



HEALTH QUARTERLY STATEMENT
 AS OF SEPTEMBER 30, 2018
 OF THE CONDITION AND AFFAIRS OF THE
UnitedHealthcare Community Plan of Ohio, Inc.

NAIC Group Code 0707 0707 NAIC Company Code 12323 Employer's ID Number 56-2451429
 (Current) (Prior)

Organized under the Laws of Ohio, State of Domicile or Port of Entry OH

Country of Domicile United States of America

Licensed as business type: Health Maintenance Organization

Is HMO Federally Qualified? Yes [] No [X]

Incorporated/Organized 03/29/2004 Commenced Business 10/01/2005

Statutory Home Office 9200 Worthington Road OH020-1000 Westerville, OH, US 43082
 (Street and Number) (City or Town, State, Country and Zip Code)

Main Administrative Office 9800 Health Care Lane MN006-W500
 (Street and Number)
Minnetonka, MN, US 55343 952-931-4014
 (City or Town, State, Country and Zip Code) (Area Code) (Telephone Number)

Mail Address 9800 Health Care Lane MN006-W500 Minnetonka, MN, US 55343
 (Street and Number or P.O. Box) (City or Town, State, Country and Zip Code)

Primary Location of Books and Records 9800 Health Care Lane MN006-W500
 (Street and Number)
Minnetonka, MN, US 55343 952-931-4014
 (City or Town, State, Country and Zip Code) (Area Code) (Telephone Number)

Internet Website Address www.uhcommunityplan.com

Statutory Statement Contact Rachel Ivelisse Ramos 952-406-4923
 (Name) (Area Code) (Telephone Number)
rachel_ramos@uhc.com 952-931-4651
 (E-mail Address) (FAX Number)

OFFICERS

President, Chief Executive Officer Tracy Lynn Davidson Treasurer Peter Marshall Gill #
 Secretary Christina Regina Palme-Krizak Chief Financial Officer Dale Ray Moore

OTHER

Nyle Brent Cottingham, Vice President Heather Anastasia Lang, Assistant Secretary

DIRECTORS OR TRUSTEES

Richard Gordon Dunlop Joseph Gilbert Gaudio Yasmine Herminia Winkler



State of Ohio County of Columbiana State of MINNESOTA County of HENNEPIN State of Ohio County of Delaware

The officers of this reporting entity being duly sworn, each depose and say that they are the described officers of said reporting entity, and that on the reporting period stated above, all of the herein described assets were the absolute property of the said reporting entity, free and clear from any liens or claims thereon, except as herein stated, and that this statement, together with related exhibits, schedules and explanations therein contained, annexed or referred to, is a full and true statement of all the assets and liabilities and of the condition and affairs of the said reporting entity as of the reporting period stated above, and of its income and deductions there from for the period ended, and have been completed in accordance with the NAIC Annual Statement Instructions and Accounting Practices and Procedures manual except to the extent that: (1) state law may differ; or, (2) that state rules or regulations require differences in reporting not related to accounting practices and procedures, according to the best of their information, knowledge and belief, respectively. Furthermore, the scope of this attestation by the described officers also includes the related corresponding electronic filing with the NAIC, when required, that is an exact copy (except for formatting differences due to electronic filing) of the enclosed statement. The electronic filing may be requested by various regulators in lieu of or in addition to the enclosed statement.

Tracy Lynn Davidson Christina Regina Palme-Krizak Dale Ray Moore
 President, Chief Executive Officer Secretary Chief Financial Officer

Subscribed and sworn to before me this 5th day of November, 2018 22 day of October, 2018 5th day of November, 2018
CA Hauger Kathy M. Winkler CA Hauger

- a. Is this an original filing?..... Yes [X] No []
 b. If no,
 1. State the amendment number.....
 2. Date filed.....
 3. Number of pages attached.....



ASSETS

	Current Statement Date			4 December 31 Prior Year Net Admitted Assets
	1 Assets	2 Nonadmitted Assets	3 Net Admitted Assets (Cols. 1 - 2)	
1. Bonds	368,109,781	0	368,109,781	291,940,871
2. Stocks:				
2.1 Preferred stocks	0	0	0	0
2.2 Common stocks	0	0	0	0
3. Mortgage loans on real estate:				
3.1 First liens	0	0	0	0
3.2 Other than first liens.....	0	0	0	0
4. Real estate:				
4.1 Properties occupied by the company (less \$0 encumbrances)	0	0	0	0
4.2 Properties held for the production of income (less \$0 encumbrances)	0	0	0	0
4.3 Properties held for sale (less \$0 encumbrances)	0	0	0	0
5. Cash (\$100,239), cash equivalents (\$47,330,711) and short-term investments (\$10,216,457)	57,647,407	0	57,647,407	126,710,942
6. Contract loans (including \$0 premium notes)	0	0	0	0
7. Derivatives	0	0	0	0
8. Other invested assets	0	0	0	0
9. Receivables for securities	0	0	0	0
10. Securities lending reinvested collateral assets	0	0	0	0
11. Aggregate write-ins for invested assets	0	0	0	0
12. Subtotals, cash and invested assets (Lines 1 to 11)	425,757,188	0	425,757,188	418,651,813
13. Title plants less \$0 charged off (for Title insurers only)	0	0	0	0
14. Investment income due and accrued	2,668,526	0	2,668,526	2,361,658
15. Premiums and considerations:				
15.1 Uncollected premiums and agents' balances in the course of collection	41,575,981	0	41,575,981	13,199,050
15.2 Deferred premiums, agents' balances and installments booked but deferred and not yet due (including \$0 earned but unbilled premiums)	0	0	0	0
15.3 Accrued retrospective premiums (\$0) and contracts subject to redetermination (\$39,775,201)	39,775,201	0	39,775,201	20,386,348
16. Reinsurance:				
16.1 Amounts recoverable from reinsurers	0	0	0	8,569,296
16.2 Funds held by or deposited with reinsured companies	0	0	0	0
16.3 Other amounts receivable under reinsurance contracts	0	0	0	0
17. Amounts receivable relating to uninsured plans	16,202,572	0	16,202,572	7,172,343
18.1 Current federal and foreign income tax recoverable and interest thereon	3,434,248	0	3,434,248	0
18.2 Net deferred tax asset	2,942,612	0	2,942,612	1,626,755
19. Guaranty funds receivable or on deposit	0	0	0	0
20. Electronic data processing equipment and software	0	0	0	0
21. Furniture and equipment, including health care delivery assets (\$0)	0	0	0	0
22. Net adjustment in assets and liabilities due to foreign exchange rates	0	0	0	0
23. Receivables from parent, subsidiaries and affiliates	0	0	0	0
24. Health care (\$24,260,698) and other amounts receivable	40,186,834	15,926,136	24,260,698	22,049,723
25. Aggregate write-ins for other than invested assets	0	0	0	562,061
26. Total assets excluding Separate Accounts, Segregated Accounts and Protected Cell Accounts (Lines 12 to 25)	572,543,162	15,926,136	556,617,026	494,579,047
27. From Separate Accounts, Segregated Accounts and Protected Cell Accounts	0	0	0	0
28. Total (Lines 26 and 27)	572,543,162	15,926,136	556,617,026	494,579,047
DETAILS OF WRITE-INS				
1101.				
1102.				
1103.				
1198. Summary of remaining write-ins for Line 11 from overflow page	0	0	0	0
1199. Totals (Lines 1101 through 1103 plus 1198)(Line 11 above)	0	0	0	0
2501. Reinsurance Premiums Receivable	0	0	0	562,061
2502.				
2503.				
2598. Summary of remaining write-ins for Line 25 from overflow page	0	0	0	0
2599. Totals (Lines 2501 through 2503 plus 2598)(Line 25 above)	0	0	0	562,061

LIABILITIES, CAPITAL AND SURPLUS

	Current Period			Prior Year
	1 Covered	2 Uncovered	3 Total	4 Total
1. Claims unpaid (less \$15,763,422 reinsurance ceded)	150,527,716	0	150,527,716	158,519,304
2. Accrued medical incentive pool and bonus amounts	3,500	0	3,500	537,280
3. Unpaid claims adjustment expenses	2,222,537	0	2,222,537	2,058,097
4. Aggregate health policy reserves, including the liability of \$0 for medical loss ratio rebate per the Public Health Service Act	578,197	0	578,197	2,753,386
5. Aggregate life policy reserves	0	0	0	0
6. Property/casualty unearned premium reserve	0	0	0	0
7. Aggregate health claim reserves	5,346,911	0	5,346,911	6,199,716
8. Premiums received in advance	0	0	0	0
9. General expenses due or accrued	30,490,924	0	30,490,924	32,858,812
10.1 Current federal and foreign income tax payable and interest thereon (including \$0 on realized gains (losses))	0	0	0	6,939,702
10.2 Net deferred tax liability	0	0	0	0
11. Ceded reinsurance premiums payable	209,118	0	209,118	0
12. Amounts withheld or retained for the account of others	0	0	0	0
13. Remittances and items not allocated	162,707	0	162,707	0
14. Borrowed money (including \$0 current) and interest thereon \$0 (including \$0 current)	0	0	0	0
15. Amounts due to parent, subsidiaries and affiliates	45,126,011	0	45,126,011	9,363,999
16. Derivatives	0	0	0	0
17. Payable for securities	0	0	0	0
18. Payable for securities lending	0	0	0	0
19. Funds held under reinsurance treaties (with \$0 authorized reinsurers, \$0 unauthorized reinsurers and \$0 certified reinsurers)	0	0	0	0
20. Reinsurance in unauthorized and certified (\$0) companies	0	0	0	0
21. Net adjustments in assets and liabilities due to foreign exchange rates	0	0	0	0
22. Liability for amounts held under uninsured plans	6,374,773	0	6,374,773	2,204,731
23. Aggregate write-ins for other liabilities (including \$16,932 current)	16,932	0	16,932	15,255
24. Total liabilities (Lines 1 to 23)	241,059,326	0	241,059,326	221,450,282
25. Aggregate write-ins for special surplus funds	XXX	XXX	0	38,183,585
26. Common capital stock	XXX	XXX	1,000	1,000
27. Preferred capital stock	XXX	XXX	0	0
28. Gross paid in and contributed surplus	XXX	XXX	21,227,057	21,227,057
29. Surplus notes	XXX	XXX	0	0
30. Aggregate write-ins for other than special surplus funds	XXX	XXX	0	0
31. Unassigned funds (surplus)	XXX	XXX	294,329,643	213,717,123
32. Less treasury stock, at cost:				
32.10 shares common (value included in Line 26 \$0)	XXX	XXX	0	0
32.20 shares preferred (value included in Line 27 \$0)	XXX	XXX	0	0
33. Total capital and surplus (Lines 25 to 31 minus Line 32)	XXX	XXX	315,557,700	273,128,765
34. Total liabilities, capital and surplus (Lines 24 and 33)	XXX	XXX	556,617,026	494,579,047
DETAILS OF WRITE-INS				
2301. Unclaimed Property	16,932	0	16,932	15,255
2302.				
2303.				
2398. Summary of remaining write-ins for Line 23 from overflow page	0	0	0	0
2399. Totals (Lines 2301 through 2303 plus 2398)(Line 23 above)	16,932	0	16,932	15,255
2501. Section 9010 ACA Subsequent Fee Year Assessment	XXX	XXX	0	38,183,585
2502.	XXX	XXX		
2503.	XXX	XXX		
2598. Summary of remaining write-ins for Line 25 from overflow page	XXX	XXX	0	0
2599. Totals (Lines 2501 through 2503 plus 2598)(Line 25 above)	XXX	XXX	0	38,183,585
3001.	XXX	XXX		
3002.	XXX	XXX		
3003.	XXX	XXX		
3098. Summary of remaining write-ins for Line 30 from overflow page	XXX	XXX	0	0
3099. Totals (Lines 3001 through 3003 plus 3098)(Line 30 above)	XXX	XXX	0	0

STATEMENT OF REVENUE AND EXPENSES

	Current Year To Date		Prior Year To Date	Prior Year Ended December 31
	1 Uncovered	2 Total	3 Total	4 Total
1. Member Months	XXX	2,897,733	2,750,978	3,703,252
2. Net premium income (including \$ 0 non-health premium income)	XXX	1,830,161,310	1,651,225,992	2,229,056,944
3. Change in unearned premium reserves and reserve for rate credits	XXX	1,240,780	1,549,976	2,791,165
4. Fee-for-service (net of \$ 0 medical expenses)	XXX	0	0	0
5. Risk revenue	XXX	0	0	0
6. Aggregate write-ins for other health care related revenues	XXX	0	0	0
7. Aggregate write-ins for other non-health revenues	XXX	0	0	0
8. Total revenues (Lines 2 to 7)	XXX	1,831,402,090	1,652,775,968	2,231,848,109
Hospital and Medical:				
9. Hospital/medical benefits	0	1,183,563,745	1,090,459,759	1,453,568,444
10. Other professional services	0	34,039,139	31,915,212	41,817,260
11. Outside referrals	0	0	0	0
12. Emergency room and out-of-area	0	0	0	0
13. Prescription drugs	0	270,239,428	235,190,856	321,601,065
14. Aggregate write-ins for other hospital and medical	0	0	0	0
15. Incentive pool, withhold adjustments and bonus amounts	0	(40,314)	291,378	609,565
16. Subtotal (Lines 9 to 15)	0	1,487,801,998	1,357,857,205	1,817,596,334
Less:				
17. Net reinsurance recoveries	0	28,645,991	19,253,993	20,708,592
18. Total hospital and medical (Lines 16 minus 17)	0	1,459,156,007	1,338,603,212	1,796,887,742
19. Non-health claims (net)	0	0	0	0
20. Claims adjustment expenses, including \$ 48,415,103 cost containment expenses	0	73,874,855	75,544,852	99,533,394
21. General administrative expenses	0	201,378,909	166,437,504	222,901,154
22. Increase in reserves for life and accident and health contracts (including \$ 0 increase in reserves for life only)	0	0	0	0
23. Total underwriting deductions (Lines 18 through 22)	0	1,734,409,771	1,580,585,568	2,119,322,290
24. Net underwriting gain or (loss) (Lines 8 minus 23)	XXX	96,992,319	72,190,400	112,525,819
25. Net investment income earned	0	7,400,609	5,144,293	7,067,295
26. Net realized capital gains (losses) less capital gains tax of \$ (32,934)	0	(153,578)	96,510	16,955
27. Net investment gains (losses) (Lines 25 plus 26)	0	7,247,031	5,240,803	7,084,250
28. Net gain or (loss) from agents' or premium balances charged off [(amount recovered \$ 0) (amount charged off \$ 0)]	0	0	0	0
29. Aggregate write-ins for other income or expenses	0	(12,000)	(19,307)	(23,307)
30. Net income or (loss) after capital gains tax and before all other federal income taxes (Lines 24 plus 27 plus 28 plus 29)	XXX	104,227,350	77,411,896	119,586,762
31. Federal and foreign income taxes incurred	XXX	28,486,687	26,500,037	40,777,077
32. Net income (loss) (Lines 30 minus 31)	XXX	75,740,663	50,911,859	78,809,685
DETAILS OF WRITE-INS				
0601.	XXX			
0602.	XXX			
0603.	XXX			
0698. Summary of remaining write-ins for Line 6 from overflow page	XXX	0	0	0
0699. Totals (Lines 0601 through 0603 plus 0698)(Line 6 above)	XXX	0	0	0
0701.	XXX			
0702.	XXX			
0703.	XXX			
0798. Summary of remaining write-ins for Line 7 from overflow page	XXX	0	0	0
0799. Totals (Lines 0701 through 0703 plus 0798)(Line 7 above)	XXX	0	0	0
1401.				
1402.				
1403.				
1498. Summary of remaining write-ins for Line 14 from overflow page	0	0	0	0
1499. Totals (Lines 1401 through 1403 plus 1498)(Line 14 above)	0	0	0	0
2901. Fines & Penalties	0	(12,000)	(20,472)	(24,472)
2902. Other Income	0	0	1,165	1,165
2903.				
2998. Summary of remaining write-ins for Line 29 from overflow page	0	0	0	0
2999. Totals (Lines 2901 through 2903 plus 2998)(Line 29 above)	0	(12,000)	(19,307)	(23,307)

STATEMENT OF REVENUE AND EXPENSES (Continued)

	1 Current Year to Date	2 Prior Year to Date	3 Prior Year Ended December 31
CAPITAL AND SURPLUS ACCOUNT			
33. Capital and surplus prior reporting year.....	273,128,765	219,739,336	219,739,336
34. Net income or (loss) from Line 32.....	75,740,663	50,911,859	78,809,685
35. Change in valuation basis of aggregate policy and claim reserves.....	0	0	0
36. Change in net unrealized capital gains (losses) less capital gains tax of \$..... (210)	791	0	0
37. Change in net unrealized foreign exchange capital gain or (loss).....	0	0	0
38. Change in net deferred income tax.....	1,316,067	1,275,683	(767,351)
39. Change in nonadmitted assets.....	(9,628,586)	(3,644,808)	(1,752,905)
40. Change in unauthorized and certified reinsurance.....	0	0	0
41. Change in treasury stock.....	0	0	0
42. Change in surplus notes.....	0	0	0
43. Cumulative effect of changes in accounting principles.....	0	0	0
44. Capital Changes:			
44.1 Paid in.....	0	0	0
44.2 Transferred from surplus (Stock Dividend).....	0	0	0
44.3 Transferred to surplus.....	0	0	0
45. Surplus adjustments:			
45.1 Paid in.....	0	0	0
45.2 Transferred to capital (Stock Dividend).....	0	0	0
45.3 Transferred from capital.....	0	0	0
46. Dividends to stockholders.....	(25,000,000)	(22,900,000)	(22,900,000)
47. Aggregate write-ins for gains or (losses) in surplus.....	0	0	0
48. Net change in capital & surplus (Lines 34 to 47).....	42,428,935	25,642,734	53,389,429
49. Capital and surplus end of reporting period (Line 33 plus 48)	315,557,700	245,382,070	273,128,765
DETAILS OF WRITE-INS			
4701.			
4702.			
4703.			
4798. Summary of remaining write-ins for Line 47 from overflow page.....	0	0	0
4799. Totals (Lines 4701 through 4703 plus 4798)(Line 47 above)	0	0	0

CASH FLOW

	1 Current Year To Date	2 Prior Year To Date	3 Prior Year Ended December 31
Cash from Operations			
1. Premiums collected net of reinsurance	1,782,232,296	1,687,147,469	2,219,768,261
2. Net investment income	9,443,720	7,739,434	10,853,441
3. Miscellaneous income	0	0	0
4. Total (Lines 1 to 3)	1,791,676,016	1,694,886,903	2,230,621,702
5. Benefit and loss related payments	1,461,768,238	1,323,766,044	1,795,107,777
6. Net transfers to Separate Accounts, Segregated Accounts and Protected Cell Accounts	0	0	0
7. Commissions, expenses paid and aggregate write-ins for deductions	282,321,219	246,085,897	314,937,809
8. Dividends paid to policyholders	0	0	0
9. Federal and foreign income taxes paid (recovered) net of \$0 tax on capital gains (losses)	38,827,703	31,454,999	39,353,362
10. Total (Lines 5 through 9)	1,782,917,160	1,601,306,940	2,149,398,948
11. Net cash from operations (Line 4 minus Line 10)	8,758,856	93,579,963	81,222,754
Cash from Investments			
12. Proceeds from investments sold, matured or repaid:			
12.1 Bonds	64,066,978	39,800,501	65,283,817
12.2 Stocks	0	0	0
12.3 Mortgage loans	0	0	0
12.4 Real estate	0	0	0
12.5 Other invested assets	0	0	0
12.6 Net gains or (losses) on cash, cash equivalents and short-term investments	816	86	81
12.7 Miscellaneous proceeds	0	0	0
12.8 Total investment proceeds (Lines 12.1 to 12.7)	64,067,794	39,800,587	65,283,898
13. Cost of investments acquired (long-term only):			
13.1 Bonds	142,780,373	42,859,159	69,573,331
13.2 Stocks	0	0	0
13.3 Mortgage loans	0	0	0
13.4 Real estate	0	0	0
13.5 Other invested assets	0	0	0
13.6 Miscellaneous applications	0	3,144,126	3,657,777
13.7 Total investments acquired (Lines 13.1 to 13.6)	142,780,373	46,003,285	73,231,108
14. Net increase (or decrease) in contract loans and premium notes	0	0	0
15. Net cash from investments (Line 12.8 minus Line 13.7 and Line 14)	(78,712,579)	(6,202,698)	(7,947,210)
Cash from Financing and Miscellaneous Sources			
16. Cash provided (applied):			
16.1 Surplus notes, capital notes	0	0	0
16.2 Capital and paid in surplus, less treasury stock	0	0	0
16.3 Borrowed funds	0	0	0
16.4 Net deposits on deposit-type contracts and other insurance liabilities	0	0	0
16.5 Dividends to stockholders	25,000,000	22,900,000	22,900,000
16.6 Other cash provided (applied)	25,890,189	(8,002,554)	(10,558,345)
17. Net cash from financing and miscellaneous sources (Line 16.1 through Line 16.4 minus Line 16.5 plus Line 16.6)	890,189	(30,902,554)	(33,458,345)
RECONCILIATION OF CASH, CASH EQUIVALENTS AND SHORT-TERM INVESTMENTS			
18. Net change in cash, cash equivalents and short-term investments (Line 11, plus Lines 15 and 17)	(69,063,534)	56,474,711	39,817,199
19. Cash, cash equivalents and short-term investments:			
19.1 Beginning of year	126,710,942	86,893,744	86,893,743
19.2 End of period (Line 18 plus Line 19.1)	57,647,408	143,368,455	126,710,942

Note: Supplemental disclosures of cash flow information for non-cash transactions:

--	--	--	--

EXHIBIT OF PREMIUMS, ENROLLMENT AND UTILIZATION

	1 Total	Comprehensive (Hospital & Medical)		4 Medicare Supplement	5 Vision Only	6 Dental Only	7 Federal Employees Health Benefit Plan	8 Title XVIII Medicare	9 Title XIX Medicaid	10 Other
		2 Individual	3 Group							
Total Members at end of:										
1. Prior Year	312,886	0	0	0	0	0	0	0	312,886	0
2. First Quarter	319,898	0	0	0	0	0	0	0	319,898	0
3. Second Quarter	316,960	0	0	0	0	0	0	0	316,960	0
4. Third Quarter	316,023	0	0	0	0	0	0	0	316,023	0
5. Current Year	0	0	0	0	0	0	0	0	0	0
6. Current Year Member Months	2,897,733	0	0	0	0	0	0	0	2,897,733	0
Total Member Ambulatory Encounters for Period:										
7. Physician	2,273,059	0	0	0	0	0	0	0	2,273,059	0
8. Non-Physician	1,640,966	0	0	0	0	0	0	0	1,640,966	0
9. Total	3,914,025	0	0	0	0	0	0	0	3,914,025	0
10. Hospital Patient Days Incurred	1,471,840	0	0	0	0	0	0	0	1,471,840	0
11. Number of Inpatient Admissions	79,121	0	0	0	0	0	0	0	79,121	0
12. Health Premiums Written (a)	1,849,852,291	0	0	0	0	0	0	0	1,849,852,291	0
13. Life Premiums Direct	0	0	0	0	0	0	0	0	0	0
14. Property/Casualty Premiums Written	0	0	0	0	0	0	0	0	0	0
15. Health Premiums Earned	1,851,093,071	0	0	0	0	0	0	0	1,851,093,071	0
16. Property/Casualty Premiums Earned	0	0	0	0	0	0	0	0	0	0
17. Amount Paid for Provision of Health Care Services.....	1,488,788,083	0	0	0	0	0	0	0	1,488,788,083	0
18. Amount Incurred for Provision of Health Care Services	1,487,801,998	0	0	0	0	0	0	0	1,487,801,998	0

(a) For health premiums written: amount of Medicare Title XVIII exempt from state taxes or fees \$228,961,356

UNDERWRITING AND INVESTMENT EXHIBIT

ANALYSIS OF CLAIMS UNPAID - PRIOR YEAR - NET OF REINSURANCE

Line of Business	Claims Paid Year to Date		Liability End of Current Quarter		5 Claims Incurred in Prior Years (Columns 1 + 3)	6 Estimated Claim Reserve and Claim Liability December 31 of Prior Year
	1 On Claims Incurred Prior to January 1 of Current Year	2 On Claims Incurred During the Year	3 On Claims Unpaid Dec. 31 of Prior Year	4 On Claims Incurred During the Year		
1. Comprehensive (hospital and medical)	0	0	0	0	0	0
2. Medicare Supplement	0	0	0	0	0	0
3. Dental Only	0	0	0	0	0	0
4. Vision Only	0	0	0	0	0	0
5. Federal Employees Health Benefits Plan	0	0	0	0	0	0
6. Title XVIII - Medicare	0	0	0	0	0	0
7. Title XIX - Medicaid	125,350,502	1,344,493,565	6,535,625	149,339,002	131,886,127	164,719,020
8. Other health	0	0	0	0	0	0
9. Health subtotal (Lines 1 to 8)	125,350,502	1,344,493,565	6,535,625	149,339,002	131,886,127	164,719,020
10. Healthcare receivables (a)	10,286,597	17,905,865	0	1,958,164	10,286,597	28,347,272
11. Other non-health	0	0	0	0	0	0
12. Medical incentive pools and bonus amounts	483,241	10,225	3,460	40	486,701	537,281
13. Totals (Lines 9-10+11+12)	115,547,146	1,326,597,925	6,539,085	147,380,878	122,086,231	136,909,029

(a) Excludes \$ 10,036,208 loans or advances to providers not yet expensed.

NOTES TO FINANCIAL STATEMENTS

1. SUMMARY OF SIGNIFICANT ACCOUNTING POLICIES AND GOING CONCERN

A. Accounting Practices

The statutory basis financial statements of UnitedHealthcare Community Plan of Ohio, Inc. (the "Company") are presented on the basis of accounting practices prescribed and permitted by the Ohio Department of Insurance ("ODI").

The ODI recognizes only statutory accounting practices, prescribed and permitted by the State of Ohio, for determining and reporting the financial condition and results of operations of a health insuring corporation ("HIC"), for determining its solvency under Ohio Insurance Law. The state prescribes the use of the National Association of Insurance Commissioners' ("NAIC") Accounting Practices and Procedures manual ("NAIC SAP") in effect for the accounting periods covered in the statutory basis financial statements.

No significant differences exist between the practices prescribed and permitted by the State of Ohio and the NAIC SAP which materially affect the statutory basis net income and capital and surplus, as illustrated in the table below:

	SSAP #	F/S Page #	F/S Line #	September 30, 2018	December 31, 2017
Net Income					
(1) Company state basis (Page 4, Line 32, Columns 2 & 4)	XXX	XXX	XXX	\$ 75,740,663	\$ 78,809,685
(2) State prescribed practices that are an increase/(decrease) from NAIC SAP: Not Applicable				-	-
(3) State permitted practices that are an increase/(decrease) from NAIC SAP: Not Applicable				-	-
(4) NAIC SAP (1 - 2 - 3 = 4)	XXX	XXX	XXX	<u>\$ 75,740,663</u>	<u>\$ 78,809,685</u>
Capital and Surplus					
(5) Company state basis (Page 3, Line 33, Columns 3 & 4)	XXX	XXX	XXX	\$ 315,557,700	\$ 273,128,765
(6) State prescribed practices that are an increase/(decrease) from NAIC SAP: Not Applicable				-	-
(7) State permitted practices that are an increase/(decrease) from NAIC SAP: Not Applicable				-	-
(8) NAIC SAP (5 - 6 - 7 = 8)	XXX	XXX	XXX	<u>\$ 315,557,700</u>	<u>\$ 273,128,765</u>

B. Use of Estimates in the Preparation of the Statutory Basis Financial Statements

No significant change.

C. Accounting Policy

(1–5) No significant change.

(6) U.S. government and agency securities and corporate debt securities include loan-backed securities (mortgage-backed securities and asset-backed securities), which are valued using the retrospective adjustment methodology. Prepayment assumptions for the determination of the book/adjusted carrying value, commonly referred to as amortized cost, of loan-backed securities are based on a three-month constant prepayment rate history obtained from external data source vendors. The Company's investment policy limits investments in nonagency residential mortgage-backed securities, including home equity and sub-prime mortgages, to 10% of total cash and invested assets. Total combined investments in mortgage-backed securities and asset-backed securities cannot exceed more than 30% of total cash and invested assets.

(7–13) No significant change.

D. Going Concern

The Company has the ability and will continue to operate for a period of time sufficient to carry out its commitments, obligations and business objectives.

2. ACCOUNTING CHANGES AND CORRECTION OF ERRORS

No significant change.

3. BUSINESS COMBINATIONS AND GOODWILL

A–D. No significant change.

4. DISCONTINUED OPERATIONS

A. Discontinued Operation Disposed of or Classified as Held for Sale

(1–4) No significant change.

B. Change in Plan of Sale of Discontinued Operations — Not applicable.

C. Nature of any Significant Continuing Involvement with Discontinued Operations after Disposal — Not applicable.

D. Equity Interest Retained in the Discontinued Operation after Disposal — Not applicable.

5. INVESTMENTS AND OTHER INVESTED ASSETS

A. Mortgage Loans, including Mezzanine Real Estate Loans

No significant change.

B. Debt Restructuring

No significant change.

C. Reverse Mortgages

No significant change.

D. Loan-Backed Securities

(1) U.S. government and agency securities and corporate debt securities include loan-backed securities (mortgage-backed securities and asset-backed securities), which are valued using the retrospective adjustment methodology. Prepayment assumptions for the determination of the book/adjusted carrying value, commonly referred to as amortized cost, of loan-backed securities are based on a three-month constant prepayment rate history obtained from external data source vendors.

(2) The Company did not recognize any other-than-temporary impairments (“OTTIs”) on loan-backed securities as of September 30, 2018.

(3) As of September 30, 2018, the Company did not have any loan-backed securities with OTTIs to report by CUSIP.

(4) The following table illustrates the fair value, gross unrealized losses, and length of time that the loan-backed securities have been in a continuous unrealized loss position as of September 30, 2018 and December 31, 2017:

	September 30, 2018
The aggregate amount of unrealized losses:	
1. Less than 12 months	\$ 891,867
2. 12 Months or longer	1,388,464
The aggregate related fair value of securities with unrealized losses:	
1. Less than 12 months	90,549,774
2. 12 Months or longer	29,793,077
	December 31, 2017
The aggregate amount of unrealized losses:	
1. Less than 12 months	\$ 196,139
2. 12 Months or longer	322,854
The aggregate related fair value of securities with unrealized losses:	
1. Less than 12 months	31,743,555
2. 12 Months or longer	15,599,066

(5) The Company believes that it will collect all principal and interest due on all investments that have an amortized cost in excess of fair value. The unrealized losses as of September 30, 2018 were primarily caused by interest rate increases and not by unfavorable changes in the credit ratings associated with these securities.

- E. Dollar Repurchase Agreements and/or Securities Lending Transactions** — Not applicable.
- F. Repurchase Agreements Transactions Accounted for as Secured Borrowing** — Not applicable.
- G. Reverse Repurchase Agreements Transactions Accounted for as Secured Borrowing** — Not applicable.
- H. Repurchase Agreements Transactions Accounted for as a Sale** — Not applicable.
- I. Reverse Repurchase Agreements Transactions Accounted for as a Sale** — Not applicable.
- J. Real Estate** — Not applicable.
- K. Low-Income Housing Tax Credits** — Not applicable.

L. Restricted Assets

No significant change.

- M. Working Capital Finance Investments** — Not applicable.

N. Offsetting and Netting of Assets and Liabilities

The Company does not have any offsetting or netting of assets and liabilities as it relates to derivatives, repurchase and reverse repurchase agreements, and securities borrowing and securities lending activities.

O. Structured Notes

The Company does not have any structured notes.

P. 5* Securities

The Company does not have any investments with an NAIC designation of 5* as of September 30, 2018 and December 31, 2017.

- Q. Short Sales** — Not applicable.

- R. Prepayment Penalty and Acceleration Fees** — Not applicable.

6. JOINT VENTURES, PARTNERSHIPS, AND LIMITED LIABILITY COMPANIES

A–B. No significant change.

7. INVESTMENT INCOME

A–B. No significant change.

8. DERIVATIVE INSTRUMENTS

A–H. No significant change.

9. INCOME TAXES

A–C. No significant change.

- D.** The Tax Cuts and Jobs Act (“Tax Reform”) enacted by the U.S. federal government in December 2017 changed the existing United States tax law including reducing the U.S. corporate income tax rate from 35% in 2017 to 21% beginning in 2018. The ratio between the provision for federal income taxes incurred and net income before federal income taxes, and net realized capital losses has changed from the prior year primarily due to the Tax Reform, partially offset by the annual health insurer fee (“HIF”) under Section 9010 of the Patient Protection and Affordable Care Act (“ACA”). The HIF is included in the statutory basis statements of operations, but is non-deductible for income tax purposes in 2018. The Company is required to expense 100% of the estimated annual fee on January 1, 2018. The Company’s HIF expense is \$35,939,052 in 2018, which was paid in September 2018. Due to the moratorium in 2017, there was no HIF included in the 2017 statutory basis statements of operations.

E–G. No significant change.

10. INFORMATION CONCERNING PARENT, SUBSIDIARIES, AND AFFILIATES

A–N. Material Related Party Transactions

As of September 30, 2018, the Company paid dividends of \$25,000,000 to its parent (see Note 13).

11. DEBT

A–B. The Company had no outstanding debt with third-parties or outstanding Federal Home Loan Bank agreements during 2018 and 2017.

12. RETIREMENT PLANS, DEFERRED COMPENSATION, POSTEMPLOYMENT BENEFITS AND COMPENSATED ABSENCES, AND OTHER POSTRETIREMENT BENEFIT PLANS

A–I. The Company has no defined benefit plans, defined contribution plans, multiemployer plans, consolidated/holding company plans, postemployment benefits, and compensated absences plans and is not impacted by the Medicare Modernization Act on postretirement benefits, since all personnel are employees of United HealthCare Services, Inc. (“UHS”), which provides services to the Company under the terms of a management agreement.

13. CAPITAL AND SURPLUS, SHAREHOLDERS’ DIVIDEND RESTRICTIONS, AND QUASI-REORGANIZATIONS

(1–3) No significant change.

(4) On May 23, 2018, the Company declared an ordinary cash dividend of \$25,000,000 to the sole shareholder, Three Rivers Holdings, Inc. The dividend was paid on June 8, 2018. The ordinary dividend complied with the provisions set forth in the statutes of Ohio. The dividend was recorded as a reduction to unassigned surplus in the statutory basis statements of admitted assets, liabilities, and capital and surplus.

(5–13) No significant change.

14. LIABILITIES, CONTINGENCIES AND ASSESSMENTS

A–E. No significant change.

F. All Other Contingencies

The Company has been, or is currently involved, in various governmental investigations, audits and reviews. These include routine, regular and special investigations, audits and reviews by Centers for Medicare and Medicaid Services (“CMS”), state insurance and health and welfare departments and other governmental authorities. Certain aspects of the Company’s businesses have been reviewed or are currently under review, for reasons including compliance with coding and other requirements under the Medicare risk-adjustment model.

On February 14, 2017, the Department of Justice (“DOJ”) announced its decision to pursue certain claims within a lawsuit initially asserted against the Company and filed under seal by a whistleblower in 2011. The whistleblower’s complaint, which was unsealed on February 15, 2017, alleges that the Company made improper risk adjustment submissions and violated the False Claims Act. On February 12, 2018, the court granted in part and denied in part the Company’s motion to dismiss. In May 2018, the DOJ moved to dismiss the Company’s counterclaims, which were filed in March 2018, and moved for partial summary judgment. Those motions were argued in September 2018. The Company cannot reasonably estimate the outcome that may result from this matter given its procedural status.

Risk Adjustment Data Validation Audit – No significant change.

There are \$10,141 in long-term bonds that the Company considers to be impaired as of September 30, 2018.

15. LEASES

A–B. No significant change.

16. INFORMATION ABOUT FINANCIAL INSTRUMENTS WITH OFF-BALANCE-SHEET RISK AND FINANCIAL INSTRUMENTS WITH CONCENTRATIONS OF CREDIT RISK

(1–4) No significant change.

17. SALE, TRANSFER, AND SERVICING OF FINANCIAL ASSETS AND EXTINGUISHMENTS OF LIABILITIES

A–C. The Company did not have any transfers of receivables, financial assets, or wash sales as of September 30, 2018 or December 31, 2017.

18. GAIN OR LOSS TO THE REPORTING ENTITY FROM UNINSURED PLANS AND THE UNINSURED PORTION OF PARTIALLY INSURED PLANS

A–B. No significant change.

C. Medicare or Other Similarly Structured Cost Based Reimbursement Contract

The Medicare Part D program is a partially insured plan. The Company recorded a receivable in amounts receivable relating to uninsured plans in the statutory basis statements of admitted assets, liabilities, and capital and surplus of \$16,196,500 and \$7,167,857 as of September 30, 2018 and December 31, 2017, respectively, for cost reimbursement under the Medicare Part D program for the catastrophic reinsurance and low-income member cost-sharing subsidies. The Company also recorded a receivable of \$6,072 and \$4,486 as of September 30, 2018 and December 31, 2017, respectively, for the Medicare Part D Coverage Gap Discount Program in amounts receivable relating to uninsured plans in the statutory basis statements of admitted assets, liabilities, and capital and surplus.

The Company participates in administering hospital incentive pass through payments received from the State of Ohio Department of Medicaid (“ODM”) to pay incentive payments to members of the Ohio Hospital Association (“OHA”). There is no risk to the Company as a result of these transactions. The last hospital incentive pass through invoice was reimbursed to the Company by ODM prior to September 30, 2018; however, the corresponding payment to the OHA will not be made by the Company until November 30, 2018. As a result, the Company has a hospital incentive payable of \$4,665,873 as of September 30, 2018, which is included in liability for amounts held for uninsured plans in the statutory basis statements of admitted assets, liabilities, and capital and surplus.

Effective July 1, 2018, the Company has been selected to participate in the Care Innovation and Community Improvement Program (“CICIP”) in which it administers CICIP pass through payments received from ODM to pay quality improvement and bonus payments to both public and nonprofit hospital agencies. The last CICIP pass through payment was included in the capitation rates paid to the Company by ODM as of September 30, 2018; however, the corresponding payment to the hospital agencies will not be made by the Company until the following month. As a result, the Company has a CICIP payable of \$1,708,900 as of September 30, 2018, which is included in liability for amounts held for uninsured plans in the statutory basis statements of admitted assets, liabilities, and capital and surplus.

19. DIRECT PREMIUM WRITTEN/PRODUCED BY MANAGING GENERAL AGENTS/THIRD-PARTY ADMINISTRATORS

No significant change.

20. FAIR VALUE MEASUREMENT

The NAIC SAP defines fair value, establishes a framework for measuring fair value, and outlines the disclosure requirements related to fair value measurements. The fair value hierarchy is as follows:

Level 1 — Quoted (unadjusted) prices for identical assets in active markets.

Level 2 — Other observable inputs, either directly or indirectly, including:

- Quoted prices for similar assets in active markets;
- Quoted prices for identical or similar assets in nonactive markets (few transactions, limited information, noncurrent prices, high variability over time, etc.);
- Inputs other than quoted prices that are observable for the asset (interest rates, yield curves, volatilities, default rates, etc.);
- Inputs that are derived principally from or corroborated by other observable market data.

Level 3 — Unobservable inputs that cannot be corroborated by observable market data.

The estimated fair values of bonds and short-term investments are based on quoted market prices, where available. The Company obtains one price for each security primarily from a third-party pricing service (“pricing service”), which generally uses quoted prices or other observable inputs for the determination of fair value. The pricing service normally derives the security prices through recently reported trades for identical or similar securities, making adjustments through the reporting date based upon available observable market information. For securities not actively traded, the pricing service may use quoted market prices of comparable instruments or discounted cash flow analyses, incorporating inputs that are currently observable in the markets for similar securities. Inputs that are often used in the valuation methodologies include, but are not limited to, non-binding broker quotes, benchmark yields, credit spreads, default rates and prepayment speeds. As the Company is responsible for the determination of fair value, it performs quarterly analyses on the prices received from the pricing service to determine whether the prices are reasonable estimates of fair value. Specifically, the Company compares the prices received from the pricing service to a secondary pricing source; prices reported by its custodian, its investment consultant and third-party investment advisors. Additionally, the Company compares changes in the reported market values and returns to relevant market indices to test the reasonableness of the reported prices. The Company’s internal price verification procedures and review of fair value methodology documentation provided by independent pricing services have not historically resulted in an adjustment in the prices obtained from the pricing service.

In instances in which the inputs used to measure fair value fall into different levels of the fair value hierarchy, the fair value measurement has been determined based on the lowest-level input that is significant to the fair value measurement in its entirety. The Company’s assessment of the significance of a particular item to the fair value measurement in its entirety requires judgment, including the consideration of inputs specific to the asset or liability.

A. Fair Value

(1–5) The Company does not have any financial assets that are measured and reported at fair value in the statutory basis statements of admitted assets, liabilities, and capital and surplus at September 30, 2018 and December 31, 2017.

B. Fair Value Combination — Not applicable.

C. Aggregate Fair Value Hierarchy

The aggregate fair value by hierarchy of all financial instruments as of September 30, 2018 and December 31, 2017, is presented in the table below:

Types of Financial Investment	September 30, 2018						Not Practicable (Carrying Value)	Net Asset Value (NAV) Included In Level 2
	Aggregate Fair Value	Admitted Assets	(Level 1)	(Level 2)	(Level 3)			
U.S. government and agency securities	\$ 85,078,245	\$ 88,152,460	\$ 23,786,491	\$ 61,291,754	\$ -	\$ -	\$ -	
State and agency municipal securities	47,766,793	47,926,111	-	47,766,793	-	-	-	
City and county municipal securities	52,627,575	53,188,023	-	52,627,575	-	-	-	
Corporate debt securities	<u>186,625,216</u>	<u>189,059,644</u>	<u>10,216,458</u>	<u>176,408,758</u>	<u>-</u>	<u>-</u>	<u>-</u>	
Total bonds and short-term investments	<u>\$ 372,097,829</u>	<u>\$ 378,326,238</u>	<u>\$ 34,002,949</u>	<u>\$ 338,094,880</u>	<u>\$ -</u>	<u>\$ -</u>	<u>\$ -</u>	

Types of Financial Investment	December 31, 2017						Not Practicable (Carrying Value)	Net Asset Value (NAV) Included In Level 2
	Aggregate Fair Value	Admitted Assets	(Level 1)	(Level 2)	(Level 3)			
U.S. government and agency securities	\$ 54,467,447	\$ 55,572,581	\$ 21,110,237	\$ 33,357,210	\$ -	\$ -	\$ -	
State and agency municipal securities	54,980,238	54,444,550	-	54,980,238	-	-	-	
City and county municipal securities	76,681,522	76,330,120	-	76,681,522	-	-	-	
Corporate debt securities	<u>116,983,938</u>	<u>116,670,120</u>	<u>10,075,790</u>	<u>106,908,148</u>	<u>-</u>	<u>-</u>	<u>-</u>	
Total bonds and short-term investments	<u>\$ 303,113,145</u>	<u>\$ 303,017,371</u>	<u>\$ 31,186,027</u>	<u>\$ 271,927,118</u>	<u>\$ -</u>	<u>\$ -</u>	<u>\$ -</u>	

Included as Level 1 in U.S. government and agency securities in the fair value hierarchy tables above are U.S. Treasury securities of \$23,786,491 and \$21,110,237 as of September 30, 2018 and December 31, 2017, respectively.

There are no commercial paper investments included in corporate debt securities in the fair value hierarchy tables above as of September 30, 2018 and December 31, 2017.

D. Not Practicable to Estimate Fair Value — Not applicable.

21. OTHER ITEMS

A–H. No significant change.

22. EVENTS SUBSEQUENT

Subsequent events have been evaluated through November 8, 2018, which is the date these statutory basis financial statements were available for issuance.

There are no recognized or non-recognized Type I or Type II events subsequent to September 30, 2018, that require recognition or disclosure.

23. REINSURANCE

A–D. No significant change.

24. RETROSPECTIVELY RATED CONTRACTS AND CONTRACTS SUBJECT TO REDETERMINATION

A–B. No significant change.

C. The Company has Medicare Part D risk-corridor amounts from CMS under the MyCare Ohio contract which are subject to a retrospectively rated feature related to Part D premiums. The Company has estimated accrued retrospective premiums related to certain Part D premiums based on guidelines determined by CMS. The formula is tiered and based on the bid medical loss ratio. The amount of Medicare Part D direct premiums written subject to the retrospectively rated feature was \$12,991,023 and \$18,819,416 representing, 0.7% and 0.8% of total direct premiums written as of September 30, 2018 and December 31, 2017, respectively.

The Company has risk-adjustment amounts from CMS which are subject to a redetermination feature related to Medicare premiums. The Company has estimated premium adjustments for changes to each member's health scores based on guidelines determined by CMS. The total amount of Medicare direct premiums written for which a portion is subject to the redetermination feature was \$228,961,356 and \$288,419,426 representing, 12.4% and 12.9% of total direct premiums written as of September 30, 2018 and December 31, 2017, respectively.

The Medicaid contract with the State of Ohio includes an Aged, Blind, and Disabled ("ABD") program which is subject to retrospective rating features. The Company estimates accrued retrospective premium adjustments for its ABD program based on the contract with the ODM. The total amount of direct premiums written from the Medicaid contract subject to the retrospectively rated feature was \$270,738,379 and \$276,622,513, representing 14.6% and 12.3% of total direct premiums written as of September 30, 2018 and December 31, 2017, respectively.

The Medicaid and MyCare Ohio contracts include a provision for which a stated percentage of total direct premiums written can be eligible for a performance guarantee payment, based on various quality measures. The total amount of direct premiums written from the Medicaid and MyCare Ohio contracts subject to the redetermination feature was \$1,803,672,306 and \$2,211,534,192, representing 97.5% and 98.6%, of the Company's total direct premiums written, as of September 30, 2018 and December 31, 2017, respectively.

CMS has released the final Medicaid Managed Care Rule which is subject to each State's administration elections. This rule is the first major update to the Medicaid Managed Care regulations in more than a decade. Many items including a minimum loss ratio ("MLR") requirement were implemented for contracts with an effective date starting on or after July 1, 2017 while other elements of the regulation will be implemented over the following decade. Pursuant to the regulations, for contracts effective on or after July 1, 2017 premiums associated with the Company's Medicaid line of business is subject to retrospectively rated features based on the actual medical loss ratios experienced on this product. The calculation is pursuant to the Medicaid Managed Care guidance. The total amount of direct premiums written for the Medicaid line of business for which a portion is subject to the retrospectively rated features was \$1,225,690,650 representing 66.3% of total direct premiums written as of September 30, 2018.

The MyCare Ohio contract with the State of Ohio includes medical loss ratio rebates. The rebate period is over the contract period. The Company estimates accrued retrospective premium adjustments for its MyCare Ohio business based on the medical loss ratio experienced on the MyCare Ohio line of business. The formula is based on contractual requirements. The amount of direct premiums written for the MyCare Ohio contract was \$624,161,641 and \$781,593,733, representing 33.7% and 34.9% of total direct premiums written as of September 30, 2018 and December 31, 2017, respectively.

D. Effective with the January 1, 2018 contract, pursuant to the Medicaid Managed Care Rule, based on the State's election the Company may be required to calculate a specific MLR on the Medicaid line of business. The Company has no amounts accrued for Medicaid MLR rebates as of September 30, 2018.

Pursuant to contractual requirements, the Company is required to maintain a specific MLR on its MyCare Ohio population. The Company's actual medical loss ratios for MyCare Ohio were in excess of the minimum requirement and, as a result, no MLR liability was required as of September 30, 2018 and December 31, 2017. Effective January 1, 2018 the Company is no longer subject to a specific MLR on its Expansion population. The Company estimated \$621,376 in state MLR Expansion rebates as of December 31, 2017. As of September 30, 2018 the MLR liability is \$0.

E. Risk-Sharing Provisions of the Affordable Care Act

(1-5) The Company did not write accident and health premiums in 2018 and 2017 subject to the risk-sharing provisions of the ACA.

25. CHANGE IN INCURRED CLAIMS AND CLAIMS ADJUSTMENT EXPENSES

A. Changes in estimates related to the prior year incurred claims are included in total hospital and medical expenses in the current year in the statutory basis statements of operations. The following tables disclose paid claims, incurred claims, and the balance in the claims unpaid, accrued medical incentive pool and bonus amounts, aggregate health claim reserves, health care and other amounts receivable (excluding provider advances not yet expensed) and reinsurance recoverables at September 30, 2018 and December 31, 2017:

	September 30, 2018		
	Current Year Incurred Claims	Prior Years Incurred Claims	Total
Beginning of year claim reserve	\$ -	\$ (165,256,300)	\$ (165,256,300)
Paid claims—net of health care receivables* and reinsurance recoveries collected	1,344,503,791	117,264,447	1,461,768,238
End of year claim reserve	<u>149,339,042</u>	<u>6,539,085</u>	<u>155,878,127</u>
Incurred claims excluding the change in health care receivables* and reinsurance recoverables as presented below	1,493,842,833	(41,452,768)	1,452,390,065
Beginning of year health care receivables and reinsurance recoverables	-	36,916,568	36,916,568
End of year health care receivables*	<u>(19,864,029)</u>	<u>(10,286,597)</u>	<u>(30,150,626)</u>
Total incurred claims	<u>\$ 1,473,978,804</u>	<u>\$ (14,822,797)</u>	<u>\$ 1,459,156,007</u>

*Health care receivables excludes provider advances not yet expensed of \$10,036,208 for 2018.

	December 31, 2017		
	Current Year Incurred Claims	Prior Years Incurred Claims	Total
Beginning of year claim reserve	\$ -	\$ (158,402,452)	\$ (158,402,452)
Paid claims—net of health care receivables* and reinsurance recoveries collected	1,677,656,918	117,450,859	1,795,107,777
End of year claim reserve	<u>161,587,651</u>	<u>3,668,649</u>	<u>165,256,300</u>
Incurred claims excluding the change in health care receivables* and reinsurance recoverables as presented below	1,839,244,569	(37,282,944)	1,801,961,625
Beginning of year health care receivables*	-	31,842,685	31,842,685
End of year health care receivables* and reinsurance recoverables	<u>(32,422,434)</u>	<u>(4,494,134)</u>	<u>(36,916,568)</u>
Total incurred claims	<u>\$ 1,806,822,135</u>	<u>\$ (9,934,393)</u>	<u>\$ 1,796,887,742</u>

*Health care receivables exclude pay for performance receivables of \$11,644,166 for 2016.

The liability for claims unpaid, accrued medical incentive pool and bonus amounts, and aggregate health claim reserves, net of health care and other amounts receivable (excluding provider advances not yet expensed) and reinsurance recoverables as of December 31, 2017 was \$128,339,732. As of September 30, 2018, \$117,264,447 has been paid for incurred claims attributable to insured events of prior years. Reserves remaining for prior years, net of health care and other amounts receivable (excluding provider advances not yet expensed) are now (\$3,747,512), as a result of re-estimation of unpaid claims. Therefore, there has been \$14,822,797 favorable prior year development since December 31, 2017 to September 30, 2018. The primary drivers consist of favorable development of \$10,268,582 due to reinsurance, favorable development as a result of a change in the provision for adverse deviations in experience of \$5,268,877, favorable development of \$4,165,436 due to subrogation recoveries, favorable development of \$1,950,000 related to the Partners for Kids program, favorable development of \$1,467,608 due to capitation, favorable development of \$1,146,622 in Part D activity and favorable development of \$1,088,888 due to provider settlements, offset by unfavorable development of \$10,417,035 in retroactivity for inpatient, outpatient, physician, and pharmacy claims. At December 31, 2017, the Company recorded \$9,934,393 of favorable development related to favorable development of \$6,880,877 attributable to subrogation recoveries, favorable development as a result of a change in the provision for adverse deviations in experience of \$6,792,390, and favorable development of \$6,039,201 due to reinsurance, offset by unfavorable development of \$8,987,348 in retroactivity for inpatient, outpatient, physician, and pharmacy claims. Original estimates are increased or decreased, as additional information becomes known regarding individual claims. Included in this development is the impact related to retrospectively rated policies. As a result of the prior year effects, on a regular basis, the Company adjusts revenue and the corresponding liability and/or receivable related to retrospectively rated policies and the impact of the change is included as a component of change in reserve for rate credits in the statutory basis statements of operations.

The Company incurred claims adjustment expenses ("CAE") of \$73,874,855 and \$99,533,394 for the nine months ended September 30, 2018 and the year ended December 31, 2017, respectively. These costs are included in the management service fees paid by the Company to UHS. The following table discloses paid CAE, incurred CAE, and the balance in unpaid CAE reserve for the nine months ended September 30, 2018 and the year ended December 31, 2017:

	September 30, 2018	December 31, 2017
Total claims adjustment expenses	\$ 73,874,855	\$ 99,533,394
Less: current year unpaid claims adjustment expenses	(2,222,537)	(2,058,097)
Add: prior year unpaid claims adjustment expenses	<u>2,058,097</u>	<u>2,355,808</u>
Total claims adjustment expenses paid	<u>\$ 73,710,415</u>	<u>\$ 99,831,105</u>

B. The Company did not make any significant changes in methodologies and assumptions used in the calculation of the liability for claims unpaid and unpaid CAE in 2018.

26. INTERCOMPANY POOLING ARRANGEMENTS

A–G. No significant change.

27. STRUCTURED SETTLEMENTS

A–B. No significant change.

28. HEALTH CARE AND OTHER AMOUNTS RECEIVABLE

A–B. No significant change.

29. PARTICIPATING POLICIES

No significant change.

30. PREMIUM DEFICIENCY RESERVES

The Company has not recorded any premium deficiency reserves as of September 30, 2018 and December 31, 2017. The analysis of premium deficiency reserves was completed as of December 31, 2017. The Company did consider anticipated investment income when calculating the premium deficiency reserves.

The following table summarizes the Company's premium deficiency reserves as of September 30, 2018 and December 31, 2017:

	September 30, 2018
1. Liability carried for premium deficiency reserves	\$ -
2. Date of the most recent evaluation of this liability	<u>09/30/2018</u>
3. Was anticipated investment income utilized in this calculation?	Yes <input checked="" type="checkbox"/> No <input type="checkbox"/>
	December 31, 2017
1. Liability carried for premium deficiency reserves	\$ -
2. Date of the most recent evaluation of this liability	<u>12/31/2017</u>
3. Was anticipated investment income utilized in this calculation?	Yes <input checked="" type="checkbox"/> No <input type="checkbox"/>

31. ANTICIPATED SALVAGE AND SUBROGATION

No significant change.

GENERAL INTERROGATORIES

PART 1 - COMMON INTERROGATORIES

GENERAL

- 1.1 Did the reporting entity experience any material transactions requiring the filing of Disclosure of Material Transactions with the State of Domicile, as required by the Model Act? Yes [] No [X]
- 1.2 If yes, has the report been filed with the domiciliary state? Yes [] No []
- 2.1 Has any change been made during the year of this statement in the charter, by-laws, articles of incorporation, or deed of settlement of the reporting entity? Yes [] No [X]
- 2.2 If yes, date of change:

3.1 Is the reporting entity a member of an Insurance Holding Company System consisting of two or more affiliated persons, one or more of which is an insurer? Yes [X] No []
 If yes, complete Schedule Y, Parts 1 and 1A.

3.2 Have there been any substantial changes in the organizational chart since the prior quarter end? Yes [X] No []

3.3 If the response to 3.2 is yes, provide a brief description of those changes.
 September 1, 2018 UnitedHealthcare, Inc., a Delaware corporation, acquired 100% of the membership interests in:
 • Capital City Medical Group, L.L.C., a Louisiana limited liability company
 • New Orleans Regional Physician Hospital Organization, L.L.C., a Louisiana limited liability company, which is the sole shareholder of:
 o Peoples Health, Inc., a Louisiana corporation

August 16, 2018 Exeter Merger Sub, Inc., a Delaware corporation, merged with and into Apothecary Holdings, Inc., a Delaware corporation, with Apothecary Holdings, Inc. being the surviving entity in the merger. As a result of the merger, Apothecary Holdings, Inc. became a wholly owned subsidiary of OptumRx Holdings, LLC, a Delaware limited liability company. Apothecary Holdings, Inc. owns 100% of the outstanding equity interest in:
 • Avella of Deer Valley, Inc., an Arizona corporation
 • Avella of Scottsdale, Inc., an Arizona corporation
 • Avella of Phoenix III, Inc., an Arizona corporation
 • Avella of Columbus, Inc., an Arizona corporation
 • Avella of Las Vegas II, Inc., an Arizona corporation
 • Avella of St. Louis, Inc., an Arizona corporation
 • Avella of Sacramento, Inc., a California corporation
 • Avella of Austin, Inc., an Arizona corporation
 • Avella of Denver, Inc., an Arizona corporation
 • Avella of Orlando, Inc., an Arizona corporation
 • Avella Patient Access Program, Inc., an Arizona corporation
 • Advanced Pharma, Inc., a Texas corporation
 • Avella of Tampa, LLC, a Florida limited liability company
 • Avella of Gilbert, Inc., an Arizona corporation
 • Avella of Tucson, Inc., an Arizona corporation
 • Apothecary Shop of Phoenix, Inc., an Arizona corporation
 • Avella of Tucson II, Inc., an Arizona corporation

September 14, 2018 Optum Care, Inc., a Delaware corporation was formed and is a subsidiary of Collaborative Care Holdings, LLC, a Delaware limited liability company.

September 25, 2018 OptumRx Holdings, LLC, a Delaware limited liability company, acquired 100% of the equity interests in Genoa Healthcare, Inc., a Delaware corporation.
 Genoa Healthcare, Inc. owns 100% of the equity interests in :
 • QoL Acquisition Holdings Corp., a Delaware corporation, which owns 100% of the equity interests in:
 o Specialized Pharmaceuticals, Inc., a Pennsylvania corporation, which owns 100% of the membership interests in:
 Genoa Healthcare LLC, a Pennsylvania limited liability company

Genoa Healthcare LLC owns 100% of the equity/membership interests in:
 • Genoa Telepsychiatry, Inc., a Delaware corporation
 • Medicine Management Systems, Inc., a Minnesota corporation
 • Genoa, QoL Wholesale, LLC, a Delaware limited liability company
 • Genoa of Arkansas, LLC, an Arkansas limited liability company
 • Genoa Healthcare of Pennsylvania, LLC, a Pennsylvania limited liability company
 • Genoa Technology, Inc., a Delaware corporation, which owns 100% of the membership interests in:
 o Genoa Technology (Canada) Inc., a Canada corporation

3.4 Is the reporting entity publicly traded or a member of a publicly traded group? Yes [X] No []

3.5 If the response to 3.4 is yes, provide the CIK (Central Index Key) code issued by the SEC for the entity/group. 0000731766

4.1 Has the reporting entity been a party to a merger or consolidation during the period covered by this statement? Yes [] No [X]

4.2 If yes, provide the name of the entity, NAIC Company Code, and state of domicile (use two letter state abbreviation) for any entity that has ceased to exist as a result of the merger or consolidation.

1 Name of Entity	2 NAIC Company Code	3 State of Domicile

STATEMENT AS OF SEPTEMBER 30, 2018 OF THE UnitedHealthcare Community Plan of Ohio, Inc.

5. If the reporting entity is subject to a management agreement, including third-party administrator(s), managing general agent(s), attorney-in-fact, or similar agreement, have there been any significant changes regarding the terms of the agreement or principals involved? Yes [] No [X] N/A []
If yes, attach an explanation.
- 6.1 State as of what date the latest financial examination of the reporting entity was made or is being made. 12/31/2013
- 6.2 State the as of date that the latest financial examination report became available from either the state of domicile or the reporting entity. This date should be the date of the examined balance sheet and not the date the report was completed or released. 12/31/2013
- 6.3 State as of what date the latest financial examination report became available to other states or the public from either the state of domicile or the reporting entity. This is the release date or completion date of the examination report and not the date of the examination (balance sheet date). 02/13/2015
- 6.4 By what department or departments?
Ohio Department of Insurance
- 6.5 Have all financial statement adjustments within the latest financial examination report been accounted for in a subsequent financial statement filed with Departments? Yes [] No [] N/A [X]
- 6.6 Have all of the recommendations within the latest financial examination report been complied with? Yes [] No [] N/A [X]
- 7.1 Has this reporting entity had any Certificates of Authority, licenses or registrations (including corporate registration, if applicable) suspended or revoked by any governmental entity during the reporting period? Yes [] No [X]
- 7.2 If yes, give full information:
- 8.1 Is the company a subsidiary of a bank holding company regulated by the Federal Reserve Board? Yes [] No [X]
- 8.2 If response to 8.1 is yes, please identify the name of the bank holding company.
- 8.3 Is the company affiliated with one or more banks, thrifts or securities firms? Yes [X] No []
- 8.4 If response to 8.3 is yes, please provide below the names and location (city and state of the main office) of any affiliates regulated by a federal regulatory services agency [i.e. the Federal Reserve Board (FRB), the Office of the Comptroller of the Currency (OCC), the Federal Deposit Insurance Corporation (FDIC) and the Securities Exchange Commission (SEC)] and identify the affiliate's primary federal regulator.

1 Affiliate Name	2 Location (City, State)	3 FRB	4 OCC	5 FDIC	6 SEC
Optum Bank, Inc.	Salt Lake City, UT	NO	NO	YES	NO

GENERAL INTERROGATORIES

- 9.1 Are the senior officers (principal executive officer, principal financial officer, principal accounting officer or controller, or persons performing similar functions) of the reporting entity subject to a code of ethics, which includes the following standards? Yes [] No []
- (a) Honest and ethical conduct, including the ethical handling of actual or apparent conflicts of interest between personal and professional relationships;
- (b) Full, fair, accurate, timely and understandable disclosure in the periodic reports required to be filed by the reporting entity;
- (c) Compliance with applicable governmental laws, rules and regulations;
- (d) The prompt internal reporting of violations to an appropriate person or persons identified in the code; and
- (e) Accountability for adherence to the code.
- 9.11 If the response to 9.1 is No, please explain:
- 9.2 Has the code of ethics for senior managers been amended? Yes [] No []
- 9.21 If the response to 9.2 is Yes, provide information related to amendment(s).
- 9.3 Have any provisions of the code of ethics been waived for any of the specified officers? Yes [] No []
- 9.31 If the response to 9.3 is Yes, provide the nature of any waiver(s).

FINANCIAL

- 10.1 Does the reporting entity report any amounts due from parent, subsidiaries or affiliates on Page 2 of this statement? Yes [] No []
- 10.2 If yes, indicate any amounts receivable from parent included in the Page 2 amount: \$0

INVESTMENT

- 11.1 Were any of the stocks, bonds, or other assets of the reporting entity loaned, placed under option agreement, or otherwise made available for use by another person? (Exclude securities under securities lending agreements.) Yes [] No []
- 11.2 If yes, give full and complete information relating thereto:
12. Amount of real estate and mortgages held in other invested assets in Schedule BA: \$0
13. Amount of real estate and mortgages held in short-term investments: \$0
- 14.1 Does the reporting entity have any investments in parent, subsidiaries and affiliates? Yes [] No []
- 14.2 If yes, please complete the following:
- | | 1
Prior Year-End
Book/Adjusted
Carrying Value | 2
Current Quarter
Book/Adjusted
Carrying Value |
|---|--|---|
| 14.21 Bonds | \$0 | \$0 |
| 14.22 Preferred Stock | \$0 | \$0 |
| 14.23 Common Stock | \$0 | \$0 |
| 14.24 Short-Term Investments | \$0 | \$0 |
| 14.25 Mortgage Loans on Real Estate | \$0 | \$0 |
| 14.26 All Other | \$0 | \$0 |
| 14.27 Total Investment in Parent, Subsidiaries and Affiliates (Subtotal Lines 14.21 to 14.26) | \$0 | \$0 |
| 14.28 Total Investment in Parent included in Lines 14.21 to 14.26 above | \$0 | \$0 |
- 15.1 Has the reporting entity entered into any hedging transactions reported on Schedule DB? Yes [] No []
- 15.2 If yes, has a comprehensive description of the hedging program been made available to the domiciliary state? Yes [] No []
- If no, attach a description with this statement.

GENERAL INTERROGATORIES

16. For the reporting entity's security lending program, state the amount of the following as of the current statement date:
- | | | |
|--|----------|---|
| 16.1 Total fair value of reinvested collateral assets reported on Schedule DL, Parts 1 and 2 | \$ | 0 |
| 16.2 Total book adjusted/carrying value of reinvested collateral assets reported on Schedule DL, Parts 1 and 2 | \$ | 0 |
| 16.3 Total payable for securities lending reported on the liability page | \$ | 0 |

17. Excluding items in Schedule E - Part 3 - Special Deposits, real estate, mortgage loans and investments held physically in the reporting entity's offices, vaults or safety deposit boxes, were all stocks, bonds and other securities, owned throughout the current year held pursuant to a custodial agreement with a qualified bank or trust company in accordance with Section 1, III - General Examination Considerations, F. Outsourcing of Critical Functions, Custodial or Safekeeping Agreements of the NAIC Financial Condition Examiners Handbook? Yes [] No []
- 17.1 For all agreements that comply with the requirements of the NAIC Financial Condition Examiners Handbook, complete the following:

1 Name of Custodian(s)	2 Custodian Address
Bank of New York Mellon	Global Liquidity Services, 1 Wall St, 14th Floor, New York, NY 10286
Northern Trust	50 S. LaSalle, Chicago, IL 60675

- 17.2 For all agreements that do not comply with the requirements of the NAIC Financial Condition Examiners Handbook, provide the name, location and a complete explanation:

1 Name(s)	2 Location(s)	3 Complete Explanation(s)

- 17.3 Have there been any changes, including name changes, in the custodian(s) identified in 17.1 during the current quarter? Yes [] No []

- 17.4 If yes, give full information relating thereto:

1 Old Custodian	2 New Custodian	3 Date of Change	4 Reason

- 17.5 Investment management – Identify all investment advisors, investment managers, broker/dealers, including individuals that have the authority to make investment decisions on behalf of the reporting entity. For assets that are managed internally by employees of the reporting entity, note as such. ["...that have access to the investment accounts"; "...handle securities"]

1 Name of Firm or Individual	2 Affiliation
Internally Managed	I.....
BlackRock Financial Management, Inc.	U.....
JPMorgan Investment Management, Inc.	U.....
BNY Mellon Asset Management North America	U.....

- 17.5097 For those firms/individuals listed in the table for Question 17.5, do any firms/individuals unaffiliated with the reporting entity (i.e. designated with a "U") manage more than 10% of the reporting entity's assets? Yes [] No []

- 17.5098 For firms/individuals unaffiliated with the reporting entity (i.e. designated with a "U") listed in the table for Question 17.5, does the total assets under management aggregate to more than 50% of the reporting entity's assets? Yes [] No []

- 17.6 For those firms or individuals listed in the table for 17.5 with an affiliation code of "A" (affiliated) or "U" (unaffiliated), provide the information for the table below.

1 Central Registration Depository Number	2 Name of Firm or Individual	3 Legal Entity Identifier (LEI)	4 Registered With	5 Investment Management Agreement (IMA) Filed
107105	BlackRock Financial Management, Inc.	549300LVXY1VJKE13M84	SEC	NO.....
107038	JPMorgan Investment Management, Inc.	549300W78QH4XMM6K69	SEC	NO.....
105764	BNY Mellon Asset Management North America	ME7YU0CK4NF1W8VM8SP25	SEC	NO.....

- 18.1 Have all the filing requirements of the Purposes and Procedures Manual of the NAIC Investment Analysis Office been followed? Yes [] No []

- 18.2 If no, list exceptions:

19. By self-designating 5*GI securities, the reporting entity is certifying the following elements for each self-designated 5*GI security:

- a. Documentation necessary to permit a full credit analysis of the security does not exist.
- b. Issuer or obligor is current on all contracted interest and principal payments.
- c. The insurer has an actual expectation of ultimate payment of all contracted interest and principal.

- Has the reporting entity self-designated 5*GI securities? Yes [] No []

GENERAL INTERROGATORIES

PART 2 - HEALTH

1. Operating Percentages:
- 1.1 A&H loss percent82.3 %
 - 1.2 A&H cost containment percent2.6 %
 - 1.3 A&H expense percent excluding cost containment expenses12.4 %
- 2.1 Do you act as a custodian for health savings accounts? Yes [] No [X]
- 2.2 If yes, please provide the amount of custodial funds held as of the reporting date\$.....0
- 2.3 Do you act as an administrator for health savings accounts? Yes [] No [X]
- 2.4 If yes, please provide the balance of the funds administered as of the reporting date\$.....0
3. Is the reporting entity licensed or chartered, registered, qualified, eligible or writing business in at least two states? Yes [] No [X]
- 3.1 If no, does the reporting entity assume reinsurance business that covers risks residing in at least one state other than the state of domicile of the reporting entity? Yes [] No [X]

SCHEDULE S - CEDED REINSURANCE

Showing All New Reinsurance Treaties - Current Year to Date

1 NAIC Company Code	2 ID Number	3 Effective Date	4 Name of Reinsurer	5 Domiciliary Jurisdiction	6 Type of Reinsurance Ceded	7 Type of Reinsurer	8 Certified Reinsurer Rating (1 through 6)	9 Effective Date of Certified Reinsurer Rating
NONE								

SCHEDULE T - PREMIUMS AND OTHER CONSIDERATIONS

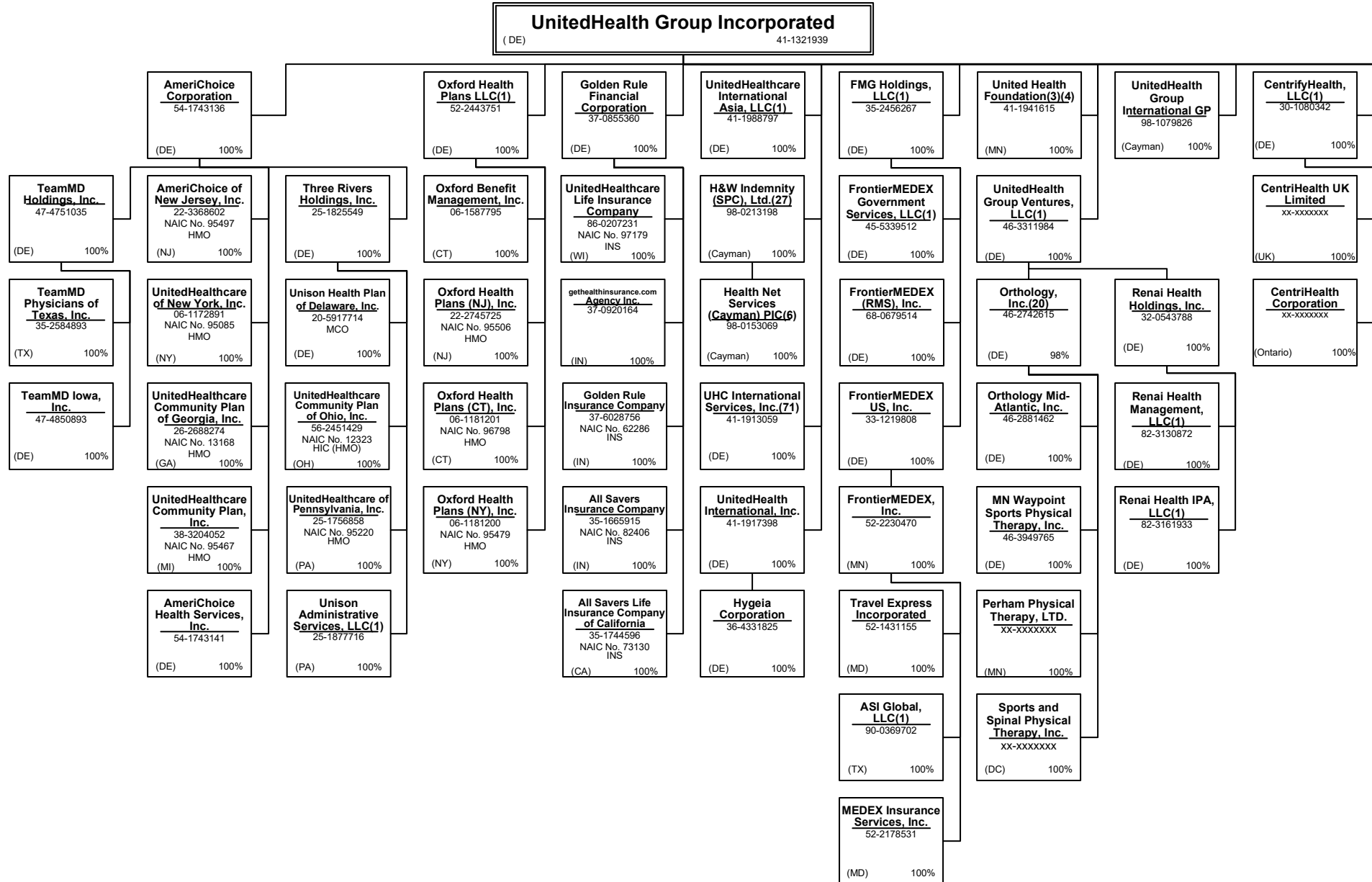
Current Year to Date - Allocated by States and Territories

1	Direct Business Only									
	2	3	4	5	6	7	8	9		
States, etc.	Active Status (a)	Accident and Health Premiums	Medicare Title XVIII	Medicaid Title XIX	Federal Employees Health Benefits Program Premiums	Life and Annuity Premiums & Other Considerations	Property/Casualty Premiums	Total Columns 2 Through 7	Deposit-Type Contracts	
1. Alabama AL	N	0	0	0	0	0	0	0	0	
2. Alaska AK	N	0	0	0	0	0	0	0	0	
3. Arizona AZ	N	0	0	0	0	0	0	0	0	
4. Arkansas AR	N	0	0	0	0	0	0	0	0	
5. California CA	N	0	0	0	0	0	0	0	0	
6. Colorado CO	N	0	0	0	0	0	0	0	0	
7. Connecticut CT	N	0	0	0	0	0	0	0	0	
8. Delaware DE	N	0	0	0	0	0	0	0	0	
9. District of Columbia DC	N	0	0	0	0	0	0	0	0	
10. Florida FL	N	0	0	0	0	0	0	0	0	
11. Georgia GA	N	0	0	0	0	0	0	0	0	
12. Hawaii HI	N	0	0	0	0	0	0	0	0	
13. Idaho ID	N	0	0	0	0	0	0	0	0	
14. Illinois IL	N	0	0	0	0	0	0	0	0	
15. Indiana IN	N	0	0	0	0	0	0	0	0	
16. Iowa IA	N	0	0	0	0	0	0	0	0	
17. Kansas KS	N	0	0	0	0	0	0	0	0	
18. Kentucky KY	N	0	0	0	0	0	0	0	0	
19. Louisiana LA	N	0	0	0	0	0	0	0	0	
20. Maine ME	N	0	0	0	0	0	0	0	0	
21. Maryland MD	N	0	0	0	0	0	0	0	0	
22. Massachusetts MA	N	0	0	0	0	0	0	0	0	
23. Michigan MI	N	0	0	0	0	0	0	0	0	
24. Minnesota MN	N	0	0	0	0	0	0	0	0	
25. Mississippi MS	N	0	0	0	0	0	0	0	0	
26. Missouri MO	N	0	0	0	0	0	0	0	0	
27. Montana MT	N	0	0	0	0	0	0	0	0	
28. Nebraska NE	N	0	0	0	0	0	0	0	0	
29. Nevada NV	N	0	0	0	0	0	0	0	0	
30. New Hampshire NH	N	0	0	0	0	0	0	0	0	
31. New Jersey NJ	N	0	0	0	0	0	0	0	0	
32. New Mexico NM	N	0	0	0	0	0	0	0	0	
33. New York NY	N	0	0	0	0	0	0	0	0	
34. North Carolina NC	N	0	0	0	0	0	0	0	0	
35. North Dakota ND	N	0	0	0	0	0	0	0	0	
36. Ohio OH	L	0	228,961,356	1,620,890,935	0	0	0	1,849,852,291	27,987,754	
37. Oklahoma OK	N	0	0	0	0	0	0	0	0	
38. Oregon OR	N	0	0	0	0	0	0	0	0	
39. Pennsylvania PA	N	0	0	0	0	0	0	0	0	
40. Rhode Island RI	N	0	0	0	0	0	0	0	0	
41. South Carolina SC	N	0	0	0	0	0	0	0	0	
42. South Dakota SD	N	0	0	0	0	0	0	0	0	
43. Tennessee TN	N	0	0	0	0	0	0	0	0	
44. Texas TX	N	0	0	0	0	0	0	0	0	
45. Utah UT	N	0	0	0	0	0	0	0	0	
46. Vermont VT	N	0	0	0	0	0	0	0	0	
47. Virginia VA	N	0	0	0	0	0	0	0	0	
48. Washington WA	N	0	0	0	0	0	0	0	0	
49. West Virginia WV	N	0	0	0	0	0	0	0	0	
50. Wisconsin WI	N	0	0	0	0	0	0	0	0	
51. Wyoming WY	N	0	0	0	0	0	0	0	0	
52. American Samoa AS	N	0	0	0	0	0	0	0	0	
53. Guam GU	N	0	0	0	0	0	0	0	0	
54. Puerto Rico PR	N	0	0	0	0	0	0	0	0	
55. U.S. Virgin Islands VI	N	0	0	0	0	0	0	0	0	
56. Northern Mariana Islands MP	N	0	0	0	0	0	0	0	0	
57. Canada CAN	N	0	0	0	0	0	0	0	0	
58. Aggregate Other Aliens OT	XXX	0	0	0	0	0	0	0	0	
59. Subtotal	XXX	0	228,961,356	1,620,890,935	0	0	0	1,849,852,291	27,987,754	
60. Reporting Entity Contributions for Employee Benefit Plans	XXX	0	0	0	0	0	0	0	0	
61. Totals (Direct Business)	XXX	0	228,961,356	1,620,890,935	0	0	0	1,849,852,291	27,987,754	
DETAILS OF WRITE-INS										
58001.	XXX									
58002.	XXX									
58003.	XXX									
58998. Summary of remaining write-ins for Line 58 from overflow page	XXX	0	0	0	0	0	0	0	0	
58999. Totals (Lines 58001 through 58003 plus 58998)(Line 58 above)	XXX	0	0	0	0	0	0	0	0	

(a) Active Status Counts:
 L - Licensed or Chartered - Licensed Insurance carrier or domiciled RRG.....1 R - Registered - Non-domiciled RRGs.....0
 E - Eligible - Reporting entities eligible or approved to write surplus lines in the state.....0 Q - Qualified - Qualified or accredited reinsurer.....0
 N - None of the above - Not allowed to write business in the state.....56

Premiums allocated by state based upon Geographic Market.

SCHEDULE Y – INFORMATION CONCERNING ACTIVITIES OF INSURER MEMBERS OF A HOLDING COMPANY GROUP
PART 1 – ORGANIZATIONAL CHART



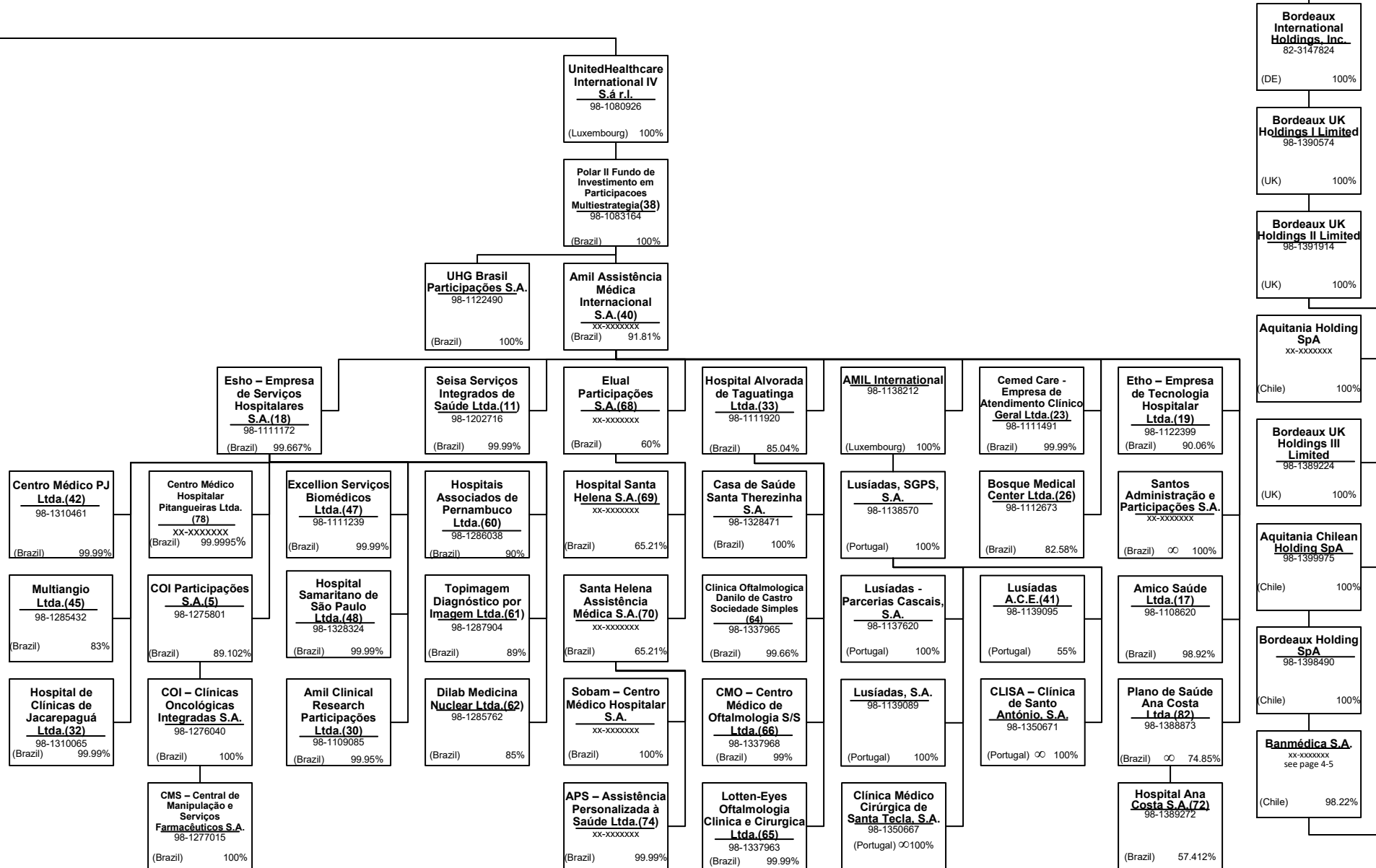
Continued on Next Page

SCHEDULE Y – INFORMATION CONCERNING ACTIVITIES OF INSURER MEMBERS OF A HOLDING COMPANY GROUP
PART 1 – ORGANIZATIONAL CHART

UnitedHealth Group Incorporated
 (DE) 41-1321939

Continued from Previous Page

Continued on Next Page



15.2

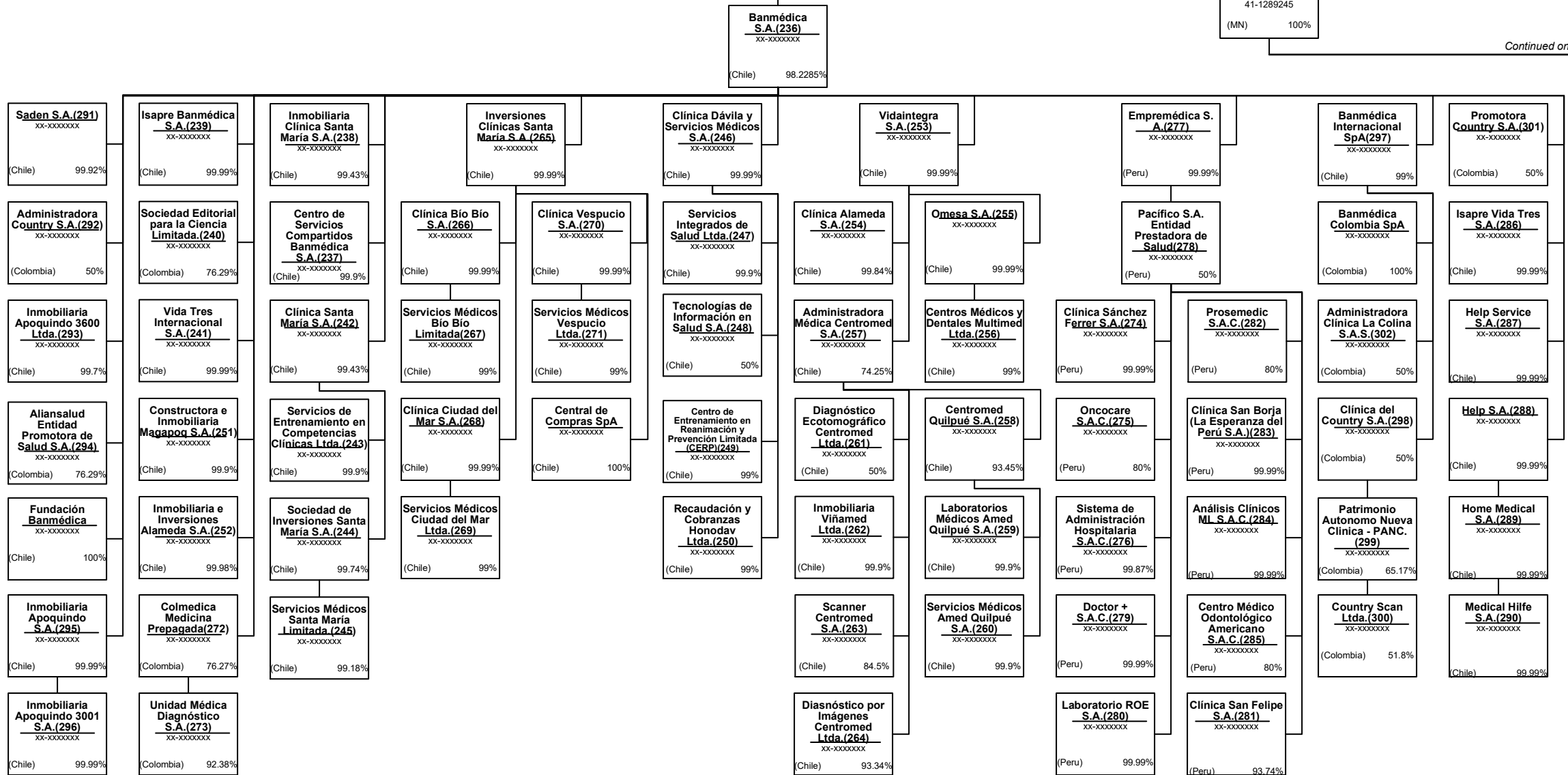
SCHEDULE Y – INFORMATION CONCERNING ACTIVITIES OF INSURER MEMBERS OF A HOLDING COMPANY GROUP
PART 1 – ORGANIZATIONAL CHART

UnitedHealth Group Incorporated
 (DE) 41-1321939

Continued from Previous Page

**United
HealthCare
Services, Inc.**
41-1289245
(MN) 100%

Continued on Next Page



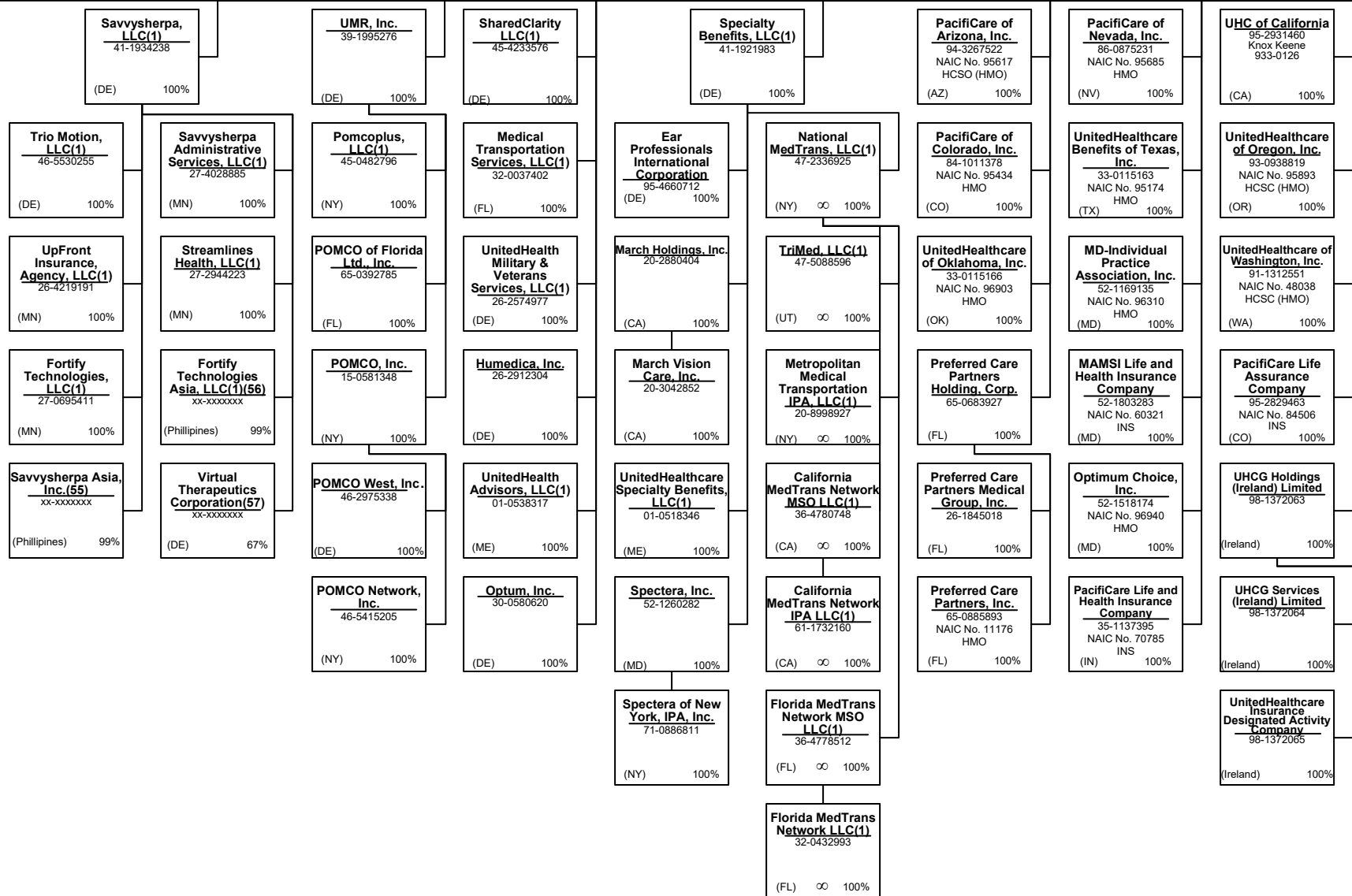
15.3

SCHEDULE Y – INFORMATION CONCERNING ACTIVITIES OF INSURER MEMBERS OF A HOLDING COMPANY GROUP
PART 1 – ORGANIZATIONAL CHART

United HealthCare Services, Inc.
 (MN) 41-1289245 100%

Continued from Previous Page

Continued on Next Page



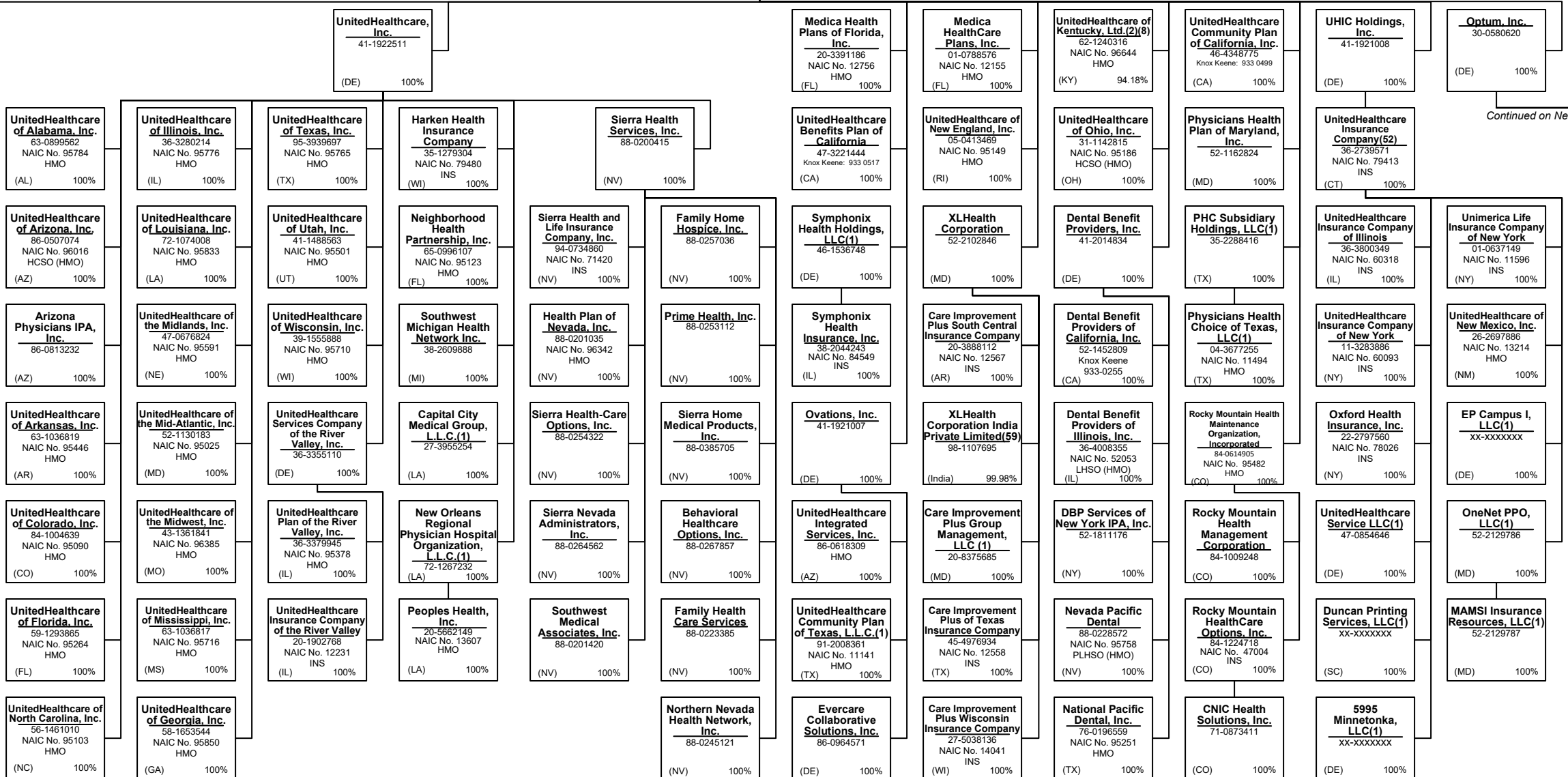
15.4

SCHEDULE Y – INFORMATION CONCERNING ACTIVITIES OF INSURER MEMBERS OF A HOLDING COMPANY GROUP
PART 1 – ORGANIZATIONAL CHART

United HealthCare Services, Inc.
 (MN) 41-1289245 100%

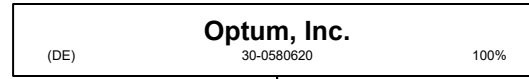
Continued from Previous Page

Continued on Next Page



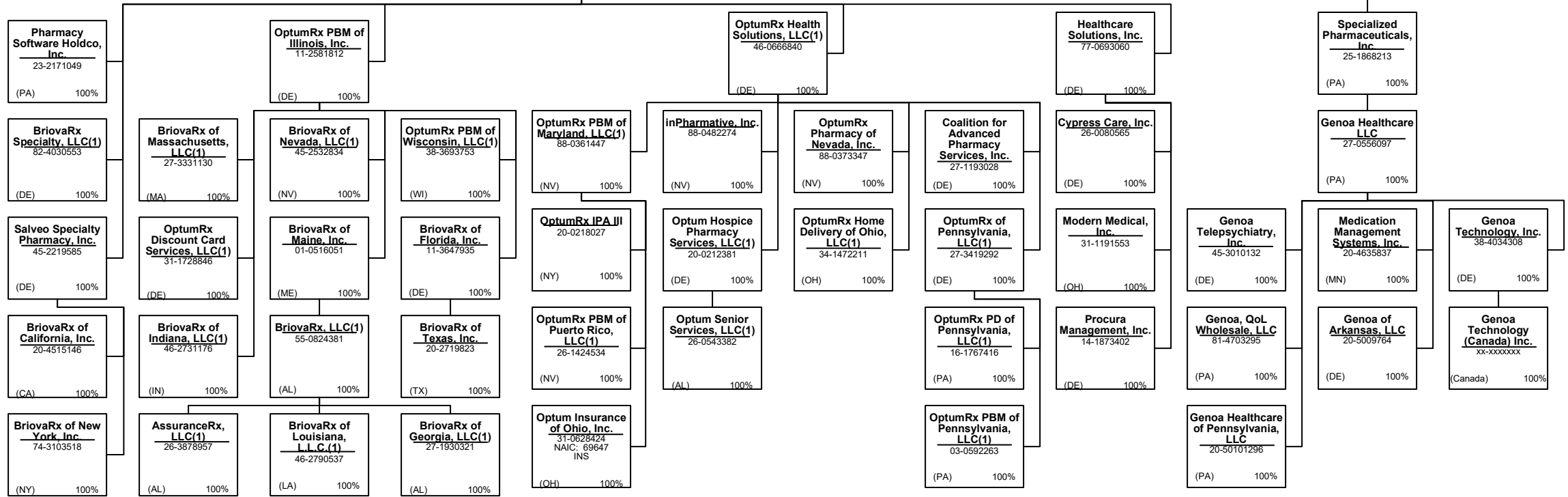
15.5

SCHEDULE Y – INFORMATION CONCERNING ACTIVITIES OF INSURER MEMBERS OF A HOLDING COMPANY GROUP
PART 1 – ORGANIZATIONAL CHART



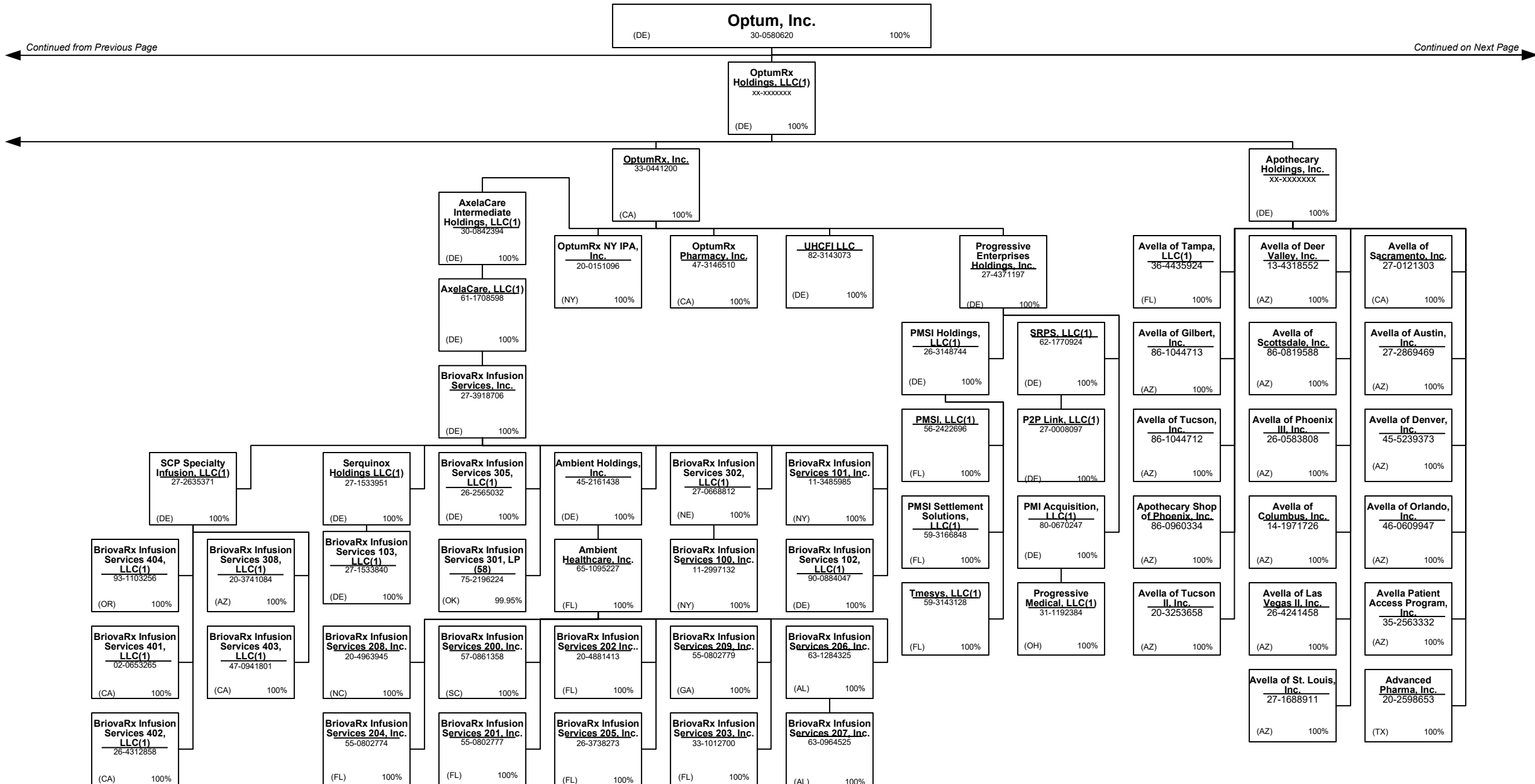
Continued from Previous Page

Continued on Next Page



15.6

SCHEDULE Y – INFORMATION CONCERNING ACTIVITIES OF INSURER MEMBERS OF A HOLDING COMPANY GROUP
PART 1 – ORGANIZATIONAL CHART

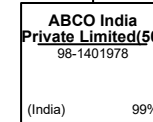



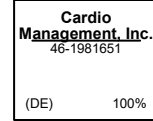
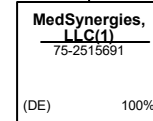



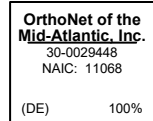




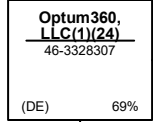





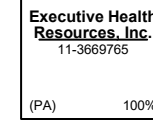













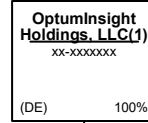
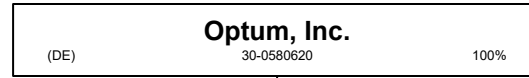


Continued from Previous Page

Continued on Next Page

15.7

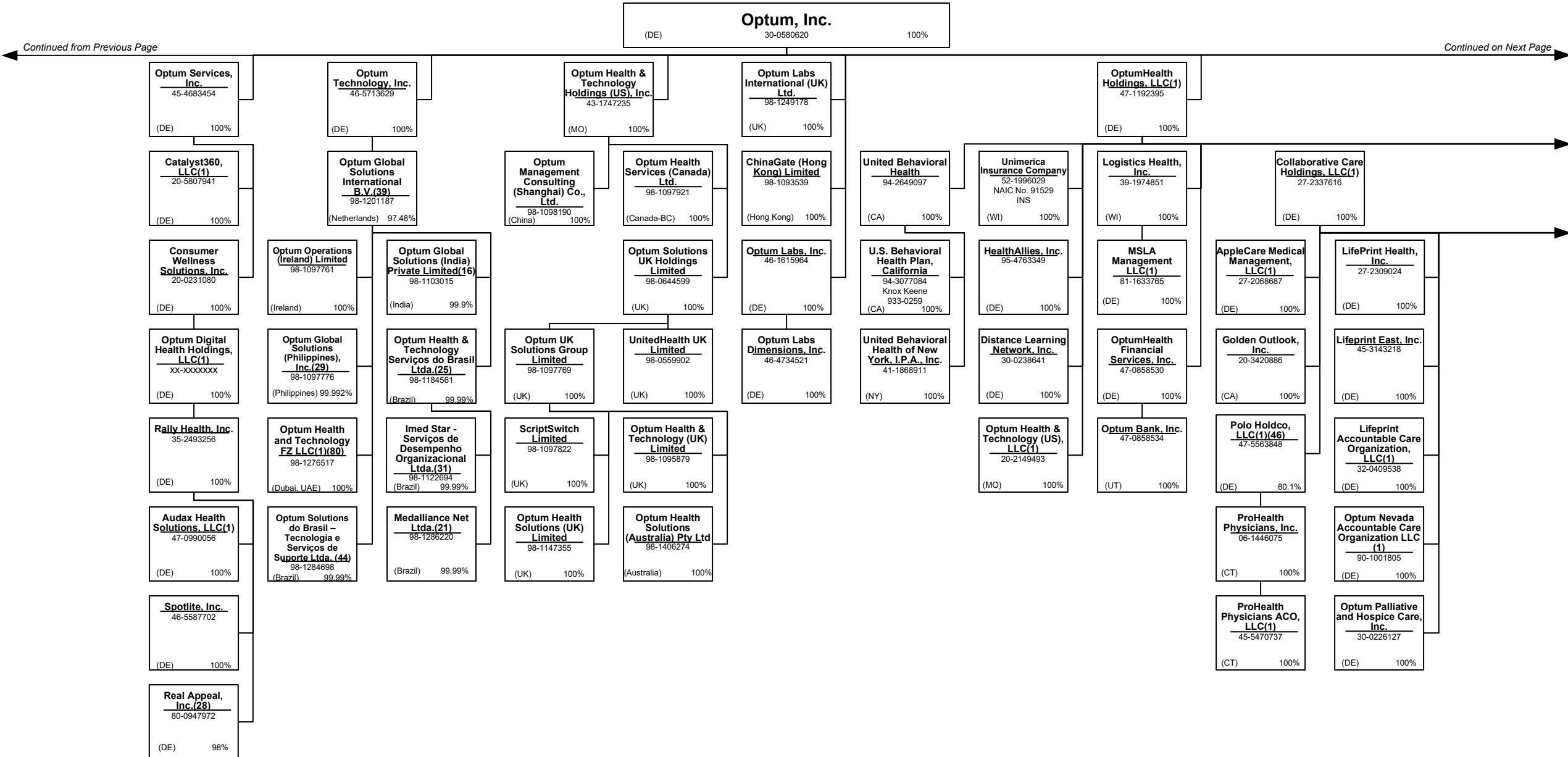
SCHEDULE Y – INFORMATION CONCERNING ACTIVITIES OF INSURER MEMBERS OF A HOLDING COMPANY GROUP
PART 1 – ORGANIZATIONAL CHART



Continued from Previous Page

Continued on Next Page

SCHEDULE Y – INFORMATION CONCERNING ACTIVITIES OF INSURER MEMBERS OF A HOLDING COMPANY GROUP
PART 1 – ORGANIZATIONAL CHART



Continued from Previous Page

Continued on Next Page

SCHEDULE Y – INFORMATION CONCERNING ACTIVITIES OF INSURER MEMBERS OF A HOLDING COMPANY GROUP
PART 1 – ORGANIZATIONAL CHART

Optum, Inc.
 (DE) 30-0580620 100%

OptumHealth Holdings, LLC(1)
 47-1192395
 Continued from previous page
 (DE) 100%

Collaborative Care Holdings, LLC(1)
 27-2337616
 continued on next page
 (DE) 100%

AHN Target Holdings, LLC(1)
 35-2582899
 (DE) 80.1%

WESTMED Practice Partners, LLC(1)
 45-0636596
 (DE) 100%

Collaborative Realty, LLC(1)
 45-2614005
 (NY) 100%

Collaborative Care Services, Inc.
 27-2337487
 (DE) 100%

Optum Clinics Holdings, Inc. (15)
 37-1782217
 (DE) 97.2%

Reliant MSO, LLC(1)
 82-3745100
 (DE) 100%

Newton Holdings, LLC(1)(9)
 xx-xxxxxxx
 (DE) 80.1%

Inspiris, Inc.
 33-0766366
 (DE) 100%

AHN Accountable Care Organization, LLC(1)
 45-4171713
 (IN) 100%

AHN Central Services, LLC(1)
 35-2109566
 (IN) 100%

American Health Network of Ohio II, LLC(1)
 31-1424956
 (OH) 100%

Monarch Management Services, Inc.
 45-3142852
 (DE) 100%

ProHEALTH Medical Management, LLC(1)(53)
 47-1049961
 (DE) 80%

Optum Care, Inc.
 83-1959511
 (DE) 100%

Optum Clinics Intermediate Holdings, Inc.
 38-3969193
 (DE) 100%

Massachusetts Assurance Co., Ltd.
 xx-xxxxxxx
 (Cayman) 100%

New West Physicians, Inc.
 84-1250135
 (CO) 100%

INSPIRIS of New York IPA, Inc.
 13-4138668
 (NY) 100%

Optum Care Services Company
 26-0683057
 (TN) 100%

Indiana Care Organization, LLC(1)
 45-4132005
 (IN) 100%

American Health Network of Indiana Care Organization, LLC(1)
 45-4770582
 (IN) 100%

American Health Network of Ohio, LLC(1)
 31-1424957
 (OH) 100%

MHC Real Estate Holdings, LLC(1)
 27-2252446
 (CA) 100%

ProHEALTH Fitness of Lake Success, LLC(1)(54)
 32-0229091
 (NY) 82.62%

Urgent Care Holdings, Inc.
 26-0382877
 (DE) 100%

Urgent Care MSO, LLC(1)
 26-3667220
 (DE) 100%

Physician Alliance of the Rockies, LLC(1)
 81-2902954
 (CO) 100%

INSPIRIS of New York Management, Inc.
 13-4138665
 (NY) 100%

INSPIRIS of Texas Physician Group(13)
 26-2885572
 (TX) 100%

American Health Network of Ohio Care Organization, LLC(1)
 45-4132160
 (OH) 100%

American Health Network of Indiana II, LLC(1)
 35-1930805
 (IN) 100%

Central Indiana Care Organization, LLC(1)
 45-4131797
 (IN) 100%

310 Canyon Medical, LLC(1)
 27-2624551
 (CA) 100%

ProHealth Proton Center Management, LLC(1)
 32-0455430
 (DE) 100%

MedExpress Urgent Care New Hampshire, Inc.
 82-0631738
 (NH) 100%

MedExpress Urgent Care, Inc. – Ohio
 xx-xxxxxxx
 (OH) 100%

HealthFirst IPA, Inc.
 xx-xxxxxxx
 (CO) 100%

For Health, Inc.
 33-0766617
 (DE) 100%

Hospice Inspiris Holdings, Inc.
 20-8910978
 (TN) 100%

Central Ohio Care Organization, LLC(1)
 45-5600514
 (OH) 100%

American Health Network of Indiana, LLC(1)
 35-2108729
 NAIC No. 52623
 HMO
 (IN) 100%

Day-Op Surgery Consulting Company, LLC(1)
 xx-xxxxxxx
 (DE) 100%

Riverside Medical Management, LLC(1)
 32-0500242
 (DE) 100%

MedExpress Urgent Care Alabama, LLC(1)
 32-0533926
 (AL) 100%

MedExpress Urgent Care, Inc. – Ohio
 xx-xxxxxxx
 (OH) 100%

MedExpress Development, LLC(1)
 20-3824377
 (FL) 100%

Highlands Ranch Healthcare, LLC(1)
 84-1472832
 (CO) 100%

ME AHS UC LLC(1)(86)
 xx-xxxxxxx
 (DE) 70%

FOR HEALTH OF ARIZONA, INC.
 86-0908902
 (AZ) 100%

Optum Palliative and Hospice Care of Texas, Inc.
 20-8911303
 (TN) 100%

MedExpress Urgent Care Maine, Inc.
 82-1719888
 (ME) 100%

DWIC of Tampa Bay, Inc.
 59-3625966
 (FL) 100%

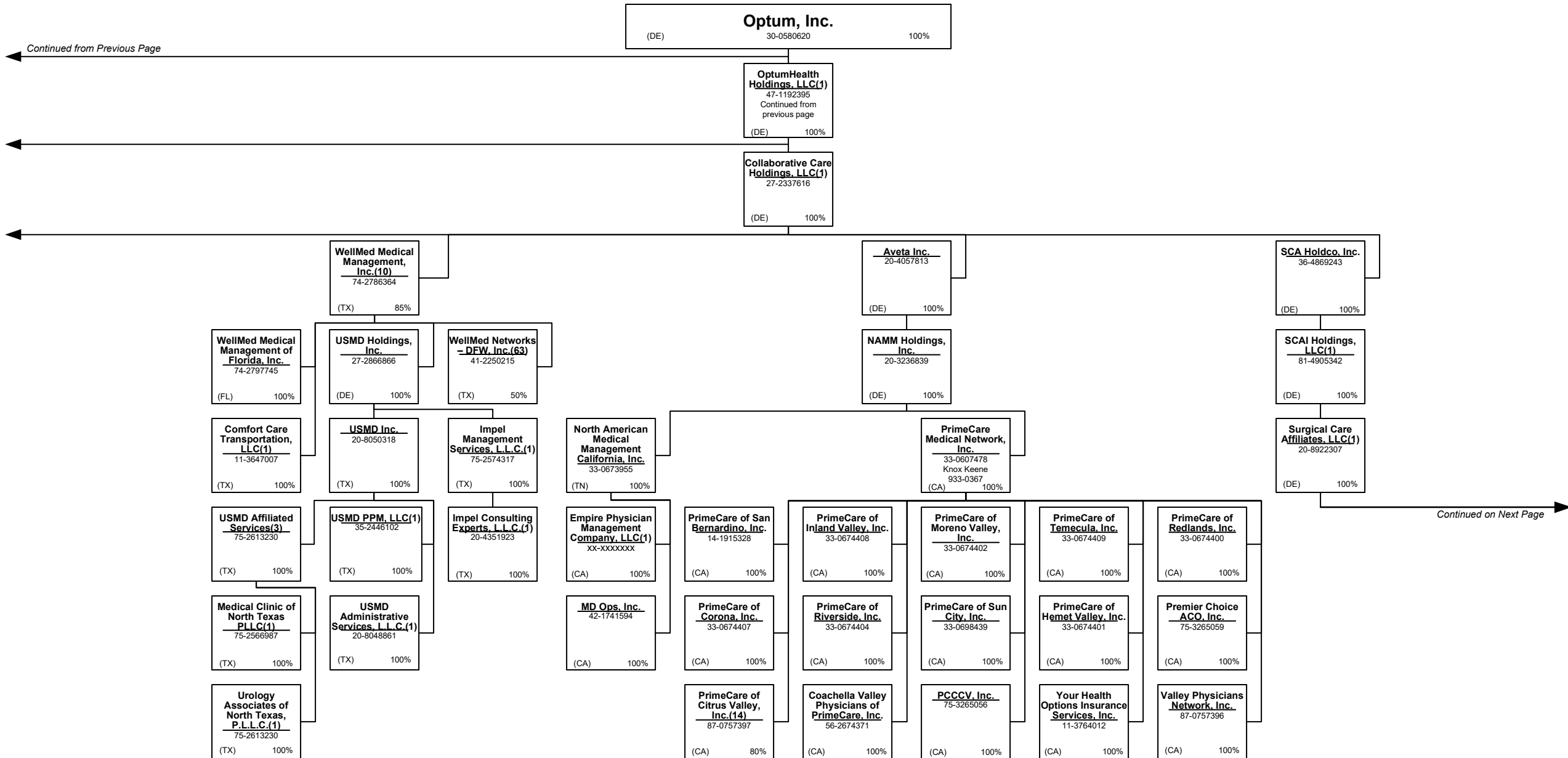
MedExpress Urgent Care of Boynton Beach, LLC(1)
 20-2545363
 (FL) 100%

Optum Palliative and Hospice Care of Pennsylvania, Inc.
 20-8911466
 (TN) 100%

Continued from Previous Page

Continued on Next Page

SCHEDULE Y – INFORMATION CONCERNING ACTIVITIES OF INSURER MEMBERS OF A HOLDING COMPANY GROUP
PART 1 – ORGANIZATIONAL CHART



15.11

Continued from Previous Page

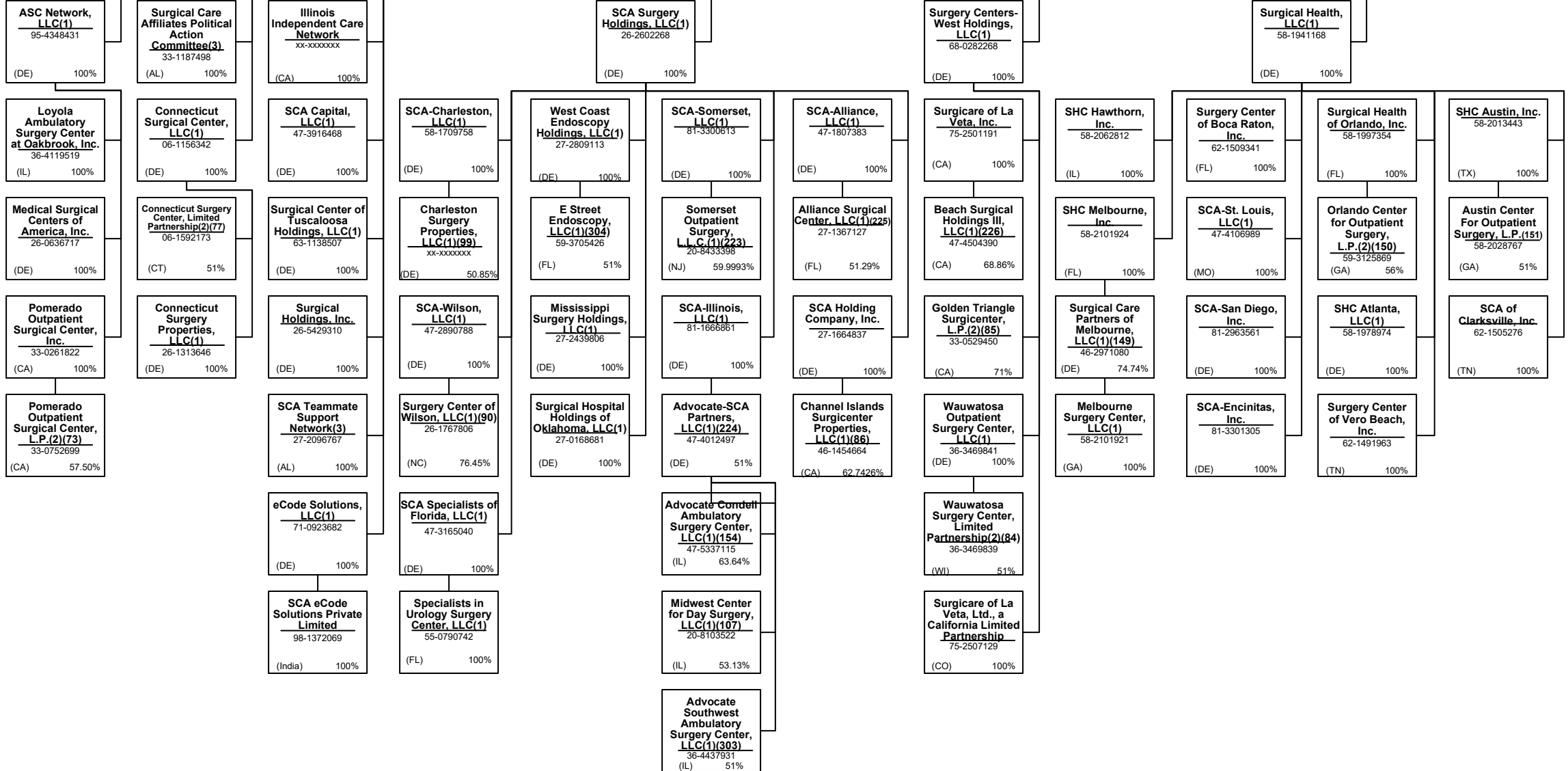
Continued on Next Page

SCHEDULE Y – INFORMATION CONCERNING ACTIVITIES OF INSURER MEMBERS OF A HOLDING COMPANY GROUP
PART 1 – ORGANIZATIONAL CHART

Surgical Care Affiliates, LLC (1)
 (DE) 20-8922307 100%

Continued from Previous Page

Continued on Next Page

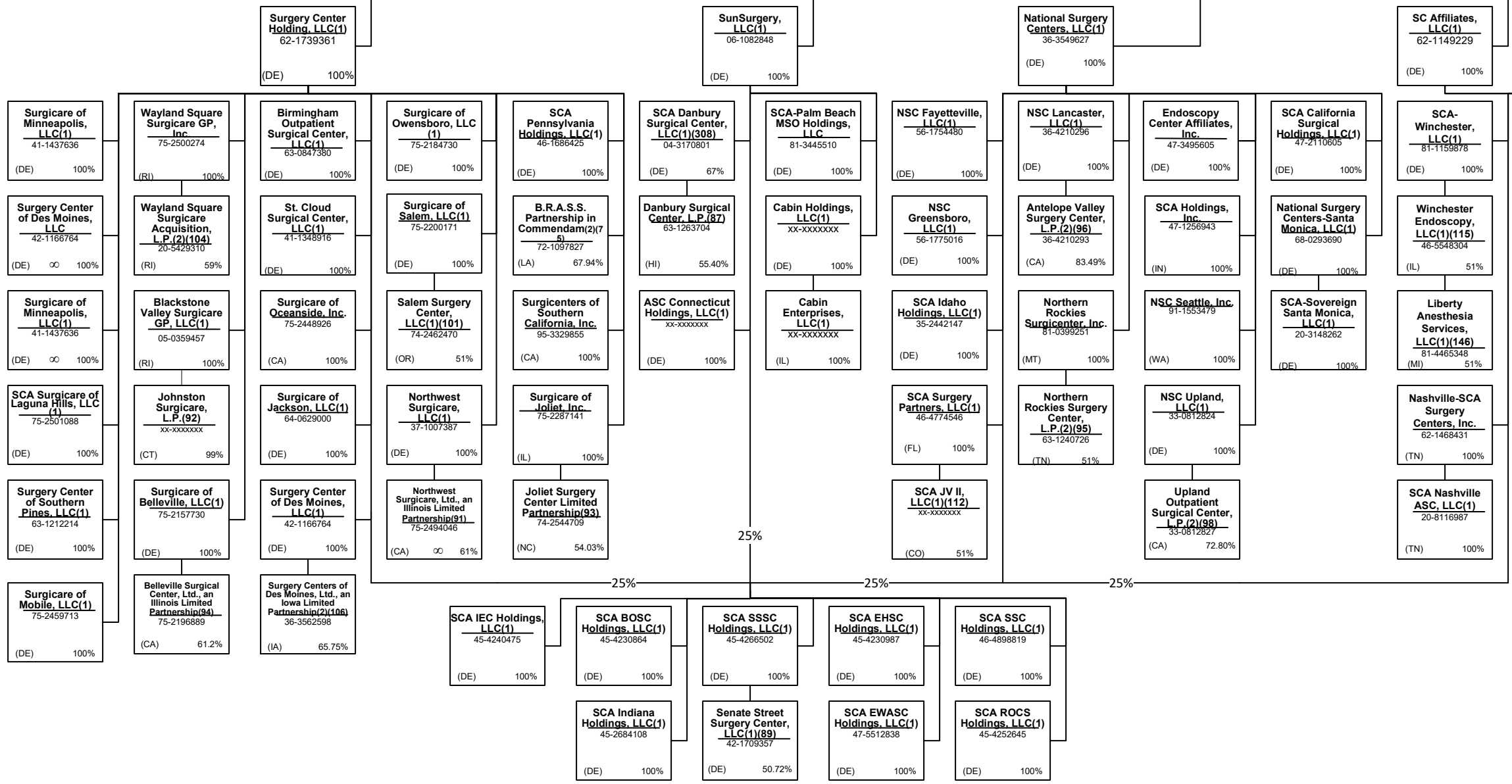


SCHEDULE Y – INFORMATION CONCERNING ACTIVITIES OF INSURER MEMBERS OF A HOLDING COMPANY GROUP
PART 1 – ORGANIZATIONAL CHART

Surgical Care Affiliates, LLC (1)
 (DE) 20-8922307 100%

Continued from Previous Page

Continued on Next Page

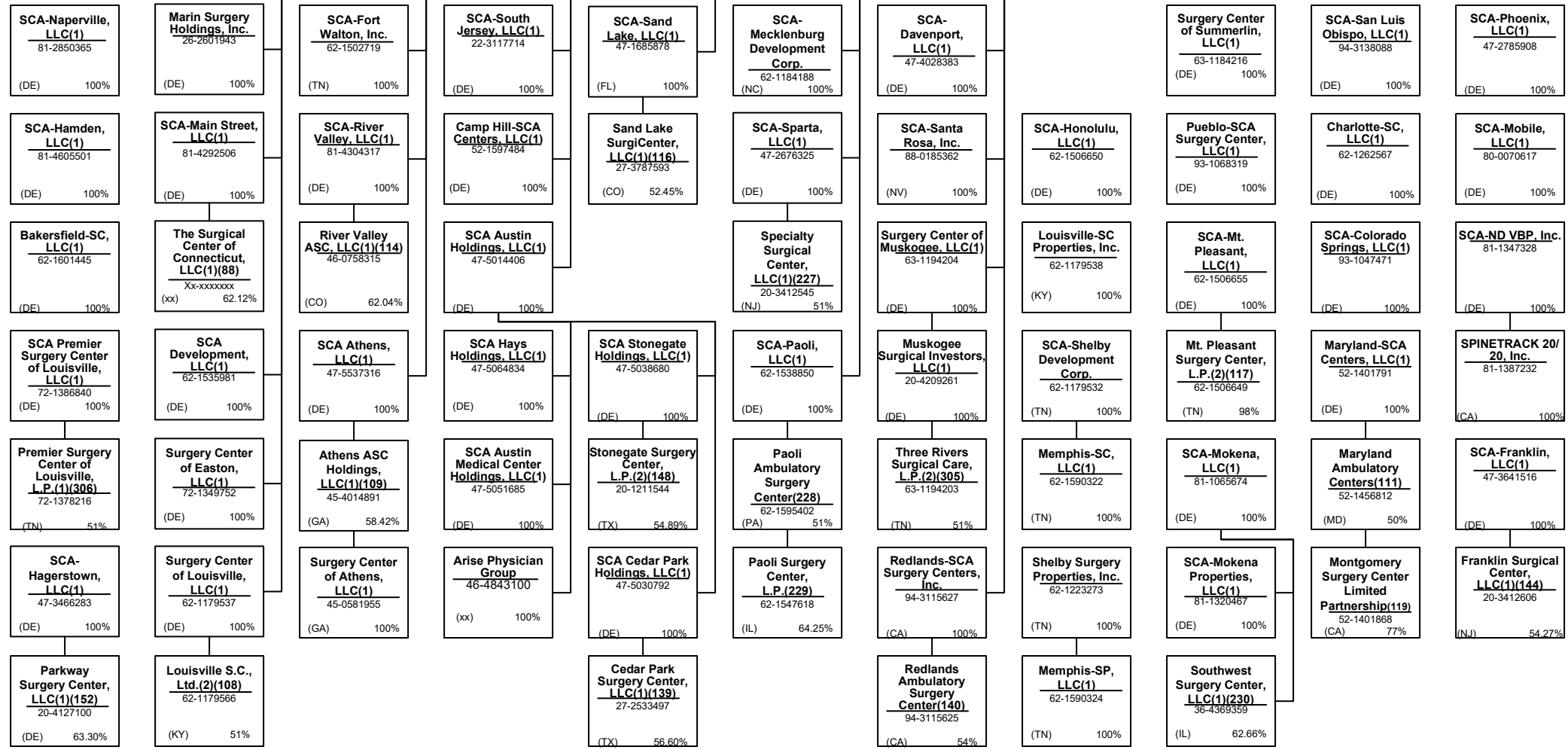


15.13

SCHEDULE Y – INFORMATION CONCERNING ACTIVITIES OF INSURER MEMBERS OF A HOLDING COMPANY GROUP
PART 1 – ORGANIZATIONAL CHART

Surgical Care Affiliates, LLC (1)
 (DE) 20-8922307 100%

SC Affiliates, LLC(1)
 62-1149229
 see page 12
 (DE) 100%



Continued from Previous Page


Continued on Next Page

15.14

SCHEDULE Y – INFORMATION CONCERNING ACTIVITIES OF INSURER MEMBERS OF A HOLDING COMPANY GROUP
PART 1 – ORGANIZATIONAL CHART

Surgical Care Affiliates, LLC (1)
 (DE) 20-8922307 100%

SC Affiliates, LLC(1)
 62-1149229
 see page 12
 (DE) 100%



Continued from Previous Page


Continued on Next Page

15.15

SCHEDULE Y – INFORMATION CONCERNING ACTIVITIES OF INSURER MEMBERS OF A HOLDING COMPANY GROUP
PART 1 – ORGANIZATIONAL CHART

Surgical Care Affiliates, LLC (1)
 (DE) 20-8922307 100%

SC Affiliates, LLC(1)
 62-1149229
 see page 12
 (DE) 100%



15.16

Continued from Previous Page

SCHEDULE Y – INFORMATION CONCERNING ACTIVITIES OF INSURER MEMBERS OF A HOLDING COMPANY GROUP

PART 1 – ORGANIZATIONAL CHART

Notes

All legal entities on the Organization Chart are Corporations unless otherwise indicated.

- (1) Entity is a Limited Liability Company
- (2) Entity is a Partnership
- (3) Entity is a Non-Profit Corporation
- (4) Control of the Foundation is based on sole membership, not the ownership of voting securities
- (5) COI Participações S.A. is 89.10289% owned by Esho – Empresa de Serviços Hospitalares S.A. and 10.8971% owned by COIPAR Participações S.A.
- (6) Health Net Services (Cayman) PIC is a Cayman exempted company registered by way of Continuation in the Cayman Islands.
- (7) UnitedHealthcare India Private Limited is 99.999385% owned by UnitedHealthcare International II B.V. and 0.00065% owned by UnitedHealth International, Inc. UnitedHealthcare International II BV holds 100% of the issued preference shares.
- (8) General partnership interests are held by United HealthCare Services, Inc. (89.77%) and by UnitedHealthcare, Inc. (10.23%). United HealthCare Services, Inc. also holds 100% of the limited partnership interests. When combining general and limited partner interests, United HealthCare Services, Inc. owns 94.18% and UnitedHealthcare, Inc. owns 5.83%.
- (9) Newton Holdings, LLC, is 80.1% owned by Collaborative Care Holdings, LLC and the remaining 19.9% is owned by outside shareholders.
- (10) WellMed Medical Management, Inc. is 85% owned by Collaborative Care Holdings, LLC and 15% owned by WMG Healthcare Partners, L.P.
- (11) Seisa Serviços Integrados de Saúde Ltda is 99.99% owned by Amil Assistência Médica Internacional S.A. and 0.00001% owned by Cemed Care – Empresa de Atendimento Clínico Geral Ltda.
- (12) Optum Health & Technology (India) Private Limited is 99.9995% owned by OptumHealth International B.V. and 0.0005 % owned by United Behavioral Health.
- (13) INSPIRIS of Texas Physician Group is a Texas non-profit (taxable) whose sole member is Inspiris Services Company.
- (14) PrimeCare of Citrus Valley, Inc. is 80% owned by PrimeCare Medical Network, Inc. and 20% owned by Citrus Valley Medical Associates, Inc.
- (15) Optum Clinics Holdings, Inc. is 97.2% owned by Collaborative Care Holdings, LLC and 2.8% is owned by external shareholders.
- (16) Optum Global Solutions (India) Private Limited is 99.999466 % owned by Optum Global Solutions International BV and 0.000534% UnitedHealth International, Inc. as nominee of Optum Global Solutions International BV per India requirement to have two shareholders.
- (17) Amico Saúde Ltda. is 98.927933% owned by Amil Assistência Médica Internacional S.A. and 1.072067% owned by Cemed Care – Empresa de Atendimento Clínico Geral Ltda.
- (18) Esho – Empresa de Serviços Hospitalares S.A. is 99.667% owned by Amil Assistência Médica Internacional S.A. and the remaining 0.31798923769% is owned by external shareholders and 0.01462081847% is owned by Treasury Shares.
- (19) Etho – Empresa de Tecnologia Hospitalar Ltda. 82.642% owned by Amil Assistência Médica Internacional S.A. and 17.358% owned by an external shareholder.
- (20) Orthology, Inc. is 98% owned by UnitedHealth Group Ventures, LLC and 2% owned by external shareholders.
- (21) Medalliance Net Ltda. is owned 99.999985% by Optum Health & Technology Serviços do Brasil Ltda. and 0.000015% by UHG Brasil Participações S.A.
- (22) Branch offices in Iraq and Uganda.
- (23) Cemed Care Empresa de Atendimento Clínico Geral Ltda. Is 99.9999996% owned by Amil Assistência Médica Internacional S.A. and 0.000004% owned by Esho – Empresa de Serviços Hospitalares S.A.
- (24) Optum 360, LLC is 69% owned by Optum Rocket, Inc; the remaining 31% is owned by external holders.
- (25) Optum Health & Technology Serviços do Brasil Ltda. is 99.9964% owned by Optum Global Solutions International B.V. and .0036% owned by OptumInsight, Inc.
- (26) Bosque Medical Center Ltda. is 82.58% owned by Amil Assistência Médica Internacional S.A. and 17.41182% owned by Esho – Empresa de Serviços Hospitalares S.A.
- (27) H&W Indemnity (SPC), Ltd. is an exempted segregated portfolio company organized under the laws of the Cayman Islands and holds a Cayman insurance license.
- (28) Real Appeal, Inc. is 98% owned by Rally Health, and the remaining 2% is owned by external shareholders.
- (29) Optum Global Solutions (Philippines), Inc. is 99.992% owned by Optum Global Solutions International B.V., and the remaining 0.008% is held by individual shareholders.
- (30) Amil Clinical Research Participações Ltda. is 99.95% owned by Esho – Empresa de Serviços Hospitalares S.A. and 0.05% owned by Cemed Care – Empresa de Atendimento Clínico Geral Ltda.
- (31) Imed Star Serviços de Desempenho Organizacional Ltda. is 99.99998% owned by Optum Health & Technology Serviços do Brasil Ltda and 0.00002% owned by UHG Brasil Participações S.A.
- (32) Hospital de Clínicas de Jacarepaguá Ltda. is 99.999998% owned by Esho – Empresa de Serviços Hospitalares S.A. and 0.000002% is owned by Cemed Care – Empresa de Atendimento Clínico Geral Ltda.
- (33) Hospital Alvorada Taguatinga Ltda. is 85.04% owned by Amil Assistência Médica Internacional S.A., 9.90% by Bosque Medical Center Ltda., and 5.06% is owned by Hospital Samaritano de São Paulo Ltda.
- (34) Registered as foreign shareholder in Brazil. Optum Global Solutions International B.V. is held 97.48% by Optum Technology, Inc. and 2.52% by OptumHealth International B.V.
- (35) FrontierMEDEX Kenya Limited is 99.9% owned by UnitedHealthcare Global Medical (UK) Limited and 0.1% owned by UnitedHealthcare International I B.V.
- (36) UnitedHealthcare Global Canada Limited is registered in Nova Scotia and Newfoundland & Labrador.
- (37) The limited partners of UnitedHealth Group International, L.P. include FMG Holdings, LLC (25.7714%), Hygeia Corporation (DE) (0.3523%) and UnitedHealth Group Incorporated (73.8786%).
- (38) Polar II Fundo de Investimento em Participações is a Brazilian private equity investment fund incorporated in the form of a closed-end condominium.
- (39) Optum Global Solutions International B.V. is 97.48% owned by Optum Technology, Inc. and 2.52% is owned by OptumHealth International B.V.
- (40) Amil Assistência Médica Internacional S.A. is 91.81% owned by Polar II Fundo de Investimento em Participações and the remaining 8.19% is owned by the former controlling shareholders of Amil Assistência Médica Internacional S.A.
- (41) Lusíadas A.C.E. is 55% owned by Lusíadas, SGPS, S.A., 10% owned by Lusíadas – Parcerias Cascais, S.A., 20% owned by Lusíadas, S.A., 5% owned by Clínica Médico Cirúrgica de Santa Tecla, S.A. and 10% owned by CLISA – Clínica de Santo António, S.A.
- (42) Centro Médico PJ Ltda. is 99.99998% owned by Esho – Empresa de Serviços Hospitalares S.A. and 0.00002% is owned by Cemed Care – Empresa de Atendimento Clínico Geral Ltda.
- (43) Frontier Medex Tanzania Limited is 99% owned by UnitedHealthcare Global Medical (UK) Limited. The remaining 1% is owned by a former officer of Frontier MEDEX Limited and is being transferred to UnitedHealthcare International I BV.
- (44) Optum Solutions do Brasil – Tecnologia e Serviços de Suporte Ltda., is 99.999998% owned by Optum Global Solutions International B.V. and 0.00002% owned by OptumInsight, Inc.
- (45) Multiangio Ltda. is 83% owned by Esho – Empresa de Serviços Hospitalares S.A. and the remaining 17% is owned by external shareholders.
- (46) Polo Holdco, LLC is 80.1% owned by Collaborative Care Holdings, LLC and the remaining 19.9% being owned by an outside third party.
- (47) Excellion Serviços Biomédicos Ltda is 99.999997% owned by Esho – Empresa de Serviços Hospitalares S.A. and 0.000003% is owned by Cemed Care - Empresa de Atendimento Clínico Geral Ltda.
- (48) Hospital Samaritano de São Paulo Ltda. is 99.9999998% owned by Esho – Empresa de Serviços Hospitalares S.A. and the remaining 0.0000002% is owned by Hospital Alvorada Taguatinga Ltda.
- (49) TBD
- (50) ABCO India Private Limited is 99% owned by ABCO International Holdings, LLC and 1% owned by The Advisory Board Company.
- (51) Branch office located in the United States.
- (52) UnitedHealthcare Insurance Company has a representative office in Beijing, China.
- (53) ProHEALTH Medical Management, LLC is 80% owned by Collaborative Care Holdings, LLC and 20% owned by an external shareholder.
- (54) ProHEALTH Fitness of Lake Success, LLC is 82.62% owned by ProHEALTH Medical Management, LLC and 17.38% by an external shareholder.
- (55) Savvysherpa Asia, Inc. is 99% owned by Savvysherpa, LLC and the remaining 1% is owned by a number of individual shareholders.
- (56) Fortify Technologies Asia, LLC is 99% owned by Savvysherpa, LLC and the remaining 1% is owned by a number of individual shareholders.
- (57) Virtual Therapeutics Corporation is 67% owned by Savvysherpa, LLC and the remaining 33.4% is owned by an outside third party.
- (58) BriovaRx Infusion Services 301, LP is 99.95% owned by AxelaCare Holdings, Inc. with the remaining 0.05% interest as a limited partner being held by BriovaRx Infusion Services 305, LLC.
- (59) XLHealth Corporation holds 99.98%, UnitedHealth International, Inc. holds .01% and Shashi Shekhar Chindalur (as a nominee of XLHealth Corporation), holds .01% ownership interest in XLHealth Corporation India Private Limited.
- (60) Hospitais Associados de Pernambuco Ltda. is 90% owned by Esho – Empresa de Serviços Hospitalares S.A. and 10% is owned by an external shareholder.
- (61) Topimagem Diagnóstico por Imagem Ltda. is 89% owned by Esho – Empresa de Serviços Hospitalares S.A., and the remaining 11% interest is owned by external shareholders.
- (62) Dilab – Medicina Nuclear Ltda is 85% owned by Esho – Empresa de Serviços Hospitalares S.A. and the remaining 15% is owned by external shareholders.
- (63) WellMed Networks – DFW, Inc. is 50% owned by WellMed Networks, Inc. and 50% owned by USMD Inc. WellMed Medical Management, Inc. controls 100% of WellMed Networks - DFW.
- (64) Clínica Oftalmológica Danilo de Castro Sociedade Simples is 99.66% owned by Hospital Alvorada de Taguatinga Ltda. and the remaining 0.333333% is owned by Lotten-Eyes Oftalmologia Clínica e Cirúrgica Ltda.
- (65) Lotten-Eyes Oftalmologia Clínica e Cirúrgica Ltda. is 99.99% owned by Hospital Alvorada de Taguatinga Ltda. and the remaining 0.000012% is owned by Esho – Empresa de Serviços Hospitalares S.A.
- (66) CMO – Centro Médico de Oftalmologia S/S Ltda. is 99% owned by Hospital Alvorada de Taguatinga Ltda. and the remaining 1% is owned by Lotten-Eyes Oftalmologia Clínica e Cirúrgica Ltda.
- (67) UHCG-FZE is registered in the Dubai Silicon Oasis free zone.

SCHEDULE Y – INFORMATION CONCERNING ACTIVITIES OF INSURER MEMBERS OF A HOLDING COMPANY GROUP**PART 1 – ORGANIZATIONAL CHART****Notes**

- (68) Elual Participações S.A. is 60% owned by Amil Assistência Médica Internacional S.A. and 40% by Esho – Empresa de Serviços Hospitalares S.A.
- (69) Hospital Santa Helena S.A. is 65.21% owned by Elual Participações S.A. and 33.60% owned by Esho – Empresa de Serviços Hospitalares S.A. and 1.19% is owned by external shareholder
- (70) Santa Helena Assistência Médica S.A. is 65.21% owned by Elual Participações S.A. and the remaining 33.60% is owned by Amil Assistência Médica Internacional S.A. and 1.19% is owned by external shareholder.
- (71) Registered branches in Australia and the UK.
- (72) Hospital Ana Costa S.A. is 57.41% owned by Plano de Saúde Ana Costa Ltda., 33.369% by Hospital Alvorada Taguatinga Ltda. and the remaining 9.219% is owned by external shareholders.
- (73) The remaining 43.25% is owned by multiple sources.
- (74) The remaining 0.0001% is owned by Amil Assistência Médica Internacional S.A.
- (75) The remaining 32.06% is owned by multiple sources.
- (76) TBD
- (77) The remaining 49% is owned by multiple sources.
- (78) The remaining 0.0005% is owned by Hospital Alvorada Taguatinga Ltda.
- (79) The remaining 33% is owned by multiple sources.
- (80) Registered in the Dubai Healthcare City free zone.
- (81) TBD
- (82) Plano de Saúde Ana Costa Ltda. is 74.85961% owned by Amil Assistência Médica Internacional S.A. and the remaining 25.14039% is owned by Santos Administração Participações S.A.
- (83) TBD
- (84) The remaining 49% is owned by multiple sources.
- (85) The remaining 29% is owned by multiple sources.
- (86) The remaining 37.26% is owned by multiple sources.
- (87) The remaining 44.6% is owned by multiple sources.
- (88) The remaining 37.88% is owned by multiple sources.
- (89) The remaining 49.28% is owned by multiple sources.
- (90) The remaining 23.55% is owned by multiple sources.
- (91) The remaining 39% is owned by multiple sources.
- (92) The remaining 1% is owned by multiple sources.
- (93) The remaining 45.97% is owned by multiple sources.
- (94) The remaining 38.80% is owned by multiple sources.
- (95) The remaining 49% is owned by multiple sources.
- (96) The remaining 16.51% is owned by multiple sources.
- (97) The remaining % is owned by multiple sources.
- (98) The remaining 27.20% is owned by multiple sources.
- (99) The remaining 49.15% is owned by multiple sources.
- (100) The remaining 46.32% is owned by multiple sources.
- (101) The remaining 49% is owned by multiple sources.
- (102) TBD
- (103) The remaining 44.64% is owned by multiple sources.
- (104) The remaining 41% is owned by multiple sources.
- (105) The remaining 49.82% is owned by multiple sources.
- (106) The remaining 34.25% is owned by multiple sources.
- (107) The remaining 46.87% is owned by multiple sources.
- (108) The remaining 49% is owned by multiple sources.
- (109) The remaining 41.58% is owned by multiple sources.
- (110) TBD
- (111) The remaining 50% is owned by multiple sources.
- (112) The remaining 49% is owned by multiple sources.
- (113) TBD
- (114) The remaining 37.96% is owned by multiple sources.
- (115) The remaining 49% is owned by multiple sources.
- (116) The remaining 47.55% is owned by multiple sources.
- (117) The remaining 2% is owned by multiple sources.
- (118) The remaining 45.91% is owned by multiple sources.
- (119) The remaining 23% is owned by multiple sources.
- (120) The remaining 3% is owned by multiple sources.
- (121) The remaining 46.83% is owned by multiple sources.
- (122) The remaining 43% is owned by multiple sources.
- (123) The remaining 8% is owned by multiple sources.
- (124) The remaining 47.81% is owned by multiple sources.
- (125) The remaining 49.28% is owned by multiple sources.
- (126) The remaining % is owned by multiple sources.
- (127) The remaining % is owned by multiple sources.
- (128) The remaining 50% is owned by multiple sources.
- (129) The remaining 41% is owned by multiple sources.
- (130) The remaining 50% is owned by multiple sources.
- (131) The remaining 40.68% is owned by multiple sources.
- (132) The remaining 49% is owned by multiple sources.
- (133) The remaining 49.9% is owned by multiple sources.
- (134) The remaining 13% is owned by multiple sources.
- (135) The remaining 39.17% is owned by multiple sources.
- (136) The remaining 49% is owned by multiple sources.
- (137) The remaining 44% is owned by multiple sources.
- (138) The remaining 35% is owned by multiple sources.
- (139) The remaining 43.40% is owned by multiple sources.
- (140) The remaining 46% is owned by multiple sources.
- (141) The remaining 45% is owned by multiple sources.
- (142) The remaining 43.31% is owned by multiple sources.
- (143) The remaining 49.02% is owned by multiple sources.
- (144) The remaining 45.73% is owned by multiple sources.
- (145) The remaining 49% is owned by multiple sources.
- (146) The remaining 49% is owned by multiple sources.
- (147) The remaining 45.46% is owned by multiple sources.
- (148) The remaining 45.11% is owned by multiple sources.
- (149) The remaining 23.26% is owned by multiple sources.
- (150) The remaining 44% is owned by multiple sources.
- (151) The remaining 49% is owned by multiple sources.
- (152) The remaining 36.7% is owned by multiple sources.
- (153) TBD
- (154) The remaining 36.36% is owned by multiple sources.
- (155-165) TBD
- (166) The remaining 29% is owned by multiple sources.
- (167) The remaining 49% is owned by multiple sources.
- (168) The remaining 49% is owned by multiple sources.
- (169) The remaining 50% is owned by multiple sources.
- (170) The remaining 41% is owned by multiple sources.
- (171) The remaining 44.49% is owned by multiple sources.
- (172) The remaining 49% is owned by multiple sources.
- (173-218) TBD
- (219) The remaining 49% is owned by multiple sources.
- (220) The remaining 50% is owned by multiple sources.
- (221) TBD
- (223) The remaining 40% is owned by multiple sources.
- (224) The remaining 49% is owned by multiple sources.
- (225) The remaining 24.71% is owned by multiple sources.
- (226) The remaining 31.14% is owned by multiple sources.
- (227) The remaining 49% is owned by multiple sources.
- (228) The remaining 49% is owned by multiple sources.
- (229) The remaining 35.75% is owned by multiple sources.
- (230) The remaining 37.34% is owned by multiple sources.
- (231) The remaining 49% is owned by multiple sources.
- (232) The remaining 49% is owned by multiple sources.
- (233) The remaining 49% is owned by multiple sources.
- (234) The remaining 26% is owned by multiple sources.
- (235) The remaining 47.42% is owned by multiple sources.
- (236) The remaining 1.77% is owned by external shareholders.
- (237) The remaining 0.1% is owned by Inversiones Clínicas Santa María S.A.
- (238) Minority ownership is held by third party shareholders. Corporate name is Inmobiliaria Santa María S.A.
- (239) The remaining 0.0001% is owned by Clínica Dávila y Servicios Médicos S.A.
- (240) Constructora Inmobiliaria Megapoq S.A owns 1 share.
- (241) The remaining 0.0001% is owned by Saden S.A.
- (242) Minority ownership is held by several third party shareholders.
- (243) In accordance to a capital increase executed on 2018, Clínica Santa María S.A. owns 99.9% of the shares. Minority ownership is held by Sociedad de Inversiones Santa María S.A.
- (244) The remaining 0.2569% is owned by Clínica Dávila y Servicios Médicos S.A.
- (245) The remaining 0.8238% is owned by Clínica Santa María S.A.
- (246) The remaining 0.009% is owned by Clínica Santa María S.A.
- (247) The remaining 0.10% is owned by Clínica Santa María S.A.
- (248) The remaining 50% is owned by Clínica Santa María S.A.
- (249) The remaining 1% is owned by Servicios Integrados de Salud Ltda.
- (250) The remaining 1% is owned by Servicios Integrados de Salud Ltda.
- (251) The remaining 0.1% is owned by Inmobiliaria Apoquindo 3600 Ltda.
- (252) The remaining 0.02% is owned by Saden S.A.
- (253) The remaining 0.0001% is owned by Saden S.A.
- (254) The remaining 0.159% is owned by Saden S.A.
- (255) The remaining 0.01% is owned by Saden S.A.
- (256) The remaining 0.01% is owned by Clínica Dávila y Servicios Médicos S.A.
- (257) The remaining 25.75% is owned by several third party shareholders.
- (258) The remaining 6.55% is owned by third party shareholders.
- (259) The remaining 0.1% is owned by Servicios Amed Quilpué S.A.

SCHEDULE Y – INFORMATION CONCERNING ACTIVITIES OF INSURER MEMBERS OF A HOLDING COMPANY GROUP
PART 1 – ORGANIZATIONAL CHART

Notes

All legal entities on the Organization Chart are Corporations unless otherwise indicated.

- (260) The remaining 0.1% is owned by Laboratorios Médicos Amed Quilpué S.A.
- (261) The remaining 50% is owned by Gorki Osorio Vargas (25%) and Danilo Valderrama Torrealba (25%).
- (262) The remaining 0.1% is owned by Simón Sacks Link.
- (263) The remaining 15.5% is owned by third party shareholders.
- (264) The remaining 6.66% is owned by Centromed Quilpué S.A.
- (265) The remaining 0.000065% is owned by Clínica Dávila y Servicios Médicos S.A.
- (266) The remaining 0.0001% is owned by Banmédica S.A.
- (267) The remaining 1% is owned by Saden S.A.
- (268) The remaining 0.0001% is owned by Banmédica S.A.
- (269) The remaining 1% is owned by Saden S.A.
- (270) The remaining 0.0001% is owned by Banmédica S.A.
- (271) The remaining 1% is owned by Saden S.A.
- (272) Inmobiliaria Megapoq S.A owns 1 share (0,0000%)
- (273) The remaining 7.62% is owned by Banmédica Colombia S.A. (7.619%), Juan Guillermo Ruiz (0.000142%) and Servicios Legales Corporativos Ltda. (0.000142%).
- (274) No information of the minority shareholder(s) has been provided.
- (275) No information of the minority shareholder(s) has been provided.
- (276) No information of the minority shareholder(s) has been provided.
- (277) No information of the minority shareholder(s) has been provided.
- (278) The other shareholder, with the other 50% is El Pacífico-Peruano Suiza Compañía de Seguros y Reaseguros S.A., part of the Credicorp Group
- (279) No information of the minority shareholder(s) has been provided.
- (280) No information of the minority shareholder(s) has been provided.
- (281) No information of the minority shareholder(s) has been provided.
- (282) No information of the minority shareholder(s) has been provided.
- (283) No information of the minority shareholder(s) has been provided.
- (284) No information of the minority shareholder(s) has been provided.
- (285) No information of the minority shareholder(s) has been provided.
- (286) The remaining 0.0001% is owned by Clínica Dávila y Servicios Médicos S.A.
- (287) The remaining 0.00004% is owned by Saden S.A.
- (288) The remaining 0.00004% is owned by Saden S.A.
- (289) The remaining 0.0017% is owned by Saden S.A.
- (290) The remaining 0.0001% is owned by Saden S.A.
- (291) The remaining 0.08% is owned by Clínica Dávila y Servicios Médicos S.A.
- (292) TBD
- (293) No information of the other shareholder(s) has been provided.
- (294) The remaining 0.3% is owned by Inmobiliaria Apoquindo 3001 S.A.
- (294) Inmobiliaria Megapoq S.A owns 1 share (0,0000%)
- (295) The remaining 0.0001% is owned by Saden S.A.
- (296) The remaining 0.0008% is owned by Vida Tres Internacional S.A.
- (297) The remaining 0.01% is owned by Saden S.A.
- (298) Currently undergoing a liquidation procedure
- (299) No information of the other shareholder(s) has been provided
- (300) No information of the other shareholder(s) has been provided
- (301) Banmédica S.A. owns 9.67% and Promotora del Country S.A. (Colombia) owns 0.23%. This Patrimony has two business units (Conountry and Hill).
- (302) The remaining 49.2% is owned by third party shareholders.
- (303) The remaining 49% is owned by multiple sources.
- (304) The remaining 49% is owned by multiple sources
- (305) The remaining 49% is owned by multiple sources
- (306) The remaining 49% is owned by multiple sources
- (307) The remaining 50% is owned by multiple sources.
- (308) The remaining 33% is owned by multiple sources.
- (309) The remaining 44.64% is owned by multiple sources.

STATEMENT AS OF SEPTEMBER 30, 2018 OF THE UnitedHealthcare Community Plan of Ohio, Inc.

SCHEDULE Y
PART 1A - DETAIL OF INSURANCE HOLDING COMPANY SYSTEM

1	2	3	4	5	6	7	8	9	10	11	12	13	14	15	16
Group Code	Group Name	NAIC Company Code	ID Number	Federal RSSD	CIK	Name of Securities Exchange if Publicly Traded (U.S. or International)	Names of Parent, Subsidiaries Or Affiliates	Domiciliary Location	Relationship to Reporting Entity	Directly Controlled by (Name of Entity/Person)	Type of Control (Ownership, Board, Management, Attorney-in-Fact, Influence, Other)	If Control is Ownership Provide Percentage	Ultimate Controlling Entity(ies)/Person(s)	Is an SCA Filing Required? (Y/N)	*
		.00000	98-1308130		0001363851		1070715 B.C. Unlimited Liability Company	..CAN	..NIA	OptumRx Group Holdings, Inc.	Ownership	100.000	UnitedHealth Group Incorporated		
		.00000	27-2624551				310 Canyon Medical, LLC	..CA	..NIA	Monarch Management Services, Inc.	Ownership	100.000	UnitedHealth Group Incorporated		
		.00000	35-2607738				5995 Minnetonka, LLC	..DE	..NIA	UnitedHealthcare Insurance Company	Ownership	100.000	UnitedHealth Group Incorporated		
		.00000	98-1401978				ABCO India Private Limited	..IND	..NIA	ABCO International Holdings, LLC	Ownership	99.000	UnitedHealth Group Incorporated		
		.00000	98-1401978				ABCO India Private Limited	..IND	..NIA	The Advisory Board Company	Ownership	1.000	UnitedHealth Group Incorporated		
		.00000					ABCO International Holdings, LLC	..DE	..NIA	The Advisory Board Company	Ownership	100.000	UnitedHealth Group Incorporated		
		.00000	41-1913523				ACN Group IPA of New York, Inc.	..NY	..NIA	OptumHealth Care Solutions, LLC	Ownership	100.000	UnitedHealth Group Incorporated		
		.00000	27-0015861				ACN Group of California, Inc.	..CA	..IA	OptumHealth Care Solutions, LLC	Ownership	100.000	UnitedHealth Group Incorporated		
		.00000					Administradora Clínica La Colina S.A.S.	..COL	..NIA	Banmédica Internacional SpA	Ownership	50.000	UnitedHealth Group Incorporated		1
		.00000					Administradora Country S.A.	..COL	..NIA	Banmédica S.A.	Ownership	50.000	UnitedHealth Group Incorporated		1
		.00000					Administradora Médica Centromed S.A.	..CHL	..NIA	Vidaintegra S.A.	Ownership	74.250	UnitedHealth Group Incorporated		2
		.00000	20-2598653				Advanced Pharma, Inc.	..TX	..NIA	Apothecary Holdings, Inc.	Ownership	100.000	UnitedHealth Group Incorporated		
		.00000	26-4093335				Advanced Surgical Hospital, LLC	..PA	..NIA	SCA Southwestern PA, LLC	Ownership	51.000	UnitedHealth Group Incorporated		2
		.00000	47-5337115				Advocate Condell Ambulatory Surgery Center, LLC	..IL	..NIA	Advocate-SCA Partners, LLC	Ownership	63.640	UnitedHealth Group Incorporated		2
		.00000					Advocate Sherman Ambulatory Surgery Center, LLC	..IL	..NIA	Advocate-SCA Partners, LLC	Ownership	100.000	UnitedHealth Group Incorporated		
		.00000					Advocate Southwest Ambulatory Surgery Center, LLC	..IL	..NIA	Advocate-SCA Partners, LLC	Ownership	51.000	UnitedHealth Group Incorporated		2
		.00000	36-4437931				Advocate-SCA Partners, LLC	..DE	..NIA	SCA-Illinois, LLC	Ownership	51.000	UnitedHealth Group Incorporated		2
		.00000	47-4012497				AHN Accountable Care Organization, LLC	..IN	..NIA	AHN Target Holdings, LLC	Ownership	100.000	UnitedHealth Group Incorporated		
		.00000	45-4171713				AHN Central Services, LLC	..IN	..NIA	AHN Target Holdings, LLC	Ownership	100.000	UnitedHealth Group Incorporated		
		.00000	35-2109566				AHN Target Holdings, LLC	..DE	..NIA	Collaborative Care Holdings, LLC	Ownership	100.000	UnitedHealth Group Incorporated		
		.00000	35-2582899				AHN Target Holdings, LLC	..DE	..NIA	SC Affiliates, LLC	Ownership	100.000	UnitedHealth Group Incorporated		
		.00000	92-0080881				Alaska Surgery Center, Inc.	..AK	..NIA	Banmédica S.A.	Ownership	0.000	UnitedHealth Group Incorporated		1
		.00000					Aliansalud Entidad Promotora de Salud S.A.	..COL	..NIA	Banmédica S.A.	Ownership	0.000	UnitedHealth Group Incorporated		1
.0707	UnitedHealth Group Incorporated	82406	35-1665915				All Savers Insurance Company	..IN	..IA	Golden Rule Financial Corporation	Ownership	100.000	UnitedHealth Group Incorporated		
		.00000					All Savers Life Insurance Company of California	..CA	..IA	Golden Rule Financial Corporation	Ownership	100.000	UnitedHealth Group Incorporated		
.0707	UnitedHealth Group Incorporated	73130	35-1744596				Alliance Surgical Center, LLC	..FL	..NIA	SCA-Alliance, LLC	Ownership	51.285	UnitedHealth Group Incorporated		2
		.00000	27-1367127				Aloha Surgical Center, LLC	..TN	..NIA	Surgery Center of Maui, LLC	Ownership	74.000	UnitedHealth Group Incorporated		2
		.00000	63-1231942				Ambient Healthcare, Inc.	..FL	..NIA	Ambient Holdings, Inc.	Ownership	100.000	UnitedHealth Group Incorporated		
		.00000	65-1095227				Ambient Holdings, Inc.	..DE	..NIA	BriovaRx Infusion Services, Inc.	Ownership	100.000	UnitedHealth Group Incorporated		
		.00000	45-2161438				Ambulatory Surgery Center of Mt. Pleasant, LLC	..SC	..NIA	SCA-South Carolina, LLC	Ownership	100.000	UnitedHealth Group Incorporated		
		.00000	82-3162859				American Health Network of Indiana Care Organization, LLC	..IN	..NIA	AHN Target Holdings, LLC	Ownership	100.000	UnitedHealth Group Incorporated		
		.00000	45-4770582				American Health Network of Indiana II, LLC	..IN	..NIA	AHN Target Holdings, LLC	Ownership	100.000	UnitedHealth Group Incorporated		
.0707	UnitedHealth Group Incorporated	52623	35-2108729				American Health Network of Indiana, LLC	..IN	..IA	AHN Target Holdings, LLC	Ownership	100.000	UnitedHealth Group Incorporated		
		.00000					American Health Network of Ohio Care Organization, LLC	..OH	..NIA	AHN Target Holdings, LLC	Ownership	100.000	UnitedHealth Group Incorporated		
		.00000	45-4132160				American Health Network of Ohio II, LLC	..OH	..NIA	AHN Target Holdings, LLC	Ownership	100.000	UnitedHealth Group Incorporated		
		.00000	31-1424956				American Health Network of Ohio, LLC	..OH	..NIA	AHN Target Holdings, LLC	Ownership	100.000	UnitedHealth Group Incorporated		
		.00000	31-1424957				AmeriChoice Corporation	..DE	..UIP	UnitedHealth Group Incorporated	Ownership	100.000	UnitedHealth Group Incorporated		
		.00000	54-1743136		0001122263		AmeriChoice Health Services, Inc.	..DE	..NIA	AmeriChoice Corporation	Ownership	100.000	UnitedHealth Group Incorporated		
.0707	UnitedHealth Group Incorporated	95497	22-3368602				AmeriChoice of New Jersey, Inc.	..NJ	..IA	AmeriChoice Corporation	Ownership	100.000	UnitedHealth Group Incorporated		
		.00000	98-1108620				Amico Saúde Ltda.	..BRA	..NIA	Amil Assistência Médica Internacional S.A.	Ownership	98.928	UnitedHealth Group Incorporated		
		.00000	98-1108620				Amico Saúde Ltda.	..BRA	..NIA	Cemed Care - Empresa de Atendimento Clínico Geral Ltda.	Ownership	1.072	UnitedHealth Group Incorporated		
		.00000			0001447698		Amil Assistência Médica Internacional S.A.	..BRA	..NIA	Polar II Fundo de Investimento em Participações Multiestratégia	Ownership	91.810	UnitedHealth Group Incorporated		4
		.00000					Amil Clínica Research Participações Ltda.	..BRA	..NIA	Esho - Empresa de Serviços Hospitalares S.A.	Ownership	99.950	UnitedHealth Group Incorporated		

STATEMENT AS OF SEPTEMBER 30, 2018 OF THE UnitedHealthcare Community Plan of Ohio, Inc.

SCHEDULE Y
PART 1A - DETAIL OF INSURANCE HOLDING COMPANY SYSTEM

1	2	3	4	5	6	7	8	9	10	11	12	13	14	15	16
Group Code	Group Name	NAIC Company Code	ID Number	Federal RSSD	CIK	Name of Securities Exchange if Publicly Traded (U.S. or International)	Names of Parent, Subsidiaries Or Affiliates	Domiciliary Location	Relationship to Reporting Entity	Directly Controlled by (Name of Entity/Person)	Type of Control (Ownership, Board, Management, Attorney-in-Fact, Influence, Other)	If Control is Ownership Provide Percentage	Ultimate Controlling Entity(ies)/Person(s)	Is an SCA Filing Required? (Y/N)	*
		.00000	98-1109085				Amil Clinical Research Participações Ltda. ...	BRA	NIA	Cemed Care - Empresa de Atendimento Clínico Geral Ltda. ...	Ownership	0.050	UnitedHealth Group Incorporated		
		.00000	98-1138212				AMIL International	LUX	NIA	Amil Assistência Médica Internacional S.A.	Ownership	100.000	UnitedHealth Group Incorporated		
		.00000	36-4210293		0001463788		Análisis Clínicos ML S.A.C.	PER	NIA	Pacifico S.A. Entidad Prestadora de Salud	Ownership	99.990	UnitedHealth Group Incorporated		1
		.00000					Antelope Valley Surgery Center, L.P.	CA	NIA	NSC Lancaster, LLC	Ownership	83.490	UnitedHealth Group Incorporated		2
		.00000					Apothecary Holdings, Inc.	DE	NIA	OptumRx Holdings, LLC	Ownership	100.000	UnitedHealth Group Incorporated		
		.00000	86-0960334				Apothecary Shop of Phoenix, Inc.	AZ	NIA	Apothecary Holdings, Inc.	Ownership	100.000	UnitedHealth Group Incorporated		
		.00000	27-2068687				AppleCare Medical Management, LLC	DE	NIA	Collaborative Care Holdings, LLC	Ownership	100.000	UnitedHealth Group Incorporated		
		.00000					APS - Assistência Personalizada à Saúde Ltda.	BRA	NIA	Santa Helena Assistência Médica S.A.	Ownership	99.990	UnitedHealth Group Incorporated		
		.00000					APS - Assistência Personalizada à Saúde Ltda.	BRA	NIA	Amil Assistência Médica Internacional S.A.	Ownership	0.010	UnitedHealth Group Incorporated		
		.00000	98-1399975				Aquitania Chilean Holding SpA	CHL	NIA	Bordeaux UK Holdings II Limited	Ownership	100.000	UnitedHealth Group Incorporated		
		.00000					Aquitania Holding SpA	CHL	NIA	Bordeaux UK Holdings II Limited	Ownership	100.000	UnitedHealth Group Incorporated		
		.00000	46-4843100				Arise Physician Group	TX	NIA	SCA Austin Holdings, LLC	Ownership	100.000	UnitedHealth Group Incorporated		
		.00000	86-0813232				Arizona Physicians IPA, Inc.	AZ	IA	UnitedHealthcare, Inc.	Ownership	100.000	UnitedHealth Group Incorporated		
		.00000					ASC Connecticut Holdings, LLC	DE	NIA	SunSurgery, LLC	Ownership	100.000	UnitedHealth Group Incorporated		
		.00000	46-3907136				ASC Holdings of New Jersey, LLC	NJ	NIA	SC Affiliates, LLC	Ownership	100.000	UnitedHealth Group Incorporated		
		.00000	95-4348431				ASC Network, LLC	DE	NIA	Surgical Care Affiliates, LLC	Ownership	100.000	UnitedHealth Group Incorporated		
		.00000	90-0369702				ASI Global, LLC	TX	NIA	FrontierMEDEX, Inc.	Ownership	100.000	UnitedHealth Group Incorporated		
		.00000	26-3878957				AssuranceRx, LLC	AL	NIA	BriovaRx, LLC	Ownership	100.000	UnitedHealth Group Incorporated		
		.00000	45-4014891				Athens ASC Holdings, LLC	GA	NIA	SCA Athens, LLC	Ownership	58.420	UnitedHealth Group Incorporated		2
		.00000	47-0990056		0001529111		Audax Health Solutions, LLC	DE	NIA	Rally Health, Inc.	Ownership	100.000	UnitedHealth Group Incorporated		
		.00000	58-2028767				Austin Center for Outpatient Surgery, L.P.	GA	NIA	SHC Austin, Inc.	Ownership	51.000	UnitedHealth Group Incorporated		2
		.00000	27-2869469				Avella of Austin, Inc.	AZ	NIA	Apothecary Holdings, Inc.	Ownership	100.000	UnitedHealth Group Incorporated		
		.00000	14-1971726				Avella of Columbus, Inc.	AZ	NIA	Apothecary Holdings, Inc.	Ownership	100.000	UnitedHealth Group Incorporated		
		.00000	13-4318552				Avella of Deer Valley, Inc.	AZ	NIA	Apothecary Holdings, Inc.	Ownership	100.000	UnitedHealth Group Incorporated		
		.00000	45-5239373				Avella of Denver, Inc.	AZ	NIA	Apothecary Holdings, Inc.	Ownership	100.000	UnitedHealth Group Incorporated		
		.00000	86-1044713				Avella of Gilbert, Inc.	AZ	NIA	Apothecary Holdings, Inc.	Ownership	100.000	UnitedHealth Group Incorporated		
		.00000	26-4241458				Avella of Las Vegas II, Inc.	AZ	NIA	Apothecary Holdings, Inc.	Ownership	100.000	UnitedHealth Group Incorporated		
		.00000	46-0609947				Avella of Orlando, Inc.	AZ	NIA	Apothecary Holdings, Inc.	Ownership	100.000	UnitedHealth Group Incorporated		
		.00000	26-0583808				Avella of Phoenix III, Inc.	AZ	NIA	Apothecary Holdings, Inc.	Ownership	100.000	UnitedHealth Group Incorporated		
		.00000	27-0121303				Avella of Sacramento, Inc.	CA	NIA	Apothecary Holdings, Inc.	Ownership	100.000	UnitedHealth Group Incorporated		
		.00000	86-0819588				Avella of Scottsdale, Inc.	AZ	NIA	Apothecary Holdings, Inc.	Ownership	100.000	UnitedHealth Group Incorporated		
		.00000	27-1688911				Avella of St. Louis, Inc.	AZ	NIA	Apothecary Holdings, Inc.	Ownership	100.000	UnitedHealth Group Incorporated		
		.00000	36-4435924				Avella of Tampa, LLC	FL	NIA	Apothecary Holdings, Inc.	Ownership	100.000	UnitedHealth Group Incorporated		
		.00000	20-3253658				Avella of Tucson II, Inc.	AZ	NIA	Apothecary Holdings, Inc.	Ownership	100.000	UnitedHealth Group Incorporated		
		.00000	86-1044712				Avella of Tucson, Inc.	AZ	NIA	Apothecary Holdings, Inc.	Ownership	100.000	UnitedHealth Group Incorporated		
		.00000	35-2563332				Avella Patient Access Program, Inc.	AZ	NIA	Apothecary Holdings, Inc.	Ownership	100.000	UnitedHealth Group Incorporated		
		.00000	20-4057813		0001355487		Aveta Inc.	DE	NIA	Collaborative Care Holdings, LLC	Ownership	100.000	UnitedHealth Group Incorporated		
		.00000	30-0842394				AxelaCare Intermediate Holdings, LLC	DE	NIA	OptumRx, Inc.	Ownership	100.000	UnitedHealth Group Incorporated		
		.00000	61-1708598				AxelaCare, LLC	DE	NIA	AxelaCare Intermediate Holdings, LLC	Ownership	100.000	UnitedHealth Group Incorporated		
		.00000	72-1097827				B.R.A.S.S. Partnership in Commendam	LA	NIA	Surgery Center Holding, LLC	Ownership	67.940	UnitedHealth Group Incorporated		2
		.00000	62-1601443				Bakersfield Physicians Plaza Surgical Center, L.P.	TN	NIA	Bakersfield-SC, LLC	Ownership	96.000	UnitedHealth Group Incorporated		2
		.00000	62-1601445				Bakersfield-SC, LLC	DE	NIA	SC Affiliates, LLC	Ownership	100.000	UnitedHealth Group Incorporated		
		.00000					Banmédica Colombia SpA	COL	NIA	Banmédica Internacional SpA	Ownership	100.000	UnitedHealth Group Incorporated		
		.00000					Banmédica Internacional SpA	CHL	NIA	Banmédica S.A.	Ownership	99.000	UnitedHealth Group Incorporated		
		.00000					Banmédica Internacional SpA	CHL	NIA	Saden S.A.	Ownership	1.000	UnitedHealth Group Incorporated		
		.00000					Banmédica S.A.	CHL	NIA	Bordeaux Holding SpA	Ownership	98.229	UnitedHealth Group Incorporated		2
		.00000	47-4504390				Beach Surgical Holdings III, LLC	CA	NIA	Surgicare of La Veta, Inc.	Ownership	68.860	UnitedHealth Group Incorporated		2
		.00000	88-0267857				Behavioral Healthcare Options, Inc.	NV	NIA	Sierra Health Services, Inc.	Ownership	100.000	UnitedHealth Group Incorporated		

SCHEDULE Y
PART 1A - DETAIL OF INSURANCE HOLDING COMPANY SYSTEM

1	2	3	4	5	6	7	8	9	10	11	12	13	14	15	16
Group Code	Group Name	NAIC Company Code	ID Number	Federal RSSD	CIK	Name of Securities Exchange if Publicly Traded (U.S. or International)	Names of Parent, Subsidiaries Or Affiliates	Domi-ciliary Location	Relation-ship to Reporting Entity	Directly Controlled by (Name of Entity/Person)	Type of Control (Ownership, Board, Management, Attorney-in-Fact, Influence, Other)	If Control is Ownership Provide Percentage	Ultimate Controlling Entity(ies)/Person(s)	Is an SCA Filing Re-quired? (Y/N)	*
		.00000	75-2196889				Belleville Surgical Center, Ltd., an Illinois Limited Partnership	CA	NIA	Surgicare of Belleville, LLC	Ownership	61.202	UnitedHealth Group Incorporated		2
		.00000	63-0847380				Birmingham Outpatient Surgical Center, LLC	DE	NIA	Surgery Center Holding, LLC	Ownership	100.000	UnitedHealth Group Incorporated		
		.00000	05-0359457				Blackstone Valley Surgicare GP, LLC	DE	NIA	Surgery Center Holding, LLC	Ownership	100.000	UnitedHealth Group Incorporated		
		.00000	27-2241593				Blue Ridge GP, LLC	NC	NIA	SCA-Blue Ridge, LLC	Ownership	100.000	UnitedHealth Group Incorporated		
		.00000	98-1396690				Bordeaux (Barbados) Holdings I, SRL	BBR	NIA	UnitedHealth Group International L.P.	Ownership	100.000	UnitedHealth Group Incorporated		
		.00000	98-1396559				Bordeaux (Barbados) Holdings II, SRL	BBR	NIA	Bordeaux (Barbados) Holdings I, SRL	Ownership	100.000	UnitedHealth Group Incorporated		
		.00000	98-1403634				Bordeaux (Barbados) Holdings III, SRL	BBR	NIA	Bordeaux (Barbados) Holdings II, SRL	Ownership	100.000	UnitedHealth Group Incorporated		
		.00000	98-1398490				Bordeaux Holding SpA	CHL	NIA	Aquitania Chilean Holding SpA	Ownership	100.000	UnitedHealth Group Incorporated		
		.00000	82-3147824				Bordeaux International Holdings, Inc.	DE	NIA	UnitedHealth Group Incorporated	Ownership	100.000	UnitedHealth Group Incorporated		
		.00000	98-1390574				Bordeaux UK Holdings I Limited	GBR	NIA	Bordeaux International Holdings, Inc.	Ownership	100.000	UnitedHealth Group Incorporated		
		.00000	98-1391914				Bordeaux UK Holdings II Limited	GBR	NIA	Bordeaux UK Holdings I Limited	Ownership	100.000	UnitedHealth Group Incorporated		
		.00000	98-1389224				Bordeaux UK Holdings III Limited	GBR	NIA	Bordeaux UK Holdings II Limited	Ownership	100.000	UnitedHealth Group Incorporated		
		.00000	98-1112673				Bosque Medical Center Ltda.	BRA	NIA	Amil Assistência Médica Internacional S.A.	Ownership	82.588	UnitedHealth Group Incorporated		
		.00000	98-1112673				Bosque Medical Center Ltda.	BRA	NIA	Esho – Empresa de Serviços Hospitalares S.A.	Ownership	17.412	UnitedHealth Group Incorporated		
		.00000	20-2387834		0001745139		Brandon Ambulatory Surgery Center, LLC	IN	NIA	SCA-Brandon, LLC	Ownership	54.540	UnitedHealth Group Incorporated		2
		.00000	11-2997132				BriovaRx Infusion Services 100, Inc.	NY	NIA	BriovaRx Infusion Services, Inc.	Ownership	100.000	UnitedHealth Group Incorporated		
		.00000	11-3485985				BriovaRx Infusion Services 101, Inc.	NY	NIA	BriovaRx Infusion Services 100, Inc.	Ownership	100.000	UnitedHealth Group Incorporated		
		.00000	90-0884047				BriovaRx Infusion Services 102, LLC	DE	NIA	BriovaRx Infusion Services, Inc.	Ownership	100.000	UnitedHealth Group Incorporated		
		.00000	27-1533840				BriovaRx Infusion Services 103, LLC	DE	NIA	Serquinox Holdings LLC	Ownership	100.000	UnitedHealth Group Incorporated		
		.00000	57-0861358				BriovaRx Infusion Services 200, Inc.	SC	NIA	Ambient Healthcare, Inc.	Ownership	100.000	UnitedHealth Group Incorporated		
		.00000	55-0802777				BriovaRx Infusion Services 201, Inc.	FL	NIA	Ambient Healthcare, Inc.	Ownership	100.000	UnitedHealth Group Incorporated		
		.00000	20-4881413				BriovaRx Infusion Services 202, Inc.	FL	NIA	Ambient Healthcare, Inc.	Ownership	100.000	UnitedHealth Group Incorporated		
		.00000	33-1012700				BriovaRx Infusion Services 203, Inc.	FL	NIA	Ambient Healthcare, Inc.	Ownership	100.000	UnitedHealth Group Incorporated		
		.00000	55-0802774				BriovaRx Infusion Services 204, Inc.	FL	NIA	Ambient Healthcare, Inc.	Ownership	100.000	UnitedHealth Group Incorporated		
		.00000	26-3738273				BriovaRx Infusion Services 205, Inc.	FL	NIA	Ambient Healthcare, Inc.	Ownership	100.000	UnitedHealth Group Incorporated		
		.00000	63-1284325				BriovaRx Infusion Services 206, Inc.	AL	NIA	Ambient Healthcare, Inc.	Ownership	100.000	UnitedHealth Group Incorporated		
		.00000	63-0964525				BriovaRx Infusion Services 207, Inc.	AL	NIA	BriovaRx Infusion Services 206, Inc.	Ownership	100.000	UnitedHealth Group Incorporated		
		.00000	20-4963945				BriovaRx Infusion Services 208, Inc.	NC	NIA	Ambient Healthcare, Inc.	Ownership	100.000	UnitedHealth Group Incorporated		
		.00000	55-0802779				BriovaRx Infusion Services 209, Inc.	GA	NIA	Ambient Healthcare, Inc.	Ownership	100.000	UnitedHealth Group Incorporated		
		.00000	75-2196224				BriovaRx Infusion Services 301, LP	OK	NIA	BriovaRx Infusion Services, Inc.	Ownership	99.950	UnitedHealth Group Incorporated		
		.00000	75-2196224				BriovaRx Infusion Services 301, LP	OK	NIA	BriovaRx Infusion Services 305, LLC	Ownership	0.050	UnitedHealth Group Incorporated		
		.00000	27-0668812				BriovaRx Infusion Services 302, LLC	NE	NIA	BriovaRx Infusion Services, Inc.	Ownership	100.000	UnitedHealth Group Incorporated		
		.00000	26-2565032				BriovaRx Infusion Services 305, LLC	DE	NIA	BriovaRx Infusion Services, Inc.	Ownership	100.000	UnitedHealth Group Incorporated		
		.00000	20-3741084				BriovaRx Infusion Services 308, LLC	AZ	NIA	SCP Specialty Infusion, LLC	Ownership	100.000	UnitedHealth Group Incorporated		
		.00000	02-0653265				BriovaRx Infusion Services 401, LLC	CA	NIA	SCP Specialty Infusion, LLC	Ownership	100.000	UnitedHealth Group Incorporated		
		.00000	26-4312858				BriovaRx Infusion Services 402, LLC	CA	NIA	SCP Specialty Infusion, LLC	Ownership	100.000	UnitedHealth Group Incorporated		
		.00000	47-0941801				BriovaRx Infusion Services 403, LLC	CA	NIA	SCP Specialty Infusion, LLC	Ownership	100.000	UnitedHealth Group Incorporated		
		.00000	93-1103256				BriovaRx Infusion Services 404, LLC	OR	NIA	SCP Specialty Infusion, LLC	Ownership	100.000	UnitedHealth Group Incorporated		
		.00000	27-3918706		0001507772		BriovaRx Infusion Services, Inc.	DE	NIA	AxelaCare, LLC	Ownership	100.000	UnitedHealth Group Incorporated		
		.00000	20-4515146				BriovaRx of California, Inc.	CA	NIA	Salveo Specialty Pharmacy, Inc.	Ownership	100.000	UnitedHealth Group Incorporated		
		.00000	11-3647935				BriovaRx of Florida, Inc.	DE	NIA	OptumRx PBM of Illinois, Inc.	Ownership	100.000	UnitedHealth Group Incorporated		
		.00000	27-1930321				BriovaRx of Georgia, LLC	AL	NIA	BriovaRx, LLC	Ownership	100.000	UnitedHealth Group Incorporated		
		.00000	46-2731176				BriovaRx of Indiana, LLC	IN	NIA	OptumRx PBM of Illinois, Inc.	Ownership	100.000	UnitedHealth Group Incorporated		
		.00000	46-2790537				BriovaRx of Louisiana, L.L.C.	LA	NIA	BriovaRx, LLC	Ownership	100.000	UnitedHealth Group Incorporated		
		.00000	01-0516051		0001601630		BriovaRx of Maine, Inc.	ME	NIA	OptumRx PBM of Illinois, Inc.	Ownership	100.000	UnitedHealth Group Incorporated		
		.00000	27-3331130				BriovaRx of Massachusetts, LLC	MA	NIA	OptumRx PBM of Illinois, Inc.	Ownership	100.000	UnitedHealth Group Incorporated		
		.00000	45-2532834				BriovaRx of Nevada, LLC	NV	NIA	OptumRx PBM of Illinois, Inc.	Ownership	100.000	UnitedHealth Group Incorporated		
		.00000	74-3103518				BriovaRx of New York, Inc.	NY	NIA	Salveo Specialty Pharmacy, Inc.	Ownership	100.000	UnitedHealth Group Incorporated		
		.00000	20-2719823				BriovaRx of Texas, Inc.	TX	NIA	BriovaRx of Florida, Inc.	Ownership	100.000	UnitedHealth Group Incorporated		
		.00000	82-4030553				BriovaRx Specialty, LLC	DE	NIA	OptumRx Administrative Services, LLC	Ownership	100.000	UnitedHealth Group Incorporated		
		.00000	55-0824381		0001601629		BriovaRx, LLC	AL	NIA	BriovaRx of Maine, Inc.	Ownership	100.000	UnitedHealth Group Incorporated		

STATEMENT AS OF SEPTEMBER 30, 2018 OF THE UnitedHealthcare Community Plan of Ohio, Inc.

SCHEDULE Y
PART 1A - DETAIL OF INSURANCE HOLDING COMPANY SYSTEM

1	2	3	4	5	6	7	8	9	10	11	12	13	14	15	16
Group Code	Group Name	NAIC Company Code	ID Number	Federal RSSD	CIK	Name of Securities Exchange if Publicly Traded (U.S. or International)	Names of Parent, Subsidiaries Or Affiliates	Domiciliary Location	Relationship to Reporting Entity	Directly Controlled by (Name of Entity/Person)	Type of Control (Ownership, Board, Management, Attorney-in-Fact, Influence, Other)	If Control is Ownership Provide Percentage	Ultimate Controlling Entity(ies)/Person(s)	Is an SCA Filing Required? (Y/N)	*
		.0000	47-4278378				Cabin Enterprises, LLC	IL	NIA	SunSurgery, LLC	Ownership	100.000	UnitedHealth Group Incorporated		
		.0000	47-4264867				Cabin Holdings, LLC	DE	NIA	Cabin Enterprises, LLC	Ownership	100.000	UnitedHealth Group Incorporated		
		.0000	61-1732160				California MedTrans Network IPA LLC	CA	NIA	California MedTrans Network MSO LLC	Ownership	100.000	UnitedHealth Group Incorporated		
		.0000	36-4780748				California MedTrans Network MSO LLC	CA	NIA	National MedTrans, LLC	Ownership	100.000	UnitedHealth Group Incorporated		
		.0000	52-1597484				Camp Hill-SCA Centers, LLC	DE	NIA	SC Affiliates, LLC	Ownership	100.000	UnitedHealth Group Incorporated		
		.0000	27-3955254				Capital City Medical Group, L.L.C.	LA	NIA	UnitedHealthcare, Inc.	Ownership	100.000	UnitedHealth Group Incorporated		
		.0000	46-1981651				Cardio Management, Inc.	DE	NIA	OrthoNet Holdings, Inc.	Ownership	100.000	UnitedHealth Group Incorporated		
		.0000	20-8375685				Care Improvement Plus Group Management, LLC	MD	NIA	XLHealth Corporation	Ownership	100.000	UnitedHealth Group Incorporated		
.0707	UnitedHealth Group Incorporated	.12558	45-4976934				Care Improvement Plus of Texas Insurance Company	TX	IA	XLHealth Corporation	Ownership	100.000	UnitedHealth Group Incorporated		
.0707	UnitedHealth Group Incorporated	.12567	20-3888112				Care Improvement Plus South Central Insurance Company	AR	IA	XLHealth Corporation	Ownership	100.000	UnitedHealth Group Incorporated		
.0707	UnitedHealth Group Incorporated	.14041	27-5038136				Care Improvement Plus Wisconsin Insurance Company	WI	IA	XLHealth Corporation	Ownership	100.000	UnitedHealth Group Incorporated		
		.0000	98-1328471				Casa de Saúde Santa Therezinha S.A.	BRA	NIA	Hospital Alvorada de Taguatinga Ltda.	Ownership	100.000	UnitedHealth Group Incorporated		
		.0000	82-5207935				Castle Rock SurgiCenter, LLC	IL	NIA	SCA-Castle Rock, LLC	Ownership	0.000	UnitedHealth Group Incorporated		1
		.0000	20-5807941				Catalyst360, LLC	DE	NIA	Optum Services, Inc.	Ownership	100.000	UnitedHealth Group Incorporated		
		.0000	98-1069737		0001600973		Catamaran S.á.r.l.	LUX	NIA	UnitedHealthcare Europe S.á.r.l.	Ownership	100.000	UnitedHealth Group Incorporated		
		.0000	27-2533497		0001498399		Cedar Park Surgery Center, LLC	TX	NIA	SCA Cedar Park Holdings, LLC	Ownership	56.600	UnitedHealth Group Incorporated		2
		.0000	98-1111491				Cemed Care - Empresa de Atendimento Clínico Geral Ltda.	BRA	NIA	Anil Assistência Médica Internacional S.A.	Ownership	100.000	UnitedHealth Group Incorporated		
		.0000	98-1111491				Cemed Care - Empresa de Atendimento Clínico Geral Ltda.	BRA	NIA	Esho - Empresa de Serviços Hospitalares S.A.	Ownership	0.000	UnitedHealth Group Incorporated		
		.0000	45-4131797				Central de Compras SpA	CHL	NIA	Inversiones Clínicas Santa María S.A.	Ownership	100.000	UnitedHealth Group Incorporated		
		.0000	45-5600514				Central Indiana Care Organization, LLC	IN	NIA	AHN Target Holdings, LLC	Ownership	100.000	UnitedHealth Group Incorporated		
		.0000	30-1080342				Central Ohio Care Organization, LLC	OH	NIA	AHN Target Holdings, LLC	Ownership	100.000	UnitedHealth Group Incorporated		
		.0000					CentrifyHealth, LLC	DE	NIA	UnitedHealth Group Incorporated	Ownership	100.000	UnitedHealth Group Incorporated		
		.0000					CentriHealth Corporation	CAN	NIA	CentrifyHealth, LLC	Ownership	100.000	UnitedHealth Group Incorporated		
		.0000					CentriHealth UK Limited	GBR	NIA	CentrifyHealth, LLC	Ownership	100.000	UnitedHealth Group Incorporated		
		.0000					Centro de Entrenamiento en Reanimación y Prevención Limitada (CERP)	CHL	NIA	Clínica Dávila y Servicios Médicos S.A.	Ownership	99.000	UnitedHealth Group Incorporated		
		.0000					Centro de Entrenamiento en Reanimación y Prevención Limitada (CERP)	CHL	NIA	Servicios Integrados de Salud Ltda.	Ownership	1.000	UnitedHealth Group Incorporated		
		.0000					Centro de Servicios Compartidos Banmédica S.A.	CHL	NIA	Banmédica S.A.	Ownership	99.900	UnitedHealth Group Incorporated		
		.0000					Centro de Servicios Compartidos Banmédica S.A.	CHL	NIA	Inversiones Clínicas Santa María S.A.	Ownership	0.100	UnitedHealth Group Incorporated		
		.0000					Centro Médico Hospitalar Pitangueiras Ltda.	BRA	NIA	Esho - Empresa de Serviços Hospitalares S.A.	Ownership	100.000	UnitedHealth Group Incorporated		
		.0000					Centro Médico Hospitalar Pitangueiras Ltda.	BRA	NIA	Hospital Alvorada de Taguatinga Ltda.	Ownership	0.001	UnitedHealth Group Incorporated		
		.0000					Centro Médico Odontológico Americano S.A.C.	PER	NIA	Pacifico S.A. Entidad Prestadora de Salud	Ownership	80.000	UnitedHealth Group Incorporated		1
		.0000	98-1310461				Centro Médico PJ Ltda.	BRA	NIA	Esho - Empresa de Serviços Hospitalares S.A.	Ownership	100.000	UnitedHealth Group Incorporated		
		.0000	98-1310461				Centro Médico PJ Ltda.	BRA	NIA	Cemed Care - Empresa de Atendimento Clínico Geral Ltda.	Ownership	0.000	UnitedHealth Group Incorporated		
		.0000					Centromed Quilpué S.A.	CHL	NIA	Administradora Médica Centromed S.A.	Ownership	93.450	UnitedHealth Group Incorporated		2
		.0000					Centros Médicos y Dentales Multimed Ltda.	CHL	NIA	Omesa S.A.	Ownership	99.990	UnitedHealth Group Incorporated		
		.0000					Centros Médicos y Dentales Multimed Ltda.	CHL	NIA	Clínica Dávila y Servicios Médicos S.A.	Ownership	0.010	UnitedHealth Group Incorporated		
		.0000	46-1454664		0001567563		Channel Islands Surgicenter Properties, LLC	CA	NIA	SCA Holding Company, Inc.	Ownership	62.743	UnitedHealth Group Incorporated		2
		.0000	82-3973199				Charleston Surgery Properties, LLC	DE	NIA	SCA-Charleston, LLC	Ownership	50.852	UnitedHealth Group Incorporated		2
		.0000	62-1262567				Charlotte-SC, LLC	DE	NIA	SC Affiliates, LLC	Ownership	100.000	UnitedHealth Group Incorporated		
		.0000	26-2389638				Childrens Surgery Center, LLC	FL	NIA	SCA-Central Florida, LLC	Ownership	50.000	UnitedHealth Group Incorporated		2
		.0000	98-1093539				ChinaGate (Hong Kong) Limited	HKG	NIA	Optum, Inc.	Ownership	100.000	UnitedHealth Group Incorporated		
		.0000	62-1510209		0000896414		Citrus Regional Surgery Center, L.P.	TN	NIA	SCA-Citrus, Inc.	Ownership	57.000	UnitedHealth Group Incorporated		2

STATEMENT AS OF SEPTEMBER 30, 2018 OF THE UnitedHealthcare Community Plan of Ohio, Inc.

SCHEDULE Y
PART 1A - DETAIL OF INSURANCE HOLDING COMPANY SYSTEM

1	2	3	4	5	6	7	8	9	10	11	12	13	14	15	16
Group Code	Group Name	NAIC Company Code	ID Number	Federal RSSD	CIK	Name of Securities Exchange if Publicly Traded (U.S. or International)	Names of Parent, Subsidiaries Or Affiliates	Domi-ciliary Location	Relation-ship to Reporting Entity	Directly Controlled by (Name of Entity/Person)	Type of Control (Ownership, Board, Management, Attorney-in-Fact, Influence, Other)	If Control is Ownership Provide Percentage	Ultimate Controlling Entity(ies)/Person(s)	Is an SCA Filing Re-quired? (Y/N)	*
		.0000					Clínica Alameda S.A.	.CHL	NIA	Vidaintegra S.A.	Ownership	99.841	UnitedHealth Group Incorporated		
		.0000					Clínica Alameda S.A.	.CHL	NIA	Saden S.A.	Ownership	0.159	UnitedHealth Group Incorporated		
		.0000					Clínica Bio Bio S.A.	.CHL	NIA	Inversiones Clínicas Santa María S.A.	Ownership	100.000	UnitedHealth Group Incorporated		
		.0000					Clínica Bio Bio S.A.	.CHL	NIA	Banmedica S.A.	Ownership	0.000	UnitedHealth Group Incorporated		
		.0000					Clínica Ciudad del Mar S.A.	.CHL	NIA	Inversiones Clínicas Santa María S.A.	Ownership	100.000	UnitedHealth Group Incorporated		
		.0000					Clínica Ciudad del Mar S.A.	.CHL	NIA	Banmedica S.A.	Ownership	0.000	UnitedHealth Group Incorporated		
		.0000					Clínica Dávila y Servicios Médicos S.A.	.CHL	NIA	Banmedica S.A.	Ownership	99.991	UnitedHealth Group Incorporated		
		.0000					Clínica Dávila y Servicios Médicos S.A.	.CHL	NIA	Clínica Santa María S.A.	Ownership	0.009	UnitedHealth Group Incorporated		
		.0000					Clínica del Country S.A.	.COL	NIA	Banmedica Internacional SpA	Ownership	50.000	UnitedHealth Group Incorporated		1
		.0000	98-1350667				Clínica Médico Cirúrgica de Santa Tecla, S.A.	.PRT	NIA	Lusladas, SGPS, S.A.	Ownership	100.000	UnitedHealth Group Incorporated		
		.0000	98-1337965				Clínica Oftalmológica Danilo de Castro Sociedade Simples	.BRA	NIA	Hospital Alvorada de Taguatinga Ltda.	Ownership	99.667	UnitedHealth Group Incorporated		
		.0000	98-1337965				Clínica Oftalmológica Danilo de Castro Sociedade Simples	.BRA	NIA	Lotten-Eyes Oftalmologia Clinica e Cirurgica Ltda.	Ownership	0.333	UnitedHealth Group Incorporated		
		.0000					Clínica San Borja (La Esperanza del Perú S.A.)	.PER	NIA	Pacifico S.A. Entidad Prestadora de Salud	Ownership	99.990	UnitedHealth Group Incorporated		1
		.0000					Clínica San Felipe S.A.	.PER	NIA	Pacifico S.A. Entidad Prestadora de Salud	Ownership	93.740	UnitedHealth Group Incorporated		1
		.0000					Clínica Sánchez Ferrer S.A.	.PER	NIA	Pacifico S.A. Entidad Prestadora de Salud	Ownership	99.990	UnitedHealth Group Incorporated		1
		.0000					Clínica Santa María S.A.	.CHL	NIA	Banmedica S.A.	Ownership	99.433	UnitedHealth Group Incorporated		2
		.0000					Clínica Vespucio S.A.	.CHL	NIA	Inversiones Clínicas Santa María S.A.	Ownership	100.000	UnitedHealth Group Incorporated		
		.0000					Clínica Vespucio S.A.	.CHL	NIA	Banmedica S.A.	Ownership	0.000	UnitedHealth Group Incorporated		
		.0000	98-1350671				CLISA – Clínica de Santo Antônio, S.A.	.PRT	NIA	Lusladas, SGPS, S.A.	Ownership	100.000	UnitedHealth Group Incorporated		
		.0000					CMD – Centro Médico de Oftalmologia S/S Ltda.	.BRA	NIA	Hospital Alvorada de Taguatinga Ltda.	Ownership	99.000	UnitedHealth Group Incorporated		
		.0000	98-1337968				CMD – Centro Médico de Oftalmologia S/S Ltda.	.BRA	NIA	Lotten-Eyes Oftalmologia Clinica e Cirurgica Ltda.	Ownership	1.000	UnitedHealth Group Incorporated		
		.0000					CMS – Central de Manipulação e Serviços Farmacêuticos S.A.	.BRA	NIA	COI – Clínicas Oncológicas Integradas S.A.	Ownership	100.000	UnitedHealth Group Incorporated		
		.0000	71-0873411				CNIC Health Solutions, Inc.	.CO	NIA	Rocky Mountain HealthCare Options, Inc.	Ownership	100.000	UnitedHealth Group Incorporated		
		.0000	56-2674371				Coachella Valley Physicians of PrimeCare, Inc.	.CA	NIA	PrimeCare Medical Network, Inc.	Ownership	100.000	UnitedHealth Group Incorporated		
		.0000			0001600967		Coalition for Advanced Pharmacy Services, Inc.	.DE	NIA	OptumRx Health Solutions, LLC	Ownership	93.266	UnitedHealth Group Incorporated		
		.0000			0001600967		Coalition for Advanced Pharmacy Services, Inc.	.DE	NIA	OptumRx PBM of Maryland, LLC	Ownership	5.341	UnitedHealth Group Incorporated		
		.0000			0001600967		Coalition for Advanced Pharmacy Services, Inc.	.DE	NIA	Optum Hospice Pharmacy Services, LLC	Ownership	1.277	UnitedHealth Group Incorporated		
		.0000			0001600967		Coalition for Advanced Pharmacy Services, Inc.	.DE	NIA	OptumRx Home Delivery of Ohio, LLC	Ownership	0.116	UnitedHealth Group Incorporated		
		.0000	98-1276040				COI – Clínicas Oncológicas Integradas S.A.	.BRA	NIA	COI Participações S.A.	Ownership	100.000	UnitedHealth Group Incorporated		
		.0000	98-1275801				COI Participações S.A.	.BRA	NIA	Esho – Empresa de Serviços Hospitalares S.A.	Ownership	89.103	UnitedHealth Group Incorporated		2
		.0000	27-2337616				Collaborative Care Holdings, LLC	.DE	NIA	OptumHealth Holdings, LLC	Ownership	100.000	UnitedHealth Group Incorporated		
		.0000	27-2337487				Collaborative Care Services, Inc.	.DE	NIA	Collaborative Care Holdings, LLC	Ownership	100.000	UnitedHealth Group Incorporated		
		.0000	45-2614005				Collaborative Realty, LLC	.NY	NIA	Collaborative Care Holdings, LLC	Ownership	100.000	UnitedHealth Group Incorporated		
		.0000			0000862852		Colmedica Medicina Prepagada	.COL	NIA	Banmedica S.A.	Ownership	76.270	UnitedHealth Group Incorporated		2
		.0000	84-1160450				Colorado Springs Surgery Center, Ltd.	.CO	NIA	SCA-Colorado Springs, LLC	Ownership	95.000	UnitedHealth Group Incorporated		2
		.0000	11-3647007				Comfort Care Transportation, LLC	.TX	NIA	WellMed Medical Management, Inc.	Ownership	100.000	UnitedHealth Group Incorporated		
		.0000			0001463787		Connecticut Surgery Center, Limited Partnership	.CT	NIA	Connecticut Surgical Center, LLC	Ownership	51.000	UnitedHealth Group Incorporated		2
		.0000	06-1592173				Connecticut Surgery Properties, LLC	.DE	NIA	Connecticut Surgical Center, LLC	Ownership	100.000	UnitedHealth Group Incorporated		
		.0000	26-1313646				Connecticut Surgical Center, LLC	.DE	NIA	Surgical Care Affiliates, LLC	Ownership	100.000	UnitedHealth Group Incorporated		
		.0000	06-1156342				Constructora e Inmobiliaria Magapoq S.A.	.CHL	NIA	Banmedica S.A.	Ownership	99.900	UnitedHealth Group Incorporated		

STATEMENT AS OF SEPTEMBER 30, 2018 OF THE UnitedHealthcare Community Plan of Ohio, Inc.

SCHEDULE Y
PART 1A - DETAIL OF INSURANCE HOLDING COMPANY SYSTEM

1	2	3	4	5	6	7	8	9	10	11	12	13	14	15	16
Group Code	Group Name	NAIC Company Code	ID Number	Federal RSSD	CIK	Name of Securities Exchange if Publicly Traded (U.S. or International)	Names of Parent, Subsidiaries Or Affiliates	Domiciliary Location	Relationship to Reporting Entity	Directly Controlled by (Name of Entity/Person)	Type of Control (Ownership, Board, Management, Attorney-in-Fact, Influence, Other)	If Control is Ownership Provide Percentage	Ultimate Controlling Entity(ies)/Person(s)	Is an SCA Filing Required? (Y/N)	*
		.0000					Constructora e Inmobiliaria Magapoq S.A.	.CHL	NIA	Inmobiliaria Apoquindo 3600 Ltda.	Ownership	0.100	UnitedHealth Group Incorporated		
		.0000	20-0231080				Consumer Wellness Solutions, Inc.	.DE	NIA	Optum Services, Inc.	Ownership	100.000	UnitedHealth Group Incorporated		
		.0000					Country Scan Ltda.	.COL	NIA	Patrimonio Autónomo Nueva Clinica - PANC.	Ownership	51.844	UnitedHealth Group Incorporated		2
		.0000	26-0080565				Cypress Care, Inc.	.DE	NIA	Healthcare Solutions, Inc.	Ownership	100.000	UnitedHealth Group Incorporated		
		.0000	63-1263704		0001421126		Danbury Surgical Center, L.P.	.HI	NIA	SCA Danbury Surgical Center, LLC	Ownership	55.400	UnitedHealth Group Incorporated		2
		.0000					Day-Op Surgery Consulting Company, LLC	.DE	NIA	ProHEALTH Medical Management, LLC	Ownership	100.000	UnitedHealth Group Incorporated		
		.0000	52-1811176				DBP Services of New York IPA, Inc.	.NY	NIA	Dental Benefit Providers, Inc.	Ownership	100.000	UnitedHealth Group Incorporated		
		.0000	52-1452809				Dental Benefit Providers of California, Inc.	.CA	IA	Dental Benefit Providers, Inc.	Ownership	100.000	UnitedHealth Group Incorporated		
.0707	UnitedHealth Group Incorporated	52053	36-4008355				Dental Benefit Providers of Illinois, Inc.	.IL	IA	Dental Benefit Providers, Inc.	Ownership	100.000	UnitedHealth Group Incorporated		
		.0000	41-2014834				Dental Benefit Providers, Inc.	.DE	NIA	United HealthCare Services, Inc.	Ownership	100.000	UnitedHealth Group Incorporated		
		.0000	82-1436601		0001707887		Derry Surgical Center, LLC	.TX	NIA	SCA-Derry, LLC	Ownership	71.000	UnitedHealth Group Incorporated		2
		.0000					Diagnóstico Ecotomográfico Centromed Ltda.	.CHL	NIA	Administradora Médica Centromed S.A.	Ownership	50.000	UnitedHealth Group Incorporated		2
		.0000					Dianóstico por Imágenes Centromed Ltda.	.CHL	NIA	Administradora Médica Centromed S.A.	Ownership	93.340	UnitedHealth Group Incorporated		
		.0000					Dianóstico por Imágenes Centromed Ltda.	.CHL	NIA	Centromed Quipué S.A.	Ownership	6.660	UnitedHealth Group Incorporated		
		.0000	98-1285762				Dilab Medicina Nuclear Ltda.	.BRA	NIA	Esho - Empresa de Serviços Hospitalares S.A.	Ownership	85.000	UnitedHealth Group Incorporated		2
		.0000	30-0238641				Distance Learning Network, Inc.	.DE	NIA	OptumHealth Holdings, LLC	Ownership	100.000	UnitedHealth Group Incorporated		
		.0000					Doctor + S.A.C.	.PER	NIA	Pacifico S.A. Entidad Prestadora de Salud	Ownership	99.990	UnitedHealth Group Incorporated		1
		.0000	82-5264853		0001439048		Dry Creek Surgery Center, LLC	.CA	NIA	SCA-DRY CREEK, LLC	Ownership	0.000	UnitedHealth Group Incorporated		1
		.0000	82-5181311				DTC Surgery Center, LLC	.DE	NIA	SCA-DTC Holdings, LLC	Ownership	0.000	UnitedHealth Group Incorporated		1
		.0000	27-2103713		0001651412		Dublin Surgery Center, LLC	.OH	NIA	SCA-Dublin, LLC	Ownership	56.000	UnitedHealth Group Incorporated		2
		.0000					Duncan Printing Services, LLC	.SC	NIA	UnitedHealthcare Insurance Company	Ownership	100.000	UnitedHealth Group Incorporated		
		.0000	59-3625966				DWIC of Tampa Bay, Inc.	.FL	NIA	MedExpress Development, LLC	Ownership	100.000	UnitedHealth Group Incorporated		
		.0000	59-3705426				E Street Endoscopy, LLC	.FL	NIA	West Coast Endoscopy Holdings, LLC	Ownership	51.000	UnitedHealth Group Incorporated		2
		.0000	95-4660712				Ear Professionals International Corporation	.DE	NIA	Speciality Benefits, LLC	Ownership	100.000	UnitedHealth Group Incorporated		
		.0000	02-0593133		0001284725		East Brunswick Surgery Center, LLC	.NJ	NIA	ASC Holdings of New Jersey, LLC	Ownership	51.000	UnitedHealth Group Incorporated		2
		.0000	71-0923682				eCode Solutions, LLC	.DE	NIA	Surgical Care Affiliates, LLC	Ownership	100.000	UnitedHealth Group Incorporated		
		.0000	84-1162764				Electronic Network Systems, Inc.	.DE	NIA	OptumInsight, Inc.	Ownership	100.000	UnitedHealth Group Incorporated		
		.0000	98-1339173				Etual Participações S.A.	.BRA	NIA	Amil Assistência Médica Internacional S.A.	Ownership	60.000	UnitedHealth Group Incorporated		
		.0000	98-1339173				Etual Participações S.A.	.BRA	NIA	Esho - Empresa de Serviços Hospitalares S.A.	Ownership	40.000	UnitedHealth Group Incorporated		
		.0000	83-1806511				Emmaus Holdings, LLC	.MI	NIA	SCA-Emmaus Holdings, LLC	Ownership	0.000	UnitedHealth Group Incorporated		1
		.0000					Empire Physician Management Company, LLC	.CA	NIA	North American Medical Management California, Inc.	Ownership	100.000	UnitedHealth Group Incorporated		
		.0000					Empremédica S. A.	.PER	NIA	Banmedica S.A.	Ownership	100.000	UnitedHealth Group Incorporated		1
		.0000	47-3495605				Endoscopy Center Affiliates, Inc.	.DE	NIA	National Surgery Centers, LLC	Ownership	100.000	UnitedHealth Group Incorporated		
		.0000					EP Campus I, LLC	.DE	NIA	UnitedHealthcare Insurance Company	Ownership	100.000	UnitedHealth Group Incorporated		
		.0000	98-1111172				Esho - Empresa de Serviços Hospitalares S.A.	.BRA	NIA	Amil Assistência Médica Internacional S.A.	Ownership	99.667	UnitedHealth Group Incorporated		5
		.0000	98-1122399				Etho - Empresa de Tecnologia Hospitalar Ltda.	.BRA	NIA	Amil Assistência Médica Internacional S.A.	Ownership	90.061	UnitedHealth Group Incorporated		2
		.0000	86-0964571				Evercare Collaborative Solutions, Inc.	.DE	NIA	Ovations, Inc.	Ownership	100.000	UnitedHealth Group Incorporated		
		.0000	98-1111239				Excellion Serviços Biomédicos Ltda.	.BRA	NIA	Esho - Empresa de Serviços Hospitalares S.A.	Ownership	100.000	UnitedHealth Group Incorporated		
		.0000	98-1111239				Excellion Serviços Biomédicos Ltda.	.BRA	NIA	Cemed Care - Empresa de Atendimento Clínico Geral Ltda.	Ownership	0.000	UnitedHealth Group Incorporated		
		.0000	11-3669765				Executive Health Resources, Inc.	.PA	NIA	OptumInsight, Inc.	Ownership	100.000	UnitedHealth Group Incorporated		
		.0000	30-0701899		0001753772		Executive Surgery Center, LLC	.TX	NIA	SCA-Houston Executive, LLC	Ownership	54.090	UnitedHealth Group Incorporated		2
		.0000	98-1259260				Exploration for Mine Clearance LLC	.IRQ	NIA	UnitedHealthcare Global Medical (UK) Limited	Ownership	100.000	UnitedHealth Group Incorporated		
		.0000	88-0223385				Family Health Care Services	.NV	NIA	Sierra Health Services, Inc.	Ownership	100.000	UnitedHealth Group Incorporated		
		.0000	88-0257036				Family Home Hospice, Inc.	.NV	NIA	Sierra Health Services, Inc.	Ownership	100.000	UnitedHealth Group Incorporated		

STATEMENT AS OF SEPTEMBER 30, 2018 OF THE UnitedHealthcare Community Plan of Ohio, Inc.

SCHEDULE Y
PART 1A - DETAIL OF INSURANCE HOLDING COMPANY SYSTEM

1	2	3	4	5	6	7	8	9	10	11	12	13	14	15	16
Group Code	Group Name	NAIC Company Code	ID Number	Federal RSSD	CIK	Name of Securities Exchange if Publicly Traded (U.S. or International)	Names of Parent, Subsidiaries Or Affiliates	Domiciliary Location	Relationship to Reporting Entity	Directly Controlled by (Name of Entity/Person)	Type of Control (Ownership, Board, Management, Attorney-in-Fact, Influence, Other)	If Control is Ownership Provide Percentage	Ultimate Controlling Entity(ies)/Person(s)	Is an SCA Filing Required? (Y/N)	*
		.00000	32-0432993				Florida MedTrans Network LLC	FL	NIA	Florida MedTrans Network MSO LLC	Ownership	100.000	UnitedHealth Group Incorporated		
		.00000	36-4778512				Florida MedTrans Network MSO LLC	FL	NIA	National MedTrans, LLC	Ownership	100.000	UnitedHealth Group Incorporated		
		.00000	35-2456267				FMG Holdings, LLC	DE	NIA	UnitedHealth Group Incorporated	Ownership	100.000	UnitedHealth Group Incorporated		
		.00000	86-0908902				For Health of Arizona, Inc.	AZ	NIA	For Health, Inc.	Ownership	100.000	UnitedHealth Group Incorporated		
		.00000	33-0766617				For Health, Inc.	DE	NIA	Inspiris, Inc.	Ownership	100.000	UnitedHealth Group Incorporated		
		.00000					Fortify Technologies Asia, LLC	PHL	NIA	Savvysherpa, LLC	Ownership	99.000	UnitedHealth Group Incorporated		1
		.00000	27-0695411				Fortify Technologies, LLC	MN	NIA	Savvysherpa, LLC	Ownership	100.000	UnitedHealth Group Incorporated		
		.00000	20-3412606				Franklin Surgical Center, LLC	NJ	NIA	SCA-Franklin, LLC	Ownership	54.270	UnitedHealth Group Incorporated		2
		.00000	82-3453993				Freeway Surgicenter of Houston, LLC	TX	NIA	SCA-Freeway Holdings, LLC	Ownership	59.322	UnitedHealth Group Incorporated		2
		.00000					UnitedHealthcare Global Medical (UK) Limited			UnitedHealthcare Global Medical (UK) Limited	Ownership	99.000	UnitedHealth Group Incorporated		
		.00000	98-1172769				Frontier Medex Tanzania Limited	TZA	NIA	FrontierMEDEX Limited	Ownership	1.000	UnitedHealth Group Incorporated		
		.00000	98-1172769				Frontier Medex Tanzania Limited	TZA	NIA	FrontierMEDEX Limited	Ownership	1.000	UnitedHealth Group Incorporated		
		.00000	68-0679514				FrontierMEDEX (RMS), Inc.	DE	NIA	FMG Holdings, LLC	Ownership	100.000	UnitedHealth Group Incorporated		
		.00000	45-5339512				FrontierMEDEX Government Services, LLC	DE	NIA	FMG Holdings, LLC	Ownership	100.000	UnitedHealth Group Incorporated		
		.00000					UnitedHealthcare Global Medical (UK) Limited			UnitedHealthcare Global Medical (UK) Limited	Ownership	99.900	UnitedHealth Group Incorporated		
		.00000	98-1147103				FrontierMEDEX Kenya Limited	KEN	NIA	UnitedHealthcare International I B.V.	Ownership	0.100	UnitedHealth Group Incorporated		
		.00000	98-1147103				FrontierMEDEX Kenya Limited	KEN	NIA	UnitedHealthcare Global Medical (UK) Limited	Ownership	100.000	UnitedHealth Group Incorporated		
		.00000	98-1101521				FrontierMEDEX Limited	IRQ	NIA	FMG Holdings, LLC	Ownership	100.000	UnitedHealth Group Incorporated		
		.00000	33-1219808				FrontierMEDEX US, Inc.	DE	NIA	FrontierMEDEX US, Inc.	Ownership	100.000	UnitedHealth Group Incorporated		
		.00000	52-2230470				FrontierMEDEX, Inc.	MN	NIA	Banmedica S.A.	Ownership	100.000	UnitedHealth Group Incorporated		
		.00000					Fundación Banmedica	CHL	NIA	SC Affiliates, LLC	Ownership	100.000	UnitedHealth Group Incorporated		
		.00000	63-0833765				Gadsden Surgery Center, LLC	DE	NIA	Gadsden Surgery Center, LLC	Ownership	51.000	UnitedHealth Group Incorporated		2
		.00000	62-1488653				Gadsden Surgery Center, Ltd.	AL	NIA	SCA-Northeast Georgia Health, LLC	Ownership	87.000	UnitedHealth Group Incorporated		2
		.00000	62-1600268		0000941125		Gainesville Surgery Center, L.P.	TN	NIA	Gainesville Surgery Center, L.P.	Ownership	100.000	UnitedHealth Group Incorporated		
		.00000					Gainesville Surgery Properties, LLC	NH	NIA	Specialized Pharmaceuticals, Inc.	Ownership	100.000	UnitedHealth Group Incorporated		
		.00000	27-0556097				Genoa Healthcare LLC	PA	NIA	OptumRx Holdings, LLC	Ownership	100.000	UnitedHealth Group Incorporated		
		.00000	47-3851949				Genoa Healthcare, Inc.	DE	NIA	Genoa Healthcare LLC	Ownership	100.000	UnitedHealth Group Incorporated		
		.00000	20-5009764				Genoa of Arkansas, LLC	AR	NIA	Genoa Healthcare LLC	Ownership	100.000	UnitedHealth Group Incorporated		
		.00000	38-4034308				Genoa Technology, Inc.	DE	NIA	Genoa Healthcare LLC	Ownership	100.000	UnitedHealth Group Incorporated		
		.00000	45-3010132				Genoa Telepsychiatry, Inc.	DE	NIA	Genoa Healthcare LLC	Ownership	100.000	UnitedHealth Group Incorporated		
		.00000	81-4703295				Genoa, CoL Wholesale, LLC	DE	NIA	Golden Rule Financial Corporation	Ownership	100.000	UnitedHealth Group Incorporated		
		.00000	37-0920164				gethealthinsurance.com Agency Inc.	IN	NIA	Glenwood-SC, Inc.	Ownership	53.170	UnitedHealth Group Incorporated		2
		.00000	33-0595220		0001072414		Glenwood Surgical Center, L.P.	CO	NIA	SC Affiliates, LLC	Ownership	100.000	UnitedHealth Group Incorporated		
		.00000	62-1601450				Glenwood-SC, Inc.	TN	NIA	Collaborative Care Holdings, LLC	Ownership	100.000	UnitedHealth Group Incorporated		
		.00000	20-3420886				Golden Outlook, Inc.	CA	NIA	UnitedHealth Group Incorporated	Ownership	100.000	UnitedHealth Group Incorporated		
		.00000	37-0855360				Golden Rule Financial Corporation	DE	NIA	Golden Rule Financial Corporation	Ownership	100.000	UnitedHealth Group Incorporated		
.0707	UnitedHealth Group Incorporated	.62286	37-6028756	3057283			Golden Rule Insurance Company	IN	IA	Surgery Centers-West Holdings, LLC	Ownership	71.000	UnitedHealth Group Incorporated		2
		.00000	33-0529450		0001342654		Golden Triangle Surgicenter, L.P.	CA	NIA	SCA-Grants Pass, LLC	Ownership	51.000	UnitedHealth Group Incorporated		2
		.00000	93-1237063				GRANTS PASS SURGERY CENTER, LLC	NJ	NIA	SCA-Palm Beach MSO Holdings, LLC	Ownership	0.000	UnitedHealth Group Incorporated		1
		.00000					Greater Hartford ASC, LLC	FL	NIA	SCA-Grove Place, LLC	Ownership	52.580	UnitedHealth Group Incorporated		2
		.00000	01-0619096		0001749938		Grove Place Surgery Center, L.L.C.	FL	NIA	UnitedHealth Group Incorporated	Ownership	100.000	UnitedHealth Group Incorporated		
		.00000	98-0213198				H&W Indemnity (SPC), Ltd.	CYM	NIA	Health Inventures, LLC	Ownership	100.000	UnitedHealth Group Incorporated		
		.00000	26-1227494				H.I. Investments Holding Company, LLC	DE	NIA	Health Inventures, LLC	Ownership	100.000	UnitedHealth Group Incorporated		
.0707	UnitedHealth Group Incorporated	.79480	35-1279304				Harken Health Insurance Company	WI	IA	UnitedHealthcare, Inc.	Ownership	100.000	UnitedHealth Group Incorporated		
		.00000	20-5944768				Health Inventures Employment Solutions, LLC	DE	NIA	Health Inventures, LLC	Ownership	100.000	UnitedHealth Group Incorporated		
		.00000	04-3723090				Health Inventures, LLC	DE	NIA	SC Affiliates, LLC	Ownership	100.000	UnitedHealth Group Incorporated		
		.00000	98-0153069				Health Net Services (Cayman) PIC	CYM	NIA	Oxford Health Plans LLC	Ownership	100.000	UnitedHealth Group Incorporated		
.0707	UnitedHealth Group Incorporated	.96342	88-0201035				Health Plan of Nevada, Inc.	NV	IA	Sierra Health Services, Inc.	Ownership	100.000	UnitedHealth Group Incorporated		
		.00000	95-4763349				HealthAllies, Inc.	DE	NIA	OptumHealth Holdings, LLC	Ownership	100.000	UnitedHealth Group Incorporated		
		.00000	77-0693060				Healthcare Solutions, Inc.	DE	NIA	OptumRx Administrative Services, LLC	Ownership	100.000	UnitedHealth Group Incorporated		
		.00000					HealthFirst IPA, Inc.	CO	NIA	New West Physicians, Inc.	Ownership	100.000	UnitedHealth Group Incorporated		
		.00000					Help S.A.	CHL	NIA	Banmedica S.A.	Ownership	100.000	UnitedHealth Group Incorporated		
		.00000					Help S.A.	CHL	NIA	Saden S.A.	Ownership	0.000	UnitedHealth Group Incorporated		

SCHEDULE Y
PART 1A - DETAIL OF INSURANCE HOLDING COMPANY SYSTEM

1	2	3	4	5	6	7	8	9	10	11	12	13	14	15	16
Group Code	Group Name	NAIC Company Code	ID Number	Federal RSSD	CIK	Name of Securities Exchange if Publicly Traded (U.S. or International)	Names of Parent, Subsidiaries Or Affiliates	Domi-ciliary Location	Relation-ship to Reporting Entity	Directly Controlled by (Name of Entity/Person)	Type of Control (Ownership, Board, Management, Attorney-in-Fact, Influence, Other)	If Control is Ownership Provide Percentage	Ultimate Controlling Entity(ies)/Person(s)	Is an SCA Filing Re-quired? (Y/N)	*
		.00000					Help Service S.A.	.CHL	NIA	Banmedica S.A.	Ownership	100.000	UnitedHealth Group Incorporated		
		.00000					Help Service S.A.	.CHL	NIA	Saden S.A.	Ownership	0.000	UnitedHealth Group Incorporated		
		.00000	84-1472832				Highlands Ranch Healthcare, LLC	.CO	NIA	Urgent Care MSO, LLC	Ownership	100.000	UnitedHealth Group Incorporated		
		.00000					Home Medical S.A.	.CHL	NIA	Help S.A.	Ownership	99.998	UnitedHealth Group Incorporated		
		.00000					Home Medical S.A.	.CHL	NIA	Saden S.A.	Ownership	0.002	UnitedHealth Group Incorporated		
		.00000	20-8910978				Hospice Inspiris Holdings, Inc.	.TN	NIA	Inspiris, Inc.	Ownership	100.000	UnitedHealth Group Incorporated		
		.00000	98-1286038				Hospitais Associados de Pernambuco Ltda.	.BRA	NIA	Esho – Empresa de Serviços Hospitalares S.A.	Ownership	90.000	UnitedHealth Group Incorporated		2
		.00000	98-1111920				Hospital Alvorada de Taguatinga Ltda.	.BRA	NIA	Amil Assistência Médica Internacional S.A.	Ownership	85.040	UnitedHealth Group Incorporated		
		.00000	98-1111920				Hospital Alvorada de Taguatinga Ltda.	.BRA	NIA	Bosque Medical Center Ltda.	Ownership	9.900	UnitedHealth Group Incorporated		
		.00000	98-1111920				Hospital Alvorada de Taguatinga Ltda.	.BRA	NIA	Hospital Samaritano de São Paulo Ltda.	Ownership	5.060	UnitedHealth Group Incorporated		
		.00000	98-1389272				Hospital Ana Costa S.A.	.BRA	NIA	Plano de Saúde Ana Costa Ltda.	Ownership	57.412	UnitedHealth Group Incorporated		2
		.00000	98-1389272				Hospital Ana Costa S.A.	.BRA	NIA	Hospital Alvorada de Taguatinga Ltda.	Ownership	33.369	UnitedHealth Group Incorporated		2
		.00000	98-1310065				Hospital de Clínicas de Jacarepaguá Ltda.	.BRA	NIA	Esho – Empresa de Serviços Hospitalares S.A.	Ownership	100.000	UnitedHealth Group Incorporated		
		.00000	98-1310065				Hospital de Clínicas de Jacarepaguá Ltda.	.BRA	NIA	Cemed Care – Empresa de Atendimento Clínico Geral Ltda.	Ownership	0.000	UnitedHealth Group Incorporated		
		.00000	98-1328324				Hospital Samaritano de São Paulo Ltda.	.BRA	NIA	Esho – Empresa de Serviços Hospitalares S.A.	Ownership	100.000	UnitedHealth Group Incorporated		
		.00000	98-1328324				Hospital Samaritano de São Paulo Ltda.	.BRA	NIA	Amico Saúde Ltda.	Ownership	0.000	UnitedHealth Group Incorporated		
		.00000	98-1332673				Hospital Santa Helena S.A.	.BRA	NIA	Elual Participações S.A.	Ownership	65.210	UnitedHealth Group Incorporated		2
		.00000	98-1332673				Hospital Santa Helena S.A.	.BRA	NIA	Esho – Empresa de Serviços Hospitalares S.A.	Ownership	33.600	UnitedHealth Group Incorporated		2
		.00000	26-2912304		0001441730		Humedica, Inc.	.DE	NIA	United HealthCare Services, Inc.	Ownership	100.000	UnitedHealth Group Incorporated		
		.00000	36-4331825				Hygeia Corporation	.DE	NIA	UnitedHealth International, Inc.	Ownership	100.000	UnitedHealth Group Incorporated		
		.00000	98-1106075				Hygeia Corporation	.CAN	NIA	UnitedHealth Group International L.P.	Ownership	100.000	UnitedHealth Group Incorporated		
		.00000	82-1341098				Illinois Independent Care Network	.CA	NIA	Surgical Care Affiliates, LLC	Ownership	100.000	UnitedHealth Group Incorporated		
		.00000	98-1122694				Imed Star – Serviços de Desempenho Organizacional Ltda.	.BRA	NIA	Optum Health & Technology Serviços do Brasil Ltda.	Ownership	100.000	UnitedHealth Group Incorporated		
		.00000	98-1122694				Imed Star – Serviços de Desempenho Organizacional Ltda.	.BRA	NIA	UHG Brasil Participações S.A.	Ownership	0.000	UnitedHealth Group Incorporated		
		.00000	20-4351923				Impel Consulting Experts, L.L.C.	.TX	NIA	Impel Management Services, L.L.C.	Ownership	100.000	UnitedHealth Group Incorporated		
		.00000	75-2574317				Impel Management Services, L.L.C.	.TX	NIA	USMD Holdings, Inc.	Ownership	100.000	UnitedHealth Group Incorporated		
		.00000	62-1484043		0001421721		Indian River Surgery Center, Ltd.	.FL	NIA	Surgery Center of Vero Beach, Inc.	Ownership	99.000	UnitedHealth Group Incorporated		2
		.00000	26-0711388				Indian River Surgery Properties, LLC	.FL	NIA	Surgery Center of Vero Beach, Inc.	Ownership	100.000	UnitedHealth Group Incorporated		
		.00000	45-4132005				Indiana Care Organization, LLC	.IN	NIA	AHN Target Holdings, LLC	Ownership	100.000	UnitedHealth Group Incorporated		
		.00000	62-1641102				Ingram & Associates, LLC	.TN	NIA	Optum360, LLC	Ownership	100.000	UnitedHealth Group Incorporated		
		.00000					Imobiliária Apoquindo 3001 S.A.	.CHL	NIA	Imobiliária Apoquindo S.A.	Ownership	99.999	UnitedHealth Group Incorporated		
		.00000					Imobiliária Apoquindo 3001 S.A.	.CHL	NIA	Vida Tres Internacional S.A.	Ownership	0.001	UnitedHealth Group Incorporated		
		.00000					Imobiliária Apoquindo 3600 Ltda.	.CHL	NIA	Banmedica S.A.	Ownership	99.700	UnitedHealth Group Incorporated		
		.00000					Imobiliária Apoquindo 3600 Ltda.	.CHL	NIA	Imobiliária Apoquindo 3001 S.A.	Ownership	0.300	UnitedHealth Group Incorporated		
		.00000					Imobiliária Apoquindo S.A.	.CHL	NIA	Banmedica S.A.	Ownership	100.000	UnitedHealth Group Incorporated		
		.00000					Imobiliária Apoquindo S.A.	.CHL	NIA	Saden S.A.	Ownership	0.000	UnitedHealth Group Incorporated		
		.00000					Imobiliária Clínica Santa María S.A.	.CHL	NIA	Banmedica S.A.	Ownership	99.433	UnitedHealth Group Incorporated		2
		.00000					Imobiliária e Inversiones Alameda S.A.	.CHL	NIA	Banmedica S.A.	Ownership	99.980	UnitedHealth Group Incorporated		
		.00000					Imobiliária e Inversiones Alameda S.A.	.CHL	NIA	Saden S.A.	Ownership	0.020	UnitedHealth Group Incorporated		
		.00000					Imobiliária Viñamed Ltda.	.CHL	NIA	Administradora Médica Centromed S.A.	Ownership	99.900	UnitedHealth Group Incorporated		2
		.00000	47-5640889				INOV8 Surgical at Memorial City, LLC	.OR	NIA	Memorial City Partners, LLC	Ownership	100.000	UnitedHealth Group Incorporated		
		.00000	88-0482274				inPharmative, Inc.	.NV	NIA	OptumRx Health Solutions, LLC	Ownership	100.000	UnitedHealth Group Incorporated		
		.00000	13-4138668				INSPIRIS of New York IPA, Inc.	.NY	NIA	Inspiris, Inc.	Ownership	100.000	UnitedHealth Group Incorporated		
		.00000	13-4138665				INSPIRIS of New York Management, Inc.	.NY	NIA	Inspiris, Inc.	Ownership	100.000	UnitedHealth Group Incorporated		
		.00000	26-2885572				INSPIRIS of Texas Physician Group	.TX	NIA	Optum Care Services Company	Ownership	100.000	UnitedHealth Group Incorporated		
		.00000	33-0766366				Inspiris, Inc.	.DE	NIA	Collaborative Care Holdings, LLC	Ownership	100.000	UnitedHealth Group Incorporated		

SCHEDULE Y

PART 1A - DETAIL OF INSURANCE HOLDING COMPANY SYSTEM

1	2	3	4	5	6	7	8	9	10	11	12	13	14	15	16
Group Code	Group Name	NAIC Company Code	ID Number	Federal RSSD	CIK	Name of Securities Exchange if Publicly Traded (U.S. or International)	Names of Parent, Subsidiaries Or Affiliates	Domiciliary Location	Relationship to Reporting Entity	Directly Controlled by (Name of Entity/Person)	Type of Control (Ownership, Board, Management, Attorney-in-Fact, Influence, Other)	If Control is Ownership Provide Percentage	Ultimate Controlling Entity(ies)/Person(s)	Is an SCA Filing Required? (Y/N)	*
		.0000					Inversiones Clínicas Santa María S.A.	.CHL	NIA	Banmédica S.A.	Ownership	100.000	UnitedHealth Group Incorporated		
		.0000					Inversiones Clínicas Santa María S.A.	.CHL	NIA	Clínica Dávila y Servicios Médicos S.A.	Ownership	0.000	UnitedHealth Group Incorporated		
		.0000					Isapre Banmédica S.A.	.CHL	NIA	Banmédica S.A.	Ownership	100.000	UnitedHealth Group Incorporated		
		.0000					Isapre Banmédica S.A.	.CHL	NIA	Clínica Dávila y Servicios Médicos S.A.	Ownership	0.000	UnitedHealth Group Incorporated		
		.0000					Isapre Vida Tres S.A.	.CHL	NIA	Banmédica S.A.	Ownership	100.000	UnitedHealth Group Incorporated		
		.0000	20-5337793				Isapre Vida Tres S.A.	.CHL	NIA	Clínica Dávila y Servicios Médicos S.A.	Ownership	0.000	UnitedHealth Group Incorporated		
		.0000	20-5337793				Johnston Surgicare, L.P.	.CT	NIA	Blackstone Valley Surgicare GP, LLC	Ownership	99.000	UnitedHealth Group Incorporated		
		.0000	74-2544709		0001141488		Johnston Surgicare, L.P.	.CT	NIA	Surgery Center Holding, LLC	Ownership	1.000	UnitedHealth Group Incorporated		
		.0000					Joliet Surgery Center Limited Partnership	.NC	NIA	Surgicare of Joliet, Inc.	Ownership	54.031	UnitedHealth Group Incorporated		2
		.0000					Laboratorio ROE S.A.	.PER	NIA	Pacífico S.A. Entidad Prestadora de Salud	Ownership	99.990	UnitedHealth Group Incorporated		1
		.0000					Laboratorios Médicos Amed Quilpué S.A.	.CHL	NIA	Centromed Quilpué S.A.	Ownership	99.900	UnitedHealth Group Incorporated		2
		.0000	81-4465348				Liberty Anesthesia Services, LLC	.MI	NIA	Winchester Endoscopy, LLC	Ownership	51.000	UnitedHealth Group Incorporated		2
		.0000	32-0409538				Lifeprint Accountable Care Organization, LLC	.DE	NIA	Collaborative Care Holdings, LLC	Ownership	100.000	UnitedHealth Group Incorporated		
		.0000	45-3143218				Lifeprint East, Inc.	.DE	NIA	Collaborative Care Holdings, LLC	Ownership	100.000	UnitedHealth Group Incorporated		
		.0000	27-2309024				LifePrint Health, Inc.	.DE	NIA	Collaborative Care Holdings, LLC	Ownership	100.000	UnitedHealth Group Incorporated		
		.0000	39-1974851				Logistics Health, Inc.	.WI	NIA	OptumHealth Holdings, LLC	Ownership	100.000	UnitedHealth Group Incorporated		
		.0000	98-1337963				Lotten-Eyes Oftalmologia Clinica e Cirurgica Ltda.	.BRA	NIA	Hospital Alvorada de Taguatinga Ltda.	Ownership	100.000	UnitedHealth Group Incorporated		
		.0000	98-1337963				Lotten-Eyes Oftalmologia Clinica e Cirurgica Ltda.	.BRA	NIA	Esho - Empresa de Serviços Hospitalares S.A.	Ownership	0.000	UnitedHealth Group Incorporated		
		.0000	62-1179566		0001396989		Louisville S.C., Ltd.	.KY	NIA	Surgery Center of Louisville, LLC	Ownership	51.000	UnitedHealth Group Incorporated		2
		.0000	62-1179538				Louisville-SC Properties, Inc.	.KY	NIA	SC Affiliates, LLC	Ownership	100.000	UnitedHealth Group Incorporated		
		.0000	36-4119519		0001463998		Loyola Ambulatory Surgery Center at Oakbrook, Inc.	.IL	NIA	ASC Network, LLC	Ownership	100.000	UnitedHealth Group Incorporated		
		.0000	98-1137620				Lusiadas - Parcerias Cascais, S.A.	.PRT	NIA	Lusiadas, SGPS, S.A.	Ownership	100.000	UnitedHealth Group Incorporated		
		.0000	98-1139095				Lusiadas A.C.E.	.PRT	NIA	Lusiadas, SGPS, S.A.	Ownership	55.000	UnitedHealth Group Incorporated		
		.0000	98-1139095				Lusiadas A.C.E.	.PRT	NIA	Lusiadas, S.A.	Ownership	20.000	UnitedHealth Group Incorporated		
		.0000	98-1139095				Lusiadas A.C.E.	.PRT	NIA	CLISA - Clínica de Santo António, S.A.	Ownership	10.000	UnitedHealth Group Incorporated		
		.0000	98-1139095				Lusiadas A.C.E.	.PRT	NIA	Lusiadas - Parcerias Cascais, S.A.	Ownership	10.000	UnitedHealth Group Incorporated		
		.0000	98-1139095				Lusiadas A.C.E.	.PRT	NIA	Clínica Médico Cirúrgica de Santa Tecla, S.A.	Ownership	5.000	UnitedHealth Group Incorporated		
		.0000	98-1139089				Lusiadas, S.A.	.PRT	NIA	Lusiadas, SGPS, S.A.	Ownership	100.000	UnitedHealth Group Incorporated		
		.0000	98-1138570				Lusiadas, SGPS, S.A.	.PRT	NIA	Amil International	Ownership	100.000	UnitedHealth Group Incorporated		
		.0000	52-2129787				MANSI Insurance Resources, LLC	.MD	NIA	OneNet PPO, LLC	Ownership	100.000	UnitedHealth Group Incorporated		
.0707	UnitedHealth Group Incorporated	.60321	52-1803283				MANSI Life and Health Insurance Company	.MD	.IA	United HealthCare Services, Inc.	Ownership	100.000	UnitedHealth Group Incorporated		
		.0000	14-1782475				Managed Physical Network, Inc.	.NY	NIA	OptumHealth Care Solutions, LLC	Ownership	100.000	UnitedHealth Group Incorporated		
		.0000	20-2880404				March Holdings, Inc.	.CA	NIA	Specialty Benefits, LLC	Ownership	100.000	UnitedHealth Group Incorporated		
		.0000	20-3042852				March Vision Care, Inc.	.CA	NIA	March Holdings, Inc.	Ownership	100.000	UnitedHealth Group Incorporated		
		.0000	26-2601943				Marin Surgery Holdings, Inc.	.DE	NIA	SC Affiliates, LLC	Ownership	100.000	UnitedHealth Group Incorporated		
		.0000	52-1456812				Maryland Ambulatory Centers	.MD	NIA	Maryland-SCA Centers, LLC	Ownership	50.000	UnitedHealth Group Incorporated		2
		.0000	52-1401791				Maryland-SCA Centers, LLC	.DE	NIA	SC Affiliates, LLC	Ownership	100.000	UnitedHealth Group Incorporated		
		.0000					Massachusetts Assurance Co., Ltd.	.CVM	NIA	Collaborative Care Holdings, LLC	Ownership	100.000	UnitedHealth Group Incorporated		
		.0000	20-0815305				Massachusetts Avenue Surgery Center, LLC	.IN	NIA	SCA-Bethesda, LLC	Ownership	56.690	UnitedHealth Group Incorporated		2
		.0000	62-1600267		0000933285		McKenzie Surgery Center, L.P.	.TN	NIA	SCA-Eugene, Inc.	Ownership	92.000	UnitedHealth Group Incorporated		2
		.0000	42-1741594				MD Ops, Inc.	.CA	NIA	North American Medical Management California, Inc.	Ownership	100.000	UnitedHealth Group Incorporated		
.0707	UnitedHealth Group Incorporated	.96310	52-1169135				MD-Individual Practice Association, Inc.	.MD	.IA	United HealthCare Services, Inc.	Ownership	100.000	UnitedHealth Group Incorporated		
		.0000	83-1183650				ME AHS UC LLC	.DE	NIA	Urgent Care MSO, LLC	Ownership	70.000	UnitedHealth Group Incorporated		2
		.0000	98-1286220				Medalliance Net Ltda.	.BRA	NIA	Optum Health & Technology Serviços do Brasil Ltda.	Ownership	100.000	UnitedHealth Group Incorporated		
		.0000	98-1286220				Medalliance Net Ltda.	.BRA	NIA	UHG Brasil Participações S.A.	Ownership	0.000	UnitedHealth Group Incorporated		
		.0000	52-2178531				MEDEX Insurance Services, Inc.	.MD	NIA	FrontierMEDEX, Inc.	Ownership	100.000	UnitedHealth Group Incorporated		
		.0000	20-3824377				MedExpress Development, LLC	.FL	NIA	Urgent Care MSO, LLC	Ownership	100.000	UnitedHealth Group Incorporated		

SCHEDULE Y
PART 1A - DETAIL OF INSURANCE HOLDING COMPANY SYSTEM

1	2	3	4	5	6	7	8	9	10	11	12	13	14	15	16
Group Code	Group Name	NAIC Company Code	ID Number	Federal RSSD	CIK	Name of Securities Exchange if Publicly Traded (U.S. or International)	Names of Parent, Subsidiaries Or Affiliates	Domiciliary Location	Relationship to Reporting Entity	Directly Controlled by (Name of Entity/Person)	Type of Control (Ownership, Board, Management, Attorney-in-Fact, Influence, Other)	If Control is Ownership Provide Percentage	Ultimate Controlling Entity(ies)/Person(s)	Is an SCA Filing Required? (Y/N)	*
		.00000	32-0533926				MedExpress Urgent Care Alabama, LLC	AL	NIA	Urgent Care Holdings, Inc.	Ownership	100.000	UnitedHealth Group Incorporated		
		.00000	82-1719888				MedExpress Urgent Care Maine, Inc.	ME	NIA	Urgent Care Holdings, Inc.	Ownership	100.000	UnitedHealth Group Incorporated		
		.00000	82-0631738				MedExpress Urgent Care New Hampshire, Inc.	NH	NIA	Urgent Care Holdings, Inc.	Ownership	100.000	UnitedHealth Group Incorporated		
		.00000	20-2545363				MedExpress Urgent Care of Boynton Beach, LLC	FL	NIA	MedExpress Development, LLC	Ownership	100.000	UnitedHealth Group Incorporated		
		.00000					MedExpress Urgent Care, Inc. - Ohio	OH	NIA	Urgent Care Holdings, Inc.	Ownership	100.000	UnitedHealth Group Incorporated		
.0707	UnitedHealth Group Incorporated	.12756	20-3391186				Medica Health Plans of Florida, Inc.	FL	IA	United HealthCare Services, Inc.	Ownership	100.000	UnitedHealth Group Incorporated		
.0707	UnitedHealth Group Incorporated	.12155	01-0788576				Medica HealthCare Plans, Inc.	FL	IA	United HealthCare Services, Inc.	Ownership	100.000	UnitedHealth Group Incorporated		
		.00000	75-2566987				Medical Clinic of North Texas PLLC	TX	NIA	USMD Affiliated Services	Ownership	100.000	UnitedHealth Group Incorporated		
		.00000					Medical Hilfe S.A.	CHL	NIA	Home Medical S.A.	Ownership	100.000	UnitedHealth Group Incorporated		
		.00000					Medical Hilfe S.A.	CHL	NIA	Saden S.A.	Ownership	0.000	UnitedHealth Group Incorporated		
		.00000	26-0636717				Medical Surgical Centers of America, Inc.	DE	NIA	ASC Network, LLC	Ownership	100.000	UnitedHealth Group Incorporated		
		.00000	32-0037402				Medical Transportation Services, LLC	FL	NIA	United HealthCare Services, Inc.	Ownership	100.000	UnitedHealth Group Incorporated		
		.00000	75-2515691		0001012564		MedSynergies, LLC	DE	NIA	Mustang Razorback Holdings, Inc.	Ownership	100.000	UnitedHealth Group Incorporated		
		.00000	58-2101921		0000933985		Melbourne Surgery Center, LLC	GA	NIA	Surgical Care Partners of Melbourne, LLC	Ownership	100.000	UnitedHealth Group Incorporated		
		.00000	82-4964787				Memorial City Holdings, LLC	TX	NIA	SCA-Memorial City, LLC	Ownership	51.000	UnitedHealth Group Incorporated		2
		.00000	82-3689933				Memorial City Partners, LLC	RI	NIA	Memorial City Holdings, LLC	Ownership	51.000	UnitedHealth Group Incorporated		2
		.00000	62-1590322				Memphis-SC, LLC	TN	NIA	SCA-Shelby Development Corp.	Ownership	100.000	UnitedHealth Group Incorporated		
		.00000	62-1590324				Memphis-SP, LLC	TN	NIA	Shelby Surgery Properties, Inc.	Ownership	100.000	UnitedHealth Group Incorporated		
		.00000	52-2303928		0001164600		Metropolitan Medical Partners, LLC	MD	NIA	SCA-Chevy Chase, LLC	Ownership	60.830	UnitedHealth Group Incorporated		2
							Metropolitan Medical Transportation IPA, LLC								
		.00000	20-8998927					NY	NIA	National MedTrans, LLC	Ownership	100.000	UnitedHealth Group Incorporated		
		.00000	27-2252446				MHC Real Estate Holdings, LLC	CA	NIA	Monarch Management Services, Inc.	Ownership	100.000	UnitedHealth Group Incorporated		
		.00000	36-4600281		0001737034		MIAMI SURGERY CENTER, LLC	DE	NIA	SCA-Doral, LLC	Ownership	50.180	UnitedHealth Group Incorporated		2
		.00000	20-8103522		0001716686		Midwest Center for Day Surgery, LLC	IL	NIA	Advocate-SCA Partners, LLC	Ownership	53.130	UnitedHealth Group Incorporated		2
		.00000	83-0543458				Mile High SurgiCenter, LLC	CO	NIA	SCA-Mile High Holdings, LLC	Ownership	55.000	UnitedHealth Group Incorporated		2
		.00000	27-2439806				Mississippi Surgery Holdings, LLC	DE	NIA	SCA Surgery Holdings, LLC	Ownership	100.000	UnitedHealth Group Incorporated		
							Mississippi Surgical Center Limited Partnership	DE	NIA	Mississippi Surgery Holdings, LLC	Ownership	100.000	UnitedHealth Group Incorporated		
		.00000	27-2439806		0001182668		Modern Medical, Inc.	OH	NIA	Healthcare Solutions, Inc.	Ownership	100.000	UnitedHealth Group Incorporated		
		.00000	46-3949765				MN Waypoint Sports Physical Therapy, Inc.	OH	NIA	Orthology, Inc.	Ownership	100.000	UnitedHealth Group Incorporated		
		.00000	31-1191553				Monarch Management Services, Inc.	OH	NIA	Collaborative Care Holdings, LLC	Ownership	100.000	UnitedHealth Group Incorporated		
		.00000	45-3142852				Montgomery Surgery Center Limited Partnership	CA	NIA	Maryland Ambulatory Centers	Ownership	77.000	UnitedHealth Group Incorporated		2
		.00000	52-1401868		0001459069		MSLA Management LLC	DE	NIA	Logistics Health, Inc.	Ownership	100.000	UnitedHealth Group Incorporated		
		.00000	81-1633765				Mt. Pleasant Surgery Center, L.P.	TN	NIA	SCA-Mt. Pleasant, LLC	Ownership	98.000	UnitedHealth Group Incorporated		2
										Esho - Empresa de Serviços Hospitalares S.A.	Ownership	83.000	UnitedHealth Group Incorporated		2
		.00000	98-1285432				Multiangio Ltda.	BRA	NIA	Surgery Center of Muskogee, LLC	Ownership	100.000	UnitedHealth Group Incorporated		
		.00000	20-4209261				Muskogee Surgical Investors, LLC	DE	NIA	OptumInsight, Inc.	Ownership	100.000	UnitedHealth Group Incorporated		
		.00000	47-1935798				Mustang Razorback Holdings, Inc.	DE	NIA	OptumHealth Care Solutions, LLC	Ownership	100.000	UnitedHealth Group Incorporated		
		.00000	26-2564744				My Wellness Solutions, LLC	DE	NIA	Aveta Inc.	Ownership	100.000	UnitedHealth Group Incorporated		
		.00000	20-3236839				NAMM Holdings, Inc.	DE	NIA	SC Affiliates, LLC	Ownership	100.000	UnitedHealth Group Incorporated		
		.00000	62-1468431				Nashville-SCA Surgery Centers, Inc.	TN	NIA	Specialty Benefits, LLC	Ownership	100.000	UnitedHealth Group Incorporated		
		.00000	47-2336925				National MedTrans, LLC	NY	NIA	Dental Benefit Providers, Inc.	Ownership	100.000	UnitedHealth Group Incorporated		
.0707	UnitedHealth Group Incorporated	.95251	76-0196559				National Pacific Dental, Inc.	TX	IA	Surgical Care Affiliates, LLC	Ownership	100.000	UnitedHealth Group Incorporated		
		.00000	36-3549627				National Surgery Centers, LLC	DE	NIA	National Surgery Centers, LLC	Ownership	100.000	UnitedHealth Group Incorporated		
		.00000	68-0293690				National Surgery Centers-Santa Monica, LLC	DE	NIA	UnitedHealthcare, Inc.	Ownership	100.000	UnitedHealth Group Incorporated		
.0707	UnitedHealth Group Incorporated	.95123	65-0996107				Neighborhood Health Partnership, Inc.	FL	IA	Payment Resolution Services, LLC	Ownership	100.000	UnitedHealth Group Incorporated		
		.00000	20-4755277				Netwerkes, LLC	TN	NIA	Dental Benefit Providers, Inc.	Ownership	100.000	UnitedHealth Group Incorporated		
.0707	UnitedHealth Group Incorporated	.95758	88-0228572				Nevada Pacific Dental	NV	IA	UnitedHealthcare, Inc.	Ownership	100.000	UnitedHealth Group Incorporated		
							New Orleans Regional Physician Hospital Organization, L.L.C.	LA	NIA	Newton Holdings, LLC	Ownership	100.000	UnitedHealth Group Incorporated		
		.00000	72-1267232				New West Physicians, Inc.	CO	NIA	Collaborative Care Holdings, LLC	Ownership	80.100	UnitedHealth Group Incorporated		2
		.00000	84-1250135				Newton Holdings, LLC	DE	NIA		Ownership				

STATEMENT AS OF SEPTEMBER 30, 2018 OF THE UnitedHealthcare Community Plan of Ohio, Inc.

SCHEDULE Y
PART 1A - DETAIL OF INSURANCE HOLDING COMPANY SYSTEM

1	2	3	4	5	6	7	8	9	10	11	12	13	14	15	16
Group Code	Group Name	NAIC Company Code	ID Number	Federal RSSD	CIK	Name of Securities Exchange if Publicly Traded (U.S. or International)	Names of Parent, Subsidiaries Or Affiliates	Domi-ciliary Location	Relation-ship to Reporting Entity	Directly Controlled by (Name of Entity/Person)	Type of Control (Ownership, Board, Management, Attorney-in-Fact, Influence, Other)	If Control is Ownership Provide Percentage	Ultimate Controlling Entity(ies)/Person(s)	Is an SCA Filing Re-quired? (Y/N)	*
		.00000	33-0673955				North American Medical Management California, Inc.	..TN	..NIA	NAMM Holdings, Inc.	Ownership	100.000	UnitedHealth Group Incorporated		
		.00000	88-0245121				Northern Nevada Health Network, Inc.	..NV	..NIA	Sierra Health Services, Inc.	Ownership	100.000	UnitedHealth Group Incorporated		
		.00000	63-1240726		0001464003		Northern Rockies Surgery Center, L.P.	..TN	..NIA	Northern Rockies Surgicenter, Inc.	Ownership	51.000	UnitedHealth Group Incorporated		2
		.00000	81-0399251				Northern Rockies Surgicenter, Inc.	..MT	..NIA	National Surgery Centers, LLC	Ownership	100.000	UnitedHealth Group Incorporated		
		.00000	37-1007387				Northwest Surgicare, LLC	..DE	..NIA	Surgery Center Holding, LLC	Ownership	100.000	UnitedHealth Group Incorporated		
		.00000	75-2494046		0001373698		Northwest Surgicare, Ltd., an Illinois Limited Partnership	..IL	..NIA	Northwest Surgicare, LLC	Ownership	61.000	UnitedHealth Group Incorporated		2
		.00000	56-1754480				NSC Fayetteville, LLC	..DE	..NIA	National Surgery Centers, LLC	Ownership	100.000	UnitedHealth Group Incorporated		
		.00000	56-1775016				NSC Greensboro, LLC	..DE	..NIA	National Surgery Centers, LLC	Ownership	100.000	UnitedHealth Group Incorporated		
		.00000	36-4210296				NSC Lancaster, LLC	..DE	..NIA	National Surgery Centers, LLC	Ownership	100.000	UnitedHealth Group Incorporated		
		.00000	91-1553479		0001393257		NSC Seattle, Inc.	..WA	..NIA	National Surgery Centers, LLC	Ownership	100.000	UnitedHealth Group Incorporated		
		.00000	33-0812824				NSC Upland, LLC	..DE	..NIA	National Surgery Centers, LLC	Ownership	100.000	UnitedHealth Group Incorporated		
		.00000					Omesa S.A.	..CHL	..NIA	Vidaintegra S.A.	Ownership	99.990	UnitedHealth Group Incorporated		
		.00000					Omesa S.A.	..CHL	..NIA	Saden S.A.	Ownership	0.010	UnitedHealth Group Incorporated		
		.00000					Oncocare S.A.C.	..PER	..NIA	Pacifico S.A. Entidad Prestadora de Salud	Ownership	80.000	UnitedHealth Group Incorporated		1
		.00000	52-2129786				OneNet PPO, LLC	..MD	..NIA	UnitedHealthcare Insurance Company	Ownership	100.000	UnitedHealth Group Incorporated		
.0707	UnitedHealth Group Incorporated	.96940	52-1518174				Optimum Choice, Inc.	..MD	..IA	United HealthCare Services, Inc.	Ownership	100.000	UnitedHealth Group Incorporated		
		.00000	47-0858534	3202702			Optum Bank, Inc.	..UT	..NIA	OptumHealth Financial Services, Inc.	Ownership	100.000	UnitedHealth Group Incorporated		
		.00000	36-3437660				Optum Biometrics, Inc.	..IL	..NIA	OptumHealth Care Solutions, LLC	Ownership	100.000	UnitedHealth Group Incorporated		
		.00000	26-0683057				Optum Care Services Company	..TN	..NIA	Inspiris, Inc.	Ownership	100.000	UnitedHealth Group Incorporated		
		.00000	83-1959511				Optum Care, Inc.	..DE	..NIA	Collaborative Care Holdings, LLC	Ownership	100.000	UnitedHealth Group Incorporated		
		.00000	37-1782217		0001641013		Optum Clinics Holdings, Inc.	..DE	..NIA	Collaborative Care Holdings, LLC	Ownership	97.200	UnitedHealth Group Incorporated		2
		.00000	38-3969193				Optum Clinics Intermediate Holdings, Inc.	..DE	..NIA	Optum Clinics Holdings, Inc.	Ownership	100.000	UnitedHealth Group Incorporated		
		.00000					Optum Digital Health Holdings, LLC	..DE	..NIA	Consumer Wellness Solutions, Inc.	Ownership	100.000	UnitedHealth Group Incorporated		
		.00000	98-1325466				Optum Finance (Ireland) Unlimited Company	..IRL	..NIA	Optum Services (Ireland) Limited	Ownership	100.000	UnitedHealth Group Incorporated		
		.00000	98-1103015				Optum Global Solutions (India) Private Limited	..IND	..NIA	Optum Global Solutions International B.V.	Ownership	99.900	UnitedHealth Group Incorporated		
		.00000	98-1103015				Optum Global Solutions (India) Private Limited	..IND	..NIA	UnitedHealth International, Inc.	Ownership	0.100	UnitedHealth Group Incorporated		
		.00000	98-1097776				Optum Global Solutions (Philippines), Inc.	..PHL	..NIA	Optum Global Solutions International B.V.	Ownership	99.992	UnitedHealth Group Incorporated		3
		.00000	98-1201187				Optum Global Solutions International B.V.	..MLD	..NIA	Optum Technology, Inc.	Ownership	100.000	UnitedHealth Group Incorporated		
		.00000	04-3574101				Optum Government Solutions, Inc.	..DE	..NIA	OptumInsight, Inc.	Ownership	100.000	UnitedHealth Group Incorporated		
		.00000					Optum Health & Technology (Hong Kong) Limited	..HKG	..NIA	OptumHealth International B.V.	Ownership	100.000	UnitedHealth Group Incorporated		
		.00000	98-1095799				Optum Health & Technology (India) Private Limited	..IND	..NIA	OptumHealth International B.V.	Ownership	99.999	UnitedHealth Group Incorporated		
		.00000	98-1095799				Optum Health & Technology (India) Private Limited	..IND	..NIA	United Behavioral Health	Ownership	0.001	UnitedHealth Group Incorporated		
		.00000	98-1097886				Optum Health & Technology (Singapore) Pte. Ltd.	..SGP	..NIA	OptumHealth International B.V.	Ownership	100.000	UnitedHealth Group Incorporated		
		.00000	98-1095879				Optum Health & Technology (UK) Limited	..GBR	..NIA	Optum UK Solutions Group Limited	Ownership	100.000	UnitedHealth Group Incorporated		
		.00000	20-2149493				Optum Health & Technology (US), LLC	..MO	..NIA	OptumHealth Holdings, LLC	Ownership	100.000	UnitedHealth Group Incorporated		
		.00000	43-1747235				Optum Health & Technology Holdings (US), Inc.	..MO	..NIA	Optum, Inc.	Ownership	100.000	UnitedHealth Group Incorporated		
		.00000	98-1184561				Optum Health & Technology Serviços do Brasil Ltda.	..BRA	..NIA	Optum Global Solutions International B.V.	Ownership	99.996	UnitedHealth Group Incorporated		
		.00000	98-1184561				Optum Health & Technology Serviços do Brasil Ltda.	..BRA	..NIA	OptumInsight, Inc.	Ownership	0.004	UnitedHealth Group Incorporated		
		.00000	98-1276517				Optum Health and Technology FZ-LLC	..ARE	..NIA	Optum Global Solutions International B.V.	Ownership	100.000	UnitedHealth Group Incorporated		
		.00000	98-1097921				Optum Health Services (Canada) Ltd.	..CAN	..NIA	Optum Health & Technology Holdings (US), Inc.	Ownership	100.000	UnitedHealth Group Incorporated		
		.00000	98-1406274				Optum Health Solutions (Australia) Pty Ltd	..AUS	..NIA	Optum UK Solutions Group Limited	Ownership	100.000	UnitedHealth Group Incorporated		
		.00000	98-1147355				Optum Health Solutions (UK) Limited	..GBR	..NIA	Optum UK Solutions Group Limited	Ownership	100.000	UnitedHealth Group Incorporated		

16.10

STATEMENT AS OF SEPTEMBER 30, 2018 OF THE UnitedHealthcare Community Plan of Ohio, Inc.

SCHEDULE Y
PART 1A - DETAIL OF INSURANCE HOLDING COMPANY SYSTEM

1	2	3	4	5	6	7	8	9	10	11	12	13	14	15	16		
Group Code	Group Name	NAIC Company Code	ID Number	Federal RSSD	CIK	Name of Securities Exchange if Publicly Traded (U.S. or International)	Names of Parent, Subsidiaries Or Affiliates	Domiciliary Location	Relationship to Reporting Entity	Directly Controlled by (Name of Entity/Person)	Type of Control (Ownership, Board, Management, Attorney-in-Fact, Influence, Other)	If Control is Ownership Provide Percentage	Ultimate Controlling Entity(ies)/Person(s)	Is an SCA Filing Required? (Y/N)	*		
0707	UnitedHealth Group Incorporated	00000	58-2068880		0001460656		Optum Healthcare of Illinois, Inc.	GA	NIA	Optum Women's and Children's Health, LLC	Ownership	100.000	UnitedHealth Group Incorporated				
		00000	20-0212381				Optum Hospice Pharmacy Services, LLC	DE	NIA	OptumRx Health Solutions, LLC	Ownership	100.000	UnitedHealth Group Incorporated				
		69647	31-0628424				Optum Insurance of Ohio, Inc.	OH	IA	OptumRx PBM of Maryland, LLC	Ownership	100.000	UnitedHealth Group Incorporated				
		00000	46-4734521				Optum Labs Dimensions, Inc.	DE	NIA	Optum Labs, Inc.	Ownership	100.000	UnitedHealth Group Incorporated				
		00000	98-1249178				Optum Labs International (UK) Ltd.	GBR	NIA	Optum, Inc.	Ownership	100.000	UnitedHealth Group Incorporated				
		00000	46-1615964				Optum Labs, Inc.	DE	NIA	Optum, Inc.	Ownership	100.000	UnitedHealth Group Incorporated				
		00000	98-1209730				Optum Life Sciences (Canada) Inc.	CAN	NIA	OptumInsight Life Sciences, Inc.	Ownership	100.000	UnitedHealth Group Incorporated				
		00000	98-1098190				Optum Management Consulting (Shanghai) Co., Ltd.	CHN	NIA	Optum Health & Technology Holdings (US), Inc.	Ownership	100.000	UnitedHealth Group Incorporated				
		00000	90-1001805				Optum Nevada Accountable Care Organization LLC	DE	NIA	Collaborative Care Holdings, LLC	Ownership	100.000	UnitedHealth Group Incorporated				
		00000	58-1873062			0001156286		Optum of New York, Inc.	NY	NIA	Optum Women's and Children's Health, LLC	Ownership	100.000	UnitedHealth Group Incorporated			
		00000	98-1097761					Optum Operations (Ireland) Limited	IRL	NIA	Optum Global Solutions International B.V.	Ownership	100.000	UnitedHealth Group Incorporated			
		00000	20-8911466					Optum Palliative and Hospice Care of Pennsylvania, Inc.	TN	NIA	Hospice Inspiris Holdings, Inc.	Ownership	100.000	UnitedHealth Group Incorporated			
		00000	20-8911303					Optum Palliative and Hospice Care of Texas, Inc.	TN	NIA	Hospice Inspiris Holdings, Inc.	Ownership	100.000	UnitedHealth Group Incorporated			
		00000	20-4581265					Optum Palliative and Hospice Care, Inc.	DE	NIA	Collaborative Care Holdings, LLC	Ownership	100.000	UnitedHealth Group Incorporated			
		00000	46-3328009					Optum Public Sector Solutions, Inc.	DE	NIA	OptumInsight, Inc.	Ownership	100.000	UnitedHealth Group Incorporated			
		00000	26-0543382					Optum Rocket, Inc.	DE	NIA	OptumInsight, Inc.	Ownership	100.000	UnitedHealth Group Incorporated			
		00000	98-1307821					Optum Senior Services, LLC	AL	NIA	Optum Hospice Pharmacy Services, LLC	Ownership	100.000	UnitedHealth Group Incorporated			
		00000	98-1307821					Optum Services (Ireland) Limited	IRL	NIA	UnitedHealthcare International IX S.à r.l.	Ownership	100.000	UnitedHealth Group Incorporated			
		00000	66-0870003					Optum Services (Puerto Rico) LLC	PR	NIA	UnitedHealthcare International III B.V.	Ownership	100.000	UnitedHealth Group Incorporated			
		00000	45-4683454					Optum Services, Inc.	DE	NIA	Optum, Inc.	Ownership	100.000	UnitedHealth Group Incorporated			
		00000	98-1284698					Optum Solutions do Brasil – Tecnologia e Serviços de Suporte Ltda.	BRA	NIA	Optum Global Solutions International B.V.	Ownership	100.000	UnitedHealth Group Incorporated			
		00000	98-1284698					Optum Solutions do Brasil – Tecnologia e Serviços de Suporte Ltda.	BRA	NIA	OptumHealth International B.V.	Ownership	0.000	UnitedHealth Group Incorporated			
		00000	98-0644599					Optum Solutions UK Holdings Limited	GBR	NIA	Optum Health & Technology Holdings (US), Inc.	Ownership	100.000	UnitedHealth Group Incorporated			
		00000	46-5713629					Optum Technology, Inc.	DE	NIA	Optum, Inc.	Ownership	100.000	UnitedHealth Group Incorporated			
		00000	98-1097769					Optum UK Solutions Group Limited	GBR	NIA	Optum Solutions UK Holdings Limited	Ownership	100.000	UnitedHealth Group Incorporated			
		00000	58-2205984				0001460641		Optum Women's and Children's Health, LLC	DE	NIA	My Wellness Solutions, LLC	Ownership	100.000	UnitedHealth Group Incorporated		
		00000	30-0580620			3119994			Optum, Inc.	DE	NIA	United HealthCare Services, Inc.	Ownership	100.000	UnitedHealth Group Incorporated		
		00000	46-3983926						Optum360 Services, Inc.	DE	NIA	Optum Rocket, Inc.	Ownership	69.000	UnitedHealth Group Incorporated		2
		00000	82-3446942						Optum360 Solutions, LLC	DE	NIA	OptumInsight, Inc.	Ownership	100.000	UnitedHealth Group Incorporated		
		00000	46-3328307						Optum360, LLC	DE	NIA	Optum Rocket, Inc.	Ownership	68.999	UnitedHealth Group Incorporated		2
		00000	41-1591944						OptumHealth Care Solutions, LLC	DE	NIA	OptumInsight, Inc.	Ownership	100.000	UnitedHealth Group Incorporated		
		00000	47-0858530						OptumHealth Financial Services, Inc.	DE	NIA	OptumHealth Holdings, LLC	Ownership	100.000	UnitedHealth Group Incorporated		
		00000	47-1192395						OptumHealth Holdings, LLC	DE	NIA	Optum, Inc.	Ownership	100.000	UnitedHealth Group Incorporated		
		00000	98-1106868						OptumHealth International B.V.	MLD	NIA	Catamaran S.à r.l.	Ownership	100.000	UnitedHealth Group Incorporated		
		00000	04-3383745						OptumInsight Holdings, LLC	DE	NIA	Optum, Inc.	Ownership	100.000	UnitedHealth Group Incorporated		
		00000	41-1858498						OptumInsight Life Sciences, Inc.	DE	NIA	OptumInsight, Inc.	Ownership	100.000	UnitedHealth Group Incorporated		
		00000	75-2578509				0001600762		OptumInsight, Inc.	DE	NIA	OptumInsight Holdings, LLC	Ownership	100.000	UnitedHealth Group Incorporated		
		00000	31-1728846						OptumRx Administrative Services, LLC	TX	NIA	OptumRx Holdings I, LLC	Ownership	100.000	UnitedHealth Group Incorporated		
		00000	47-4734235						OptumRx Discount Card Services, LLC	DE	NIA	OptumRx PBM of Illinois, Inc.	Ownership	100.000	UnitedHealth Group Incorporated		
		00000	46-0666840						OptumRx Group Holdings, Inc.	DE	NIA	Optum, Inc.	Ownership	100.000	UnitedHealth Group Incorporated		
00000	80-0870454				0001600637		OptumRx Health Solutions, LLC	DE	NIA	OptumRx Administrative Services, LLC	Ownership	100.000	UnitedHealth Group Incorporated				
00000	34-1472211						OptumRx Holdings I, LLC	DE	NIA	OptumRx Group Holdings, Inc.	Ownership	100.000	UnitedHealth Group Incorporated				
00000	20-0218027						OptumRx Holdings, LLC	DE	NIA	Optum, Inc.	Ownership	100.000	UnitedHealth Group Incorporated				
00000	20-0151096						OptumRx Home Delivery of Ohio, LLC	OH	NIA	OptumRx Health Solutions, LLC	Ownership	100.000	UnitedHealth Group Incorporated				
00000							OptumRx IPA III, Inc.	NY	NIA	OptumRx PBM of Maryland, LLC	Ownership	100.000	UnitedHealth Group Incorporated				
00000							OptumRx NY IPA, Inc.	NY	NIA	OptumRx, Inc.	Ownership	100.000	UnitedHealth Group Incorporated				

16.11

STATEMENT AS OF SEPTEMBER 30, 2018 OF THE UnitedHealthcare Community Plan of Ohio, Inc.

SCHEDULE Y
PART 1A - DETAIL OF INSURANCE HOLDING COMPANY SYSTEM

1	2	3	4	5	6	7	8	9	10	11	12	13	14	15	16
Group Code	Group Name	NAIC Company Code	ID Number	Federal RSSD	CIK	Name of Securities Exchange if Publicly Traded (U.S. or International)	Names of Parent, Subsidiaries Or Affiliates	Domi-ciliary Location	Relation-ship to Reporting Entity	Directly Controlled by (Name of Entity/Person)	Type of Control (Ownership, Board, Management, Attorney-in-Fact, Influence, Other)	If Control is Ownership Provide Percentage	Ultimate Controlling Entity(ies)/Person(s)	Is an SCA Filing Re-quired? (Y/N)	*
		.0000	27-3419292				OptumRx of Pennsylvania, LLC	DE	NIA	OptumRx Health Solutions, LLC	Ownership	100.000	UnitedHealth Group Incorporated		
		.0000	11-2581812		0001600760		OptumRx PBM of Illinois, Inc.	DE	NIA	OptumRx Administrative Services, LLC	Ownership	100.000	UnitedHealth Group Incorporated		
		.0000	88-0361447		0001600759		OptumRx PBM of Maryland, LLC	NV	NIA	OptumRx Health Solutions, LLC	Ownership	100.000	UnitedHealth Group Incorporated		
		.0000	03-0592263		0001601641		OptumRx PBM of Pennsylvania, LLC	PA	NIA	OptumRx of Pennsylvania, LLC	Ownership	100.000	UnitedHealth Group Incorporated		
		.0000	26-1424534				OptumRx PBM of Puerto Rico, LLC	NV	NIA	OptumRx PBM of Maryland, LLC	Ownership	100.000	UnitedHealth Group Incorporated		
		.0000	38-3693753				OptumRx PBM of Wisconsin, LLC	WI	NIA	OptumRx PBM of Illinois, Inc.	Ownership	100.000	UnitedHealth Group Incorporated		
		.0000	16-1767416				OptumRx PD of Pennsylvania, LLC	PA	NIA	OptumRx of Pennsylvania, LLC	Ownership	100.000	UnitedHealth Group Incorporated		
		.0000	88-0373347				OptumRx Pharmacy of Nevada, Inc.	NV	NIA	OptumRx Health Solutions, LLC	Ownership	100.000	UnitedHealth Group Incorporated		
		.0000	47-3146510				OptumRx Pharmacy, Inc.	DE	NIA	OptumRx, Inc.	Ownership	100.000	UnitedHealth Group Incorporated		
		.0000	33-0441200				OptumRx, Inc.	CA	NIA	OptumRx Holdings, LLC	Ownership	100.000	UnitedHealth Group Incorporated		
		.0000	59-3125869		0000898831		Orlando Center for Outpatient Surgery, L.P.	GA	NIA	Surgical Health of Orlando, Inc.	Ownership	56.000	UnitedHealth Group Incorporated		2
		.0000	46-2881462				Orthology Mid-Atlantic, Inc.	DE	NIA	Orthology, Inc.	Ownership	100.000	UnitedHealth Group Incorporated		
		.0000	46-2742615				Orthology, Inc.	DE	NIA	UnitedHealth Group Ventures, LLC	Ownership	98.000	UnitedHealth Group Incorporated		2
		.0000	13-3960641		0001342696		OrthoNet Holdings, Inc.	DE	NIA	OptumHealth Care Solutions, LLC	Ownership	100.000	UnitedHealth Group Incorporated		
		.0000	13-3818652				OrthoNet LLC	NY	NIA	OrthoNet Holdings, Inc.	Ownership	100.000	UnitedHealth Group Incorporated		
		.0000	13-4025898				OrthoNet New York IPA, Inc.	NY	NIA	OrthoNet Holdings, Inc.	Ownership	100.000	UnitedHealth Group Incorporated		
		.0000	30-0029448				OrthoNet of the Mid-Atlantic, Inc.	DE	IA	OrthoNet Holdings, Inc.	Ownership	100.000	UnitedHealth Group Incorporated		
		.0000	26-2884306				OrthoNet of the South, Inc.	DE	NIA	OrthoNet Holdings, Inc.	Ownership	100.000	UnitedHealth Group Incorporated		
		.0000	46-1581769				OrthoNet Services, Inc.	DE	NIA	OrthoNet Holdings, Inc.	Ownership	100.000	UnitedHealth Group Incorporated		
		.0000	20-0221966				OrthoNet West, Inc.	DE	NIA	OrthoNet Holdings, Inc.	Ownership	100.000	UnitedHealth Group Incorporated		
		.0000	41-1921007				Ovations, Inc.	DE	NIA	United HealthCare Services, Inc.	Ownership	100.000	UnitedHealth Group Incorporated		
		.0000	06-1587795				Oxford Benefit Management, Inc.	CT	NIA	Oxford Health Plans LLC	Ownership	100.000	UnitedHealth Group Incorporated		
.0707	UnitedHealth Group Incorporated	.78026	22-2797560				Oxford Health Insurance, Inc.	NV	IA	UnitedHealthcare Insurance Company	Ownership	100.000	UnitedHealth Group Incorporated		
.0707	UnitedHealth Group Incorporated	.96798	06-1181201				Oxford Health Plans (CT), Inc.	CT	IA	Oxford Health Plans LLC	Ownership	100.000	UnitedHealth Group Incorporated		
.0707	UnitedHealth Group Incorporated	.95506	22-2745725				Oxford Health Plans (NJ), Inc.	NJ	IA	Oxford Health Plans LLC	Ownership	100.000	UnitedHealth Group Incorporated		
.0707	UnitedHealth Group Incorporated	.95479	06-1181200				Oxford Health Plans (NY), Inc.	NY	IA	Oxford Health Plans LLC	Ownership	100.000	UnitedHealth Group Incorporated		
		.0000	52-2443751				Oxford Health Plans LLC	DE	NIA	UnitedHealth Group Incorporated	Ownership	100.000	UnitedHealth Group Incorporated		
		.0000	27-0008097				P2P Link, LLC	DE	NIA	SRPS, LLC	Ownership	100.000	UnitedHealth Group Incorporated		
							PacifiCare Life and Health Insurance Company								
.0707	UnitedHealth Group Incorporated	.70785	35-1137395				PacifiCare Life Assurance Company	IN	IA	United HealthCare Services, Inc.	Ownership	100.000	UnitedHealth Group Incorporated		
.0707	UnitedHealth Group Incorporated	.84506	95-2829463				PacifiCare of Arizona, Inc.	CO	IA	United HealthCare Services, Inc.	Ownership	100.000	UnitedHealth Group Incorporated		
.0707	UnitedHealth Group Incorporated	.95617	94-3267522		0001225819		PacifiCare of Colorado, Inc.	AZ	IA	United HealthCare Services, Inc.	Ownership	100.000	UnitedHealth Group Incorporated		
.0707	UnitedHealth Group Incorporated	.95434	84-1011378		0001225822		PacifiCare of Nevada, Inc.	CO	IA	United HealthCare Services, Inc.	Ownership	100.000	UnitedHealth Group Incorporated		
.0707	UnitedHealth Group Incorporated	.95685	86-0875231		0001225835		Pacífico S.A. Entidad Prestadora de Salud	NV	IA	United HealthCare Services, Inc.	Ownership	100.000	UnitedHealth Group Incorporated		
		.0000	62-1595402				Paoli Ambulatory Surgery Center	PER	NIA	Empremédica S. A.	Ownership	50.000	UnitedHealth Group Incorporated		2
		.0000	20-4127100		0001711091		Parkway Surgery Center, LLC	PA	NIA	SCA-Paoli, LLC	Ownership	51.000	UnitedHealth Group Incorporated		2
		.0000	63-1271644		0001412424		Pasteur Plaza Surgery Center GP, Inc.	DE	NIA	SCA-Hagerstown, LLC	Ownership	63.300	UnitedHealth Group Incorporated		2
		.0000					Patrimonio Autónomo Nueva Clínica - PANC.			ASC Network, LLC	Ownership	100.000	UnitedHealth Group Incorporated		
		.0000					Patrimonio Autónomo Nueva Clínica - PANC.	COL	NIA	Clínica del Country S.A.	Ownership	65.210	UnitedHealth Group Incorporated		2
		.0000					Payment Resolution Services, LLC	COL	NIA	Banmedica Internacional SpA	Ownership	9.590	UnitedHealth Group Incorporated		2
		.0000	62-1451147				PCCCV, Inc.	TN	NIA	OptumInsight, Inc.	Ownership	100.000	UnitedHealth Group Incorporated		
		.0000	75-3265056					CA	NIA	PrimeCare Medical Network, Inc.	Ownership	100.000	UnitedHealth Group Incorporated		
.0707	UnitedHealth Group Incorporated	.13607	20-5662149				Peoples Health, Inc.			New Orleans Regional Physician Hospital Organization, L.L.C.	Ownership	100.000	UnitedHealth Group Incorporated		
		.0000					Perham Physical Therapy, LTD.	LA	IA	Orthology, Inc.	Ownership	100.000	UnitedHealth Group Incorporated		
		.0000	23-2171049				Pharmacy Software Holdco, Inc.	MIN	NIA	OptumRx Administrative Services, LLC	Ownership	100.000	UnitedHealth Group Incorporated		
		.0000	35-2288416				PHC Subsidiary Holdings, LLC	PA	NIA	United HealthCare Services, Inc.	Ownership	100.000	UnitedHealth Group Incorporated		
		.0000	81-2902954				Physician Alliance of the Rockies, LLC	TX	NIA	New West Physicians, Inc.	Ownership	100.000	UnitedHealth Group Incorporated		
		.0000	59-3438026				PHYSICIANS DAY SURGERY CENTER, LLC	CO	NIA	SCA-Naples, LLC	Ownership	51.000	UnitedHealth Group Incorporated		2
.0707	UnitedHealth Group Incorporated	.11494	04-3677255				Physicians Health Choice of Texas, LLC	IL	NIA	PHC Subsidiary Holdings, LLC	Ownership	100.000	UnitedHealth Group Incorporated		
		.0000	52-1162824				Physicians Health Plan of Maryland, Inc.	TX	IA	United HealthCare Services, Inc.	Ownership	100.000	UnitedHealth Group Incorporated		
		.0000	98-1388873				Plano de Saúde Ana Costa Ltda.	MD	NIA	Amil Assistência Médica Internacional S.A.	Ownership	74.860	UnitedHealth Group Incorporated		
		.0000	98-1388873				Plano de Saúde Ana Costa Ltda.	BRA	NIA	Santos Administração e Participações S.A.	Ownership	25.140	UnitedHealth Group Incorporated		

16.12

STATEMENT AS OF SEPTEMBER 30, 2018 OF THE UnitedHealthcare Community Plan of Ohio, Inc.

SCHEDULE Y
PART 1A - DETAIL OF INSURANCE HOLDING COMPANY SYSTEM

1	2	3	4	5	6	7	8	9	10	11	12	13	14	15	16
Group Code	Group Name	NAIC Company Code	ID Number	Federal RSSD	CIK	Name of Securities Exchange if Publicly Traded (U.S. or International)	Names of Parent, Subsidiaries Or Affiliates	Domi-ciliary Location	Relation-ship to Reporting Entity	Directly Controlled by (Name of Entity/Person)	Type of Control (Ownership, Board, Management, Attorney-in-Fact, Influence, Other)	If Control is Ownership Provide Percentage	Ultimate Controlling Entity(ies)/Person(s)	Is an SCA Filing Re-quired? (Y/N)	*
		.00000	66-0742844				Plus One Health Management Puerto Rico, Inc.	PR	NIA	Plus One Holdings, Inc.	Ownership	100.000	UnitedHealth Group Incorporated		
		.00000	13-3613705				Plus One Holdings, Inc.	DE	NIA	OptumHealth Care Solutions, LLC	Ownership	100.000	UnitedHealth Group Incorporated		
		.00000	80-0670247				PMI Acquisition, LLC	DE	NIA	Progressive Enterprises Holdings, Inc.	Ownership	100.000	UnitedHealth Group Incorporated		
		.00000	26-3148744				PMSI Holdings, LLC	DE	NIA	Progressive Enterprises Holdings, Inc.	Ownership	100.000	UnitedHealth Group Incorporated		
		.00000	59-3166848				PMSI Settlement Solutions, LLC	FL	NIA	PMSI Holdings, LLC	Ownership	100.000	UnitedHealth Group Incorporated		
		.00000	56-2422696		0001352096		PMSI, LLC	FL	NIA	PMSI Holdings, LLC	Ownership	100.000	UnitedHealth Group Incorporated		
		.00000	98-1083164				Polar II Fundo de Investimento em Participações Multiestrategia	BRA	NIA	UnitedHealthcare International IV S.á r.l.	Ownership	100.000	UnitedHealth Group Incorporated		
		.00000	47-5563848				Polo Holdco, LLC	DE	NIA	Collaborative Care Holdings, LLC	Ownership	80.100	UnitedHealth Group Incorporated		2
		.00000	46-5415205				POMCO Network, Inc.	NY	NIA	POMCO, Inc.	Ownership	100.000	UnitedHealth Group Incorporated		
		.00000	65-0392785				POMCO of Florida Ltd., Inc.	FL	NIA	UMR, Inc.	Ownership	100.000	UnitedHealth Group Incorporated		
		.00000	46-2975338				POMCO West, Inc.	DE	NIA	POMCO, Inc.	Ownership	100.000	UnitedHealth Group Incorporated		
		.00000	15-0581348				POMCO, Inc.	NY	NIA	UMR, Inc.	Ownership	100.000	UnitedHealth Group Incorporated		
		.00000	45-0482796				Pomcoplus, LLC	NY	NIA	UMR, Inc.	Ownership	100.000	UnitedHealth Group Incorporated		
		.00000	33-0261822				Pomerado Outpatient Surgical Center, Inc.	CA	NIA	ASC Network, LLC	Ownership	100.000	UnitedHealth Group Incorporated		
		.00000	33-0752699		0001141513		Pomerado Outpatient Surgical Center, L.P.	CA	NIA	Pomerado Outpatient Surgical Center, Inc.	Ownership	57.500	UnitedHealth Group Incorporated		2
		.00000	65-0683927				Preferred Care Partners Holding, Corp.	FL	NIA	United HealthCare Services, Inc.	Ownership	100.000	UnitedHealth Group Incorporated		
		.00000	26-1845018				Preferred Care Partners Medical Group, Inc.	FL	NIA	Preferred Care Partners Holding, Corp.	Ownership	100.000	UnitedHealth Group Incorporated		
.0707	UnitedHealth Group Incorporated	.11176	65-0885893				Preferred Care Partners, Inc.	FL	IA	Preferred Care Partners Holding, Corp.	Ownership	100.000	UnitedHealth Group Incorporated		
		.00000	75-3265059				Premier Choice ACO, Inc.	CA	NIA	PrimeCare Medical Network, Inc. SCA Premier Surgery Center of Louisville, LLC	Ownership	100.000	UnitedHealth Group Incorporated		
		.00000	72-1378216		0001420608		Premier Surgery Center of Louisville, L.P.	TN	NIA	LLC	Ownership	51.000	UnitedHealth Group Incorporated		2
		.00000	88-0253112				Prime Health, Inc.	NV	NIA	Sierra Health Services, Inc.	Ownership	100.000	UnitedHealth Group Incorporated		
		.00000	33-0607478				PrimeCare Medical Network, Inc.	CA	IA	NAAM Holdings, Inc.	Ownership	100.000	UnitedHealth Group Incorporated		
		.00000	87-0757397				PrimeCare of Citrus Valley, Inc.	CA	NIA	PrimeCare Medical Network, Inc.	Ownership	80.000	UnitedHealth Group Incorporated		2
		.00000	33-0674407				PrimeCare of Corona, Inc.	CA	NIA	PrimeCare Medical Network, Inc.	Ownership	100.000	UnitedHealth Group Incorporated		
		.00000	33-0674401				PrimeCare of Hemet Valley, Inc.	CA	NIA	PrimeCare Medical Network, Inc.	Ownership	100.000	UnitedHealth Group Incorporated		
		.00000	33-0674408				PrimeCare of Inland Valley, Inc.	CA	NIA	PrimeCare Medical Network, Inc.	Ownership	100.000	UnitedHealth Group Incorporated		
		.00000	33-0674402				PrimeCare of Moreno Valley, Inc.	CA	NIA	PrimeCare Medical Network, Inc.	Ownership	100.000	UnitedHealth Group Incorporated		
		.00000	33-0674400				PrimeCare of Redlands, Inc.	CA	NIA	PrimeCare Medical Network, Inc.	Ownership	100.000	UnitedHealth Group Incorporated		
		.00000	33-0674404				PrimeCare of Riverside, Inc.	CA	NIA	PrimeCare Medical Network, Inc.	Ownership	100.000	UnitedHealth Group Incorporated		
		.00000	14-1915328				PrimeCare of San Bernardino, Inc.	CA	NIA	PrimeCare Medical Network, Inc.	Ownership	100.000	UnitedHealth Group Incorporated		
		.00000	33-0698439				PrimeCare of Sun City, Inc.	CA	NIA	PrimeCare Medical Network, Inc.	Ownership	100.000	UnitedHealth Group Incorporated		
		.00000	33-0674409				PrimeCare of Temecula, Inc.	CA	NIA	PrimeCare Medical Network, Inc.	Ownership	100.000	UnitedHealth Group Incorporated		
		.00000	14-1873402				Procura Management, Inc.	DE	NIA	Healthcare Solutions, Inc.	Ownership	100.000	UnitedHealth Group Incorporated		
		.00000	27-4371197				Progressive Enterprises Holdings, Inc.	DE	NIA	OptumRx, Inc.	Ownership	100.000	UnitedHealth Group Incorporated		
		.00000	31-1192384				Progressive Medical, LLC	OH	NIA	PMI Acquisition, LLC	Ownership	100.000	UnitedHealth Group Incorporated		
		.00000	32-0229091		0001427563		ProHEALTH Fitness of Lake Success, LLC	NY	NIA	ProHEALTH Medical Management, LLC	Ownership	82.620	UnitedHealth Group Incorporated		2
		.00000	47-1049961				ProHEALTH Medical Management, LLC	DE	NIA	Collaborative Care Holdings, LLC	Ownership	80.000	UnitedHealth Group Incorporated		2
		.00000	45-5470737				ProHealth Physicians ACO, LLC	CT	NIA	ProHealth Physicians, Inc.	Ownership	100.000	UnitedHealth Group Incorporated		
		.00000	06-1446075				ProHealth Physicians, Inc.	CT	NIA	Polo Holdco, LLC	Ownership	100.000	UnitedHealth Group Incorporated		
		.00000	32-0455430				ProHealth Proton Center Management, LLC	DE	NIA	ProHEALTH Medical Management, LLC	Ownership	100.000	UnitedHealth Group Incorporated		
		.00000					Promotora Country S.A.	COL	NIA	Banmedica S.A.	Ownership	50.000	UnitedHealth Group Incorporated		6
		.00000	22-3493126				Pronounced Health Solutions, Inc.	DE	NIA	My Wellness Solutions, LLC	Ownership	100.000	UnitedHealth Group Incorporated		
		.00000	62-1488737		0000882171		Prosemedic S.A.C.	PER	NIA	Pacifico S.A. Entidad Prestadora de Salud	Ownership	80.000	UnitedHealth Group Incorporated		1
		.00000	93-1068319				Pueblo Ambulatory Surgery Center, LLC	KY	NIA	SC Affiliates, LLC	Ownership	100.000	UnitedHealth Group Incorporated		
		.00000	46-3901920				Pueblo-SCA Surgery Center, LLC	DE	NIA	SC Affiliates, LLC	Ownership	100.000	UnitedHealth Group Incorporated		
		.00000	52-2016292				Qol Acquisition Holdings Corp.	DE	NIA	Genoa Healthcare, Inc.	Ownership	100.000	UnitedHealth Group Incorporated		
		.00000	35-2493256				Quality Software Services, Inc.	MD	NIA	OptumInsight, Inc.	Ownership	100.000	UnitedHealth Group Incorporated		
		.00000	80-0947972				Rally Health, Inc.	DE	NIA	Optum Digital Health Holdings, LLC	Ownership	100.000	UnitedHealth Group Incorporated		
		.00000					Real Appeal, Inc.	DE	NIA	Rally Health, Inc.	Ownership	100.000	UnitedHealth Group Incorporated		
		.00000					Recaudación y Cobranzas Honodav Ltda.	CHL	NIA	Clínica Dávila y Servicios Médicos S.A.	Ownership	99.000	UnitedHealth Group Incorporated		
		.00000					Recaudación y Cobranzas Honodav Ltda.	CHL	NIA	Servicios Integrados de Salud Ltda.	Ownership	1.000	UnitedHealth Group Incorporated		

STATEMENT AS OF SEPTEMBER 30, 2018 OF THE UnitedHealthcare Community Plan of Ohio, Inc.

SCHEDULE Y
PART 1A - DETAIL OF INSURANCE HOLDING COMPANY SYSTEM

1	2	3	4	5	6	7	8	9	10	11	12	13	14	15	16
Group Code	Group Name	NAIC Company Code	ID Number	Federal RSSD	CIK	Name of Securities Exchange if Publicly Traded (U.S. or International)	Names of Parent, Subsidiaries Or Affiliates	Domiciliary Location	Relationship to Reporting Entity	Directly Controlled by (Name of Entity/Person)	Type of Control (Ownership, Board, Management, Attorney-in-Fact, Influence, Other)	If Control is Ownership Provide Percentage	Ultimate Controlling Entity(ies)/Person(s)	Is an SCA Filing Required? (Y/N)	*
		.00000	94-3115625				Redlands Ambulatory Surgery Center	CA	NIA	Redlands-SCA Surgery Centers, Inc.	Ownership	54.000	UnitedHealth Group Incorporated		2
		.00000	94-3115627				Redlands-SCA Surgery Centers, Inc.	CA	NIA	SC Affiliates, LLC	Ownership	100.000	UnitedHealth Group Incorporated		
		.00000	82-3745100				Reliant MSO, LLC	DE	NIA	Collaborative Care Holdings, LLC	Ownership	100.000	UnitedHealth Group Incorporated		
		.00000	32-0543788				Renai Health Holdings, Inc.	DE	NIA	UnitedHealth Group Ventures, LLC	Ownership	100.000	UnitedHealth Group Incorporated		
		.00000	82-3161933				Renai Health IPA, LLC	DE	NIA	Renai Health Holdings, Inc.	Ownership	100.000	UnitedHealth Group Incorporated		
		.00000	82-3130872				Renai Health Management, LLC	DE	NIA	Renai Health Holdings, Inc.	Ownership	100.000	UnitedHealth Group Incorporated		
		.00000	46-0758315		0001748631		River Valley ASC, LLC	CO	NIA	SCA-River Valley, LLC	Ownership	62.040	UnitedHealth Group Incorporated		2
		.00000	32-0500242				Riverside Medical Management, LLC	DE	NIA	ProHEALTH Medical Management, LLC	Ownership	100.000	UnitedHealth Group Incorporated		
.0707	UnitedHealth Group Incorporated	95482	84-0614905				Rocky Mountain Health Maintenance Organization, Incorporated	CO	IA	United HealthCare Services, Inc.	Ownership	100.000	UnitedHealth Group Incorporated		
		.00000	84-1009248		0001525331		Rocky Mountain Health Management Corporation	CO	NIA	Rocky Mountain Health Maintenance Organization, Incorporated	Ownership	100.000	UnitedHealth Group Incorporated		
.0707	UnitedHealth Group Incorporated	47004	84-1224718				Rocky Mountain HealthCare Options, Inc.	CO	IA	Rocky Mountain Health Maintenance Organization, Incorporated	Ownership	100.000	UnitedHealth Group Incorporated		
		.00000					Saden S.A.	CHL	NIA	Banmedica S.A.	Ownership	99.920	UnitedHealth Group Incorporated		
		.00000					Saden S.A.	CHL	NIA	Clínica Dávila y Servicios Médicos S.A.	Ownership	0.080	UnitedHealth Group Incorporated		
		.00000	74-2462470		0001332200		Salem Surgery Center, LLC	OR	NIA	Surgicare of Salem, LLC	Ownership	51.000	UnitedHealth Group Incorporated		2
		.00000	45-2219585		0001522802		Salveo Specialty Pharmacy, Inc.	DE	NIA	OptumRx Administrative Services, LLC	Ownership	100.000	UnitedHealth Group Incorporated		
		.00000	27-3787593		0001699232		Sand Lake SurgiCenter, LLC	CO	NIA	SCA-Sand Lake, LLC	Ownership	52.450	UnitedHealth Group Incorporated		2
		.00000	91-2127820				Santa Cruz Endoscopy Center, LLC	CA	NIA	SCA Pacific Holdings, Inc.	Ownership	50.000	UnitedHealth Group Incorporated		2
		.00000					Santa Helena Assistência Médica S.A.	BRA	NIA	Elual Participações S.A.	Ownership	65.210	UnitedHealth Group Incorporated		2
		.00000					Santa Helena Assistência Médica S.A.	BRA	NIA	Amil Assistência Médica Internacional S.A.	Ownership	33.600	UnitedHealth Group Incorporated		2
		.00000					Santos Administração e Participações S.A.	BRA	NIA	Amil Assistência Médica Internacional S.A.	Ownership	100.000	UnitedHealth Group Incorporated		
		.00000	27-4028885				Savvysherpa Administrative Services, LLC	IN	NIA	Savvysherpa, LLC	Ownership	100.000	UnitedHealth Group Incorporated		
		.00000					Savvysherpa Asia, Inc.	PHL	NIA	Savvysherpa, LLC	Ownership	99.000	UnitedHealth Group Incorporated		1
		.00000	41-1934238				Savvysherpa, LLC	DE	NIA	United HealthCare Services, Inc.	Ownership	100.000	UnitedHealth Group Incorporated		
		.00000	62-1149229				SC Affiliates, LLC	DE	NIA	Surgical Care Affiliates, LLC	Ownership	100.000	UnitedHealth Group Incorporated		
		.00000	47-5537316				SCA Athens, LLC	DE	NIA	SC Affiliates, LLC	Ownership	100.000	UnitedHealth Group Incorporated		
		.00000	47-5014406				SCA Austin Holdings, LLC	DE	NIA	SC Affiliates, LLC	Ownership	100.000	UnitedHealth Group Incorporated		
		.00000	47-5051685				SCA Austin Medical Center Holdings, LLC	DE	NIA	SCA Austin Holdings, LLC	Ownership	100.000	UnitedHealth Group Incorporated		
		.00000	45-4230864				SCA BOSC Holdings, LLC	DE	NIA	National Surgery Centers, LLC	Ownership	25.000	UnitedHealth Group Incorporated		
		.00000	45-4230864				SCA BOSC Holdings, LLC	DE	NIA	SC Affiliates, LLC	Ownership	25.000	UnitedHealth Group Incorporated		
		.00000	45-4230864				SCA BOSC Holdings, LLC	DE	NIA	SunSurgery, LLC	Ownership	25.000	UnitedHealth Group Incorporated		
		.00000	45-4230864				SCA BOSC Holdings, LLC	DE	NIA	Surgery Center Holding, LLC	Ownership	25.000	UnitedHealth Group Incorporated		
		.00000	47-2110605				SCA California Surgical Holdings, LLC	DE	NIA	National Surgery Centers, LLC	Ownership	100.000	UnitedHealth Group Incorporated		
		.00000	47-3916468				SCA Capital, LLC	DE	NIA	Surgical Care Affiliates, LLC	Ownership	100.000	UnitedHealth Group Incorporated		
		.00000	47-5030792				SCA Cedar Park Holdings, LLC	DE	NIA	SCA Austin Holdings, LLC	Ownership	100.000	UnitedHealth Group Incorporated		
		.00000	04-3170801				SCA Danbury Surgical Center, LLC	DE	NIA	SunSurgery, LLC	Ownership	67.000	UnitedHealth Group Incorporated		2
		.00000	62-1535981		0000914920		SCA Development, LLC	DE	NIA	SC Affiliates, LLC	Ownership	100.000	UnitedHealth Group Incorporated		
		.00000	98-1372069				SCA eCode Solutions Private Limited	IND	NIA	eCode Solutions, LLC	Ownership	100.000	UnitedHealth Group Incorporated		
		.00000	45-4230987				SCA EHSC Holdings, LLC	DE	NIA	National Surgery Centers, LLC	Ownership	25.000	UnitedHealth Group Incorporated		
		.00000	45-4230987				SCA EHSC Holdings, LLC	DE	NIA	SC Affiliates, LLC	Ownership	25.000	UnitedHealth Group Incorporated		
		.00000	45-4230987				SCA EHSC Holdings, LLC	DE	NIA	SunSurgery, LLC	Ownership	25.000	UnitedHealth Group Incorporated		
		.00000	45-4230987				SCA EHSC Holdings, LLC	DE	NIA	Surgery Center Holding, LLC	Ownership	25.000	UnitedHealth Group Incorporated		
		.00000	47-5512838				SCA EWASC Holdings, LLC	DE	NIA	National Surgery Centers, LLC	Ownership	25.000	UnitedHealth Group Incorporated		
		.00000	47-5512838				SCA EWASC Holdings, LLC	DE	NIA	SC Affiliates, LLC	Ownership	25.000	UnitedHealth Group Incorporated		
		.00000	47-5512838				SCA EWASC Holdings, LLC	DE	NIA	SunSurgery, LLC	Ownership	25.000	UnitedHealth Group Incorporated		
		.00000	47-5512838				SCA EWASC Holdings, LLC	DE	NIA	Surgery Center Holding, LLC	Ownership	25.000	UnitedHealth Group Incorporated		
		.00000	47-5064834				SCA Hays Holdings, LLC	DE	NIA	SCA Austin Holdings, LLC	Ownership	100.000	UnitedHealth Group Incorporated		
		.00000	36-4869243				SCA HoldCo, Inc.	DE	NIA	Collaborative Care Holdings, LLC	Ownership	100.000	UnitedHealth Group Incorporated		
		.00000	27-1664837				SCA Holding Company, Inc.	DE	NIA	SCA Surgery Holdings, LLC	Ownership	100.000	UnitedHealth Group Incorporated		
		.00000	47-1256943				SCA Holdings, Inc.	IN	NIA	National Surgery Centers, LLC	Ownership	100.000	UnitedHealth Group Incorporated		

STATEMENT AS OF SEPTEMBER 30, 2018 OF THE UnitedHealthcare Community Plan of Ohio, Inc.

SCHEDULE Y

PART 1A - DETAIL OF INSURANCE HOLDING COMPANY SYSTEM

1	2	3	4	5	6	7	8	9	10	11	12	13	14	15	16
Group Code	Group Name	NAIC Company Code	ID Number	Federal RSSD	CIK	Name of Securities Exchange if Publicly Traded (U.S. or International)	Names of Parent, Subsidiaries Or Affiliates	Domiciliary Location	Relationship to Reporting Entity	Directly Controlled by (Name of Entity/Person)	Type of Control (Ownership, Board, Management, Attorney-in-Fact, Influence, Other)	If Control is Ownership Provide Percentage	Ultimate Controlling Entity(ies)/Person(s)	Is an SCA Filing Required? (Y/N)	*
		.00000	35-2442147				SCA Idaho Holdings, LLC	DE	NIA	National Surgery Centers, LLC	Ownership	100.000	UnitedHealth Group Incorporated		
		.00000	45-4240475				SCA IEC Holdings, LLC	DE	NIA	National Surgery Centers, LLC	Ownership	25.000	UnitedHealth Group Incorporated		
		.00000	45-4240475				SCA IEC Holdings, LLC	DE	NIA	SC Affiliates, LLC	Ownership	25.000	UnitedHealth Group Incorporated		
		.00000	45-4240475				SCA IEC Holdings, LLC	DE	NIA	SunSurgery, LLC	Ownership	25.000	UnitedHealth Group Incorporated		
		.00000	45-4240475				SCA IEC Holdings, LLC	DE	NIA	Surgery Center Holding, LLC	Ownership	25.000	UnitedHealth Group Incorporated		
		.00000	45-2684108				SCA Indiana Holdings, LLC	DE	NIA	National Surgery Centers, LLC	Ownership	25.000	UnitedHealth Group Incorporated		
		.00000	45-2684108				SCA Indiana Holdings, LLC	DE	NIA	SC Affiliates, LLC	Ownership	25.000	UnitedHealth Group Incorporated		
		.00000	45-2684108				SCA Indiana Holdings, LLC	DE	NIA	SunSurgery, LLC	Ownership	25.000	UnitedHealth Group Incorporated		
		.00000	45-2684108				SCA Indiana Holdings, LLC	DE	NIA	Surgery Center Holding, LLC	Ownership	25.000	UnitedHealth Group Incorporated		
		.00000	81-3329679				SCA International, LLC	CA	NIA	SC Affiliates, LLC	Ownership	100.000	UnitedHealth Group Incorporated		
		.00000	20-8116987				SCA Nashville ASC, LLC	TN	NIA	Nashville-SCA Surgery Centers, Inc.	Ownership	99.000	UnitedHealth Group Incorporated		
		.00000	20-8116987				SCA Nashville ASC, LLC	TN	NIA	SC Affiliates, LLC	Ownership	1.000	UnitedHealth Group Incorporated		
		.00000	62-1505276				SCA of Clarksville, Inc.	TN	NIA	Surgical Health, LLC	Ownership	100.000	UnitedHealth Group Incorporated		
		.00000	27-1707364				SCA Pacific Holdings, Inc.	CA	NIA	SC Affiliates, LLC	Ownership	100.000	UnitedHealth Group Incorporated		
		.00000	46-1686425				SCA Pennsylvania Holdings, LLC	DE	NIA	Surgery Center Holding, LLC	Ownership	100.000	UnitedHealth Group Incorporated		
		.00000	72-1386840				SCA Premier Surgery Center of Louisville, LLC	DE	NIA	SC Affiliates, LLC	Ownership	100.000	UnitedHealth Group Incorporated		
		.00000	81-5211225		0001723704		SCA Rockledge JV, LLC	CA	NIA	SCA-Merritt, LLC	Ownership	97.003	UnitedHealth Group Incorporated		2
		.00000	45-4252645				SCA ROCS Holdings, LLC	DE	NIA	National Surgery Centers, LLC	Ownership	25.000	UnitedHealth Group Incorporated		
		.00000	45-4252645				SCA ROCS Holdings, LLC	DE	NIA	SC Affiliates, LLC	Ownership	25.000	UnitedHealth Group Incorporated		
		.00000	45-4252645				SCA ROCS Holdings, LLC	DE	NIA	SunSurgery, LLC	Ownership	25.000	UnitedHealth Group Incorporated		
		.00000	45-4252645				SCA ROCS Holdings, LLC	DE	NIA	Surgery Center Holding, LLC	Ownership	25.000	UnitedHealth Group Incorporated		
		.00000	47-4928368				SCA Southwestern PA, LLC	DE	NIA	SC Affiliates, LLC	Ownership	100.000	UnitedHealth Group Incorporated		
		.00000	47-3165040				SCA Specialists of Florida, LLC	DE	NIA	SCA Surgery Holdings, LLC	Ownership	100.000	UnitedHealth Group Incorporated		
		.00000	46-4898819				SCA SSC Holdings, LLC	DE	NIA	National Surgery Centers, LLC	Ownership	25.000	UnitedHealth Group Incorporated		
		.00000	46-4898819				SCA SSC Holdings, LLC	DE	NIA	SC Affiliates, LLC	Ownership	25.000	UnitedHealth Group Incorporated		
		.00000	46-4898819				SCA SSC Holdings, LLC	DE	NIA	SunSurgery, LLC	Ownership	25.000	UnitedHealth Group Incorporated		
		.00000	46-4898819				SCA SSC Holdings, LLC	DE	NIA	Surgery Center Holding, LLC	Ownership	25.000	UnitedHealth Group Incorporated		
		.00000	45-4266502				SCA SSSC Holdings, LLC	DE	NIA	National Surgery Centers, LLC	Ownership	25.000	UnitedHealth Group Incorporated		
		.00000	45-4266502				SCA SSSC Holdings, LLC	DE	NIA	SC Affiliates, LLC	Ownership	25.000	UnitedHealth Group Incorporated		
		.00000	45-4266502				SCA SSSC Holdings, LLC	DE	NIA	SunSurgery, LLC	Ownership	25.000	UnitedHealth Group Incorporated		
		.00000	45-4266502				SCA SSSC Holdings, LLC	DE	NIA	Surgery Center Holding, LLC	Ownership	25.000	UnitedHealth Group Incorporated		
		.00000	47-5038680				SCA Stonegate Holdings, LLC	DE	NIA	SCA Austin Holdings, LLC	Ownership	100.000	UnitedHealth Group Incorporated		
		.00000	63-1286887				SCA Surgery Center of Cullman, LLC	DE	NIA	SC Affiliates, LLC	Ownership	100.000	UnitedHealth Group Incorporated		
		.00000	26-2602268				SCA Surgery Holdings, LLC	DE	NIA	Surgical Care Affiliates, LLC	Ownership	100.000	UnitedHealth Group Incorporated		
		.00000	46-4774546				SCA Surgery Partners, LLC	FL	NIA	National Surgery Centers, LLC	Ownership	100.000	UnitedHealth Group Incorporated		
		.00000	75-2501088				SCA Surgicare of Laguna Hills, LLC	DE	NIA	Surgery Center Holding, LLC	Ownership	100.000	UnitedHealth Group Incorporated		
		.00000	27-2096767				SCA Teammate Support Network	AL	NIA	Surgical Care Affiliates, LLC	Ownership	100.000	UnitedHealth Group Incorporated		
		.00000	74-2555097				SCA-Albuquerque Surgery Properties, Inc.	CA	NIA	SC Affiliates, LLC	Ownership	100.000	UnitedHealth Group Incorporated		
		.00000	47-1807383				SCA-Alliance, LLC	DE	NIA	SCA Surgery Holdings, LLC	Ownership	100.000	UnitedHealth Group Incorporated		
		.00000	82-4763869				SCA-Anne Arundel, LLC	CA	NIA	SC Affiliates, LLC	Ownership	100.000	UnitedHealth Group Incorporated		
		.00000	82-3857984				SCA-Bethesda, LLC	TN	NIA	SC Affiliates, LLC	Ownership	100.000	UnitedHealth Group Incorporated		
		.00000	62-1530120				SCA-Blue Ridge, LLC	DE	NIA	SC Affiliates, LLC	Ownership	100.000	UnitedHealth Group Incorporated		
		.00000	83-1528858				SCA-Bonita Springs, LLC	FL	NIA	SC Affiliates, LLC	Ownership	100.000	UnitedHealth Group Incorporated		
		.00000	82-1980137				SCA-Brandon, LLC	AL	NIA	SC Affiliates, LLC	Ownership	50.980	UnitedHealth Group Incorporated		2
		.00000	81-3336088				SCA-Brazil, LLC	CA	NIA	SC Affiliates, LLC	Ownership	100.000	UnitedHealth Group Incorporated		
		.00000	83-1094012				SCA-Castle Rock, LLC	DE	NIA	SC Affiliates, LLC	Ownership	100.000	UnitedHealth Group Incorporated		
		.00000	47-1535510		0001716716		SCA-Central Florida, LLC	FL	NIA	SC Affiliates, LLC	Ownership	55.360	UnitedHealth Group Incorporated		2
		.00000	58-1709758				SCA-Charleston, LLC	DE	NIA	SCA Surgery Holdings, LLC	Ownership	100.000	UnitedHealth Group Incorporated		
		.00000	82-4511713				SCA-Chatham, LLC	DE	NIA	SC Affiliates, LLC	Ownership	100.000	UnitedHealth Group Incorporated		
		.00000	83-1093626				SCA-Cherry Creek, LLC	DE	NIA	SC Affiliates, LLC	Ownership	100.000	UnitedHealth Group Incorporated		
		.00000	81-3301058				SCA-Chevy Chase, LLC	DE	NIA	SC Affiliates, LLC	Ownership	100.000	UnitedHealth Group Incorporated		
		.00000	62-1516306				SCA-Citrus, Inc.	TN	NIA	SC Affiliates, LLC	Ownership	100.000	UnitedHealth Group Incorporated		
		.00000	93-1047471				SCA-Colorado Springs, LLC	DE	NIA	SC Affiliates, LLC	Ownership	100.000	UnitedHealth Group Incorporated		

STATEMENT AS OF SEPTEMBER 30, 2018 OF THE UnitedHealthcare Community Plan of Ohio, Inc.

SCHEDULE Y
PART 1A - DETAIL OF INSURANCE HOLDING COMPANY SYSTEM

1	2	3	4	5	6	7	8	9	10	11	12	13	14	15	16
Group Code	Group Name	NAIC Company Code	ID Number	Federal RSSD	CIK	Name of Securities Exchange if Publicly Traded (U.S. or International)	Names of Parent, Subsidiaries Or Affiliates	Domiciliary Location	Relationship to Reporting Entity	Directly Controlled by (Name of Entity/Person)	Type of Control (Ownership, Board, Management, Attorney-in-Fact, Influence, Other)	If Control is Ownership Provide Percentage	Ultimate Controlling Entity(ies)/Person(s)	Is an SCA Filing Required? (Y/N)	*
		.0000					SCA-Columbia, LLC	IL	NIA	SC Affiliates, LLC	Ownership	100.000	UnitedHealth Group	Incorporated	
		.0000	47-4028383				SCA-Davenport, LLC	DE	NIA	SC Affiliates, LLC	Ownership	100.000	UnitedHealth Group	Incorporated	
		.0000	82-1470227				SCA-Derry, LLC	DE	NIA	SC Affiliates, LLC	Ownership	100.000	UnitedHealth Group	Incorporated	
		.0000	81-3734814				SCA-Doral, LLC	DE	NIA	SC Affiliates, LLC	Ownership	100.000	UnitedHealth Group	Incorporated	
		.0000	83-1093886				SCA-DRY CREEK, LLC	MA	NIA	SC Affiliates, LLC	Ownership	100.000	UnitedHealth Group	Incorporated	
		.0000	83-1102015				SCA-DTC Holdings, LLC	DE	NIA	SC Affiliates, LLC	Ownership	100.000	UnitedHealth Group	Incorporated	
		.0000	81-1594261				SCA-Dublin, LLC	DE	NIA	SC Affiliates, LLC	Ownership	100.000	UnitedHealth Group	Incorporated	
		.0000	82-2251731				SCA-Edmond, LLC	DE	NIA	SC Affiliates, LLC	Ownership	100.000	UnitedHealth Group	Incorporated	
		.0000					SCA-Emmaus Holdings, LLC	DE	NIA	SC Affiliates, LLC	Ownership	100.000	UnitedHealth Group	Incorporated	
		.0000	81-3301305				SCA-Encinitas, Inc.	DE	NIA	Surgical Health, LLC	Ownership	100.000	UnitedHealth Group	Incorporated	
		.0000	62-1541235				SCA-Eugene, Inc.	TN	NIA	SC Affiliates, LLC	Ownership	100.000	UnitedHealth Group	Incorporated	
		.0000					SCA-First Coast, LLC	DE	NIA	SC Affiliates, LLC	Ownership	100.000	UnitedHealth Group	Incorporated	
		.0000	62-1551099				SCA-Florence, LLC	DE	NIA	SC Affiliates, LLC	Ownership	100.000	UnitedHealth Group	Incorporated	
		.0000	62-1502719				SCA-Fort Walton, Inc.	TN	NIA	SC Affiliates, LLC	Ownership	100.000	UnitedHealth Group	Incorporated	
		.0000	47-3641516				SCA-Franklin, LLC	DE	NIA	SC Affiliates, LLC	Ownership	100.000	UnitedHealth Group	Incorporated	
		.0000	81-2727879				SCA-Frederick, LLC	DE	NIA	SC Affiliates, LLC	Ownership	100.000	UnitedHealth Group	Incorporated	
		.0000	82-3535257				SCA-Freeway Holdings, LLC	DE	NIA	SC Affiliates, LLC	Ownership	100.000	UnitedHealth Group	Incorporated	
		.0000	93-1067967				SCA-Ft. Myers, LLC	CO	NIA	SC Affiliates, LLC	Ownership	100.000	UnitedHealth Group	Incorporated	
		.0000	62-1547690				SCA-Gainesville, LLC	DE	NIA	SC Affiliates, LLC	Ownership	100.000	UnitedHealth Group	Incorporated	
		.0000	81-1956407				SCA-Gladiolus, LLC	DE	NIA	SC Affiliates, LLC	Ownership	100.000	UnitedHealth Group	Incorporated	
		.0000	82-1438326				SCA-GRANTS PASS, LLC	DE	NIA	SC Affiliates, LLC	Ownership	100.000	UnitedHealth Group	Incorporated	
		.0000	81-2376695				SCA-Grove Place, LLC	DE	NIA	SC Affiliates, LLC	Ownership	100.000	UnitedHealth Group	Incorporated	
		.0000	47-3466283				SCA-Hagerstown, LLC	DE	NIA	SC Affiliates, LLC	Ownership	100.000	UnitedHealth Group	Incorporated	
		.0000	81-4605501				SCA-Hamden, LLC	DE	NIA	SC Affiliates, LLC	Ownership	100.000	UnitedHealth Group	Incorporated	
		.0000	47-5229514				SCA-Hilton Head, LLC	SC	NIA	SC Affiliates, LLC	Ownership	100.000	UnitedHealth Group	Incorporated	
		.0000	62-1506650				SCA-Honolulu, LLC	DE	NIA	SC Affiliates, LLC	Ownership	100.000	UnitedHealth Group	Incorporated	
		.0000	81-3445356				SCA-Houston Executive, LLC	DE	NIA	SCA Pacific Holdings, Inc.	Ownership	100.000	UnitedHealth Group	Incorporated	
		.0000	81-4905342				SCA-I Holdings, LLC	DE	NIA	SCA HoldCo, Inc.	Ownership	100.000	UnitedHealth Group	Incorporated	
		.0000	81-1666861				SCA-Illinois, LLC	DE	NIA	SCA Surgery Holdings, LLC	Ownership	100.000	UnitedHealth Group	Incorporated	
		.0000	47-3930052				SCA-IT Holdings, LLC	DE	NIA	SC Affiliates, LLC	Ownership	100.000	UnitedHealth Group	Incorporated	
		.0000	83-1102109				SCA-Kissing Camels Holdings, LLC	DE	NIA	SC Affiliates, LLC	Ownership	100.000	UnitedHealth Group	Incorporated	
		.0000	81-4292506				SCA-Main Street, LLC	DE	NIA	SC Affiliates, LLC	Ownership	100.000	UnitedHealth Group	Incorporated	
		.0000	47-1751165				SCA-Marina del Rey, LLC	FL	NIA	SC Affiliates, LLC	Ownership	100.000	UnitedHealth Group	Incorporated	
		.0000	81-1367813				SCA-MC VBP, Inc.	DE	NIA	SC Affiliates, LLC	Ownership	100.000	UnitedHealth Group	Incorporated	
		.0000	62-1184188				SCA-Mecklenburg Development Corp.	NC	NIA	SC Affiliates, LLC	Ownership	100.000	UnitedHealth Group	Incorporated	
		.0000	81-4616104				SCA-Memorial City, LLC	DE	NIA	SC Affiliates, LLC	Ownership	100.000	UnitedHealth Group	Incorporated	
		.0000	81-1771410				SCA-Merritt, LLC	DE	NIA	SC Affiliates, LLC	Ownership	100.000	UnitedHealth Group	Incorporated	
		.0000	82-2455773				SCA-Midlands, LLC	DE	NIA	SC Affiliates, LLC	Ownership	100.000	UnitedHealth Group	Incorporated	
		.0000	81-2976543				SCA-Midway Management, LLC	DE	NIA	SC Affiliates, LLC	Ownership	100.000	UnitedHealth Group	Incorporated	
		.0000	83-1093787				SCA-Mile High Holdings, LLC	DE	NIA	SC Affiliates, LLC	Ownership	100.000	UnitedHealth Group	Incorporated	
		.0000	80-0070617				SCA-Mobile, LLC	DE	NIA	SC Affiliates, LLC	Ownership	100.000	UnitedHealth Group	Incorporated	
		.0000	81-1320467				SCA-Mokena Properties, LLC	DE	NIA	SCA-Mokena, LLC	Ownership	100.000	UnitedHealth Group	Incorporated	
		.0000	81-1065674				SCA-Mokena, LLC	DE	NIA	SC Affiliates, LLC	Ownership	100.000	UnitedHealth Group	Incorporated	
		.0000	62-1506655				SCA-Mt. Pleasant, LLC	DE	NIA	SC Affiliates, LLC	Ownership	100.000	UnitedHealth Group	Incorporated	
		.0000	81-2850365				SCA-Naperville, LLC	DE	NIA	SC Affiliates, LLC	Ownership	100.000	UnitedHealth Group	Incorporated	
		.0000	82-3002171				SCA-Naples, LLC	DE	NIA	SC Affiliates, LLC	Ownership	100.000	UnitedHealth Group	Incorporated	
		.0000	81-1347328				SCA-ND VBP, Inc.	DE	NIA	SC Affiliates, LLC	Ownership	100.000	UnitedHealth Group	Incorporated	
		.0000	47-4418919				SCA-New Jersey, LLC	DE	NIA	SC Affiliates, LLC	Ownership	100.000	UnitedHealth Group	Incorporated	
		.0000	47-1760663				SCA-Newport Beach, LLC	CA	NIA	SC Affiliates, LLC	Ownership	100.000	UnitedHealth Group	Incorporated	
		.0000					Scanner Centromed S.A.	CHL	NIA	Administradora Médica Centromed S.A.	Ownership	84.500	UnitedHealth Group	Incorporated	2
		.0000	62-1589343				SCA-Northeast Georgia Health, LLC	TN	NIA	SCA-Gainesville, LLC	Ownership	50.100	UnitedHealth Group	Incorporated	2
		.0000	81-3445510				SCA-Palm Beach MSO Holdings, LLC	DE	NIA	SunSurgery, LLC	Ownership	100.000	UnitedHealth Group	Incorporated	
		.0000	82-3050836				SCA-Palm Beach, LLC	DE	NIA	SC Affiliates, LLC	Ownership	100.000	UnitedHealth Group	Incorporated	
		.0000	62-1538850				SCA-Paoli, LLC	DE	NIA	SC Affiliates, LLC	Ownership	100.000	UnitedHealth Group	Incorporated	

STATEMENT AS OF SEPTEMBER 30, 2018 OF THE UnitedHealthcare Community Plan of Ohio, Inc.

SCHEDULE Y
PART 1A - DETAIL OF INSURANCE HOLDING COMPANY SYSTEM

1	2	3	4	5	6	7	8	9	10	11	12	13	14	15	16
Group Code	Group Name	NAIC Company Code	ID Number	Federal RSSD	CIK	Name of Securities Exchange if Publicly Traded (U.S. or International)	Names of Parent, Subsidiaries Or Affiliates	Domiciliary Location	Relationship to Reporting Entity	Directly Controlled by (Name of Entity/Person)	Type of Control (Ownership, Board, Management, Attorney-in-Fact, Influence, Other)	If Control is Ownership Provide Percentage	Ultimate Controlling Entity(ies)/Person(s)	Is an SCA Filing Required? (Y/N)	*
		.0000	47-2785908				SCA-Phoenix, LLC	DE	NIA	SC Affiliates, LLC	Ownership	100.000	UnitedHealth Group Incorporated		
		.0000	47-1620189				SCA-Pocono, LLC	DE	NIA	SC Affiliates, LLC	Ownership	100.000	UnitedHealth Group Incorporated		
		.0000	81-4139195				SCA-PORTLAND, LLC	DE	NIA	SC Affiliates, LLC	Ownership	100.000	UnitedHealth Group Incorporated		
		.0000	81-4304317				SCA-River Valley, LLC	DE	NIA	SC Affiliates, LLC	Ownership	100.000	UnitedHealth Group Incorporated		
		.0000	47-1647512				SCA-Rockville, LLC	FL	NIA	SC Affiliates, LLC	Ownership	100.000	UnitedHealth Group Incorporated		
		.0000	81-2963561				SCA-San Diego, Inc.	DE	NIA	Surgical Health, LLC	Ownership	100.000	UnitedHealth Group Incorporated		
		.0000	94-3138088				SCA-San Luis Obispo, LLC	DE	NIA	SC Affiliates, LLC	Ownership	100.000	UnitedHealth Group Incorporated		
		.0000	47-1685878				SCA-Sand Lake, LLC	FL	NIA	SC Affiliates, LLC	Ownership	100.000	UnitedHealth Group Incorporated		
		.0000	82-3836843				SCA-Sandusky, LLC	DE	NIA	SC Affiliates, LLC	Ownership	100.000	UnitedHealth Group Incorporated		
		.0000	88-0185362				SCA-Santa Rosa, Inc.	NV	NIA	SC Affiliates, LLC	Ownership	100.000	UnitedHealth Group Incorporated		
		.0000	82-1179532		0001393275		SCA-Shelby Development Corp.	TN	NIA	SC Affiliates, LLC	Ownership	100.000	UnitedHealth Group Incorporated		
		.0000	81-3300613				SCA-Somerset, LLC	DE	NIA	SCA Surgery Holdings, LLC	Ownership	100.000	UnitedHealth Group Incorporated		
		.0000	81-4275937				SCA-South Carolina, LLC	DE	NIA	SC Affiliates, LLC	Ownership	100.000	UnitedHealth Group Incorporated		
		.0000	22-3117714				SCA-South Jersey, LLC	DE	NIA	SC Affiliates, LLC	Ownership	100.000	UnitedHealth Group Incorporated		
		.0000	20-3148262				SCA-Sovereign Santa Monica, LLC	DE	NIA	National Surgery Centers-Santa Monica, LLC	Ownership	100.000	UnitedHealth Group Incorporated		
		.0000	47-2676325				SCA-Sparta, LLC	DE	NIA	SC Affiliates, LLC	Ownership	100.000	UnitedHealth Group Incorporated		
		.0000	82-4499088				SCA-Spartanburg Holdings, LLC	DE	NIA	SC Affiliates, LLC	Ownership	100.000	UnitedHealth Group Incorporated		
		.0000	47-4106989				SCA-St. Louis, LLC	MO	NIA	Surgical Health, LLC	Ownership	100.000	UnitedHealth Group Incorporated		
		.0000	82-3270591				SCA-St. Lucie, LLC	DE	NIA	SC Affiliates, LLC	Ownership	100.000	UnitedHealth Group Incorporated		
		.0000	81-4371453				SCA-SurgiCare, LLC	IL	NIA	SC Affiliates, LLC	Ownership	100.000	UnitedHealth Group Incorporated		
		.0000	81-2455241				SCA-Swiftpath, LLC	DE	NIA	SC Affiliates, LLC	Ownership	100.000	UnitedHealth Group Incorporated		
		.0000	82-1987225				SCA-Tucson Holdings, LLC	DE	NIA	SC Affiliates, LLC	Ownership	100.000	UnitedHealth Group Incorporated		
		.0000	82-2294882				SCA-VERTA, LLC	DE	NIA	SC Affiliates, LLC	Ownership	100.000	UnitedHealth Group Incorporated		
		.0000	82-1449412				SCA-Wake Forest, LLC	DE	NIA	SC Affiliates, LLC	Ownership	100.000	UnitedHealth Group Incorporated		
		.0000	82-3689825				SCA-Western Connecticut, LLC	DE	NIA	SC Affiliates, LLC	Ownership	100.000	UnitedHealth Group Incorporated		
		.0000	82-3689825				SCA-Westover Hills, LLC	DE	NIA	SC Affiliates, LLC	Ownership	100.000	UnitedHealth Group Incorporated		
		.0000	47-2890788				SCA-Wilmington, LLC	DE	NIA	SC Affiliates, LLC	Ownership	100.000	UnitedHealth Group Incorporated		
		.0000	81-1159878				SCA-Wilson, LLC	DE	NIA	SCA Surgery Holdings, LLC	Ownership	100.000	UnitedHealth Group Incorporated		
		.0000	62-1525777				SCA-Winchester, LLC	DE	NIA	SC Affiliates, LLC	Ownership	100.000	UnitedHealth Group Incorporated		
		.0000	82-3528300				SCA-Winter Park, Inc.	TN	NIA	SC Affiliates, LLC	Ownership	100.000	UnitedHealth Group Incorporated		
		.0000	27-2635371		0001507754		SCA-Woodlands Holdings, LLC	DE	NIA	SC Affiliates, LLC	Ownership	100.000	UnitedHealth Group Incorporated		
		.0000	98-1097822				SCP Specialty Infusion, LLC	DE	NIA	BriovaRx Infusion Services, Inc.	Ownership	100.000	UnitedHealth Group Incorporated		
		.0000	98-1202716				ScriptSwitch Limited	GBR	NIA	Optum UK Solutions Group Limited	Ownership	100.000	UnitedHealth Group Incorporated		
		.0000	98-1202716				Seisa Serviços Integrados de Saúde Ltda.	BRA	NIA	Amil Assistência Médica Internacional S.A.	Ownership	100.000	UnitedHealth Group Incorporated		
		.0000	42-1709357		0001421210		Seisa Serviços Integrados de Saúde Ltda.	BRA	NIA	Cemed Care - Empresa de Atendimento Clínico Geral Ltda.	Ownership	0.000	UnitedHealth Group Incorporated		
		.0000	27-1533951		0001487203		Senate Street Surgery Center, LLC	IN	NIA	SCA SSC Holdings, LLC	Ownership	50.720	UnitedHealth Group Incorporated		2
		.0000					Serquinox Holdings LLC	DE	NIA	BriovaRx Infusion Services, Inc.	Ownership	100.000	UnitedHealth Group Incorporated		
		.0000					Servicios de Entrenamiento en Competencias Clínicas Ltda.	CHL	NIA	Clínica Santa María S.A.	Ownership	99.900	UnitedHealth Group Incorporated		
		.0000					Servicios de Entrenamiento en Competencias Clínicas Ltda.	CHL	NIA	Sociedad de Inversiones Santa María S.A.	Ownership	0.100	UnitedHealth Group Incorporated		
		.0000					Servicios Integrados de Salud Ltda.	CHL	NIA	Clínica Dávila y Servicios Médicos S.A.	Ownership	99.900	UnitedHealth Group Incorporated		
		.0000					Servicios Integrados de Salud Ltda.	CHL	NIA	Clínica Santa María S.A.	Ownership	0.100	UnitedHealth Group Incorporated		
		.0000					Servicios Médicos Amed Quilpué S.A.	CHL	NIA	Centromed Quilpué S.A.	Ownership	99.900	UnitedHealth Group Incorporated		
		.0000					Servicios Médicos Amed Quilpué S.A.	CHL	NIA	Laboratorios Médicos Amed Quilpué S.A.	Ownership	0.100	UnitedHealth Group Incorporated		
		.0000					Servicios Médicos Bío Bío Limitada	CHL	NIA	Clínica Bío Bío S.A.	Ownership	99.000	UnitedHealth Group Incorporated		
		.0000					Servicios Médicos Bío Bío Limitada	CHL	NIA	Saden S.A.	Ownership	1.000	UnitedHealth Group Incorporated		
		.0000					Servicios Médicos Ciudad del Mar Ltda.	CHL	NIA	Clínica Ciudad del Mar S.A.	Ownership	99.000	UnitedHealth Group Incorporated		
		.0000					Servicios Médicos Ciudad del Mar Ltda.	CHL	NIA	Saden S.A.	Ownership	1.000	UnitedHealth Group Incorporated		
		.0000					Servicios Médicos Santa María Limitada	CHL	NIA	Sociedad de Inversiones Santa María S.A.	Ownership	99.176	UnitedHealth Group Incorporated		
		.0000					Servicios Médicos Santa María Limitada	CHL	NIA	Clínica Santa María S.A.	Ownership	0.824	UnitedHealth Group Incorporated		

SCHEDULE Y
PART 1A - DETAIL OF INSURANCE HOLDING COMPANY SYSTEM

1	2	3	4	5	6	7	8	9	10	11	12	13	14	15	16
Group Code	Group Name	NAIC Company Code	ID Number	Federal RSSD	CIK	Name of Securities Exchange if Publicly Traded (U.S. or International)	Names of Parent, Subsidiaries Or Affiliates	Domi-ciliary Location	Relation-ship to Reporting Entity	Directly Controlled by (Name of Entity/Person)	Type of Control (Ownership, Board, Management, Attorney-in-Fact, Influence, Other)	If Control is Ownership Provide Percentage	Ultimate Controlling Entity(ies)/Person(s)	Is an SCA Filing Re-quired? (Y/N)	*
		.00000					Servicios Médicos Vespucio Ltda.	.CHL	NIA	Clínica Vespucio S.A.	Ownership	99.000	UnitedHealth Group Incorporated		
		.00000					Servicios Médicos Vespucio Ltda.	.CHL	NIA	Saden S.A.	Ownership	1.000	UnitedHealth Group Incorporated		
		.00000	45-4233576				SharedClarity LLC	.DE	NIA	United HealthCare Services, Inc.	Ownership	100.000	UnitedHealth Group Incorporated		
		.00000	58-1978974				SHC Atlanta, LLC	.DE	NIA	Surgical Health, LLC	Ownership	100.000	UnitedHealth Group Incorporated		
		.00000	58-2013443				SHC Austin, Inc.	.TX	NIA	Surgical Health, LLC	Ownership	100.000	UnitedHealth Group Incorporated		
		.00000	58-2062812				SHC Hawthorn, Inc.	.IL	NIA	Surgical Health, LLC	Ownership	100.000	UnitedHealth Group Incorporated		
		.00000	58-2101924				SHC Melbourne, Inc.	.FL	NIA	Surgical Health, LLC	Ownership	100.000	UnitedHealth Group Incorporated		
		.00000	62-1223273				Shelby Surgery Properties, Inc.	.TN	NIA	SC Affiliates, LLC	Ownership	100.000	UnitedHealth Group Incorporated		
.0707	UnitedHealth Group Incorporated	.71420	94-0734860				Sierra Health and Life Insurance Company, Inc.	.NV	IA	Sierra Health Services, Inc.	Ownership	100.000	UnitedHealth Group Incorporated		
		.00000	88-0200415		0000754009		Sierra Health Services, Inc.	.NV	NIA	UnitedHealthcare, Inc.	Ownership	100.000	UnitedHealth Group Incorporated		
		.00000	88-0254322				Sierra Health-Care Options, Inc.	.NV	NIA	Sierra Health Services, Inc.	Ownership	100.000	UnitedHealth Group Incorporated		
		.00000	88-0385705				Sierra Home Medical Products, Inc.	.NV	NIA	Sierra Health Services, Inc.	Ownership	100.000	UnitedHealth Group Incorporated		
		.00000	88-0264562				Sierra Nevada Administrators, Inc.	.NV	NIA	Sierra Health Services, Inc.	Ownership	100.000	UnitedHealth Group Incorporated		
		.00000					Sistema de Administración Hospitalaria S.A.C.	.PER	NIA	Pacifico S.A. Entidad Prestadora de Salud	Ownership	99.870	UnitedHealth Group Incorporated		1
		.00000					Sobam – Centro Médico Hospitalar S.A.	.BRA	NIA	Santa Helena Assistência Médica S.A.	Ownership	100.000	UnitedHealth Group Incorporated		
		.00000					Sociedad de Inversiones Santa María S.A.	.CHL	NIA	Clínica Santa María S.A.	Ownership	99.743	UnitedHealth Group Incorporated		
		.00000					Sociedad de Inversiones Santa María S.A.	.CHL	NIA	Clínica Dávila y Servicios Médicos S.A.	Ownership	0.257	UnitedHealth Group Incorporated		
		.00000					Sociedad Editorial para la Ciencia Limitada.	.COL	NIA	Banmédica S.A.	Ownership	76.290	UnitedHealth Group Incorporated		2
		.00000	20-8433398		0001395142		Somerset Outpatient Surgery, L.L.C.	.NJ	NIA	SCA-Somerset, LLC	Ownership	59.999	UnitedHealth Group Incorporated		2
		.00000	88-0201420				Southwest Medical Associates, Inc.	.NV	NIA	Sierra Health Services, Inc.	Ownership	100.000	UnitedHealth Group Incorporated		
		.00000	38-2609888				Southwest Michigan Health Network Inc.	.MI	NIA	UnitedHealthcare, Inc.	Ownership	100.000	UnitedHealth Group Incorporated		
		.00000	36-4369359		0001735065		Southwest Surgery Center, LLC	.IL	NIA	SCA-Mokena, LLC	Ownership	62.660	UnitedHealth Group Incorporated		2
		.00000	75-2516426		0001678554		Space Coast Surgical Center, Ltd.	.FL	NIA	SCA Rockledge JV, LLC	Ownership	52.190	UnitedHealth Group Incorporated		2
		.00000	55-0790742		0001689380		Specialists in Urology Surgery Center, LLC	.FL	NIA	SCA Specialists of Florida, LLC	Ownership	100.000	UnitedHealth Group Incorporated		
		.00000	25-1968213		0001428882		Specialized Pharmaceuticals, Inc.	.PA	NIA	QdL Acquisition Holdings Corp.	Ownership	100.000	UnitedHealth Group Incorporated		
		.00000	41-1921983				Specialty Benefits, LLC	.DE	NIA	United HealthCare Services, Inc.	Ownership	100.000	UnitedHealth Group Incorporated		
		.00000	20-3412545		0001345138		Specialty Surgical Center, LLC	.NJ	NIA	SCA-Sparta, LLC	Ownership	51.000	UnitedHealth Group Incorporated		2
		.00000	71-0886811				Spectera of New York, IPA, Inc.	.NY	NIA	Spectera, Inc.	Ownership	100.000	UnitedHealth Group Incorporated		
		.00000	52-1260282				Spectera, Inc.	.MD	NIA	Specialty Benefits, LLC	Ownership	100.000	UnitedHealth Group Incorporated		
		.00000	81-1387232				SPINETRACK 20/20, Inc.	.CA	NIA	SCA-ND VBP, Inc.	Ownership	100.000	UnitedHealth Group Incorporated		
		.00000					Sports and Spinal Physical Therapy, Inc.	.DC	NIA	Orthology, Inc.	Ownership	100.000	UnitedHealth Group Incorporated		
		.00000	46-5587702				Spotlite, Inc.	.DE	NIA	Rally Health, Inc.	Ownership	100.000	UnitedHealth Group Incorporated		
		.00000	62-1770924				SRPS, LLC	.DE	NIA	Progressive Enterprises Holdings, Inc.	Ownership	100.000	UnitedHealth Group Incorporated		
		.00000	41-1348916				St. Cloud Surgical Center, LLC	.DE	NIA	Surgery Center Holding, LLC	Ownership	100.000	UnitedHealth Group Incorporated		
		.00000	20-1211544				Stonagate Surgery Center, L.P.	.TX	NIA	SCA Stonagate Holdings, LLC	Ownership	54.890	UnitedHealth Group Incorporated		2
		.00000	27-2944223				Streamlines Health, LLC	.MN	NIA	Savvysherpa, LLC	Ownership	100.000	UnitedHealth Group Incorporated		
		.00000	06-1082848				SunSurgery, LLC	.DE	NIA	Surgical Care Affiliates, LLC	Ownership	100.000	UnitedHealth Group Incorporated		
		.00000	82-5207693				Surgery Center at Kissing Camels, LLC	.DE	NIA	SCA-Kissing Camels Holdings, LLC	Ownership	0.000	UnitedHealth Group Incorporated		1
		.00000	62-1739361				Surgery Center Holding, LLC	.DE	NIA	Surgical Care Affiliates, LLC	Ownership	100.000	UnitedHealth Group Incorporated		
		.00000	45-0581955				Surgery Center of Athens, LLC	.GA	NIA	Athens ASC Holdings, LLC	Ownership	100.000	UnitedHealth Group Incorporated		
		.00000	62-1509341				Surgery Center of Boca Raton, Inc.	.FL	NIA	Surgical Health, LLC	Ownership	100.000	UnitedHealth Group Incorporated		
		.00000	62-1506370		0001359745		Surgery Center of Clarksville, L.P.	.TN	NIA	Surgical Health, LLC	Ownership	99.900	UnitedHealth Group Incorporated		1
		.00000	63-1214140				Surgery Center of Colorado Springs, LLC	.DE	NIA	SC Affiliates, LLC	Ownership	100.000	UnitedHealth Group Incorporated		
		.00000	72-1349752		0001333861		Surgery Center of Easton, LLC	.DE	NIA	SC Affiliates, LLC	Ownership	100.000	UnitedHealth Group Incorporated		
		.00000	63-1212213				Surgery Center of Ellicott City, Inc.	.DE	NIA	SC Affiliates, LLC	Ownership	100.000	UnitedHealth Group Incorporated		
		.00000	62-1179539				Surgery Center of Lexington, LLC	.DE	NIA	SC Affiliates, LLC	Ownership	100.000	UnitedHealth Group Incorporated		
		.00000	62-1179537				Surgery Center of Louisville, LLC	.DE	NIA	SC Affiliates, LLC	Ownership	100.000	UnitedHealth Group Incorporated		
		.00000	63-1231944				Surgery Center of Maui, LLC	.DE	NIA	SC Affiliates, LLC	Ownership	100.000	UnitedHealth Group Incorporated		
		.00000	63-1194204				Surgery Center of Muskogee, LLC	.DE	NIA	SC Affiliates, LLC	Ownership	100.000	UnitedHealth Group Incorporated		
		.00000	11-3701564		0001294858		Surgery Center of Rockville, L.L.C.	.MD	NIA	SCA-Rockville, LLC	Ownership	59.000	UnitedHealth Group Incorporated		2
		.00000	63-1212214				Surgery Center of Southern Pines, LLC	.DE	NIA	Surgery Center Holding, LLC	Ownership	100.000	UnitedHealth Group Incorporated		

STATEMENT AS OF SEPTEMBER 30, 2018 OF THE UnitedHealthcare Community Plan of Ohio, Inc.

SCHEDULE Y
PART 1A - DETAIL OF INSURANCE HOLDING COMPANY SYSTEM

1	2	3	4	5	6	7	8	9	10	11	12	13	14	15	16
Group Code	Group Name	NAIC Company Code	ID Number	Federal RSSD	CIK	Name of Securities Exchange if Publicly Traded (U.S. or International)	Names of Parent, Subsidiaries Or Affiliates	Domi-ciliary Location	Relation-ship to Reporting Entity	Directly Controlled by (Name of Entity/Person)	Type of Control (Ownership, Board, Management, Attorney-in-Fact, Influence, Other)	If Control is Ownership Provide Percentage	Ultimate Controlling Entity(ies)/Person(s)	Is an SCA Filing Re-quired? (Y/N)	*
		.00000	63-1178497				Surgery Center of Spokane, LLC	CA	NIA	SC Affiliates, LLC	Ownership	100.000	UnitedHealth Group Incorporated		
		.00000	63-1184216				Surgery Center of Summerlin, LLC	DE	NIA	SC Affiliates, LLC	Ownership	100.000	UnitedHealth Group Incorporated		
		.00000	82-3448050				Surgery Center of The Woodlands, LLC	SC	NIA	SCA-Woodlands Holdings, LLC	Ownership	55.510	UnitedHealth Group Incorporated		2
		.00000	62-1491963				Surgery Center of Vero Beach, Inc.	TN	NIA	Surgical Health, LLC	Ownership	100.000	UnitedHealth Group Incorporated		
		.00000					Surgery Center of Wilmington Properties, LLC								
		.00000					Surgery Center of Wilmington, LLC	MN	NIA	Surgery Center of Wilmington, LLC	Ownership	100.000	UnitedHealth Group Incorporated		
		.00000					Surgery Center of Wilson, LLC	CO	NIA	SCA-Wilmington, LLC	Ownership	100.000	UnitedHealth Group Incorporated		
		.00000	26-1767806				Surgery Centers of Des Moines, LLC	NC	NIA	SCA-Wilson, LLC	Ownership	76.450	UnitedHealth Group Incorporated		2
		.00000	42-1166764				Surgery Centers of Des Moines, Ltd., an Iowa Limited Partnership	IA	NIA	Surgery Center Holding, LLC	Ownership	51.000	UnitedHealth Group Incorporated		7
		.00000	36-3562598		0001214047		Surgical Care Partners of Melbourne, LLC	DE	NIA	Surgery Centers of Des Moines, LLC	Ownership	65.750	UnitedHealth Group Incorporated		2
		.00000	68-0282268				Surgical Care Partners of Melbourne, LLC	DE	NIA	Surgical Care Affiliates, LLC	Ownership	100.000	UnitedHealth Group Incorporated		
		.00000	33-1187498				Surgical Care Partners of Melbourne, LLC	AL	NIA	Surgical Care Affiliates Political Action Committee	Ownership	100.000	UnitedHealth Group Incorporated		
		.00000	20-8922307		0001411574		Surgical Care Partners of Melbourne, LLC	DE	NIA	SCA1 Holdings, LLC	Ownership	100.000	UnitedHealth Group Incorporated		
		.00000	46-2971080				Surgical Care Partners of Melbourne, LLC	DE	NIA	SHC Melbourne, Inc.	Ownership	74.740	UnitedHealth Group Incorporated		2
		.00000	22-2709324				Surgical Center of South Jersey, Limited Partnership	NJ	NIA	SCA-South Jersey, LLC	Ownership	60.620	UnitedHealth Group Incorporated		2
		.00000	63-1138507				Surgical Center of Tuscaloosa Holdings, LLC	AL	NIA	Surgical Care Affiliates, LLC	Ownership	100.000	UnitedHealth Group Incorporated		
		.00000	58-1997354				Surgical Health of Orlando, Inc.	FL	NIA	Surgical Health, LLC	Ownership	100.000	UnitedHealth Group Incorporated		
		.00000	58-1941168				Surgical Health, LLC	DE	NIA	Surgical Care Affiliates, LLC	Ownership	100.000	UnitedHealth Group Incorporated		
		.00000	26-5429310				Surgical Holdings, Inc.	DE	NIA	Surgical Care Affiliates, LLC	Ownership	100.000	UnitedHealth Group Incorporated		
		.00000	27-0168681				Surgical Hospital Holdings of Oklahoma, LLC	DE	NIA	SCA Surgery Holdings, LLC	Ownership	100.000	UnitedHealth Group Incorporated		
		.00000	75-2157730				Surgicare of Belleville, LLC	DE	NIA	Surgery Center Holding, LLC	Ownership	100.000	UnitedHealth Group Incorporated		
		.00000	64-0629000		0001141491		Surgicare of Jackson, LLC	DE	NIA	Surgery Center Holding, LLC	Ownership	100.000	UnitedHealth Group Incorporated		
		.00000	75-2287141				Surgicare of Joliet, Inc.	IL	NIA	Surgery Center Holding, LLC	Ownership	100.000	UnitedHealth Group Incorporated		
		.00000	75-2501191				Surgicare of La Veta, Inc.	CA	NIA	Surgery Centers-West Holdings, LLC	Ownership	100.000	UnitedHealth Group Incorporated		
		.00000	75-2507129		0001210104		Surgicare of La Veta, Ltd., a California Limited Partnership	CO	NIA	Surgery Centers-West Holdings, LLC	Ownership	100.000	UnitedHealth Group Incorporated		
		.00000	41-1437636		0001141489		Surgicare of Minneapolis, LLC	DE	NIA	Surgery Center Holding, LLC	Ownership	100.000	UnitedHealth Group Incorporated		
		.00000	75-2459713		0001108533		Surgicare of Mobile, LLC	DE	NIA	Surgery Center Holding, LLC	Ownership	100.000	UnitedHealth Group Incorporated		
		.00000	75-2448926				Surgicare of Oceanside, Inc.	CA	NIA	Surgery Center Holding, LLC	Ownership	100.000	UnitedHealth Group Incorporated		
		.00000	75-2184730				Surgicare of Owensboro, LLC	DE	NIA	Surgery Center Holding, LLC	Ownership	100.000	UnitedHealth Group Incorporated		
		.00000	75-2200171				Surgicare of Salem, LLC	DE	NIA	Surgery Center Holding, LLC	Ownership	100.000	UnitedHealth Group Incorporated		
		.00000	35-1975122				Surgicare, LLC	NC	NIA	SCA-Surgicare, LLC	Ownership	53.684	UnitedHealth Group Incorporated		2
		.00000	95-3329855				Surgicenters of Southern California, Inc.	CA	NIA	Surgery Center Holding, LLC	Ownership	100.000	UnitedHealth Group Incorporated		
		.00000	46-1536748				Symphonix Health Holdings, LLC	DE	NIA	United HealthCare Services, Inc.	Ownership	100.000	UnitedHealth Group Incorporated		
.0707	UnitedHealth Group Incorporated	84549	38-2044243				Symphonix Health Insurance, Inc.	IL	IA	Symphonix Health Holdings, LLC	Ownership	100.000	UnitedHealth Group Incorporated		
		.00000	47-4751035				TeamMD Holdings, Inc.	DE	NIA	AmeriChoice Corporation	Ownership	100.000	UnitedHealth Group Incorporated		
		.00000	47-4850893				TeamMD Iowa, Inc.	DE	NIA	TeamMD Holdings, Inc.	Ownership	100.000	UnitedHealth Group Incorporated		
		.00000	35-2584893				TeamMD Physicians of Texas, Inc.	TX	NIA	TeamMD Holdings, Inc.	Ownership	100.000	UnitedHealth Group Incorporated		
		.00000					Tecnologías de Información en Salud S.A.	CHL	NIA	Clinica Dávila y Servicios Médicos S.A.	Ownership	50.000	UnitedHealth Group Incorporated		
		.00000					Tecnologías de Información en Salud S.A.	CHL	NIA	Clinica Santa María S.A.	Ownership	50.000	UnitedHealth Group Incorporated		
		.00000					The Advisory Board (Chile) SpA	CHL	NIA	The Advisory Board Company	Ownership	100.000	UnitedHealth Group Incorporated		
		.00000	52-1468699				The Advisory Board Company	DE	NIA	OptumInsight, Inc.	Ownership	100.000	UnitedHealth Group Incorporated		
		.00000	56-1970224		0001284028		The Lewin Group, Inc.	NC	NIA	Optum Public Sector Solutions, Inc.	Ownership	100.000	UnitedHealth Group Incorporated		
		.00000	61-1409045				The Outpatient Surgery Center of Hilton Head, LLC	IN	NIA	SCA-Hilton Head, LLC	Ownership	50.000	UnitedHealth Group Incorporated		1
		.00000	72-1349755				The Surgery Center of Easton, L.P.	TN	NIA	Surgery Center of Easton, LLC	Ownership	57.000	UnitedHealth Group Incorporated		2
		.00000	06-1552689				The Surgical Center of Connecticut, LLC	CT	NIA	SCA-Main Street, LLC	Ownership	62.120	UnitedHealth Group Incorporated		2
		.00000	37-1446353				THE SURGICAL CENTER OF THE TREASURE COAST, L.L.C.	TX	NIA	SCA-St. Lucie, LLC	Ownership	51.000	UnitedHealth Group Incorporated		2
		.00000	26-1479919		0001424093		Thomas Johnson Surgery Center, LLC	MD	NIA	SCA-Frederick, LLC	Ownership	65.000	UnitedHealth Group Incorporated		2
		.00000	77-0367271		0001464001		Thousand Oaks Endoscopy Center, LLC	CA	NIA	Endoscopy Center Affiliates, Inc.	Ownership	56.400	UnitedHealth Group Incorporated		1

16.19

STATEMENT AS OF SEPTEMBER 30, 2018 OF THE UnitedHealthcare Community Plan of Ohio, Inc.

SCHEDULE Y
PART 1A - DETAIL OF INSURANCE HOLDING COMPANY SYSTEM

1	2	3	4	5	6	7	8	9	10	11	12	13	14	15	16
Group Code	Group Name	NAIC Company Code	ID Number	Federal RSSD	CIK	Name of Securities Exchange if Publicly Traded (U.S. or International)	Names of Parent, Subsidiaries Or Affiliates	Domiciliary Location	Relationship to Reporting Entity	Directly Controlled by (Name of Entity/Person)	Type of Control (Ownership, Board, Management, Attorney-in-Fact, Influence, Other)	If Control is Ownership Provide Percentage	Ultimate Controlling Entity(ies)/Person(s)	Is an SCA Filing Required? (Y/N)	*
		.0000	25-1825549				Three Rivers Holdings, Inc.	DE	UDP	AmeriChoice Corporation	Ownership	100.000	UnitedHealth Group Incorporated		
		.0000	63-1194203		0001463990		Three Rivers Surgical Care, L.P.	TN	NIA	Muskogee Surgical Investors, LLC	Ownership	51.000	UnitedHealth Group Incorporated		2
		.0000					TMC-SCA JV, LLC	DE	NIA		Ownership	100.000	UnitedHealth Group Incorporated		
		.0000	59-3143128				Tmesys, LLC	FL	NIA	PMSI Holdings, LLC	Ownership	100.000	UnitedHealth Group Incorporated		
		.0000	98-1287904				Topimagem Diagnóstico por Imagem Ltda.	BRA	NIA	Esho - Empresa de Serviços Hospitalares S.A.	Ownership	89.000	UnitedHealth Group Incorporated		2
		.0000	83-1528858		0001754456		Trails Edge Surgery Center, LLC	FL	NIA	SCA-Bonita Springs, LLC	Ownership	100.000	UnitedHealth Group Incorporated		
		.0000	52-1431155				Travel Express Incorporated	MD	NIA	FrontierMEDEX, Inc.	Ownership	100.000	UnitedHealth Group Incorporated		
		.0000	47-5088596				TriMed, LLC	UT	NIA	National MedTrans, LLC	Ownership	100.000	UnitedHealth Group Incorporated		
		.0000	46-5530255				Trio Motion, LLC	DE	NIA	Savvysherpa, LLC	Ownership	100.000	UnitedHealth Group Incorporated		
		.0000	82-4692800				Tucson Arizona Surgical Center, LLC	TX	NIA	SCA-Tucson Holdings, LLC	Ownership	0.000	UnitedHealth Group Incorporated		1
		.0000	94-3077084				U.S. Behavioral Health Plan, California	CA	IA	United Behavioral Health	Ownership	100.000	UnitedHealth Group Incorporated		
		.0000	98-1388279				UHC Finance (Ireland) Unlimited Company	IRL	NIA	UnitedHealthcare Europe S.á r.l.	Ownership	100.000	UnitedHealth Group Incorporated		
		.0000	98-1113428				UHC Global Health Services BC Ltd.	CAN	NIA	UnitedHealthcare Global Canada Limited	Ownership	100.000	UnitedHealth Group Incorporated		
		.0000	41-1913059				UHC International Services, Inc.	DE	NIA	UnitedHealth Group Incorporated	Ownership	100.000	UnitedHealth Group Incorporated		
		.0000	95-2931460		0001225831		UHC of California	CA	IA	United HealthCare Services, Inc.	Ownership	100.000	UnitedHealth Group Incorporated		
		.0000	82-3143073				UHCFL LLC	DE	NIA	OptumRx, Inc.	Ownership	100.000	UnitedHealth Group Incorporated		
		.0000	98-1103713				UHCG - FZE	ARE	NIA	UnitedHealthcare Global Medical (UK) Limited	Ownership	100.000	UnitedHealth Group Incorporated		
		.0000	98-1372063				UHCG Holdings (Ireland) Limited	IRL	NIA	United HealthCare Services, Inc.	Ownership	100.000	UnitedHealth Group Incorporated		
		.0000	98-1372064				UHCG Services (Ireland) Limited	IRL	NIA	UHCG Holdings (Ireland) Limited	Ownership	100.000	UnitedHealth Group Incorporated		
		.0000	98-1122490				UHG Brasil Participações S.A.	BRA	NIA	Polar II Fundo de Investimento em Participações Multiestrategia	Ownership	100.000	UnitedHealth Group Incorporated		
		.0000	41-1921008				UHC Holdings, Inc.	DE	NIA	United HealthCare Services, Inc.	Ownership	100.000	UnitedHealth Group Incorporated		
		.0000	39-1995276				UMR, Inc.	DE	NIA	United HealthCare Services, Inc.	Ownership	100.000	UnitedHealth Group Incorporated		
		.0000					Unidad Médica Diagnóstico S.A.	COL	NIA	Colmedica Medicina Prepagada	Ownership	92.381	UnitedHealth Group Incorporated		2
		.0000					Unidad Médica Diagnóstico S.A.	COL	NIA	Banmedica Colombia SpA	Ownership	7.619	UnitedHealth Group Incorporated		2
.0707	UnitedHealth Group Incorporated	91529	52-1996029				Unimerica Insurance Company	WI	IA	OptumHealth Holdings, LLC	Ownership	100.000	UnitedHealth Group Incorporated		
							Unimerica Life Insurance Company of New York								
.0707	UnitedHealth Group Incorporated	11596	01-0637149				Unison Administrative Services, LLC	NY	IA	UnitedHealthcare Insurance Company	Ownership	100.000	UnitedHealth Group Incorporated		
		.0000	25-1877716				Unison Health Plan of Delaware, Inc.	PA	NIA	Three Rivers Holdings, Inc.	Ownership	100.000	UnitedHealth Group Incorporated		
		.0000	20-5917714				United Behavioral Health	DE	IA	Three Rivers Holdings, Inc.	Ownership	100.000	UnitedHealth Group Incorporated		
		.0000	94-2649097				United Behavioral Health of New York, I.P.A., Inc.	CA	NIA	OptumHealth Holdings, LLC	Ownership	100.000	UnitedHealth Group Incorporated		
		.0000	41-1868911				United Health Foundation	NY	NIA	United Behavioral Health	Ownership	100.000	UnitedHealth Group Incorporated		
		.0000	41-1941615				United HealthCare Services, Inc.	MN	NIA	UnitedHealth Group Incorporated	Ownership	100.000	UnitedHealth Group Incorporated		
		.0000	41-1289245	3410132	0001310133		United Resource Networks IPA of New York, Inc.	MN	NIA	UnitedHealth Group Incorporated	Ownership	100.000	UnitedHealth Group Incorporated		
		.0000	30-0318238				UnitedHealth Advisors, LLC	NY	NIA	OptumHealth Care Solutions, LLC	Ownership	100.000	UnitedHealth Group Incorporated		
		.0000	01-0538317				UnitedHealth Group International Finance (Ireland) Unlimited Company	ME	NIA	United HealthCare Services, Inc.	Ownership	100.000	UnitedHealth Group Incorporated		
		.0000	41-1321939	4665014	0000731766	New York Stock Exchange	UnitedHealth Group International Finance (Ireland) Unlimited Company	DE	UIP		Ownership	0.000			
		.0000	98-1422474				UnitedHealth Group International GP	IRL	NIA	UnitedHealthcare Europe S.á r.l.	Ownership	100.000	UnitedHealth Group Incorporated		
		.0000	98-1079826				UnitedHealth Group International L.P.	CYM	NIA	UnitedHealth Group Incorporated	Ownership	100.000	UnitedHealth Group Incorporated		
		.0000	98-1080118				UnitedHealth Group International L.P.	CYM	NIA	UnitedHealth Group Incorporated	Ownership	73.876	UnitedHealth Group Incorporated		
		.0000	98-1080118				UnitedHealth Group International L.P.	CYM	NIA	FMG Holdings, LLC	Ownership	25.771	UnitedHealth Group Incorporated		
		.0000	98-1080118				UnitedHealth Group International L.P.	CYM	NIA	Hygeia Corporation	Ownership	0.352	UnitedHealth Group Incorporated		
		.0000	46-3311984				UnitedHealth Group Ventures, LLC	DE	NIA	UnitedHealth Group Incorporated	Ownership	100.000	UnitedHealth Group Incorporated		
		.0000	41-1917398				UnitedHealth International, Inc.	DE	NIA	UnitedHealth Group Incorporated	Ownership	100.000	UnitedHealth Group Incorporated		
		.0000	26-2574977				UnitedHealth Military & Veterans Services, LLC	DE	NIA	United HealthCare Services, Inc.	Ownership	100.000	UnitedHealth Group Incorporated		
		.0000	98-0599902				UnitedHealth UK Limited	GBR	NIA	Optum Solutions UK Holdings Limited	Ownership	100.000	UnitedHealth Group Incorporated		
.0707	UnitedHealth Group Incorporated	95174	33-0115163		0001225840		UnitedHealthcare Benefits of Texas, Inc.	TX	IA	United HealthCare Services, Inc.	Ownership	100.000	UnitedHealth Group Incorporated		

STATEMENT AS OF SEPTEMBER 30, 2018 OF THE UnitedHealthcare Community Plan of Ohio, Inc.

SCHEDULE Y
PART 1A - DETAIL OF INSURANCE HOLDING COMPANY SYSTEM

1	2	3	4	5	6	7	8	9	10	11	12	13	14	15	16
Group Code	Group Name	NAIC Company Code	ID Number	Federal RSSD	CIK	Name of Securities Exchange if Publicly Traded (U.S. or International)	Names of Parent, Subsidiaries Or Affiliates	Domiciliary Location	Relationship to Reporting Entity	Directly Controlled by (Name of Entity/Person)	Type of Control (Ownership, Board, Management, Attorney-in-Fact, Influence, Other)	If Control is Ownership Provide Percentage	Ultimate Controlling Entity(ies)/Person(s)	Is an SCA Filing Required? (Y/N)	*
		.0000	47-3221444				UnitedHealthcare Benefits Plan of California	CA	IA	United HealthCare Services, Inc.	Ownership	100.000	UnitedHealth Group Incorporated		
		.0000	46-4348775				UnitedHealthcare Community Plan of California, Inc.	CA	IA	United HealthCare Services, Inc.	Ownership	100.000	UnitedHealth Group Incorporated		
.0707	UnitedHealth Group Incorporated	.13168	26-2688274				UnitedHealthcare Community Plan of Georgia, Inc.	GA	IA	AmeriChoice Corporation	Ownership	100.000	UnitedHealth Group Incorporated		
.0707	UnitedHealth Group Incorporated	.12323	56-2451429				UnitedHealthcare Community Plan of Ohio, Inc.	OH	RE	Three Rivers Holdings, Inc.	Ownership	100.000	UnitedHealth Group Incorporated		
.0707	UnitedHealth Group Incorporated	.11141	91-2008361				UnitedHealthcare Community Plan of Texas, L.L.C.	TX	IA	Ovations, Inc.	Ownership	100.000	UnitedHealth Group Incorporated		
.0707	UnitedHealth Group Incorporated	.95467	38-3204052				UnitedHealthcare Community Plan, Inc.	MI	IA	AmeriChoice Corporation	Ownership	100.000	UnitedHealth Group Incorporated		
		.0000	98-1200034				UnitedHealthcare Consulting & Assistance Service (Beijing) Co., Ltd.	CHN	NIA	UnitedHealthcare International I B.V.	Ownership	100.000	UnitedHealth Group Incorporated		
		.0000	98-1199879				UnitedHealthcare Europe S.á r.l.	LUX	NIA	UnitedHealthcare International I S.á r.l.	Ownership	100.000	UnitedHealth Group Incorporated		
		.0000	98-1104429				UnitedHealthcare Global Canada Limited	CAN	NIA	UnitedHealthcare International I B.V.	Ownership	100.000	UnitedHealth Group Incorporated		
		.0000	98-1029201				UnitedHealthcare Global Medical (UK) Limited	GBR	NIA	UnitedHealthcare International I B.V.	Ownership	100.000	UnitedHealth Group Incorporated		
		.0000	98-1099116				UnitedHealthcare India Private Limited	IND	NIA	UnitedHealthcare International II B.V.	Ownership	99.999	UnitedHealth Group Incorporated		
		.0000	98-1099116				UnitedHealthcare India Private Limited	IND	NIA	UnitedHealth International, Inc.	Ownership	0.001	UnitedHealth Group Incorporated		
.0707	UnitedHealth Group Incorporated	.79413	36-2739571				UnitedHealthcare Insurance Company	CT	IA	UHC Holdings, Inc.	Ownership	100.000	UnitedHealth Group Incorporated		
.0707	UnitedHealth Group Incorporated	.60318	36-3800349				UnitedHealthcare Insurance Company of Illinois	IL	IA	UnitedHealthcare Insurance Company	Ownership	100.000	UnitedHealth Group Incorporated		
.0707	UnitedHealth Group Incorporated	.60093	11-3283886				UnitedHealthcare Insurance Company of New York	NY	IA	UnitedHealthcare Insurance Company	Ownership	100.000	UnitedHealth Group Incorporated		
.0707	UnitedHealth Group Incorporated	.12231	20-1902768				UnitedHealthcare Insurance Company of the River Valley	IL	IA	UnitedHealthcare Services Company of the River Valley, Inc.	Ownership	100.000	UnitedHealth Group Incorporated		
		.0000	98-1372065				UnitedHealthcare Insurance Designated Activity Company	IRL	NIA	UHC Holdings (Ireland) Limited	Ownership	100.000	UnitedHealth Group Incorporated		
		.0000	86-0618309				UnitedHealthcare Integrated Services, Inc.	AZ	NIA	Ovations, Inc.	Ownership	100.000	UnitedHealth Group Incorporated		
		.0000	41-1988797				UnitedHealthcare International Asia, LLC	DE	NIA	UnitedHealth Group Incorporated	Ownership	100.000	UnitedHealth Group Incorporated		
		.0000	98-1100512				UnitedHealthcare International I B.V.	NLD	NIA	UnitedHealth Group International L.P.	Ownership	100.000	UnitedHealth Group Incorporated		
		.0000	98-1079595				UnitedHealthcare International I S.á r.l.	LUX	NIA	UnitedHealthcare International VI S.á r.l.	Ownership	100.000	UnitedHealth Group Incorporated		
		.0000	98-1100980				UnitedHealthcare International II B.V.	NLD	NIA	OptumHealth International B.V.	Ownership	100.000	UnitedHealth Group Incorporated		
		.0000	98-1079459				UnitedHealthcare International II S.á r.l.	LUX	NIA	UnitedHealthcare International VI S.á r.l.	Ownership	100.000	UnitedHealth Group Incorporated		
		.0000	98-1340853				UnitedHealthcare International III B.V.	NLD	NIA	UnitedHealthcare Europe S.á r.l.	Ownership	100.000	UnitedHealth Group Incorporated		
		.0000	98-1077436				UnitedHealthcare International III S.á r.l.	LUX	NIA	Optum Services (Ireland) Limited	Ownership	100.000	UnitedHealth Group Incorporated		
		.0000	98-1372054				UnitedHealthcare International IV B.V.	NLD	NIA	UnitedHealthcare International V S.á r.l.	Ownership	100.000	UnitedHealth Group Incorporated		
		.0000	98-1080926				UnitedHealthcare International IV S.á r.l.	LUX	NIA	UnitedHealthcare International IV B.V.	Ownership	100.000	UnitedHealth Group Incorporated		
		.0000	98-1387355				UnitedHealthcare International IX S.á r.l.	LUX	NIA	UnitedHealth Group International Finance (Ireland) Unlimited Company	Ownership	100.000	UnitedHealth Group Incorporated		
		.0000	98-1257473				UnitedHealthcare International V S.á r.l.	LUX	NIA	UnitedHealthcare International III S.á r.l.	Ownership	100.000	UnitedHealth Group Incorporated		
		.0000	98-1372058				UnitedHealthcare International VI S.á r.l.	LUX	NIA	UnitedHealth Group International L.P.	Ownership	100.000	UnitedHealth Group Incorporated		
		.0000	98-1372060				UnitedHealthcare International VII S.á r.l.	LUX	NIA	UnitedHealth Group International L.P.	Ownership	100.000	UnitedHealth Group Incorporated		
		.0000	98-1372062				UnitedHealthcare International VIII S.á r.l.	LUX	NIA	UnitedHealthcare International V S.á r.l.	Ownership	100.000	UnitedHealth Group Incorporated		
		.0000	98-1372062				UnitedHealthcare International X S.á r.l.	LUX	NIA	UnitedHealthcare International V S.á r.l.	Ownership	100.000	UnitedHealth Group Incorporated		
.0707	UnitedHealth Group Incorporated	.97179	86-0207231				UnitedHealthcare Life Insurance Company	WI	IA	Golden Rule Financial Corporation	Ownership	100.000	UnitedHealth Group Incorporated		
.0707	UnitedHealth Group Incorporated	.95784	63-0899562				UnitedHealthcare of Alabama, Inc.	AL	IA	UnitedHealthcare, Inc.	Ownership	100.000	UnitedHealth Group Incorporated		
.0707	UnitedHealth Group Incorporated	.96016	86-0507074				UnitedHealthcare of Arizona, Inc.	AZ	IA	UnitedHealthcare, Inc.	Ownership	100.000	UnitedHealth Group Incorporated		
.0707	UnitedHealth Group Incorporated	.95446	63-1036819				UnitedHealthcare of Arkansas, Inc.	AR	IA	UnitedHealthcare, Inc.	Ownership	100.000	UnitedHealth Group Incorporated		
.0707	UnitedHealth Group Incorporated	.95090	84-1004639				UnitedHealthcare of Colorado, Inc.	CO	IA	UnitedHealthcare, Inc.	Ownership	100.000	UnitedHealth Group Incorporated		

16.21

SCHEDULE Y
PART 1A - DETAIL OF INSURANCE HOLDING COMPANY SYSTEM

1	2	3	4	5	6	7	8	9	10	11	12	13	14	15	16
Group Code	Group Name	NAIC Company Code	ID Number	Federal RSSD	CIK	Name of Securities Exchange if Publicly Traded (U.S. or International)	Names of Parent, Subsidiaries Or Affiliates	Domiciliary Location	Relationship to Reporting Entity	Directly Controlled by (Name of Entity/Person)	Type of Control (Ownership, Board, Management, Attorney-in-Fact, Influence, Other)	If Control is Ownership Provide Percentage	Ultimate Controlling Entity(ies)/Person(s)	Is an SCA Filing Required? (Y/N)	*
.0707	UnitedHealth Group Incorporated	95264	59-1293865				UnitedHealthcare of Florida, Inc.	FL	IA	UnitedHealthcare, Inc.	Ownership	100.000	UnitedHealth Group Incorporated		
.0707	UnitedHealth Group Incorporated	95850	58-1653544				UnitedHealthcare of Georgia, Inc.	GA	IA	UnitedHealthcare, Inc.	Ownership	100.000	UnitedHealth Group Incorporated		
.0707	UnitedHealth Group Incorporated	95776	36-3280214				UnitedHealthcare of Illinois, Inc.	IL	IA	UnitedHealthcare, Inc.	Ownership	100.000	UnitedHealth Group Incorporated		
.0707	UnitedHealth Group Incorporated	96644	62-1240316				UnitedHealthcare of Kentucky, Ltd.	KY	IA	United HealthCare Services, Inc.	Ownership	94.180	UnitedHealth Group Incorporated		8
.0707	UnitedHealth Group Incorporated	96644	62-1240316				UnitedHealthcare of Kentucky, Ltd.	KY	IA	UnitedHealthcare, Inc.	Ownership	5.820	UnitedHealth Group Incorporated		8
.0707	UnitedHealth Group Incorporated	95833	72-1074008				UnitedHealthcare of Louisiana, Inc.	LA	IA	UnitedHealthcare, Inc.	Ownership	100.000	UnitedHealth Group Incorporated		
.0707	UnitedHealth Group Incorporated	95716	63-1036817				UnitedHealthcare of Mississippi, Inc.	MS	IA	UnitedHealthcare, Inc.	Ownership	100.000	UnitedHealth Group Incorporated		
.0707	UnitedHealth Group Incorporated	95149	05-0413469				UnitedHealthcare of New England, Inc.	RI	IA	United HealthCare Services, Inc.	Ownership	100.000	UnitedHealth Group Incorporated		
.0707	UnitedHealth Group Incorporated	13214	26-2697886				UnitedHealthcare of New Mexico, Inc.	NM	IA	UnitedHealthcare Insurance Company	Ownership	100.000	UnitedHealth Group Incorporated		
.0707	UnitedHealth Group Incorporated	95085	06-1172891				UnitedHealthcare of New York, Inc.	NY	IA	AmeriChoice Corporation	Ownership	100.000	UnitedHealth Group Incorporated		
.0707	UnitedHealth Group Incorporated	95103	56-1461010				UnitedHealthcare of North Carolina, Inc.	NC	IA	UnitedHealthcare, Inc.	Ownership	100.000	UnitedHealth Group Incorporated		
.0707	UnitedHealth Group Incorporated	95186	31-1142815				UnitedHealthcare of Ohio, Inc.	OH	IA	United HealthCare Services, Inc.	Ownership	100.000	UnitedHealth Group Incorporated		
.0707	UnitedHealth Group Incorporated	96903	33-0115166				UnitedHealthcare of Oklahoma, Inc.	OK	IA	United HealthCare Services, Inc.	Ownership	100.000	UnitedHealth Group Incorporated		
.0707	UnitedHealth Group Incorporated	95893	93-0938819		0001225824		UnitedHealthcare of Oregon, Inc.	OR	IA	United HealthCare Services, Inc.	Ownership	100.000	UnitedHealth Group Incorporated		
.0707	UnitedHealth Group Incorporated	95220	25-1756858				UnitedHealthcare of Pennsylvania, Inc.	PA	IA	Three Rivers Holdings, Inc.	Ownership	100.000	UnitedHealth Group Incorporated		
.0707	UnitedHealth Group Incorporated	95765	95-3939697				UnitedHealthcare of Texas, Inc.	TX	IA	UnitedHealthcare, Inc.	Ownership	100.000	UnitedHealth Group Incorporated		
.0707	UnitedHealth Group Incorporated	95025	52-1130183				UnitedHealthcare of the Mid-Atlantic, Inc.	MD	IA	UnitedHealthcare, Inc.	Ownership	100.000	UnitedHealth Group Incorporated		
.0707	UnitedHealth Group Incorporated	95591	47-0676824				UnitedHealthcare of the Midlands, Inc.	NE	IA	UnitedHealthcare, Inc.	Ownership	100.000	UnitedHealth Group Incorporated		
.0707	UnitedHealth Group Incorporated	96385	43-1361841				UnitedHealthcare of the Midwest, Inc.	MO	IA	UnitedHealthcare, Inc.	Ownership	100.000	UnitedHealth Group Incorporated		
.0707	UnitedHealth Group Incorporated	95501	41-1488563				UnitedHealthcare of Utah, Inc.	UT	IA	UnitedHealthcare, Inc.	Ownership	100.000	UnitedHealth Group Incorporated		
.0707	UnitedHealth Group Incorporated	48038	91-1312551		0001225843		UnitedHealthcare of Washington, Inc.	WA	IA	United HealthCare Services, Inc.	Ownership	100.000	UnitedHealth Group Incorporated		
.0707	UnitedHealth Group Incorporated	95710	39-1555888				UnitedHealthcare of Wisconsin, Inc.	WI	IA	UnitedHealthcare, Inc.	Ownership	100.000	UnitedHealth Group Incorporated		
.0707	UnitedHealth Group Incorporated	95378	36-3379945				UnitedHealthcare Plan of the River Valley, Inc.	IL	IA	UnitedHealthcare Services Company of the River Valley, Inc.	Ownership	100.000	UnitedHealth Group Incorporated		
		.00000	47-0854646				UnitedHealthcare Service LLC	DE	NIA	UnitedHealthcare Insurance Company	Ownership	100.000	UnitedHealth Group Incorporated		
		.00000	36-3355110				UnitedHealthcare Services Company of the River Valley, Inc.	DE	NIA	UnitedHealthcare, Inc.	Ownership	100.000	UnitedHealth Group Incorporated		
		.00000	01-0518346				UnitedHealthcare Specialty Benefits, LLC	ME	NIA	Specialty Benefits, LLC	Ownership	100.000	UnitedHealth Group Incorporated		
		.00000	41-1922511				UnitedHealthcare, Inc.	DE	NIA	United HealthCare Services, Inc.	Ownership	100.000	UnitedHealth Group Incorporated		
		.00000	26-4219191				UpFront Insurance, Agency, LLC	MN	NIA	Savvysherpa, LLC	Ownership	100.000	UnitedHealth Group Incorporated		
		.00000	33-0812827				Upland Outpatient Surgical Center, L.P.	CA	NIA	NSC Upland, LLC	Ownership	72.800	UnitedHealth Group Incorporated		2
		.00000	26-0382877		0001453198		Urgent Care Holdings, Inc.	DE	NIA	Optum Clinics Intermediate Holdings, Inc.	Ownership	100.000	UnitedHealth Group Incorporated		
		.00000	26-3667220				Urgent Care MSO, LLC	DE	NIA	Urgent Care Holdings, Inc.	Ownership	100.000	UnitedHealth Group Incorporated		
		.00000	75-2613230				Urology Associates of North Texas, P.L.L.C.	TX	NIA	USMD Affiliated Services	Ownership	100.000	UnitedHealth Group Incorporated		
		.00000	20-8048861				USMD Administrative Services, L.L.C.	TX	NIA	USMD Inc.	Ownership	100.000	UnitedHealth Group Incorporated		
		.00000	27-2956222				USMD Affiliated Services	TX	NIA	USMD Inc.	Ownership	100.000	UnitedHealth Group Incorporated		
		.00000	27-2866866		0001507881		USMD Holdings, Inc.	DE	NIA	WellMed Medical Management, Inc.	Ownership	100.000	UnitedHealth Group Incorporated		
		.00000	20-8050318		0001404693		USMD Inc.	TX	NIA	USMD Holdings, Inc.	Ownership	100.000	UnitedHealth Group Incorporated		
		.00000	35-2446102				USMD PPM, LLC	TX	NIA	USMD Inc.	Ownership	100.000	UnitedHealth Group Incorporated		
		.00000	63-1182191				Valley Hospital, L.L.C.	WA	NIA	Surgery Center of Spokane, LLC	Ownership	50.000	UnitedHealth Group Incorporated		2
		.00000	87-0757396				Valley Physicians Network, Inc.	CA	NIA	PrimeCare Medical Network, Inc.	Ownership	100.000	UnitedHealth Group Incorporated		
		.00000	81-4629242				VERTA MANAGEMENT SERVICES, LLC	DE	NIA	SCA-VERTA, LLC	Ownership	50.000	UnitedHealth Group Incorporated		2
		.00000					Vida Tres Internacional S.A.	CHL	NIA	Banmedica S.A.	Ownership	100.000	UnitedHealth Group Incorporated		
		.00000					Vida Tres Internacional S.A.	CHL	NIA	Saden S.A.	Ownership	0.000	UnitedHealth Group Incorporated		
		.00000					Vidaintegra S.A.	CHL	NIA	Banmedica S.A.	Ownership	100.000	UnitedHealth Group Incorporated		
		.00000					Vidaintegra S.A.	CHL	NIA	Saden S.A.	Ownership	0.000	UnitedHealth Group Incorporated		
		.00000					Virtual Therapeutics Corporation	DE	NIA	Savvysherpa, LLC	Ownership	66.600	UnitedHealth Group Incorporated		2
		.00000	36-3469841				Wauwatosa Outpatient Surgery Center, LLC	DE	NIA	Surgery Centers-West Holdings, LLC	Ownership	100.000	UnitedHealth Group Incorporated		
		.00000	36-3469839		0000775951		Wauwatosa Surgery Center, Limited Partnership	WI	NIA	Wauwatosa Outpatient Surgery Center, LLC	Ownership	51.000	UnitedHealth Group Incorporated		2
		.00000	20-5429310				Wayland Square Surgicare Acquisition, L.P.	RI	NIA	Wayland Square Surgicare GP, Inc.	Ownership	59.000	UnitedHealth Group Incorporated		2
		.00000	75-2500274				Wayland Square Surgicare GP, Inc.	RI	NIA	Surgery Center Holding, LLC	Ownership	100.000	UnitedHealth Group Incorporated		
		.00000	74-2797745				WellMed Medical Management of Florida, Inc.	FL	NIA	WellMed Medical Management, Inc.	Ownership	100.000	UnitedHealth Group Incorporated		
		.00000	74-2786364				WellMed Medical Management, Inc.	TX	NIA	Collaborative Care Holdings, LLC	Ownership	85.000	UnitedHealth Group Incorporated		2

16.22

STATEMENT AS OF SEPTEMBER 30, 2018 OF THE UnitedHealthcare Community Plan of Ohio, Inc.

SCHEDULE Y

PART 1A - DETAIL OF INSURANCE HOLDING COMPANY SYSTEM

1	2	3	4	5	6	7	8	9	10	11	12	13	14	15	16
Group Code	Group Name	NAIC Company Code	ID Number	Federal RSSD	CIK	Name of Securities Exchange if Publicly Traded (U.S. or International)	Names of Parent, Subsidiaries Or Affiliates	Domiciliary Location	Relationship to Reporting Entity	Directly Controlled by (Name of Entity/Person)	Type of Control (Ownership, Board, Management, Attorney-in-Fact, Influence, Other)	If Control is Ownership Provide Percentage	Ultimate Controlling Entity(ies)/Person(s)	Is an SCA Filing Required? (Y/N)	*
		.0000	41-2250215				WellMed Networks - DFW, Inc.	TX	NIA	WellMed Medical Management, Inc.	Ownership	50.000	UnitedHealth Group Incorporated		2
		.0000	27-2809113				West Coast Endoscopy Holdings, LLC	DE	NIA	SCA Surgery Holdings, LLC	Ownership	100.000	UnitedHealth Group Incorporated		
		.0000	06-1521999		0001733942		Western Connecticut Orthopedic Surgical Center, LLC	CA	NIA	SCA-Western Connecticut, LLC	Ownership	58.990	UnitedHealth Group Incorporated		2
		.0000	45-0636596		0001525161		WESTMED Practice Partners LLC	DE	NIA	Collaborative Care Holdings, LLC	Ownership	100.000	UnitedHealth Group Incorporated		
		.0000					Wilmington ASC, LLC	CA	NIA	SCA-Wilmington, LLC	Ownership	100.000	UnitedHealth Group Incorporated		
		.0000	46-5548304				Winchester Endoscopy, LLC	IL	NIA	SCA-Winchester, LLC	Ownership	51.000	UnitedHealth Group Incorporated		2
		.0000	62-1587564				Winter Park, LLC	TN	NIA	SCA-Winter Park, Inc.	Ownership	51.000	UnitedHealth Group Incorporated		2
		.0000	52-2102846		0001314524		XLHealth Corporation	MD	NIA	United HealthCare Services, Inc.	Ownership	100.000	UnitedHealth Group Incorporated		
		.0000	98-1107695				XLHealth Corporation India Private Limited	IND	NIA	XLHealth Corporation	Ownership	99.980	UnitedHealth Group Incorporated		2
		.0000	98-1107695				XLHealth Corporation India Private Limited	IND	NIA	UnitedHealth International, Inc.	Ownership	0.010	UnitedHealth Group Incorporated		2
		.0000	11-3764012				Your Health Options Insurance Services, Inc.	CA	NIA	PrimeCare Medical Network, Inc.	Ownership	100.000	UnitedHealth Group Incorporated		

Asterisk	Explanation
1	TBD - Majority and/or Minority or additional shareholder information will be disclosed in a future reporting period.
2	The remaining percentage is owned by either: 1) non-affiliated entity(ies), 2) external shareholders, 3) outside investors or 4) multiple sources.
3	The remaining percentage is owned by Company Officers and/or Directors.
4	The remaining percentage is owned by the former controlling shareholders.
5	The remaining 0.327989% are owned by external shareholders and 0.014621% are owned by Treasury Shares
6	Currently undergoing a liquidation procedure
7	Surgery Center of Des Moines, LLC holds a 51% general partnership interest and a 14.85% limited partnership interest in Surgery Centers of Des Moines, Ltd., an IA Limited Partnership
8	The general partnership interest of 89.77% is held by United HealthCare Services, Inc. (UHS) and 10.23% is held by UnitedHealthcare, Inc. (UHC). UHS also holds 100% of the limited partnership interests. When combining general and limited partner interests, UHS owns 94.18% and UHC owns 5.82%.

SUPPLEMENTAL EXHIBITS AND SCHEDULES INTERROGATORIES

The following supplemental reports are required to be filed as part of your statement filing. However, in the event that your company does not transact the type of business for which the special report must be filed, your response of NO to the specific interrogatory will be accepted in lieu of filing a "NONE" report and a bar code will be printed below. If the supplement is required of your company but is not being filed for whatever reason enter SEE EXPLANATION and provide an explanation following the interrogatory questions.

	Response
1. Will the Medicare Part D Coverage Supplement be filed with the state of domicile and the NAIC with this statement?	NO

Explanation:

1.

Bar Code:

1. Medicare Part D Coverage Supplement [Document Identifier 365]



OVERFLOW PAGE FOR WRITE-INS

NONE

SCHEDULE A - VERIFICATION

Real Estate

	1 Year to Date	2 Prior Year Ended December 31
1. Book/adjusted carrying value, December 31 of prior year		
2. Cost of acquired:		
2.1 Actual cost at time of acquisition		
2.2 Additional investment made after acquisition		
3. Current year change in encumbrances		
4. Total gain (loss) on disposals		
5. Deduct amounts received on disposals		
6. Total foreign exchange change in book/adjusted carrying value		
7. Deduct current year's other than temporary impairment recognized		
8. Deduct current year's depreciation		
9. Book/adjusted carrying value at the end of current period (Lines 1+2+3+4-5+6-7-8)		
10. Deduct total nonadmitted amounts		
11. Statement value at end of current period (Line 9 minus Line 10)		

NONE

SCHEDULE B - VERIFICATION

Mortgage Loans

	1 Year to Date	2 Prior Year Ended December 31
1. Book value/recorded investment excluding accrued interest, December 31 of prior year		
2. Cost of acquired:		
2.1 Actual cost at time of acquisition		
2.2 Additional investment made after acquisition		
3. Capitalized deferred interest and other		
4. Accrual of discount		
5. Unrealized valuation increase (decrease)		
6. Total gain (loss) on disposals		
7. Deduct amounts received on disposals		
8. Deduct amortization of premium and mortgage interest premium and commitment fees		
9. Total foreign exchange change in book value/recorded investment excluding accrued interest		
10. Deduct current year's other than temporary impairment recognized		
11. Book value/recorded investment excluding accrued interest at end of current period (Lines 1+2+3+4+5+6-7-8+9-10)		
12. Total valuation allowance		
13. Subtotal (Line 11 plus Line 12)		
14. Deduct total nonadmitted amounts		
15. Statement value at end of current period (Line 13 minus Line 14)		

NONE

SCHEDULE BA - VERIFICATION

Other Long-Term Invested Assets

	1 Year to Date	2 Prior Year Ended December 31
1. Book/adjusted carrying value, December 31 of prior year		
2. Cost of acquired:		
2.1 Actual cost at time of acquisition		
2.2 Additional investment made after acquisition		
3. Capitalized deferred interest and other		
4. Accrual of discount		
5. Unrealized valuation increase (decrease)		
6. Total gain (loss) on disposals		
7. Deduct amounts received on disposals		
8. Deduct amortization of premium and depreciation		
9. Total foreign exchange change in book/adjusted carrying value		
10. Deduct current year's other than temporary impairment recognized		
11. Book/adjusted carrying value at end of current period (Lines 1+2+3+4+5+6-7-8+9-10)		
12. Deduct total nonadmitted amounts		
13. Statement value at end of current period (Line 11 minus Line 12)		

NONE

SCHEDULE D - VERIFICATION

Bonds and Stocks

	1 Year to Date	2 Prior Year Ended December 31
1. Book/adjusted carrying value of bonds and stocks, December 31 of prior year	291,940,871	291,492,702
2. Cost of bonds and stocks acquired	142,780,373	69,573,331
3. Accrual of discount	89,830	49,677
4. Unrealized valuation increase (decrease)	0	0
5. Total gain (loss) on disposals	(176,185)	33,320
6. Deduct consideration for bonds and stocks disposed of	64,066,978	65,283,817
7. Deduct amortization of premium	2,447,989	3,924,342
8. Total foreign exchange change in book/adjusted carrying value	0	0
9. Deduct current year's other than temporary impairment recognized	10,141	0
10. Total investment income recognized as a result of prepayment penalties and/or acceleration fees	0	0
11. Book/adjusted carrying value at end of current period (Lines 1+2+3+4+5-6-7+8-9+10)	368,109,781	291,940,871
12. Deduct total nonadmitted amounts	0	0
13. Statement value at end of current period (Line 11 minus Line 12)	368,109,781	291,940,871

STATEMENT AS OF SEPTEMBER 30, 2018 OF THE UnitedHealthcare Community Plan of Ohio, Inc.

SCHEDULE D - PART 1B

Showing the Acquisitions, Dispositions and Non-Trading Activity
During the Current Quarter for all Bonds and Preferred Stock by NAIC Designation

NAIC Designation	1 Book/Adjusted Carrying Value Beginning of Current Quarter	2 Acquisitions During Current Quarter	3 Dispositions During Current Quarter	4 Non-Trading Activity During Current Quarter	5 Book/Adjusted Carrying Value End of First Quarter	6 Book/Adjusted Carrying Value End of Second Quarter	7 Book/Adjusted Carrying Value End of Third Quarter	8 Book/Adjusted Carrying Value December 31 Prior Year
BONDS								
1. NAIC 1 (a)	290,567,644	99,558,773	62,651,564	(637,442)	268,085,986	290,567,644	326,837,411	269,502,163
2. NAIC 2 (a)	47,151,995	5,358,458	991,443	(492,983)	42,895,459	47,151,995	51,026,027	39,011,833
3. NAIC 3 (a)	0	0	0	0	0	0	0	0
4. NAIC 4 (a)	0	0	0	462,802	0	0	462,802	0
5. NAIC 5 (a)	0	0	0	0	0	0	0	0
6. NAIC 6 (a)	0	0	0	0	0	0	0	0
7. Total Bonds	337,719,639	104,917,231	63,643,007	(667,623)	310,981,445	337,719,639	378,326,240	308,513,996
PREFERRED STOCK								
8. NAIC 1	0	0	0	0	0	0	0	0
9. NAIC 2	0	0	0	0	0	0	0	0
10. NAIC 3	0	0	0	0	0	0	0	0
11. NAIC 4	0	0	0	0	0	0	0	0
12. NAIC 5	0	0	0	0	0	0	0	0
13. NAIC 6	0	0	0	0	0	0	0	0
14. Total Preferred Stock	0	0	0	0	0	0	0	0
15. Total Bonds and Preferred Stock	337,719,639	104,917,231	63,643,007	(667,623)	310,981,445	337,719,639	378,326,240	308,513,996

(a) Book/Adjusted Carrying Value column for the end of the current reporting period includes the following amount of short-term and cash equivalent bonds by NAIC designation:

NAIC 1 \$ 10,216,458 ; NAIC 2 \$ 0 ; NAIC 3 \$ 0 ; NAIC 4 \$ 0 ; NAIC 5 \$ 0 ; NAIC 6 \$ 0

SCHEDULE DA - PART 1

Short-Term Investments

	1	2	3	4	5
	Book/Adjusted Carrying Value	Par Value	Actual Cost	Interest Collected Year-to-Date	Paid for Accrued Interest Year-to-Date
9199999 Totals	10,216,457	xxx	10,216,457	140,668	0

SCHEDULE DA - VERIFICATION

Short-Term Investments

	1	2
	Year To Date	Prior Year Ended December 31
1. Book/adjusted carrying value, December 31 of prior year	11,076,500	84,503,386
2. Cost of short-term investments acquired	140,668	1,770,907,142
3. Accrual of discount	0	0
4. Unrealized valuation increase (decrease)	0	0
5. Total gain (loss) on disposals	135	0
6. Deduct consideration received on disposals	1,000,673	1,844,332,618
7. Deduct amortization of premium	173	1,410
8. Total foreign exchange change in book/adjusted carrying value	0	0
9. Deduct current year's other than temporary impairment recognized	0	0
10. Book/adjusted carrying value at end of current period (Lines 1+2+3+4+5-6-7+8-9)	10,216,457	11,076,500
11. Deduct total nonadmitted amounts	0	0
12. Statement value at end of current period (Line 10 minus Line 11)	10,216,457	11,076,500

Schedule DB - Part A - Verification - Options, Caps, Floors, Collars, Swaps and Forwards

N O N E

Schedule DB - Part B - Verification - Futures Contracts

N O N E

Schedule DB - Part C - Section 1 - Replication (Synthetic Asset) Transactions (RSATs) Open

N O N E

Schedule DB-Part C-Section 2-Reconciliation of Replication (Synthetic Asset) Transactions Open

N O N E

Schedule DB - Verification - Book/Adjusted Carrying Value, Fair Value and Potential Exposure of
Derivatives

N O N E

SCHEDULE E - PART 2 - VERIFICATION

(Cash Equivalents)

	1	2
	Year To Date	Prior Year Ended December 31
1. Book/adjusted carrying value, December 31 of prior year	114,636,468	1,869,843
2. Cost of cash equivalents acquired	1,679,493,875	128,773,233
3. Accrual of discount	57,450	14,841
4. Unrealized valuation increase (decrease)	1,002	0
5. Total gain (loss) on disposals	(321)	81
6. Deduct consideration received on disposals	1,746,857,763	16,018,342
7. Deduct amortization of premium	0	3,188
8. Total foreign exchange change in book/adjusted carrying value	0	0
9. Deduct current year's other than temporary impairment recognized	0	0
10. Book/adjusted carrying value at end of current period (Lines 1+2+3+4+5-6-7+8-9)	47,330,711	114,636,468
11. Deduct total nonadmitted amounts	0	0
12. Statement value at end of current period (Line 10 minus Line 11)	47,330,711	114,636,468

Schedule A - Part 2 - Real Estate Acquired and Additions Made

N O N E

Schedule A - Part 3 - Real Estate Disposed

N O N E

Schedule B - Part 2 - Mortgage Loans Acquired and Additions Made

N O N E

Schedule B - Part 3 - Mortgage Loans Disposed, Transferred or Repaid

N O N E

Schedule BA - Part 2 - Other Long-Term Invested Assets Acquired and Additions Made

N O N E

Schedule BA - Part 3 - Other Long-Term Invested Assets Disposed, Transferred or Repaid

N O N E

STATEMENT AS OF SEPTEMBER 30, 2018 OF THE UnitedHealthcare Community Plan of Ohio, Inc.

SCHEDULE D - PART 3

Show All Long-Term Bonds and Stock Acquired During the Current Quarter

1 CUSIP Identification	2 Description	3 Foreign	4 Date Acquired	5 Name of Vendor	6 Number of Shares of Stock	7 Actual Cost	8 Par Value	9 Paid for Accrued Interest and Dividends	10 NAIC Designation or Market Indicator (a)
38380K-GF-6	GNMA GNR 2017-172 PA MBS 3.000% 02/20/47		.09/20/2018	Goldman Sachs		1,379,981	1,418,548	2,837	1
912828-4V-9	US Treasury Bill 2.875% 08/15/28		.09/20/2018	Merrill Lynch		963,501	980,000	2,833	1
0599999. Subtotal - Bonds - U.S. Governments						2,343,482	2,398,548	5,670	XXX
3128MF-KN-7	FHLMC Pool G16401 MBS 3.000% 01/01/33		.08/28/2018	Barclays Group Inc.		4,470,298	4,504,965	10,512	1
3128MF-RU-4	FHLMC Pool G16599 MBS 3.000% 07/01/33		.08/30/2018	Goldman Sachs		4,966,797	5,000,000	12,500	1
3128MJ-3N-8	FHLMC Pool G08804 MBS 3.500% 03/01/48		.09/26/2018	JP Morgan Chase		983,310	998,364	2,524	1
3132XU-FH-3	FHLMC Pool 051967 MBS 3.500% 11/01/47		.09/26/2018	Sun Trust		494,492	501,943	1,269	1
3137FE-S5-0	FHLMC MF 4767 MBS 3.500% 08/15/46		.09/21/2018	Merrill Lynch		1,453,397	1,459,783	3,548	1
3138WK-3E-3	FNMA Pool FN AS9796 MBS 3.500% 06/01/47		.09/06/2018	Goldman Sachs		585,238	587,718	686	1
548351-AC-9	LOWER NECHES VLY Rev Bond Call 1.500% 11/01/38		.09/18/2018	CitiGroup		5,000,000	5,000,000	2,760	1FE
67756D-AZ-9	OHIO ST HGR EDUC Rev Bond Call 1.450% 01/01/39		.09/18/2018	Wachovia Bank		1,200,000	1,200,000	660	1FE
70879Q-CB-7	PENNSYLVANIA ST Rev Bond Call 3.550% 10/01/33		.08/15/2018	Jefferies and Company		500,000	500,000	0	1FE
3199999. Subtotal - Bonds - U.S. Special Revenues						19,653,532	19,752,773	34,459	XXX
02005A-GZ-5	ALLY MASTER OWNE AMOT 2018-3 A ABS 2.478% 07/15/22		.08/07/2018	Barclays Group Inc.		1,235,000	1,235,000	0	1FE
02582J-JH-4	American Express AMCA 2018-8 A ABS 3.180% 04/15/24		.09/17/2018	Various		891,879	892,000	0	1FE
03066L-AB-4	AmeriCredit Auto AMCAR 2018-2 A2A ABS 2.860% 11/18/21		.08/08/2018	Deutsche Bank		1,484,881	1,485,000	0	1FE
037833-CU-2	APPLE INC Corp Note Call MW 2.850% 05/11/24		.08/23/2018	Wachovia Bank		1,223,675	1,250,000	10,490	1FE
103730-AB-6	BP CAP MKTS AMER Corp Note Call MW 3.796% 09/21/25		.09/18/2018	Merrill Lynch		1,235,000	1,235,000	0	1FE
12636L-AY-6	CSAIL COMMERCIAL MORTGAGE TR CSAIL 2016-C5 A5 CMBS 3.757% 11/15/25		.08/28/2018	Various		1,513,020	1,500,000	4,539	1FM
126650-CK-4	CVS HEALTH CORP Corp Note Call MW 3.500% 07/20/22		.08/22/2018	Raymond James & Assoc		574,615	575,000	1,901	2FE
13976M-AD-6	Capital Auto Rec AFIN 2018-1 A4 ABS Prv Plc 2.930% 06/20/22		.08/28/2018	Barclays Group Inc.		797,625	800,000	651	1FE
14314R-AC-6	CarMax Auto Owne CARMX 2017-4 A3 ABS 2.110% 10/17/22		.07/19/2018	Merrill Lynch		979,920	995,000	467	1FE
14913Q-2N-8	CATERPILLAR FINL Corp Note Call MW 3.150% 09/07/21		.09/04/2018	Barclays Group Inc.		284,781	285,000	0	1FE
165183-BN-3	Chesapeake Fundi CFII 2018-2A A1 ABS Prv Plc 3.230% 08/15/30		.08/07/2018	Mitsubishi Bank LTD		1,469,830	1,470,000	0	1FE
17305E-GR-0	Citibank Credit CCCIT 2018-A6 ABS 3.210% 12/09/24		.08/22/2018	Barclays Group Inc.		1,505,977	1,500,000	936	1FE
22822V-AA-9	CROWN CASTLE INT Corp Note Call MW 3.400% 02/15/21		.08/22/2018	Morgan Stanley		500,840	500,000	425	2FE
24422E-LK-3	JOHN DEERE CAP Corp Note Non Call 3.125% 09/10/21		.09/05/2018	Goldman Sachs		479,851	480,000	0	1FE
254683-BX-2	DISCOVER CARD EX DCENT 2017-A2 A2 ABS 2.390% 07/15/24		.08/28/2018	Barclays Group Inc.		1,466,777	1,500,000	1,494	1FE
29373F-AB-0	Enterprise Fleet EFF 2018-2 A2 ABS Prv Plc 3.140% 02/20/24		.07/25/2018	JP Morgan Chase		1,444,782	1,445,000	0	1FE
29379V-AU-7	ENTERPRISE PRODU Corp Note MW 4.050% 02/15/22		.08/22/2018	Merrill Lynch		818,112	800,000	810	2FE
31620M-AK-2	FIS-CALL06/18 Corp Note Call MW 3.500% 04/15/23		.08/22/2018	US Bank		398,696	400,000	5,017	2FE
316773-CL-2	FIFTH THIRD BANK Corp Note Call 3.500% 03/15/22		.08/22/2018	US Bank		427,202	425,000	6,570	2FE
34528F-AD-0	Ford Credit Auto FORDO 2018-A A3 3.030% 11/15/22		.07/19/2018	HSBC Securities Inc		946,071	945,000	716	1FE
34528Q-FY-5	FORD CREDIT FLOO FORDF 2018-1 A1 ABS 2.950% 05/15/23		.07/26/2018	CitiGroup		920,014	925,000	1,137	1FE
34530U-AA-9	Ford Credit Auto FORDR 2016-1 A ABS Prv Plc 2.310% 08/15/27		.07/31/2018	Wachovia Bank		679,607	695,000	758	1FE
43815H-AC-1	Honda Auto Recei HAROT 2018-3 A3 ABS 2.950% 08/22/22		.08/21/2018	Merrill Lynch		984,868	985,000	0	1FE
46647P-AU-0	JPMORGAN CHASE Corp Note Call MW 3.797% 07/23/24		.08/23/2018	Scotiamcleod Corporation		2,767,435	2,750,000	9,862	1FE
50117P-AC-3	Kubota Credit Ov KCOT 2018-1A A3 ABS Prv Plc 3.100% 08/15/22		.08/16/2018	RBC Capital Markets		900,457	900,000	465	1FE
55320R-AG-2	MP CLO MANAGEMENT MP7 2015-1A ARR CLO PRV PLC 3.428% 10/18/28		.08/14/2018	Barclays Group Inc.		900,000	900,000	0	1FE
585055-AX-4	MEDTRONIC INC Corp Note Call 3.125% 03/15/22		.08/22/2018	Morgan Stanley		599,412	600,000	8,281	1FE
654740-BJ-7	NISSAN MOTOR ACC Corp Note MW Prv Plc 3.650% 09/21/21		.09/18/2018	JP Morgan Chase		294,991	295,000	0	1FE
666807-BO-4	NORTHROP GRUMMAN Corp Note Call MW 2.550% 10/15/22		.08/22/2018	Pershing		437,553	450,000	4,112	2FE
717081-EN-9	PFIZER INC Corp Note Call MW 3.200% 09/15/23		.09/04/2018	CitiGroup		568,843	570,000	0	1FE
771196-BN-1	ROCHE HLDGS INC Corp Note Call MW Prv Plc 3.250% 09/17/23		.09/10/2018	Barclays Group Inc.		1,284,645	1,285,000	0	1FE
78355H-KF-5	RYDER SYSTEM INC Corp Note Call MW 2.500% 09/01/22		.09/06/2018	Various		481,801	500,000	229	2FE
784456-AB-1	SMB Private Educ SMB 2014-A A2A ABS Prv Plc 3.050% 05/15/26		.09/27/2018	Merrill Lynch		1,290,190	1,291,906	1,423	1FE
80285M-AE-9	Santander Drive SDART 2018-4 A3 ABS 3.010% 03/15/22		.08/13/2018	RBC Capital Markets		340,000	340,000	0	1FE
883556-BC-5	THERMO FISHER Corp Note Call MW 3.150% 01/15/23		.08/22/2018	Morgan Stanley		443,430	450,000	1,536	2FE
88579Y-BB-6	3M CO Corp Note Call MW 3.250% 02/14/24		.09/11/2018	CitiGroup		294,280	295,000	0	1FE
89231A-AB-7	Toyota Auto Rece TAOI 2018-C A2A ABS 2.770% 08/16/21		.08/14/2018	CitiGroup		1,014,905	1,015,000	0	1FE
893574-AK-9	TRANSCONT GAS PL Corp Note Call MW 4.000% 03/15/28		.09/21/2018	Tax Free Exchange		195,955	197,000	131	2FE
92343V-DW-1	VERIZON COMM INC Corp Note MW 3.125% 03/16/22		.08/22/2018	RBC Capital Markets		596,274	600,000	8,229	2FE
949746-SK-8	WELLS FARGO CO Corp Note Call 3.069% 01/24/23		.08/24/2018	Pershing		1,717,800	1,750,000	5,072	1FE
94989J-AZ-9	WELLS FARGO COMM WFCOM 2015-C28 A4 CMBS 3.540% 05/15/48		.08/28/2018	Wachovia Bank		1,498,535	1,500,000	4,278	1FM
98163E-AB-2	World Omni Auto WOART 2018-C A2 ABS 2.800% 01/18/22		.07/24/2018	Mitsubishi Bank LTD		1,374,988	1,375,000	0	1FE
136452-AE-9	Canadian Pacer A CPART 2017-1A A4 ABS Prv Plc 2.286% 01/19/22	A.	.08/16/2018	BNP Paribas Securities Corp		601,422	610,000	77	1FE
89114Q-C4-8	TORONTO DOM BANK Corp Note Non Call 3.500% 07/19/23	A.	.08/23/2018	Sun Trust		1,258,200	1,250,000	4,618	1FE
606822-BA-1	MITSUB UFJ FIN Corp Note 3.761% 07/26/23	D.	.09/04/2018	Morgan Stanley		851,326	850,000	3,996	1FE
82481L-AB-5	SHIRE ACQ INV IE Corp Note Call MW 2.400% 09/23/21	D.	.08/22/2018	Pershing		483,980	500,000	5,033	2FE
86562M-BA-7	SUMITOMO MITSUI Corp Note Non Call 3.202% 07/19/23	D.	.07/12/2018	Pershing		490,000	490,000	0	1FE
3899999. Subtotal - Bonds - Industrial and Miscellaneous (Unaffiliated)						42,929,445	43,065,906	93,253	XXX

E04

STATEMENT AS OF SEPTEMBER 30, 2018 OF THE UnitedHealthcare Community Plan of Ohio, Inc.

SCHEDULE D - PART 3

Show All Long-Term Bonds and Stock Acquired During the Current Quarter

1	2	3	4	5	6	7	8	9	10
CUSIP Identification	Description	Foreign	Date Acquired	Name of Vendor	Number of Shares of Stock	Actual Cost	Par Value	Paid for Accrued Interest and Dividends	NAIC Designation or Market Indicator (a)
8399997. Total - Bonds - Part 3						64,926,459	65,217,227	133,382	XXX
8399998. Total - Bonds - Part 5						XXX	XXX	XXX	XXX
8399999. Total - Bonds						64,926,459	65,217,227	133,382	XXX
8999997. Total - Preferred Stocks - Part 3						0	XXX	0	XXX
8999998. Total - Preferred Stocks - Part 5						XXX	XXX	XXX	XXX
8999999. Total - Preferred Stocks						0	XXX	0	XXX
9799997. Total - Common Stocks - Part 3						0	XXX	0	XXX
9799998. Total - Common Stocks - Part 5						XXX	XXX	XXX	XXX
9799999. Total - Common Stocks						0	XXX	0	XXX
9899999. Total - Preferred and Common Stocks						0	XXX	0	XXX
9999999 - Totals						64,926,459	XXX	133,382	XXX

(a) For all common stock bearing the NAIC market indicator "U" provide: the number of such issues0

STATEMENT AS OF SEPTEMBER 30, 2018 OF THE UnitedHealthcare Community Plan of Ohio, Inc.

SCHEDULE D - PART 4

Show All Long-Term Bonds and Stock Sold, Redeemed or Otherwise Disposed of During the Current Quarter

1	2	3	4	5	6	7	8	9	10	Change In Book/Adjusted Carrying Value					16	17	18	19	20	21	22
										11	12	13	14	15							
CUSIP Identification	Description	Foreign	Disposal Date	Name of Purchaser	Number of Shares of Stock	Consideration	Par Value	Actual Cost	Prior Year Book/Adjusted Carrying Value	Unrealized Valuation Increase/(Decrease)	Current Year's (Amortization)/Accretion	Current Year's Other Than Temporary Impairment Recognized	Total Change in Book/Adjusted Carrying Value (11 + 12 - 13)	Total Foreign Exchange Change in Book /Adjusted Carrying Value	Book/Adjusted Carrying Value at Disposal Date	Foreign Exchange Gain (Loss) on Disposal	Realized Gain (Loss) on Disposal	Total Gain (Loss) on Disposal	Bond Interest/Stock Dividends Received During Year	Stated Contractual Maturity Date	NAIC Designation or Market Indicator (a)
3620A5-A8-2	GNMA Pool 719231 MBS 4.500% 07/15/40		09/01/2018	Paydown		5,447	5,447	5,787	5,771	.0	(324)	.0	(324)	.0	5,447	.0	.0	.0	166	07/15/2040	1
3620A9-PQ-8	GNMA Pool 723231 MBS 4.000% 10/15/39		09/01/2018	Paydown		4,751	4,751	5,088	5,069	.0	(318)	.0	(318)	.0	4,751	.0	.0	.0	122	10/15/2039	1
3620AP-KC-8	GNMA Pool 735691 MBS 4.500% 04/15/40		09/01/2018	Paydown		5,532	5,532	5,901	5,850	.0	(350)	.0	(350)	.0	5,532	.0	.0	.0	176	04/15/2040	1
3620AR-YR-6	GNMA Pool 737920 MBS 4.500% 01/15/41		09/01/2018	Paydown		4,392	4,392	4,683	4,670	.0	(278)	.0	(278)	.0	4,392	.0	.0	.0	118	01/15/2041	1
0599999	Subtotal - Bonds - U.S. Governments					20,122	20,122	21,459	21,393	.0	(1,270)	.0	(1,270)	.0	20,122	.0	.0	.0	582	XXX	XXX
13063B-Q6-2	CALIFORNIA ST GO Non Call 5.000% 02/01/19		07/20/2018	Morgan Stanley		203,860	200,000	239,024	207,497	.0	(3,852)	.0	(3,852)	.0	203,645	.0	215	215	9,778	02/01/2019	1FE
1799999	Subtotal - Bonds - U.S. States, Territories and Possessions					203,860	200,000	239,024	207,497	.0	(3,852)	.0	(3,852)	.0	203,645	.0	215	215	9,778	XXX	XXX
64966L-DU-2	NEW YORK NY GO Non Call 5.000% 08/01/19		07/25/2018	Merrill Lynch		2,209,917	2,135,000	2,480,244	2,259,642	.0	(44,586)	.0	(44,586)	.0	2,215,056	.0	(5,139)	(5,139)	105,564	08/01/2019	1FE
741701-G2-6	PRINCE GEORGES C GO Non Call 5.000% 09/15/18		07/20/2018	Janney Montgomery, Scott		502,710	500,000	618,560	511,062	.0	(8,743)	.0	(8,743)	.0	502,319	.0	391	391	21,389	09/15/2018	1FE
2499999	Subtotal - Bonds - U.S. Political Subdivisions of States, Territories and Possessions					2,712,627	2,635,000	3,098,804	2,770,704	.0	(53,329)	.0	(53,329)	.0	2,717,375	.0	(4,748)	(4,748)	126,953	XXX	XXX
047870-LQ-1	ATLANTA GA WTR & Rev Bond Non Call 5.000% 11/01/18		08/10/2018	Goldman Sachs		1,007,630	1,000,000	1,148,870	1,025,104	.0	(18,598)	.0	(18,598)	.0	1,006,506	.0	1,124	1,124	39,306	11/01/2018	1FE
114949-VQ-8	BROWARD CNTY FL Rev Bond Non Call 5.000% 10/01/19		08/13/2018	Wachovia Bank		2,669,451	2,575,000	2,920,282	2,732,993	.0	(55,513)	.0	(55,513)	.0	2,677,480	.0	(8,029)	(8,029)	112,299	10/01/2019	1FE
155048-CF-6	CENTRAL PUGET SOU Rev Bond Non Call 5.000% 02/01/19		07/20/2018	Wachovia Bank		1,630,352	1,600,000	1,879,824	1,661,046	.0	(31,374)	.0	(31,374)	.0	1,629,672	.0	680	680	78,222	02/01/2019	1FE
3128MF-KN-7	FHLMC Pool G16401 MBS 3.000% 01/01/33		09/01/2018	Paydown		48,927	48,927	48,551	.0	.0	.0	.0	.0	48,927	.0	.0	.0	.0	.0	.0	.0
3128MF-RU-4	FHLMC Pool G16599 MBS 3.000% 07/01/33		09/01/2018	Paydown		75,319	75,319	74,819	.0	.0	.0	.0	.0	75,319	.0	.0	.0	.0	.0	.0	.0
3128MJ-VZ-0	FHLMC Pool G08631 MBS 3.000% 03/01/45		09/01/2018	Paydown		14,322	14,322	14,633	14,620	.0	(298)	.0	(298)	.0	14,322	.0	.0	.0	285	03/01/2033	1
3128PR-LN-7	FHLMC Pool J12133 MBS 4.000% 05/01/25		09/01/2018	Paydown		11,530	11,530	12,072	11,879	.0	(350)	.0	(350)	.0	11,530	.0	.0	.0	307	05/01/2025	1
31292L-YA-7	FHLMC Pool C04305 MBS 3.000% 11/01/42		09/01/2018	Paydown		1,505	1,505	1,569	1,565	.0	(60)	.0	(60)	.0	1,505	.0	.0	.0	31	11/01/2042	1
31307V-EY-8	FHLMC Pool J38251 MBS 3.000% 01/01/33		09/01/2018	Paydown		79,545	79,545	79,163	.0	.0	.0	.0	.0	79,545	.0	.0	.0	1,156	01/01/2033	1	
3132HQ-DB-5	FHLMC Pool Q13698 MBS 3.000% 12/01/42		09/01/2018	Paydown		5,647	5,647	5,913	5,895	.0	(249)	.0	(249)	.0	5,647	.0	.0	.0	113	12/01/2042	1
3132HQ-MA-1	FHLMC Pool Q13979 MBS 3.000% 12/01/42		09/01/2018	Paydown		629	629	658	629	.0	(27)	.0	(27)	.0	629	.0	.0	.0	13	12/01/2042	1
3132JA-PW-9	FHLMC Pool Q19036 MBS 3.500% 06/01/43		09/01/2018	Paydown		12,340	12,340	12,792	12,776	.0	(436)	.0	(436)	.0	12,340	.0	.0	.0	288	06/01/2043	1
3132QL-AJ-2	FHLMC Pool Q30008 MBS 3.500% 12/01/44		09/01/2018	Paydown		10,394	10,394	10,834	10,818	.0	(424)	.0	(424)	.0	10,394	.0	.0	.0	241	12/01/2044	1
3132QM-QF-1	FHLMC Pool Q31353 MBS 3.500% 02/01/45		09/01/2018	Paydown		68,661	68,661	71,976	71,850	.0	(3,188)	.0	(3,188)	.0	68,661	.0	.0	.0	1,729	02/01/2045	1
3132QQ-TV-4	FHLMC Pool Q34163 MBS 3.500% 06/01/45		09/01/2018	Paydown		24,956	24,956	25,847	25,824	.0	(868)	.0	(868)	.0	24,956	.0	.0	.0	609	06/01/2045	1
3132QR-TW-0	FHLMC Pool Q35064 MBS 3.500% 08/01/45		09/01/2018	Paydown		1,514	1,514	1,578	1,577	.0	(63)	.0	(63)	.0	1,514	.0	.0	.0	35	08/01/2045	1
3132XC-R3-1	FHLMC Pool G67706 MBS 3.500% 12/01/47		09/01/2018	Paydown		35,735	35,735	35,601	.0	.0	.0	.0	.0	35,735	.0	.0	.0	310	12/01/2047	1	
3132XC-RW-7	FHLMC Pool G67701 MBS 3.000% 10/01/46		09/01/2018	Paydown		65,266	65,266	63,012	.0	.0	.0	.0	.0	65,266	.0	.0	.0	328	10/01/2046	1	
3136AN-GF-8	FNMA FNR 2015-22 HT RMBS 3.000% 04/25/47		09/01/2018	Paydown		13,025	13,025	13,560	13,365	.0	(341)	.0	(341)	.0	13,025	.0	.0	.0	260	04/25/2045	1
3136B1-FP-4	FNMA FNMA 2018-14 PA CMBS 3.500% 04/25/47		09/01/2018	Paydown		18,581	18,581	18,843	.0	.0	.0	.0	.0	18,581	.0	.0	.0	327	04/25/2047	1	
3137BG-QJ-1	FHLMC FHR 4456 RMBS 3.500% 05/15/44		09/01/2018	Paydown		15,553	15,553	16,623	16,207	.0	(654)	.0	(654)	.0	15,553	.0	.0	.0	363	05/15/2044	1
3137BH-YG-6	FHLMC FHR 4477 RMBS 3.500% 07/15/44		09/01/2018	Paydown		50,872	50,872	53,956	52,777	.0	(1,905)	.0	(1,905)	.0	50,872	.0	.0	.0	1,186	07/15/2044	1
3137BP-VM-8	FHLMC FHRIS K152 A1 CMBS 2.830% 05/25/30		09/01/2018	Paydown		2,410	2,410	2,458	2,449	.0	(39)	.0	(39)	.0	2,410	.0	.0	.0	45	05/25/2030	1
3137F4-J7-8	FHLMC FHR 4775 HB RMBS 3.500% 05/15/45		09/01/2018	Paydown		26,295	26,295	26,279	.0	.0	.0	.0	.0	26,295	.0	.0	.0	233	05/15/2045	1	
3137FA-MT-2	FHLMC FHR 4709 EA CMBS 3.000% 01/15/46		09/01/2018	Paydown		21,315	21,315	21,212	.0	.0	.0	.0	.0	21,315	.0	.0	.0	321	01/15/2046	1	
3137FE-SL-5	FHLMC MF FHLMC 4767 PA CMBS 3.500% 02/15/47		09/01/2018	Paydown		14,550	14,550	14,776	.0	.0	.0	.0	.0	14,550	.0	.0	.0	256	02/15/2047	1	
3138A2-BQ-1	FNMA Pool AH0946 MBS 4.000% 12/01/40		09/01/2018	Paydown		780	780	820	818	.0	(37)	.0	(37)	.0	780	.0	.0	.0	21	12/01/2040	1
3138A7-F6-0	FNMA Pool AH5588 MBS 5.000% 02/01/41		09/01/2018	Paydown		4,589	4,589	5,028	5,005	.0	(416)	.0	(416)	.0	4,589	.0	.0	.0	152	02/01/2041	1
3138AS-3B-6	FNMA Pool AJ1693 MBS 4.500% 09/01/41		09/01/2018	Paydown		13,426	13,426	14,491	14,437	.0	(1,011)	.0	(1,011)	.0	13,426	.0	.0	.0	362	09/01/2041	1
3138AV-EN-9	FNMA Pool AJ4640 MBS 4.000% 10/01/41		09/01/2018	Paydown		253	253	267	266	.0	(13)	.0	(13)	.0	253	.0	.0	.0	7	10/01/2041	1
3138EH-3V-2	FNMA Pool AL1711 MBS 4.500% 08/01/41		09/01/2018	Paydown		29,733	29,733	31,921	31,802	.0	(2,069)	.0	(2,069)	.0	29,733	.0	.0	.0	882	08/01/2041	1
3138EH-FB-3	FNMA Pool AL1061 MBS 4.000% 02/01/41		09/01/2018	Paydown		4,146	4,146	4,365	4,351	.0	(205)	.0	(205)	.0	4,146	.0	.0	.0	110	02/01/2041	1
3138EJ-LA-4	FNMA Pool AL2120 MBS 4.000% 02/01/41		09/01/2018	Paydown		3,565	3,565	3,757	3,745	.0	(179)	.0	(179)	.0	3,565	.0	.0	.0	95	02/01/2041	1
3138EM-Y3-9	FNMA Pool AL5229 MBS 5.000% 01/01/44		09/01/2018	Paydown		13,633	13,633	15,135	15,109	.0	(1,475)	.0	(1,475)	.0	13,633	.0	.0	.0	450	01/01/2044	1
3138EN-Y8-6	FNMA Pool AL6134 MBS 3.000% 09/01/43		09/01/2018	Paydown		22,122	22,122	22,343	22,333	.0	(211)	.0	(211)	.0	22,122	.0	.0	.0	438	09/01/2043	1
3138ER-FX-3	FNMA Pool AL9181 MBS 3.000% 10/01/46		09/01/2018	Paydown		30,876	30,876	31,990	31,967	.0	(1,089)	.0	(1,089)	.0	30,876	.0	.0	.0	612	10/01/2046	1
3138LR-Q5-4	FNMA Pool A01375 MBS 3.500% 08/01/42		09/01/2018	Paydown		232	232	246	245	.0	(13)	.0	(13)	.0	232	.0	.0	.0	5	08/01/2042	1
3138LT-WL-8	FNMA Pool A03350 MBS 4.000% 05/01/42		09/01/2018	Paydown		6,702	6,702	7,301	7,288	.0	(586)	.0	(586)	.0	6,702	.0	.0	.0	189	05/01/2042	1
3138LY-N7-0	FNMA Pool A06713 MBS 4.000% 06/01/42		09/01/2018	Paydown		29,222	29,222	31,030	31,010	.0	(1,788)	.0	(1,788)	.0	29,2						

STATEMENT AS OF SEPTEMBER 30, 2018 OF THE UnitedHealthcare Community Plan of Ohio, Inc.

SCHEDULE D - PART 4

Show All Long-Term Bonds and Stock Sold, Redeemed or Otherwise Disposed of During the Current Quarter

1	2	3	4	5	6	7	8	9	10	Change In Book/Adjusted Carrying Value					16	17	18	19	20	21	22
										11	12	13	14	15							
CUSIP Identification	Description	Foreign	Disposal Date	Name of Purchaser	Number of Shares of Stock	Consideration	Par Value	Actual Cost	Prior Year Book/ Adjusted Carrying Value	Unrealized Valuation Increase/ (Decrease)	Current Year's (Amortization)/ Accretion	Current Year's Other Than Temporary Impairment Recognized	Total Change in Book/ Adjusted Carrying Value (11 + 12 - 13)	Total Foreign Exchange Change in Book /Adjusted Carrying Value	Book/ Adjusted Carrying Value at Disposal Date	Foreign Exchange Gain (Loss) on Disposal	Realized Gain (Loss) on Disposal	Total Gain (Loss) on Disposal	Bond Interest/ Stock Dividends Received During Year	Stated Contractual Maturity Date	NAIC Designation or Market Indicator (a)
3138ML-FS-8	FNMA Pool A04676 MBS 3.500% 11/01/42		09/01/2018	Paydown		4,925	4,925	5,281	5,258	.0	(333)	.0	(333)	.0	4,925	.0	.0	.0	127	11/01/2042	1
3138MN-R2-8	FNMA Pool A06804 MBS 3.500% 11/01/42		09/01/2018	Paydown		414	414	445	443	.0	(28)	.0	(28)	.0	414	.0	.0	.0	10	11/01/2042	1
3138MS-A4-1	FNMA Pool A09926 MBS 3.000% 12/01/42		09/01/2018	Paydown		2,997	2,997	3,152	3,141	.0	(144)	.0	(144)	.0	2,997	.0	.0	.0	60	12/01/2042	1
3138NW-XS-3	FNMA Pool A06688 MBS 3.000% 12/01/42		09/01/2018	Paydown		279	279	293	292	.0	(13)	.0	(13)	.0	279	.0	.0	.0	6	12/01/2042	1
3138W9-SE-1	FNMA Pool AS0516 MBS 3.000% 09/01/43		09/01/2018	Paydown		8,636	8,636	8,676	8,674	.0	(38)	.0	(38)	.0	8,636	.0	.0	.0	175	09/01/2043	1
3138WA-PE-1	FNMA Pool AS1320 MBS 4.000% 12/01/43		09/01/2018	Paydown		25,460	25,460	26,773	26,709	.0	(1,249)	.0	(1,249)	.0	25,460	.0	.0	.0	637	12/01/2043	1
3138WB-EL-5	FNMA Pool AS1938 MBS 5.000% 03/01/44		09/01/2018	Paydown		33,936	33,936	37,902	37,801	.0	(3,865)	.0	(3,865)	.0	33,936	.0	.0	.0	1,129	03/01/2044	1
3138WB-UC-7	FNMA Pool AS2378 MBS 3.500% 05/01/44		09/01/2018	Paydown		2,741	2,741	2,807	2,804	.0	(62)	.0	(62)	.0	2,741	.0	.0	.0	62	05/01/2044	1
3138WD-GL-0	FNMA Pool AS4474 MBS 3.000% 02/01/45		09/01/2018	Paydown		22,884	22,884	23,112	23,103	.0	(220)	.0	(220)	.0	22,884	.0	.0	.0	472	02/01/2045	1
3138WD-N6-4	FNMA Pool AS4012 MBS 3.500% 12/01/44		09/01/2018	Paydown		19,088	19,088	19,924	19,894	.0	(807)	.0	(807)	.0	19,088	.0	.0	.0	460	12/01/2044	1
3138WH-LQ-3	FNMA Pool AS7534 MBS 3.000% 07/01/46		09/01/2018	Paydown		75,012	75,012	73,008	73,008	.0	2,004	.0	2,004	.0	75,012	.0	.0	.0	1,106	07/01/2046	1
3138WF-FU-0	FNMA Pool AT7378 MBS 4.500% 10/01/43		09/01/2018	Paydown		23,251	23,251	25,049	24,977	.0	(1,726)	.0	(1,726)	.0	23,251	.0	.0	.0	697	10/01/2043	1
3138XK-7G-0	FNMA Pool AV6294 MBS 4.000% 12/01/43		09/01/2018	Paydown		33,728	33,728	35,425	35,350	.0	(1,622)	.0	(1,622)	.0	33,728	.0	.0	.0	899	12/01/2043	1
3138YE-HD-2	FNMA Pool AY1127 MBS 3.500% 04/01/45		09/01/2018	Paydown		4,059	4,059	4,225	4,219	.0	(160)	.0	(160)	.0	4,059	.0	.0	.0	95	04/01/2045	1
3138YH-MS-3	FNMA Pool AY8468 MBS 4.000% 08/01/45		09/01/2018	Paydown		15,648	15,648	16,694	16,661	.0	(1,013)	.0	(1,013)	.0	15,648	.0	.0	.0	459	08/01/2045	1
3138YH-RB-5	FNMA Pool AY8581 MBS 3.500% 08/01/45		09/01/2018	Paydown		1,958	1,958	2,041	2,038	.0	(81)	.0	(81)	.0	1,958	.0	.0	.0	46	08/01/2045	1
3138YX-TH-8	FNMA Pool AZ5951 MBS 4.000% 10/01/45		09/01/2018	Paydown		2,133	2,133	2,275	2,271	.0	(138)	.0	(138)	.0	2,133	.0	.0	.0	57	10/01/2045	1
31398Q-TE-7	FHLMC FHR 3747 HG RMBS 2.400% 07/15/37		09/01/2018	Paydown		18,717	18,717	19,015	18,739	.0	(22)	.0	(22)	.0	18,717	.0	.0	.0	294	07/15/2037	1
3140E0-60-3	FNMA Pool AZ8078 MBS 3.500% 08/01/45		09/01/2018	Paydown		5,043	5,043	5,242	5,235	.0	(192)	.0	(192)	.0	5,043	.0	.0	.0	118	08/01/2045	1
3140EB-62-1	FNMA Pool BA6516 MBS 3.500% 12/01/45		09/01/2018	Paydown		20,937	20,937	21,929	21,910	.0	(972)	.0	(972)	.0	20,937	.0	.0	.0	539	12/01/2045	1
3140EIV-NT-8	FNMA Pool BC2201 MBS 3.500% 04/01/46		09/01/2018	Paydown		36,636	36,636	39,140	39,087	.0	(2,452)	.0	(2,452)	.0	36,636	.0	.0	.0	854	04/01/2046	1
3140F8-LY-1	FNMA Pool BD1242 MBS 3.500% 06/01/46		09/01/2018	Paydown		1,645	1,645	1,760	1,757	.0	(112)	.0	(112)	.0	1,645	.0	.0	.0	38	06/01/2046	1
3140FB-KY-5	FNMA Pool BD3910 MBS 3.000% 08/01/46		09/01/2018	Paydown		37,476	37,476	39,169	40,591	.0	(3,115)	.0	(3,115)	.0	37,476	.0	.0	.0	1,213	08/01/2046	1
3140H1-WJ-5	FNMA Pool BU0648 MBS 3.500% 03/01/48		09/01/2018	Paydown		9,882	9,882	9,886	9,882	.0	(15)	.0	(15)	.0	9,882	.0	.0	.0	120	03/01/2048	1
3140J5-SF-7	FNMA Pool BM1417 MBS 3.000% 04/01/47		09/01/2018	Paydown		24,179	24,179	23,588	23,588	.0	591	.0	591	.0	24,179	.0	.0	.0	301	04/01/2047	1
3140J7-2S-3	FNMA Pool BM3484 MBS 3.000% 02/01/48		09/01/2018	Paydown		18,602	18,602	18,602	18,602	.0	496	.0	496	.0	18,602	.0	.0	.0	238	02/01/2048	1
3140J7-BB-6	FNMA Pool BM3565 MBS 3.000% 10/01/47		09/01/2018	Paydown		54,325	54,325	52,517	52,517	.0	1,808	.0	1,808	.0	54,325	.0	.0	.0	420	10/01/2047	1
3140J7-NB-4	FNMA Pool BM3114 MBS 3.000% 03/01/47		09/01/2018	Paydown		58,449	58,449	58,486	58,485	.0	(36)	.0	(36)	.0	58,449	.0	.0	.0	1,176	03/01/2047	1
3140OB-KG-9	FNMA Pool CA1194 MBS 4.000% 02/01/48		09/01/2018	Paydown		22,092	22,092	22,827	22,827	.0	(735)	.0	(735)	.0	22,092	.0	.0	.0	358	02/01/2048	1
31416B-RB-6	FNMA Pool 995182 MBS 5.500% 06/01/20		09/01/2018	Paydown		662	662	724	685	.0	(22)	.0	(22)	.0	662	.0	.0	.0	24	06/01/2020	1
31416V-V6-5	FNMA Pool AB0732 MBS 4.000% 06/01/39		09/01/2018	Paydown		91,936	91,936	97,710	97,633	.0	(5,697)	.0	(5,697)	.0	91,936	.0	.0	.0	2,234	06/01/2039	1
31417A-4Z-9	FNMA Pool AB4439 MBS 3.500% 02/01/42		09/01/2018	Paydown		929	929	983	979	.0	(50)	.0	(50)	.0	929	.0	.0	.0	22	02/01/2042	1
31417A-QE-2	FNMA Pool AB4052 MBS 4.000% 12/01/41		09/01/2018	Paydown		10,090	10,090	10,757	10,734	.0	(644)	.0	(644)	.0	10,090	.0	.0	.0	280	12/01/2041	1
31417G-AS-5	FNMA Pool AB9016 MBS 3.000% 04/01/43		09/01/2018	Paydown		25,636	25,636	26,463	26,443	.0	(807)	.0	(807)	.0	25,636	.0	.0	.0	531	04/01/2043	1
31418V-CB-6	FNMA Pool AD7265 MBS 4.000% 07/01/25		09/01/2018	Paydown		4,514	4,514	4,728	4,652	.0	(137)	.0	(137)	.0	4,514	.0	.0	.0	120	07/01/2025	1
31419H-A2-8	FNMA Pool AE6324 MBS 4.000% 11/01/25		09/01/2018	Paydown		9,211	9,211	9,797	9,596	.0	(385)	.0	(385)	.0	9,211	.0	.0	.0	236	11/01/2025	1
546486-BA-8	LOUISIANA ST HIG Rev Bond Non Call 5.000% 06/15/19		08/13/2018	Wachovia Bank		1,747,464	1,700,000	2,020,144	1,790,029	.0	(38,214)	.0	(38,214)	.0	1,751,814	.0	(4,350)	(4,350)	56,667	06/15/2019	1FE
548351-AC-9	LOWER NECHES VLY Rev Bond Call 1.500% 11/01/38		09/25/2018	CitiGroup		3,000,000	3,000,000	3,000,000	3,000,000	.0	.0	.0	.0	.0	3,000,000	.0	.0	.0	2,228	11/01/2038	1FE
594695-X3-7	MICHIGAN ST TRUN Rev Bond Non Call 5.000% 11/15/20		07/25/2018	Jefferies and Company		1,611,900	1,500,000	1,800,600	1,642,512	.0	(27,723)	.0	(27,723)	.0	1,614,790	.0	(2,890)	(2,890)	52,500	11/15/2020	1FE
73358W-DU-5	PORT AUTH OF NEW Rev Bond Non Call 5.000% 09/15/18		09/15/2018	Maturity		1,000,000	1,000,000	1,099,850	1,026,029	.0	(26,029)	.0	(26,029)	.0	1,000,000	.0	.0	.0	50,000	09/15/2018	1FE
914378-HX-5	UNIV OF KENTUCKY Rev Bond Non Call 5.000% 10/01/20		08/29/2018	Stern Brothers & Co.		1,064,850	1,000,000	1,167,990	1,088,749	.0	(20,942)	.0	(20,942)	.0	1,067,808	.0	(2,958)	(2,958)	45,694	10/01/2020	1FE
3199999	Subtotal - Bonds - U.S. Special Revenues					15,242,279	14,885,632	16,587,504	11,931,843	0	(255,336)	0	(255,336)	0	15,258,702	0	(16,423)	(16,423)	465,427	XXX	XXX
12591V-AA-9	COMM MORTGAGE TR COMM 2014 CR16 A1 CMBS 1.445% 02/10/19		09/01/2018	Paydown		62,033	62,033	62,032	62,013	.0	20	.0	20	.0	62,033	.0	.0	.0	596	02/10/2019	1FM
13975K-AE-9	Capital Auto Rec AFIN 2015-1 B ABS 2.100% 01/21/20		09/20/2018	Paydown		304,203	304,203	304,109	304,187	.0	16	.0	16	.0	304,203	.0	.0	.0	4,366	01/21/2020	1FE
17326F-AA-5	CITIGROUP COMMERCIAL 2017-C4 A1 CMBS 2.121% 10/12/50		09/01/2018	Paydown		8,586	8,586	8,586	8,586	.0	0	.0	0	.0	8,586	.0	.0	.0	121	10/12/2050	1FM
233851-BA-1	DAIMLER FINANCE Corp Note MW Prv Plc 2.375% 08/01/18		08/01/2018	Maturity		350,000	350,000	354,900	350,641	.0	(641)	.0	(641)	.0	350,000	.0	.0	.0	8,313	08/01/2018	1FE
26208B-AJ-9	Drive Auto Receiv DRIVE 2016-CA B ABS Prv Plc 2.370% 11/16/20		09/15/2018	Paydown		245,173	245,173	245,143	245,160	.0	13	.0	13	.0	245,173	.0	.0	.0	3,879	11/16/2020	1FE

E05.1

STATEMENT AS OF SEPTEMBER 30, 2018 OF THE UnitedHealthcare Community Plan of Ohio, Inc.

SCHEDULE D - PART 4

Show All Long-Term Bonds and Stock Sold, Redeemed or Otherwise Disposed of During the Current Quarter

1	2	3	4	5	6	7	8	9	10	Change In Book/Adjusted Carrying Value					16	17	18	19	20	21	22	
										11	12	13	14	15								
CUSIP Identification	Description	Foreign	Disposal Date	Name of Purchaser	Number of Shares of Stock	Consideration	Par Value	Actual Cost	Prior Year Book/Adjusted Carrying Value	Unrealized Valuation Increase/(Decrease)	Current Year's (Amortization)/Accretion	Current Year's Other Than Temporary Impairment Recognized	Total Change in Book/Adjusted Carrying Value (11 + 12 - 13)	Total Foreign Exchange Change in Book/Adjusted Carrying Value	Book/Adjusted Carrying Value at Disposal Date	Foreign Exchange Gain (Loss) on Disposal	Realized Gain (Loss) on Disposal	Total Gain (Loss) on Disposal	Bond Interest/Stock Dividends Received During Year	Stated Contractual Maturity Date	NAIC Designation or Market Indicator (a)	
29273R-AH-2	ENERGY TRAN PTNR Corp Note MW 50BP 6.700% 07/01/18		07/01/2018	Maturity		110,000	110,000	132,963	112,260	0	(2,260)	0	(2,260)	0	110,000	0	0	0	7,370	07/01/2018	2FE	
44891B-AD-7	Hyundai Auto Lea HALST 2016-B A3 ABS Prv Plc 1.520% 10/15/19		09/15/2018	Paydown		268,140	268,140	268,067	268,097	0	43	0	43	0	268,140	0	0	0	2,719	10/15/2019	1FE	
55315G-AD-0	MIAF EQUIPMENT F MIAF 2015-AA A4 ABS Prv Plc 1.930% 07/16/21		09/16/2018	Paydown		71,551	71,551	71,532	71,544	0	7	0	7	0	71,551	0	0	0	932	07/16/2021	1FE	
55320R-AA-5	MP CLO MANAGEMENT MP7 2015-1A A1R CLO Prv Plc 3.177% 04/18/27		09/12/2018	Paydown		900,000	900,000	900,000	900,000	0	0	0	0	0	900,000	0	0	0	18,746	04/18/2027	1FE	
58769D-AC-4	Mercedes-Benz Au MBALT 2017-A A2B ABS 2.358% 08/15/19		09/17/2018	Paydown		204,696	204,696	204,696	204,696	0	0	0	0	0	204,696	0	0	0	2,775	08/15/2019	1FE	
63940F-AA-5	Navient Student NAVSL 2016-2 A1 ABS Prv Plc 2.966% 06/25/65		09/25/2018	Paydown		71,533	71,533	71,533	71,533	0	0	0	0	0	71,533	0	0	0	1,244	06/25/2065	1FE	
65479B-AB-6	Nissan Auto Leas NALT 2017-B A2A ABS 1.830% 12/16/19		09/15/2018	Paydown		64,683	64,683	64,678	64,679	0	4	0	4	0	64,683	0	0	0	793	12/16/2019	1FE	
84756N-AC-3	SPECTRA PARTNERS Corp Note Call MW 2.950% 09/25/18		09/25/2018	Maturity		260,000	260,000	269,562	261,544	0	(1,544)	0	(1,544)	0	260,000	0	0	0	7,670	09/25/2018	2FE	
887317-AF-2	TIME WARNER INC Corp Note MW 20BP 4.875% 03/15/20		09/27/2018	Call	102.8316	174,814	170,000	185,642	178,158	0	(2,670)	0	(2,670)	0	175,488	0	(674)	(674)	8,564	03/15/2020	2FE	
893574-AJ-2	TRANSCONT GAS PL Corp Note Call MW Prv Plc 4.000% 03/15/28		09/21/2018	Tax Free Exchange		195,955	197,000	195,909	0	0	46	0	46	0	195,955	0	0	0	4,071	03/15/2028	2FE	
92343J-BM-5	VERIZON COMM INC Corp Note Non Call 4.082% 09/14/18		09/14/2018	Maturity		250,000	250,000	263,356	252,153	0	(2,153)	0	(2,153)	0	250,000	0	0	0	7,152	09/14/2018	2FE	
92890P-AB-0	WF-RBS COMMERCIA WFRBS 2013-C14 A2 CMBS 2.133% 06/15/46		08/01/2018	Paydown		287	287	286	286	0	0	0	0	0	287	0	0	0	4	06/15/2046	1FM	
98161V-AB-6	World Omni Auto WOART 2018-A A2 ABS 2.190% 05/17/21		09/15/2018	Paydown		30,788	30,788	30,785	0	0	3	0	3	0	30,788	0	0	0	408	05/17/2021	1FE	
983919-AJ-0	XILINK INC Corp Note Call MW 2.950% 06/01/24		07/12/2018	US Bank		71,468	75,000	71,965	74,922	0	133	2,960	(2,827)	0	72,095	0	(628)	(628)	1,383	06/01/2024	1FE	
81379J-AD-3	Securitized Term SSTRT 2017-1A A3 ABS Prv Plc 1.890% 08/25/20	A	09/25/2018	Paydown		201,235	201,235	201,235	201,235	0	0	0	0	0	201,235	0	0	0	2,592	08/25/2020	1FE	
12518X-AA-5	CENT CLO LP CECLD 2013-19A A1A CLO Prv Plc 3.669% 10/29/25	D	07/30/2018	Paydown		83,289	83,289	82,789	82,912	0	377	0	377	0	83,289	0	0	0	1,997	10/29/2025	1FE	
23636A-AP-6	DANSKE BANK A/S Corp Note Non Call Prv Plc 3.875% 09/12/23	D	09/19/2018	Merrill Lynch		635,317	650,000	647,647	0	0	83	0	83	0	647,730	0	(12,413)	(12,413)	6,927	09/12/2023	1FE	
67109W-AA-6	OZLM Ltd OZLM 2015-12A A1 CLO Prv Plc 3.789% 04/30/27	D	09/18/2018	Paydown		900,000	900,000	897,390	898,320	0	1,680	0	1,680	0	900,000	0	0	0	27,143	04/30/2027	1FE	
3899999	Subtotal - Bonds - Industrial and Miscellaneous (Unaffiliated)					5,463,751	5,478,197	5,534,805	4,612,926	0	(6,843)	2,960	(9,803)	0	5,477,465	0	(13,715)	(13,715)	119,765	XXX	XXX	
8399997	Total - Bonds - Part 4					23,642,639	23,218,951	25,481,596	19,544,363	0	(320,630)	2,960	(323,590)	0	23,677,309	0	(34,671)	(34,671)	722,505	XXX	XXX	
8399998	Total - Bonds - Part 5					XXX	XXX	XXX	XXX	XXX	XXX	XXX	XXX	XXX	XXX	XXX	XXX	XXX	XXX	XXX	XXX	XXX
8399999	Total - Bonds					23,642,639	23,218,951	25,481,596	19,544,363	0	(320,630)	2,960	(323,590)	0	23,677,309	0	(34,671)	(34,671)	722,505	XXX	XXX	
8999997	Total - Preferred Stocks - Part 4					0	XXX	0	0	0	0	0	0	0	0	0	0	0	0	0	XXX	XXX
8999998	Total - Preferred Stocks - Part 5					XXX	XXX	XXX	XXX	XXX	XXX	XXX	XXX	XXX	XXX	XXX	XXX	XXX	XXX	XXX	XXX	XXX
8999999	Total - Preferred Stocks					0	XXX	0	0	0	0	0	0	0	0	0	0	0	0	0	XXX	XXX
9799997	Total - Common Stocks - Part 4					0	XXX	0	0	0	0	0	0	0	0	0	0	0	0	0	XXX	XXX
9799998	Total - Common Stocks - Part 5					XXX	XXX	XXX	XXX	XXX	XXX	XXX	XXX	XXX	XXX	XXX	XXX	XXX	XXX	XXX	XXX	XXX
9799999	Total - Common Stocks					0	XXX	0	0	0	0	0	0	0	0	0	0	0	0	0	XXX	XXX
9899999	Total - Preferred and Common Stocks					0	XXX	0	0	0	0	0	0	0	0	0	0	0	0	0	XXX	XXX
9999999	- Totals					23,642,639	XXX	25,481,596	19,544,363	0	(320,630)	2,960	(323,590)	0	23,677,309	0	(34,671)	(34,671)	722,505	XXX	XXX	

(a) For all common stock bearing the NAIC market indicator "U" provide: the number of such issues.....0

E05.2

Schedule DB - Part A - Section 1 - Options, Caps, Floors, Collars, Swaps and Forwards Open

N O N E

Schedule DB - Part B - Section 1 - Futures Contracts Open

N O N E

Schedule DB - Part B - Section 1B - Brokers with whom cash deposits have been made

N O N E

Schedule DB - Part D - Section 1 - Counterparty Exposure for Derivative Instruments Open

N O N E

Schedule DB - Part D-Section 2 - Collateral for Derivative Instruments Open - Pledged By

N O N E

Schedule DB - Part D-Section 2 - Collateral for Derivative Instruments Open - Pledged To

N O N E

Schedule DL - Part 1 - Reinvested Collateral Assets Owned

N O N E

Schedule DL - Part 2 - Reinvested Collateral Assets Owned

N O N E

STATEMENT AS OF SEPTEMBER 30, 2018 OF THE UnitedHealthcare Community Plan of Ohio, Inc.

SCHEDULE E - PART 2 - CASH EQUIVALENTS

Show Investments Owned End of Current Quarter

1	2	3	4	5	6	7	8	9
CUSIP	Description	Code	Date Acquired	Rate of Interest	Maturity Date	Book/Adjusted Carrying Value	Amount of Interest Due and Accrued	Amount Received During Year
0599999	Total - U.S. Government Bonds					0	0	0
1099999	Total - All Other Government Bonds					0	0	0
1799999	Total - U.S. States, Territories and Possessions Bonds					0	0	0
2499999	Total - U.S. Political Subdivisions Bonds					0	0	0
3199999	Total - U.S. Special Revenues Bonds					0	0	0
3899999	Total - Industrial and Miscellaneous (Unaffiliated) Bonds					0	0	0
4899999	Total - Hybrid Securities					0	0	0
5599999	Total - Parent, Subsidiaries and Affiliates Bonds					0	0	0
6099999	Subtotal - SVO Identified Funds					0	0	0
7799999	Total - Issuer Obligations					0	0	0
7899999	Total - Residential Mortgage-Backed Securities					0	0	0
7999999	Total - Commercial Mortgage-Backed Securities					0	0	0
8099999	Total - Other Loan-Backed and Structured Securities					0	0	0
8199999	Total - SVO Identified Funds					0	0	0
8399999	Total Bonds					0	0	0
09248U-71-8	BlackRock Liquidity Funds T-Fund Port		.09/20/2018	0.000	XXX	4,971	.0	1,582
31846V-54-2	First American Treasury Obligations Fund Z		.09/07/2018	0.000	XXX	449,126	.0	4,481
38141W-32-3	Goldman Sachs Treasury Obligations Fund		.09/04/2018	0.000	XXX	22,562	.0	3,237
38142B-50-0	Goldman Sachs Financial Square Tr In Fd		.09/20/2018	0.000	XXX	181,195	.0	8,893
38142B-88-0	Goldman Sachs Financial Square Federal Fund		.09/13/2018	0.000	XXX	30,175	.0	4,826
61747C-58-2	Morgan Stanley Institutional Liquidity Fund Treasury Port		.09/20/2018	0.000	XXX	88,307	.0	6,097
825252-40-6	Invesco AIM STIT TREASURY MMF		.09/04/2018	0.000	XXX	95,525	.0	577
94975H-29-6	Wells Fargo Treasury Plus MMKT Fund - Inst		.09/04/2018	0.000	XXX	24,786	.0	383
8599999	Subtotal - Exempt Money Market Mutual Funds - as Identified by the SVO					896,647	0	30,076
147539-67-0	DEUTSCHE INV MGT CASH ACCT GOV/AGENCY DNS-1ST		.09/04/2018	0.000	XXX	91,572	.0	700
25160K-20-7	DEUTSCHE GOV MMKT Gov Series Ins Shares		.09/20/2018	0.000	XXX	2,613,850	.0	15,832
262006-88-5	Dreyfus Govt Cash Mgmt - Inst		.09/04/2018	0.000	XXX	49,322	.0	491
26200T-10-9	Dreyfus Inst Preferred Money Market		.09/04/2018	0.000	XXX	10,261,200	.0	52,967
31846V-62-5	First American Prime Obligations MMF Class Z		.09/04/2018	0.000	XXX	10,111,328	.0	52,160
38141W-23-2	Goldman Sachs Money Market Fund		.09/04/2018	0.000	XXX	15,093,816	.0	81,886
38141W-27-3	Goldman Sachs Government Fund		.09/04/2018	0.000	XXX	296,121	.0	6,561
40428X-10-7	HSBC HSBC US GOVT MMKT-I		.09/13/2018	0.000	XXX	32,399	.0	3,567
4812A0-36-7	JP Morgan Prime MMF		.09/04/2018	0.000	XXX	5,055,577	.0	26,309
4812C0-67-0	JP Morgan US Govt MMKT CP		.09/20/2018	0.000	XXX	2,866	.0	386
61747C-70-7	Morgan Stanley Institutional Liquidity Fund Government Port		.09/04/2018	0.000	XXX	69,466	.0	4,969
665278-70-1	Northern Inst Govt Select Port		.09/27/2018	0.000	XXX	2,326,762	.0	4,481
69351J-15-7	PNC GOVT MONEY MARKET FUND		.09/05/2018	0.000	XXX	6,855	.0	0
74926P-69-6	TUGXX US Equity US Government Money Market		.09/04/2018	0.000	XXX	326,292	.0	1,483
825252-88-5	Invesco AIM STIT GOVT & AGENCY-INST MMF		.09/07/2018	0.000	XXX	96,638	.0	16,762
8699999	Subtotal - All Other Money Market Mutual Funds					46,434,064	0	268,554
8899999	Total Cash Equivalents					47,330,711	0	298,630

E13