



# HEALTH QUARTERLY STATEMENT

AS OF SEPTEMBER 30, 2018

OF THE CONDITION AND AFFAIRS OF THE

## AMERIGROUP Ohio, Inc. dba AMERIGROUP Community Care

NAIC Group Code 0671 0671 NAIC Company Code 10767 Employer's ID Number 13-4212818  
(Current) (Prior)

Organized under the Laws of Ohio, State of Domicile or Port of Entry OH

Country of Domicile United States of America

Licensed as business type: Health Maintenance Organization

Is HMO Federally Qualified? Yes [ ] No [ X ]

Incorporated/Organized 03/08/2002 Commenced Business 09/01/2005

Statutory Home Office 4361 Irwin Simpson Road, C/O Community Ins. Co., Mason, OH, US 45040  
(Street and Number) (City or Town, State, Country and Zip Code)

Main Administrative Office 4425 Corporation Lane  
(Street and Number)  
Virginia Beach, VA, US 23462,  
(City or Town, State, Country and Zip Code) (Area Code) (Telephone Number)

Mail Address 120 Monument Circle, Indianapolis, IN, US 46204  
(Street and Number or P.O. Box) (City or Town, State, Country and Zip Code)

Primary Location of Books and Records 120 Monument Circle  
(Street and Number)  
Indianapolis, IN, US 46204,  
(City or Town, State, Country and Zip Code) (Area Code) (Telephone Number)

Internet Website Address www.amerigroup.com

Statutory Statement Contact Tim Niccum, 317-488-6716  
(Name) (Area Code) (Telephone Number)  
tim.niccum@anthem.com, 317-488-6302  
(E-mail Address) (FAX Number)

### OFFICERS

President/Chairperson Tunde Sotayo Sotunde Treasurer Vincent Edward Scher #  
Secretary Kathleen Susan Kiefer Vice President/Assistant Secretary Jack Louis Young

### OTHER

Eric (Rick) Kenneth Noble, Assistant Treasurer Kecia Gissendanner Rockoff, Valuation Actuary

### DIRECTORS OR TRUSTEES

Carter Allen Beck Tunde Sotayo Sotunde Catherine Irene Kelaghan

State of Indiana SS:  
County of Marion

The officers of this reporting entity being duly sworn, each depose and say that they are the described officers of said reporting entity, and that on the reporting period stated above, all of the herein described assets were the absolute property of the said reporting entity, free and clear from any liens or claims thereon, except as herein stated, and that this statement, together with related exhibits, schedules and explanations therein contained, annexed or referred to, is a full and true statement of all the assets and liabilities and of the condition and affairs of the said reporting entity as of the reporting period stated above, and of its income and deductions therefrom for the period ended, and have been completed in accordance with the NAIC Annual Statement Instructions and Accounting Practices and Procedures manual except to the extent that: (1) state law may differ; or, (2) that state rules or regulations require differences in reporting not related to accounting practices and procedures, according to the best of their information, knowledge and belief, respectively. Furthermore, the scope of this attestation by the described officers also includes the related corresponding electronic filing with the NAIC, when required, that is an exact copy (except for formatting differences due to electronic filing) of the enclosed statement. The electronic filing may be requested by various regulators in lieu of or in addition to the enclosed statement.

Tunde Sotayo Sotunde  
President/Chairperson

Kathleen Susan Kiefer  
Secretary

Vincent Edward Scher  
Treasurer

Subscribed and sworn to before me this  
6th day of November 2018

- a. Is this an original filing? ..... Yes [ X ] No [ ]  
b. If no,  
1. State the amendment number.....  
2. Date filed.....  
3. Number of pages attached.....

Rita F. Gentry  
Executive Admin Assistant I  
January 17, 2021

**ASSETS**

	Current Statement Date			4 December 31 Prior Year Net Admitted Assets
	1 Assets	2 Nonadmitted Assets	3 Net Admitted Assets (Cols. 1 - 2)	
1. Bonds .....	10,346,536	0	10,346,536	10,059,212
2. Stocks:				
2.1 Preferred stocks .....		0	0	0
2.2 Common stocks .....		0	0	0
3. Mortgage loans on real estate:				
3.1 First liens .....		0	0	0
3.2 Other than first liens.....		0	0	0
4. Real estate:				
4.1 Properties occupied by the company (less \$ encumbrances) .....		0	0	0
4.2 Properties held for the production of income (less \$ ..... encumbrances) .....		0	0	0
4.3 Properties held for sale (less \$ encumbrances) .....		0	0	0
5. Cash (\$ .....888,213 ), cash equivalents (\$ .....207,897 ) and short-term investments (\$ .....0 ) .....	1,096,110	0	1,096,110	1,286,303
6. Contract loans (including \$ ..... premium notes) .....		0	0	0
7. Derivatives .....		0	0	0
8. Other invested assets .....		0	0	0
9. Receivables for securities .....		0	0	0
10. Securities lending reinvested collateral assets .....		0	0	0
11. Aggregate write-ins for invested assets .....	0	0	0	0
12. Subtotals, cash and invested assets (Lines 1 to 11) .....	11,442,646	0	11,442,646	11,345,515
13. Title plants less \$ ..... charged off (for Title insurers only) .....		0	0	0
14. Investment income due and accrued .....	37,547	0	37,547	60,183
15. Premiums and considerations:				
15.1 Uncollected premiums and agents' balances in the course of collection .....		0	0	0
15.2 Deferred premiums, agents' balances and installments booked but deferred and not yet due (including \$ ..... earned but unbilled premiums) .....		0	0	0
15.3 Accrued retrospective premiums (\$ ..... ) and contracts subject to redetermination (\$ ..... ) .....		0	0	0
16. Reinsurance:				
16.1 Amounts recoverable from reinsurers .....		0	0	0
16.2 Funds held by or deposited with reinsured companies .....		0	0	0
16.3 Other amounts receivable under reinsurance contracts .....		0	0	0
17. Amounts receivable relating to uninsured plans .....		0	0	0
18.1 Current federal and foreign income tax recoverable and interest thereon .....	2,866	0	2,866	0
18.2 Net deferred tax asset .....		0	0	0
19. Guaranty funds receivable or on deposit .....		0	0	0
20. Electronic data processing equipment and software .....		0	0	0
21. Furniture and equipment, including health care delivery assets (\$ ..... ) .....		0	0	0
22. Net adjustment in assets and liabilities due to foreign exchange rates .....		0	0	0
23. Receivables from parent, subsidiaries and affiliates .....	33,119	0	33,119	0
24. Health care (\$ ..... ) and other amounts receivable .....		0	0	0
25. Aggregate write-ins for other than invested assets .....	0	0	0	0
26. Total assets excluding Separate Accounts, Segregated Accounts and Protected Cell Accounts (Lines 12 to 25) .....	11,516,178	0	11,516,178	11,405,698
27. From Separate Accounts, Segregated Accounts and Protected Cell Accounts .....		0	0	0
28. Total (Lines 26 and 27)	11,516,178	0	11,516,178	11,405,698
<b>DETAILS OF WRITE-INS</b>				
1101. ....				
1102. ....				
1103. ....				
1198. Summary of remaining write-ins for Line 11 from overflow page .....	0	0	0	0
1199. Totals (Lines 1101 through 1103 plus 1198)(Line 11 above)	0	0	0	0
2501. ....				
2502. ....				
2503. ....				
2598. Summary of remaining write-ins for Line 25 from overflow page .....	0	0	0	0
2599. Totals (Lines 2501 through 2503 plus 2598)(Line 25 above)	0	0	0	0

**LIABILITIES, CAPITAL AND SURPLUS**

	Current Period			Prior Year
	1 Covered	2 Uncovered	3 Total	4 Total
1. Claims unpaid (less \$ ..... reinsurance ceded) .....			0	0
2. Accrued medical incentive pool and bonus amounts .....			0	0
3. Unpaid claims adjustment expenses .....			0	0
4. Aggregate health policy reserves, including the liability of \$ .....0 for medical loss ratio rebate per the Public Health Service Act .....			0	0
5. Aggregate life policy reserves .....			0	0
6. Property/casualty unearned premium reserve .....			0	0
7. Aggregate health claim reserves .....			0	0
8. Premiums received in advance .....			0	0
9. General expenses due or accrued .....	6,817		6,817	3,091
10.1 Current federal and foreign income tax payable and interest thereon (including \$ ..... on realized gains (losses)) .....			0	1,322
10.2 Net deferred tax liability .....	3,303		3,303	1,438
11. Ceded reinsurance premiums payable .....			0	0
12. Amounts withheld or retained for the account of others .....			0	0
13. Remittances and items not allocated .....	15,770		15,770	8,949
14. Borrowed money (including \$ ..... current) and interest thereon \$ ..... (including \$ ..... current) .....			0	0
15. Amounts due to parent, subsidiaries and affiliates .....			0	9,919
16. Derivatives .....			0	0
17. Payable for securities .....			0	0
18. Payable for securities lending .....			0	0
19. Funds held under reinsurance treaties (with \$ ..... authorized reinsurers, \$ ..... unauthorized reinsurers and \$ ..... certified reinsurers) .....			0	0
20. Reinsurance in unauthorized and certified (\$ ..... ) companies .....			0	0
21. Net adjustments in assets and liabilities due to foreign exchange rates .....			0	0
22. Liability for amounts held under uninsured plans .....			0	0
23. Aggregate write-ins for other liabilities (including \$ ..... current) .....	11,101	0	11,101	11,277
24. Total liabilities (Lines 1 to 23) .....	36,991	0	36,991	35,996
25. Aggregate write-ins for special surplus funds .....	XXX	XXX	0	0
26. Common capital stock .....	XXX	XXX	1,000	1,000
27. Preferred capital stock .....	XXX	XXX		
28. Gross paid in and contributed surplus .....	XXX	XXX	10,395,914	10,395,914
29. Surplus notes .....	XXX	XXX		
30. Aggregate write-ins for other than special surplus funds .....	XXX	XXX	0	0
31. Unassigned funds (surplus) .....	XXX	XXX	1,082,273	972,788
32. Less treasury stock, at cost:				
32.1 ..... shares common (value included in Line 26 \$ ..... ) .....	XXX	XXX		
32.2 ..... shares preferred (value included in Line 27 \$ ..... ) .....	XXX	XXX		
33. Total capital and surplus (Lines 25 to 31 minus Line 32) .....	XXX	XXX	11,479,187	11,369,702
34. Total liabilities, capital and surplus (Lines 24 and 33) .....	XXX	XXX	11,516,178	11,405,698
<b>DETAILS OF WRITE-INS</b>				
2301. Escheat liabilities .....	11,101		11,101	11,277
2302. ....				
2303. ....				
2398. Summary of remaining write-ins for Line 23 from overflow page .....	0	0	0	0
2399. Totals (Lines 2301 through 2303 plus 2398)(Line 23 above) .....	11,101	0	11,101	11,277
2501. ....	XXX	XXX		
2502. ....	XXX	XXX		
2503. ....	XXX	XXX		
2598. Summary of remaining write-ins for Line 25 from overflow page .....	XXX	XXX	0	0
2599. Totals (Lines 2501 through 2503 plus 2598)(Line 25 above) .....	XXX	XXX	0	0
3001. ....	XXX	XXX		
3002. ....	XXX	XXX		
3003. ....	XXX	XXX		
3098. Summary of remaining write-ins for Line 30 from overflow page .....	XXX	XXX	0	0
3099. Totals (Lines 3001 through 3003 plus 3098)(Line 30 above) .....	XXX	XXX	0	0

**STATEMENT OF REVENUE AND EXPENSES**

	Current Year To Date		Prior Year To Date	Prior Year Ended December 31
	1 Uncovered	2 Total	3 Total	4 Total
1. Member Months	XXX			
2. Net premium income ( including \$ non-health premium income)	XXX			
3. Change in unearned premium reserves and reserve for rate credits	XXX			
4. Fee-for-service (net of \$ medical expenses)	XXX			
5. Risk revenue	XXX			
6. Aggregate write-ins for other health care related revenues	XXX	0	0	0
7. Aggregate write-ins for other non-health revenues	XXX	0	0	0
8. Total revenues (Lines 2 to 7)	XXX	0	0	0
<b>Hospital and Medical:</b>				
9. Hospital/medical benefits			(27)	(27)
10. Other professional services				
11. Outside referrals				
12. Emergency room and out-of-area				
13. Prescription drugs			(2)	(2)
14. Aggregate write-ins for other hospital and medical	0	0	0	0
15. Incentive pool, withhold adjustments and bonus amounts				
16. Subtotal (Lines 9 to 15)	0	0	(29)	(29)
<b>Less:</b>				
17. Net reinsurance recoveries				
18. Total hospital and medical (Lines 16 minus 17)	0	0	(29)	(29)
19. Non-health claims (net)				
20. Claims adjustment expenses, including \$ cost containment expenses				210
21. General administrative expenses		239	1,199	3,804
22. Increase in reserves for life and accident and health contracts (including \$ increase in reserves for life only)				0
23. Total underwriting deductions (Lines 18 through 22)	0	239	1,170	3,985
24. Net underwriting gain or (loss) (Lines 8 minus 23)	XXX	(239)	(1,170)	(3,985)
25. Net investment income earned		90,836	78,322	108,651
26. Net realized capital gains (losses) less capital gains tax of \$			(604)	(604)
27. Net investment gains (losses) (Lines 25 plus 26)	0	90,836	77,718	108,047
28. Net gain or (loss) from agents' or premium balances charged off [(amount recovered \$ ) (amount charged off \$ )]				
29. Aggregate write-ins for other income or expenses	0	0	0	0
30. Net income or (loss) after capital gains tax and before all other federal income taxes (Lines 24 plus 27 plus 28 plus 29)	XXX	90,597	76,548	104,062
31. Federal and foreign income taxes incurred	XXX	(20,754)	33,527	45,240
32. Net income (loss) (Lines 30 minus 31)	XXX	111,351	43,021	58,822
<b>DETAILS OF WRITE-INS</b>				
0601.	XXX			
0602.	XXX			
0603.	XXX			
0698. Summary of remaining write-ins for Line 6 from overflow page	XXX	0	0	0
0699. Totals (Lines 0601 through 0603 plus 0698)(Line 6 above)	XXX	0	0	0
0701.	XXX			
0702.	XXX			
0703.	XXX			
0798. Summary of remaining write-ins for Line 7 from overflow page	XXX	0	0	0
0799. Totals (Lines 0701 through 0703 plus 0798)(Line 7 above)	XXX	0	0	0
1401.				
1402.				
1403.				
1498. Summary of remaining write-ins for Line 14 from overflow page	0	0	0	0
1499. Totals (Lines 1401 through 1403 plus 1498)(Line 14 above)	0	0	0	0
2901.				
2902.				
2903.				
2998. Summary of remaining write-ins for Line 29 from overflow page	0	0	0	0
2999. Totals (Lines 2901 through 2903 plus 2998)(Line 29 above)	0	0	0	0

**STATEMENT OF REVENUE AND EXPENSES (Continued)**

	1 Current Year to Date	2 Prior Year to Date	3 Prior Year Ended December 31
<b>CAPITAL AND SURPLUS ACCOUNT</b>			
33. Capital and surplus prior reporting year.....	11,369,702	11,313,612	11,313,612
34. Net income or (loss) from Line 32 .....	111,351	43,021	58,822
35. Change in valuation basis of aggregate policy and claim reserves .....			
36. Change in net unrealized capital gains (losses) less capital gains tax of \$ .....			
37. Change in net unrealized foreign exchange capital gain or (loss) .....			
38. Change in net deferred income tax .....	(1,866)	(2,483)	(2,732)
39. Change in nonadmitted assets .....		(2)	0
40. Change in unauthorized and certified reinsurance .....	0	0	0
41. Change in treasury stock .....	0	0	0
42. Change in surplus notes .....	0	0	0
43. Cumulative effect of changes in accounting principles.....			
44. Capital Changes:			
44.1 Paid in .....	0	0	0
44.2 Transferred from surplus (Stock Dividend).....	0	0	0
44.3 Transferred to surplus.....			
45. Surplus adjustments:			
45.1 Paid in .....	0	0	0
45.2 Transferred to capital (Stock Dividend) .....			
45.3 Transferred from capital .....			
46. Dividends to stockholders .....			
47. Aggregate write-ins for gains or (losses) in surplus .....	0	0	0
48. Net change in capital & surplus (Lines 34 to 47) .....	109,485	40,536	56,090
49. Capital and surplus end of reporting period (Line 33 plus 48)	11,479,187	11,354,148	11,369,702
<b>DETAILS OF WRITE-INS</b>			
4701. ....			
4702. ....			
4703. ....			
4798. Summary of remaining write-ins for Line 47 from overflow page .....	0	0	0
4799. Totals (Lines 4701 through 4703 plus 4798)(Line 47 above)	0	0	0

**CASH FLOW**

	1 Current Year To Date	2 Prior Year To Date	3 Prior Year Ended December 31
<b>Cash from Operations</b>			
1. Premiums collected net of reinsurance .....	0	0	0
2. Net investment income .....	180,502	158,529	184,835
3. Miscellaneous income .....	0	0	0
4. Total (Lines 1 to 3) .....	180,502	158,529	184,835
5. Benefit and loss related payments .....	0	(29)	(29)
6. Net transfers to Separate Accounts, Segregated Accounts and Protected Cell Accounts .....			
7. Commissions, expenses paid and aggregate write-ins for deductions .....	(3,487)	(10,816)	11,620
8. Dividends paid to policyholders .....			
9. Federal and foreign income taxes paid (recovered) net of \$ ..... tax on capital gains (losses) .....	(16,565)	3,095	12,228
10. Total (Lines 5 through 9) .....	(20,052)	(7,751)	23,818
11. Net cash from operations (Line 4 minus Line 10) .....	200,554	166,279	161,016
<b>Cash from Investments</b>			
12. Proceeds from investments sold, matured or repaid:			
12.1 Bonds .....	0	0	0
12.2 Stocks .....	0	0	0
12.3 Mortgage loans .....	0	0	0
12.4 Real estate .....	0	0	0
12.5 Other invested assets .....	0	0	0
12.6 Net gains or (losses) on cash, cash equivalents and short-term investments .....	0	0	0
12.7 Miscellaneous proceeds .....	0	202,250	202,250
12.8 Total investment proceeds (Lines 12.1 to 12.7) .....	0	202,250	202,250
13. Cost of investments acquired (long-term only):			
13.1 Bonds .....	354,354	528,165	528,165
13.2 Stocks .....	0	0	0
13.3 Mortgage loans .....	0	0	0
13.4 Real estate .....	0	0	0
13.5 Other invested assets .....	0	0	0
13.6 Miscellaneous applications .....	0	0	0
13.7 Total investments acquired (Lines 13.1 to 13.6) .....	354,354	528,165	528,165
14. Net increase (or decrease) in contract loans and premium notes .....	0	0	0
15. Net cash from investments (Line 12.8 minus Line 13.7 and Line 14) .....	(354,354)	(325,915)	(325,915)
<b>Cash from Financing and Miscellaneous Sources</b>			
16. Cash provided (applied):			
16.1 Surplus notes, capital notes .....	0	0	0
16.2 Capital and paid in surplus, less treasury stock .....	0	0	0
16.3 Borrowed funds .....	0	0	0
16.4 Net deposits on deposit-type contracts and other insurance liabilities .....	0	0	0
16.5 Dividends to stockholders .....	0	0	0
16.6 Other cash provided (applied) .....	(36,393)	(188,845)	(196,554)
17. Net cash from financing and miscellaneous sources (Line 16.1 through Line 16.4 minus Line 16.5 plus Line 16.6) .....	(36,393)	(188,845)	(196,554)
<b>RECONCILIATION OF CASH, CASH EQUIVALENTS AND SHORT-TERM INVESTMENTS</b>			
18. Net change in cash, cash equivalents and short-term investments (Line 11, plus Lines 15 and 17) .....	(190,193)	(348,481)	(361,453)
19. Cash, cash equivalents and short-term investments:			
19.1 Beginning of year .....	1,286,303	1,647,756	1,647,756
19.2 End of period (Line 18 plus Line 19.1) .....	1,096,110	1,299,275	1,286,303

Note: Supplemental disclosures of cash flow information for non-cash transactions:

--	--	--	--

Exhibit of Premiums, Enrollment and Utilization

**N O N E**

Claims Payable - Aging Analysis of Unpaid Claims

**N O N E**

Underwriting and Investment Exhibit

**N O N E**

## NOTES TO FINANCIAL STATEMENTS

For the purposes of the quarterly interim financial information, it is presumed that the users of the interim financial information have read or have access to the Annual Statement as of December 31, 2017. This presentation addresses only significant events occurring since the last Annual Statement.

**1. Summary of Significant Accounting Policies and Going Concern****A. Accounting Practices**

The accompanying financial statements of AMERIGROUP Ohio, Inc. (the "Company") have been prepared in conformity with the National Association of Insurance Commissioners' ("NAIC") *Annual Statement Instructions* and in accordance with accounting practices prescribed by the NAIC *Accounting Practices and Procedures Manual* ("NAIC SAP"), subject to any deviations prescribed or permitted by the Ohio Department of Insurance ("ODI").

A reconciliation of the Company's net income and capital and surplus between NAIC SAP and practices prescribed and permitted by the ODI is shown below:

	SSAP #	F/S Page	F/S Line #	September 30, 2018	December 31, 2017
<b><u>Net Income</u></b>					
(1) AMERIGROUP Ohio, Inc. state basis (Page 4, Line 32, Columns 2 & 4)	XXX	XXX	XXX	\$ 111,351	\$ 58,822
(2) State Prescribed Practices that is an increase/(decrease) from NAIC SAP:	—	—	—	—	—
(3) State Permitted Practices that is an increase/(decrease) from NAIC SAP:	—	—	—	—	—
(4) NAIC SAP (1-2-3=4)	XXX	XXX	XXX	\$ 111,351	\$ 58,822
<b><u>Surplus</u></b>					
(5) AMERIGROUP Ohio, Inc. state basis (Page 3, Line 33, Columns 3 & 4)	XXX	XXX	XXX	\$ 11,479,187	\$ 11,369,702
(6) State Prescribed Practices that is an increase/(decrease) from NAIC SAP:	—	—	—	—	—
(7) State Permitted Practices that is an increase/(decrease) from NAIC SAP:	—	—	—	—	—
(8) NAIC SAP (5-6-7=8)	XXX	XXX	XXX	\$ 11,479,187	\$ 11,369,702

**B. Use of Estimates in the Preparation of the Financial Statements**

No significant change.

**C. Accounting Policies**

(1) - (5) No significant change.

(6) Loan-backed securities are stated at amortized cost. Pre-payment assumptions for loan-backed securities and structured securities were obtained from broker-dealer survey

## NOTES TO FINANCIAL STATEMENTS

values or internal estimates. These assumptions are consistent with the current interest rate and economic environment. The retrospective adjustment method is used to value all loan-backed securities. Non-investment grade loan-backed securities are stated at the lower of amortized cost or fair value.

(7) - (13) No significant change.

### **D. Going Concern**

Not applicable.

### **2. Accounting Changes and Corrections of Errors**

Not applicable.

### **3. Business Combinations and Goodwill**

Not applicable.

### **4. Discontinued Operations**

Not applicable.

## NOTES TO FINANCIAL STATEMENTS

### 5. Investments

#### A. - C.

Not applicable.

#### D. Loan-Backed Securities

1. Prepayment assumptions for single-class and multi-class mortgage-backed and asset-backed securities were obtained from broker-dealer survey values or internal estimates. The Company used various third-party pricing sources in determining the market value of its loan-backed securities.
2. The Company did not recognize other-than-temporary impairments on its loan-backed securities during the nine months ended September 30, 2018.
3. The Company did not hold other-than-temporary impairments on its loan-backed securities at September 30, 2018.
4. The Company had no impaired securities for which an other-than-temporary impairment had not been recognized in earnings as a realized loss at September 30, 2018.
5. The Company had no impaired loan-backed securities at September 30, 2018.

#### E. Dollar Repurchase Agreements and/or Securities Lending Transactions

Not applicable.

#### F. Repurchase Agreements Transactions Accounted for as Secured Borrowing

The Company did not enter into repurchase agreement transactions accounted for as secured borrowing at September 30, 2018.

#### G. Reverse Repurchase Agreements Transactions Accounted for as Secured Borrowing

The Company did not enter into reverse repurchase agreement transactions accounted for as a secured borrowing at September 30, 2018.

#### H. Repurchase Agreements Transactions Accounted for as a Sale

The Company did not enter into repurchase agreement transactions accounted for as a sale at September 30, 2018.

#### I. Reverse Repurchase Agreements Transactions Accounted for as a Sale

The Company did not enter into reverse repurchase agreement transactions accounted for as a sale at September 30, 2018.

#### J. Real Estate

No significant change.

#### K. Investments in Low-Income Housing Tax Credits

No significant change.

#### L. Restricted Assets

No significant change.

#### M. Working Capital Finance Investments

Not applicable.

#### N. Offsetting and Netting of Assets and Liabilities

The Company had no netted assets and liabilities at September 30, 2018.

NOTES TO FINANCIAL STATEMENTS

**O. Structured Notes**

Not applicable.

**P. 5\* Securities**

The Company has no 5\* Securities as of September 30, 2018.

**Q. Short Sales**

The Company did not have any short sales at September 30, 2018.

**R. Prepayment Penalty and Acceleration Fees**

	General Account
(1) Number of CUSIPs	—
(2) Aggregate Amount of Investment Income \$	—

**6. Joint Ventures, Partnerships and Limited Liability Companies**

Not applicable.

**7. Investment Income**

No significant change.

**8. Derivative Instruments**

No significant change.

**9. Income Taxes**

No significant change.

**10. Information Concerning Parent, Subsidiaries, Affiliates and Other Related Parties**

**A. Nature of the Relationship**

No significant change.

**B. - C.**

No significant change.

**D. Amounts Due to or from Related Parties**

At September 30, 2018, the Company reported \$33,119 due from affiliates and \$0 due to affiliates. The receivable and payable balances represent intercompany transactions that will be settled in accordance with the settlement terms of the intercompany agreement.

**E. - N.**

No significant change.

**11. Debt**

**A. Capital Notes**

Not applicable.

**B. FHLB (Federal Home Loan Bank) Agreements**

Not applicable.

## NOTES TO FINANCIAL STATEMENTS

### **12. Retirement Plans, Deferred Compensation, Postemployment Benefits and Compensated Absences and Other Postretirement Benefit Plans**

#### **A. Defined Benefit Plan**

Not applicable.

**B.** Not applicable.

**C.** Not applicable.

**D.** Not applicable.

#### **E. Defined Contribution Plans**

Not applicable.

#### **F. Multiemployer Plans**

The Company does not participate in a multiemployer plan.

#### **G. Consolidated/Holding Company Plans**

No significant change.

#### **H. Post Employment Benefits and Compensated Absences**

Not applicable.

#### **I. Impact of Medicare Modernization Act on Postretirement Benefits (INT 04-17)**

Not applicable.

### **13. Capital and Surplus, Shareholders' Dividend Restrictions and Quasi-Reorganizations**

No significant change.

### **14. Liabilities, Contingencies and Assessments**

No significant change.

### **15. Leases**

No significant change.

### **16. Information About Financial Instruments With Off-Balance Sheet Risk and Financial Instruments With Concentrations of Credit Risk**

No significant change.

### **17. Sale, Transfer and Servicing of Financial Assets and Extinguishments of Liabilities**

#### **A. Transfers of Receivables Reported as Sales**

Not applicable.

#### **B. Transfer and Servicing of Financial Assets**

(1) No significant change.

(2) - (7) Not applicable.

#### **C. Wash Sales**

1. In the course of the Company's asset management, securities may be sold and reacquired within 30 days of the sale date to enhance the yield on the investments.

## NOTES TO FINANCIAL STATEMENTS

2. At September 30, 2018, there were no wash sales involving securities with an NAIC designation of 3 or below or unrated.

**18. Gain or Loss to the Reporting Entity from Uninsured Plans and the Uninsured Portion of Partially Insured Plans**

**A. Administrative Services Only Plans**

Not applicable.

**B. Administrative Services Contract Plans**

Not applicable.

**C. Medicare or Other Similarly Structured Cost-Based Reimbursement Contract**

Not applicable.

**19. Direct Premium Written/Produced by Managing General Agents/Third Party Administrators**

Not applicable.

**20. Fair Value Measurements**

**A. Fair Value Measurement at Reporting Date**

There are no assets or liabilities measured at fair value as of September 30, 2018.

**B. Fair Value Measurements Under Other Accounting Pronouncements**

Not applicable.

**C. Financial Instruments**

Type of Financial Instrument	Aggregate Fair Value	Admitted Assets	(Level 1)	(Level 2)	(Level 3)	Not Practicable (Carrying Value)	Net Asset Value ("NAV") Included in Level 2
Bonds	\$ 10,279,096	\$ 10,346,536	\$ —	\$ 10,279,096	\$ —	\$ —	\$ —
Cash equivalents	207,897	207,897	207,897	—	—	—	—

**D. Not Practicable to Estimate Fair Value**

There are no financial instruments that were not practicable to estimate at fair value.

**21. Other Items**

No significant change.

**22. Events Subsequent**

Subsequent events have been considered through November 12, 2018 for the statutory statement issued on November 12, 2018. There were no events occurring subsequent to September 30, 2018 requiring recognition or disclosure.

**23. Reinsurance**

Not applicable.

## NOTES TO FINANCIAL STATEMENTS

### 24. Retrospectively Rated Contracts & Contracts Subject to Redetermination

#### A. - D.

No significant change.

#### E. Risk Sharing Provisions of the Affordable Care Act ("ACA")

(1) Did the reporting entity write accident and health insurance premium that is subject to the Affordable Care Act risk sharing provisions (YES/NO)? No

(2) Impact of Risk-Sharing Provisions of the Affordable Care Act on Admitted Assets, Liabilities and Revenue for the Current Year.

Not applicable.

(3) Roll-forward of prior year ACA risk-sharing provisions for the following asset (gross of any nonadmission) and liability balances, along with the reasons for adjustments to prior year balance.

Not applicable.

(4) Roll-forward of Risk Corridors Asset and Liability Balances by Program Benefit Year.

Not applicable.

(5) ACA Risk Corridors Receivable as of Reporting Date.

Not applicable.

### 25. Change in Incurred Claims and Claim Adjustment Expenses

Not applicable.

### 26. Intercompany Pooling Arrangements

Not applicable.

### 27. Structured Settlements

Not applicable.

### 28. Health Care Receivables

No significant change.

### 29. Participating Policies

Not applicable.

### 30. Premium Deficiency Reserves

Not applicable.

### 31. Anticipated Salvage and Subrogation

No significant change.

# GENERAL INTERROGATORIES

## PART 1 - COMMON INTERROGATORIES

### GENERAL

- 1.1 Did the reporting entity experience any material transactions requiring the filing of Disclosure of Material Transactions with the State of Domicile, as required by the Model Act? ..... Yes [ ] No [ X ]
- 1.2 If yes, has the report been filed with the domiciliary state? ..... Yes [ ] No [ ]
- 2.1 Has any change been made during the year of this statement in the charter, by-laws, articles of incorporation, or deed of settlement of the reporting entity? ..... Yes [ ] No [ X ]
- 2.2 If yes, date of change: .....
- 3.1 Is the reporting entity a member of an Insurance Holding Company System consisting of two or more affiliated persons, one or more of which is an insurer? ..... Yes [ X ] No [ ]  
If yes, complete Schedule Y, Parts 1 and 1A.
- 3.2 Have there been any substantial changes in the organizational chart since the prior quarter end? ..... Yes [ ] No [ X ]
- 3.3 If the response to 3.2 is yes, provide a brief description of those changes.  
N/A
- 3.4 Is the reporting entity publicly traded or a member of a publicly traded group? ..... Yes [ X ] No [ ]
- 3.5 If the response to 3.4 is yes, provide the CIK (Central Index Key) code issued by the SEC for the entity/group. .... 0001156039
- 4.1 Has the reporting entity been a party to a merger or consolidation during the period covered by this statement? ..... Yes [ ] No [ X ]
- 4.2 If yes, provide the name of the entity, NAIC Company Code, and state of domicile (use two letter state abbreviation) for any entity that has ceased to exist as a result of the merger or consolidation.

1	2	3
Name of Entity	NAIC Company Code	State of Domicile

5. If the reporting entity is subject to a management agreement, including third-party administrator(s), managing general agent(s), attorney-in-fact, or similar agreement, have there been any significant changes regarding the terms of the agreement or principals involved? ..... Yes [ ] No [ X ] N/A [ ]  
If yes, attach an explanation.
- 6.1 State as of what date the latest financial examination of the reporting entity was made or is being made. .... 12/31/2017
- 6.2 State the as of date that the latest financial examination report became available from either the state of domicile or the reporting entity. This date should be the date of the examined balance sheet and not the date the report was completed or released. .... 12/31/2013
- 6.3 State as of what date the latest financial examination report became available to other states or the public from either the state of domicile or the reporting entity. This is the release date or completion date of the examination report and not the date of the examination (balance sheet date). .... 05/21/2015
- 6.4 By what department or departments?  
Ohio Department Of Insurance
- 6.5 Have all financial statement adjustments within the latest financial examination report been accounted for in a subsequent financial statement filed with Departments? ..... Yes [ ] No [ ] N/A [ X ]
- 6.6 Have all of the recommendations within the latest financial examination report been complied with? ..... Yes [ ] No [ ] N/A [ X ]
- 7.1 Has this reporting entity had any Certificates of Authority, licenses or registrations (including corporate registration, if applicable) suspended or revoked by any governmental entity during the reporting period? ..... Yes [ ] No [ X ]
- 7.2 If yes, give full information:
- 8.1 Is the company a subsidiary of a bank holding company regulated by the Federal Reserve Board? ..... Yes [ ] No [ X ]
- 8.2 If response to 8.1 is yes, please identify the name of the bank holding company.
- 8.3 Is the company affiliated with one or more banks, thrifts or securities firms? ..... Yes [ ] No [ X ]
- 8.4 If response to 8.3 is yes, please provide below the names and location (city and state of the main office) of any affiliates regulated by a federal regulatory services agency [i.e. the Federal Reserve Board (FRB), the Office of the Comptroller of the Currency (OCC), the Federal Deposit Insurance Corporation (FDIC) and the Securities Exchange Commission (SEC)] and identify the affiliate's primary federal regulator.

1	2	3	4	5	6
Affiliate Name	Location (City, State)	FRB	OCC	FDIC	SEC

## GENERAL INTERROGATORIES

- 9.1 Are the senior officers (principal executive officer, principal financial officer, principal accounting officer or controller, or persons performing similar functions) of the reporting entity subject to a code of ethics, which includes the following standards? ..... Yes  No
- (a) Honest and ethical conduct, including the ethical handling of actual or apparent conflicts of interest between personal and professional relationships;
- (b) Full, fair, accurate, timely and understandable disclosure in the periodic reports required to be filed by the reporting entity;
- (c) Compliance with applicable governmental laws, rules and regulations;
- (d) The prompt internal reporting of violations to an appropriate person or persons identified in the code; and
- (e) Accountability for adherence to the code.
- 9.11 If the response to 9.1 is No, please explain:  
N/A
- 9.2 Has the code of ethics for senior managers been amended? ..... Yes  No
- 9.21 If the response to 9.2 is Yes, provide information related to amendment(s).  
Administrative changes were made in February 2018 to update the President & CEO letter, and to clarify our sexual harassment policy.
- 9.3 Have any provisions of the code of ethics been waived for any of the specified officers? ..... Yes  No
- 9.31 If the response to 9.3 is Yes, provide the nature of any waiver(s).

### FINANCIAL

- 10.1 Does the reporting entity report any amounts due from parent, subsidiaries or affiliates on Page 2 of this statement? ..... Yes  No
- 10.2 If yes, indicate any amounts receivable from parent included in the Page 2 amount: ..... \$ 33,119

### INVESTMENT

- 11.1 Were any of the stocks, bonds, or other assets of the reporting entity loaned, placed under option agreement, or otherwise made available for use by another person? (Exclude securities under securities lending agreements.) ..... Yes  No
- 11.2 If yes, give full and complete information relating thereto:

12. Amount of real estate and mortgages held in other invested assets in Schedule BA: ..... \$
13. Amount of real estate and mortgages held in short-term investments: ..... \$
- 14.1 Does the reporting entity have any investments in parent, subsidiaries and affiliates? ..... Yes  No
- 14.2 If yes, please complete the following:

	1 Prior Year-End Book/Adjusted Carrying Value	2 Current Quarter Book/Adjusted Carrying Value
14.21 Bonds .....	\$ 0	\$
14.22 Preferred Stock .....	\$ 0	\$
14.23 Common Stock .....	\$ 0	\$
14.24 Short-Term Investments .....	\$ 0	\$
14.25 Mortgage Loans on Real Estate .....	\$ 0	\$
14.26 All Other .....	\$ 0	\$
14.27 Total Investment in Parent, Subsidiaries and Affiliates (Subtotal Lines 14.21 to 14.26) .....	\$ 0	\$ 0
14.28 Total Investment in Parent included in Lines 14.21 to 14.26 above .....	\$	\$

- 15.1 Has the reporting entity entered into any hedging transactions reported on Schedule DB? ..... Yes  No
- 15.2 If yes, has a comprehensive description of the hedging program been made available to the domiciliary state? ..... Yes  No
- If no, attach a description with this statement.

**GENERAL INTERROGATORIES**

16. For the reporting entity's security lending program, state the amount of the following as of the current statement date:
- 16.1 Total fair value of reinvested collateral assets reported on Schedule DL, Parts 1 and 2 .....\$ .....0
  - 16.2 Total book adjusted/carrying value of reinvested collateral assets reported on Schedule DL, Parts 1 and 2 .....\$ .....0
  - 16.3 Total payable for securities lending reported on the liability page .....\$ .....0

17. Excluding items in Schedule E - Part 3 - Special Deposits, real estate, mortgage loans and investments held physically in the reporting entity's offices, vaults or safety deposit boxes, were all stocks, bonds and other securities, owned throughout the current year held pursuant to a custodial agreement with a qualified bank or trust company in accordance with Section 1, III - General Examination Considerations, F. Outsourcing of Critical Functions, Custodial or Safekeeping Agreements of the NAIC Financial Condition Examiners Handbook? ..... Yes [ X ] No [ ]
- 17.1 For all agreements that comply with the requirements of the NAIC Financial Condition Examiners Handbook, complete the following:

1 Name of Custodian(s)	2 Custodian Address
JP Morgan Chase Bank, N.A .....	383 Madison Ave, New York, NY 10179 .....

- 17.2 For all agreements that do not comply with the requirements of the NAIC Financial Condition Examiners Handbook, provide the name, location and a complete explanation:

1 Name(s)	2 Location(s)	3 Complete Explanation(s)
.....	.....	.....

- 17.3 Have there been any changes, including name changes, in the custodian(s) identified in 17.1 during the current quarter? ..... Yes [ ] No [ X ]

- 17.4 If yes, give full information relating thereto:

1 Old Custodian	2 New Custodian	3 Date of Change	4 Reason
.....	.....	.....	.....

- 17.5 Investment management – Identify all investment advisors, investment managers, broker/dealers, including individuals that have the authority to make investment decisions on behalf of the reporting entity. For assets that are managed internally by employees of the reporting entity, note as such. ["...that have access to the investment accounts"; "...handle securities"]

1 Name of Firm or Individual	2 Affiliation
Anthem, Inc. ....	I.....
McDonnell Investment Management, LLC .....	U.....

- 17.5097 For those firms/individuals listed in the table for Question 17.5, do any firms/individuals unaffiliated with the reporting entity (i.e. designated with a "U") manage more than 10% of the reporting entity's assets? ..... Yes [ X ] No [ ]

- 17.5098 For firms/individuals unaffiliated with the reporting entity (i.e. designated with a "U") listed in the table for Question 17.5, does the total assets under management aggregate to more than 50% of the reporting entity's assets? ..... Yes [ ] No [ X ]

- 17.6 For those firms or individuals listed in the table for 17.5 with an affiliation code of "A" (affiliated) or "U" (unaffiliated), provide the information for the table below.

1 Central Registration Depository Number	2 Name of Firm or Individual	3 Legal Entity Identifier (LEI)	4 Registered With	5 Investment Management Agreement (IMA) Filed
113878 .....	McDonnell Investment Management, LLC .....	.....	Securities Exchange Commission .....	NO.....

- 18.1 Have all the filing requirements of the Purposes and Procedures Manual of the NAIC Investment Analysis Office been followed? ..... Yes [ X ] No [ ]
- 18.2 If no, list exceptions:

19. By self-designating 5\*GI securities, the reporting entity is certifying the following elements for each self-designated 5\*GI security:
- a. Documentation necessary to permit a full credit analysis of the security does not exist.
  - b. Issuer or obligor is current on all contracted interest and principal payments.
  - c. The insurer has an actual expectation of ultimate payment of all contracted interest and principal.
- Has the reporting entity self-designated 5\*GI securities? ..... Yes [ ] No [ X ]

# GENERAL INTERROGATORIES

## PART 2 - HEALTH

1. Operating Percentages:
- 1.1 A&H loss percent .....0.0 %
  - 1.2 A&H cost containment percent .....0.0 %
  - 1.3 A&H expense percent excluding cost containment expenses .....0.0 %
- 2.1 Do you act as a custodian for health savings accounts? ..... Yes [ ] No [ X ]
- 2.2 If yes, please provide the amount of custodial funds held as of the reporting date .....\$.....
- 2.3 Do you act as an administrator for health savings accounts? ..... Yes [ ] No [ X ]
- 2.4 If yes, please provide the balance of the funds administered as of the reporting date .....\$.....
3. Is the reporting entity licensed or chartered, registered, qualified, eligible or writing business in at least two states? ..... Yes [ X ] No [ ]
- 3.1 If no, does the reporting entity assume reinsurance business that covers risks residing in at least one state other than the state of domicile of the reporting entity? ..... Yes [ ] No [ ]

**SCHEDULE S - CEDED REINSURANCE**

Showing All New Reinsurance Treaties - Current Year to Date

1 NAIC Company Code	2 ID Number	3 Effective Date	4 Name of Reinsurer	5 Domiciliary Jurisdiction	6 Type of Reinsurance Ceded	7 Type of Reinsurer	8 Certified Reinsurer Rating (1 through 6)	9 Effective Date of Certified Reinsurer Rating
<b>NONE</b>								

**SCHEDULE T - PREMIUMS AND OTHER CONSIDERATIONS**

Current Year to Date - Allocated by States and Territories

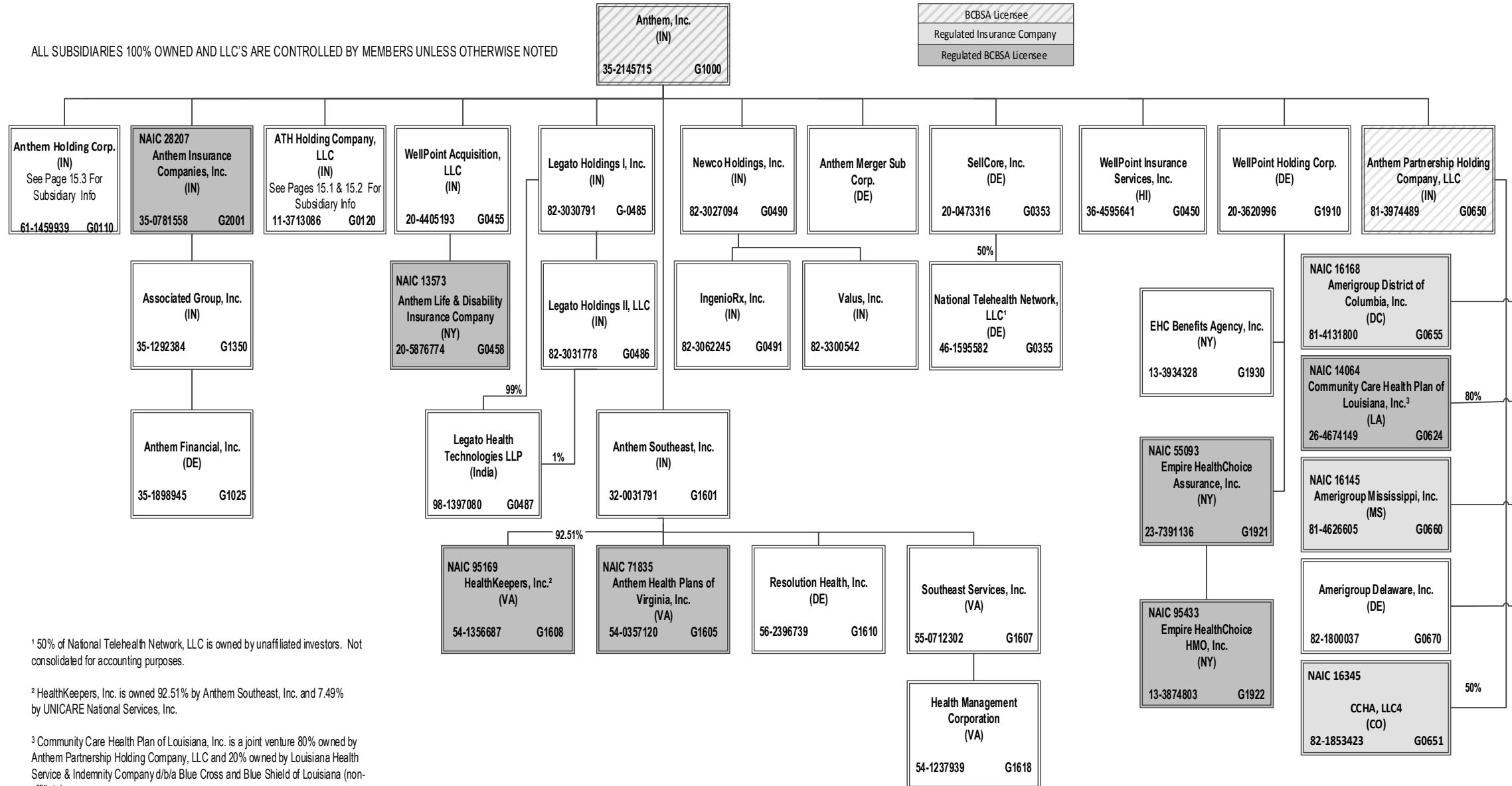
States, etc.	1 Active Status (a)	Direct Business Only							9 Deposit-Type Contracts
		2 Accident and Health Premiums	3 Medicare Title XVIII	4 Medicaid Title XIX	5 Federal Employees Health Benefits Program Premiums	6 Life and Annuity Premiums & Other Considerations	7 Property/Casualty Premiums	8 Total Columns 2 Through 7	
1. Alabama AL	N								0
2. Alaska AK	N								0
3. Arizona AZ	L								0
4. Arkansas AR	L								0
5. California CA	N								0
6. Colorado CO	N								0
7. Connecticut CT	N								0
8. Delaware DE	N								0
9. District of Columbia DC	N								0
10. Florida FL	N								0
11. Georgia GA	N								0
12. Hawaii HI	N								0
13. Idaho ID	N								0
14. Illinois IL	N								0
15. Indiana IN	N								0
16. Iowa IA	N								0
17. Kansas KS	N								0
18. Kentucky KY	N								0
19. Louisiana LA	N								0
20. Maine ME	N								0
21. Maryland MD	N								0
22. Massachusetts MA	N								0
23. Michigan MI	N								0
24. Minnesota MN	N								0
25. Mississippi MS	N								0
26. Missouri MO	N								0
27. Montana MT	N								0
28. Nebraska NE	N								0
29. Nevada NV	N								0
30. New Hampshire NH	N								0
31. New Jersey NJ	N								0
32. New Mexico NM	N								0
33. New York NY	N								0
34. North Carolina NC	N								0
35. North Dakota ND	N								0
36. Ohio OH	L								0
37. Oklahoma OK	N								0
38. Oregon OR	N								0
39. Pennsylvania PA	N								0
40. Rhode Island RI	N								0
41. South Carolina SC	N								0
42. South Dakota SD	N								0
43. Tennessee TN	N								0
44. Texas TX	N								0
45. Utah UT	N								0
46. Vermont VT	N								0
47. Virginia VA	N								0
48. Washington WA	N								0
49. West Virginia WV	N								0
50. Wisconsin WI	N								0
51. Wyoming WY	N								0
52. American Samoa AS	N								0
53. Guam GU	N								0
54. Puerto Rico PR	N								0
55. U.S. Virgin Islands VI	N								0
56. Northern Mariana Islands MP	N								0
57. Canada CAN	N								0
58. Aggregate Other Aliens OT	XXX	0	0	0	0	0	0	0	0
59. Subtotal	XXX	0	0	0	0	0	0	0	0
60. Reporting Entity Contributions for Employee Benefit Plans	XXX							0	
61. Totals (Direct Business)	XXX	0	0	0	0	0	0	0	0
DETAILS OF WRITE-INS									
58001.	XXX								
58002.	XXX								
58003.	XXX								
58998. Summary of remaining write-ins for Line 58 from overflow page	XXX	0	0	0	0	0	0	0	0
58999. Totals (Lines 58001 through 58003 plus 58998)(Line 58 above)	XXX	0	0	0	0	0	0	0	0

(a) Active Status Counts:  
 L - Licensed or Chartered - Licensed Insurance carrier or domiciled RRG.....3 R - Registered - Non-domiciled RRGs.....0  
 E - Eligible - Reporting entities eligible or approved to write surplus lines in the state.....0 Q - Qualified - Qualified or accredited reinsurer.....0  
 N - None of the above - Not allowed to write business in the state.....54

**SCHEDULE Y – INFORMATION CONCERNING ACTIVITIES OF INSURER MEMBERS OF A HOLDING COMPANY GROUP**  
**PART 1 – ORGANIZATIONAL CHART**

ALL SUBSIDIARIES 100% OWNED AND LLC'S ARE CONTROLLED BY MEMBERS UNLESS OTHERWISE NOTED

BCBSA Licensee
Regulated Insurance Company
Regulated BCBSA Licensee



<sup>1</sup> 50% of National Telehealth Network, LLC is owned by unaffiliated investors. Not consolidated for accounting purposes.

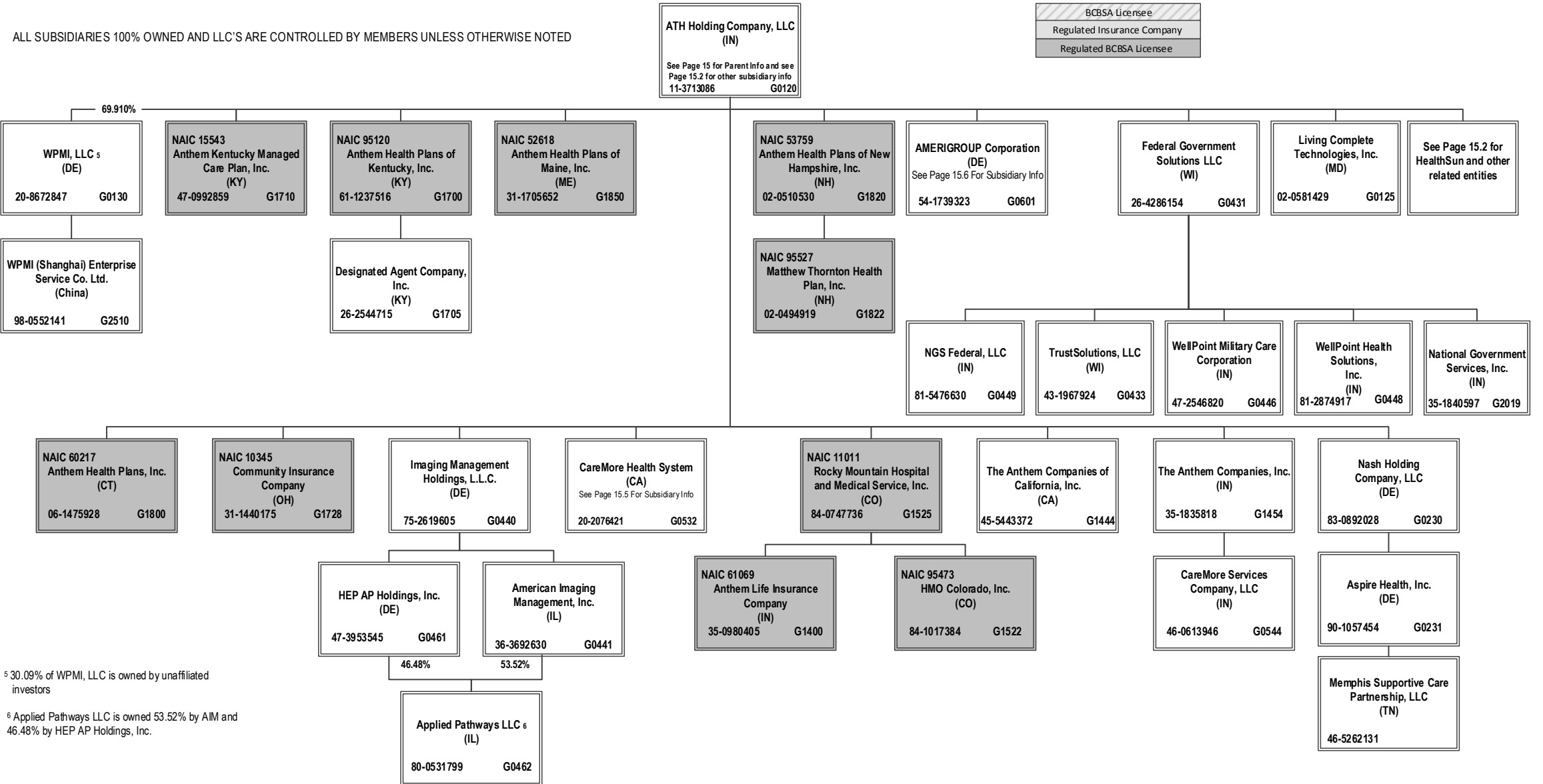
<sup>2</sup> HealthKeepers, Inc. is owned 92.51% by Anthem Southeast, Inc. and 7.49% by UNICARE National Services, Inc.

<sup>3</sup> Community Care Health Plan of Louisiana, Inc. is a joint venture 80% owned by Anthem Partnership Holding Company, LLC and 20% owned by Louisiana Health Service & Indemnity Company d/b/a Blue Cross and Blue Shield of Louisiana (non-affiliate)

<sup>4</sup> CCHA, LLC is a joint venture 50% owned by Anthem Partnership Holding Company, LLC and 50% owned by Colorado Community Health Alliance, LLC (non-affiliate)

# SCHEDULE Y – INFORMATION CONCERNING ACTIVITIES OF INSURER MEMBERS OF A HOLDING COMPANY GROUP

## PART 1 – ORGANIZATIONAL CHART



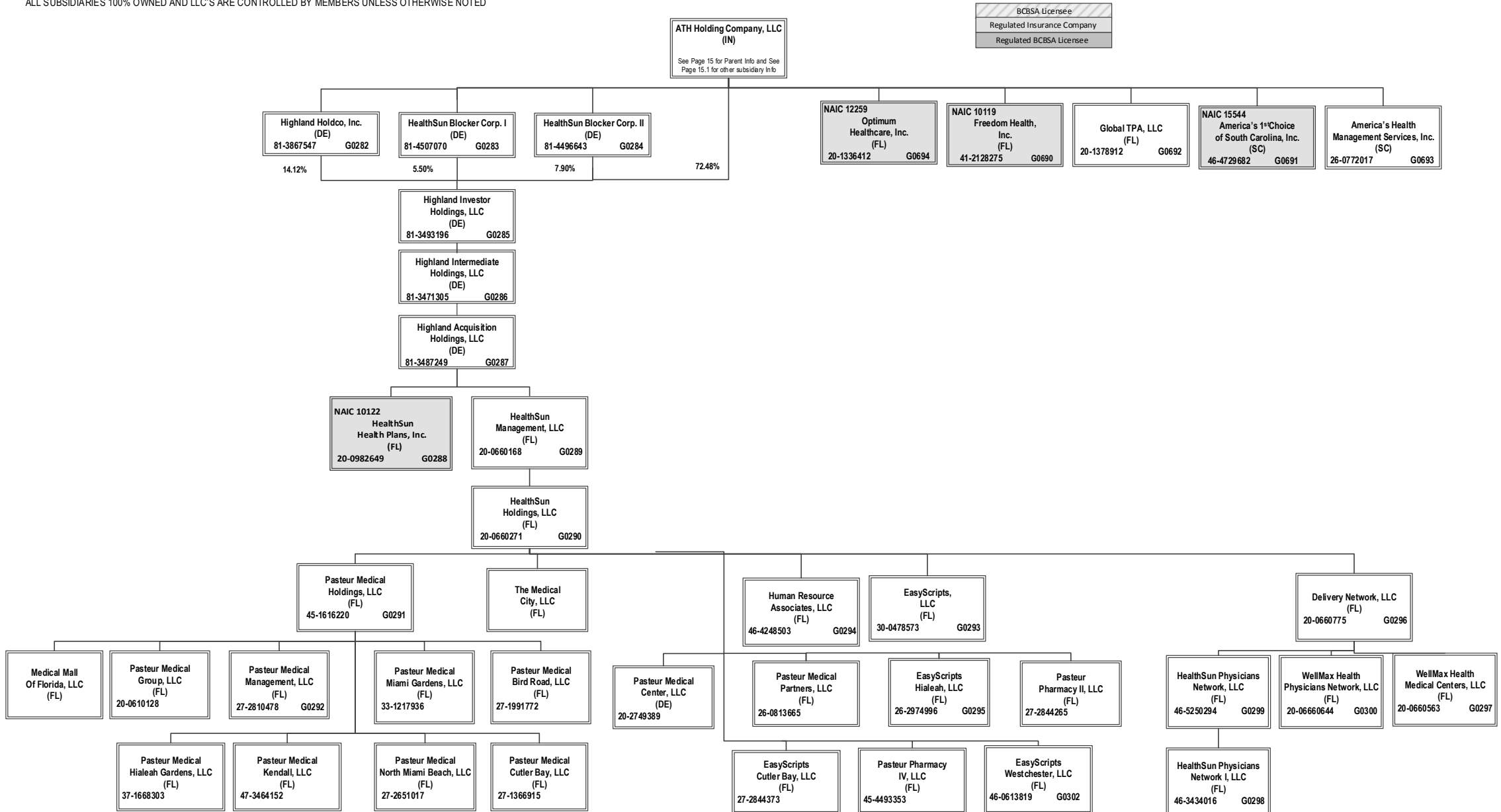
<sup>5</sup> 30.09% of WPMI, LLC is owned by unaffiliated investors

<sup>6</sup> Applied Pathways LLC is owned 53.52% by AIM and 46.48% by HEP AP Holdings, Inc.

# SCHEDULE Y – INFORMATION CONCERNING ACTIVITIES OF INSURER MEMBERS OF A HOLDING COMPANY GROUP

## PART 1 – ORGANIZATIONAL CHART

ALL SUBSIDIARIES 100% OWNED AND LLC'S ARE CONTROLLED BY MEMBERS UNLESS OTHERWISE NOTED

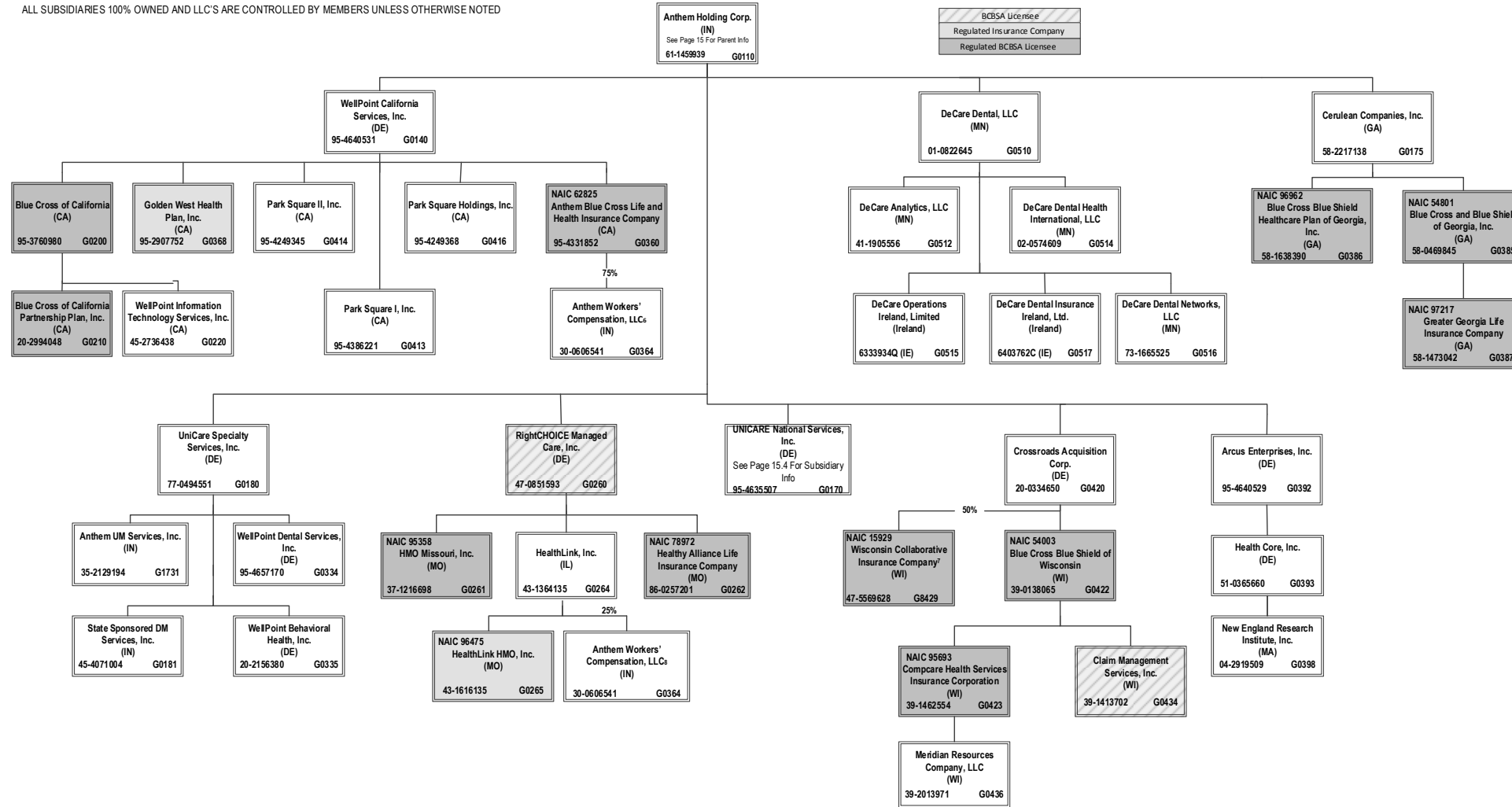


15.2

# SCHEDULE Y – INFORMATION CONCERNING ACTIVITIES OF INSURER MEMBERS OF A HOLDING COMPANY GROUP

## PART 1 – ORGANIZATIONAL CHART

ALL SUBSIDIARIES 100% OWNED AND LLC'S ARE CONTROLLED BY MEMBERS UNLESS OTHERWISE NOTED



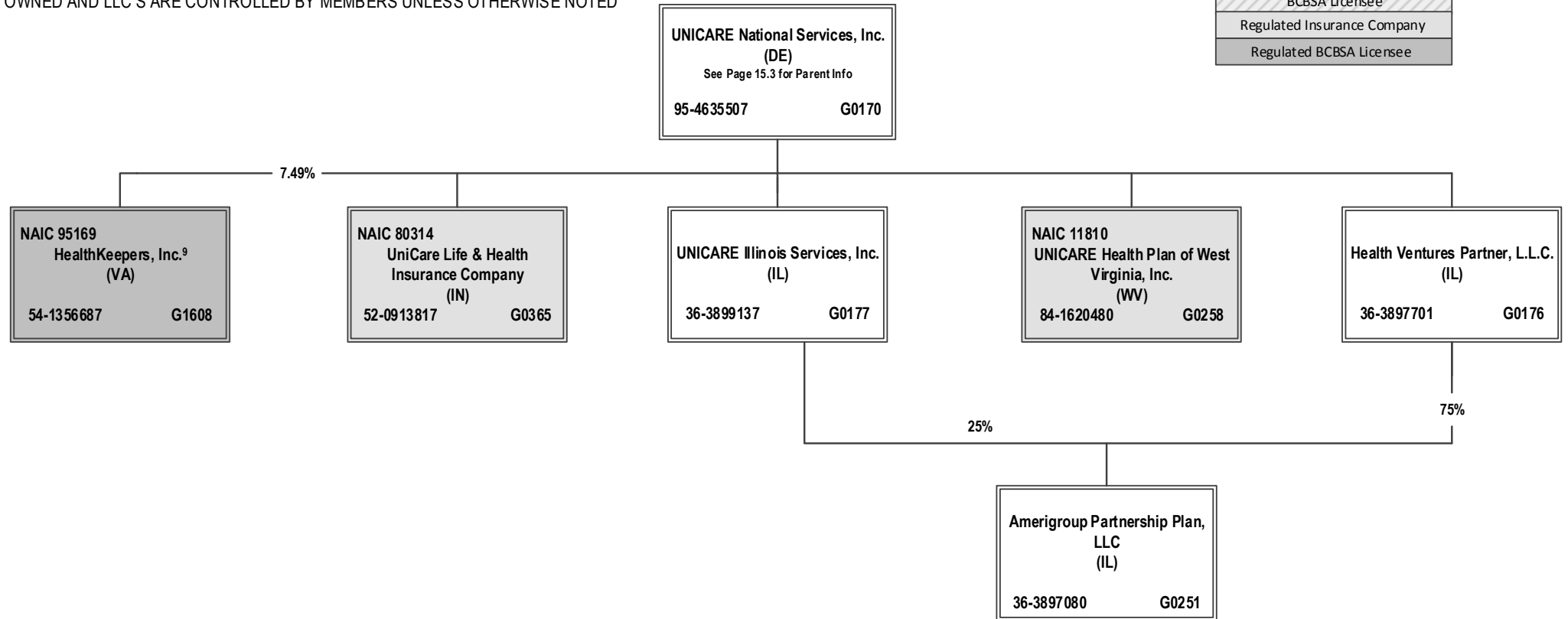
<sup>7</sup> 50% of WCIC is owned by Aurora Health Care, Inc. (non-affiliate). Not consolidated for accounting purposes.

<sup>8</sup> Anthem Workers' Compensation LLC is owned 75% by Anthem Blue Cross Life and Health Insurance Company and 25% by HealthLink, Inc.

**SCHEDULE Y – INFORMATION CONCERNING ACTIVITIES OF INSURER MEMBERS OF A HOLDING COMPANY GROUP**  
**PART 1 – ORGANIZATIONAL CHART**

ALL SUBSIDIARIES 100% OWNED AND LLC'S ARE CONTROLLED BY MEMBERS UNLESS OTHERWISE NOTED

BCBSA Licensee
Regulated Insurance Company
Regulated BCBSA Licensee

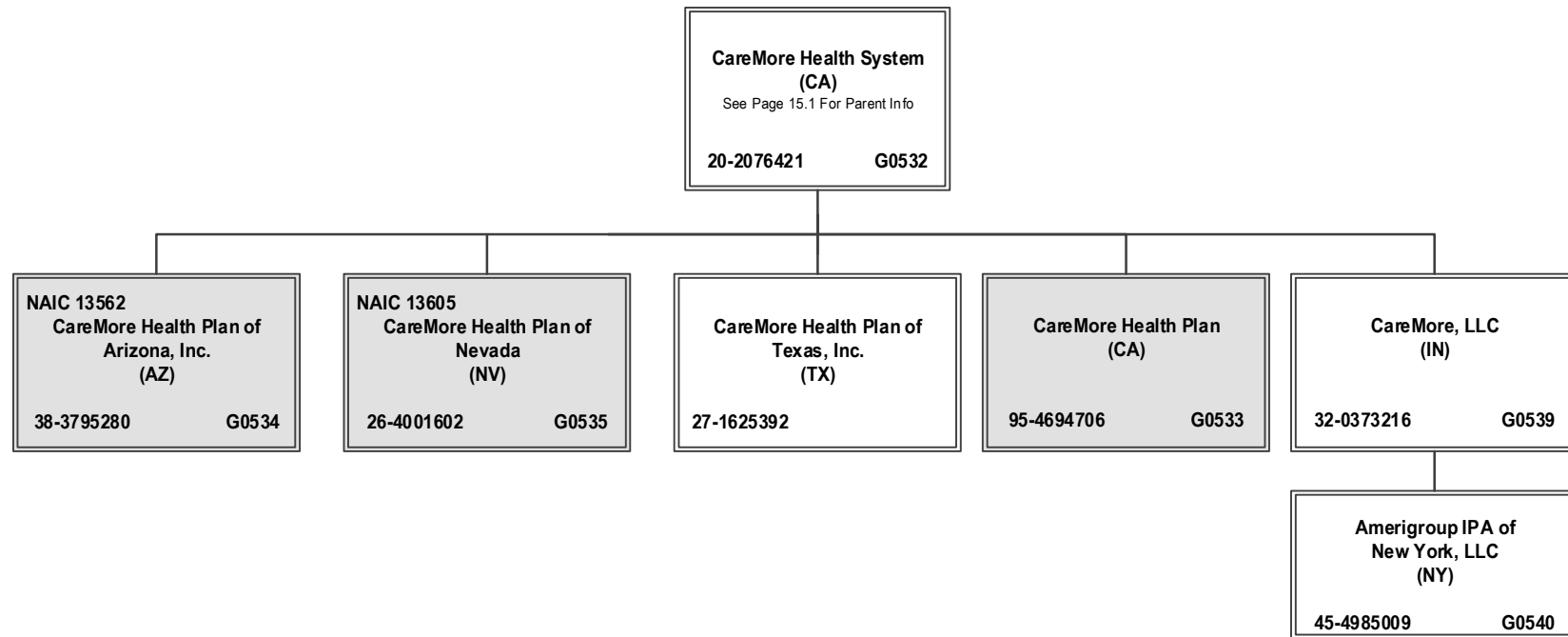


<sup>9</sup> HealthKeepers, Inc. is owned 92.51% by Anthem Southeast, Inc. and 7.49% by UNICARE National Services, Inc.

**SCHEDULE Y – INFORMATION CONCERNING ACTIVITIES OF INSURER MEMBERS OF A HOLDING COMPANY GROUP**  
**PART 1 – ORGANIZATIONAL CHART**

ALL SUBSIDIARIES 100% OWNED AND LLC'S ARE CONTROLLED BY MEMBERS UNLESS OTHERWISE NOTED

BCBSA Licensee
Regulated Insurance Company
Regulated BCBSA Licensee

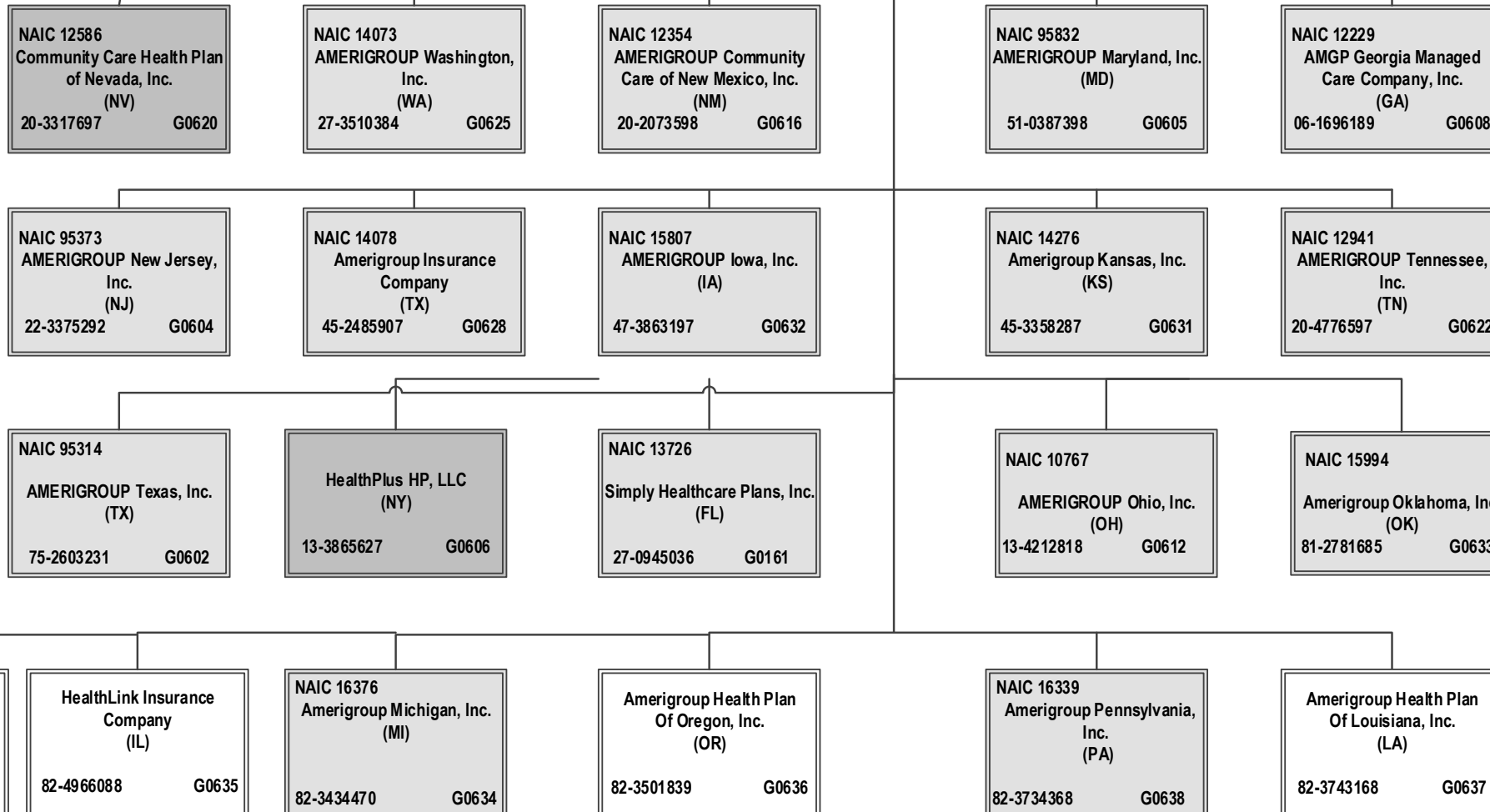


**SCHEDULE Y – INFORMATION CONCERNING ACTIVITIES OF INSURER MEMBERS OF A HOLDING COMPANY GROUP**  
**PART 1 – ORGANIZATIONAL CHART**

ALL SUBSIDIARIES 100% OWNED AND LLC'S ARE CONTROLLED BY MEMBERS UNLESS OTHERWISE NOTED

BCBSA Licensee
Regulated Insurance Company
Regulated BCBSA Licensee

**AMERIGROUP Corporation**  
 (DE)  
 See Page 15.1 For Parent Info  
 54-1739323      G0601



STATEMENT AS OF SEPTEMBER 30, 2018 OF THE AMERIGROUP Ohio, Inc.

**SCHEDULE Y**  
**PART 1A - DETAIL OF INSURANCE HOLDING COMPANY SYSTEM**

1	2	3	4	5	6	7	8	9	10	11	12	13	14	15	16
Group Code	Group Name	NAIC Company Code	ID Number	Federal RSSD	CIK	Name of Securities Exchange if Publicly Traded (U.S. or International)	Names of Parent, Subsidiaries Or Affiliates	Domiciliary Location	Relationship to Reporting Entity	Directly Controlled by (Name of Entity/Person)	Type of Control (Ownership, Board, Management, Attorney-in-Fact, Influence, Other)	If Control is Ownership Provide Percentage	Ultimate Controlling Entity(ies)/Person(s)	Is an SCA Filing Required? (Y/N)	*
.0671	Anthem, Inc.		36-3692630		0001156039		American Imaging Management, Inc. America's 1st Choice of South Carolina, Inc.	IL	NIA	Imaging Management Holdings, L.L.C.	Ownership	100.000	Anthem, Inc.	N	
.0671	Anthem, Inc.	15544	46-4729682		0001156039		American Imaging Management, Inc.	SC	IA	ATH Holding Company, LLC	Ownership	100.000	Anthem, Inc.	N	
.0671	Anthem, Inc.		26-0772017		0001156039		American Imaging Management, Inc.	SC	NIA	ATH Holding Company, LLC	Ownership	100.000	Anthem, Inc.	N	
.0671	Anthem, Inc.	12354	20-2073598		0001156039		AMERIGROUP Corporation	NM	IA	AMERIGROUP Corporation	Ownership	100.000	Anthem, Inc.	N	
.0671	Anthem, Inc.		54-1739323		0001156039		AMERIGROUP Corporation	DE	UDP	ATH Holding Company, LLC	Ownership	100.000	Anthem, Inc.	N	
.0671	Anthem, Inc.		82-1800037		0001156039		AMERIGROUP Delaware, Inc.	DE	NIA	Anthem Partnership Holding Company, LLC	Ownership	100.000	Anthem, Inc.	N	
.0671	Anthem, Inc.	16168	81-4131800		0001156039		Amerigroup District of Columbia, Inc.	DC	IA	Anthem Partnership Holding Company, LLC	Ownership	100.000	Anthem, Inc.	N	
.0671	Anthem, Inc.		82-3743168		0001156039		Amerigroup Health Plan of Louisiana, Inc.	LA	NIA	AMERIGROUP Corporation	Ownership	100.000	Anthem, Inc.	N	
.0671	Anthem, Inc.	16376	82-3434470		0001156039		Amerigroup Health Plan of Michigan, Inc.	MI	IA	AMERIGROUP Corporation	Ownership	100.000	Anthem, Inc.	N	
.0671	Anthem, Inc.	16339	82-3734368		0001156039		Amerigroup Health Plan of Pennsylvania, Inc.	PA	IA	AMERIGROUP Corporation	Ownership	100.000	Anthem, Inc.	N	
.0671	Anthem, Inc.		82-3501839		0001156039		Amerigroup Health Plan of Oregon, Inc.	OR	NIA	AMERIGROUP Corporation	Ownership	100.000	Anthem, Inc.	N	
.0671	Anthem, Inc.	14078	45-2485907		0001156039		Amerigroup Insurance Company	TX	IA	AMERIGROUP Corporation	Ownership	100.000	Anthem, Inc.	N	
.0671	Anthem, Inc.	15807	47-3863197		0001156039		AMERIGROUP Iowa, Inc.	IA	IA	AMERIGROUP Corporation	Ownership	100.000	Anthem, Inc.	N	
.0671	Anthem, Inc.		45-4985009		0001156039		Amerigroup IPA of New York, LLC	NY	NIA	CareMore, LLC	Ownership	100.000	Anthem, Inc.	N	
.0671	Anthem, Inc.	14276	45-3358287		0001156039		Amerigroup Kansas, Inc.	KS	IA	AMERIGROUP Corporation	Ownership	100.000	Anthem, Inc.	N	
.0671	Anthem, Inc.	95832	51-0387398		0001156039		AMERIGROUP Maryland, Inc.	MD	IA	AMERIGROUP Corporation	Ownership	100.000	Anthem, Inc.	N	
.0671	Anthem, Inc.	16376	82-3434470		0001156039		Amerigroup Michigan, Inc.	MI	IA	AMERIGROUP Corporation	Ownership	100.000	Anthem, Inc.	N	
.0671	Anthem, Inc.	16145	81-4626605		0001156039		Amerigroup Mississippi, Inc.	MS	IA	Anthem Partnership Holding Company, LLC	Ownership	100.000	Anthem, Inc.	N	
.0671	Anthem, Inc.	95373	22-3375292		0001156039		AMERIGROUP New Jersey, Inc.	NJ	IA	AMERIGROUP Corporation	Ownership	100.000	Anthem, Inc.	N	
.0671	Anthem, Inc.	10767	13-4212818		0001156039		AMERIGROUP Ohio, Inc.	OH	RE	AMERIGROUP Corporation	Ownership	100.000	Anthem, Inc.	N	
.0671	Anthem, Inc.	15994	81-2781685		0001156039		AMERIGROUP Oklahoma, Inc.	OK	IA	AMERIGROUP Corporation	Ownership	100.000	Anthem, Inc.	N	
.0671	Anthem, Inc.		36-3897080		0001156039		Amerigroup Partnership Plan, LLC	IL	NIA	Health Ventures Partner, L.L.C.	Ownership	75.000	Anthem, Inc.	N	
.0671	Anthem, Inc.		36-3897080		0001156039		Amerigroup Partnership Plan, LLC	IL	NIA	UNICARE Illinois Services, Inc.	Ownership	25.000	Anthem, Inc.	N	
.0671	Anthem, Inc.	16339	82-3734368		0001156039		Amerigroup Pennsylvania, Inc.	PA	IA	AMERIGROUP Corporation	Ownership	25.000	Anthem, Inc.	N	
.0671	Anthem, Inc.	12941	20-4776597		0001156039		AMERIGROUP Tennessee, Inc.	TN	IA	AMERIGROUP Corporation	Ownership	100.000	Anthem, Inc.	N	
.0671	Anthem, Inc.	95314	75-2603231		0001156039		AMERIGROUP Texas, Inc.	TX	IA	AMERIGROUP Corporation	Ownership	100.000	Anthem, Inc.	N	
.0671	Anthem, Inc.	14073	27-3510384		0001156039		AMERIGROUP Washington, Inc.	WA	IA	AMERIGROUP Corporation	Ownership	100.000	Anthem, Inc.	N	
.0671	Anthem, Inc.		82-5050544		0001156039		AMERIGROUP Utah, Inc.	UT	NIA	AMERIGROUP Corporation	Ownership	100.000	Anthem, Inc.	N	
.0671	Anthem, Inc.	12229	06-1696189		0001156039		AMGP Georgia Managed Care Company, Inc.	GA	IA	AMERIGROUP Corporation	Ownership	100.000	Anthem, Inc.	N	
.0671	Anthem, Inc.	62825	95-4331852		0001156039		Anthem Blue Cross Life and Health Insurance Company	CA	IA	WellPoint California Services, Inc.	Ownership	100.000	Anthem, Inc.	N	
.0671	Anthem, Inc.		35-1898945		0001156039		Anthem Financial, Inc.	DE	NIA	Associated Group, Inc.	Ownership	100.000	Anthem, Inc.	N	
.0671	Anthem, Inc.	95120	61-1237516		0001156039		Anthem Health Plans of Kentucky, Inc.	KY	IA	ATH Holding Company, LLC	Ownership	100.000	Anthem, Inc.	Y	0108
.0671	Anthem, Inc.	52618	31-1705652		0001156039		Anthem Health Plans of Maine, Inc.	ME	IA	ATH Holding Company, LLC	Ownership	100.000	Anthem, Inc.	N	
.0671	Anthem, Inc.	53759	02-0510530		0001156039		Anthem Health Plans of New Hampshire, Inc.	NH	IA	ATH Holding Company, LLC	Ownership	100.000	Anthem, Inc.	N	
.0671	Anthem, Inc.	71835	54-0357120	40003317	0001156039		Anthem Health Plans of Virginia, Inc.	VA	IA	Anthem Southeast, Inc.	Ownership	100.000	Anthem, Inc.	N	
.0671	Anthem, Inc.	60217	06-1475928		0001156039		Anthem Health Plans, Inc.	CT	IA	ATH Holding Company, LLC	Ownership	100.000	Anthem, Inc.	N	
.0671	Anthem, Inc.		61-1459939		0001156039		Anthem Holding Corp.	IN	NIA	Anthem, Inc.	Ownership	100.000	Anthem, Inc.	N	
.0671	Anthem, Inc.		35-2145715		0001156039	New York Stock Exchange (NYSE)	Anthem, Inc.	IN	UIP				Anthem, Inc.	N	
.0671	Anthem, Inc.	28207	35-0781558		0001156039		Anthem Insurance Companies, Inc.	IN	IA	Anthem, Inc.	Ownership	100.000	Anthem, Inc.	Y	0108
.0671	Anthem, Inc.	15543	47-0992859		0001156039		Anthem Kentucky Managed Care Plan, Inc.	KY	IA	ATH Holding Company, LLC	Ownership	100.000	Anthem, Inc.	N	
.0671	Anthem, Inc.	13573	20-5876774		0001156039		Anthem Life & Disability Insurance Company	NY	IA	WellPoint Acquisition, LLC	Ownership	100.000	Anthem, Inc.	N	
.0671	Anthem, Inc.	61069	35-0980405		0001156039		Anthem Life Insurance Company	IN	IA	Rocky Mountain Hospital and Medical Service, Inc.	Ownership	100.000	Anthem, Inc.	N	
.0671	Anthem, Inc.		81-3974489		0001156039		Anthem Merger Sub Corp.	DE	NIA	Anthem, Inc.	Ownership	100.000	Anthem, Inc.	N	
.0671	Anthem, Inc.		32-0031791		0001156039		Anthem Partnership Holding Company, LLC	DE	NIA	Anthem, Inc.	Ownership	100.000	Anthem, Inc.	N	
.0671	Anthem, Inc.		35-2129194		0001156039		Anthem Southeast, Inc.	IN	NIA	Anthem, Inc.	Ownership	100.000	Anthem, Inc.	N	
.0671	Anthem, Inc.		30-0606541		0001156039		Anthem UM Services, Inc.	IN	NIA	UNICARE Specialty Services, Inc.	Ownership	100.000	Anthem, Inc.	N	
.0671	Anthem, Inc.				0001156039		Anthem Workers' Compensation, LLC	IN	NIA	Anthem Blue Cross Life and Health Insurance Company	Ownership	75.000	Anthem, Inc.	N	

STATEMENT AS OF SEPTEMBER 30, 2018 OF THE AMERIGROUP Ohio, Inc.

**SCHEDULE Y**  
**PART 1A - DETAIL OF INSURANCE HOLDING COMPANY SYSTEM**

1	2	3	4	5	6	7	8	9	10	11	12	13	14	15	16
Group Code	Group Name	NAIC Company Code	ID Number	Federal RSSD	CIK	Name of Securities Exchange if Publicly Traded (U.S. or International)	Names of Parent, Subsidiaries Or Affiliates	Domiciliary Location	Relationship to Reporting Entity	Directly Controlled by (Name of Entity/Person)	Type of Control (Ownership, Board, Management, Attorney-in-Fact, Influence, Other)	If Control is Ownership Provide Percentage	Ultimate Controlling Entity(ies)/Person(s)	Is an SCA Filing Required? (Y/N)	*
.0671	Anthem, Inc.		30-0606541		0001156039		Anthem Workers' Compensation, LLC	IN	NIA	HealthLink, Inc.	Ownership	25.000	Anthem, Inc.	N	
.0671	Anthem, Inc.		80-0531799		0001156039		Applied Pathways, LLC	IL	NIA	American Imaging Management, Inc./HEP AP Holdings, Inc.	Ownership	100.000	Anthem, Inc.	N	.0107
.0671	Anthem, Inc.		95-4640529		0001156039		Arcus Enterprises, Inc.	DE	NIA	Anthem Holding Corp.	Ownership	100.000	Anthem, Inc.	N	
.0671	Anthem, Inc.		90-1057454		0001156039		Aspire Health, Inc.	DE	NIA	Nash Holding Company, LLC	Ownership	100.000	Anthem, Inc.	N	
.0671	Anthem, Inc.		35-1292384		0001156039		Associated Group, Inc.	IN	NIA	Anthem Insurance Companies, Inc.	Ownership	100.000	Anthem, Inc.	N	
.0671	Anthem, Inc.		11-3713086		0001156039		ATH Holding Company, LLC	IN	UIP	Anthem, Inc.	Ownership	100.000	Anthem, Inc.	N	
.0671	Anthem, Inc.	54801	58-0469845		0001156039		Blue Cross and Blue Shield of Georgia, Inc.	GA	IA	Cerulean Companies, Inc.	Ownership	100.000	Anthem, Inc.	N	
.0671	Anthem, Inc.	96962	58-1638390		0001156039		Blue Cross Blue Shield Healthcare Plan of Georgia, Inc.	GA	IA	Cerulean Companies, Inc.	Ownership	100.000	Anthem, Inc.	N	
.0671	Anthem, Inc.	54003	39-0138065		0001156039		Blue Cross Blue Shield of Wisconsin	WI	IA	Crossroads Acquisition Corp.	Ownership	100.000	Anthem, Inc.	Y	
.0671	Anthem, Inc.		95-3760980		0001156039		Blue Cross of California	CA	IA	WellPoint California Services, Inc.	Ownership	100.000	Anthem, Inc.	N	.0101
.0671	Anthem, Inc.		20-2994048		0001156039		Blue Cross of California Partnership Plan, Inc.	CA	IA	Blue Cross of California	Ownership	100.000	Anthem, Inc.	N	.0102
.0671	Anthem, Inc.		95-4694706		0001156039		CareMore Health Plan	CA	IA	CareMore Health System	Ownership	100.000	Anthem, Inc.	N	.0103
.0671	Anthem, Inc.	13562	38-3795280		0001156039		CareMore Health Plan of Arizona, Inc.	AZ	IA	CareMore Health System	Ownership	100.000	Anthem, Inc.	N	
.0671	Anthem, Inc.	13605	26-4001602		0001156039		CareMore Health Plan of Nevada	NV	IA	CareMore Health System	Ownership	100.000	Anthem, Inc.	N	
.0671	Anthem, Inc.		27-1625392		0001156039		CareMore Health Plan of Texas, Inc.	TX	NIA	CareMore Health System	Ownership	100.000	Anthem, Inc.	N	
.0671	Anthem, Inc.		32-0373216		0001156039		CareMore, LLC	IN	NIA	CareMore Health System	Ownership	100.000	Anthem, Inc.	N	
.0671	Anthem, Inc.		20-2076421		0001156039		CareMore Health System	CA	NIA	ATH Holding Company, LLC	Ownership	100.000	Anthem, Inc.	N	
.0671	Anthem, Inc.		46-0613946		0001156039		CareMore Services Company, LLC	IN	NIA	The Anthem Companies, Inc.	Ownership	100.000	Anthem, Inc.	N	
.0671	Anthem, Inc.		58-2217138		0001156039		Cerulean Companies, Inc.	GA	NIA	Anthem Holding Corp.	Ownership	100.000	Anthem, Inc.	N	
.0671	Anthem, Inc.		39-1413702		0001156039		Claim Management Services, Inc.	WI	NIA	Blue Cross Blue Shield of Wisconsin	Ownership	100.000	Anthem, Inc.	N	
.0671	Anthem, Inc.	16345	82-1853423		0001156039		CCHA, LLC	CO	IA	Anthem Partnership Holding Company, LLC	Ownership	50.000	Anthem, Inc.	N	.0107
.0671	Anthem, Inc.		26-4674149		0001156039		Community Care Health Plan of Louisiana, Inc.	LA	IA	Anthem Partnership Holding Company, LLC	Ownership	80.000	Anthem, Inc.	N	.0109
.0671	Anthem, Inc.	12586	20-3317697		0001156039		Community Care Health Plan of Nevada, Inc.	NV	IA	AMERIGROUP Corporation	Ownership	100.000	Anthem, Inc.	N	
.0671	Anthem, Inc.	10345	31-1440175		0001156039		Community Insurance Company	OH	IA	ATH Holding Company, LLC	Ownership	100.000	Anthem, Inc.	N	
.0671	Anthem, Inc.	95693	39-1462554		0001156039		CompCare Health Services Insurance Corporation	WI	IA	Blue Cross Blue Shield of Wisconsin	Ownership	100.000	Anthem, Inc.	N	
.0671	Anthem, Inc.		20-0334650		0001156039		Crossroads Acquisition Corp.	DE	NIA	Anthem Holding Corp.	Ownership	100.000	Anthem, Inc.	N	
.0671	Anthem, Inc.		41-1905556		0001156039		DeCare Analytics, LLC	MN	NIA	DeCare Dental, LLC	Ownership	100.000	Anthem, Inc.	N	
.0671	Anthem, Inc.		02-0574609		0001156039		DeCare Dental Health International, LLC	MN	NIA	DeCare Dental, LLC	Ownership	100.000	Anthem, Inc.	N	
.0671	Anthem, Inc.		13-3934328		0001156039		DeCare Dental Insurance Ireland, Ltd.	IRL	NIA	DeCare Dental, LLC	Ownership	100.000	Anthem, Inc.	N	
.0671	Anthem, Inc.		73-1665525		0001156039		DeCare Dental Networks, LLC	MN	NIA	DeCare Dental, LLC	Ownership	100.000	Anthem, Inc.	N	
.0671	Anthem, Inc.		01-0822645		0001156039		DeCare Dental, LLC	MN	NIA	Anthem Holding Corp.	Ownership	100.000	Anthem, Inc.	N	
.0671	Anthem, Inc.		20-0660775		0001156039		DeCare Operations Ireland, Limited	IRL	NIA	DeCare Dental, LLC	Ownership	100.000	Anthem, Inc.	N	
.0671	Anthem, Inc.		26-2544715		0001156039		Delivery Network, LLC	FL	NIA	HealthSun Holdings, LLC	Ownership	100.000	Anthem, Inc.	N	
.0671	Anthem, Inc.		27-2844373		0001156039		Designated Agent Company, Inc.	KY	NIA	Anthem Health Plans of Kentucky, Inc.	Ownership	100.000	Anthem, Inc.	N	
.0671	Anthem, Inc.		37-1668303		0001156039		EasyScripts Cutler Bay, LLC	FL	NIA	HealthSun Holdings, LLC	Ownership	100.000	Anthem, Inc.	N	
.0671	Anthem, Inc.		30-0478573		0001156039		EasyScripts Hialeah, LLC	FL	NIA	HealthSun Holdings, LLC	Ownership	100.000	Anthem, Inc.	N	
.0671	Anthem, Inc.		46-0613819		0001156039		EasyScripts LLC	FL	NIA	HealthSun Holdings, LLC	Ownership	100.000	Anthem, Inc.	N	
.0671	Anthem, Inc.		13-3934328		0001156039		EasyScripts Westchester, LLC	FL	NIA	HealthSun Holdings, LLC	Ownership	100.000	Anthem, Inc.	N	
.0671	Anthem, Inc.		23-7391136		0001156039		EHC Benefits Agency, Inc.	NV	NIA	WellPoint Holding Corp	Ownership	100.000	Anthem, Inc.	N	
.0671	Anthem, Inc.	55093	13-3874803		0001156039		Empire HealthChoice Assurance, Inc.	NY	IA	WellPoint Holding Corp	Ownership	100.000	Anthem, Inc.	N	
.0671	Anthem, Inc.	95433	26-4286154		0001156039		Empire HealthChoice HMO, Inc.	NY	IA	Empire HealthChoice Assurance, Inc.	Ownership	100.000	Anthem, Inc.	N	
.0671	Anthem, Inc.		41-2128275		0001156039		Federal Government Solutions, LLC	WI	NIA	ATH Holding Company, LLC	Ownership	100.000	Anthem, Inc.	N	
.0671	Anthem, Inc.	10119	20-1378912		0001156039		Freedom Health, Inc.	FL	IA	ATH Holding Company, LLC	Ownership	100.000	Anthem, Inc.	N	
.0671	Anthem, Inc.		95-2907752		0001156039		Global TPA, LLC	FL	NIA	ATH Holding Company, LLC	Ownership	100.000	Anthem, Inc.	N	
.0671	Anthem, Inc.		58-1473042		0001156039		Golden West Health Plan, Inc.	CA	IA	WellPoint California Services, Inc.	Ownership	100.000	Anthem, Inc.	N	.0104
.0671	Anthem, Inc.	97217	51-0365660		0001156039		Greater Georgia Life Insurance Company	GA	IA	Blue Cross and Blue Shield of Georgia, Inc.	Ownership	100.000	Anthem, Inc.	N	
.0671	Anthem, Inc.		54-1237939		0001156039		Health Core, Inc.	DE	NIA	Arcus Enterprises, Inc.	Ownership	100.000	Anthem, Inc.	N	
.0671	Anthem, Inc.				0001156039		Health Management Corporation	VA	NIA	Southeast Services, Inc.	Ownership	100.000	Anthem, Inc.	N	

STATEMENT AS OF SEPTEMBER 30, 2018 OF THE AMERIGROUP Ohio, Inc.

**SCHEDULE Y**  
**PART 1A - DETAIL OF INSURANCE HOLDING COMPANY SYSTEM**

1	2	3	4	5	6	7	8	9	10	11	12	13	14	15	16
Group Code	Group Name	NAIC Company Code	ID Number	Federal RSSD	CIK	Name of Securities Exchange if Publicly Traded (U.S. or International)	Names of Parent, Subsidiaries Or Affiliates	Domiciliary Location	Relationship to Reporting Entity	Directly Controlled by (Name of Entity/Person)	Type of Control (Ownership, Board, Management, Attorney-in-Fact, Influence, Other)	If Control is Ownership Provide Percentage	Ultimate Controlling Entity(ies)/Person(s)	Is an SCA Filing Required? (Y/N)	*
.0671	Anthem, Inc.		36-3897701		0001156039		Health Ventures Partner, L.L.C.	IL	NIA	UNICARE National Services, Inc.	Ownership	100.000	Anthem, Inc.	N	
.0671	Anthem, Inc.	95169	54-1356687		0001156039		HealthKeepers, Inc.	VA	IA	Anthem Southeast, Inc.	Ownership	92.510	Anthem, Inc.	N	
.0671	Anthem, Inc.	95169	54-1356687		0001156039		HealthKeepers, Inc.	VA	IA	UNICARE National Services, Inc.	Ownership	7.490	Anthem, Inc.	N	
.0671	Anthem, Inc.	96475	43-1616135		0001156039		HealthLink HMO, Inc.	MO	IA	HealthLink, Inc.	Ownership	100.000	Anthem, Inc.	N	
.0671	Anthem, Inc.		43-1364135		0001156039		HealthLink, Inc.	IL	NIA	RightCHOICE Managed Care, Inc.	Ownership	100.000	Anthem, Inc.	N	
.0671	Anthem, Inc.		82-4966088		0001156039		HealthLink Insurance Company	IL	NIA	AMERIGROUP Corporation	Ownership	100.000	Anthem, Inc.	N	
.0671	Anthem, Inc.		13-3865627		0001156039		HealthPlus HP, LLC	NY	IA	AMERIGROUP Corporation	Ownership	100.000	Anthem, Inc.	N	0100
.0671	Anthem, Inc.		81-4507070		0001156039		HealthSun Blocker Corp. I	DE	NIA	ATH Holding Company, LLC	Ownership	100.000	Anthem, Inc.	N	
.0671	Anthem, Inc.		81-4496643		0001156039		HealthSun Blocker Corp. II	DE	NIA	ATH Holding Company, LLC	Ownership	100.000	Anthem, Inc.	N	
.0671	Anthem, Inc.	10122	20-0982649		0001156039		HealthSun Health Plans, Inc.	FL	IA	Highland Acquisition Holdings, LLC	Ownership	100.000	Anthem, Inc.	N	
.0671	Anthem, Inc.		20-0660271		0001156039		HealthSun Holdings, LLC	FL	NIA	HealthSun Management, LLC	Ownership	100.000	Anthem, Inc.	N	
.0671	Anthem, Inc.		20-0660168		0001156039		HealthSun Management, LLC	FL	NIA	Highland Acquisition Holdings, LLC	Ownership	100.000	Anthem, Inc.	N	
.0671	Anthem, Inc.		46-5250294		0001156039		HealthSun Physicians Network, LLC	FL	NIA	Delivery Network, LLC	Ownership	100.000	Anthem, Inc.	N	
.0671	Anthem, Inc.		46-3434016		0001156039		HealthSun Physicians Network I, LLC	FL	NIA	HealthSun Physicians Network, LLC	Ownership	100.000	Anthem, Inc.	N	
.0671	Anthem, Inc.	78972	86-0257201		0001156039		Healthy Alliance Life Insurance Company	MO	IA	RightCHOICE Managed Care, Inc.	Ownership	100.000	Anthem, Inc.	N	
.0671	Anthem, Inc.		47-3953545		0001156039		HEP AP Holdings, Inc.	DE	NIA	Imaging Management Holdings, L.L.C.	Ownership	100.000	Anthem, Inc.	N	
.0671	Anthem, Inc.		81-3867547		0001156039		Highland Holdco, Inc.	DE	NIA	ATH Holding Company, LLC	Ownership	100.000	Anthem, Inc.	N	
.0671	Anthem, Inc.		81-3487249		0001156039		Highland Acquisition Holdings, LLC	DE	NIA	Highland Intermediate Holdings, LLC	Ownership	100.000	Anthem, Inc.	N	
.0671	Anthem, Inc.		81-3471305		0001156039		Highland Intermediate Holdings, LLC	DE	NIA	Highland Investor Holdings, LLC	Ownership	100.000	Anthem, Inc.	N	
.0671	Anthem, Inc.		81-3493196		0001156039		Highland Investor Holdings, LLC	DE	NIA	ATH Holding Company, LLC	Ownership	100.000	Anthem, Inc.	N	
.0671	Anthem, Inc.	95473	84-1017384		0001156039		HMO Colorado, Inc.	CO	IA	Service, Inc.	Ownership	100.000	Anthem, Inc.	Y	0108
.0671	Anthem, Inc.	95358	37-1216698		0001156039		HMO Missouri, Inc.	MO	IA	RightCHOICE Managed Care, Inc.	Ownership	100.000	Anthem, Inc.	N	
.0671	Anthem, Inc.				0001156039		Human Resource Associates, LLC	FL	NIA	HealthSun Holdings, LLC	Ownership	100.000	Anthem, Inc.	N	
.0671	Anthem, Inc.		75-2619605		0001156039		Imaging Management Holdings, L.L.C.	DE	NIA	ATH Holding Company, LLC	Ownership	100.000	Anthem, Inc.	N	
.0671	Anthem, Inc.		82-3062245		0001156039		IngenioRX, Inc.	IN	NIA	Newco Holdings, Inc.	Ownership	100.000	Anthem, Inc.	N	
.0671	Anthem, Inc.		98-1397080		0001156039		Legato Health Technologies LLC	IN	NIA	Legato Holdings I, Inc.	Ownership	100.000	Anthem, Inc.	N	0110
.0671	Anthem, Inc.		82-3030791		0001156039		Legato Holdings I, Inc.	IN	NIA	Anthem, Inc.	Ownership	100.000	Anthem, Inc.	N	
.0671	Anthem, Inc.		82-3031178		0001156039		Legato Holdings II, Inc.	IN	NIA	Legato Holdings I, Inc.	Ownership	100.000	Anthem, Inc.	N	
.0671	Anthem, Inc.		02-0581429		0001156039		Living Complete Technologies, Inc.	MD	NIA	ATH Holding Company, LLC	Ownership	100.000	Anthem, Inc.	N	
.0671	Anthem, Inc.	95527	02-0494919		0001156039		Matthew Thornton Health Plan, Inc.	NH	IA	Anthem Health Plans of New Hampshire, Inc.	Ownership	100.000	Anthem, Inc.	N	
.0671	Anthem, Inc.				0001156039		Medical Mall of Florida, LLC	FL	NIA	HealthSun Holdings, LLC	Ownership	100.000	Anthem, Inc.	N	
.0671	Anthem, Inc.		46-5262131		0001156039		Memphis Supportive Care Partnership, LLC	TN	NIA	Nash Holding Company, LLC	Ownership	100.000	Anthem, Inc.	N	
.0671	Anthem, Inc.		39-2013971		0001156039		Meridian Resource Company, LLC	WI	NIA	Compicare Health Services Insurance Corporation	Ownership	100.000	Anthem, Inc.	N	
.0671	Anthem, Inc.		83-0892028		0001156039		Nash Holding Company, LLC	DE	NIA	ATH Holding Company, LLC	Ownership	100.000	Anthem, Inc.	N	0111
.0671	Anthem, Inc.		35-1840597		0001156039		National Government Services, Inc.	IN	NIA	Federal Government Solutions, LLC	Ownership	100.000	Anthem, Inc.	N	
.0671	Anthem, Inc.		46-1595582		0001156039		National Telehealth Network, LLC	DE	NIA	Sellcore, Inc.	Ownership	50.000	Anthem, Inc.	N	0105
.0671	Anthem, Inc.		04-2919509		0001156039		New England Research Institute, Inc.	MA	NIA	Health Core, Inc.	Ownership	100.000	Anthem, Inc.	N	
.0671	Anthem, Inc.		82-3027094		0001156039		Newco Holdings, Inc.	IN	NIA	Anthem, Inc.	Ownership	100.000	Anthem, Inc.	N	
.0671	Anthem, Inc.		81-5476630		0001156039		NGS Federal, LLC	IN	NIA	Federal Government Solutions, LLC	Ownership	100.000	Anthem, Inc.	N	
.0671	Anthem, Inc.	12259	20-1336412		0001156039		Optimum Healthcare, Inc.	FL	IA	ATH Holding Company, LLC	Ownership	100.000	Anthem, Inc.	N	
.0671	Anthem, Inc.		95-4249368		0001156039		Park Square Holdings, Inc.	CA	NIA	WellPoint California Services, Inc.	Ownership	100.000	Anthem, Inc.	N	
.0671	Anthem, Inc.		95-4386221		0001156039		Park Square I, Inc.	CA	NIA	WellPoint California Services, Inc.	Ownership	100.000	Anthem, Inc.	N	
.0671	Anthem, Inc.		95-4249345		0001156039		Park Square II, Inc.	CA	NIA	WellPoint California Services, Inc.	Ownership	100.000	Anthem, Inc.	N	
.0671	Anthem, Inc.		27-1991772		0001156039		Pasteur Medical Birds Road, LLC	FL	NIA	Pasteur Medical Holdings, LLC	Ownership	100.000	Anthem, Inc.	N	
.0671	Anthem, Inc.		20-2749389		0001156039		Pasteur Medical Center, LLC	DE	NIA	HealthSun Holdings, LLC	Ownership	100.000	Anthem, Inc.	N	
.0671	Anthem, Inc.		27-1366915		0001156039		Pasteur Medical Cutler Bay, LLC	FL	NIA	Pasteur Medical Holdings, LLC	Ownership	100.000	Anthem, Inc.	N	
.0671	Anthem, Inc.		20-0610128		0001156039		Pasteur Medical Group, LLC	FL	NIA	Pasteur Medical Holdings, LLC	Ownership	100.000	Anthem, Inc.	N	
.0671	Anthem, Inc.		37-1668303		0001156039		Pasteur Medical Hialeah Gardens, LLC	FL	NIA	Pasteur Medical Holdings, LLC	Ownership	100.000	Anthem, Inc.	N	
.0671	Anthem, Inc.		45-1616220		0001156039		Pasteur Medical Holdings, LLC	FL	NIA	HealthSun Holdings, LLC	Ownership	100.000	Anthem, Inc.	N	
.0671	Anthem, Inc.		47-3464152		0001156039		Pasteur Medical Kendall, LLC	FL	NIA	Pasteur Medical Holdings, LLC	Ownership	100.000	Anthem, Inc.	N	
.0671	Anthem, Inc.		27-2810478		0001156039		Pasteur Medical Management, LLC	FL	NIA	Pasteur Medical Holdings, LLC	Ownership	100.000	Anthem, Inc.	N	

STATEMENT AS OF SEPTEMBER 30, 2018 OF THE AMERIGROUP Ohio, Inc.

**SCHEDULE Y**  
**PART 1A - DETAIL OF INSURANCE HOLDING COMPANY SYSTEM**

1	2	3	4	5	6	7	8	9	10	11	12	13	14	15	16
Group Code	Group Name	NAIC Company Code	ID Number	Federal RSSD	CIK	Name of Securities Exchange if Publicly Traded (U.S. or International)	Names of Parent, Subsidiaries Or Affiliates	Domiciliary Location	Relationship to Reporting Entity	Directly Controlled by (Name of Entity/Person)	Type of Control (Ownership, Board, Management, Attorney-in-Fact, Influence, Other)	If Control is Ownership Provide Percentage	Ultimate Controlling Entity(ies)/Person(s)	Is an SCA Filing Required? (Y/N)	*
.0671	Anthem, Inc.		33-1217936		0001156039		Pasteur Medical Miami Gardens, LLC	FL	NIA	Pasteur Medical Holdings, LLC	Ownership	100.000	Anthem, Inc.	N	
.0671	Anthem, Inc.		27-2651017		0001156039		Pasteur Medical North Miami Beach, LLC	FL	NIA	Pasteur Medical Holdings, LLC	Ownership	100.000	Anthem, Inc.	N	
.0671	Anthem, Inc.		26-0813665		0001156039		Pasteur Medical Partners, LLC	FL	NIA	HealthSun Holdings, LLC	Ownership	100.000	Anthem, Inc.	N	
.0671	Anthem, Inc.		27-2844265		0001156039		Pasteur Pharmacy II, LLC	FL	NIA	HealthSun Holdings, LLC	Ownership	100.000	Anthem, Inc.	N	
.0671	Anthem, Inc.		45-4493353		0001156039		Pasteur Pharmacy IV, LLC	FL	NIA	HealthSun Holdings, LLC	Ownership	100.000	Anthem, Inc.	N	
.0671	Anthem, Inc.		56-2396739		0001156039		Resolution Health, Inc.	DE	NIA	Anthem Southeast, Inc.	Ownership	100.000	Anthem, Inc.	N	
.0671	Anthem, Inc.		47-0851593		0001156039		RightCHOICE Managed Care, Inc.	DE	NIA	Anthem Holding Corp.	Ownership	100.000	Anthem, Inc.	N	
.0671	Anthem, Inc.	11011	84-0747736		0001156039		Rocky Mountain Hospital and Medical Service, Inc.	CO	IA	ATH Holding Company, LLC	Ownership	100.000	Anthem, Inc.	N	
.0671	Anthem, Inc.		20-0473316		0001156039		SellCore, Inc.	DE	NIA	Anthem, Inc.	Ownership	100.000	Anthem, Inc.	N	
.0671	Anthem, Inc.	13726	27-0945036		0001156039		Simply Healthcare Plans, Inc.	FL	IA	AMERIGROUP Corporation	Ownership	100.000	Anthem, Inc.	N	
.0671	Anthem, Inc.		55-0712302		0001156039		Southeast Services, Inc.	VA	NIA	Anthem Southeast, Inc.	Ownership	100.000	Anthem, Inc.	N	
.0671	Anthem, Inc.		45-4071004		0001156039		State Sponsored DM Services, Inc.	IN	NIA	UNICARE Specialty Services, Inc.	Ownership	100.000	Anthem, Inc.	N	
.0671	Anthem, Inc.		35-1835818		0001156039		The Anthem Companies, Inc.	IN	NIA	ATH Holding Company, LLC	Ownership	100.000	Anthem, Inc.	N	
.0671	Anthem, Inc.		45-5443372		0001156039		The Anthem Companies of California, Inc.	CA	NIA	ATH Holding Company, LLC	Ownership	100.000	Anthem, Inc.	N	
.0671	Anthem, Inc.				0001156039		The Medical City, LLC	FL	NIA	HealthSun Holdings, LLC	Ownership	100.000	Anthem, Inc.	N	
.0671	Anthem, Inc.		43-1967924		0001156039		TrustSolutions, LLC	WI	NIA	Federal Government Solutions, LLC	Ownership	100.000	Anthem, Inc.	N	
.0671	Anthem, Inc.	11810	84-1620480		0001156039		UNICARE Health Plan of West Virginia, Inc.	WV	IA	UNICARE National Services, Inc.	Ownership	100.000	Anthem, Inc.	N	
.0671	Anthem, Inc.		36-3899137		0001156039		UNICARE Illinois Services, Inc.	IL	NIA	UNICARE National Services, Inc.	Ownership	100.000	Anthem, Inc.	N	
.0671	Anthem, Inc.	80314	52-0913817		0001156039		UNICARE Life & Health Insurance Company	IN	IA	UNICARE National Services, Inc.	Ownership	100.000	Anthem, Inc.	N	
.0671	Anthem, Inc.		95-4635507		0001156039		UNICARE National Services, Inc.	DE	NIA	Anthem Holding Corp.	Ownership	100.000	Anthem, Inc.	N	
.0671	Anthem, Inc.		82-3300542		0001156039		UNICARE Specialty Services, Inc.	DE	NIA	Anthem Holding Corp.	Ownership	100.000	Anthem, Inc.	N	
.0671	Anthem, Inc.		20-0660563		0001156039		Valus, Inc.	IN	NIA	IngenioRX, Inc.	Ownership	100.000	Anthem, Inc.	N	
.0671	Anthem, Inc.		20-0660644		0001156039		WellMax Health Medical Centers, LLC	FL	NIA	Delivery Network, LLC	Ownership	100.000	Anthem, Inc.	N	
.0671	Anthem, Inc.		36-4014617		0001156039		WellMax Health Physicians Network, LLC	FL	NIA	Delivery Network, LLC	Ownership	100.000	Anthem, Inc.	N	
.0671	Anthem, Inc.		20-4405193		0001156039		WellPoint Acquisition, LLC	IN	NIA	Anthem, Inc.	Ownership	100.000	Anthem, Inc.	N	
.0671	Anthem, Inc.		20-2156380		0001156039		WellPoint Behavioral Health, Inc.	DE	NIA	UNICARE Specialty Services, Inc.	Ownership	100.000	Anthem, Inc.	N	
.0671	Anthem, Inc.		95-4640531		0001156039		WellPoint California Services, Inc.	DE	NIA	Anthem Holding Corp.	Ownership	100.000	Anthem, Inc.	N	
.0671	Anthem, Inc.		95-4657170		0001156039		WellPoint Dental Services, Inc.	DE	NIA	UNICARE Specialty Services, Inc.	Ownership	100.000	Anthem, Inc.	N	
.0671	Anthem, Inc.		81-2874917		0001156039		WellPoint Health Solutions, Inc.	DE	NIA	Federal Government Solutions, LLC	Ownership	100.000	Anthem, Inc.	N	
.0671	Anthem, Inc.		20-3620996		0001156039		WellPoint Holding Corp	DE	NIA	Anthem, Inc.	Ownership	100.000	Anthem, Inc.	N	
.0671	Anthem, Inc.				0001156039		WellPoint Information Technology Services, Inc.	CA	NIA	Blue Cross of California	Ownership	100.000	Anthem, Inc.	N	
.0671	Anthem, Inc.		45-2736438		0001156039		WellPoint Insurance Services, Inc.	HI	NIA	Anthem, Inc.	Ownership	100.000	Anthem, Inc.	N	
.0671	Anthem, Inc.		47-2546820		0001156039		WellPoint Military Care Corporation	IN	NIA	Federal Government Solutions, LLC	Ownership	100.000	Anthem, Inc.	N	
.0671	Anthem, Inc.	15929	47-5569628		0001156039		Wisconsin Collaborative Insurance Company	WI	IA	Crossroads Acquisition Corp.	Ownership	50.000	Anthem, Inc.	N	.0107
.0671	Anthem, Inc.		98-0552141		0001156039		WPMI (Shanghai) Enterprise Service Co. Ltd.	CHN	NIA	WPMI, LLC	Ownership	100.000	Anthem, Inc.	N	
.0671	Anthem, Inc.		20-8672847		0001156039		WPMI, LLC	DE	NIA	ATH Holding Company, LLC	Ownership	69.910	Anthem, Inc.	N	.0106

Asterisk	Explanation
0100	Insurer is deemed to be an insurance affiliate in column 10, but does not have an NAIC Company Code in column 3 because it is regulated by the New York State Department of Health.
0101	Insurer is deemed to be an insurance affiliate in column 10, but does not have an NAIC Company Code in column 3 because it is regulated by the California Department of Managed Health Care.
0102	Insurer is deemed to be an insurance affiliate in column 10, but does not have an NAIC Company Code in column 3 because it is regulated by the California Department of Managed Health Care.
0103	Insurer is deemed to be an insurance affiliate in column 10, but does not have an NAIC Company Code in column 3 because it is regulated by the California Department of Managed Health Care.
0104	Insurer is deemed to be an insurance affiliate in column 10, but does not have an NAIC Company Code in column 3 because it is regulated by the California Department of Managed Health Care.
0105	50% owned by unaffiliated investors
0106	30.09% owned by unaffiliated investors
0107	50% owned by an unaffiliated investor
0108	Received exemption from domestic regulator
0109	20% owned by an unaffiliated investor

STATEMENT AS OF SEPTEMBER 30, 2018 OF THE AMERIGROUP Ohio, Inc.

Asterisk	Explanation
0110 .....	Legato Health Technologies LLP is a Limited Liability Partnership formed under the laws of India, and is 99% owned by Legato Holdings I, Inc. an Indiana corporation, and 1% owned by Legato Holdings II, LLC, an Indiana Limited Liability company. ....
0111 .....	ATH Holding Company, LLC holds an 89.67% ownership interest with certain former holders of Aspire Health, Inc. collectively holding the remainder of the shares .....

## SUPPLEMENTAL EXHIBITS AND SCHEDULES INTERROGATORIES

The following supplemental reports are required to be filed as part of your statement filing. However, in the event that your company does not transact the type of business for which the special report must be filed, your response of NO to the specific interrogatory will be accepted in lieu of filing a "NONE" report and a bar code will be printed below. If the supplement is required of your company but is not being filed for whatever reason enter SEE EXPLANATION and provide an explanation following the interrogatory questions.

	Response
1. Will the Medicare Part D Coverage Supplement be filed with the state of domicile and the NAIC with this statement? .....	NO

Explanation:

1.

Bar Code:

1. Medicare Part D Coverage Supplement [Document Identifier 365]



**OVERFLOW PAGE FOR WRITE-INS**

**NONE**

**SCHEDULE A - VERIFICATION**

Real Estate

	1 Year to Date	2 Prior Year Ended December 31
1. Book/adjusted carrying value, December 31 of prior year .....		
2. Cost of acquired:		
2.1 Actual cost at time of acquisition .....		
2.2 Additional investment made after acquisition .....		
3. Current year change in encumbrances .....		
4. Total gain (loss) on disposals .....		
5. Deduct amounts received on disposals .....		
6. Total foreign exchange change in book/adjusted carrying value .....		
7. Deduct current year's other than temporary impairment recognized .....		
8. Deduct current year's depreciation .....		
9. Book/adjusted carrying value at the end of current period (Lines 1+2+3+4-5+6-7-8) .....		
10. Deduct total nonadmitted amounts .....		
11. Statement value at end of current period (Line 9 minus Line 10)		

**NONE**

**SCHEDULE B - VERIFICATION**

Mortgage Loans

	1 Year to Date	2 Prior Year Ended December 31
1. Book value/recorded investment excluding accrued interest, December 31 of prior year .....		
2. Cost of acquired:		
2.1 Actual cost at time of acquisition .....		
2.2 Additional investment made after acquisition .....		
3. Capitalized deferred interest and other .....		
4. Accrual of discount .....		
5. Unrealized valuation increase (decrease) .....		
6. Total gain (loss) on disposals .....		
7. Deduct amounts received on disposals .....		
8. Deduct amortization of premium and mortgage interest premium and commitment fees .....		
9. Total foreign exchange change in book value/recorded investment excluding accrued interest .....		
10. Deduct current year's other than temporary impairment recognized .....		
11. Book value/recorded investment excluding accrued interest at end of current period (Lines 1+2+3+4+5+6-7-8+9-10) .....		
12. Total valuation allowance .....		
13. Subtotal (Line 11 plus Line 12) .....		
14. Deduct total nonadmitted amounts .....		
15. Statement value at end of current period (Line 13 minus Line 14)		

**NONE**

**SCHEDULE BA - VERIFICATION**

Other Long-Term Invested Assets

	1 Year to Date	2 Prior Year Ended December 31
1. Book/adjusted carrying value, December 31 of prior year .....		
2. Cost of acquired:		
2.1 Actual cost at time of acquisition .....		
2.2 Additional investment made after acquisition .....		
3. Capitalized deferred interest and other .....		
4. Accrual of discount .....		
5. Unrealized valuation increase (decrease) .....		
6. Total gain (loss) on disposals .....		
7. Deduct amounts received on disposals .....		
8. Deduct amortization of premium and depreciation .....		
9. Total foreign exchange change in book/adjusted carrying value .....		
10. Deduct current year's other than temporary impairment recognized .....		
11. Book/adjusted carrying value at end of current period (Lines 1+2+3+4+5+6-7-8+9-10) .....		
12. Deduct total nonadmitted amounts .....		
13. Statement value at end of current period (Line 11 minus Line 12)		

**NONE**

**SCHEDULE D - VERIFICATION**

Bonds and Stocks

	1 Year to Date	2 Prior Year Ended December 31
1. Book/adjusted carrying value of bonds and stocks, December 31 of prior year .....	10,059,213	9,614,722
2. Cost of bonds and stocks acquired .....	354,354	528,165
3. Accrual of discount .....	6,942	9,173
4. Unrealized valuation increase (decrease) .....		
5. Total gain (loss) on disposals .....		
6. Deduct consideration for bonds and stocks disposed of .....		
7. Deduct amortization of premium .....	73,972	92,847
8. Total foreign exchange change in book/adjusted carrying value .....		
9. Deduct current year's other than temporary impairment recognized .....		
10. Total investment income recognized as a result of prepayment penalties and/or acceleration fees .....		
11. Book/adjusted carrying value at end of current period (Lines 1+2+3+4+5-6-7+8-9+10) .....	10,346,537	10,059,213
12. Deduct total nonadmitted amounts .....		
13. Statement value at end of current period (Line 11 minus Line 12)	10,346,537	10,059,213

STATEMENT AS OF SEPTEMBER 30, 2018 OF THE AMERIGROUP Ohio, Inc.

**SCHEDULE D - PART 1B**

Showing the Acquisitions, Dispositions and Non-Trading Activity  
During the Current Quarter for all Bonds and Preferred Stock by NAIC Designation

NAIC Designation	1 Book/Adjusted Carrying Value Beginning of Current Quarter	2 Acquisitions During Current Quarter	3 Dispositions During Current Quarter	4 Non-Trading Activity During Current Quarter	5 Book/Adjusted Carrying Value End of First Quarter	6 Book/Adjusted Carrying Value End of Second Quarter	7 Book/Adjusted Carrying Value End of Third Quarter	8 Book/Adjusted Carrying Value December 31 Prior Year
<b>BONDS</b>								
1. NAIC 1 (a) .....	10,369,433	0	0	(22,897)	10,392,261	10,369,433	10,346,536	10,059,212
2. NAIC 2 (a) .....	0				0	0	0	
3. NAIC 3 (a) .....	0				0	0	0	
4. NAIC 4 (a) .....	0				0	0	0	
5. NAIC 5 (a) .....	0				0	0	0	
6. NAIC 6 (a) .....	0				0	0	0	
7. Total Bonds	10,369,433	0	0	(22,897)	10,392,261	10,369,433	10,346,536	10,059,212
<b>PREFERRED STOCK</b>								
8. NAIC 1 .....	0				0	0	0	0
9. NAIC 2 .....	0				0	0	0	0
10. NAIC 3 .....	0				0	0	0	0
11. NAIC 4 .....	0				0	0	0	0
12. NAIC 5 .....	0				0	0	0	0
13. NAIC 6 .....	0				0	0	0	0
14. Total Preferred Stock	0	0	0	0	0	0	0	0
15. Total Bonds and Preferred Stock	10,369,433	0	0	(22,897)	10,392,261	10,369,433	10,346,536	10,059,212

(a) Book/Adjusted Carrying Value column for the end of the current reporting period includes the following amount of short-term and cash equivalent bonds by NAIC designation:

NAIC 1 \$ ..... ; NAIC 2 \$ ..... ; NAIC 3 \$ ..... NAIC 4 \$ ..... ; NAIC 5 \$ ..... ; NAIC 6 \$ .....

S102

**SCHEDULE DA - PART 1**

Short-Term Investments

	1 Book/Adjusted Carrying Value	2 Premium	3 Actual Cost	4 Interest Collected Year-to-Date	5 Paid for Accrued Interest Year-to-Date
9199999 Totals		XX			

**NONE**

**SCHEDULE DA - VERIFICATION**

Short-Term Investments

	1 Year To Date	2 Prior Year Ended December 31
1. Book/adjusted carrying value, December 31 of prior year .....	1	1,212,009
2. Cost of short-term investments acquired .....		372,988
3. Accrual of discount .....		
4. Unrealized valuation increase (decrease) .....		
5. Total gain (loss) on disposals .....		
6. Deduct consideration received on disposals .....	1	1,584,996
7. Deduct amortization of premium .....		
8. Total foreign exchange change in book/adjusted carrying value .....		
9. Deduct current year's other than temporary impairment recognized .....		
10. Book/adjusted carrying value at end of current period (Lines 1+2+3+4+5-6-7+8-9) .....	0	1
11. Deduct total nonadmitted amounts .....		
12. Statement value at end of current period (Line 10 minus Line 11)	0	1

Schedule DB - Part A - Verification - Options, Caps, Floors, Collars, Swaps and Forwards

**N O N E**

Schedule DB - Part B - Verification - Futures Contracts

**N O N E**

Schedule DB - Part C - Section 1 - Replication (Synthetic Asset) Transactions (RSATs) Open

**N O N E**

Schedule DB-Part C-Section 2-Reconciliation of Replication (Synthetic Asset) Transactions Open

**N O N E**

Schedule DB - Verification - Book/Adjusted Carrying Value, Fair Value and Potential Exposure of  
Derivatives

**N O N E**

**SCHEDULE E - PART 2 - VERIFICATION**

(Cash Equivalents)

	1	2
	Year To Date	Prior Year Ended December 31
1. Book/adjusted carrying value, December 31 of prior year .....	842,153	
2. Cost of cash equivalents acquired .....	147,142	855,160
3. Accrual of discount .....		
4. Unrealized valuation increase (decrease) .....		
5. Total gain (loss) on disposals .....		
6. Deduct consideration received on disposals .....	781,398	13,007
7. Deduct amortization of premium .....		
8. Total foreign exchange change in book/adjusted carrying value .....		
9. Deduct current year's other than temporary impairment recognized .....		
10. Book/adjusted carrying value at end of current period (Lines 1+2+3+4+5-6-7+8-9) .....	207,897	842,153
11. Deduct total nonadmitted amounts .....		
12. Statement value at end of current period (Line 10 minus Line 11)	207,897	842,153

Schedule A - Part 2 - Real Estate Acquired and Additions Made

**NONE**

Schedule A - Part 3 - Real Estate Disposed

**NONE**

Schedule B - Part 2 - Mortgage Loans Acquired and Additions Made

**NONE**

Schedule B - Part 3 - Mortgage Loans Disposed, Transferred or Repaid

**NONE**

Schedule BA - Part 2 - Other Long-Term Invested Assets Acquired and Additions Made

**NONE**

Schedule BA - Part 3 - Other Long-Term Invested Assets Disposed, Transferred or Repaid

**NONE**

Schedule D - Part 3 - Long-Term Bonds and Stocks Acquired

**NONE**

Schedule D - Part 4 - Long-Term Bonds and Stocks Sold, Redeemed or Otherwise Disposed Of

**NONE**

Schedule DB - Part A - Section 1 - Options, Caps, Floors, Collars, Swaps and Forwards Open

**NONE**

Schedule DB - Part B - Section 1 - Futures Contracts Open

**NONE**

Schedule DB - Part B - Section 1B - Brokers with whom cash deposits have been made

**NONE**

Schedule DB - Part D - Section 1 - Counterparty Exposure for Derivative Instruments Open

**NONE**

Schedule DB - Part D-Section 2 - Collateral for Derivative Instruments Open - Pledged By

**NONE**

Schedule DB - Part D-Section 2 - Collateral for Derivative Instruments Open - Pledged To

**NONE**

Schedule DL - Part 1 - Reinvested Collateral Assets Owned

**N O N E**

Schedule DL - Part 2 - Reinvested Collateral Assets Owned

**N O N E**



