



# HEALTH QUARTERLY STATEMENT

AS OF JUNE 30, 2018  
OF THE CONDITION AND AFFAIRS OF THE

## MANAGED DENTALGUARD INC

NAIC Group Code 0429 0429 NAIC Company Code 14142 Employer's ID Number 27-4326698  
(Current) (Prior)

Organized under the Laws of Ohio, State of Domicile or Port of Entry OH

Country of Domicile US

Licensed as business type: Dental Service Corporation

Is HMO Federally Qualified? Yes [ ] No [ X ]

Incorporated/Organized 08/09/2010 Commenced Business 10/18/2011

Statutory Home Office Crown Centre, 5005 Rockside Road #430, Independence, OH, US 44131  
(Street and Number) (City or Town, State, Country and Zip Code)

Main Administrative Office 7 Hanover Square  
(Street and Number)  
New York, NY, US 10004  
(City or Town, State, Country and Zip Code) (Area Code) (Telephone Number)

Mail Address 7 Hanover Square, New York, NY, US 10004  
(Street and Number or P.O. Box) (City or Town, State, Country and Zip Code)

Primary Location of Books and Records 7 Hanover Square  
(Street and Number)  
New York, NY, US 10004  
(City or Town, State, Country and Zip Code) (Area Code) (Telephone Number)

Internet Website Address www.Guardianlife.com

Statutory Statement Contact Abel Hernandez, 212-919-3965  
(Name) (Area Code) (Telephone Number)  
Abel.Hernandez@glic.com, 212-919-2583  
(E-mail Address) (FAX Number)

### OFFICERS

Chairman, President, CEO & COO Walter Kevin Klein Treasurer Walter R Skinner

Secretary Cherita L. Thomas Vice President & Appointed Actuary Sanford E Penn

### OTHER

Larry M Weiss, Controller Stuart J Shaw, Vice President John A Dolan, Assistant Secretary

Harris Oliner, Assistant Secretary

### DIRECTORS OR TRUSTEES

Walter Kevin Klein Sharri L Norman Larry M Weiss

State of \_\_\_\_\_ SS:  
County of \_\_\_\_\_

The officers of this reporting entity being duly sworn, each depose and say that they are the described officers of said reporting entity, and that on the reporting period stated above, all of the herein described assets were the absolute property of the said reporting entity, free and clear from any liens or claims thereon, except as herein stated, and that this statement, together with related exhibits, schedules and explanations therein contained, annexed or referred to, is a full and true statement of all the assets and liabilities and of the condition and affairs of the said reporting entity as of the reporting period stated above, and of its income and deductions therefrom for the period ended, and have been completed in accordance with the NAIC Annual Statement Instructions and Accounting Practices and Procedures manual except to the extent that: (1) state law may differ; or, (2) that state rules or regulations require differences in reporting not related to accounting practices and procedures, according to the best of their information, knowledge and belief, respectively. Furthermore, the scope of this attestation by the described officers also includes the related corresponding electronic filing with the NAIC, when required, that is an exact copy (except for formatting differences due to electronic filing) of the enclosed statement. The electronic filing may be requested by various regulators in lieu of or in addition to the enclosed statement.

Sanford E Penn Larry Weiss  
Vice President & Appointed Actuary Controller

Subscribed and sworn to before me this August 2, 2018  
day of August, 2018  
Rose Maria Chierchio

- a. Is this an original filing? Yes [ ] No [ ]
- b. If no,
1. State the amendment number
  2. Date filed
  3. Number of pages attached

ROSE MARIA CHIERCHIO  
Notary Public, State of New York  
No. 01CH4803163  
Qualified in Richmond County  
Commission Expires 05/31/2022

STATEMENT AS OF JUNE 30, 2018 OF THE MANAGED DENTALGUARD INC (OHIO)

ASSETS

	Current Statement Date			4 December 31 Prior Year Net Admitted Assets
	1 Assets	2 Nonadmitted Assets	3 Net Admitted Assets (Cols. 1 - 2)	
1. Bonds .....	464,113	0	464,113	472,549
2. Stocks:				
2.1 Preferred stocks .....	0	0	0	0
2.2 Common stocks .....	0	0	0	0
3. Mortgage loans on real estate:				
3.1 First liens .....	0	0	0	0
3.2 Other than first liens.....	0	0	0	0
4. Real estate:				
4.1 Properties occupied by the company (less \$ .....0 encumbrances) .....	0	0	0	0
4.2 Properties held for the production of income (less \$ .....0 encumbrances) .....	0	0	0	0
4.3 Properties held for sale (less \$ .....0 encumbrances) .....	0	0	0	0
5. Cash (\$ .....174,361 ), cash equivalents (\$ .....0 ) and short-term investments (\$ .....0 ) .....	174,361	0	174,361	136,505
6. Contract loans (including \$ .....0 premium notes) .....	0	0	0	0
7. Derivatives .....	0	0	0	0
8. Other invested assets .....	0	0	0	0
9. Receivables for securities .....	0	0	0	0
10. Securities lending reinvested collateral assets .....	0	0	0	0
11. Aggregate write-ins for invested assets .....	0	0	0	0
12. Subtotals, cash and invested assets (Lines 1 to 11) .....	638,474	0	638,474	609,054
13. Title plants less \$ .....0 charged off (for Title insurers only) .....	0	0	0	0
14. Investment income due and accrued .....	2,405	0	2,405	1,012
15. Premiums and considerations:				
15.1 Uncollected premiums and agents' balances in the course of collection .....	3,483	4	3,479	771
15.2 Deferred premiums, agents' balances and installments booked but deferred and not yet due (including \$ .....0 earned but unbilled premiums) .....	0	0	0	0
15.3 Accrued retrospective premiums (\$ .....0 ) and contracts subject to redetermination (\$ .....0 ) .....	0	0	0	0
16. Reinsurance:				
16.1 Amounts recoverable from reinsurers .....	0	0	0	0
16.2 Funds held by or deposited with reinsured companies .....	0	0	0	0
16.3 Other amounts receivable under reinsurance contracts .....	0	0	0	0
17. Amounts receivable relating to uninsured plans .....	0	0	0	0
18.1 Current federal and foreign income tax recoverable and interest thereon .....	12,391	0	12,391	5,219
18.2 Net deferred tax asset .....	232	232	0	0
19. Guaranty funds receivable or on deposit .....	0	0	0	0
20. Electronic data processing equipment and software .....	0	0	0	0
21. Furniture and equipment, including health care delivery assets (\$ .....0 ) .....	0	0	0	0
22. Net adjustment in assets and liabilities due to foreign exchange rates .....	0	0	0	0
23. Receivables from parent, subsidiaries and affiliates .....	12,811	0	12,811	250
24. Health care (\$ .....0 ) and other amounts receivable .....	0	0	0	0
25. Aggregate write-ins for other than invested assets .....	0	0	0	0
26. Total assets excluding Separate Accounts, Segregated Accounts and Protected Cell Accounts (Lines 12 to 25) .....	669,796	236	669,560	616,306
27. From Separate Accounts, Segregated Accounts and Protected Cell Accounts .....	0	0	0	0
28. Total (Lines 26 and 27)	669,796	236	669,560	616,306
DETAILS OF WRITE-INS				
1101. ....				
1102. ....				
1103. ....				
1198. Summary of remaining write-ins for Line 11 from overflow page .....	0	0	0	0
1199. Totals (Lines 1101 through 1103 plus 1198)(Line 11 above)	0	0	0	0
2501. ....				
2502. ....				
2503. ....				
2598. Summary of remaining write-ins for Line 25 from overflow page .....	0	0	0	0
2599. Totals (Lines 2501 through 2503 plus 2598)(Line 25 above)	0	0	0	0

LIABILITIES, CAPITAL AND SURPLUS

	Current Period			Prior Year
	1 Covered	2 Uncovered	3 Total	4 Total
1. Claims unpaid (less \$ .....0 reinsurance ceded) .....	30,003	0	30,003	20,622
2. Accrued medical incentive pool and bonus amounts .....	0	0	0	0
3. Unpaid claims adjustment expenses .....	0	372	372	313
4. Aggregate health policy reserves, including the liability of \$ .....0 for medical loss ratio rebate per the Public Health Service Act .....	0	0	0	0
5. Aggregate life policy reserves .....	0	0	0	0
6. Property/casualty unearned premium reserve .....	0	0	0	0
7. Aggregate health claim reserves .....	0	0	0	0
8. Premiums received in advance .....	0	3,192	3,192	2,292
9. General expenses due or accrued .....	0	36,369	36,369	31,939
10.1 Current federal and foreign income tax payable and interest thereon (including \$ .....0 on realized gains (losses)) .....	0	0	0	0
10.2 Net deferred tax liability .....	0	0	0	0
11. Ceded reinsurance premiums payable .....	0	0	0	0
12. Amounts withheld or retained for the account of others.....	0	810	810	2,099
13. Remittances and items not allocated .....	0	0	0	0
14. Borrowed money (including \$ .....0 current) and interest thereon \$ .....0 (including \$ .....0 current) .....	0	0	0	0
15. Amounts due to parent, subsidiaries and affiliates .....	0	0	0	0
16. Derivatives .....	0	0	0	0
17. Payable for securities .....	0	0	0	0
18. Payable for securities lending .....	0	0	0	0
19. Funds held under reinsurance treaties (with \$ .....0 authorized reinsurers, \$ .....0 unauthorized reinsurers and \$ .....0 certified reinsurers).....	0	0	0	0
20. Reinsurance in unauthorized and certified (\$ .....0 ) companies .....	0	0	0	0
21. Net adjustments in assets and liabilities due to foreign exchange rates .....	0	0	0	0
22. Liability for amounts held under uninsured plans .....	0	0	0	0
23. Aggregate write-ins for other liabilities (including \$ .....0 current) .....	0	13,355	13,355	763
24. Total liabilities (Lines 1 to 23) .....	30,003	54,098	84,101	58,028
25. Aggregate write-ins for special surplus funds .....	XXX	XXX	0	6,323
26. Common capital stock .....	XXX	XXX	10	10
27. Preferred capital stock .....	XXX	XXX	0	0
28. Gross paid in and contributed surplus .....	XXX	XXX	299,990	299,990
29. Surplus notes .....	XXX	XXX	0	0
30. Aggregate write-ins for other than special surplus funds .....	XXX	XXX	0	0
31. Unassigned funds (surplus) .....	XXX	XXX	285,459	251,955
32. Less treasury stock, at cost:				
32.1 .....0 shares common (value included in Line 26 \$ .....0 ) .....	XXX	XXX	0	0
32.2 .....0 shares preferred (value included in Line 27 \$ .....0 ) .....	XXX	XXX	0	0
33. Total capital and surplus (Lines 25 to 31 minus Line 32) .....	XXX	XXX	585,459	558,278
34. Total liabilities, capital and surplus (Lines 24 and 33)	XXX	XXX	669,560	616,306
DETAILS OF WRITE-INS				
2301. Investment Clearing .....	0	13,355	13,355	763
2302. ....				
2303. ....				
2398. Summary of remaining write-ins for Line 23 from overflow page .....	0	0	0	0
2399. Totals (Lines 2301 through 2303 plus 2398)(Line 23 above)	0	13,355	13,355	763
2501. Est. ACA Payable in Subsq Yr .....	XXX	XXX	0	6,323
2502. ....	XXX	XXX		
2503. ....	XXX	XXX		
2598. Summary of remaining write-ins for Line 25 from overflow page .....	XXX	XXX	0	0
2599. Totals (Lines 2501 through 2503 plus 2598)(Line 25 above)	XXX	XXX	0	6,323
3001. ....	XXX	XXX		
3002. ....	XXX	XXX		
3003. ....	XXX	XXX		
3098. Summary of remaining write-ins for Line 30 from overflow page .....	XXX	XXX	0	0
3099. Totals (Lines 3001 through 3003 plus 3098)(Line 30 above)	XXX	XXX	0	0

STATEMENT OF REVENUE AND EXPENSES

	Current Year To Date		Prior Year To Date	Prior Year Ended December 31
	1 Uncovered	2 Total	3 Total	4 Total
1. Member Months .....	XXX	10,418	8,801	18,732
2. Net premium income ( including \$ .....0 non-health premium income).....	XXX	173,711	147,116	316,170
3. Change in unearned premium reserves and reserve for rate credits.....	XXX	0	0	0
4. Fee-for-service (net of \$ .....0 medical expenses).....	XXX	0	0	0
5. Risk revenue .....	XXX	0	0	0
6. Aggregate write-ins for other health care related revenues .....	XXX	0	0	0
7. Aggregate write-ins for other non-health revenues .....	XXX	0	0	0
8. Total revenues (Lines 2 to 7) .....	XXX	173,711	147,116	316,170
<b>Hospital and Medical:</b>				
9. Hospital/medical benefits .....	0	0	0	0
10. Other professional services .....	0	110,081	86,038	156,625
11. Outside referrals .....	0	0	0	0
12. Emergency room and out-of-area .....	0	0	0	0
13. Prescription drugs .....	0	0	0	0
14. Aggregate write-ins for other hospital and medical .....	0	0	0	0
15. Incentive pool, withhold adjustments and bonus amounts .....	0	0	0	0
16. Subtotal (Lines 9 to 15) .....	0	110,081	86,038	156,625
<b>Less:</b>				
17. Net reinsurance recoveries .....	0	0	0	0
18. Total hospital and medical (Lines 16 minus 17) .....	0	110,081	86,038	156,625
19. Non-health claims (net) .....	0	0	0	0
20. Claims adjustment expenses, including \$ .....0 cost containment expenses .....	0	373	350	520
21. General administrative expenses .....	0	31,212	23,921	75,452
22. Increase in reserves for life and accident and health contracts (including \$ .....0 increase in reserves for life only) .....	0	0	0	0
23. Total underwriting deductions (Lines 18 through 22).....	0	141,666	110,309	232,597
24. Net underwriting gain or (loss) (Lines 8 minus 23) .....	XXX	32,045	36,807	83,573
25. Net investment income earned .....	0	4,021	2,151	4,563
26. Net realized capital gains (losses) less capital gains tax of \$ .....0 .....	0	0	0	0
27. Net investment gains (losses) (Lines 25 plus 26) .....	0	4,021	2,151	4,563
28. Net gain or (loss) from agents' or premium balances charged off [(amount recovered \$ .....0 ) (amount charged off \$ .....0 )].....	0	0	0	0
29. Aggregate write-ins for other income or expenses .....	0	0	0	0
30. Net income or (loss) after capital gains tax and before all other federal income taxes (Lines 24 plus 27 plus 28 plus 29) .....	XXX	36,066	38,958	88,136
31. Federal and foreign income taxes incurred .....	XXX	8,881	13,635	30,772
32. Net income (loss) (Lines 30 minus 31) .....	XXX	27,185	25,323	57,364
<b>DETAILS OF WRITE-INS</b>				
0601. ....	XXX			
0602. ....	XXX			
0603. ....	XXX			
0698. Summary of remaining write-ins for Line 6 from overflow page .....	XXX	0	0	0
0699. Totals (Lines 0601 through 0603 plus 0698)(Line 6 above) .....	XXX	0	0	0
0701. ....	XXX			
0702. ....	XXX			
0703. ....	XXX			
0798. Summary of remaining write-ins for Line 7 from overflow page .....	XXX	0	0	0
0799. Totals (Lines 0701 through 0703 plus 0798)(Line 7 above) .....	XXX	0	0	0
1401. ....				
1402. ....				
1403. ....				
1498. Summary of remaining write-ins for Line 14 from overflow page .....	0	0	0	0
1499. Totals (Lines 1401 through 1403 plus 1498)(Line 14 above) .....	0	0	0	0
2901. ....				
2902. ....				
2903. ....				
2998. Summary of remaining write-ins for Line 29 from overflow page .....	0	0	0	0
2999. Totals (Lines 2901 through 2903 plus 2998)(Line 29 above) .....	0	0	0	0

STATEMENT OF REVENUE AND EXPENSES (Continued)

	1 Current Year to Date	2 Prior Year to Date	3 Prior Year Ended December 31
CAPITAL AND SURPLUS ACCOUNT			
33. Capital and surplus prior reporting year.....	558,278	500,427	500,427
34. Net income or (loss) from Line 32 .....	27,185	25,323	57,364
35. Change in valuation basis of aggregate policy and claim reserves .....	0	0	0
36. Change in net unrealized capital gains (losses) less capital gains tax of \$ .....0	0	0	0
37. Change in net unrealized foreign exchange capital gain or (loss) .....	0	0	0
38. Change in net deferred income tax .....	0	0	(400)
39. Change in nonadmitted assets .....	0	484	887
40. Change in unauthorized and certified reinsurance .....	0	0	0
41. Change in treasury stock .....	0	0	0
42. Change in surplus notes .....	0	0	0
43. Cumulative effect of changes in accounting principles.....	0	0	0
44. Capital Changes:			
44.1 Paid in .....	0	0	0
44.2 Transferred from surplus (Stock Dividend).....	0	0	0
44.3 Transferred to surplus.....	0	0	0
45. Surplus adjustments:			
45.1 Paid in .....	0	0	0
45.2 Transferred to capital (Stock Dividend) .....	0	0	0
45.3 Transferred from capital .....	0	0	0
46. Dividends to stockholders .....	0	0	0
47. Aggregate write-ins for gains or (losses) in surplus .....	0	0	0
48. Net change in capital & surplus (Lines 34 to 47) .....	27,185	25,807	57,851
49. Capital and surplus end of reporting period (Line 33 plus 48)	585,463	526,234	558,278
DETAILS OF WRITE-INS			
4701. ....			
4702. ....			
4703. ....			
4798. Summary of remaining write-ins for Line 47 from overflow page .....	0	0	0
4799. Totals (Lines 4701 through 4703 plus 4798)(Line 47 above)	0	0	0

STATEMENT AS OF JUNE 30, 2018 OF THE MANAGED DENTALGUARD INC (OHIO)

CASH FLOW

	1 Current Year To Date	2 Prior Year To Date	3 Prior Year Ended December 31
<b>Cash from Operations</b>			
1. Premiums collected net of reinsurance .....	171,899	150,334	320,826
2. Net investment income .....	1,267	1,896	2,987
3. Miscellaneous income .....	0	0	0
4. Total (Lines 1 to 3) .....	173,166	152,230	323,813
5. Benefit and loss related payments .....	100,700	87,457	162,487
6. Net transfers to Separate Accounts, Segregated Accounts and Protected Cell Accounts .....	0	0	0
7. Commissions, expenses paid and aggregate write-ins for deductions .....	27,096	25,822	49,494
8. Dividends paid to policyholders .....	0	0	0
9. Federal and foreign income taxes paid (recovered) net of \$ .....0 tax on capital gains (losses) .....	16,053	12,306	31,979
10. Total (Lines 5 through 9) .....	143,849	125,585	243,960
11. Net cash from operations (Line 4 minus Line 10) .....	29,317	26,645	79,853
<b>Cash from Investments</b>			
12. Proceeds from investments sold, matured or repaid:			
12.1 Bonds .....	300,000	85,000	85,000
12.2 Stocks .....	0	0	0
12.3 Mortgage loans .....	0	0	0
12.4 Real estate .....	0	0	0
12.5 Other invested assets .....	0	0	0
12.6 Net gains or (losses) on cash, cash equivalents and short-term investments .....	0	0	0
12.7 Miscellaneous proceeds .....	0	0	0
12.8 Total investment proceeds (Lines 12.1 to 12.7) .....	300,000	85,000	85,000
13. Cost of investments acquired (long-term only):			
13.1 Bonds .....	290,203	74,827	172,947
13.2 Stocks .....	0	0	0
13.3 Mortgage loans .....	0	0	0
13.4 Real estate .....	0	0	0
13.5 Other invested assets .....	0	0	0
13.6 Miscellaneous applications .....	0	0	0
13.7 Total investments acquired (Lines 13.1 to 13.6) .....	290,203	74,827	172,947
14. Net increase (or decrease) in contract loans and premium notes .....	0	0	0
15. Net cash from investments (Line 12.8 minus Line 13.7 and Line 14) .....	9,797	10,173	(87,947)
<b>Cash from Financing and Miscellaneous Sources</b>			
16. Cash provided (applied):			
16.1 Surplus notes, capital notes .....	0	0	0
16.2 Capital and paid in surplus, less treasury stock .....	0	0	0
16.3 Borrowed funds .....	0	0	0
16.4 Net deposits on deposit-type contracts and other insurance liabilities .....	0	0	0
16.5 Dividends to stockholders .....	0	0	0
16.6 Other cash provided (applied) .....	(1,258)	5,751	6,310
17. Net cash from financing and miscellaneous sources (Line 16.1 through Line 16.4 minus Line 16.5 plus Line 16.6) .....	(1,258)	5,751	6,310
<b>RECONCILIATION OF CASH, CASH EQUIVALENTS AND SHORT-TERM INVESTMENTS</b>			
18. Net change in cash, cash equivalents and short-term investments (Line 11, plus Lines 15 and 17) ..	37,856	42,569	(1,784)
19. Cash, cash equivalents and short-term investments:			
19.1 Beginning of year .....	136,505	138,289	138,289
19.2 End of period (Line 18 plus Line 19.1) .....	174,361	180,858	136,505

Note: Supplemental disclosures of cash flow information for non-cash transactions:

--	--	--	--

EXHIBIT OF PREMIUMS, ENROLLMENT AND UTILIZATION

	1  Total	Comprehensive (Hospital & Medical)		4  Medicare Supplement	5  Vision Only	6  Dental Only	7  Federal Employees Health Benefit Plan	8  Title XVIII Medicare	9  Title XIX Medicaid	10  Other
		2  Individual	3  Group							
Total Members at end of:										
1. Prior Year .....	1,683	0	0	0	0	1,683	0	0	0	0
2. First Quarter .....	1,738	0	0	0	0	1,738	0	0	0	0
3. Second Quarter .....	1,766	0	0	0	0	1,766	0	0	0	0
4. Third Quarter .....	0	0	0	0	0	0	0	0	0	0
5. Current Year	0	0	0	0	0	0	0	0	0	0
6. Current Year Member Months	5,202	0	0	0	0	5,202	0	0	0	0
Total Member Ambulatory Encounters for Period:										
7. Physician .....	230	0	0	0	0	230	0	0	0	0
8. Non-Physician .....	0	0	0	0	0	0	0	0	0	0
9. Total	230	0	0	0	0	230	0	0	0	0
10. Hospital Patient Days Incurred	0	0	0	0	0	0	0	0	0	0
11. Number of Inpatient Admissions	0	0	0	0	0	0	0	0	0	0
12. Health Premiums Written (a) .....	173,711	0	0	0	0	173,711	0	0	0	0
13. Life Premiums Direct .....	0	0	0	0	0	0	0	0	0	0
14. Property/Casualty Premiums Written .....	0	0	0	0	0	0	0	0	0	0
15. Health Premiums Earned .....	173,711	0	0	0	0	173,711	0	0	0	0
16. Property/Casualty Premiums Earned .....	0	0	0	0	0	0	0	0	0	0
17. Amount Paid for Provision of Health Care Services.....	100,700	0	0	0	0	100,700	0	0	0	0
18. Amount Incurred for Provision of Health Care Services	110,081	0	0	0	0	110,081	0	0	0	0

(a) For health premiums written: amount of Medicare Title XVIII exempt from state taxes or fees \$ .....0

STATEMENT AS OF JUNE 30, 2018 OF THE MANAGED DENTALGUARD INC (OHIO)

## CLAIMS UNPAID AND INCENTIVE POOL, WITHHOLD AND BONUS (Reported and Unreported)

[illegible]



UNDERWRITING AND INVESTMENT EXHIBIT

ANALYSIS OF CLAIMS UNPAID - PRIOR YEAR - NET OF REINSURANCE

Line of Business	Claims Paid Year to Date		Liability End of Current Quarter		5  Claims Incurred in Prior Years (Columns 1 + 3)	6  Estimated Claim Reserve and Claim Liability December 31 of Prior Year
	1  On Claims Incurred Prior to January 1 of Current Year	2  On Claims Incurred During the Year	3  On Claims Unpaid Dec. 31 of Prior Year	4  On Claims Incurred During the Year		
1. Comprehensive (hospital and medical) .....	0	0	0	0	0	0
2. Medicare Supplement .....	0	0	0	0	0	0
3. Dental Only .....	9,558	91,142	2,756	27,247	12,314	20,622
4. Vision Only .....	0	0	0	0	0	0
5. Federal Employees Health Benefits Plan .....	0	0	0	0	0	0
6. Title XVIII - Medicare .....	0	0	0	0	0	0
7. Title XIX - Medicaid .....	0	0	0	0	0	0
8. Other health .....	0	0	0	0	0	0
9. Health subtotal (Lines 1 to 8) .....	9,558	91,142	2,756	27,247	12,314	20,622
10. Healthcare receivables (a) .....	0	0	0	0	0	0
11. Other non-health .....	0	0	0	0	0	0
12. Medical incentive pools and bonus amounts .....	0	0	0	0	0	0
13. Totals (Lines 9-10+11+12)	9,558	91,142	2,756	27,247	12,314	20,622

(a) Excludes \$ 0 loans or advances to providers not yet expensed.

STATEMENT AS OF JUNE 30, 2018 OF THE MANAGED DENTALGUARD INC (OHIO)

**NOTES TO FINANCIAL STATEMENTS**

**1. Summary of Significant Accounting Policies**

**A. Accounting Practices**

**Basis of Presentation**

The financial statements of Managed DentalGuard, Inc. (Company) are presented on the basis of accounting practices prescribed or permitted by the Ohio Department of Insurance.

The Ohio Department of Insurance (ODI) requires insurance companies domiciled therein to prepare their statutory financial statements in accordance with the National Association of Insurance Commissioners' (NAIC) *Accounting Practices and Procedures Manual* (NAIC SAP) subject to any deviations prescribed or permitted by the ODI. There are no material differences between the Company's surplus and net income (loss) calculated in accordance with the ODI and NAIC SAP for the period ending June 30, 2018.

Note 1 - Summary of Significant Accounting Policies and Going Concern

	SSAP #	F/S Page	F/S Line #	2018	2017
<b>NET INCOME</b>					
(1) Net Income, state basis (Page 4, Line 32, Columns 2 & 4)		Page 4	Line 32	\$ 27,185	\$ 57,364
(2) State Prescribed Practices that increase/(decrease) NAIC SAP				-	-
(3) State Permitted Practices that increase/(decrease) NAIC SAP				-	-
(4) Net Income, NAIC SAP (1-2-3=4)				<u>\$ 27,185</u>	<u>\$ 57,364</u>
<b>STATUTORY SURPLUS</b>					
(5) Statutory surplus, state basis (Page 3, Line 33, Columns 3 & 4)		Page 3	Line 33	\$ 585,459	\$ 558,278
(6) State Prescribed Practices that increase/(decrease) NAIC SAP				-	-
(7) State Permitted Practices that increase/(decrease) NAIC SAP				-	-
(8) Statutory Surplus, NAIC SAP (5-6-7=8)				<u>\$ 585,459</u>	<u>\$ 558,278</u>

**B. Use of Estimates in the Preparation of the Financial Statements**

No significant changes from December 31, 2017

**C. Accounting Policy**

Dental premiums are earned ratably over the terms of the related insurance policies.

In addition, the Company uses the following accounting policies:

- Short-term investments are stated at amortized cost.
- Bonds  
No significant changes from December 31, 2017
- Common Stocks  
None
- Preferred Stocks  
None
- Mortgage Loans  
None
- Loan-Backed Securities  
None
- Investment in Subsidiaries, Controlled and Affiliated Companies  
None
- Investment in Joint Ventures, Partnerships and Limited Liability Companies  
None
- Derivatives  
Not Applicable
- Investment Income as a Factor in the Premium and methodologies  
Not Applicable
- A Summary of management's policies and methodologies  
No significant changes from December 31, 2017

## NOTES TO FINANCIAL STATEMENTS

12. If the Capitalization policy and the resultant predefined thresholds changed from prior period, the reason for change.

Not Applicable

13. The method used to estimate pharmaceutical rebate receivables

Not Applicable

D. Going Concern

The management has no doubt about Company's ability to continue as a going concern.

**2. Accounting Changes and Corrections of Errors**

None

**3. Business Combinations and Goodwill**

- A. Statutory Purchase Method

Not applicable.

- B. Statutory Merger

Not applicable.

- C. Assumption Reinsurance

Not applicable.

- D. Impairment Loss

Not applicable.

**4. Discontinued Operations**

- A. Discontinued Operation Disposed of or Classified as Held for Sale

Not applicable.

- B. Change in Plan of Sale of Discontinued Operation

Not applicable.

- C. Nature of Any Significant Involvement with Discontinued Operations After Disposal

Not applicable.

- D. Equity Interest Retained in the Discontinued Operation After Disposal

Not applicable.

**5. Investments**

- A. Mortgage Loans, including Mezzanine Real Estate Loans

The Company owns no mortgage loan assets.

- B. Debt Restructuring

The Company owns no investments which have had a debt restructuring.

- C. Reverse Mortgages

The Company owns no reverse mortgage assets.

- D. Loan-Backed Securities

The Company owns no loan backed securities.

- E. Repurchase Agreements and/or Securities Lending Transactions

The Company owns no repurchase agreements. The Company has not entered into any securities lending transactions.

- F. Repurchase Agreements Transactions Accounted for as Secured Borrowing

Not applicable

- G. Reverse Repurchase Agreements Transactions Accounted for as Secured Borrowing

Not applicable

- H. Repurchase Agreements Transactions Accounted for as a Sale

Not applicable

- I. Reverse Repurchase Agreements Transactions Accounted for as a Sale

Not applicable

- J. Real Estate

The Company owns no real estate assets.

## NOTES TO FINANCIAL STATEMENTS

K. Investment in Low Income Housing Tax Credits (LIHTC)  
The Company owns no investments in low income housing.

L. Restricted Assets  
The Company's restricted assets as of March 31, 2018 and December 31, 2017 are as follows:

(1) Restricted Assets (Including Pledged)  
No significant changes from December 31, 2017

(2) Details of Assets Pledged as Collateral Not Captured in Other Categories  
Not applicable

(3) Details of Other Restricted Assets  
Not applicable

(4) Collateral Received and Reflected as Assets Within the Reporting Entity's Financial Statements  
Not applicable

M. Working Capital Finance Investments  
Not applicable.

N. Offsetting and Netting of Assets and Liabilities  
Not applicable.

O. Structured Notes  
Not applicable

P. 5\* Securities  
Not applicable

Q. Short Sales  
Not applicable.

R. Prepayment Penalty and Acceleration Fees  
Not applicable.

### 6. Joint Ventures, Partnerships and Limited Liability Companies

A. The Company has no investments in Joint Ventures, Partnerships or Limited Liability Companies that exceed 10% of its admitted assets

B. The Company did not recognize any impairment write down for its investments in Joint ventures, Partnerships and Limited Liabilities Companies during statement periods.

### 7. Investment Income

No significant changes from December 31, 2017

### 8. Derivative Instruments

None

### 9. Income Taxes

No significant changes since December 31, 2017

### 10. Information Concerning Parent, Subsidiaries and Affiliates

No significant changes from December 31, 2017

### 11. Debt

A. Capital Notes  
None

B. All Other Debt  
None

### 12. Retirement Plans, Deferred Compensation, Postemployment Benefits and Compensated Absences and Other Postretirement Benefit Plans

Not Applicable

### 13. Capital and Surplus, Shareholders' Dividend Restrictions

No significant changes from December 31, 2017

## NOTES TO FINANCIAL STATEMENTS

**14. Contingencies**

None

**15. Leases**

None

**16. Information About Financial Instruments**

None

**17. Sale, Transfer and Servicing of Financial Assets and Extinguishments of Liabilities**

None for all categories

**18. Gain or Loss to the Reporting Entity from Uninsured Plans and the Uninsured Portion of Partially Insured Plans**

None for all categories

**19. Direct Premium Written/Produced by Managing General Agents/Third Party Administrators**

None

**20. Fair Value Measurements**

Not Applicable

**21. Other Items**

A. A. Extraordinary Items

Not Applicable.

B. Troubled Debt Restructuring: Debtors

Not Applicable

C. Other Disclosures

1. Revenue Recognition

No significant changes from December 31, 2017.

2. Other Professional Services for Benefits

No significant changes from December 31, 2017.

3. Federal Income Taxes

No significant changes from December 31, 2017.

4. Net Investment Income

No significant changes from December 31, 2017.

5. Supplemental Health Care Exhibit

The Company only writes dental business. It does not write comprehensive major medical health business. Therefore, the Company is not required to file the Supplemental Health Care Exhibit.

6. The Company has \$4 in non-admitted assets in uncollected premiums as at June 30, 2018. The Company routinely assesses the collectability of these receivables.

D. Business Interruption Insurance Recoveries

Not Applicable.

E. State Transferable and Non-transferable Tax Credits

Not Applicable.

F. Subprime-Mortgage- Related Risk Exposure

Not Applicable.

G. Retained Assets

Not Applicable.

H. Insurance-Linked Securities (ILS) Contracts

Not Applicable

STATEMENT AS OF JUNE 30, 2018 OF THE MANAGED DENTALGUARD INC (OHIO)

**NOTES TO FINANCIAL STATEMENTS**

- I. Offsetting and Netting of Assets and Liabilities  
Not Applicable
- J. Joint and Several Liabilities  
Not Applicable
- K. Risk Sharing Provisions of the Affordable Care Act  
The risk sharing provisions of the Affordable Care Act do not apply to any of the Guardian current products as we do not offer medical insurance coverage on the exchange.

**22. Events Subsequent**

Type I – Recognized Subsequent Events  
Not Applicable

Type II – Non-recognized Subsequent Events  
Not Applicable

**23. Reinsurance**  
None for all categories

**24. Retrospectively Rated Contracts & Contracts Subject to Redetermination**  
None

**25. Change in Incurred Claims and Claim Adjustment Expenses**

Reserves as of June 30, 2018 were \$30,375. As of 06/30/2018, \$9,592 was paid for incurred claims for dental services provided in 2017 or prior. Reserves remaining for prior years are now \$2,756 as a result of re-estimation of unpaid claims. Original estimates are increased or decreased as additional information becomes known regarding individual claims. The 06/30/2018 reserve is \$9,440 or 45.1% higher than the 12/31/2017 reserve.

The liability for unpaid accident and health claims and claim adjustment expenses represents the Company’s best estimate with a margin; however, there may be future adjustments to this estimate and related assumptions. Such adjustments, reflecting any variety of new and adverse trends, could possibly be significant and result in increase in liabilities. As of June 30, 2018, and December 31, 2017, the Company had no significant changes in methodologies and assumptions used in calculating the liability. The Company updates its experience study annually for recent company claim experience used to set the liability for unpaid claims.

The Company's claims liability, claims incurred, claims payments and other professional service for benefits, including capitation, for the periods ending June 30, 2018 and December 31, 2017 are as follows:

	<u>6/30/2018</u>	<u>12/31/2017</u>
Claims unpaid, beginning of year	\$ 20,935	\$ 26,747
Incurred related to:		
Current year	118,834	167,720
Prior year	(8,321)	(10,525)
Total incurred	<u>\$ 110,513</u>	<u>\$ 157,195</u>
Paid related to:		
Current year	91,481	148,388
Prior year	9,592	14,619
Total paid	<u>\$ 101,073</u>	<u>\$ 163,007</u>
Claims unpaid, end of year	<u>\$ 30,375</u>	<u>\$ 20,935</u>

- 26. Intercompany Pooling Arrangements**  
None
- 27. Structured Settlements**  
None
- 28. Health Care Receivables**  
None

STATEMENT AS OF JUNE 30, 2018 OF THE MANAGED DENTALGUARD INC (OHIO)

**NOTES TO FINANCIAL STATEMENTS**

- 29. Participating Policies**  
None
- 30. Premium Deficiency Reserves**  
None
- 31. Anticipated Salvage and Subrogation**  
None

STATEMENT AS OF JUNE 30, 2018 OF THE MANAGED DENTALGUARD INC (OHIO)

GENERAL INTERROGATORIES

PART 1 - COMMON INTERROGATORIES

GENERAL

- 1.1

Did the reporting entity experience any material transactions requiring the filing of Disclosure of Material Transactions with the State of Domicile, as required by the Model Act?

Yes [ ] No [ X ]
- 1.2

If yes, has the report been filed with the domiciliary state?

Yes [ ] No [ ]
- 2.1

Has any change been made during the year of this statement in the charter, by-laws, articles of incorporation, or deed of settlement of the reporting entity?

Yes [ ] No [ X ]
- 2.2

If yes, date of change:
- 3.1

Is the reporting entity a member of an Insurance Holding Company System consisting of two or more affiliated persons, one or more of which is an insurer?  
If yes, complete Schedule Y, Parts 1 and 1A.

Yes [ X ] No [ ]
- 3.2

Have there been any substantial changes in the organizational chart since the prior quarter end?

Yes [ ] No [ X ]
- 3.3

If the response to 3.2 is yes, provide a brief description of those changes.
- 3.4

Is the reporting entity publicly traded or a member of a publicly traded group?

Yes [ ] No [ X ]
- 3.5

If the response to 3.4 is yes, provide the CIK (Central Index Key) code issued by the SEC for the entity/group.
- 4.1

Has the reporting entity been a party to a merger or consolidation during the period covered by this statement?

Yes [ ] No [ X ]
- 4.2

If yes, provide the name of the entity, NAIC Company Code, and state of domicile (use two letter state abbreviation) for any entity that has ceased to exist as a result of the merger or consolidation.
- |                |                   |                   |
|----------------|-------------------|-------------------|
| 1              | 2                 | 3                 |
| Name of Entity | NAIC Company Code | State of Domicile |
|                |                   |                   |
5.

If the reporting entity is subject to a management agreement, including third-party administrator(s), managing general agent(s), attorney-in-fact, or similar agreement, have there been any significant changes regarding the terms of the agreement or principals involved?  
If yes, attach an explanation.

Yes [ ] No [ ] N/A [ X ]
- 6.1

State as of what date the latest financial examination of the reporting entity was made or is being made.

12/31/2013
- 6.2

State the as of date that the latest financial examination report became available from either the state of domicile or the reporting entity. This date should be the date of the examined balance sheet and not the date the report was completed or released.

12/31/2013
- 6.3

State as of what date the latest financial examination report became available to other states or the public from either the state of domicile or the reporting entity. This is the release date or completion date of the examination report and not the date of the examination (balance sheet date).

06/30/2015
- 6.4

By what department or departments?  
New York Department of Financial Services
- 6.5

Have all financial statement adjustments within the latest financial examination report been accounted for in a subsequent financial statement filed with Departments?

Yes [ ] No [ ] N/A [ X ]
- 6.6

Have all of the recommendations within the latest financial examination report been complied with?

Yes [ ] No [ ] N/A [ X ]
- 7.1

Has this reporting entity had any Certificates of Authority, licenses or registrations (including corporate registration, if applicable) suspended or revoked by any governmental entity during the reporting period?

Yes [ ] No [ X ]
- 7.2

If yes, give full information:
- 8.1

Is the company a subsidiary of a bank holding company regulated by the Federal Reserve Board?

Yes [ ] No [ X ]
- 8.2

If response to 8.1 is yes, please identify the name of the bank holding company.
- 8.3

Is the company affiliated with one or more banks, thrifts or securities firms?

Yes [ X ] No [ ]
- 8.4

If response to 8.3 is yes, please provide below the names and location (city and state of the main office) of any affiliates regulated by a federal regulatory services agency [i.e. the Federal Reserve Board (FRB), the Office of the Comptroller of the Currency (OCC), the Federal Deposit Insurance Corporation (FDIC) and the Securities Exchange Commission (SEC)] and identify the affiliate's primary federal regulator.

1 Affiliate Name	2 Location (City, State)	3 FRB	4 OCC	5 FDIC	6 SEC
Park Avenue Securities, LLC		NO	NO	NO	NO
Park Avenue Institutional Advisers LLC		NO	NO	NO	NO



GENERAL INTERROGATORIES

- 9.1

Are the senior officers (principal executive officer, principal financial officer, principal accounting officer or controller, or persons performing similar functions) of the reporting entity subject to a code of ethics, which includes the following standards? (a) Honest and ethical conduct, including the ethical handling of actual or apparent conflicts of interest between personal and professional relationships; (b) Full, fair, accurate, timely and understandable disclosure in the periodic reports required to be filed by the reporting entity; (c) Compliance with applicable governmental laws, rules and regulations; (d) The prompt internal reporting of violations to an appropriate person or persons identified in the code; and (e) Accountability for adherence to the code.

Yes [ X ] No [ ]
- 9.11

If the response to 9.1 is No, please explain:
- 9.2

Has the code of ethics for senior managers been amended?

Yes [ ] No [ X ]
- 9.21

If the response to 9.2 is Yes, provide information related to amendment(s).
- 9.3

Have any provisions of the code of ethics been waived for any of the specified officers?

Yes [ ] No [ X ]
- 9.31

If the response to 9.3 is Yes, provide the nature of any waiver(s).

FINANCIAL

- 10.1

Does the reporting entity report any amounts due from parent, subsidiaries or affiliates on Page 2 of this statement?

Yes [ X ] No [ ]
- 10.2

If yes, indicate any amounts receivable from parent included in the Page 2 amount:

\$12,811

INVESTMENT

- 11.1

Were any of the stocks, bonds, or other assets of the reporting entity loaned, placed under option agreement, or otherwise made available for use by another person? (Exclude securities under securities lending agreements.)

Yes [ ] No [ X ]
- 11.2

If yes, give full and complete information relating thereto:
12.

Amount of real estate and mortgages held in other invested assets in Schedule BA:

\$0
13.

Amount of real estate and mortgages held in short-term investments:

\$0
- 14.1

Does the reporting entity have any investments in parent, subsidiaries and affiliates?

Yes [ ] No [ X ]
- 14.2

If yes, please complete the following:

	1	2
	Prior Year-End Book/Adjusted Carrying Value	Current Quarter Book/Adjusted Carrying Value
14.21 Bonds	\$0	\$0
14.22 Preferred Stock	\$0	\$0
14.23 Common Stock	\$0	\$0
14.24 Short-Term Investments	\$0	\$0
14.25 Mortgage Loans on Real Estate	\$0	\$0
14.26 All Other	\$0	\$0
14.27 Total Investment in Parent, Subsidiaries and Affiliates (Subtotal Lines 14.21 to 14.26)	\$0	\$0
14.28 Total Investment in Parent included in Lines 14.21 to 14.26 above	\$0	\$0
- 15.1

Has the reporting entity entered into any hedging transactions reported on Schedule DB?

Yes [ ] No [ X ]
- 15.2

If yes, has a comprehensive description of the hedging program been made available to the domiciliary state? If no, attach a description with this statement.

Yes [ ] No [ X ]

STATEMENT AS OF JUNE 30, 2018 OF THE MANAGED DENTALGUARD INC (OHIO)

GENERAL INTERROGATORIES

16. For the reporting entity's security lending program, state the amount of the following as of the current statement date:
- 16.1 Total fair value of reinvested collateral assets reported on Schedule DL, Parts 1 and 2

\$0
- 16.2 Total book adjusted/carrying value of reinvested collateral assets reported on Schedule DL, Parts 1 and 2

\$0
- 16.3 Total payable for securities lending reported on the liability page

\$0

17. Excluding items in Schedule E - Part 3 - Special Deposits, real estate, mortgage loans and investments held physically in the reporting entity's offices, vaults or safety deposit boxes, were all stocks, bonds and other securities, owned throughout the current year held pursuant to a custodial agreement with a qualified bank or trust company in accordance with Section 1, III - General Examination Considerations, F. Outsourcing of Critical Functions, Custodial or Safekeeping Agreements of the NAIC Financial Condition Examiners Handbook?
- Yes [X] No [ ]

- 17.1 For all agreements that comply with the requirements of the NAIC Financial Condition Examiners Handbook, complete the following:

1 Name of Custodian(s)	2 Custodian Address
JP Morgan Chase	270 Park Avenue, Floor 41, New York, NY 10017

- 17.2 For all agreements that do not comply with the requirements of the NAIC Financial Condition Examiners Handbook, provide the name, location and a complete explanation:

1 Name(s)	2 Location(s)	3 Complete Explanation(s)

- 17.3 Have there been any changes, including name changes, in the custodian(s) identified in 17.1 during the current quarter?
- Yes [ ] No [X]

- 17.4 If yes, give full information relating thereto:

1 Old Custodian	2 New Custodian	3 Date of Change	4 Reason

- 17.5 Investment management – Identify all investment advisors, investment managers, broker/dealers, including individuals that have the authority to make investment decisions on behalf of the reporting entity. For assets that are managed internally by employees of the reporting entity, note as such. ["...that have access to the investment accounts"; "...handle securities"]

1 Name of Firm or Individual	2 Affiliation
Isaac Lowenbraun	A
Paul Gillin	A
Charles Golden	A
Keith Simon	A
Martin Vernon	A
John Gargana	A
Rob Simmons	A
Rob Crimmins	A
Stewart Johnson	A
Kampoleak Pal	A
Kevin Booth	A
Demetrios Tsaparas	A
Brian Keating	A
William Lee	A
Paul Jablansky	A
Douglas Gaylor	A
Douglas Dupont	A
Tim Cashman	A

- 17.5097 For those firms/individuals listed in the table for Question 17.5, do any firms/individuals unaffiliated with the reporting entity (i.e. designated with a "U") manage more than 10% of the reporting entity's assets?
- Yes [ ] No [X]

- 17.5098 For firms/individuals unaffiliated with the reporting entity (i.e. designated with a "U") listed in the table for Question 17.5, does the total assets under management aggregate to more than 50% of the reporting entity's assets?
- Yes [ ] No [X]

- 17.6 For those firms or individuals listed in the table for 17.5 with an affiliation code of "A" (affiliated) or "U" (unaffiliated), provide the information for the table below.

1 Central Registration Depository Number	2 Name of Firm or Individual	3 Legal Entity Identifier (LEI)	4 Registered With	5 Investment Management Agreement (IMA) Filed
N/A	The Guardian Life Insurance Company of America	N1Y1DVMMKBHFYCCAIX69	N/A	DS

- 18.1 Have all the filing requirements of the Purposes and Procedures Manual of the NAIC Investment Analysis Office been followed?
- Yes [X] No [ ]

- 18.2 If no, list exceptions:

19. By self-designating 5\*GI securities, the reporting entity is certifying the following elements for each self-designated 5\*GI security:

- a. Documentation necessary to permit a full credit analysis of the security does not exist.
- b. Issuer or obligor is current on all contracted interest and principal payments.
- c. The insurer has an actual expectation of ultimate payment of all contracted interest and principal.

- Has the reporting entity self-designated 5\*GI securities?
- Yes [ ] No [X]

GENERAL INTERROGATORIES

PART 2 - HEALTH

1.

Operating Percentages:

1.1 A&H loss percent

63.4 %

1.2 A&H cost containment percent

0.0 %

1.3 A&H expense percent excluding cost containment expenses

18.0 %

2.1

Do you act as a custodian for health savings accounts?

Yes [ ] No [ X ]

2.2

If yes, please provide the amount of custodial funds held as of the reporting date

\$0

2.3

Do you act as an administrator for health savings accounts?

Yes [ ] No [ X ]

2.4

If yes, please provide the balance of the funds administered as of the reporting date

\$0

3.

Is the reporting entity licensed or chartered, registered, qualified, eligible or writing business in at least two states?

Yes [ ] No [ X ]

3.1

If no, does the reporting entity assume reinsurance business that covers risks residing in at least one state other than the state of domicile of the reporting entity?

Yes [ ] No [ X ]

## STATEMENT AS OF JUNE 30, 2018 OF THE MANAGED DENTALGUARD INC (OHIO)

## SCHEDULE S - CEDED REINSURANCE

Showing All New Reinsurance Treaties - Current Year to Date

[illegible]

STATEMENT AS OF JUNE 30, 2018 OF THE MANAGED DENTALGUARD INC (OHIO)

SCHEDULE T - PREMIUMS AND OTHER CONSIDERATIONS

Current Year to Date - Allocated by States and Territories									
States, etc.	1	Direct Business Only							
	Active Status (a)	2	3	4	5	6	7	8	9
		Accident and Health Premiums	Medicare Title XVIII	Medicaid Title XIX	Federal Employees Health Benefits Program Premiums	Life and Annuity Premiums & Other Considerations	Property/Casualty Premiums	Total Columns 2 Through 7	Deposit-Type Contracts
1. Alabama.....AL	N	0	0	0	0	0	0	0	0
2. Alaska.....AK	N	0	0	0	0	0	0	0	0
3. Arizona.....AZ	N	0	0	0	0	0	0	0	0
4. Arkansas.....AR	N	0	0	0	0	0	0	0	0
5. California.....CA	N	0	0	0	0	0	0	0	0
6. Colorado.....CO	N	0	0	0	0	0	0	0	0
7. Connecticut.....CT	N	0	0	0	0	0	0	0	0
8. Delaware.....DE	N	0	0	0	0	0	0	0	0
9. District of Columbia.....DC	N	0	0	0	0	0	0	0	0
10. Florida.....FL	N	0	0	0	0	0	0	0	0
11. Georgia.....GA	N	0	0	0	0	0	0	0	0
12. Hawaii.....HI	N	0	0	0	0	0	0	0	0
13. Idaho.....ID	N	0	0	0	0	0	0	0	0
14. Illinois.....IL	N	0	0	0	0	0	0	0	0
15. Indiana.....IN	N	0	0	0	0	0	0	0	0
16. Iowa.....IA	N	0	0	0	0	0	0	0	0
17. Kansas.....KS	N	0	0	0	0	0	0	0	0
18. Kentucky.....KY	N	0	0	0	0	0	0	0	0
19. Louisiana.....LA	N	0	0	0	0	0	0	0	0
20. Maine.....ME	N	0	0	0	0	0	0	0	0
21. Maryland.....MD	N	0	0	0	0	0	0	0	0
22. Massachusetts.....MA	N	0	0	0	0	0	0	0	0
23. Michigan.....MI	N	0	0	0	0	0	0	0	0
24. Minnesota.....MN	N	0	0	0	0	0	0	0	0
25. Mississippi.....MS	N	0	0	0	0	0	0	0	0
26. Missouri.....MO	N	0	0	0	0	0	0	0	0
27. Montana.....MT	N	0	0	0	0	0	0	0	0
28. Nebraska.....NE	N	0	0	0	0	0	0	0	0
29. Nevada.....NV	N	0	0	0	0	0	0	0	0
30. New Hampshire.....NH	N	0	0	0	0	0	0	0	0
31. New Jersey.....NJ	N	0	0	0	0	0	0	0	0
32. New Mexico.....NM	N	0	0	0	0	0	0	0	0
33. New York.....NY	N	0	0	0	0	0	0	0	0
34. North Carolina.....NC	N	0	0	0	0	0	0	0	0
35. North Dakota.....ND	N	0	0	0	0	0	0	0	0
36. Ohio.....OH	L	173,711	0	0	0	0	0	173,711	0
37. Oklahoma.....OK	N	0	0	0	0	0	0	0	0
38. Oregon.....OR	N	0	0	0	0	0	0	0	0
39. Pennsylvania.....PA	N	0	0	0	0	0	0	0	0
40. Rhode Island.....RI	N	0	0	0	0	0	0	0	0
41. South Carolina.....SC	N	0	0	0	0	0	0	0	0
42. South Dakota.....SD	N	0	0	0	0	0	0	0	0
43. Tennessee.....TN	N	0	0	0	0	0	0	0	0
44. Texas.....TX	N	0	0	0	0	0	0	0	0
45. Utah.....UT	N	0	0	0	0	0	0	0	0
46. Vermont.....VT	N	0	0	0	0	0	0	0	0
47. Virginia.....VA	N	0	0	0	0	0	0	0	0
48. Washington.....WA	N	0	0	0	0	0	0	0	0
49. West Virginia.....WV	N	0	0	0	0	0	0	0	0
50. Wisconsin.....WI	N	0	0	0	0	0	0	0	0
51. Wyoming.....WY	N	0	0	0	0	0	0	0	0
52. American Samoa.....AS	N	0	0	0	0	0	0	0	0
53. Guam.....GU	N	0	0	0	0	0	0	0	0
54. Puerto Rico.....PR	N	0	0	0	0	0	0	0	0
55. U.S. Virgin Islands.....VI	N	0	0	0	0	0	0	0	0
56. Northern Mariana Islands.....MP	N	0	0	0	0	0	0	0	0
57. Canada.....CAN	N	0	0	0	0	0	0	0	0
58. Aggregate Other Aliens.....OT	XXX	0	0	0	0	0	0	0	0
59. Subtotal	XXX	173,711	0	0	0	0	0	173,711	0
60. Reporting Entity Contributions for Employee Benefit Plans	XXX	0	0	0	0	0	0	0	0
61. Totals (Direct Business)	XXX	173,711	0	0	0	0	0	173,711	0
DETAILS OF WRITE-INS									
58001.....	XXX								
58002.....	XXX								
58003.....	XXX								
58998. Summary of remaining write-ins for Line 58 from overflow page	XXX	0	0	0	0	0	0	0	0
58999. Totals (Lines 58001 through 58003 plus 58998)(Line 58 above)	XXX	0	0	0	0	0	0	0	0

(a) Active Status Counts:

L - Licensed or Chartered - Licensed Insurance carrier or domiciled RRG.....1

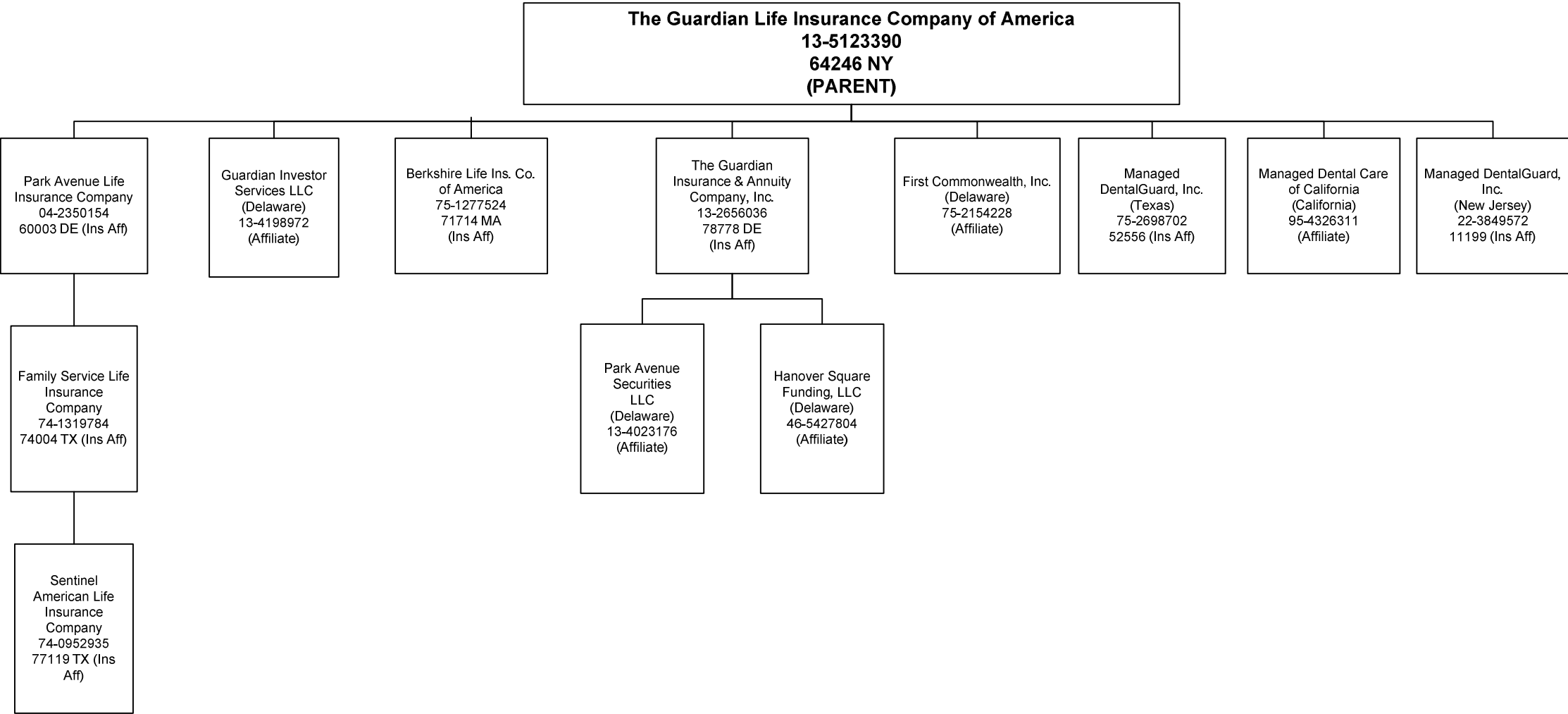
E - Eligible - Reporting entities eligible or approved to write surplus lines in the state.....0

N - None of the above - Not allowed to write business in the state.....56

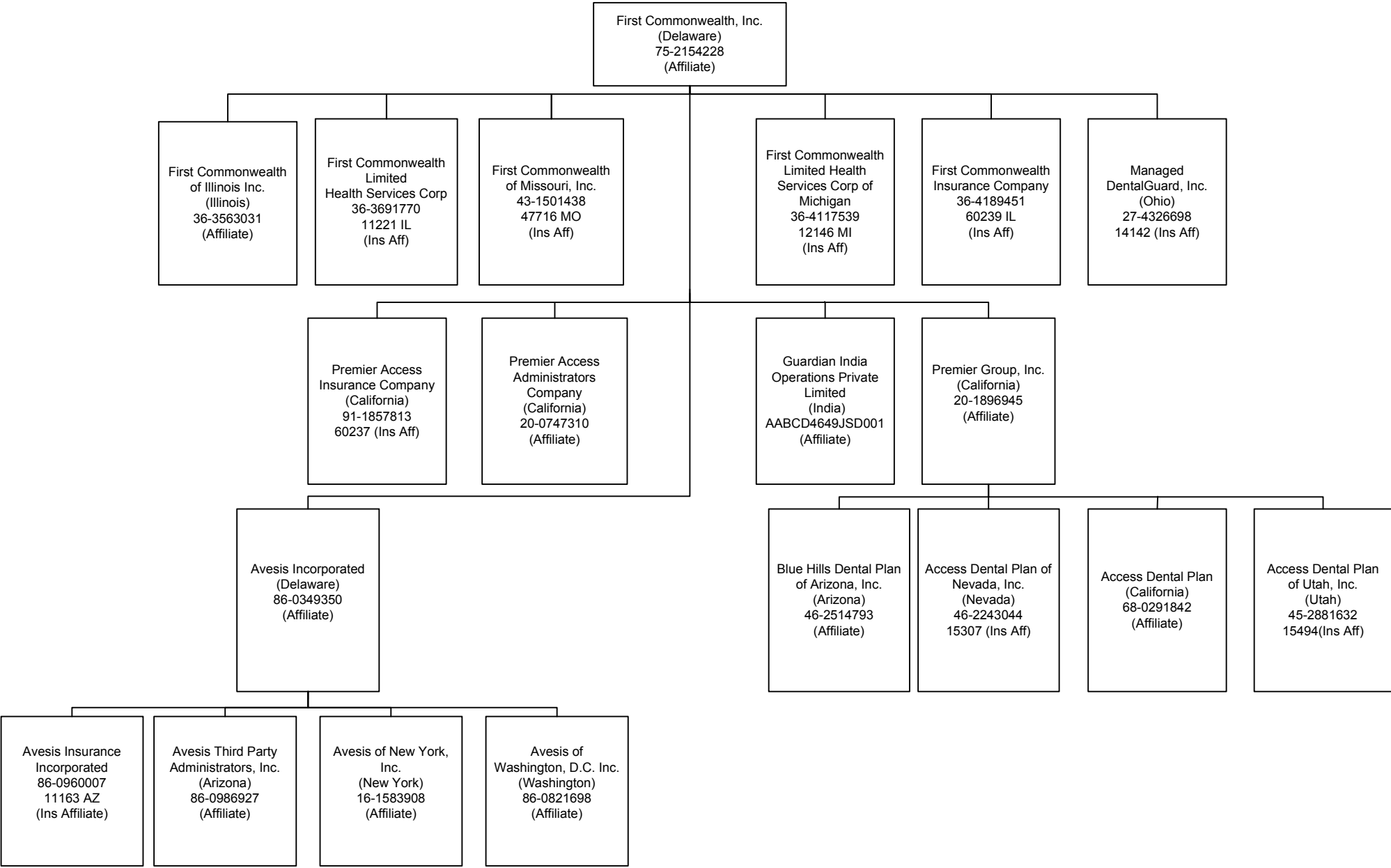
R - Registered - Non-domiciled RRGs.....0

Q - Qualified - Qualified or accredited reinsurer.....0

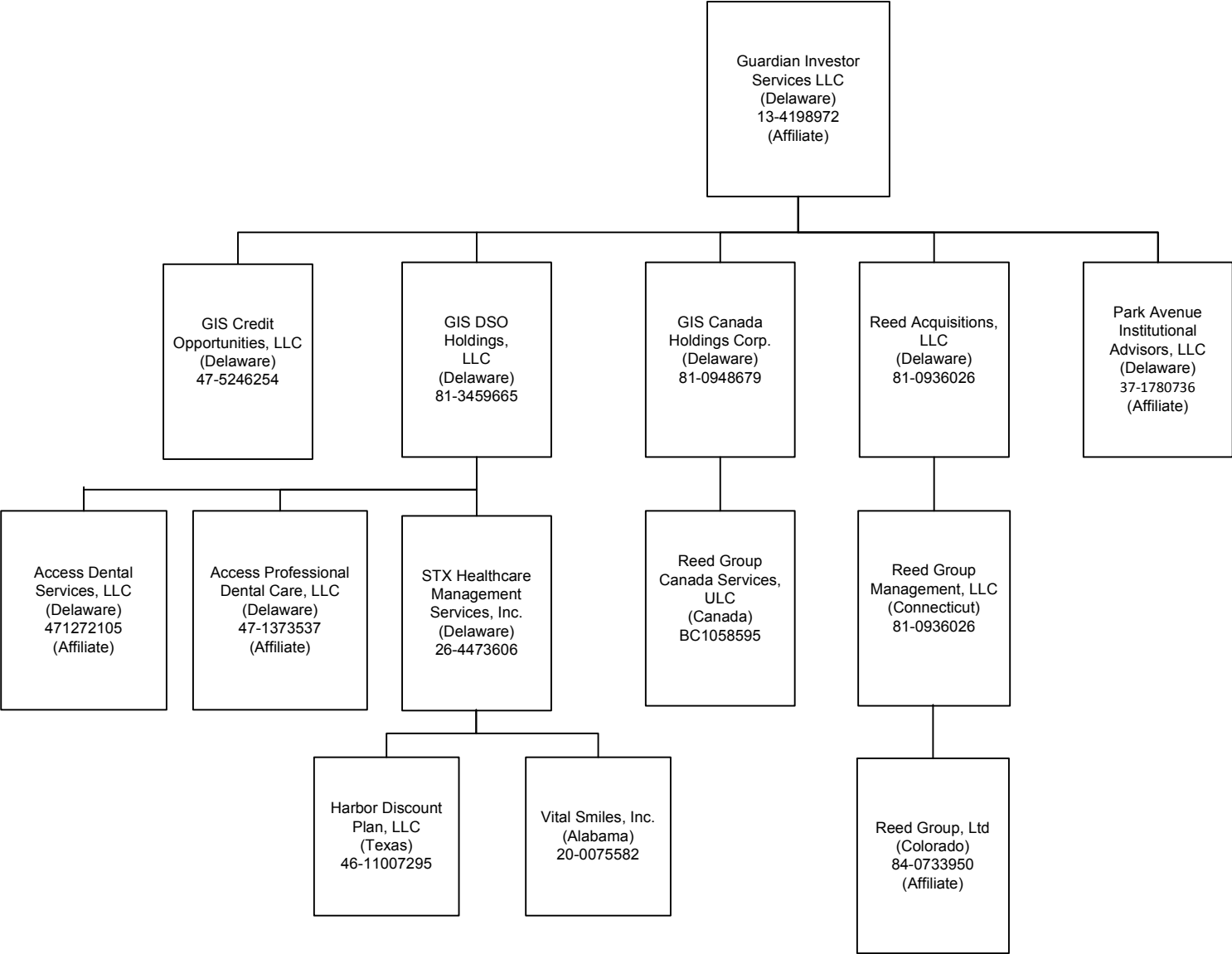
STATEMENT AS OF JUNE 30, 2018 OF THE MANAGED DENTALGUARD INC (OHIO)



STATEMENT AS OF JUNE 30, 2018 OF THE MANAGED DENTALGUARD INC (OHIO)



STATEMENT AS OF JUNE 30, 2018 OF THE MANAGED DENTALGUARD INC (OHIO)





STATEMENT AS OF JUNE 30, 2018 OF THE MANAGED DENTALGUARD INC (OHIO)

SCHEDULE Y  
PART 1A - DETAIL OF INSURANCE HOLDING COMPANY SYSTEM

1	2	3	4	5	6	7	8	9	10	11	12	13	14	15	16
Group Code	Group Name	NAIC Company Code	ID Number	Federal RSSD	CIK	Name of Securities Exchange if Publicly Traded (U.S. or International)	Names of Parent, Subsidiaries Or Affiliates	Domi-ciliary Location	Relation-ship to Reporting Entity	Directly Controlled by (Name of Entity/Person)	Type of Control (Ownership, Board, Management, Attorney-in-Fact, Influence, Other)	If Control is Owner-ship Provide Percen-tage	Ultimate Controlling Entity(ies)/Person(s)	Is an SCA Filing Re-quired? (Y/N)	*
.0429	The Guardian Life Insurance Co. of America	.64246	13-5123390	3081309			The Guardian Life Insurance Co. of America	..NY				0.000	The Guardian Life Insurance Co. of America	..N	
.0429	The Guardian Life Insurance Co. of America	.60003	04-2350154				Park Avenue Life Insurance Company	..DE	..IA	The Guardian Life Insurance Co. of America	Ownership	100.000	The Guardian Life Insurance Co. of America	..N	
.0429	The Guardian Life Insurance Co. of America	.74004	74-1319784				Family Service Life Insurance Company	..TX	..IA	Park Avenue Life Insurance Company	Ownership	100.000	The Guardian Life Insurance Co. of America	..N	
.0429	The Guardian Life Insurance Co. of America	.77119	74-0952935				Sentinel American Life Insurance Company	..TX	..IA	Family Service Life Insurance Company	Ownership	100.000	The Guardian Life Insurance Co. of America	..N	
.0429	The Guardian Life Insurance Co. of America	.78778	13-2656036				The Guardian Insurance & Annuity Co.,Inc.	..DE	..IA	The Guardian Life Insurance Co. of America	Ownership	100.000	The Guardian Life Insurance Co. of America	..N	
.0000	The Guardian Life Insurance Co. of America		13-4023176				Park Avenue Securities LLC	..DE	..NIA	The Guardian Insurance & Annuity Co.,Inc.	Ownership	100.000	The Guardian Life Insurance Co. of America	..N	
.0000	The Guardian Life Insurance Co. of America		95-4326311				Managed Dental Care of California	..CA	..NIA	The Guardian Life Insurance Co. of America	Ownership	100.000	The Guardian Life Insurance Co. of America	..Y	
.0429	The Guardian Life Insurance Co. of America	.11221	36-3691770				First Commonwealth Ltd Health Svs Corp	..IL	..IA	First Commonwealth Inc.	Ownership	100.000	The Guardian Life Insurance Co. of America	..N	
.0000	The Guardian Life Insurance Co. of America		36-3563031				First Commonwealth of Illinois Inc.	..IL	..NIA	First Commonwealth Inc.	Ownership	100.000	The Guardian Life Insurance Co. of America	..N	
.0429	The Guardian Life Insurance Co. of America	.47716	43-1501438				First Commonwealth of Missouri, Inc.	..MO	..IA	First Commonwealth Inc.	Ownership	100.000	The Guardian Life Insurance Co. of America	..N	
.0429	The Guardian Life Insurance Co. of America	.12146	36-4117539				First Commonwealth Ltd Hlth Svs Corp of MI	..MI	..IA	First Commonwealth Inc.	Ownership	100.000	The Guardian Life Insurance Co. of America	..N	
.0429	The Guardian Life Insurance Co. of America	.60239	36-4189451				First Commonwealth Insurance Company	..IL	..IA	First Commonwealth Inc.	Ownership	100.000	The Guardian Life Insurance Co. of America	..N	
.0000	The Guardian Life Insurance Co. of America		75-2154228				First Commonwealth Inc.	..DE	..NIA	The Guardian Life Insurance Co. of America	Ownership	100.000	The Guardian Life Insurance Co. of America	..Y	
.0429	The Guardian Life Insurance Co. of America	.71714	75-1277524	2391878			Berkshire Life Ins. Co. of America	..MA	..IA	The Guardian Life Insurance Co. of America	Ownership	100.000	The Guardian Life Insurance Co. of America	..N	
.0429	The Guardian Life Insurance Co. of America	.52556	75-2698702				Managed DentalGuard Inc. (Texas)	..TX	..IA	The Guardian Life Insurance Co. of America	Ownership	100.000	The Guardian Life Insurance Co. of America	..N	
.0429	The Guardian Life Insurance Co. of America	.11199	22-3849572				Managed DentalGuard Inc. (New Jersey)	..NJ	..IA	The Guardian Life Insurance Co. of America	Ownership	100.000	The Guardian Life Insurance Co. of America	..N	
.0429	The Guardian Life Insurance Co. of America	.14142	27-4326698				Managed DentalGuard Inc. (Ohio)	..OH	..IA	First Commonwealth Inc.	Ownership	100.000	The Guardian Life Insurance Co. of America	..N	
.0000	The Guardian Life Insurance Co. of America		13-4198972				Guardian Investor Services LLC	..DE	..NIA	The Guardian Life Insurance Co. of America	Ownership	100.000	The Guardian Life Insurance Co. of America	..N	
.0000	The Guardian Life Insurance Co. of America		84-0733950				Reed Group, Ltd	..CO	..NIA	Guardian Investor Services LLC	Ownership	100.000	The Guardian Life Insurance Co. of America	..N	
.0000	The Guardian Life Insurance Co. of America		46-5427804				Hanover Square Funding, LLC	..DE	..NIA	The Guardian Insurance & Annuity Co.,Inc.	Ownership	100.000	The Guardian Life Insurance Co. of America	..N	
.0429	The Guardian Life Insurance Co. of America	.60237	91-1857813				Premier Access Insurance Company	..CA	..IA	First Commonwealth Inc.	Ownership	100.000	The Guardian Life Insurance Co. of America	..N	
.0429	The Guardian Life Insurance Co. of America	.15494	45-2881632				Access Dental Plan of Utah, Inc.	..UT	..IA	First Commonwealth Inc.	Ownership	100.000	The Guardian Life Insurance Co. of America	..N	
.0429	The Guardian Life Insurance Co. of America	.15307	46-2243044				Access Dental Plan of Nevada, Inc.	..NV	..IA	First Commonwealth Inc.	Ownership	100.000	The Guardian Life Insurance Co. of America	..N	
.0000	The Guardian Life Insurance Co. of America		47-1373537				Access Professional Dental Care, LLC	..DE	..NIA	Guardian Investor Services LLC	Other	0.000	The Guardian Life Insurance Co. of America	..N	
.0000	The Guardian Life Insurance Co. of America		68-0291842				Access Dental Plan	..CA	..NIA	First Commonwealth Inc.	Ownership	100.000	The Guardian Life Insurance Co. of America	..N	
.0000	The Guardian Life Insurance Co. of America		47-1272105				Access Dental Services, LLC	..DE	..NIA	Guardian Investor Services LLC	Other	0.000	The Guardian Life Insurance Co. of America	..N	
.0000	The Guardian Life Insurance Co. of America						Guardian India Operations Private Limited	..IND	..NIA	First Commonwealth Inc.	Ownership	100.000	The Guardian Life Insurance Co. of America	..N	

STATEMENT AS OF JUNE 30, 2018 OF THE MANAGED DENTALGUARD INC (OHIO)

SCHEDULE Y  
PART 1A - DETAIL OF INSURANCE HOLDING COMPANY SYSTEM

1	2	3	4	5	6	7	8	9	10	11	12	13	14	15	16
Group Code	Group Name	NAIC Company Code	ID Number	Federal RSSD	CIK	Name of Securities Exchange if Publicly Traded (U.S. or International)	Names of Parent, Subsidiaries Or Affiliates	Domi-ciliary Loca-tion	Relation-ship to Reporting Entity	Directly Controlled by (Name of Entity/Person)	Type of Control (Ownership, Board, Management, Attorney-in-Fact, Influence, Other)	If Control is Owner-ship Provide Percen-tage	Ultimate Controlling Entity(ies)/Person(s)	Is an SCA Filing Re-quired? (Y/N)	*
..0000	The Guardian Life Insurance Co. of America		20-0747310				Premier Access Administrators Company	..CA	..NIA	First Commonwealth Inc.	Ownership	100.000	The Guardian Life Insurance Co. of America	..N	
..0000	The Guardian Life Insurance Co. of America		20-1896945				Premier Group, Inc.	..CA	..NIA	First Commonwealth Inc.	Ownership	100.000	The Guardian Life Insurance Co. of America	..N	
..0000	The Guardian Life Insurance Co. of America		46-2514793				Blue Hills Dental Plan of Arizona, Inc.	..AZ	..NIA	First Commonwealth Inc.	Ownership	100.000	The Guardian Life Insurance Co. of America	..N	
..0000	The Guardian Life Insurance Co. of America		86-0349350				Avesis Incorporated	..DE	..IA	First Commonwealth Inc.	Ownership	100.000	The Guardian Life Insurance Co. of America	..N	
..0429	The Guardian Life Insurance Co. of America	..11163	86-0960007				Avesis Insurance Incorporated	..AZ	..NIA	First Commonwealth Inc.	Ownership	100.000	The Guardian Life Insurance Co. of America	..N	
..0000	The Guardian Life Insurance Co. of America		86-0986927				Avesis Third Party Administrators, Inc	..AZ	..NIA	First Commonwealth Inc.	Ownership	100.000	The Guardian Life Insurance Co. of America	..N	
..0000	The Guardian Life Insurance Co. of America		16-1583908				Avesis of New York, Inc	..NY	..NIA	First Commonwealth Inc.	Ownership	100.000	The Guardian Life Insurance Co. of America	..N	
..0000	The Guardian Life Insurance Co. of America		86-0821698				Avesis of Washington D.C, Inc.	..WA	..NIA	First Commonwealth Inc.	Ownership	100.000	The Guardian Life Insurance Co. of America	..N	
..0000	The Guardian Life Insurance Co. of America		37-1780736				Park Avenue Institutional Advisors LLC	..DE	..NIA	Guardian Investor Services LLC	Ownership	100.000	The Guardian Life Insurance Co. of America	..N	
..0000	The Guardian Life Insurance Co. of America		81-0948679				GIS Canada Holdings Corp	..DE	..NIA	Guardian Investor Services LLC	Ownership	100.000	The Guardian Life Insurance Co. of America	..N	
..0000	The Guardian Life Insurance Co. of America						Reed Group Canada Services ULC	..CAN	..NIA	Guardian Investor Services LLC	Ownership	100.000	The Guardian Life Insurance Co. of America	..N	
..0000	The Guardian Life Insurance Co. of America		81-0936026				Reed Acquisitions LLC	..DE	..NIA	Guardian Investor Services LLC	Ownership	100.000	The Guardian Life Insurance Co. of America	..N	
..0000	The Guardian Life Insurance Co. of America		04-3331304				Reed Group Management LLC	..CT	..NIA	Guardian Investor Services LLC	Ownership	100.000	The Guardian Life Insurance Co. of America	..N	
..0000	Ther Guardian Life Insurance Co. of America		81-3459665				GIS DSO Holdings, LLC	..DE	..NIA	Guardian Investor Services, LLC	Ownership	100.000	Ther Guardian Life Insurance Co. of America	..N	
..0000	Ther Guardian Life Insurance Co. of America		26-4473606				STX Healthcare Management Services, Inc.	..DE	..NIA	GIS DSO Holdings, LLC	Ownership	100.000	Ther Guardian Life Insurance Co. of America	..N	
..0000	Ther Guardian Life Insurance Co. of America		20-0075582				Vital Smiles, Inc.	..AL	..NIA	STX Healthcare Management Services, Inc.	Ownership	100.000	Ther Guardian Life Insurance Co. of America	..N	
..0000	Ther Guardian Life Insurance Co. of America						Harbor Discount Plan LLC	..TX	..NIA	STX Healthcare Management Services, Inc.	Ownership	100.000	Ther Guardian Life Insurance Co. of America	..N	
..0000	Ther Guardian Life Insurance Co. of America		47-5246254				GIS Credit Opportunities, LLC	..DE	..NIA	Guardian Investor Services, LLC	Ownership	100.000	Ther Guardian Life Insurance Co. of America	..N	

Asterisk	Explanation

SUPPLEMENTAL EXHIBITS AND SCHEDULES INTERROGATORIES

The following supplemental reports are required to be filed as part of your statement filing. However, in the event that your company does not transact the type of business for which the special report must be filed, your response of NO to the specific interrogatory will be accepted in lieu of filing a "NONE" report and a bar code will be printed below. If the supplement is required of your company but is not being filed for whatever reason enter SEE EXPLANATION and provide an explanation following the interrogatory questions.

Response

1. Will the Medicare Part D Coverage Supplement be filed with the state of domicile and the NAIC with this statement? .....

NO

Explanation:

1.

Bar Code:

1. Medicare Part D Coverage Supplement [Document Identifier 365]



**OVERFLOW PAGE FOR WRITE-INS**

SCHEDULE A - VERIFICATION

Real Estate

	1	2
	Year to Date	Prior Year Ended December 31
1. Book/adjusted carrying value, December 31 of prior year .....		
2. Cost of acquired:		
2.1 Actual cost at time of acquisition .....		
2.2 Additional investment made after acquisition .....		
3. Current year change in encumbrances .....		
4. Total gain (loss) on disposals .....		
5. Deduct amounts received on disposals .....		
6. Total foreign exchange change in book/adjusted carrying value .....		
7. Deduct current year's other than temporary impairment recognized .....		
8. Deduct current year's depreciation .....		
9. Book/adjusted carrying value at the end of current period (Lines 1+2+3+4-5+6-7-8) .....		
10. Deduct total nonadmitted amounts .....		
11. Statement value at end of current period (Line 9 minus Line 10)		

SCHEDULE B - VERIFICATION

Mortgage Loans

	1	2
	Year to Date	Prior Year Ended December 31
1. Book value/recorded investment excluding accrued interest, December 31 of prior year .....		
2. Cost of acquired:		
2.1 Actual cost at time of acquisition .....		
2.2 Additional investment made after acquisition .....		
3. Capitalized deferred interest and other .....		
4. Accrual of discount .....		
5. Unrealized valuation increase (decrease) .....		
6. Total gain (loss) on disposals .....		
7. Deduct amounts received on disposals .....		
8. Deduct amortization of premium and mortgage interest premium and commitment fees .....		
9. Total foreign exchange change in book value/recorded investment excluding accrued interest .....		
10. Deduct current year's other than temporary impairment recognized .....		
11. Book value/recorded investment excluding accrued interest at end of current period (Lines 1+2+3+4+5+6-7-8+9-10) .....		
12. Total valuation allowance .....		
13. Subtotal (Line 11 plus Line 12) .....		
14. Deduct total nonadmitted amounts .....		
15. Statement value at end of current period (Line 13 minus Line 14)		

SCHEDULE BA - VERIFICATION

Other Long-Term Invested Assets

	1	2
	Year to Date	Prior Year Ended December 31
1. Book/adjusted carrying value, December 31 of prior year .....		
2. Cost of acquired:		
2.1 Actual cost at time of acquisition .....		
2.2 Additional investment made after acquisition .....		
3. Capitalized deferred interest and other .....		
4. Accrual of discount .....		
5. Unrealized valuation increase (decrease) .....		
6. Total gain (loss) on disposals .....		
7. Deduct amounts received on disposals .....		
8. Deduct amortization of premium and depreciation .....		
9. Total foreign exchange change in book/adjusted carrying value .....		
10. Deduct current year's other than temporary impairment recognized .....		
11. Book/adjusted carrying value at end of current period (Lines 1+2+3+4+5+6-7-8+9-10) .....		
12. Deduct total nonadmitted amounts .....		
13. Statement value at end of current period (Line 11 minus Line 12)		

SCHEDULE D - VERIFICATION

Bonds and Stocks

	1	2
	Year to Date	Prior Year Ended December 31
1. Book/adjusted carrying value of bonds and stocks, December 31 of prior year .....	472,549	383,558
2. Cost of bonds and stocks acquired .....	290,203	172,947
3. Accrual of discount .....	1,361	1,455
4. Unrealized valuation increase (decrease) .....	0	0
5. Total gain (loss) on disposals .....	0	0
6. Deduct consideration for bonds and stocks disposed of .....	300,000	85,000
7. Deduct amortization of premium .....	0	411
8. Total foreign exchange change in book/adjusted carrying value .....	0	0
9. Deduct current year's other than temporary impairment recognized .....	0	0
10. Total investment income recognized as a result of prepayment penalties and/or acceleration fees .....	0	0
11. Book/adjusted carrying value at end of current period (Lines 1+2+3+4+5-6-7+8-9+10) .....	464,113	472,549
12. Deduct total nonadmitted amounts .....	0	0
13. Statement value at end of current period (Line 11 minus Line 12)	464,113	472,549

SCHEDULE D - PART 1B

Showing the Acquisitions, Dispositions and Non-Trading Activity  
During the Current Quarter for all Bonds and Preferred Stock by NAIC Designation

NAIC Designation	1 Book/Adjusted Carrying Value Beginning of Current Quarter	2 Acquisitions During Current Quarter	3 Dispositions During Current Quarter	4 Non-Trading Activity During Current Quarter	5 Book/Adjusted Carrying Value End of First Quarter	6 Book/Adjusted Carrying Value End of Second Quarter	7 Book/Adjusted Carrying Value End of Third Quarter	8 Book/Adjusted Carrying Value December 31 Prior Year
BONDS								
1. NAIC 1 (a) .....	473,049	290,203	300,000	861	473,049	464,113	0	472,549
2. NAIC 2 (a) .....	0	0	0	0	0	0	0	0
3. NAIC 3 (a) .....	0	0	0	0	0	0	0	0
4. NAIC 4 (a) .....	0	0	0	0	0	0	0	0
5. NAIC 5 (a) .....	0	0	0	0	0	0	0	0
6. NAIC 6 (a) .....	0	0	0	0	0	0	0	0
7. Total Bonds	473,049	290,203	300,000	861	473,049	464,113	0	472,549
PREFERRED STOCK								
8. NAIC 1 .....	0	0	0	0	0	0	0	0
9. NAIC 2 .....	0	0	0	0	0	0	0	0
10. NAIC 3 .....	0	0	0	0	0	0	0	0
11. NAIC 4 .....	0	0	0	0	0	0	0	0
12. NAIC 5 .....	0	0	0	0	0	0	0	0
13. NAIC 6 .....	0	0	0	0	0	0	0	0
14. Total Preferred Stock .....	0	0	0	0	0	0	0	0
15. Total Bonds and Preferred Stock	473,049	290,203	300,000	861	473,049	464,113	0	472,549

(a) Book/Adjusted Carrying Value column for the end of the current reporting period includes the following amount of short-term and cash equivalent bonds by NAIC designation:

NAIC 1 \$ .....0 ; NAIC 2 \$ .....0 ; NAIC 3 \$ .....0 NAIC 4 \$ .....0 ; NAIC 5 \$ .....0 ; NAIC 6 \$ .....0

Schedule DA - Part 1 - Short-Term Investments

**N O N E**

Schedule DA - Verification - Short-Term Investments

**N O N E**

Schedule DB - Part A - Verification - Options, Caps, Floors, Collars, Swaps and Forwards

**N O N E**

Schedule DB - Part B - Verification - Futures Contracts

**N O N E**

Schedule DB - Part C - Section 1 - Replication (Synthetic Asset) Transactions (RSATs) Open

**N O N E**

Schedule DB-Part C-Section 2-Reconciliation of Replication (Synthetic Asset) Transactions Open

**N O N E**

Schedule DB - Verification - Book/Adjusted Carrying Value, Fair Value and Potential Exposure of  
Derivatives

**N O N E**

Schedule E - Part 2 - Verification - Cash Equivalents

**N O N E**

Schedule A - Part 2 - Real Estate Acquired and Additions Made

**N O N E**

Schedule A - Part 3 - Real Estate Disposed

**N O N E**

Schedule B - Part 2 - Mortgage Loans Acquired and Additions Made

**N O N E**

Schedule B - Part 3 - Mortgage Loans Disposed, Transferred or Repaid

**N O N E**

Schedule BA - Part 2 - Other Long-Term Invested Assets Acquired and Additions Made

**N O N E**

Schedule BA - Part 3 - Other Long-Term Invested Assets Disposed, Transferred or Repaid

**N O N E**

## STATEMENT AS OF JUNE 30, 2018 OF THE MANAGED DENTALGUARD INC (OHIO)

## SCHEDULE D - PART 3

Show All Long-Term Bonds and Stock Acquired During the Current Quarter

[illegible]

(a) For all common stock bearing the NAIC market indicator "U" provide: the number of such issues .....0



STATEMENT AS OF JUNE 30, 2018 OF THE MANAGED DENTALGUARD INC (OHIO)

SCHEDULE D - PART 4

Show All Long-Term Bonds and Stock Sold, Redeemed or Otherwise Disposed of During the Current Quarter

1	2	3	4	5	6	7	8	9	10	Change In Book/Adjusted Carrying Value					16	17	18	19	20	21	22
										11	12	13	14	15							
CUSIP Ident- ification	Description	For- eign	Disposal Date	Name of Purchaser	Number of Shares of Stock	Consid- eration	Par Value	Actual Cost	Prior Year Book/ Adjusted Carrying Value	Unrealized Valuation Increase/ (Decrease)	Current Year's (Amor- tization)/ Accretion	Current Year's Other Than Temporary Impairment Recog- nized	Total Change in Book/ Adjusted Carrying Value (11 + 12 - 13)	Total Foreign Exchange Change in Book /Adjusted Carrying Value	Book/ Adjusted Carrying Value at Disposal Date	Foreign Exchange Gain (Loss) on Disposal	Realized Gain (Loss) on Disposal	Total Gain (Loss) on Disposal	Bond Interest/ Stock Dividends Received During Year	Stated Con- tractual Maturity Date	NAIC Desig- nation or Market In- dicator (a)
912828-UZ-1	US GOVERNMENT TREAS BILL 0 5/8% Due 4/30/2018 A031 0.625% 04/30/18		04/30/2018	Maturity		300,000	300,000	295,471	299,547	0	453	0	453	0	300,000	0	0	0	938	04/30/2018	1
0599999	Subtotal - Bonds - U.S. Governments					300,000	300,000	295,471	299,547	0	453	0	453	0	300,000	0	0	0	938	XXX	XXX
8399997	Total - Bonds - Part 4					300,000	300,000	295,471	299,547	0	453	0	453	0	300,000	0	0	0	938	XXX	XXX
8399998	Total - Bonds - Part 5					XXX	XXX	XXX	XXX	XXX	XXX	XXX	XXX	XXX	XXX	XXX	XXX	XXX	XXX	XXX	XXX
8399999	Total - Bonds					300,000	300,000	295,471	299,547	0	453	0	453	0	300,000	0	0	0	938	XXX	XXX
8999997	Total - Preferred Stocks - Part 4					0	XXX	0	0	0	0	0	0	0	0	0	0	0	0	XXX	XXX
8999998	Total - Preferred Stocks - Part 5					XXX	XXX	XXX	XXX	XXX	XXX	XXX	XXX	XXX	XXX	XXX	XXX	XXX	XXX	XXX	XXX
8999999	Total - Preferred Stocks					0	XXX	0	0	0	0	0	0	0	0	0	0	0	0	XXX	XXX
9799997	Total - Common Stocks - Part 4					0	XXX	0	0	0	0	0	0	0	0	0	0	0	0	XXX	XXX
9799998	Total - Common Stocks - Part 5					XXX	XXX	XXX	XXX	XXX	XXX	XXX	XXX	XXX	XXX	XXX	XXX	XXX	XXX	XXX	XXX
9799999	Total - Common Stocks					0	XXX	0	0	0	0	0	0	0	0	0	0	0	0	XXX	XXX
9899999	Total - Preferred and Common Stocks					0	XXX	0	0	0	0	0	0	0	0	0	0	0	0	XXX	XXX
9999999	Totals					300,000	XXX	295,471	299,547	0	453	0	453	0	300,000	0	0	0	938	XXX	XXX

(a) For all common stock bearing the NAIC market indicator "U" provide: the number of such issues.....0

Schedule DB - Part A - Section 1 - Options, Caps, Floors, Collars, Swaps and Forwards Open

**N O N E**

Schedule DB - Part B - Section 1 - Futures Contracts Open

**N O N E**

Schedule DB - Part B - Section 1B - Brokers with whom cash deposits have been made

**N O N E**

Schedule DB - Part D - Section 1 - Counterparty Exposure for Derivative Instruments Open

**N O N E**

Schedule DB - Part D-Section 2 - Collateral for Derivative Instruments Open - Pledged By

**N O N E**

Schedule DB - Part D-Section 2 - Collateral for Derivative Instruments Open - Pledged To

**N O N E**

Schedule DL - Part 1 - Reinvested Collateral Assets Owned

**N O N E**

Schedule DL - Part 2 - Reinvested Collateral Assets Owned

**N O N E**

## SCHEDULE E - PART 1 - CASH

[illegible]

## STATEMENT AS OF JUNE 30, 2018 OF THE MANAGED DENTALGUARD INC (OHIO)

## SCHEDULE E - PART 2 - CASH EQUIVALENTS

Show Investments Owned End of Current Quarter

1	2	3	4	5	6	7	8	9
CUSIP	Description	Code	Date Acquired	Rate of Interest	Maturity Date	Book/Adjusted Carrying Value	Amount of Interest Due and Accrued	Amount Received During Year
NONE								
8899999 - Total Cash Equivalents								