



HEALTH QUARTERLY STATEMENT
AS OF JUNE 30, 2018
OF THE CONDITION AND AFFAIRS OF THE
UnitedHealthcare Community Plan of Ohio, Inc.

NAIC Group Code 0707 0707 NAIC Company Code 12323 Employer's ID Number 56-2451429
(Current) (Prior)
Organized under the Laws of Ohio, State of Domicile or Port of Entry OH
Country of Domicile United States of America
Licensed as business type: Health Maintenance Organization
Is HMO Federally Qualified? Yes [] No [X]
Incorporated/Organized 03/29/2004 Commenced Business 10/01/2005
Statutory Home Office 9200 Worthington Road OH020-1000 Westerville, OH, US 43082
(Street and Number) (City or Town, State, Country and Zip Code)
Main Administrative Office 9800 Health Care Lane MN006-W500
(Street and Number)
Minnetonka, MN, US 55343 952-931-4014
(City or Town, State, Country and Zip Code) (Area Code) (Telephone Number)
Mail Address 9800 Health Care Lane MN006-W500 Minnetonka, MN, US 55343
(Street and Number or P.O. Box) (City or Town, State, Country and Zip Code)
Primary Location of Books and Records 9800 Health Care Lane MN006-W500
(Street and Number)
Minnetonka, MN, US 55343 952-931-4014
(City or Town, State, Country and Zip Code) (Area Code) (Telephone Number)
Internet Website Address www.uhccommunityplan.com
Statutory Statement Contact Rachel Ivelisse Ramos 952-406-4923
(Name) (Area Code) (Telephone Number)
rachel_ramos@uhc.com 952-931-4651
(E-mail Address) (FAX Number)

OFFICERS

President, Chief Executive Officer Tracy Lynn Davidson Chief Financial Officer Dale Ray Moore
Secretary Christina Regina Palme-Krizak

OTHER

Nyle Brent Cottingham, Vice President Heather Anastasia Lang Jacobsen, Assistant Secretary

DIRECTORS OR TRUSTEES

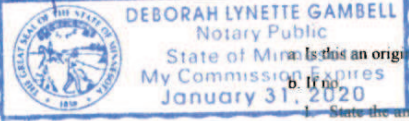
Richard Gordon Dunlop Joseph Gilbert Gaudio Yasmine Herminia Winkler

State of Ohio State of MINNESOTA State of Ohio
County of Delaware County of HENNEPIN County of Delaware

The officers of this reporting entity being duly sworn, each depose and say that they are the described officers of said reporting entity, and that on the reporting period stated above, all of the herein described assets were the absolute property of the said reporting entity, free and clear from any liens or claims thereon, except as herein stated, and that this statement, together with related exhibits, schedules and explanations therein contained, annexed or referred to, is a full and true statement of all the assets and liabilities and of the condition and affairs of the said reporting entity as of the reporting period stated above, and of its income and deductions there from for the period ended, and have been completed in accordance with the NAIC Annual Statement Instructions and Accounting Practices and Procedures manual except to the extent that: (1) state law may differ; or, (2) that state rules or regulations require differences in reporting not related to accounting practices and procedures, according to the best of their information, knowledge and belief, respectively. Furthermore, the scope of this attestation by the described officers also includes the related corresponding electronic filing with the NAIC, when required, that is an exact copy (except for formatting differences due to electronic filing) of the enclosed statement. The electronic filing may be requested by various regulators in lieu of or in addition to the enclosed statement.

Tracy Lynn Davidson Christina Regina Palme-Krizak Dale Ray Moore
President, Chief Executive Officer Secretary Chief Financial Officer

Subscribed and sworn to before me this 23rd day of July 2018 Subscribed and sworn to before me this 23rd day of July 2018 Subscribed and sworn to before me this 23rd day of July 2018
Carol A. Hauger Deborah Lynette Gambell Carol A. Hauger



Is this an original filing? Yes [X] No []
1. State the amendment number.....
2. Date filed.....
3. Number of pages attached.....

ASSETS

	Current Statement Date			4 December 31 Prior Year Net Admitted Assets
	1 Assets	2 Nonadmitted Assets	3 Net Admitted Assets (Cols. 1 - 2)	
1. Bonds	327,556,575	0	327,556,575	291,940,871
2. Stocks:				
2.1 Preferred stocks	0	0	0	0
2.2 Common stocks	0	0	0	0
3. Mortgage loans on real estate:				
3.1 First liens	0	0	0	0
3.2 Other than first liens.....	0	0	0	0
4. Real estate:				
4.1 Properties occupied by the company (less \$0 encumbrances)	0	0	0	0
4.2 Properties held for the production of income (less \$0 encumbrances)	0	0	0	0
4.3 Properties held for sale (less \$0 encumbrances)	0	0	0	0
5. Cash (\$1,000,134), cash equivalents (\$110,741,823) and short-term investments (\$10,163,064)	121,905,021	0	121,905,021	126,710,942
6. Contract loans (including \$0 premium notes)	0	0	0	0
7. Derivatives	0	0	0	0
8. Other invested assets	0	0	0	0
9. Receivables for securities	0	0	0	0
10. Securities lending reinvested collateral assets	0	0	0	0
11. Aggregate write-ins for invested assets	0	0	0	0
12. Subtotals, cash and invested assets (Lines 1 to 11)	449,461,596	0	449,461,596	418,651,813
13. Title plants less \$0 charged off (for Title insurers only)	0	0	0	0
14. Investment income due and accrued	2,618,555	0	2,618,555	2,361,658
15. Premiums and considerations:				
15.1 Uncollected premiums and agents' balances in the course of collection	31,674,468	0	31,674,468	13,199,050
15.2 Deferred premiums, agents' balances and installments booked but deferred and not yet due (including \$0 earned but unbilled premiums)	0	0	0	0
15.3 Accrued retrospective premiums (\$1,298,173) and contracts subject to redetermination (\$39,304,749)	40,602,922	0	40,602,922	20,386,348
16. Reinsurance:				
16.1 Amounts recoverable from reinsurers	0	0	0	8,569,296
16.2 Funds held by or deposited with reinsured companies	0	0	0	0
16.3 Other amounts receivable under reinsurance contracts	0	0	0	0
17. Amounts receivable relating to uninsured plans	7,482,423	0	7,482,423	7,172,343
18.1 Current federal and foreign income tax recoverable and interest thereon	0	0	0	0
18.2 Net deferred tax asset	1,914,385	0	1,914,385	1,626,755
19. Guaranty funds receivable or on deposit	0	0	0	0
20. Electronic data processing equipment and software	0	0	0	0
21. Furniture and equipment, including health care delivery assets (\$0)	0	0	0	0
22. Net adjustment in assets and liabilities due to foreign exchange rates	0	0	0	0
23. Receivables from parent, subsidiaries and affiliates	0	0	0	0
24. Health care (\$22,998,135) and other amounts receivable	30,665,352	7,667,217	22,998,135	22,049,723
25. Aggregate write-ins for other than invested assets	0	0	0	562,061
26. Total assets excluding Separate Accounts, Segregated Accounts and Protected Cell Accounts (Lines 12 to 25)	564,419,701	7,667,217	556,752,484	494,579,047
27. From Separate Accounts, Segregated Accounts and Protected Cell Accounts	0	0	0	0
28. Total (Lines 26 and 27)	564,419,701	7,667,217	556,752,484	494,579,047
DETAILS OF WRITE-INS				
1101.				
1102.				
1103.				
1198. Summary of remaining write-ins for Line 11 from overflow page	0	0	0	0
1199. Totals (Lines 1101 through 1103 plus 1198)(Line 11 above)	0	0	0	0
2501. Reinsurance Premiums Receivable	0	0	0	562,061
2502.				
2503.				
2598. Summary of remaining write-ins for Line 25 from overflow page	0	0	0	0
2599. Totals (Lines 2501 through 2503 plus 2598)(Line 25 above)	0	0	0	562,061

LIABILITIES, CAPITAL AND SURPLUS

	Current Period			Prior Year
	1 Covered	2 Uncovered	3 Total	4 Total
1. Claims unpaid (less \$11,979,736 reinsurance ceded)	147,741,840	0	147,741,840	158,519,304
2. Accrued medical incentive pool and bonus amounts	297,493	0	297,493	537,280
3. Unpaid claims adjustment expenses	2,260,525	0	2,260,525	2,058,097
4. Aggregate health policy reserves, including the liability of \$0 for medical loss ratio rebate per the Public Health Service Act	946,075	0	946,075	2,753,386
5. Aggregate life policy reserves	0	0	0	0
6. Property/casualty unearned premium reserve	0	0	0	0
7. Aggregate health claim reserves	6,264,262	0	6,264,262	6,199,716
8. Premiums received in advance	23,146,500	0	23,146,500	0
9. General expenses due or accrued	58,386,694	0	58,386,694	32,858,812
10.1 Current federal and foreign income tax payable and interest thereon (including \$0 on realized gains (losses))	3,223,343	0	3,223,343	6,939,702
10.2 Net deferred tax liability	212	0	212	0
11. Ceded reinsurance premiums payable	199,672	0	199,672	0
12. Amounts withheld or retained for the account of others.....	0	0	0	0
13. Remittances and items not allocated	25,127	0	25,127	0
14. Borrowed money (including \$0 current) and interest thereon \$0 (including \$0 current)	0	0	0	0
15. Amounts due to parent, subsidiaries and affiliates	16,663,727	0	16,663,727	9,363,999
16. Derivatives	0	0	0	0
17. Payable for securities	507,872	0	507,872	0
18. Payable for securities lending	0	0	0	0
19. Funds held under reinsurance treaties (with \$0 authorized reinsurers, \$0 unauthorized reinsurers and \$0 certified reinsurers).....	0	0	0	0
20. Reinsurance in unauthorized and certified (\$0) companies	0	0	0	0
21. Net adjustments in assets and liabilities due to foreign exchange rates	0	0	0	0
22. Liability for amounts held under uninsured plans	0	0	0	2,204,731
23. Aggregate write-ins for other liabilities (including \$16,874 current)	16,874	0	16,874	15,255
24. Total liabilities (Lines 1 to 23)	259,680,216	0	259,680,216	221,450,282
25. Aggregate write-ins for special surplus funds	XXX	XXX	0	38,183,585
26. Common capital stock	XXX	XXX	1,000	1,000
27. Preferred capital stock	XXX	XXX	0	0
28. Gross paid in and contributed surplus	XXX	XXX	21,227,057	21,227,057
29. Surplus notes	XXX	XXX	0	0
30. Aggregate write-ins for other than special surplus funds	XXX	XXX	0	0
31. Unassigned funds (surplus)	XXX	XXX	275,844,211	213,717,123
32. Less treasury stock, at cost:				
32.10 shares common (value included in Line 26 \$0)	XXX	XXX	0	0
32.20 shares preferred (value included in Line 27 \$0)	XXX	XXX	0	0
33. Total capital and surplus (Lines 25 to 31 minus Line 32)	XXX	XXX	297,072,268	273,128,765
34. Total liabilities, capital and surplus (Lines 24 and 33)	XXX	XXX	556,752,484	494,579,047
DETAILS OF WRITE-INS				
2301. Unclaimed Property	16,874	0	16,874	15,255
2302.				
2303.				
2398. Summary of remaining write-ins for Line 23 from overflow page	0	0	0	0
2399. Totals (Lines 2301 through 2303 plus 2398)(Line 23 above)	16,874	0	16,874	15,255
2501. Section 9010 ACA Subsequent Fee Year Assessment	XXX	XXX	0	38,183,585
2502.	XXX	XXX		
2503.	XXX	XXX		
2598. Summary of remaining write-ins for Line 25 from overflow page	XXX	XXX	0	0
2599. Totals (Lines 2501 through 2503 plus 2598)(Line 25 above)	XXX	XXX	0	38,183,585
3001.	XXX	XXX		
3002.	XXX	XXX		
3003.	XXX	XXX		
3098. Summary of remaining write-ins for Line 30 from overflow page	XXX	XXX	0	0
3099. Totals (Lines 3001 through 3003 plus 3098)(Line 30 above)	XXX	XXX	0	0

STATEMENT OF REVENUE AND EXPENSES

	Current Year To Date		Prior Year To Date	Prior Year Ended December 31
	1 Uncovered	2 Total	3 Total	4 Total
1. Member Months	XXX	1,934,540	1,818,577	3,703,252
2. Net premium income (including \$0 non-health premium income).....	XXX	1,207,410,479	1,085,556,103	2,229,056,944
3. Change in unearned premium reserves and reserve for rate credits.....	XXX	2,803,459	328,200	2,791,165
4. Fee-for-service (net of \$0 medical expenses).....	XXX	0	0	0
5. Risk revenue	XXX	0	0	0
6. Aggregate write-ins for other health care related revenues	XXX	0	0	0
7. Aggregate write-ins for other non-health revenues	XXX	0	0	0
8. Total revenues (Lines 2 to 7)	XXX	1,210,213,938	1,085,884,303	2,231,848,109
Hospital and Medical:				
9. Hospital/medical benefits	0	766,867,517	716,931,948	1,453,568,444
10. Other professional services	0	23,002,450	21,523,576	41,817,260
11. Outside referrals	0	0	0	0
12. Emergency room and out-of-area	0	0	0	0
13. Prescription drugs	0	181,952,006	156,412,173	321,601,065
14. Aggregate write-ins for other hospital and medical	0	0	0	0
15. Incentive pool, withhold adjustments and bonus amounts	0	(30,566)	37,928	609,565
16. Subtotal (Lines 9 to 15)	0	971,791,407	894,905,625	1,817,596,334
Less:				
17. Net reinsurance recoveries	0	20,132,903	15,758,553	20,708,592
18. Total hospital and medical (Lines 16 minus 17)	0	951,658,504	879,147,072	1,796,887,742
19. Non-health claims (net)	0	0	0	0
20. Claims adjustment expenses, including \$31,274,034 cost containment expenses	0	47,719,918	50,587,921	99,533,394
21. General administrative expenses	0	142,693,369	111,453,357	222,901,154
22. Increase in reserves for life and accident and health contracts (including \$0 increase in reserves for life only)	0	0	0	0
23. Total underwriting deductions (Lines 18 through 22).....	0	1,142,071,791	1,041,188,350	2,119,322,290
24. Net underwriting gain or (loss) (Lines 8 minus 23)	XXX	68,142,147	44,695,953	112,525,819
25. Net investment income earned	0	4,622,555	3,333,290	7,067,295
26. Net realized capital gains (losses) less capital gains tax of \$27,692	0	(123,922)	88,213	16,955
27. Net investment gains (losses) (Lines 25 plus 26)	0	4,498,633	3,421,503	7,084,250
28. Net gain or (loss) from agents' or premium balances charged off [(amount recovered \$0) (amount charged off \$0)].....	0	0	0	0
29. Aggregate write-ins for other income or expenses	0	(12,000)	0	(23,307)
30. Net income or (loss) after capital gains tax and before all other federal income taxes (Lines 24 plus 27 plus 28 plus 29)	XXX	72,628,780	48,117,456	119,586,762
31. Federal and foreign income taxes incurred	XXX	22,604,036	16,054,080	40,777,077
32. Net income (loss) (Lines 30 minus 31)	XXX	50,024,744	32,063,376	78,809,685
DETAILS OF WRITE-INS				
0601.	XXX			
0602.	XXX			
0603.	XXX			
0698. Summary of remaining write-ins for Line 6 from overflow page	XXX	0	0	0
0699. Totals (Lines 0601 through 0603 plus 0698)(Line 6 above)	XXX	0	0	0
0701.	XXX			
0702.	XXX			
0703.	XXX			
0798. Summary of remaining write-ins for Line 7 from overflow page	XXX	0	0	0
0799. Totals (Lines 0701 through 0703 plus 0798)(Line 7 above)	XXX	0	0	0
1401.				
1402.				
1403.				
1498. Summary of remaining write-ins for Line 14 from overflow page	0	0	0	0
1499. Totals (Lines 1401 through 1403 plus 1498)(Line 14 above)	0	0	0	0
2901. Fines & Penalties	0	(12,000)	0	(24,472)
2902. Other Income	0	0	0	1,165
2903.				
2998. Summary of remaining write-ins for Line 29 from overflow page	0	0	0	0
2999. Totals (Lines 2901 through 2903 plus 2998)(Line 29 above)	0	(12,000)	0	(23,307)

STATEMENT OF REVENUE AND EXPENSES (Continued)

	1 Current Year to Date	2 Prior Year to Date	3 Prior Year Ended December 31
CAPITAL AND SURPLUS ACCOUNT			
33. Capital and surplus prior reporting year.....	273,128,765	219,739,336	219,739,336
34. Net income or (loss) from Line 32	50,024,744	32,063,376	78,809,685
35. Change in valuation basis of aggregate policy and claim reserves	0	0	0
36. Change in net unrealized capital gains (losses) less capital gains tax of \$(212)	797	0	0
37. Change in net unrealized foreign exchange capital gain or (loss)	0	0	0
38. Change in net deferred income tax	287,630	1,595,053	(767,351)
39. Change in nonadmitted assets	(1,369,668)	(4,557,294)	(1,752,905)
40. Change in unauthorized and certified reinsurance	0	0	0
41. Change in treasury stock	0	0	0
42. Change in surplus notes	0	0	0
43. Cumulative effect of changes in accounting principles.....	0	0	0
44. Capital Changes:			
44.1 Paid in	0	0	0
44.2 Transferred from surplus (Stock Dividend).....	0	0	0
44.3 Transferred to surplus.....	0	0	0
45. Surplus adjustments:			
45.1 Paid in	0	0	0
45.2 Transferred to capital (Stock Dividend)	0	0	0
45.3 Transferred from capital	0	0	0
46. Dividends to stockholders	(25,000,000)	0	(22,900,000)
47. Aggregate write-ins for gains or (losses) in surplus	0	0	0
48. Net change in capital & surplus (Lines 34 to 47)	23,943,503	29,101,135	53,389,429
49. Capital and surplus end of reporting period (Line 33 plus 48)	297,072,268	248,840,471	273,128,765
DETAILS OF WRITE-INS			
4701.			
4702.			
4703.			
4798. Summary of remaining write-ins for Line 47 from overflow page	0	0	0
4799. Totals (Lines 4701 through 4703 plus 4798)(Line 47 above)	0	0	0

CASH FLOW

	1 Current Year To Date	2 Prior Year To Date	3 Prior Year Ended December 31
Cash from Operations			
1. Premiums collected net of reinsurance	1,193,622,868	1,082,734,725	2,219,768,261
2. Net investment income	6,030,308	5,264,388	10,853,441
3. Miscellaneous income	0	0	0
4. Total (Lines 1 to 3)	1,199,653,176	1,087,999,113	2,230,621,702
5. Benefit and loss related payments	956,359,993	889,882,772	1,795,107,777
6. Net transfers to Separate Accounts, Segregated Accounts and Protected Cell Accounts	0	0	0
7. Commissions, expenses paid and aggregate write-ins for deductions	167,212,228	165,839,662	314,937,809
8. Dividends paid to policyholders	0	0	0
9. Federal and foreign income taxes paid (recovered) net of \$0 tax on capital gains (losses)	26,292,703	25,011,000	39,353,362
10. Total (Lines 5 through 9)	1,149,864,924	1,080,733,434	2,149,398,948
11. Net cash from operations (Line 4 minus Line 10)	49,788,252	7,265,679	81,222,754
Cash from Investments			
12. Proceeds from investments sold, matured or repaid:			
12.1 Bonds	40,424,339	28,557,928	65,283,817
12.2 Stocks	0	0	0
12.3 Mortgage loans	0	0	0
12.4 Real estate	0	0	0
12.5 Other invested assets	0	0	0
12.6 Net gains or (losses) on cash, cash equivalents and short-term investments	1,049	86	81
12.7 Miscellaneous proceeds	507,872	0	0
12.8 Total investment proceeds (Lines 12.1 to 12.7)	40,933,260	28,558,014	65,283,898
13. Cost of investments acquired (long-term only):			
13.1 Bonds	77,853,908	33,510,025	69,573,331
13.2 Stocks	0	0	0
13.3 Mortgage loans	0	0	0
13.4 Real estate	0	0	0
13.5 Other invested assets	0	0	0
13.6 Miscellaneous applications	0	3,657,777	3,657,777
13.7 Total investments acquired (Lines 13.1 to 13.6)	77,853,908	37,167,802	73,231,108
14. Net increase (or decrease) in contract loans and premium notes	0	0	0
15. Net cash from investments (Line 12.8 minus Line 13.7 and Line 14)	(36,920,648)	(8,609,788)	(7,947,210)
Cash from Financing and Miscellaneous Sources			
16. Cash provided (applied):			
16.1 Surplus notes, capital notes	0	0	0
16.2 Capital and paid in surplus, less treasury stock	0	0	0
16.3 Borrowed funds	0	0	0
16.4 Net deposits on deposit-type contracts and other insurance liabilities	0	0	0
16.5 Dividends to stockholders	25,000,000	0	22,900,000
16.6 Other cash provided (applied)	7,326,475	(718,287)	(10,558,345)
17. Net cash from financing and miscellaneous sources (Line 16.1 through Line 16.4 minus Line 16.5 plus Line 16.6)	(17,673,525)	(718,287)	(33,458,345)
RECONCILIATION OF CASH, CASH EQUIVALENTS AND SHORT-TERM INVESTMENTS			
18. Net change in cash, cash equivalents and short-term investments (Line 11, plus Lines 15 and 17) ..	(4,805,921)	(2,062,396)	39,817,199
19. Cash, cash equivalents and short-term investments:			
19.1 Beginning of year	126,710,942	86,893,744	86,893,743
19.2 End of period (Line 18 plus Line 19.1)	121,905,021	84,831,348	126,710,942

Note: Supplemental disclosures of cash flow information for non-cash transactions:

--	--	--	--

EXHIBIT OF PREMIUMS, ENROLLMENT AND UTILIZATION

	1 Total	Comprehensive (Hospital & Medical)		4 Medicare Supplement	5 Vision Only	6 Dental Only	7 Federal Employees Health Benefit Plan	8 Title XVIII Medicare	9 Title XIX Medicaid	10 Other
		2 Individual	3 Group							
Total Members at end of:										
1. Prior Year	312,886	0	0	0	0	0	0	0	312,886	0
2. First Quarter	319,898	0	0	0	0	0	0	0	319,898	0
3. Second Quarter	316,960	0	0	0	0	0	0	0	316,960	0
4. Third Quarter	0	0	0	0	0	0	0	0	0	0
5. Current Year	0	0	0	0	0	0	0	0	0	0
6. Current Year Member Months	1,934,540	0	0	0	0	0	0	0	1,934,540	0
Total Member Ambulatory Encounters for Period:										
7. Physician	1,699,167	0	0	0	0	0	0	0	1,699,167	0
8. Non-Physician	1,233,783	0	0	0	0	0	0	0	1,233,783	0
9. Total	2,932,950	0	0	0	0	0	0	0	2,932,950	0
10. Hospital Patient Days Incurred	1,035,919	0	0	0	0	0	0	0	1,035,919	0
11. Number of Inpatient Admissions	55,506	0	0	0	0	0	0	0	55,506	0
12. Health Premiums Written (a)	1,218,703,412	0	0	0	0	0	0	0	1,218,703,412	0
13. Life Premiums Direct	0	0	0	0	0	0	0	0	0	0
14. Property/Casualty Premiums Written	0	0	0	0	0	0	0	0	0	0
15. Health Premiums Earned	1,221,506,871	0	0	0	0	0	0	0	1,221,506,871	0
16. Property/Casualty Premiums Earned	0	0	0	0	0	0	0	0	0	0
17. Amount Paid for Provision of Health Care Services.....	978,650,436	0	0	0	0	0	0	0	978,650,436	0
18. Amount Incurred for Provision of Health Care Services	971,791,407	0	0	0	0	0	0	0	971,791,407	0

(a) For health premiums written: amount of Medicare Title XVIII exempt from state taxes or fees \$ 159,579,053

CLAIMS UNPAID AND INCENTIVE POOL, WITHHOLD AND BONUS (Reported and Unreported)

UNDERWRITING AND INVESTMENT EXHIBIT

ANALYSIS OF CLAIMS UNPAID - PRIOR YEAR - NET OF REINSURANCE

Line of Business	Claims Paid Year to Date		Liability End of Current Quarter		5 Claims Incurred in Prior Years (Columns 1 + 3)	6 Estimated Claim Reserve and Claim Liability December 31 of Prior Year
	1 On Claims Incurred Prior to January 1 of Current Year	2 On Claims Incurred During the Year	3 On Claims Unpaid Dec. 31 of Prior Year	4 On Claims Incurred During the Year		
1. Comprehensive (hospital and medical)	0	0	0	0	0	0
2. Medicare Supplement	0	0	0	0	0	0
3. Dental Only	0	0	0	0	0	0
4. Vision Only	0	0	0	0	0	0
5. Federal Employees Health Benefits Plan	0	0	0	0	0	0
6. Title XVIII - Medicare	0	0	0	0	0	0
7. Title XIX - Medicaid	127,613,924	837,106,144	6,166,099	147,840,003	133,780,023	164,719,020
8. Other health	0	0	0	0	0	0
9. Health subtotal (Lines 1 to 8)	127,613,924	837,106,144	6,166,099	147,840,003	133,780,023	164,719,020
10. Healthcare receivables (a)	9,305,019	18,360,312	0	3,000,021	9,305,019	28,347,272
11. Other non-health	0	0	0	0	0	0
12. Medical incentive pools and bonus amounts	198,996	10,225	297,493	0	496,489	537,281
13. Totals (Lines 9-10+11+12)	118,507,901	818,756,057	6,463,592	144,839,982	124,971,493	136,909,029

(a) Excludes \$ 0 loans or advances to providers not yet expensed.

NOTES TO FINANCIAL STATEMENTS

1. SUMMARY OF SIGNIFICANT ACCOUNTING POLICIES AND GOING CONCERN

A. Accounting Practices

The statutory basis financial statements of UnitedHealthcare Community Plan of Ohio, Inc. (the “Company”) are presented on the basis of accounting practices prescribed and permitted by the Ohio Department of Insurance (“ODI”).

The ODI recognizes only statutory accounting practices, prescribed and permitted by the State of Ohio, for determining and reporting the financial condition and results of operations of a health insuring corporation (“HIC”), for determining its solvency under Ohio Insurance Law. The state prescribes the use of the National Association of Insurance Commissioners’ (“NAIC”) Accounting Practices and Procedures manual (“NAIC SAP”) in effect for the accounting periods covered in the statutory basis financial statements.

No significant differences exist between the practices prescribed and permitted by the State of Ohio and those prescribed and permitted by the NAIC SAP which materially affect the statutory basis net income and capital and surplus, as illustrated in the table below:

	SSAP #	F/S Page #	F/S Line #	June 30, 2018	December 31, 2017
Net Income					
(1) Company state basis (Page 4, Line 32, Columns 2 & 4)	XXX	XXX	XXX	\$ 50,024,744	\$ 78,809,685
(2) State prescribed practices that are an increase/(decrease) from NAIC SAP: None				-	-
(3) State permitted practices that are an increase/(decrease) from NAIC SAP: None				-	-
(4) NAIC SAP (1 - 2 - 3 = 4)	XXX	XXX	XXX	<u>\$ 50,024,744</u>	<u>\$ 78,809,685</u>
Capital and Surplus					
(5) Company state basis (Page 3, Line 33, Columns 3 & 4)	XXX	XXX	XXX	\$ 297,072,268	\$ 273,128,765
(6) State prescribed practices that are an increase/(decrease) from NAIC SAP: None				-	-
(7) State permitted practices that are an increase/(decrease) from NAIC SAP: None				-	-
(8) NAIC SAP (5 - 6 - 7 = 8)	XXX	XXX	XXX	<u>\$ 297,072,268</u>	<u>\$ 273,128,765</u>

B. Use of Estimates in the Preparation of the Statutory Basis Financial Statements

No significant change.

C. Accounting Policy

(1–5) No significant change.

(6) U.S. government and agency securities and corporate debt securities include loan-backed securities (mortgage-backed securities and asset-backed securities), which are valued using the retrospective adjustment methodology. Prepayment assumptions for the determination of the book/adjusted carrying value, commonly referred to as amortized cost, of loan-backed securities are based on a three-month constant prepayment rate history obtained from external data source vendors. The Company’s investment policy limits investments in nonagency residential mortgage-backed securities, including home equity and sub-prime mortgages, to 10% of total cash and invested assets. Total combined investments in mortgage-backed securities and asset-backed securities cannot exceed more than 30% of total cash and invested assets.

(7–13) No significant change.

D. Going Concern

The Company has the ability and will continue to operate for a period of time sufficient to carry out its commitments, obligations and business objectives.

2. ACCOUNTING CHANGES AND CORRECTION OF ERRORS

No significant change.

3. BUSINESS COMBINATIONS AND GOODWILL

A–D. No significant change.

4. DISCONTINUED OPERATIONS

A. Discontinued Operation Disposed of or Classified as Held for Sale

(1–4) No significant change.

B. Change in Plan of Sale of Discontinued Operations — Not applicable.

C. Nature of any Significant Continuing Involvement with Discontinued Operations after Disposal — Not applicable.

D. Equity Interest Retained in the Discontinued Operation after Disposal — Not applicable.

5. INVESTMENTS AND OTHER INVESTED ASSETS

A. Mortgage Loans, including Mezzanine Real Estate Loans

No significant change.

B. Debt Restructuring

No significant change.

C. Reverse Mortgages

No significant change.

D. Loan-Backed Securities

(1) U.S. government and agency securities and corporate debt securities include loan-backed securities (mortgage-backed securities and asset-backed securities), which are valued using the retrospective adjustment methodology. Prepayment assumptions for the determination of the book/adjusted carrying value, commonly referred to as amortized cost, of loan-backed securities are based on a three-month constant prepayment rate history obtained from external data source vendors.

(2) The Company did not recognize any other-than-temporary impairments (“OTTIs”) on loan-backed securities as of June 30, 2018.

(3) As of June 30, 2018, the Company did not have any loan-backed securities with OTTIs to report by CUSIP.

(4) The following table illustrates the fair value, gross unrealized losses, and length of time that the loan-backed securities have been in a continuous unrealized loss position as of June 30, 2018 and December 31, 2017:

	June 30, 2018
The aggregate amount of unrealized losses:	
1. Less than 12 months	\$ 974,373
2. 12 Months or longer	707,381

The aggregate related fair value of securities with unrealized losses:	
1. Less than 12 months	67,427,410
2. 12 Months or longer	14,480,439

	December 31, 2017
The aggregate amount of unrealized losses:	
1. Less than 12 months	\$ 196,139
2. 12 Months or longer	322,854

The aggregate related fair value of securities with unrealized losses:	
1. Less than 12 months	31,743,555
2. 12 Months or longer	15,599,066

(5) The Company believes that it will collect all principal and interest due on all investments that have an amortized cost in excess of fair value. The unrealized losses as of June 30, 2018 were primarily caused by interest rate increases and not by unfavorable changes in the credit ratings associated with these securities.

- E. Dollar Repurchase Agreements and/or Securities Lending Transactions** — Not applicable.
- F. Repurchase Agreements Transactions Accounted for as Secured Borrowing** — Not applicable.
- G. Reverse Repurchase Agreements Transactions Accounted for as Secured Borrowing** — Not applicable.
- H. Repurchase Agreements Transactions Accounted for as a Sale** — Not applicable.
- I. Reverse Repurchase Agreements Transactions Accounted for as a Sale** — Not applicable.
- J. Real Estate** — Not applicable.
- K. Low-Income Housing Tax Credits** — Not applicable.
- L. Restricted Assets**

No significant change.

- M. Working Capital Finance Investments** — Not applicable.

N. Offsetting and Netting of Assets and Liabilities

The Company does not have any offsetting or netting of assets and liabilities as it relates to derivatives, repurchase and reverse repurchase agreements, and securities borrowing and securities lending activities.

O. Structured Notes

The Company does not have any structured notes.

P. 5* Securities

The Company does not have any investments with an NAIC designation of 5* as of June 30, 2018 and December 31, 2017.

- Q. Short Sales** — Not applicable.

- R. Prepayment Penalty and Acceleration Fees** — Not applicable.

6. JOINT VENTURES, PARTNERSHIPS, AND LIMITED LIABILITY COMPANIES

A–B. No significant change.

7. INVESTMENT INCOME

A–B. No significant change.

8. DERIVATIVE INSTRUMENTS

A–H. No significant change.

9. INCOME TAXES

A–C. No significant change.

- D.** The Tax Cut and Jobs Act (“Tax Reform”) enacted by the U.S. federal government in December 2017 changed the existing United States tax law including reducing the U.S. corporate income tax rate to 21% beginning in 2018. The ratio between the provision for federal income taxes incurred and net income before federal income taxes, and net realized capital losses has changed from the prior year primarily due to the Tax Reform, partially offset by the annual health insurer fee (“HIF”) under Section 9010 of the Patient Protection and Affordable Care Act (“ACA”). The HIF is included in the statutory basis statement of operations, but is non-deductible for income tax purposes in 2018. The Company is required to expense 100% of the estimated annual fee on January 1, 2018. The Company’s health insurer fee expense is \$35,826,475 in 2018, which will be paid in September 2018. Due to the moratorium in 2017, there was no HIF included in the 2017 statutory basis statements of operations.

E–G. No significant change.

10. INFORMATION CONCERNING PARENT, SUBSIDIARIES, AND AFFILIATES

A–N. Material Related Party Transactions

No significant change.

11. DEBT

A–B. The Company had no outstanding debt with third-parties or outstanding Federal Home Loan Bank agreements during 2018 and 2017.

12. RETIREMENT PLANS, DEFERRED COMPENSATION, POSTEMPLOYMENT BENEFITS AND COMPENSATED ABSENCES, AND OTHER POSTRETIREMENT BENEFIT PLANS

A–I. The Company has no defined benefit plans, defined contribution plans, multiemployer plans, consolidated/holding company plans, postemployment benefits, and compensated absences plans and is not impacted by the Medicare Modernization Act on postretirement benefits, since all personnel are employees of United HealthCare Services, Inc. (“UHS”), which provides services to the Company under the terms of a management agreement.

13. CAPITAL AND SURPLUS, SHAREHOLDERS’ DIVIDEND RESTRICTIONS, AND QUASI-REORGANIZATIONS

(1–3) No significant change.

(4) On May 23, 2018, the Company declared an ordinary cash dividend of \$25,000,000 to the sole shareholder, Three Rivers Holdings, Inc. The dividend was paid on June 8, 2018. The ordinary dividend complied with the provisions set forth in the statutes of Ohio. The dividend was recorded as a reduction to unassigned surplus in the statutory basis statements of admitted assets, liabilities, and capital and surplus.

(5–13) No significant change.

14. LIABILITIES, CONTINGENCIES AND ASSESSMENTS

A–E. No significant change.

F. All Other Contingencies

The Company has been, or is currently involved, in various governmental investigations, audits and reviews. These include routine, regular and special investigations, audits and reviews by Centers for Medicare and Medicaid Services (“CMS”), state insurance and health and welfare departments and other governmental authorities. Certain aspects of the Company’s businesses have been reviewed or are currently under review, for reasons including compliance with coding and other requirements under the Medicare risk-adjustment model.

On February 14, 2017, the Department of Justice (“DOJ”) announced its decision to pursue certain claims within a lawsuit initially asserted against the Company and filed under seal by a whistleblower in 2011. The whistleblower’s complaint, which was unsealed on February 15, 2017, alleges that the Company made improper risk adjustment submissions and violated the False Claims Act. On February 12, 2018, the court granted in part and denied in part the Company’s motion to dismiss. In May 2018, the DOJ moved to dismiss the Company’s counterclaims, which were filed in March 2018, and moved for partial summary judgment. Those motions will be argued in September 2018. The Company cannot reasonably estimate the outcome that may result from this matter given its procedural status.

Risk Adjustment Data Validation Audit – No significant change.

There are \$10,141 in long-term bonds that the Company considers to be impaired as of June 30, 2018.

15. LEASES

A–B. No significant change.

16. INFORMATION ABOUT FINANCIAL INSTRUMENTS WITH OFF-BALANCE-SHEET RISK AND FINANCIAL INSTRUMENTS WITH CONCENTRATIONS OF CREDIT RISK

(1–4) No significant change.

17. SALE, TRANSFER, AND SERVICING OF FINANCIAL ASSETS AND EXTINGUISHMENTS OF LIABILITIES

A–C. The Company did not have any transfers of receivables, financial assets, or wash sales as of June 30, 2018 or December 31, 2017.

18. GAIN OR LOSS TO THE REPORTING ENTITY FROM UNINSURED PLANS AND THE UNINSURED PORTION OF PARTIALLY INSURED PLANS

A–C. No significant change.

19. DIRECT PREMIUM WRITTEN/PRODUCED BY MANAGING GENERAL AGENTS/THIRD-PARTY ADMINISTRATORS

No significant change.

20. FAIR VALUE MEASUREMENT

The NAIC SAP defines fair value, establishes a framework for measuring fair value, and outlines the disclosure requirements related to fair value measurements. The fair value hierarchy is as follows:

Level 1 — Quoted (unadjusted) prices for identical assets in active markets.

Level 2 — Other observable inputs, either directly or indirectly, including:

- Quoted prices for similar assets in active markets;
- Quoted prices for identical or similar assets in nonactive markets (few transactions, limited information, noncurrent prices, high variability over time, etc.);
- Inputs other than quoted prices that are observable for the asset (interest rates, yield curves, volatilities, default rates, etc.);
- Inputs that are derived principally from or corroborated by other observable market data.

Level 3 — Unobservable inputs that cannot be corroborated by observable market data.

The estimated fair values of bonds and short-term investments are based on quoted market prices, where available. The Company obtains one price for each security primarily from a third-party pricing service (“pricing service”), which generally uses quoted prices or other observable inputs for the determination of fair value. The pricing service normally derives the security prices through recently reported trades for identical or similar securities, making adjustments through the reporting date based upon available observable market information. For securities not actively traded, the pricing service may use quoted market prices of comparable instruments or discounted cash flow analyses, incorporating inputs that are currently observable in the markets for similar securities. Inputs that are often used in the valuation methodologies include, but are not limited to, non-binding broker quotes, benchmark yields, credit spreads, default rates and prepayment speeds. As the Company is responsible for the determination of fair value, it performs quarterly analyses on the prices received from the pricing service to determine whether the prices are reasonable estimates of fair value. Specifically, the Company compares the prices received from the pricing service to a secondary pricing source; prices reported by its custodian, its investment consultant and third-party investment advisors. Additionally, the Company compares changes in the reported market values and returns to relevant market indices to test the reasonableness of the reported prices. The Company’s internal price verification procedures and review of fair value methodology documentation provided by independent pricing services have not historically resulted in an adjustment in the prices obtained from the pricing service.

In instances in which the inputs used to measure fair value fall into different levels of the fair value hierarchy, the fair value measurement has been determined based on the lowest-level input that is significant to the fair value measurement in its entirety. The Company’s assessment of the significance of a particular item to the fair value measurement in its entirety requires judgment, including the consideration of inputs specific to the asset or liability.

A. Fair Value

(1–5) The Company does not have any financial assets that are measured and reported at fair value in the statutory basis statements of admitted assets, liabilities, and capital and surplus at June 30, 2018 and December 31, 2017.

B. Fair Value Combination — Not applicable.

C. Aggregate Fair Value Hierarchy

The aggregate fair value by hierarchy of all financial instruments as of June 30, 2018 and December 31, 2017, is presented in the table below:

June 30, 2018							
Types of Financial Investment	Aggregate Fair Value	Admitted Assets	(Level 1)	(Level 2)	(Level 3)	Not Practicable (Carrying Value)	Net Asset Value (NAV) Included In Level 2
U.S. government and agency securities	\$ 72,128,329	\$ 74,443,687	\$ 23,043,097	\$ 49,085,232	\$ -	\$ -	\$ -
State and agency municipal securities	49,201,651	49,095,393	-	49,201,651	-	-	-
City and county municipal securities	62,350,803	62,608,226	-	62,350,803	-	-	-
Corporate debt securities	149,257,243	151,572,333	10,163,064	139,094,179	-	-	-
Total bonds and short-term investments	<u>\$ 332,938,026</u>	<u>\$ 337,719,639</u>	<u>\$ 33,206,161</u>	<u>\$ 299,731,865</u>	<u>\$ -</u>	<u>\$ -</u>	<u>\$ -</u>
December 31, 2017							
Types of Financial Investment	Aggregate Fair Value	Admitted Assets	(Level 1)	(Level 2)	(Level 3)	Not Practicable (Carrying Value)	Net Asset Value (NAV) Included In Level 2
U.S. government and agency securities	\$ 54,467,447	\$ 55,572,581	\$ 21,110,237	\$ 33,357,210	\$ -	\$ -	\$ -
State and agency municipal securities	54,980,238	54,444,550	-	54,980,238	-	-	-
City and county municipal securities	76,681,522	76,330,120	-	76,681,522	-	-	-
Corporate debt securities	116,983,938	116,670,120	10,075,790	106,908,148	-	-	-
Total bonds and short-term investments	<u>\$ 303,113,145</u>	<u>\$ 303,017,371</u>	<u>\$ 31,186,027</u>	<u>\$ 271,927,118</u>	<u>\$ -</u>	<u>\$ -</u>	<u>\$ -</u>

Included as Level 1 in U.S. government and agency securities in the fair value hierarchy tables above are U.S. Treasury securities of \$23,043,097 and \$21,110,237 as of June 30, 2018 and December 31, 2017, respectively.

There are no commercial paper investments included in corporate debt securities in the fair value hierarchy tables above as of June 30, 2018 and December 31, 2017.

D. Not Practicable to Estimate Fair Value — Not applicable.

21. OTHER ITEMS

A–H. No significant change.

22. EVENTS SUBSEQUENT

No significant change.

23. REINSURANCE

A–D. No significant change.

24. RETROSPECTIVELY RATED CONTRACTS AND CONTRACTS SUBJECT TO REDETERMINATION

A–B. No significant change.

C. The Company has Medicare Part D risk-corridor amounts from CMS under the MyCare Ohio contract which are subject to a retrospectively rated feature related to Part D premiums. The Company has estimated accrued retrospective premiums related to certain Part D premiums based on guidelines determined by CMS. The formula is tiered and based on the bid medical loss ratio. The amount of Medicare Part D direct premiums written subject to the retrospectively rated feature was \$8,518,451 and \$18,819,416 representing, 0.7% and 0.8% of total direct premiums written as of June 30, 2018 and December 31, 2017, respectively.

The Company has risk-adjustment amounts from CMS which are subject to a redetermination feature related to Medicare premiums. The Company has estimated premium adjustments for changes to each member’s health scores based on guidelines determined by CMS. The total amount of Medicare direct premiums written for which a portion is subject to the redetermination feature was \$159,579,053 and \$288,419,426 representing, 13.1% and 12.9% of total direct premiums written as of June 30, 2018 and December 31, 2017, respectively.

The Medicaid contract with the State of Ohio includes an Aged, Blind, and Disabled (“ABD”) program which is subject to retrospective rating features. The Company estimates accrued retrospective premium adjustments for its ABD program based on the contract with the State of Ohio Department of Medicaid (“ODM”). The total amount of direct premiums written from the Medicaid contract subject to the retrospectively rated feature was \$174,783,389 and \$276,622,513, representing 14.3% and 12.3% of total direct premiums written as of June 30, 2018 and December 31, 2017, respectively.

The Medicaid and MyCare Ohio contracts include a provision for which a stated percentage of total direct premiums written can be eligible for a performance guarantee payment, based on various quality measures. The total amount of direct premiums written from the Medicaid and MyCare Ohio contracts subject to the redetermination feature was \$1,185,934,222 and \$2,211,534,192, representing 97.3% and 98.6%, of the Company’s total direct premiums written, as of June 30, 2018 and December 31, 2017, respectively.

CMS has released the final Medicaid Managed Care Rule which is subject to each State’s administration elections. This rule is the first major update to the Medicaid Managed Care regulations in more than a decade. Many items including a minimum loss ratio (“MLR”) requirement were implemented for contracts with an effective date starting on or after July 1, 2017 while other elements of the regulation will be implemented over the following decade. Pursuant to the regulations, for contracts effective on or after July 1, 2017 premiums associated with the Company’s Medicaid line of business is subject to retrospectively rated features based on the actual medical loss ratios experienced on this product. The calculation is pursuant to the Medicaid Managed Care guidance. The total amount of direct premiums written for the Medicaid line of business for which a portion is subject to the retrospectively rated features was \$791,649,071 representing 65.0% of total direct premiums written as of June 30, 2018.

- D. Effective with the January 1, 2018 contract, pursuant to the Medicaid Managed Care Rule, based on the State’s election the Company may be required to calculate a specific MLR on the Medicaid line of business. The Company has no amounts accrued for Medicaid MLR rebates as of June 30, 2018.

Pursuant to contractual requirements, the Company is required to maintain a specific MLR on its MyCare Ohio population. The Company’s actual medical loss ratios for MyCare Ohio were in excess of the minimum requirement and, as a result, no MLR liability was required as of June 30, 2018 and December 31, 2017. Effective January 1, 2018 the Company is no longer subject to a specific MLR on its Expansion population. The Company estimated \$621,376 in state MLR Expansion rebates as of December 31, 2017. As of June 30, 2018 the MLR liability is \$0.

E. Risk-Sharing Provisions of the Affordable Care Act

- (1-5) The Company did not write accident and health premiums in 2018 and 2017 subject to the risk-sharing provisions of the ACA.

25. CHANGE IN INCURRED CLAIMS AND CLAIMS ADJUSTMENT EXPENSES

- A. Changes in estimates related to the prior year incurred claims are included in total hospital and medical expenses in the current year in the statutory basis statements of operations. The following tables disclose paid claims, incurred claims, and the balance in the claims unpaid, accrued medical incentive pool and bonus amounts, aggregate health claim reserves, health care receivables and reinsurance recoverables at June 30, 2018 and December 31, 2017:

	June 30, 2018		
	Current Year Incurred Claims	Prior Years Incurred Claims	Total
Beginning of year claim reserve	\$ -	\$ (165,256,300)	\$ (165,256,300)
Paid claims—net of health care receivables and reinsurance recoveries collected	837,116,369	119,243,624	956,359,993
End of year claim reserve	<u>147,840,003</u>	<u>6,463,592</u>	<u>154,303,595</u>
Incurred claims excluding the change in health care receivables and reinsurance recoverables as presented below	984,956,372	(39,549,084)	945,407,288
Beginning of year health care receivables and reinsurance recoverables	-	36,916,568	36,916,568
End of year health care receivables	<u>(21,360,333)</u>	<u>(9,305,019)</u>	<u>(30,665,352)</u>
Total incurred claims	<u>\$ 963,596,039</u>	<u>\$ (11,937,535)</u>	<u>\$ 951,658,504</u>

STATEMENT AS OF JUNE 30, 2018 OF THE UnitedHealthcare Community Plan of Ohio, Inc.

	December 31, 2017		
	Current Year Incurred Claims	Prior Years Incurred Claims	Total
Beginning of year claim reserve	\$ -	\$ (158,402,452)	\$ (158,402,452)
Paid claims—net of health care receivables* and reinsurance recoveries collected	1,677,656,918	117,450,859	1,795,107,777
End of year claim reserve	<u>161,587,651</u>	<u>3,668,649</u>	<u>165,256,300</u>
Incurred claims excluding the change in health care receivables* and reinsurance recoverables as presented below	1,839,244,569	(37,282,944)	1,801,961,625
Beginning of year health care receivables*	-	31,842,685	31,842,685
End of year health care receivables* and reinsurance recoverables	<u>(32,422,434)</u>	<u>(4,494,134)</u>	<u>(36,916,568)</u>
Total incurred claims	<u>\$ 1,806,822,135</u>	<u>\$ (9,934,393)</u>	<u>\$ 1,796,887,742</u>

*Health care receivables exclude pay for performance receivables of \$11,644,166 for 2016.

The liability for claims unpaid, accrued medical incentive pool and bonus amounts, and aggregate health claim reserves, net of health care receivables and reinsurance recoverables as of December 31, 2017 was \$128,339,732. As of June 30, 2018, \$119,243,624 has been paid for incurred claims attributable to insured events of prior years. Reserves remaining for prior years, net of health care receivables are now (\$2,841,427), as a result of re-estimation of unpaid claims. Therefore, there has been \$11,937,535 favorable prior year development since December 31, 2017 to June 30, 2018. The primary drivers consist of favorable development of \$9,338,068 due to reinsurance, favorable development as a result of a change in the provision for adverse deviations in experience of \$5,482,876, favorable development of \$3,491,697 due to subrogation recoveries, favorable development of \$1,549,894 due to provider settlements, and favorable development of \$1,462,695 due to capitation, offset by unfavorable development of \$8,801,148 in retroactivity for inpatient, outpatient, physician, and pharmacy claims. At December 31, 2017, the Company recorded \$9,934,393 of favorable development related to favorable development of \$6,880,877 attributable to subrogation recoveries, favorable development as a result of a change in the provision for adverse deviations in experience of \$6,792,390, and favorable development of \$6,039,201 due to reinsurance, offset by unfavorable development of \$8,987,348 in retroactivity for inpatient, outpatient, physician, and pharmacy claims. Original estimates are increased or decreased, as additional information becomes known regarding individual claims. Included in this development is the impact related to retrospectively rated policies. As a result of the prior year effects, on a regular basis, the Company adjusts revenue and the corresponding liability and/or receivable related to retrospectively rated policies and the impact of the change is included as a component of change in reserve for rate credits in the statutory basis statements of operations.

The Company incurred claims adjustment expenses (“CAE”) of \$47,719,918 and \$99,533,394 for the six months ended June 30, 2018 and the year ended December 31, 2017, respectively. These costs are included in the management service fees paid by the Company to UHS. The following table discloses paid CAE, incurred CAE, and the balance in unpaid CAE reserve for the six months ended June 30, 2018 and the year ended December 31, 2017:

	June 30, 2018	December 31, 2017
Total claims adjustment expenses	\$ 47,719,918	\$ 99,533,394
Less: current year unpaid claims adjustment expenses	(2,260,525)	(2,058,097)
Add: prior year unpaid claims adjustment expenses	<u>2,058,097</u>	<u>2,355,808</u>
Total claims adjustment expenses paid	<u>\$ 47,517,490</u>	<u>\$ 99,831,105</u>

B. The Company did not make any significant changes in methodologies and assumptions used in the calculation of the liability for claims unpaid and unpaid CAE in 2018.

26. INTERCOMPANY POOLING ARRANGEMENTS

A–G. No significant change.

27. STRUCTURED SETTLEMENTS

A–B. No significant change.

28. HEALTH CARE AND OTHER AMOUNTS RECEIVABLE

A–B. No significant change.

29. PARTICIPATING POLICIES

No significant change.

30. PREMIUM DEFICIENCY RESERVES

The Company has not recorded any premium deficiency reserves as of June 30, 2018 and December 31, 2017. The analysis of premium deficiency reserves was completed as of December 31, 2017. The Company did consider anticipated investment income when calculating the premium deficiency reserves.

The following table summarizes the Company’s premium deficiency reserves as of June 30, 2018 and December 31, 2017:

	June 30, 2018
1. Liability carried for premium deficiency reserves	\$ -
2. Date of the most recent evaluation of this liability	06/30/2018
3. Was anticipated investment income utilized in this calculation?	Yes <input checked="" type="checkbox"/> No <input type="checkbox"/>
	December 31, 2017
1. Liability carried for premium deficiency reserves	\$ -
2. Date of the most recent evaluation of this liability	12/31/2017
3. Was anticipated investment income utilized in this calculation?	Yes <input checked="" type="checkbox"/> No <input type="checkbox"/>

31. ANTICIPATED SALVAGE AND SUBROGATION

No significant change.

GENERAL INTERROGATORIES

PART 1 - COMMON INTERROGATORIES

GENERAL

1.1

Did the reporting entity experience any material transactions requiring the filing of Disclosure of Material Transactions with the State of Domicile, as required by the Model Act?

Yes [] No [X]

1.2

If yes, has the report been filed with the domiciliary state?

Yes [] No []

2.1

Has any change been made during the year of this statement in the charter, by-laws, articles of incorporation, or deed of settlement of the reporting entity?

Yes [] No [X]

2.2

If yes, date of change:

3.1

Is the reporting entity a member of an Insurance Holding Company System consisting of two or more affiliated persons, one or more of which is an insurer?
If yes, complete Schedule Y, Parts 1 and 1A.

Yes [X] No []

3.2

Have there been any substantial changes in the organizational chart since the prior quarter end?

Yes [X] No []

3.3

If the response to 3.2 is yes, provide a brief description of those changes.
April 17, 2018: UnitedHealthcare International IV B.V., a Dutch company, transferred its 100% ownership interest in Catamaran S.á.r.l., a Luxembourg company, to UnitedHealthcare Europe S.á.r.l., a Luxembourg company.

April 18, 2018: UnitedHealthcare Europe S.á.r.l., a Luxembourg company, transferred its 100% ownership interest in OptumHealth International B.V., a Dutch company, to Catamaran S.á.r.l., a Luxembourg company.

June 14, 2018: ME AHS UC LLC, a Delaware limited liability company, was formed as a wholly owned subsidiary of Urgent Care MSO, LLC, a Delaware limited liability company.

June 18, 2018: Optum UK Solutions Group Limited, a UK company, sold 100% of its equity interest in Optum Health & Technology (Australia) Pty Ltd., an Australia company, to an outside third party.

June 28-30, 2018: 14 mergers into the parent company occurred within Optum Inc. Eight occurred within NAMM Holdings and six occurred within OptumRx.

3.4

Is the reporting entity publicly traded or a member of a publicly traded group?

Yes [X] No []

3.5

If the response to 3.4 is yes, provide the CIK (Central Index Key) code issued by the SEC for the entity/group.

0000731766

4.1

Has the reporting entity been a party to a merger or consolidation during the period covered by this statement?

Yes [] No [X]

4.2

If yes, provide the name of the entity, NAIC Company Code, and state of domicile (use two letter state abbreviation) for any entity that has ceased to exist as a result of the merger or consolidation.

1 Name of Entity	2 NAIC Company Code	3 State of Domicile

5.

If the reporting entity is subject to a management agreement, including third-party administrator(s), managing general agent(s), attorney-in-fact, or similar agreement, have there been any significant changes regarding the terms of the agreement or principals involved?
If yes, attach an explanation.

Yes [] No [X] N/A []

6.1

State as of what date the latest financial examination of the reporting entity was made or is being made.

12/31/2013

6.2

State the as of date that the latest financial examination report became available from either the state of domicile or the reporting entity. This date should be the date of the examined balance sheet and not the date the report was completed or released.

12/31/2013

6.3

State as of what date the latest financial examination report became available to other states or the public from either the state of domicile or the reporting entity. This is the release date or completion date of the examination report and not the date of the examination (balance sheet date).

02/13/2015

6.4

By what department or departments?
Ohio Department of Insurance

6.5

Have all financial statement adjustments within the latest financial examination report been accounted for in a subsequent financial statement filed with Departments?

Yes [] No [] N/A [X]

6.6

Have all of the recommendations within the latest financial examination report been complied with?

Yes [] No [] N/A [X]

7.1

Has this reporting entity had any Certificates of Authority, licenses or registrations (including corporate registration, if applicable) suspended or revoked by any governmental entity during the reporting period?

Yes [] No [X]

7.2

If yes, give full information:

8.1

Is the company a subsidiary of a bank holding company regulated by the Federal Reserve Board?

Yes [] No [X]

8.2

If response to 8.1 is yes, please identify the name of the bank holding company.

8.3

Is the company affiliated with one or more banks, thrifts or securities firms?

Yes [X] No []

8.4

If response to 8.3 is yes, please provide below the names and location (city and state of the main office) of any affiliates regulated by a federal regulatory services agency [i.e. the Federal Reserve Board (FRB), the Office of the Comptroller of the Currency (OCC), the Federal Deposit Insurance Corporation (FDIC) and the Securities Exchange Commission (SEC)] and identify the affiliate's primary federal regulator.

1 Affiliate Name	2 Location (City, State)	3 FRB	4 OCC	5 FDIC	6 SEC
Optum Bank, Inc.	Salt Lake City, UT	NO	NO	YES	NO

GENERAL INTERROGATORIES

- 9.1

Are the senior officers (principal executive officer, principal financial officer, principal accounting officer or controller, or persons performing similar functions) of the reporting entity subject to a code of ethics, which includes the following standards?
(a) Honest and ethical conduct, including the ethical handling of actual or apparent conflicts of interest between personal and professional relationships;
(b) Full, fair, accurate, timely and understandable disclosure in the periodic reports required to be filed by the reporting entity;
(c) Compliance with applicable governmental laws, rules and regulations;
(d) The prompt internal reporting of violations to an appropriate person or persons identified in the code; and
(e) Accountability for adherence to the code.

Yes [X] No []
- 9.11

If the response to 9.1 is No, please explain:
- 9.2

Has the code of ethics for senior managers been amended?

Yes [] No [X]
- 9.21

If the response to 9.2 is Yes, provide information related to amendment(s).
- 9.3

Have any provisions of the code of ethics been waived for any of the specified officers?

Yes [] No [X]
- 9.31

If the response to 9.3 is Yes, provide the nature of any waiver(s).

FINANCIAL

- 10.1

Does the reporting entity report any amounts due from parent, subsidiaries or affiliates on Page 2 of this statement?

Yes [] No [X]
- 10.2

If yes, indicate any amounts receivable from parent included in the Page 2 amount:

\$.....0

INVESTMENT

- 11.1

Were any of the stocks, bonds, or other assets of the reporting entity loaned, placed under option agreement, or otherwise made available for use by another person? (Exclude securities under securities lending agreements.)

Yes [] No [X]
- 11.2

If yes, give full and complete information relating thereto:
12.

Amount of real estate and mortgages held in other invested assets in Schedule BA:

\$.....0
13.

Amount of real estate and mortgages held in short-term investments:

\$.....0
- 14.1

Does the reporting entity have any investments in parent, subsidiaries and affiliates?

Yes [] No [X]
- 14.2

If yes, please complete the following:
- | | 1 | 2 |
|---|---|--|
| | Prior Year-End
Book/Adjusted
Carrying Value | Current Quarter
Book/Adjusted
Carrying Value |
| 14.21 Bonds | \$.....0 | \$.....0 |
| 14.22 Preferred Stock | \$.....0 | \$.....0 |
| 14.23 Common Stock | \$.....0 | \$.....0 |
| 14.24 Short-Term Investments | \$.....0 | \$.....0 |
| 14.25 Mortgage Loans on Real Estate | \$.....0 | \$.....0 |
| 14.26 All Other | \$.....0 | \$.....0 |
| 14.27 Total Investment in Parent, Subsidiaries and Affiliates (Subtotal Lines 14.21 to 14.26) | \$.....0 | \$.....0 |
| 14.28 Total Investment in Parent included in Lines 14.21 to 14.26 above | \$.....0 | \$.....0 |
- 15.1

Has the reporting entity entered into any hedging transactions reported on Schedule DB?

Yes [] No [X]
- 15.2

If yes, has a comprehensive description of the hedging program been made available to the domiciliary state?
If no, attach a description with this statement.

Yes [] No []

STATEMENT AS OF JUNE 30, 2018 OF THE UnitedHealthcare Community Plan of Ohio, Inc.

GENERAL INTERROGATORIES

16. For the reporting entity's security lending program, state the amount of the following as of the current statement date:
- 16.1

Total fair value of reinvested collateral assets reported on Schedule DL, Parts 1 and 2.

\$

0
- 16.2

Total book adjusted/carrying value of reinvested collateral assets reported on Schedule DL, Parts 1 and 2.

\$

0
- 16.3

Total payable for securities lending reported on the liability page.

\$

0

17. Excluding items in Schedule E - Part 3 - Special Deposits, real estate, mortgage loans and investments held physically in the reporting entity's offices, vaults or safety deposit boxes, were all stocks, bonds and other securities, owned throughout the current year held pursuant to a custodial agreement with a qualified bank or trust company in accordance with Section 1, III - General Examination Considerations, F. Outsourcing of Critical Functions, Custodial or Safekeeping Agreements of the NAIC Financial Condition Examiners Handbook? Yes ☒ No ☐

- 17.1 For all agreements that comply with the requirements of the NAIC Financial Condition Examiners Handbook, complete the following:

1 Name of Custodian(s)	2 Custodian Address
Bank of New York Mellon	Global Liquidity Services, 1 Wall St, 14th Floor, New York, NY 10286
Northern Trust	50 S. LaSalle, Chicago, IL 60675

- 17.2 For all agreements that do not comply with the requirements of the NAIC Financial Condition Examiners Handbook, provide the name, location and a complete explanation:

1 Name(s)	2 Location(s)	3 Complete Explanation(s)

- 17.3 Have there been any changes, including name changes, in the custodian(s) identified in 17.1 during the current quarter? Yes ☐ No ☒
- 17.4 If yes, give full information relating thereto:

1 Old Custodian	2 New Custodian	3 Date of Change	4 Reason

- 17.5 Investment management – Identify all investment advisors, investment managers, broker/dealers, including individuals that have the authority to make investment decisions on behalf of the reporting entity. For assets that are managed internally by employees of the reporting entity, note as such. ["...that have access to the investment accounts"; "...handle securities"]

1 Name of Firm or Individual	2 Affiliation
Internally Managed	I
BlackRock Financial Management, Inc.	U
JPMorgan Investment Management, Inc.	U
BNY Mellon Asset Management North America	U

- 17.5097 For those firms/individuals listed in the table for Question 17.5, do any firms/individuals unaffiliated with the reporting entity (i.e. designated with a "U") manage more than 10% of the reporting entity's assets? Yes ☒ No ☐

- 17.5098 For firms/individuals unaffiliated with the reporting entity (i.e. designated with a "U") listed in the table for Question 17.5, does the total assets under management aggregate to more than 50% of the reporting entity's assets? Yes ☐ No ☒

- 17.6 For those firms or individuals listed in the table for 17.5 with an affiliation code of "A" (affiliated) or "U" (unaffiliated), provide the information for the table below.

1 Central Registration Depository Number	2 Name of Firm or Individual	3 Legal Entity Identifier (LEI)	4 Registered With	5 Investment Management Agreement (IMA) Filed
107105	BlackRock Financial Management, Inc.	549300LVXY1VJKE13M84	SEC	NO
107038	JPMorgan Investment Management, Inc.	549300W78QHV4XMM6K69	SEC	NO
105764	BNY Mellon Asset Management North America	ME7YUCK4NF1W8VM8SP25	SEC	NO

- 18.1 Have all the filing requirements of the Purposes and Procedures Manual of the NAIC Investment Analysis Office been followed? Yes ☒ No ☐
- 18.2 If no, list exceptions:

19. By self-designating 5*GI securities, the reporting entity is certifying the following elements for each self-designated 5*GI security:
- a.

Documentation necessary to permit a full credit analysis of the security does not exist.
- b.

Issuer or obligor is current on all contracted interest and principal payments.
- c.

The insurer has an actual expectation of ultimate payment of all contracted interest and principal.
- Has the reporting entity self-designated 5*GI securities? Yes ☐ No ☒

GENERAL INTERROGATORIES

PART 2 - HEALTH

1.

Operating Percentages:

1.1

A&H loss percent

81.2 %

1.2

A&H cost containment percent

2.6 %

1.3

A&H expense percent excluding cost containment expenses

13.1 %

2.1

Do you act as a custodian for health savings accounts?

Yes [] No [X]

2.2

If yes, please provide the amount of custodial funds held as of the reporting date

\$0

2.3

Do you act as an administrator for health savings accounts?

Yes [] No [X]

2.4

If yes, please provide the balance of the funds administered as of the reporting date

\$0

3.

Is the reporting entity licensed or chartered, registered, qualified, eligible or writing business in at least two states?

Yes [] No [X]

3.1

If no, does the reporting entity assume reinsurance business that covers risks residing in at least one state other than the state of domicile of the reporting entity?

Yes [] No [X]

SCHEDULE S - CEDED REINSURANCE

Showing All New Reinsurance Treaties - Current Year to Date

1	2	3	4	5	6	7	8	9
NAIC Company Code	ID Number	Effective Date	Name of Reinsurer	Domiciliary Jurisdiction	Type of Reinsurance Ceded	Type of Reinsurer	Certified Reinsurer Rating (1 through 6)	Effective Date of Certified Reinsurer Rating
NONE								

SCHEDULE T - PREMIUMS AND OTHER CONSIDERATIONS

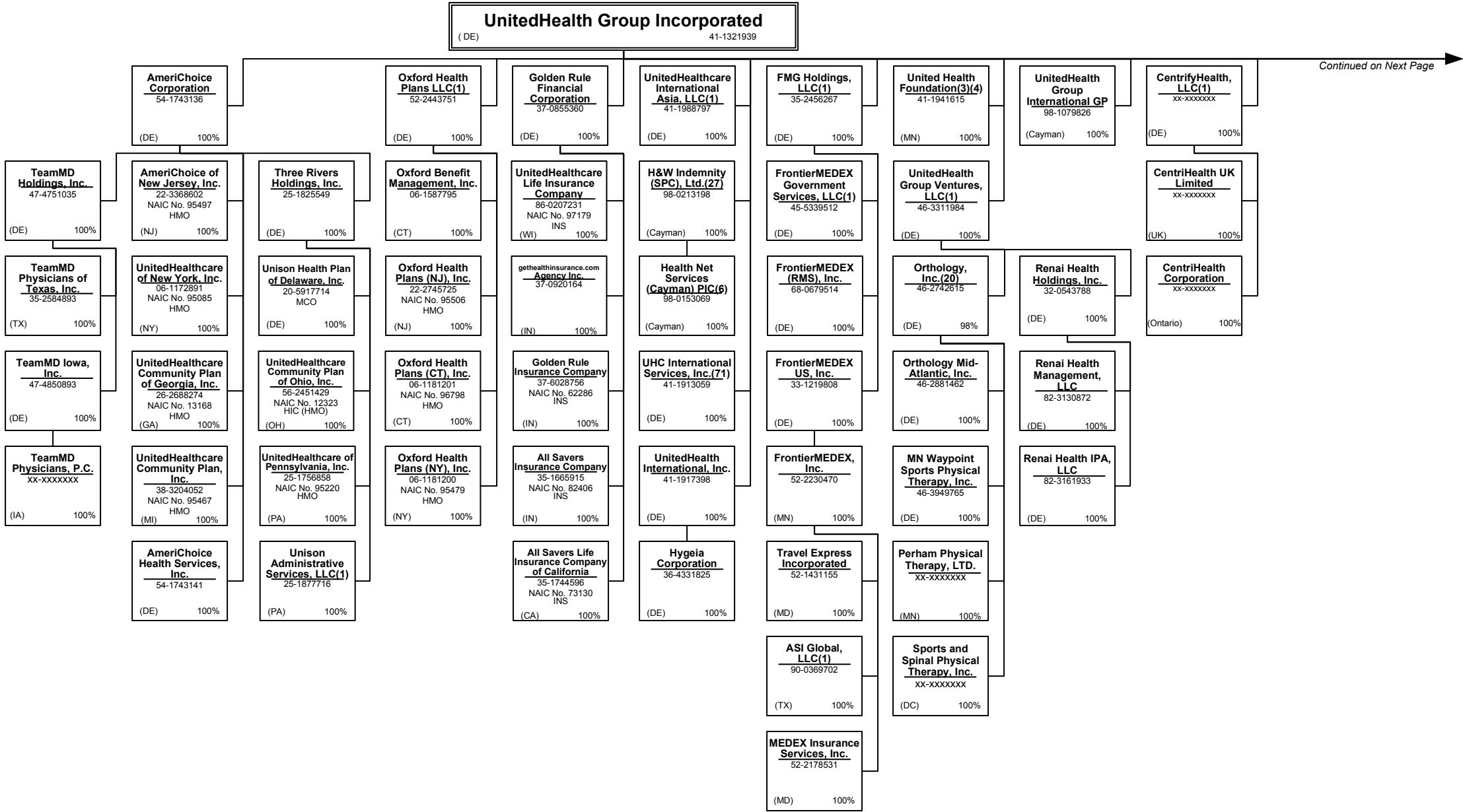
Current Year to Date - Allocated by States and Territories

			1	Direct Business Only							
			2	3	4	5	6	7	8	9	
States, etc.			Active Status (a)	Accident and Health Premiums	Medicare Title XVIII	Medicaid Title XIX	Federal Employees Health Benefits Program Premiums	Life and Annuity Premiums & Other Considerations	Property/ Casualty Premiums	Total Columns 2 Through 7	Deposit-Type Contracts
1.	Alabama	AL	N	0	0	0	0	0	0	0	0
2.	Alaska	AK	N	0	0	0	0	0	0	0	0
3.	Arizona	AZ	N	0	0	0	0	0	0	0	0
4.	Arkansas	AR	N	0	0	0	0	0	0	0	0
5.	California	CA	N	0	0	0	0	0	0	0	0
6.	Colorado	CO	N	0	0	0	0	0	0	0	0
7.	Connecticut	CT	N	0	0	0	0	0	0	0	0
8.	Delaware	DE	N	0	0	0	0	0	0	0	0
9.	District of Columbia	DC	N	0	0	0	0	0	0	0	0
10.	Florida	FL	N	0	0	0	0	0	0	0	0
11.	Georgia	GA	N	0	0	0	0	0	0	0	0
12.	Hawaii	HI	N	0	0	0	0	0	0	0	0
13.	Idaho	ID	N	0	0	0	0	0	0	0	0
14.	Illinois	IL	N	0	0	0	0	0	0	0	0
15.	Indiana	IN	N	0	0	0	0	0	0	0	0
16.	Iowa	IA	N	0	0	0	0	0	0	0	0
17.	Kansas	KS	N	0	0	0	0	0	0	0	0
18.	Kentucky	KY	N	0	0	0	0	0	0	0	0
19.	Louisiana	LA	N	0	0	0	0	0	0	0	0
20.	Maine	ME	N	0	0	0	0	0	0	0	0
21.	Maryland	MD	N	0	0	0	0	0	0	0	0
22.	Massachusetts	MA	N	0	0	0	0	0	0	0	0
23.	Michigan	MI	N	0	0	0	0	0	0	0	0
24.	Minnesota	MN	N	0	0	0	0	0	0	0	0
25.	Mississippi	MS	N	0	0	0	0	0	0	0	0
26.	Missouri	MO	N	0	0	0	0	0	0	0	0
27.	Montana	MT	N	0	0	0	0	0	0	0	0
28.	Nebraska	NE	N	0	0	0	0	0	0	0	0
29.	Nevada	NV	N	0	0	0	0	0	0	0	0
30.	New Hampshire	NH	N	0	0	0	0	0	0	0	0
31.	New Jersey	NJ	N	0	0	0	0	0	0	0	0
32.	New Mexico	NM	N	0	0	0	0	0	0	0	0
33.	New York	NY	N	0	0	0	0	0	0	0	0
34.	North Carolina	NC	N	0	0	0	0	0	0	0	0
35.	North Dakota	ND	N	0	0	0	0	0	0	0	0
36.	Ohio	OH	L	0	159,579,053	1,059,124,359	0	0	0	1,218,703,412	11,334,240
37.	Oklahoma	OK	N	0	0	0	0	0	0	0	0
38.	Oregon	OR	N	0	0	0	0	0	0	0	0
39.	Pennsylvania	PA	N	0	0	0	0	0	0	0	0
40.	Rhode Island	RI	N	0	0	0	0	0	0	0	0
41.	South Carolina	SC	N	0	0	0	0	0	0	0	0
42.	South Dakota	SD	N	0	0	0	0	0	0	0	0
43.	Tennessee	TN	N	0	0	0	0	0	0	0	0
44.	Texas	TX	N	0	0	0	0	0	0	0	0
45.	Utah	UT	N	0	0	0	0	0	0	0	0
46.	Vermont	VT	N	0	0	0	0	0	0	0	0
47.	Virginia	VA	N	0	0	0	0	0	0	0	0
48.	Washington	WA	N	0	0	0	0	0	0	0	0
49.	West Virginia	WV	N	0	0	0	0	0	0	0	0
50.	Wisconsin	WI	N	0	0	0	0	0	0	0	0
51.	Wyoming	WY	N	0	0	0	0	0	0	0	0
52.	American Samoa	AS	N	0	0	0	0	0	0	0	0
53.	Guam	GU	N	0	0	0	0	0	0	0	0
54.	Puerto Rico	PR	N	0	0	0	0	0	0	0	0
55.	U.S. Virgin Islands	VI	N	0	0	0	0	0	0	0	0
56.	Northern Mariana Islands	MP	N	0	0	0	0	0	0	0	0
57.	Canada	CAN	N	0	0	0	0	0	0	0	0
58.	Aggregate Other Aliens	OT	XXX	0	0	0	0	0	0	0	0
59.	Subtotal	XXX	0	159,579,053	1,059,124,359	0	0	0	1,218,703,412	11,334,240	
60.	Reporting Entity Contributions for Employee Benefit Plans	XXX	0	0	0	0	0	0	0	0	0
61.	Totals (Direct Business)	XXX	0	159,579,053	1,059,124,359	0	0	0	1,218,703,412	11,334,240	
DETAILS OF WRITE-INS											
58001.		XXX									
58002.		XXX									
58003.		XXX									
58998.	Summary of remaining write-ins for Line 58 from overflow page	XXX	0	0	0	0	0	0	0	0	0
58999.	Totals (Lines 58001 through 58003 plus 58998)(Line 58 above)	XXX	0	0	0	0	0	0	0	0	

(a) Active Status Counts:
L - Licensed or Chartered - Licensed Insurance carrier or domiciled RRG.....1
E - Eligible - Reporting entities eligible or approved to write surplus lines in the state.....0
N - None of the above - Not allowed to write business in the state.....56
R - Registered - Non-domiciled RRGs.....0
Q - Qualified - Qualified or accredited reinsurer.....0
Premiums allocated by state based upon Geographic Market.

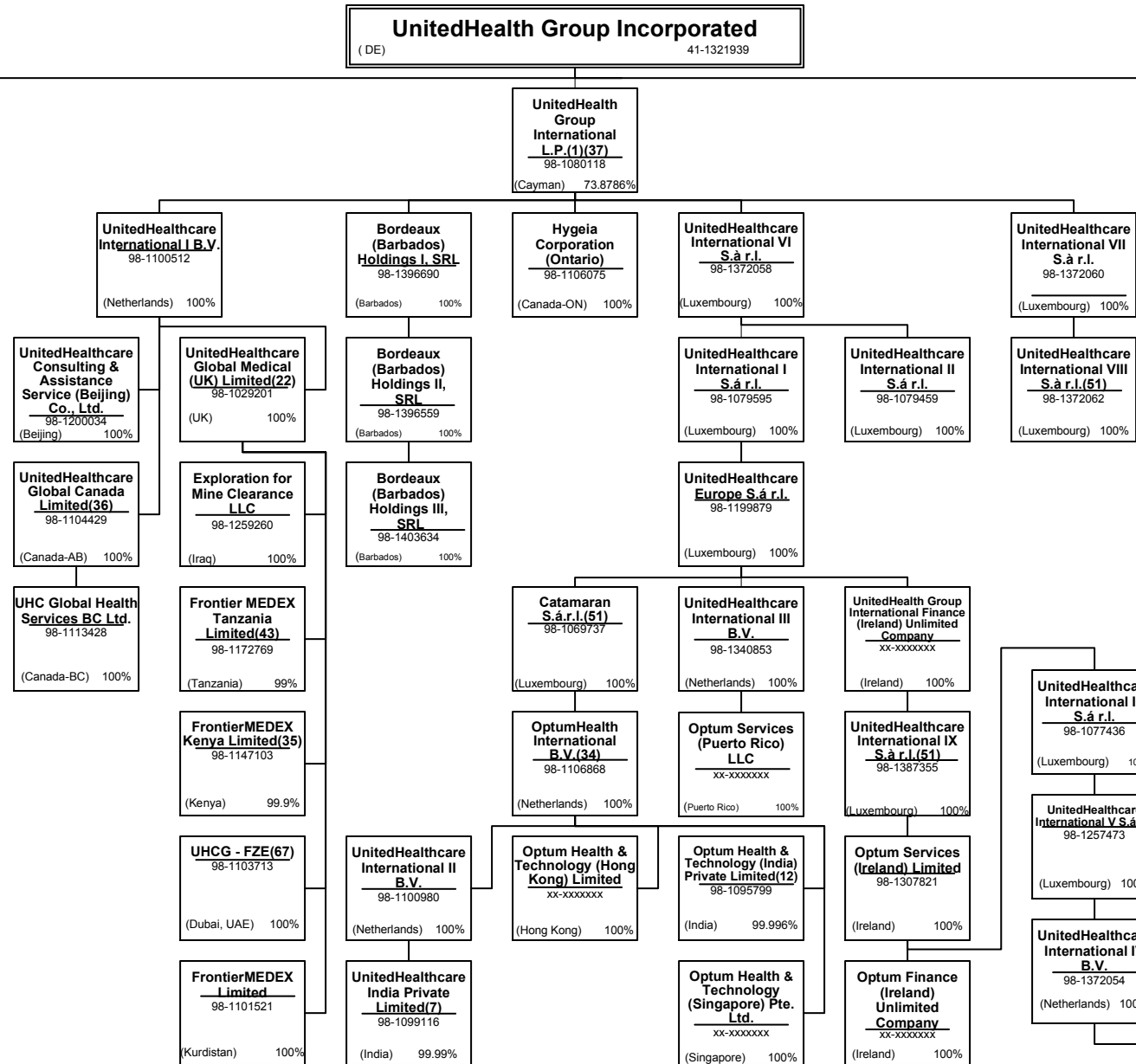
SCHEDULE Y – INFORMATION CONCERNING ACTIVITIES OF INSURER MEMBERS OF A HOLDING COMPANY GROUP

PART 1 – ORGANIZATIONAL CHART



Continued on Next Page

PART 1 – ORGANIZATIONAL CHART



PART 1 – ORGANIZATIONAL CHART

SCHEDULE Y – INFORMATION CONCERNING ACTIVITIES OF INSURER MEMBERS OF A HOLDING COMPANY GROUP

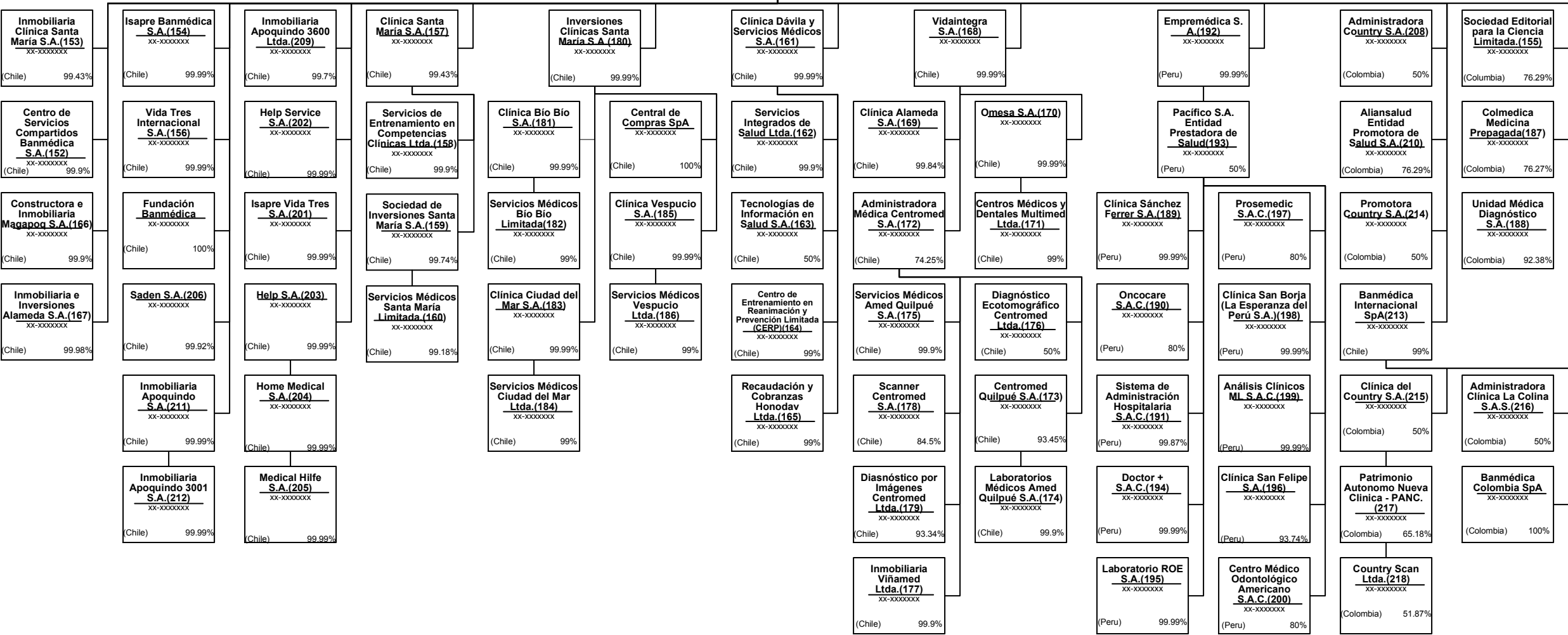
PART 1 – ORGANIZATIONAL CHART



Continued from Previous Page

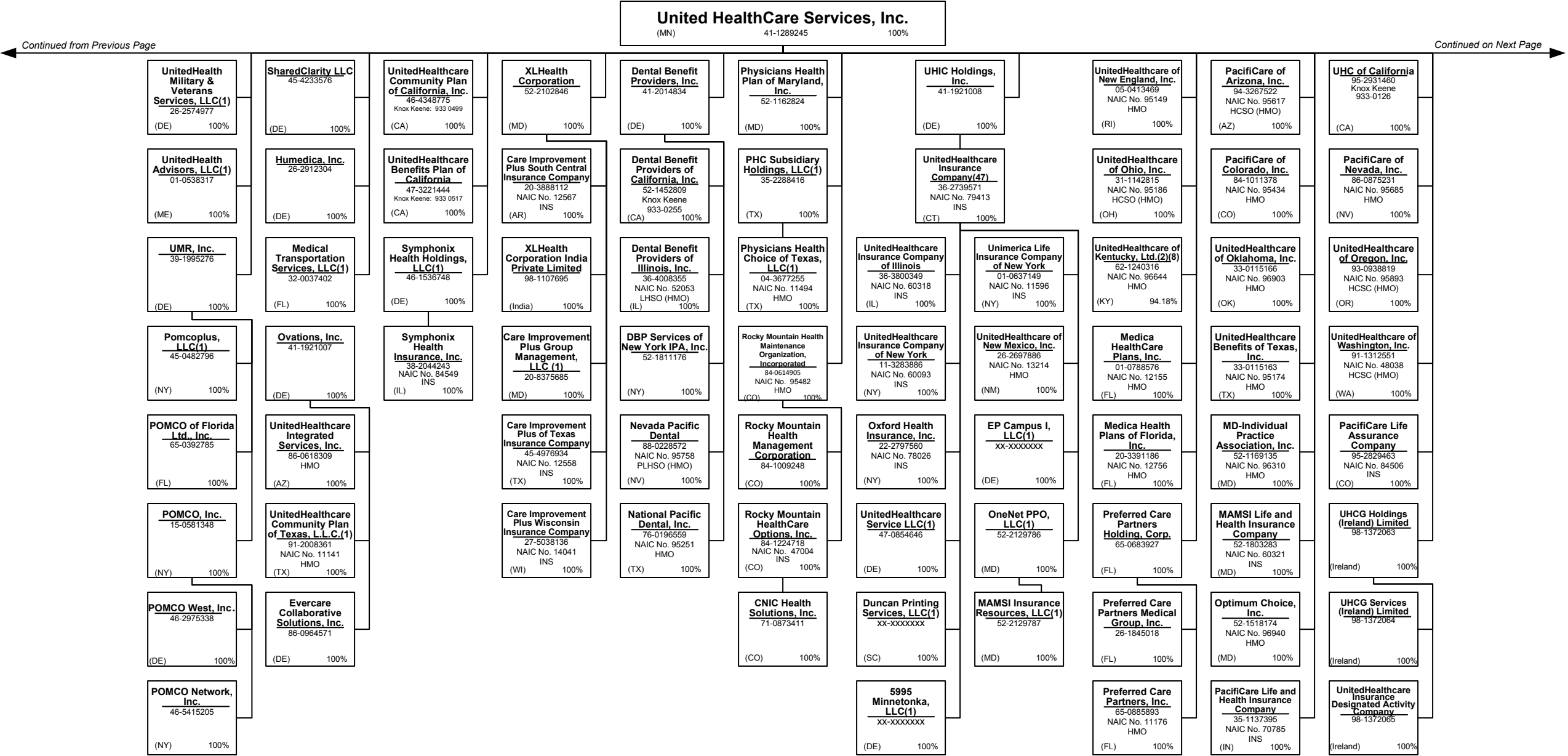


Continued on Next Page



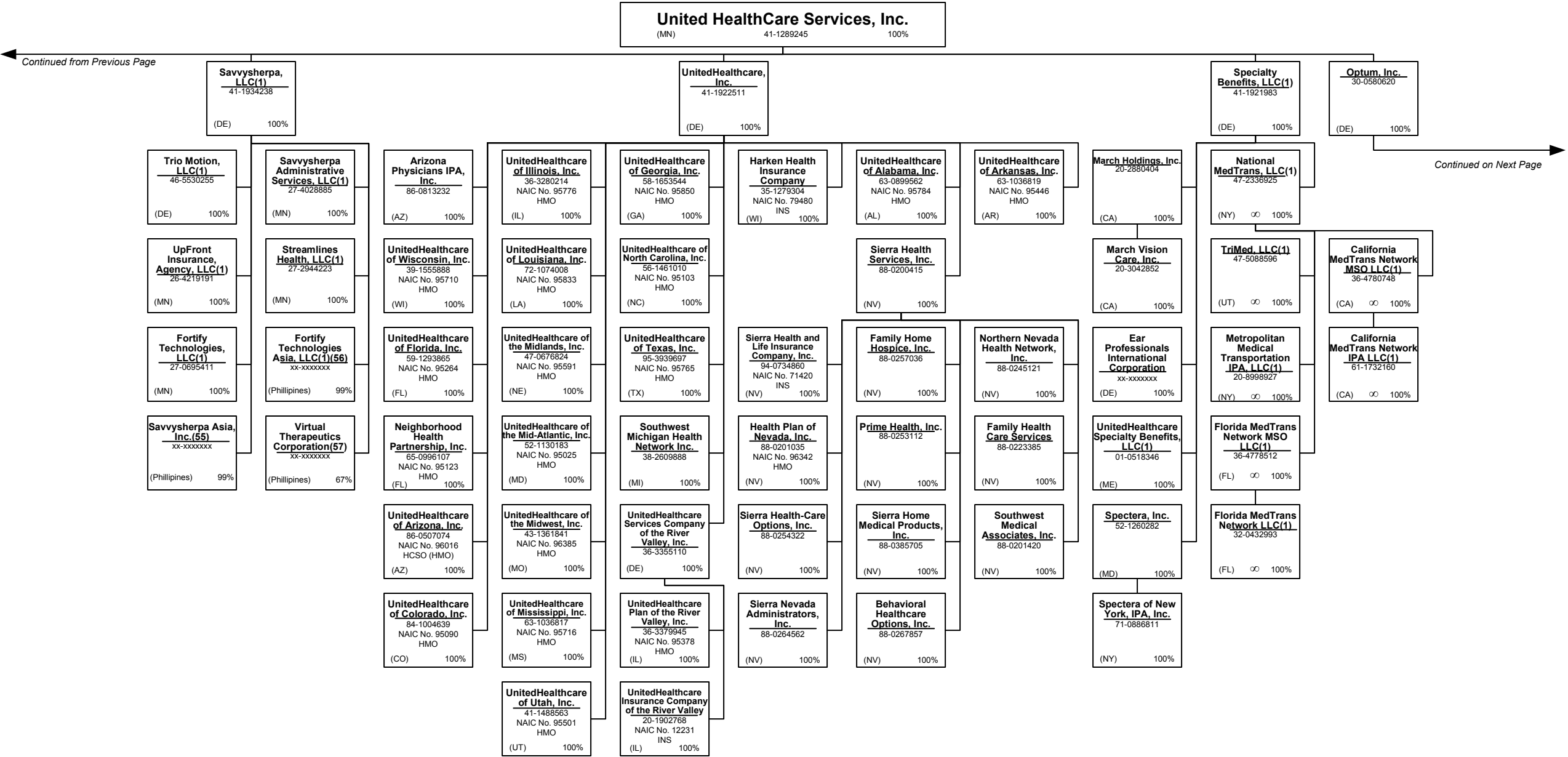
SCHEDULE Y – INFORMATION CONCERNING ACTIVITIES OF INSURER MEMBERS OF A HOLDING COMPANY GROUP

PART 1 – ORGANIZATIONAL CHART

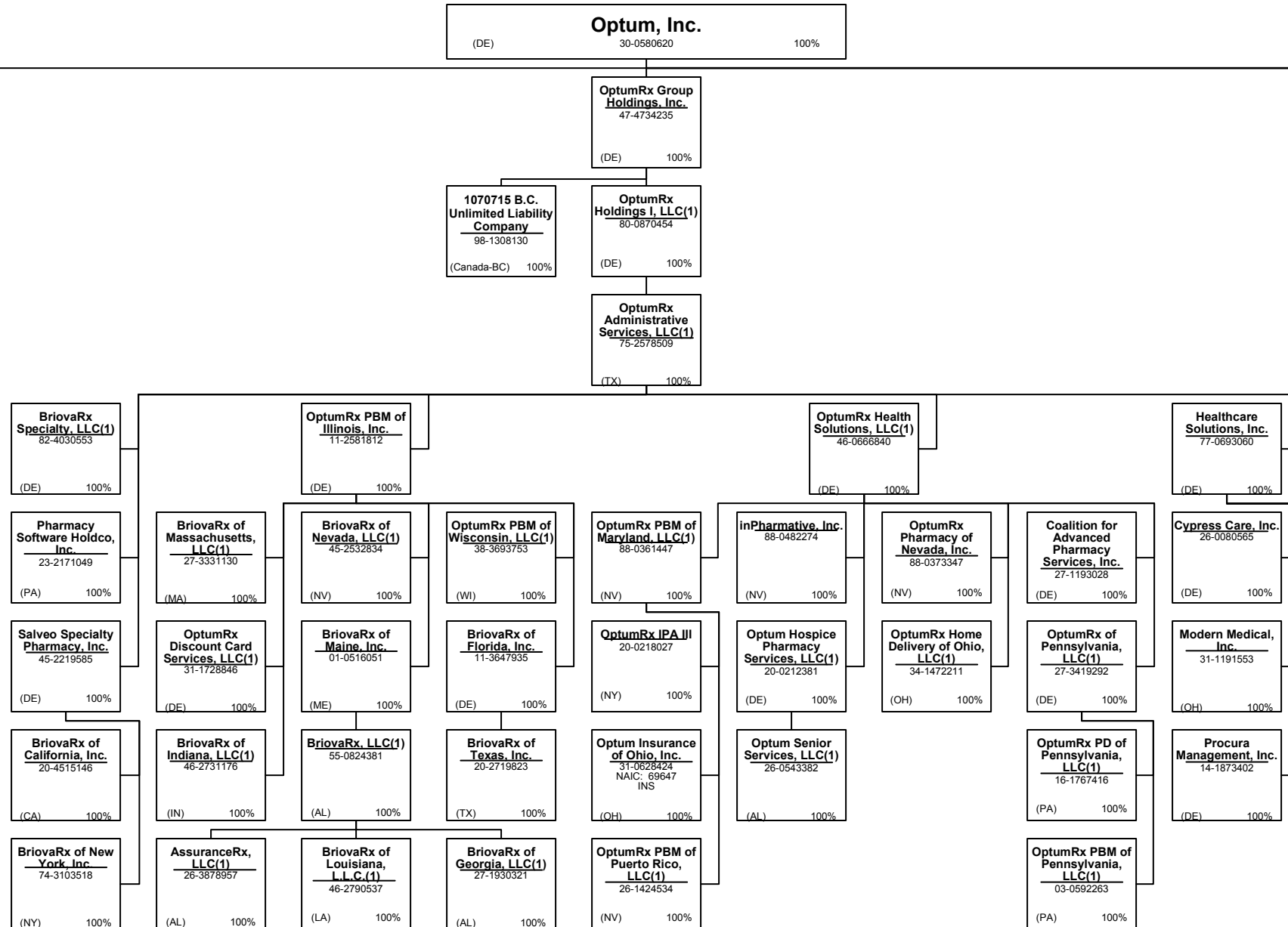


SCHEDULE Y – INFORMATION CONCERNING ACTIVITIES OF INSURER MEMBERS OF A HOLDING COMPANY GROUP

PART 1 – ORGANIZATIONAL CHART

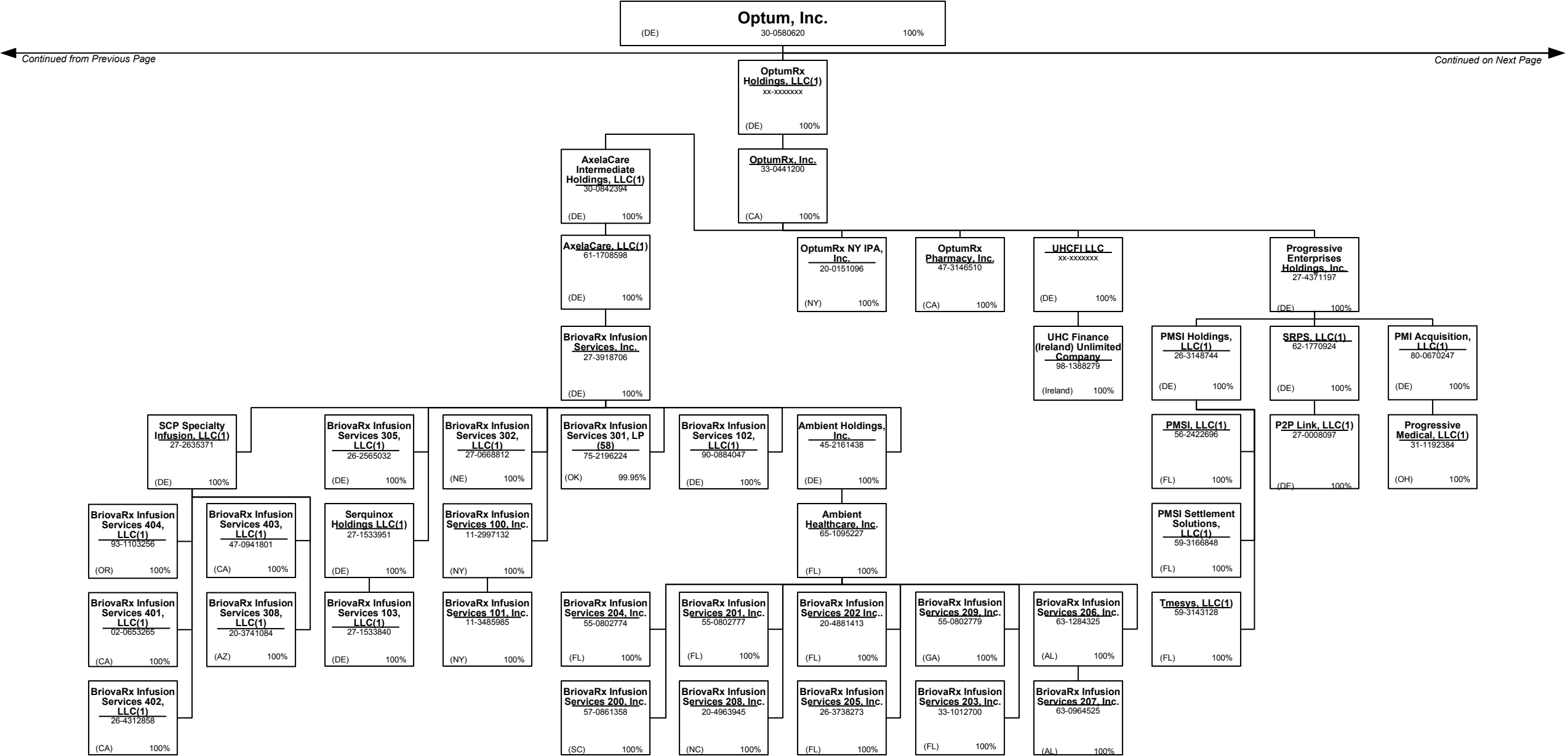


PART 1 – ORGANIZATIONAL CHART

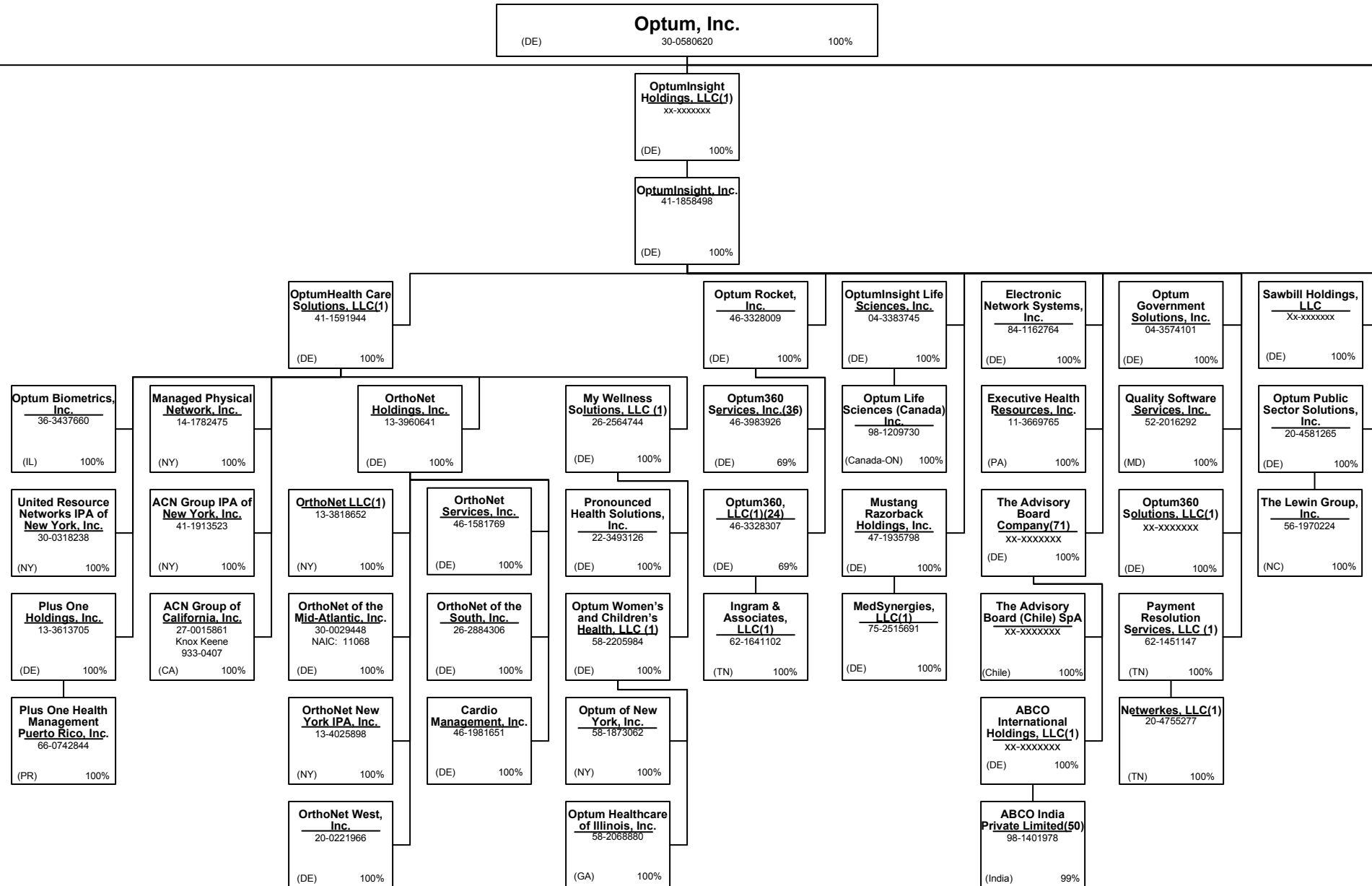


SCHEDULE Y – INFORMATION CONCERNING ACTIVITIES OF INSURER MEMBERS OF A HOLDING COMPANY GROUP

PART 1 – ORGANIZATIONAL CHART

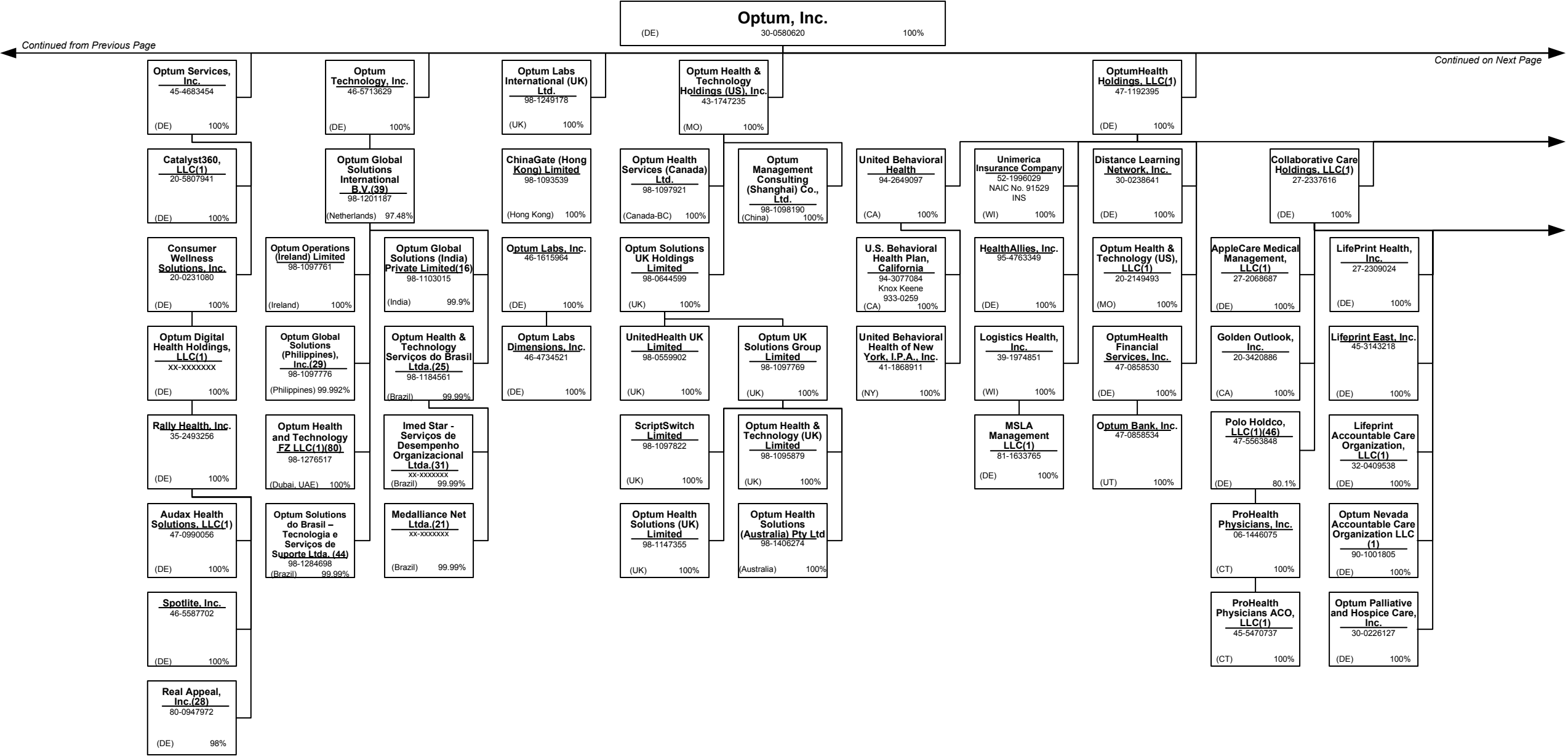


PART 1 – ORGANIZATIONAL CHART



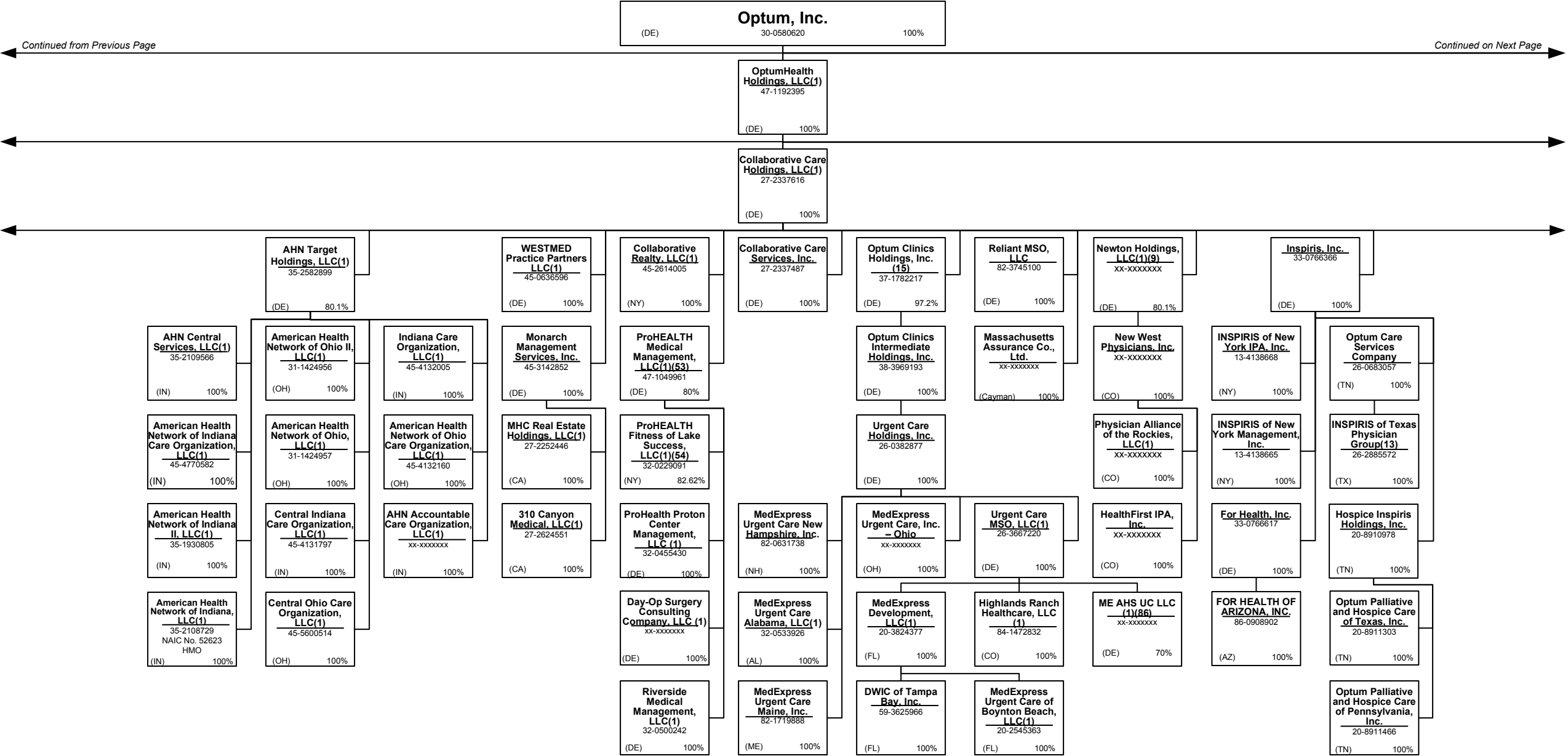
SCHEDULE Y – INFORMATION CONCERNING ACTIVITIES OF INSURER MEMBERS OF A HOLDING COMPANY GROUP

PART 1 – ORGANIZATIONAL CHART



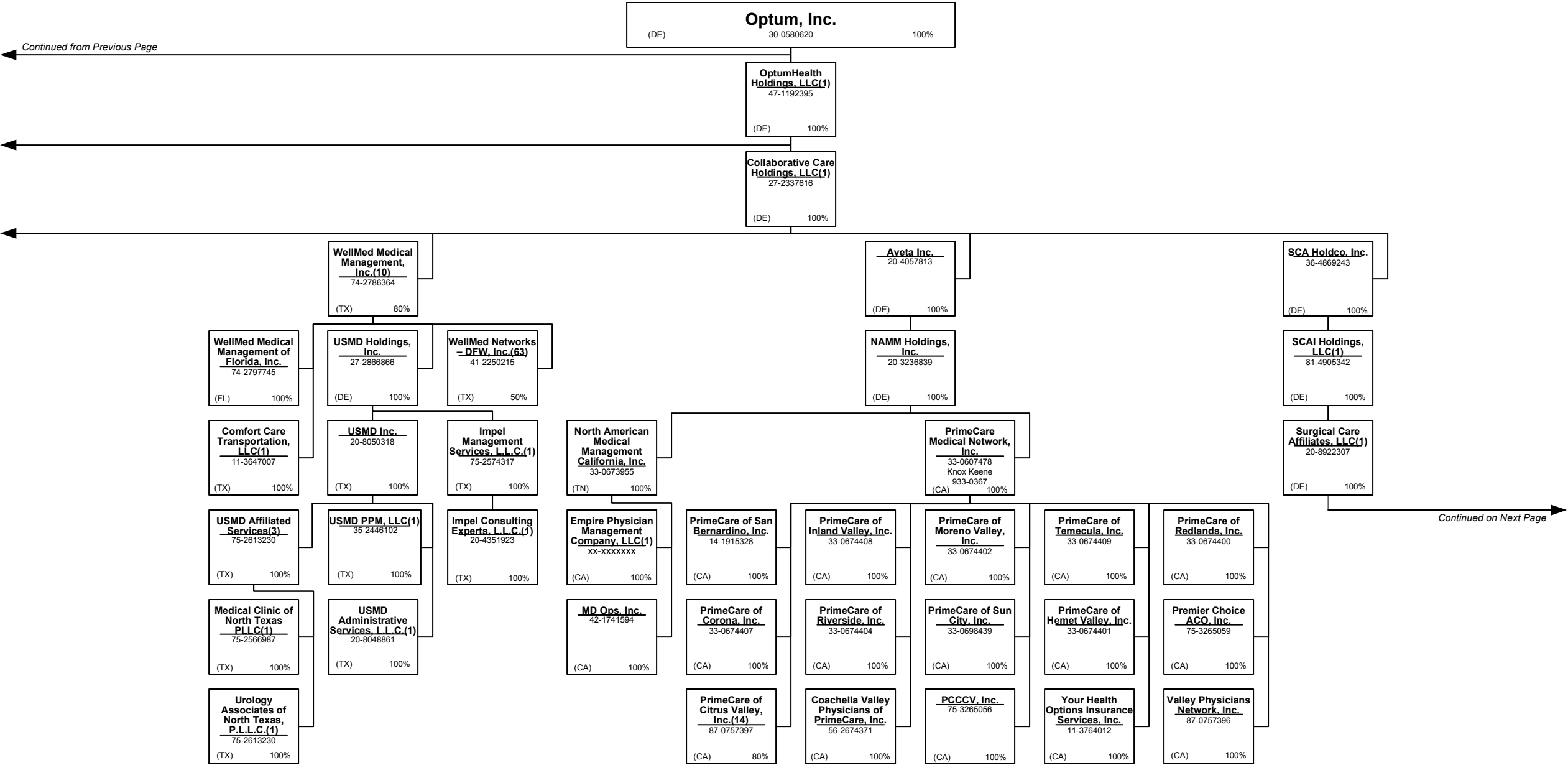
SCHEDULE Y – INFORMATION CONCERNING ACTIVITIES OF INSURER MEMBERS OF A HOLDING COMPANY GROUP

PART 1 – ORGANIZATIONAL CHART



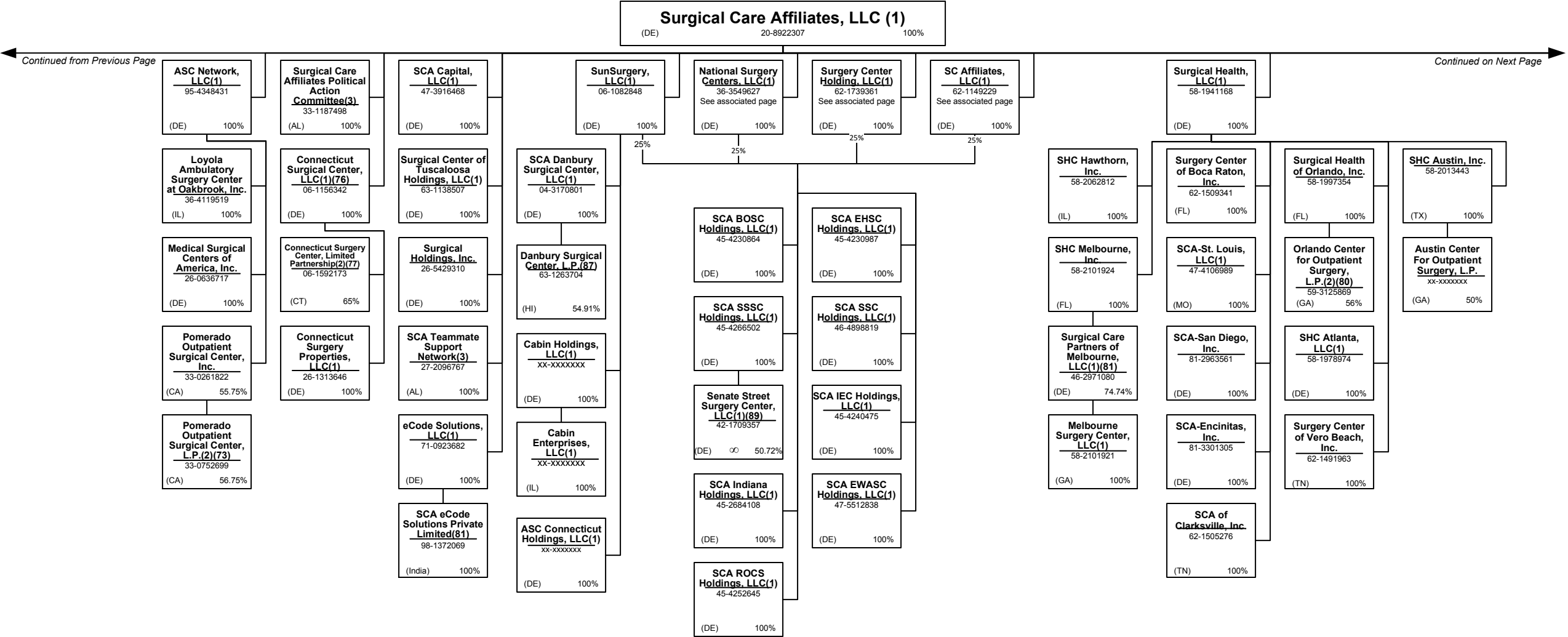
SCHEDULE Y – INFORMATION CONCERNING ACTIVITIES OF INSURER MEMBERS OF A HOLDING COMPANY GROUP

PART 1 – ORGANIZATIONAL CHART



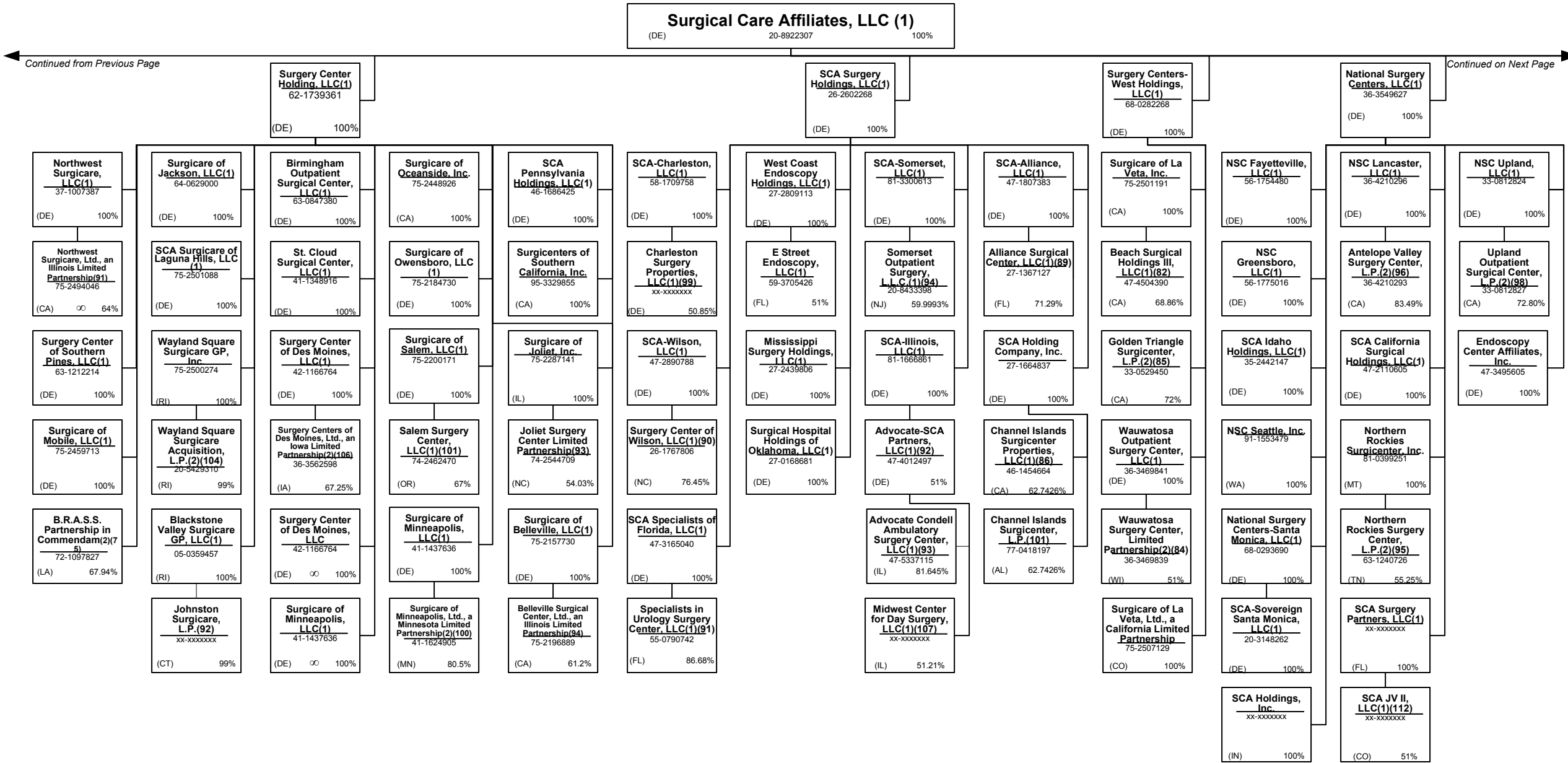
SCHEDULE Y – INFORMATION CONCERNING ACTIVITIES OF INSURER MEMBERS OF A HOLDING COMPANY GROUP

PART 1 – ORGANIZATIONAL CHART





SCHEDULE Y – INFORMATION CONCERNING ACTIVITIES OF INSURER MEMBERS OF A HOLDING COMPANY GROUP

PART 1 – ORGANIZATIONAL CHART



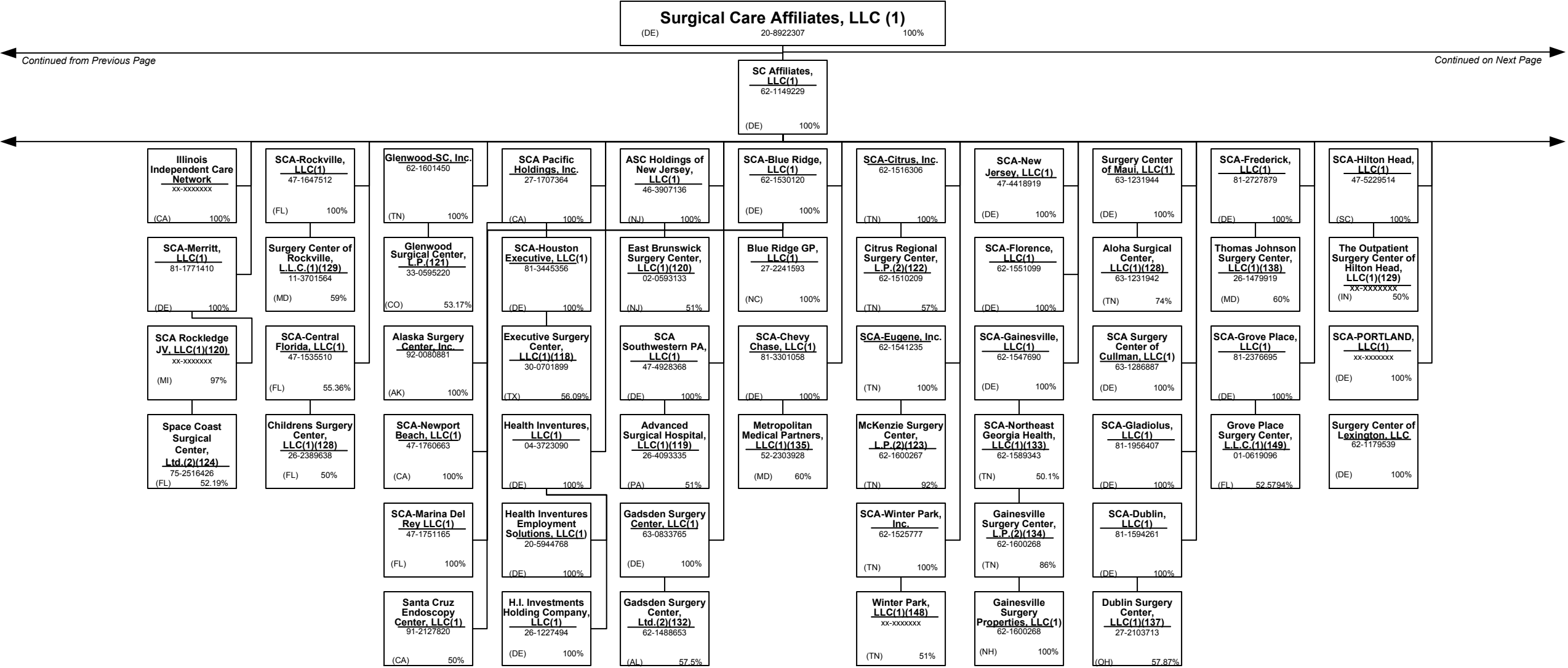
SCHEDULE Y – INFORMATION CONCERNING ACTIVITIES OF INSURER MEMBERS OF A HOLDING COMPANY GROUP

PART 1 – ORGANIZATIONAL CHART



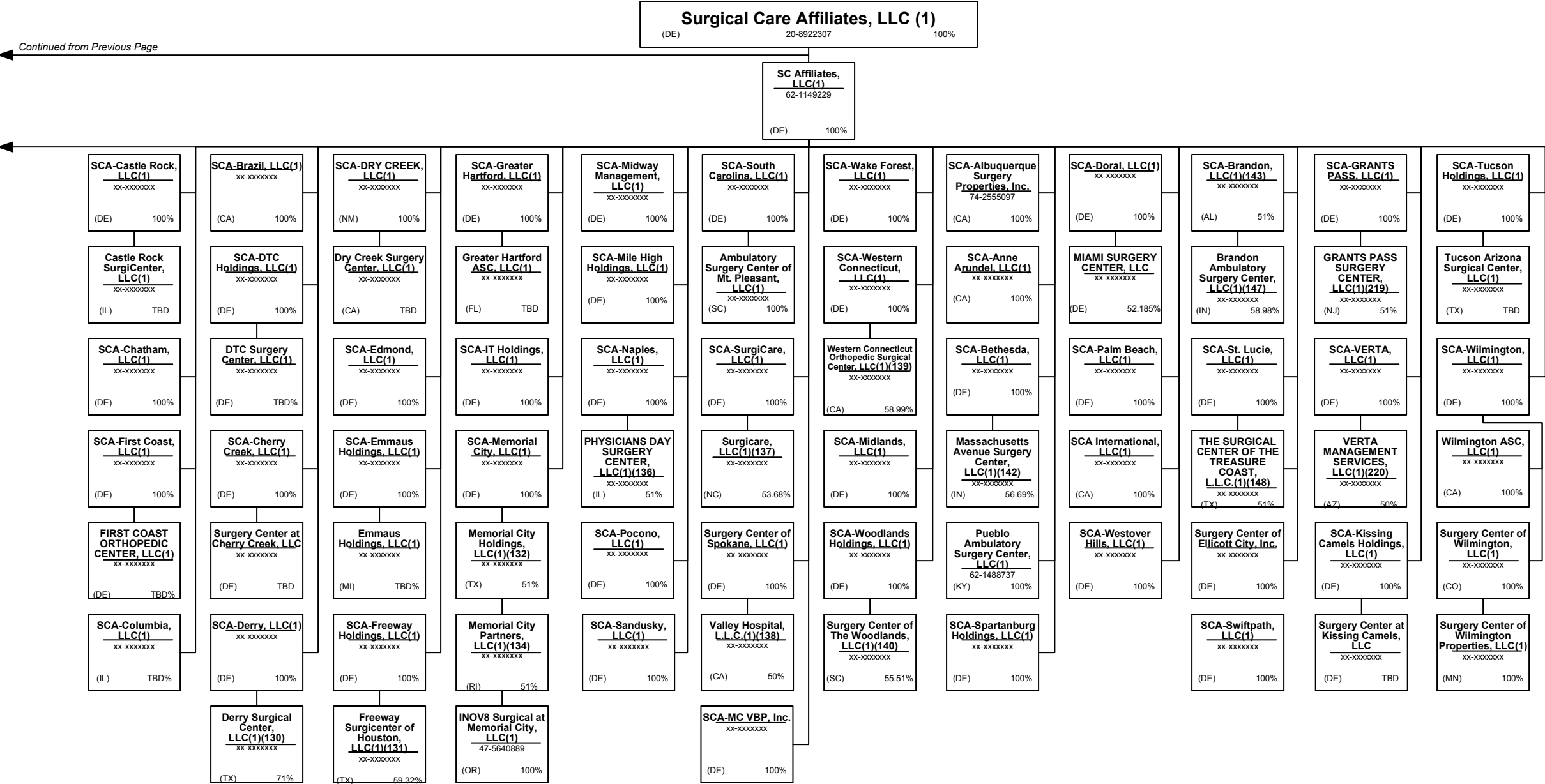
SCHEDULE Y – INFORMATION CONCERNING ACTIVITIES OF INSURER MEMBERS OF A HOLDING COMPANY GROUP

PART 1 – ORGANIZATIONAL CHART



SCHEDULE Y – INFORMATION CONCERNING ACTIVITIES OF INSURER MEMBERS OF A HOLDING COMPANY GROUP

PART 1 – ORGANIZATIONAL CHART



SCHEDULE Y – INFORMATION CONCERNING ACTIVITIES OF INSURER MEMBERS OF A HOLDING COMPANY GROUP
PART 1 – ORGANIZATIONAL CHART

Notes

All legal entities on the Organization Chart are Corporations unless otherwise indicated.

- (1) Entity is a Limited Liability Company
- (2) Entity is a Partnership
- (3) Entity is a Non-Profit Corporation
- (4) Control of the Foundation is based on sole membership, not the ownership of voting securities
- (5) COI Participações S.A. is 89.10289% owned by Esho – Empresa de Serviços Hospitalares S.A. and 10.8971% owned by COIPAR Participações S.A.
- (6) Health Net Services (Cayman) PIC is a Cayman exempted company registered by way of Continuation in the Cayman Islands.
- (7) UnitedHealthcare India Private Limited is 99.999385% owned by UnitedHealthcare International II B.V. and 0.00065% owned by UnitedHealth International, Inc.UnitedHealthcare International II BV holds 100% of the issued preference shares.
- (8) General partnership interests are held by United HealthCare Services, Inc. (89.77%) and by UnitedHealthcare, Inc. (10.23%). United HealthCare Services, Inc. also holds 100% of the limited partnership interests. When combining general and limited partner interests, United HealthCare Services, Inc. owns 94.18% and UnitedHealthcare, Inc. owns 5.83%.
- (9) Newton Holdings, LLC, is 80.1% owned by Collaborative Care Holdings, LLC and the remaining 19.9% is owned by outside shareholders.
- (10) WellMed Medical Management, Inc. is 80% owned by Collaborative Care Holdings, LLC and 20% owned by WMG Healthcare Partners, L.P.
- (11) Seisa Serviços Integrados de Saúde Ltda is 99.99% owned by Amil Assistência Médica Internacional S.A. and 0.00001% owned by Cemed Care – Empresa de Atendimento Clínico Geral Ltda.
- (12) Optum Health & Technology (India) Private Limited is 99.9995% owned by OptumHealth International B.V. and 0.0005 % owned by United Behavioral Health.
- (13) INSPIRIS of Texas Physician Group is a Texas non-profit (taxable) whose sole member is Inspiris Services Company.
- (14) PrimeCare of Citrus Valley, Inc. is 80% owned by PrimeCare Medical Network, Inc. and 20% owned by Citrus Valley Medical Associates, Inc.
- (15) Optum Clinics Holdings, Inc. is 97.2% owned by Collaborative Care Holdings, LLC and 2.8% is owned by external shareholders.
- (16) Optum Global Solutions (India) Private Limited is 99.999466 % owned by Optum Global Solutions International BV and 0.000534% UnitedHealth International, Inc. as nominee of Optum Global Solutions International BV per India requirement to have two shareholders.
- (17) Amico Saúde Ltda. is 98.927933% owned by Amil Assistência Médica Internacional S.A. and 1.072067% owned by Cemed Care – Empresa de Atendimento Clínico Geral Ltda.
- (18) Esho – Empresa de Serviços Hospitalares S.A. is 99.630% owned by Amil Assistência Médica Internacional S.A.and .016254% owned by Treasury Shares and .353520% owned by external shareholders.
- (19) Etho – Empresa de Tecnologia Hospitalar Ltda. 82.642% owned by Amil Assistência Médica Internacional S.A.and 17.358% owned by an external shareholder.
- (20) Orthology, Inc. is 98% owned by UnitedHealth Group Ventures, LLC and 2% owned by external shareholders.
- (21) Medalliance Net Ltda. is owned 99.999985% by Optum Health & Technology Serviços do Brasil Ltda. and 0.000015% by UHG Brasil Participações S.A.
- (22) Branch offices in Iraq and Uganda.
- (23) Cemed Care Empresa de Atendimento Clínico Geral Ltda. Is 99.9999996% owned by Amil Assistência Médica Internacional S.A. and 0.000004% owned by Esho – Empresa de Serviços Hospitalares S.A.

- (24) Optum 360, LLC is 69% owned by Optum Rocket, Inc; the remaining 31% is owned by external holders.
- (25) Optum Health & Technology Serviços do Brasil Ltda. is 99.9964% owned by Optum Global Solutions International B.V. and .0036% owned by OptumInsight, Inc.
- (26) Bosque Medical Center Ltda. is 82.58% owned by Amil Assistência Médica Internacional S.A.and 17.41949% owned by Esho – Empresa de Servicos Hospitalares S.A.
- (27) H&W Indemnity (SPC), Ltd. is an exempted segregated portfolio company organized under the laws of the Cayman Islands and holds a Cayman insurance license.
- (28) Real Appeal, Inc. is 98% owned by Rally Health, and the remaining 2% is owned by external shareholders.
- (29) Optum Global Solutions (Philippines), Inc. is 99.992% owned by Optum Global Solutions International B.V., and the remaining 0.008% is held by individual shareholders.
- (30) Amil Clinical Research Participações Ltda. is 99.95% owned by Esho – Empresa de Serviços Hospitalares S.A. and 0.05% owned by Cemed Care – Empresa de Atendimento Clínico Geral Ltda.
- (31) Imed Star Serviços de Desempenho Organizacional Ltda. is 99.99998% owned by Optum Health & Technology Serviços do Brasil Ltda and 0.00002% owned by UHG Brasil Participações S.A.
- (32) Hospital de Clínicas de Jacarepaguá Ltda. is 99.999998% owned by Esho – Empresa de Serviços Hospitalares S.A. and 0.000002% is owned by Cemed Care – Empresa de Atendimento Clínico Geral Ltda.
- (33) Hospital Alvorada Taguatinga Ltda. is 85.04% owned by Amil Assistência Médica Internacional S.A. 9.90% by Bosque Medical Center Ltda., and 5.06% is owned by Hospital Samaritano de São Paulo Ltda.
- (34) Registered as foreign shareholder in Brazil. Optum Global Solutions International B.V. is held 97.48% by Optum Technology, Inc. and 2.52% by OptumHealth International B.V.
- (35) FrontierMEDEX Kenya Limited is 99.9% owned by UnitedHealthcare Global Medical (UK) Limited and 0.1% owned by UnitedHealthcare International I B.V.
- (36) UnitedHealthcare Global Canada Limited is registered in Nova Scotia and Newfoundland& Labrador.
- (37) The limited partners of UnitedHealth Group International, L.P. include FMG Holdings, LLC (25.7714%), Hygeia Corporation (DE) (0.3523%) and UnitedHealth Group Incorporated (73.8786%).
- (38) Polar II Fundo de Investimento em Participações is a Brazilian private equity investment fund incorporated in the form of a closed-end condominium.
- (39) Optum Global Solutions International B.V. is 97.48% owned by Optum Technology, Inc. and 2.52% is owned by OptumHealth International B.V.
- (40) Amil Assistência Médica Internacional S.A. is 91.81% owned by Polar II Fundo de Investimento em Participações and the remaining 8.19% is owned by the former controlling shareholders of Amil Assistência Médica Internacional S.A.
- (41) Lusiadas A.C.E. is 55% owned by Lusiadas, SGPS, S.A., 10% owned by Lusiadas – Parcerias Cascais, S.A., 20% owned by Lusiadas, S.A., 5% owned by Clínica Médico Cirúrgica de Santa Tecla, S.A. and 10% owned by CLISA – Clínica de Santo António, S.A.
- (42) Centro Médico PJ Ltda. is 99.99998% owned by Esho – Empresa de Serviços Hospitalares S.A. and 0.00002% is owned by Cemed Care – Empresa de Atendimento Clínico Geral Ltda.
- (43) Frontier Medex Tanzania Limited is 99% owned by UnitedHealthcare Global Medical (UK) Limited. The remaining 1% is owned by a former officer of Frontier MEDEX Limited and is being transferred to UnitedHealthcare International I BV.

- (44) Optum Solutions do Brasil – Tecnologia e Serviços de Suporte Ltda., is 99.999998% owned by Optum Global Solutions International B.V.and 0.00002% owned by OptumInsight, Inc.
- (45) Multiangio Ltda. is 83% owned by Esho – Empresa de Serviços Hospitalares S.A. and the remaining 17% is owned by external shareholders.
- (46) Polo Holdco, LLC is 80.1% owned by Collaborative Care Holdings, LLC and the remaining 19.9% being owned by an outside third party.
- (47) Excellion Serviços Biomédicos Ltda is 99.999997% owned by Esho – Empresa de Serviços Hospitalares S.A. and 0.000003% is owned by Cemed Care - Empresa de Atendimento Clínico Geral Ltda.
- (48) Hospital Samaritano de São Paulo Ltda. is 99.9999998% owned by Esho – Empresa de Serviços Hospitalares S.A.and the remaining 0.0000002% is owned by Hospital Alvorada Taguatinga Ltda.
- (49) TBD
- (50) ABCO India Private Limited is 99% owned by ABCO International Holdings, LLC and 1% owned by The Advisory Board Company.
- (51) Branch office located in the United States.
- (52) UnitedHealthcare Insurance Company has a representative office in Beijing, China.
- (53) ProHEALTH Medical Management, LLC is 80% owned by Collaborative Care Holdings, LLC and 20% owned by an external shareholder.
- (54) ProHEALTH Fitness of Lake Success, LLC is 82.62% owned by ProHEALTH Medical Management, LLC and 17.38% by an external shareholder.
- (55) Savvysherpa Asia, Inc. is 99% owned by Savvysherpa, LLC and the remaining 1% is owned by a number of individual shareholders.
- (56) Fortify Technologies Asia, LLC is 99% owned by Savvysherpa, LLC and the remaining 1% is owned by a number of individual shareholders.
- (57) Virtual Therapeutics Corporation is 67% owned by Savvysherpa, LLC and the remaining 33.4% is owned by an outside third party.
- (58) BriovaRx Infusion Services 301, LP is 99.95% owned by AxelaCare Holdings, Inc. with the remaining 0.05% interest as a limited partner being held by BriovaRx Infusion Services 305, LLC.
- (59) XLHealth Corporation India Private Limited is owned 99.999% by XL Health Corporation and the remaining 0.001% is held by a former director of the company.
- (60) Hospitais Associados de Pernambuco Ltda. is 90% owned by Esho – Empresa de Serviços Hospitalares S.A. and 10% is owned by an external shareholder.
- (61) Topimagem Diagnóstico por Imagem Ltda.is 89% owned by Esho – Empresa de Serviços Hospitalares S.A., and the remaining 11% interest is owned by external shareholders.
- (62) Dilab – Medicina Nuclear Ltda is 85% owned by Esho – Empresa de Serviços Hospitalares S.A. and the remaining 15% is owned by external shareholders.
- (63) WellMed Networks – DFW, Inc. is 50% owned by WellMed Networks, Inc. and 50% owned by USMD Inc. WellMed Medical Management, Inc. controls 100% of WellMed Networks - DFW.
- (64) Clinica Oftalmologica Danilo de Castro Sociedade Simples is 99.66% owned by Hospital Alvorada de Taguatinga Ltda. and the remaining 0.333333% is owned by Lotten-Eyes Oftalmologia Clinica e Cirurgica Ltda.
- (65) Lotten-Eyes Oftalmologia Clinica e Cirurgica Ltda. is 99.99% owned by Hospital Alvorada de Taguatinga Ltda.and the remaining 0.000012% is owned by Esho – Empresa de Serviços Hospitalares S.A.
- (66) CMO – Centro Médico de Oftalmologia S/S Ltda. is 99% owned by Hospital Alvorada de Taguatinga Ltda. and the remaining 1% is owned by Lotten-Eyes Oftalmologia Clinica e Cirurgica Ltda.
- (67) UHCG-FZE is registered in the Dubai Silicon Oasis free zone.
- (68) Elual Participações S.A. is 60% owned by Amil Assistência Médica Internacional S.A. and 40% by Esho – Empresa de Serviços Hospitalares S.A.

SCHEDULE Y – INFORMATION CONCERNING ACTIVITIES OF INSURER MEMBERS OF A HOLDING COMPANY GROUP
PART 1 – ORGANIZATIONAL CHART

Notes

All legal entities on the Organization Chart are Corporations unless otherwise indicated.		
(69)	Hospital Santa Helena S.A. is 65.21% owned by Elual Participações S.A. and 33.60% owned by Esho – Empresa de Serviços Hospitalares S.A. and 1.19% is owned by external shareholder	
(70)	Santa Helena Assistência Médica S.A. is 65.21% owned by Elual Participações S.A. and the remaining 33.60% is owned by Amil Assistência Médica Internacional S.A. and 1.19% is owned by external shareholder.	
(71)	Registered branches in Australia and the UK.	
(72)	Hospital Ana Costa S.A. is 57.41% owned by Plano de Saúde Ana Costa Ltda., 13.012% by Hospital Alvorada Taguatinga Ltda. and the remaining 29.576% is owned by external shareholders.	
(73)	Pomerado Outpatient Surgical Center, Inc. holds a 50.75% general partnership interest and 6% limited partnership interest in Pomerado Outpatient Surgical Center, L.P.	
(74)	TBD	
(75)	Surgery Center Holding, LLC holds a 51% general partnership interest and a 23.94% limited partnership interest in B.R.A.S.S. Partnership in Commendam	
(76)	The remaining 25% membership interest is owned by Trinity Health-New England, Inc.	
(77)	Connecticut Surgical Center, LLC holds a 51% general partnership interest and a 14% limited partnership interest in Connecticut Surgery Center, Limited Partnership.	
(78)	TBD	
(79)	TBD	
(80)	Registered in the Dubai Healthcare City free zone.	
(81)	SCA eCode Solutions Private Limited is 99.99% owned by eCode Solutions LLC and 0.01% a director of the company.	
(82)	Plano de Saúde Ana Costa Ltda. is 74.85961% owned by Amil Assistência Médica Internacional S.A. and the remaining 25.14039% is owned by Santos Administração e Participações S.A.	
(83)	SCA Salt Lake Surgical Center, Inc. holds a 71.25% limited partnership interest and a 20% general partnership interest in Salt Lake Surgical Center, L.P.	
(84)	Wauwatosa Outpatient Surgery Center, LLC holds a 51% limited partnership interest in Wauwatosa Surgery Center, Limited Partnership.	
(85)	Surgery Centers-West Holdings, LLC holds a 71% limited partnership interest and a 1% general partnership interest in Golden Triangle Surgicenter, L.P.	
(86)	ME AHS UC LLC is 70% owned by Urgent Care MSO, LLC and the remaining 30% is owned by an external party.	
(87)	TBD	
(88)	TBD	
(89)	The remaining is owned by individual physicians.	
(90)	TBD	
(91)	The remaining is owned by individual physicians.	
(92)	The remaining 1% is owned by Surgery Center Holding, LLC.	
(93)	The remaining is owned by individual physicians.	
(94)	The remaining is owned by individual physicians.	
(95)	Northern Rockies Surgicenter, Inc. holds a 51% general partnership interest and a 4.25% limited partnership interest in Northern Rockies Surgery Center, L.P.	
(96)	NSC Lancaster, LLC holds a 81.24% limited partnership interest and a 1% general partnership interest in Antelope Valley Surgery Center, L.P.	
(97)	NSC Sarasota, Inc. holds a 81.1% limited partnership interest and a 1.02% general partnership interest in Sarasota Endoscopy Center, L.P.	
(98)	NSC Upland, LLC holds an 80% general partnership interest and a 12.81% limited partnership interest in Upland Outpatient Surgical Center, L.P.	
(99)	TBD	(135)
(100)	Surgicare of Minneapolis, LLC holds a 50% general partnership interest and a 30.5% limited partnership interest in Surgicare of Minneapolis, Ltd., a MN Limited Partnership	SCA-Northeast Georgia Health, LLC holds a 51% general partnership interest and a 35% limited partnership interest in Gainesville Surgery Center, L.P.
(101)	The remaining 36.26% is owned by individual physicians and 1% is owned by SC Affiliates, LLC	(136)
(102)	Waco Outpatient Surgical Center, Inc. holds a 51% general partnership interest and a 48% limited partnership interest in Waco Surgical Center, Ltd.	The remaining 49% is owned by PDSC Physicians, Inc.
(103)	TBD	(137)
(104)	Wayland Square Surgicare GP, Inc. holds a 40% general partnership interest and a 59% limited partnership interest in Wayland Square Surgicare Acquisition, L.P.	The remaining is owned by individual physicians.
(105)	TBD	(138)
(106)	Surgery Center of Des Moines, LLC holds a 51% general partnership interest and a 14.85% limited partnership interest in Surgery Centers of Des Moines, Ltd., an IA Limited Partnership	TBD
(107)	The remaining is owned by individual physicians.	(139)
(108)	Surgery Center of Louisville, LLC holds a 51% general partnership interest and a 14.4% limited partnership interest in Louisville S.C., Ltd.	The remaining is owned by individual physicians.
(109)	TBD	(140)
(110)	Surgery Center of Easton, LLC holds a 57% general partnership interest in The Surgery Center of Easton, L.P.	The remaining is owned by individual physicians.
(111)	TBD	(141)
(112)	The remaining is owned by ASC JV Holdings, LLC.	SCA Stonegate Holdings, LLC holds a 52% general partnership interest in Stonegate Surgery Center, L.P.
(113)	The remaining 1% membership interest is owned by SCA Affiliates, LLC	(142)
(114)	The remaining is owned by individual physicians.	TBD
(115)	The remaining is owned by individual physicians.	(143)
(116)	The remaining is owned by individual physicians.	TBD
(117)	SCA-Mt. Pleasant, LLC holds a 51% general partnership interest and a 44.41% limited partnership interest in Mt. Pleasant Surgery Center, L.P.	(144)
(118)	TBD	Redlands Ambulatory Surgery Center holds a 51% general partnership interest and a 7.22% limited partnership interest in Inland Surgery Center, L.P. SC Affiliates also holds a 13.03% limited partnership interest in Inland Surgery Center, L.P.
(119)	The remaining is owned by individual physicians.	(145)
(120)	The remaining is owned by individual physicians.	TBD
(121)	The remaining is owned by individual physicians.	(146)
(122)	SCA-Citrus, Inc. holds a 52% general partnership interest and a 5% limited partnership interest in Citrus Regional Surgery Center, L.P.	Surgery Center of Muskogee owns 14.90%
(123)	SCA-Eugene, Inc. holds a 51% general partnership interest and a 41% limited partnership interest in McKenzie Surgery Center, L.P.	(147)
(124)	SCA-Merritt, LLC holds a 50.08% general partnership interest in Space Coast Surgery Center, Ltd.	The remaining is owned by individual physicians.
(125)	SCA-Florence, LLC holds a 50% general partnership interest in Florence Surgery Center, L.P.	(148)
(126)	SCA-South Jersey, LLC holds a 51% general partnership interest and a 19.95% limited partnership interest in Surgical Center of South Jersey, Limited Partnership. SC Affiliates, LLC also holds a 7.08% limited partnership interest in Surgical Center of South Jersey, Limited Partnership.	The remaining is owned by individual physicians.
(127)	SCA-Colorado Springs, LLC holds a 51% general partnership interest and a 44% limited partnership interest in Colorado Springs Surgery Center, Ltd.	(149)
(128)	The remaining is owned by individual physicians.	TBD
(129)	The remaining is owned by SCA-Hilton Head, LLC.	(151)
(130)	TBD	The remaining 4.1% is owned by external shareholders.
(132)	The remaining 49% is owned by Stefan Kreuzer, M.D.	(152)
(133)	Gadsden Surgery Center, LLC holds a 51% general partnership interest and a 6.5% limited partnership interest in Gadsden Surgery Center, Ltd.	The remaining 0.1% is owned by Inversiones Clínicas Santa María S.A.
(134)	The remaining 30% is owned by INOV8 Surgicial at Memorial City, LLC and 19% is owned by SCA-Memorial City, LLC.	(153)
		Minority ownership is held by thid party shareholders. Corporate name is Inmobiliaria Santa María S.A.
		(154)
		The remaining 0.0001% is owned by Clínica Dávila y Servicios Médicos S.A.
		(155)
		Constructora Inmobiliaria Megapoq S.A owns 1 share
		(156)
		The remaining 0.0001% is owned by Clínica Dávila y Servicios Médicos S.A.
		(157)
		Minority ownership is held by several third party shareholders.
		(158)
		In acordance to a capital increase executed on 2018, Clínica Santa María S.A. owns 99,9% of the shares. Minority ownership is held by Sociedad de Inversiones Santa María S.A.
		(159)
		The remaining 0.2569% is owned by Clínica Dávila y Servicios Médicos S.
		(160)
		The remaining 0.8238% is owned by Clínica Santa María S.A.
		(161)
		The remaining 0.009% is owned by Clínica Santa María S.A.
		(162)
		The remaining 0.10% is owned by Clínica Santa María S.A.
		(163)
		The remaining 50% is owned by Clínica Santa María S.A.
		(164)
		The remaining 1% is owned by Servicios Integrados de Salud Ltda.
		(165)
		The remaining 1% is owned by Servicios Integrados de Salud Ltda.
		(166)
		The remaining 0.1% is owned by Inmobiliaria Apoquindo 3600 Ltda.
		(167)
		The remaining 0.02% is owned by Saden S.A.
		(168)
		The remaining 0.0001% is owned by Saden S.A.
		(169)
		The remaining 0.159% is owned by Saden S.A.
		(170)
		The remaining 0.01% is owned by Saden S.A.
		(171)
		The remaining 0.01% is owned by Clínica Dávila y Servicios Médicos S.A.
		(172)
		The remaining 25.75% is owned by several third pary shareholders.
		(173)
		The remaining 6.55% is owned by third pary shareholders.
		(174)
		The remaining 0.1% is owned by Servicios Amed Quilpué S.A.
		(175)
		The remaining 0.1% is owned by Laboratorios Médicos Amed Quilpué S.A.
		(176)
		The remaining 50% is owned by Gorki Osorio Vargas (25%) and Danilo Valderrama Torrealba (25%).
		(177)
		The remaining 0,1% is owned by Simón Sacks Link.

SCHEDULE Y – INFORMATION CONCERNING ACTIVITIES OF INSURER MEMBERS OF A HOLDING COMPANY GROUP
PART 1 – ORGANIZATIONAL CHART

Notes

All legal entities on the Organization Chart are Corporations unless otherwise indicated.

- (178) The remaining 15.5% is owned by third party shareholders.
- (179) The remaining 6.66% is owned by Centromed Quilpué S.A.
- (180) The remaining 0.000065% is owned by Clínica Dávila y Servicios Médicos S.A.
- (181) The remaining 0.0001% is owned by Banmédica S.A.
- (182) The remaining 1% is owned by Saden S.A.
- (183) The remaining 0.0001% is owned by Banmédica S.A.
- (184) The remaining 1% is owned by Saden S.A.
- (185) The remaining 0.0001% is owned by Banmédica S.A.
- (186) The remaining 1% is owned by Saden S.A.
- (187) Inmobiliaria Megapoq S.A owns 1 share (0.0000%)
- (188) The remaining 7.62% is owned by Banmédica Colombia S.A. (7.619%), Juan Guillermo Ruiz (0.000142%) and Servicios Legales Corporativos Ltda. (0.000142%).
- (189) No information of the minority shareholder(s) has been provided
- (190) No information of the minority shareholder(s) has been provided
- (191) No information of the minority shareholder(s) has been provided
- (192) No information of the minority shareholder(s) has been provided
- (193) The other shareholder, with the other 50% is El Pacifico-Peruano Suiza Compañía de Seguros y Reaseguros S.A., part of the Credicorp Group
- (194) No information of the minority shareholder(s) has been provided
- (195) No information of the minority shareholder(s) has been provided
- (196) No information of the minority shareholder(s) has been provided
- (197) No information of the minority shareholder(s) has been provided
- (198) No information of the minority shareholder(s) has been provided
- (199) No information of the minority shareholder(s) has been provided
- (200) No information of the minority shareholder(s) has been provided
- (201) The remaining 0.0001% is owned by Clínica Dávila y Servicios Médicos S.A.
- (202) The remaining 0.00004% is owned by Saden S.A.
- (203) The remaining 0.00004% is owned by Saden S.A.
- (204) The remaining 0.0017% is owned by Saden S.A.
- (205) The remaining 0.0001% is owned by Saden S.A.
- (206) The remaining 0.08% is owned by Clínica Dávila y Servicios Médicos S.A.
- (207) TBD
- (208) No information of the other shareholder(s) has been provided
- (209) The remaining 0.3% is owned by Inmobiliaria Apoquindo 3001 S.A.
- (210) Inmobiliaria Megapoq S.A owns 1 share (0.0000%)
- (211) The remaining 0.0001% is owned by Saden S.A.
- (212) The remaining 0.0008% is owned by Vida Tres Internacional S.A.
- (213) The remaining 0.01% is owned by Saden S.A.
- (214) Currently undergoing a liquidation procedure
- (215) No information of the other shareholder(s) has been provided
- (216) No information of the other shareholder(s) has been provided

- (217) Banmédica S.A. owns 9.67% and Promotora del Country S.A. (Colombia) owns 0.23%. This Patrimony has two business units (Conuntry and Hill).
- (218) The remaining 49.2% is owned by third party shareholders.
- (219) The remaining 49% is owned by individual physicians.

SCHEDULE Y
PART 1A - DETAIL OF INSURANCE HOLDING COMPANY SYSTEM

1	2	3	4	5	6	7	8	9	10	11	12	13	14	15	16
Group Code	Group Name	NAIC Company Code	ID Number	Federal RSSD	CIK	Name of Securities Exchange if Publicly Traded (U.S. or International)	Names of Parent, Subsidiaries Or Affiliates	Domi-ciliary Location	Relation-ship to Reporting Entity	Directly Controlled by (Name of Entity/Person)	Type of Control (Ownership, Board, Management, Attorney-in-Fact, Influence, Other)	If Control is Owner-ship Provide Per-centage	Ultimate Controlling Entity(ies)/Person(s)	Is an SCA Filing Re-quired? (Y/N)	*
		.00000	98-1308130		0001363851		1070715 B.C. Unlimited Liability Company	.CAN	NIA	OptumRx Group Holdings, Inc.	Ownership	100.000	UnitedHealth Group Incorporated		
		.00000	27-2624551				310 Canyon Medical, LLC	.CA	NIA	Monarch Management Services, Inc.	Ownership	100.000	UnitedHealth Group Incorporated		
		.00000	35-2607738				5995 Minnetonka, LLC	.DE	NIA	UnitedHealthcare Insurance Company	Ownership	100.000	UnitedHealth Group Incorporated		
		.00000	98-1401978				ABCO India Private Limited	.IND	NIA	ABCO International Holdings, LLC	Ownership	99.000	UnitedHealth Group Incorporated		
		.00000	98-1401978				ABCO India Private Limited	.IND	NIA	The Advisory Board Company	Ownership	1.000	UnitedHealth Group Incorporated		
		.00000					ABCO International Holdings, LLC	.DE	NIA	The Advisory Board Company	Ownership	100.000	UnitedHealth Group Incorporated		
		.00000	41-1913523				ACN Group IPA of New York, Inc.	.NY	NIA	OptumHealth Care Solutions, LLC	Ownership	100.000	UnitedHealth Group Incorporated		
		.00000	27-0015861				ACN Group of California, Inc.	.CA	IA	OptumHealth Care Solutions, LLC	Ownership	100.000	UnitedHealth Group Incorporated		
		.00000					Administradora Clínica La Colina S.A.S.	.COL	NIA	Banmédica Internacional SpA	Ownership	50.000	UnitedHealth Group Incorporated		.1
		.00000					Administradora Country S.A.	.COL	NIA	Banmédica S.A.	Ownership	50.000	UnitedHealth Group Incorporated		.1
		.00000					Administradora Médica Centromed S.A.	.CHL	NIA	VidaIntegra S.A.	Ownership	74.250	UnitedHealth Group Incorporated		.2
		.00000	26-4093335				Advanced Surgical Hospital, LLC	.PA	NIA	SCA Southwestern PA, LLC	Ownership	51.000	UnitedHealth Group Incorporated		.1
		.00000	47-5337115				Advocate Condell Ambulatory Surgery Center, LLC	.IL	NIA	Advocate-SCA Partners, LLC	Ownership	81.645	UnitedHealth Group Incorporated		.1
		.00000					Advocate Sherman Ambulatory Surgery Center, LLC	.IL	NIA	Advocate-SCA Partners, LLC	Ownership	100.000	UnitedHealth Group Incorporated		
		.00000	47-4012497				Advocate-SCA Partners, LLC	.DE	NIA	SCA-Illinois, LLC	Ownership	51.000	UnitedHealth Group Incorporated		.1
		.00000	45-4171713				AHN Accountable Care Organization, LLC	.IN	NIA	AHN Target Holdings, LLC	Ownership	100.000	UnitedHealth Group Incorporated		
		.00000	35-2109566				AHN Central Services, LLC	.IN	NIA	AHN Target Holdings, LLC	Ownership	100.000	UnitedHealth Group Incorporated		
		.00000	35-2582899				AHN Target Holdings, LLC	.DE	NIA	Collaborative Care Holdings, LLC	Ownership	80.100	UnitedHealth Group Incorporated		.1
		.00000	92-0080881				Alaska Surgery Center, Inc.	.AK	NIA	SC Affiliates, LLC	Ownership	100.000	UnitedHealth Group Incorporated		
		.00000					Aliansalud Entidad Promotora de Salud S.A.	.COL	NIA	Banmédica S.A.	Ownership	99.000	UnitedHealth Group Incorporated		.2
.0707	UnitedHealth Group Incorporated	82406	35-1665915				All Savers Insurance Company	.IN	IA	Golden Rule Financial Corporation	Ownership	100.000	UnitedHealth Group Incorporated		
							All Savers Life Insurance Company of California	.CA	IA	Golden Rule Financial Corporation	Ownership	100.000	UnitedHealth Group Incorporated		
.0707	UnitedHealth Group Incorporated	73130	35-1744596				Alliance Surgical Center, LLC	.FL	NIA	SCA-Alliance, LLC	Ownership	64.856	UnitedHealth Group Incorporated		.1
		.00000	27-1367127				Aloha Surgical Center, LLC	.TN	NIA	Surgery Center of Maui, LLC	Ownership	74.000	UnitedHealth Group Incorporated		.5
		.00000	63-1231942				Ambient Healthcare, Inc.	.FL	NIA	Ambient Holdings, Inc.	Ownership	100.000	UnitedHealth Group Incorporated		
		.00000	45-2161438				Ambient Holdings, Inc.	.DE	NIA	BrivoaRx Infusion Services, Inc.	Ownership	100.000	UnitedHealth Group Incorporated		
		.00000					Ambulatory Surgery Center of Mt. Pleasant, LLC	.SC	NIA	SCA-South Carolina, LLC	Ownership	100.000	UnitedHealth Group Incorporated		
		.00000					American Health Network of Indiana Care Organization, LLC	.IN	NIA	AHN Target Holdings, LLC	Ownership	100.000	UnitedHealth Group Incorporated		
		.00000	45-4770582				American Health Network of Indiana II, LLC	.IN	NIA	AHN Target Holdings, LLC	Ownership	100.000	UnitedHealth Group Incorporated		
.0707	UnitedHealth Group Incorporated	52623	35-2108729				American Health Network of Indiana, LLC	.IN	IA	AHN Target Holdings, LLC	Ownership	100.000	UnitedHealth Group Incorporated		
		.00000					American Health Network of Ohio Care Organization, LLC	.OH	NIA	AHN Target Holdings, LLC	Ownership	100.000	UnitedHealth Group Incorporated		
		.00000	45-4132160				American Health Network of Ohio II, LLC	.OH	NIA	AHN Target Holdings, LLC	Ownership	100.000	UnitedHealth Group Incorporated		
		.00000	31-1424956				American Health Network of Ohio, LLC	.OH	NIA	AHN Target Holdings, LLC	Ownership	100.000	UnitedHealth Group Incorporated		
		.00000	54-1743136		0001122263		AmeriChoice Corporation	.DE	NIA	UnitedHealth Group Incorporated	Ownership	100.000	UnitedHealth Group Incorporated		
		.00000	54-1743141				AmeriChoice Health Services, Inc.	.DE	NIA	AmeriChoice Corporation	Ownership	100.000	UnitedHealth Group Incorporated		
.0707	UnitedHealth Group Incorporated	95497	22-3368602				AmeriChoice of New Jersey, Inc.	.NJ	IA	AmeriChoice Corporation	Ownership	100.000	UnitedHealth Group Incorporated		
		.00000					Amil Assistência Médica Internacional S.A.	.BRA	NIA	Amil Assistência Médica Internacional S.A.	Ownership	98.928	UnitedHealth Group Incorporated		
		.00000	98-1108620				Amico Saúde Ltda.	.BRA	NIA	Cemed Care - Empresa de Atendimento Clínico Geral Ltda.	Ownership	1.072	UnitedHealth Group Incorporated		
		.00000	98-1108620				Amico Saúde Ltda.	.BRA	NIA	Polar II Fundo de Investimento em Participações Multiestratégia	Ownership	91.810	UnitedHealth Group Incorporated		.4
		.00000			0001447698		Amil Assistência Médica Internacional S.A.	.BRA	NIA	Esho - Empresa de Serviços Hospitalares S.A.	Ownership	99.950	UnitedHealth Group Incorporated		
		.00000	98-1109085				Amil Clinical Research Participações Ltda.	.BRA	NIA	Cemed Care - Empresa de Atendimento Clínico Geral Ltda.	Ownership	0.050	UnitedHealth Group Incorporated		
		.00000	98-1109085				Amil Clinical Research Participações Ltda.	.BRA	NIA	Amil Assistência Médica Internacional S.A.	Ownership	100.000	UnitedHealth Group Incorporated		
		.00000	98-1138212				AMIL International	.LUX	NIA		Ownership	100.000	UnitedHealth Group Incorporated		

SCHEDULE Y
PART 1A - DETAIL OF INSURANCE HOLDING COMPANY SYSTEM

1	2	3	4	5	6	7	8	9	10	11	12	13	14	15	16
Group Code	Group Name	NAIC Company Code	ID Number	Federal RSSD	CIK	Name of Securities Exchange if Publicly Traded (U.S. or International)	Names of Parent, Subsidiaries Or Affiliates	Domi-ciliary Location	Relation-ship to Reporting Entity	Directly Controlled by (Name of Entity/Person)	Type of Control (Ownership, Board, Management, Attorney-in-Fact, Influence, Other)	If Control is Ownership Provide Per-centage	Ultimate Controlling Entity(ies)/Person(s)	Is an SCA Filing Re-quired? (Y/N)	*
		.00000					Análisis Clínicos ML S.A.C.	.PER	NIA	Pacífico S.A. Entidad Prestadora de Salud	Ownership	99.990	UnitedHealth Group Incorporated		.1
		.00000	36-4210293				Antelope Valley Surgery Center, L.P.	.CA	NIA	NSC Lancaster, LLC	Ownership	81.240	UnitedHealth Group Incorporated		.6
		.00000	27-2068687				AppleCare Medical Management, LLC	.DE	NIA	Collaborative Care Holdings, LLC	Ownership	100.000	UnitedHealth Group Incorporated		
		.00000	98-1399975				Aquitania Chilean Holding SpA	.CHL	NIA	Bordeaux UK Holdings II Limited	Ownership	100.000	UnitedHealth Group Incorporated		
		.00000					Aquitania Holding SpA	.CHL	NIA	Bordeaux UK Holdings II Limited	Ownership	100.000	UnitedHealth Group Incorporated		
		.00000	46-2728964				Arise Healthcare System, LLC	.DE	NIA	SCA Austin Medical Center Holdings, LLC	Ownership	52.800	UnitedHealth Group Incorporated		.1
		.00000	86-0813232				Arizona Physicians IPA, Inc.	.AZ	IA	UnitedHealthcare, Inc.	Ownership	100.000	UnitedHealth Group Incorporated		
		.00000					ASC Connecticut Holdings, LLC	.DE	NIA	Surgical Care Affiliates, LLC	Ownership	100.000	UnitedHealth Group Incorporated		
		.00000	46-3907136				ASC Holdings of New Jersey, LLC	.NJ	NIA	SC Affiliates, LLC	Ownership	100.000	UnitedHealth Group Incorporated		
		.00000	95-4348431				ASC Network, LLC	.DE	NIA	Surgical Care Affiliates, LLC	Ownership	100.000	UnitedHealth Group Incorporated		
		.00000	90-0369702				ASI Global, LLC	.TX	NIA	FrontierMEDEX, Inc.	Ownership	100.000	UnitedHealth Group Incorporated		
		.00000	26-3878957				AssuranceRx, LLC	.AL	NIA	BriovaRx, LLC	Ownership	100.000	UnitedHealth Group Incorporated		
		.00000	45-4014891				Athens ASC Holdings, LLC	.GA	NIA	SCA Athens, LLC	Ownership	53.000	UnitedHealth Group Incorporated		.1
		.00000	47-0990056		0001529111		Audax Health Solutions, LLC	.DE	NIA	Rally Health, Inc.	Ownership	100.000	UnitedHealth Group Incorporated		
		.00000	20-4057813		0001355487		Aveta Inc.	.DE	NIA	Collaborative Care Holdings, LLC	Ownership	100.000	UnitedHealth Group Incorporated		
		.00000	30-0842394				AxelaCare Intermediate Holdings, LLC	.DE	NIA	OptumRx, Inc.	Ownership	100.000	UnitedHealth Group Incorporated		
		.00000	61-1708598				AxelaCare, LLC	.DE	NIA	AxelaCare Intermediate Holdings, LLC	Ownership	100.000	UnitedHealth Group Incorporated		
		.00000	72-1097827				B.R.A.S.S. Partnership in Commendam	.LA	NIA	Surgery Center Holding, LLC	Ownership	74.940	UnitedHealth Group Incorporated		.7
							Bakersfield Physicians Plaza Surgical Center, L.P.	.TN	NIA	Bakersfield-SC, LLC	Ownership	96.000	UnitedHealth Group Incorporated		.8
		.00000	62-1601443				Bakersfield-SC, LLC	.DE	NIA	SC Affiliates, LLC	Ownership	100.000	UnitedHealth Group Incorporated		
		.00000	62-1601445				Banmédica Colombia SpA	.COL	NIA	Banmédica Internacional SpA	Ownership	100.000	UnitedHealth Group Incorporated		
		.00000					Banmédica Internacional SpA	.CHL	NIA	Banmédica S.A.	Ownership	99.000	UnitedHealth Group Incorporated		
		.00000					Banmédica Internacional SpA	.CHL	NIA	Saden S.A.	Ownership	1.000	UnitedHealth Group Incorporated		
		.00000					Banmédica S.A.	.CHL	NIA	Bordeaux Holding SpA	Ownership	98.229	UnitedHealth Group Incorporated		.2
		.00000	47-4504390				Beach Surgical Holdings III, LLC	.CA	NIA	Surgicare of La Veta, Inc.	Ownership	68.860	UnitedHealth Group Incorporated		.1
		.00000	88-0267857				Behavioral Healthcare Options, Inc.	.NV	NIA	Sierra Health Services, Inc.	Ownership	100.000	UnitedHealth Group Incorporated		
							Belleville Surgical Center, Ltd., an Illinois Limited Partnership	.CA	NIA	Surgicare of Belleville, LLC	Ownership	61.202	UnitedHealth Group Incorporated		.5
		.00000	63-0984076				Birmingham Outpatient Surgery Center, Ltd., an Alabama Limited Partnership	.CA	NIA	Surgery Center Holding, LLC	Ownership	100.000	UnitedHealth Group Incorporated		
		.00000	63-0847380				Birmingham Outpatient Surgical Center, LLC	.DE	NIA	Surgery Center Holding, LLC	Ownership	100.000	UnitedHealth Group Incorporated		
		.00000	27-2241593				Blue Ridge GP, LLC	.NC	NIA	SCA-Blue Ridge, LLC	Ownership	100.000	UnitedHealth Group Incorporated		
		.00000	98-1396690				Bordeaux (Barbados) Holdings I, SRL	.BRB	NIA	UnitedHealth Group International L.P.	Ownership	100.000	UnitedHealth Group Incorporated		
		.00000	98-1396559				Bordeaux (Barbados) Holdings II, SRL	.BRB	NIA	Bordeaux (Barbados) Holdings I, SRL	Ownership	100.000	UnitedHealth Group Incorporated		
		.00000	98-1403634				Bordeaux (Barbados) Holdings III, SRL	.BRB	NIA	Bordeaux (Barbados) Holdings II, SRL	Ownership	100.000	UnitedHealth Group Incorporated		
		.00000	98-1398490				Bordeaux Holding SpA	.CHL	NIA	Aquitania Chilean Holding SpA	Ownership	100.000	UnitedHealth Group Incorporated		
		.00000	82-3147824				Bordeaux International Holdings, Inc.	.DE	NIA	UnitedHealth Group Incorporated	Ownership	100.000	UnitedHealth Group Incorporated		
		.00000	98-1390574				Bordeaux UK Holdings I Limited	.GBR	NIA	Bordeaux International Holdings, Inc.	Ownership	100.000	UnitedHealth Group Incorporated		
		.00000	98-1391914				Bordeaux UK Holdings II Limited	.GBR	NIA	Bordeaux UK Holdings I Limited	Ownership	100.000	UnitedHealth Group Incorporated		
		.00000	98-1389224				Bordeaux UK Holdings III Limited	.GBR	NIA	Bordeaux UK Holdings II Limited	Ownership	100.000	UnitedHealth Group Incorporated		
							Bosque Medical Center Ltda.	.BRA	NIA	Anil Assistência Médica Internacional S.A.	Ownership	82.581	UnitedHealth Group Incorporated		
		.00000	98-1112673				Bosque Medical Center Ltda.	.BRA	NIA	Esho – Empresa de Serviços Hospitalares S.A.	Ownership	17.419	UnitedHealth Group Incorporated		
		.00000					Brandon Ambulatory Surgery Center, LLC	.IN	NIA	SCA-Brandon, LLC	Ownership	58.979	UnitedHealth Group Incorporated		.5
		.00000	11-2997132				BriovaRx Infusion Services 100, Inc.	.NY	NIA	BriovaRx Infusion Services, Inc.	Ownership	100.000	UnitedHealth Group Incorporated		
		.00000	11-3485985				BriovaRx Infusion Services 101, Inc.	.NY	NIA	BriovaRx Infusion Services 100, Inc.	Ownership	100.000	UnitedHealth Group Incorporated		
		.00000	90-0884047				BriovaRx Infusion Services 102, LLC	.DE	NIA	BriovaRx Infusion Services, Inc.	Ownership	100.000	UnitedHealth Group Incorporated		
		.00000	27-1533840				BriovaRx Infusion Services 103, LLC	.DE	NIA	Serquinox Holdings LLC	Ownership	100.000	UnitedHealth Group Incorporated		
		.00000	57-0861358				BriovaRx Infusion Services 200, Inc.	.SC	NIA	Ambient Healthcare, Inc.	Ownership	100.000	UnitedHealth Group Incorporated		
		.00000	55-0802777				BriovaRx Infusion Services 201, Inc.	.FL	NIA	Ambient Healthcare, Inc.	Ownership	100.000	UnitedHealth Group Incorporated		
		.00000	20-4881413				BriovaRx Infusion Services 202, Inc.	.FL	NIA	Ambient Healthcare, Inc.	Ownership	100.000	UnitedHealth Group Incorporated		
		.00000	33-1012700				BriovaRx Infusion Services 203, Inc.	.FL	NIA	Ambient Healthcare, Inc.	Ownership	100.000	UnitedHealth Group Incorporated		

SCHEDULE Y
PART 1A - DETAIL OF INSURANCE HOLDING COMPANY SYSTEM

1	2	3	4	5	6	7	8	9	10	11	12	13	14	15	16
Group Code	Group Name	NAIC Company Code	ID Number	Federal RSSD	CIK	Name of Securities Exchange if Publicly Traded (U.S. or International)	Names of Parent, Subsidiaries Or Affiliates	Domi-ciliary Location	Relation-ship to Reporting Entity	Directly Controlled by (Name of Entity/Person)	Type of Control (Ownership, Board, Management, Attorney-in-Fact, Influence, Other)	If Control is Owner-ship Provide Percen-tage	Ultimate Controlling Entity(ies)/Person(s)	Is an SCA Filing Re-quired? (Y/N)	*
		.00000	55-0802774				BrivoaRx Infusion Services 204, Inc.	FL	NIA	Ambient Healthcare, Inc.	Ownership.....	100.000	UnitedHealth Group Incorporated		
		.00000	26-3738273				BrivoaRx Infusion Services 205, Inc.	FL	NIA	Ambient Healthcare, Inc.	Ownership.....	100.000	UnitedHealth Group Incorporated		
		.00000	63-1284325				BrivoaRx Infusion Services 206, Inc.	AL	NIA	Ambient Healthcare, Inc.	Ownership.....	100.000	UnitedHealth Group Incorporated		
		.00000	63-0964525				BrivoaRx Infusion Services 207, Inc.	AL	NIA	BrivoaRx Infusion Services 206, Inc.	Ownership.....	100.000	UnitedHealth Group Incorporated		
		.00000	20-4963945				BrivoaRx Infusion Services 208, Inc.	NC	NIA	Ambient Healthcare, Inc.	Ownership.....	100.000	UnitedHealth Group Incorporated		
		.00000	55-0802779				BrivoaRx Infusion Services 209, Inc.	GA	NIA	Ambient Healthcare, Inc.	Ownership.....	100.000	UnitedHealth Group Incorporated		
		.00000	75-2196224				BrivoaRx Infusion Services 301, LP	OK	NIA	BrivoaRx Infusion Services, Inc.	Ownership.....	99.950	UnitedHealth Group Incorporated		
		.00000	75-2196224				BrivoaRx Infusion Services 301, LP	OK	NIA	BrivoaRx Infusion Services 305, LLC	Ownership.....	0.050	UnitedHealth Group Incorporated		
		.00000	27-0668812				BrivoaRx Infusion Services 302, LLC	NE	NIA	BrivoaRx Infusion Services, Inc.	Ownership.....	100.000	UnitedHealth Group Incorporated		
		.00000	26-2565032				BrivoaRx Infusion Services 305, LLC	DE	NIA	BrivoaRx Infusion Services, Inc.	Ownership.....	100.000	UnitedHealth Group Incorporated		
		.00000	20-3741084				BrivoaRx Infusion Services 308, LLC	AZ	NIA	SCP Specialty Infusion, LLC	Ownership.....	100.000	UnitedHealth Group Incorporated		
		.00000	02-0653265				BrivoaRx Infusion Services 401, LLC	CA	NIA	SCP Specialty Infusion, LLC	Ownership.....	100.000	UnitedHealth Group Incorporated		
		.00000	26-4312858				BrivoaRx Infusion Services 402, LLC	CA	NIA	SCP Specialty Infusion, LLC	Ownership.....	100.000	UnitedHealth Group Incorporated		
		.00000	47-0941801				BrivoaRx Infusion Services 403, LLC	CA	NIA	SCP Specialty Infusion, LLC	Ownership.....	100.000	UnitedHealth Group Incorporated		
		.00000	93-1103256				BrivoaRx Infusion Services 404, LLC	OR	NIA	SCP Specialty Infusion, LLC	Ownership.....	100.000	UnitedHealth Group Incorporated		
		.00000	27-3918706		0001507772		BrivoaRx Infusion Services, Inc.	DE	NIA	AxelaCare, LLC	Ownership.....	100.000	UnitedHealth Group Incorporated		
		.00000	20-4515146				BrivoaRx of California, Inc.	CA	NIA	Salveo Specialty Pharmacy, Inc.	Ownership.....	100.000	UnitedHealth Group Incorporated		
		.00000	11-3647935				BrivoaRx of Florida, Inc.	DE	NIA	OptumRx PBM of Illinois, Inc.	Ownership.....	100.000	UnitedHealth Group Incorporated		
		.00000	27-1930321				BrivoaRx of Georgia, LLC	AL	NIA	BrivoaRx, LLC	Ownership.....	100.000	UnitedHealth Group Incorporated		
		.00000	46-2731176				BrivoaRx of Indiana, LLC	IN	NIA	OptumRx PBM of Illinois, Inc.	Ownership.....	100.000	UnitedHealth Group Incorporated		
		.00000	46-2790537				BrivoaRx of Louisiana, L.L.C.	LA	NIA	BrivoaRx, LLC	Ownership.....	100.000	UnitedHealth Group Incorporated		
		.00000	01-0516051		0001601630		BrivoaRx of Maine, Inc.	ME	NIA	OptumRx PBM of Illinois, Inc.	Ownership.....	100.000	UnitedHealth Group Incorporated		
		.00000	27-3331130				BrivoaRx of Massachusetts, LLC	MA	NIA	OptumRx PBM of Illinois, Inc.	Ownership.....	100.000	UnitedHealth Group Incorporated		
		.00000	45-2532834				BrivoaRx of Nevada, LLC	NV	NIA	OptumRx PBM of Illinois, Inc.	Ownership.....	100.000	UnitedHealth Group Incorporated		
		.00000	74-3103518				BrivoaRx of New York, Inc.	NY	NIA	Salveo Specialty Pharmacy, Inc.	Ownership.....	100.000	UnitedHealth Group Incorporated		
		.00000	20-2719823				BrivoaRx of Texas, Inc.	TX	NIA	BrivoaRx of Florida, Inc.	Ownership.....	100.000	UnitedHealth Group Incorporated		
		.00000	82-4030553				BrivoaRx Specialty, LLC	DE	NIA	OptumRx Administrative Services, LLC	Ownership.....	100.000	UnitedHealth Group Incorporated		
		.00000	55-0824381		0001601629		BrivoaRx, LLC	AL	NIA	BrivoaRx of Maine, Inc.	Ownership.....	100.000	UnitedHealth Group Incorporated		
		.00000					Cabin Enterprises, LLC	IL	NIA	SunSurgery, LLC	Ownership.....	100.000	UnitedHealth Group Incorporated		
		.00000					Cabin Holdings, LLC	DE	NIA	Cabin Enterprises, LLC	Ownership.....	100.000	UnitedHealth Group Incorporated		
		.00000	61-1732160				California MedTrans Network IPA LLC	CA	NIA	California MedTrans Network MSO LLC	Ownership.....	100.000	UnitedHealth Group Incorporated		
		.00000	36-4780748				California MedTrans Network MSO LLC	CA	NIA	National MedTrans, LLC	Ownership.....	100.000	UnitedHealth Group Incorporated		
		.00000	52-1597484				Camp Hill-SCA Centers, LLC	DE	NIA	SC Affiliates, LLC	Ownership.....	100.000	UnitedHealth Group Incorporated		
		.00000	46-1981651				Cardio Management, Inc.	DE	NIA	OrthoNet Holdings, Inc.	Ownership.....	100.000	UnitedHealth Group Incorporated		
		.00000	20-8375685				Care Improvement Plus Group Management, LLC	MD	NIA	XLHealth Corporation	Ownership.....	100.000	UnitedHealth Group Incorporated		
..0707	UnitedHealth Group Incorporated	.12558	45-4976934				Care Improvement Plus of Texas Insurance Company	TX	IA	XLHealth Corporation	Ownership.....	100.000	UnitedHealth Group Incorporated		
..0707	UnitedHealth Group Incorporated	.12567	20-3888112				Care Improvement Plus South Central Insurance Company	AR	IA	XLHealth Corporation	Ownership.....	100.000	UnitedHealth Group Incorporated		
..0707	UnitedHealth Group Incorporated	.14041	27-5038136				Care Improvement Plus Wisconsin Insurance Company	WI	IA	XLHealth Corporation	Ownership.....	100.000	UnitedHealth Group Incorporated		
		.00000	98-1328471				Casa de Saúde Santa Therezinha S.A.	BRA	NIA	Hospital Alvorada de Taguatinga Ltda.	Ownership.....	100.000	UnitedHealth Group Incorporated		
		.00000	20-5807941				Catalyst360, LLC	DE	NIA	Optum Services, Inc.	Ownership.....	100.000	UnitedHealth Group Incorporated		
		.00000	98-1069737		0001600973		Catamaran S.á.r.l.	LUX	NIA	UnitedHealthcare Europe S.á.r.l.	Ownership.....	100.000	UnitedHealth Group Incorporated		
		.00000	27-2533497				Cedar Park Surgery Center, LLC	TX	NIA	SCA Cedar Park Holdings, LLC	Ownership.....	55.550	UnitedHealth Group Incorporated		1
		.00000	98-1111491				Cemed Care – Empresa de Atendimento Clínico Geral Ltda.	BRA	NIA	Amil Assistência Médica Internacional S.A.	Ownership.....	100.000	UnitedHealth Group Incorporated		
		.00000	98-1111491				Cemed Care – Empresa de Atendimento Clínico Geral Ltda.	BRA	NIA	Esho – Empresa de Serviços Hospitalares S.A.	Ownership.....	0.000	UnitedHealth Group Incorporated		
		.00000	45-4131797				Central de Compras SpA	CHL	NIA	Inversiones Clínicas Santa María S.A.	Ownership.....	100.000	UnitedHealth Group Incorporated		
		.00000	45-5600514				Central Indiana Care Organization, LLC	IN	NIA	AFN Target Holdings, LLC	Ownership.....	100.000	UnitedHealth Group Incorporated		
		.00000	30-1080342				Central Ohio Care Organization, LLC	OH	NIA	AFN Target Holdings, LLC	Ownership.....	100.000	UnitedHealth Group Incorporated		
		.00000					CentriifyHealth, LLC	DE	NIA	UnitedHealth Group Incorporated	Ownership.....	100.000	UnitedHealth Group Incorporated		
		.00000					CentriHealth Corporation	CAN	NIA	CentriifyHealth, LLC	Ownership.....	100.000	UnitedHealth Group Incorporated		

SCHEDULE Y
PART 1A - DETAIL OF INSURANCE HOLDING COMPANY SYSTEM

1	2	3	4	5	6	7	8	9	10	11	12 Type of Control (Ownership, Board, Management, Attorney-in-Fact, Influence, Other)	13 If Control is Owner- ship Provide Percen- tage	14 Ultimate Controlling Entity(ies)/Person(s)	15 Is an SCA Filing Re- quired? (Y/N)	16 *
Group Code	Group Name	NAIC Company Code	ID Number	Federal RSSD	CIK	Name of Securities Exchange if Publicly Traded (U.S. or International)	Names of Parent, Subsidiaries Or Affiliates	Domi- ciliary Loca- tion	Relation- ship to Reporting Entity	Directly Controlled by (Name of Entity/Person)					
		.00000					CentriHealth UK Limited	.GBR	NIA	CentriflyHealth, LLC	Ownership	100.000	UnitedHealth Group Incorporated		
		.00000					Centro de Entrenamiento en Reanimación y Prevención Limitada (CERP)	.CHL	NIA	Clínica Dávila y Servicios Médicos S.A.	Ownership	99.000	UnitedHealth Group Incorporated		
		.00000					Centro de Entrenamiento en Reanimación y Prevención Limitada (CERP)	.CHL	NIA	Servicios Integrados de Salud Ltda.	Ownership	1.000	UnitedHealth Group Incorporated		
		.00000					Centro de Servicios Compartidos Banmédica S.A.	.CHL	NIA	Banmédica S.A.	Ownership	99.900	UnitedHealth Group Incorporated		
		.00000					Centro de Servicios Compartidos Banmédica S.A.	.CHL	NIA	Clínica Santa María S.A.	Ownership	0.100	UnitedHealth Group Incorporated		
		.00000					Centro Médico Odontológico Americano S.A.C.	.PER	NIA	Pacifico S.A. Entidad Prestadora de Salud	Ownership	80.000	UnitedHealth Group Incorporated		1
		.00000	98-1310461				Centro Médico PJ Ltda.	.BRA	NIA	Esho – Empresa de Serviços Hospitalares S.A.	Ownership	100.000	UnitedHealth Group Incorporated		
		.00000	98-1310461				Centro Médico PJ Ltda.	.BRA	NIA	Cemed Care – Empresa de Atendimento Clínico Geral Ltda.	Ownership	0.000	UnitedHealth Group Incorporated		
		.00000					Centromed Quilpué S.A.	.CHL	NIA	Administradora Médica Centromed S.A.	Ownership	93.450	UnitedHealth Group Incorporated		2
		.00000					Centros Médicos y Dentales Multimed Ltda.	.CHL	NIA	Onesa S.A.	Ownership	99.990	UnitedHealth Group Incorporated		
		.00000	46-1454664				Centros Médicos y Dentales Multimed Ltda.	.CHL	NIA	Clínica Dávila y Servicios Médicos S.A.	Ownership	0.010	UnitedHealth Group Incorporated		
		.00000					Channel Islands Surgicenter Properties, LLC	.CA	NIA	SCA Holding Company, Inc.	Ownership	62.743	UnitedHealth Group Incorporated		1
		.00000	62-1262567				Charleston Surgery Properties, LLC	.DE	NIA	SCA-Charleston, LLC	Ownership	50.852	UnitedHealth Group Incorporated		5
		.00000	26-2389638				Charlotte-SC, LLC	.DE	NIA	SC Affiliates, LLC	Ownership	100.000	UnitedHealth Group Incorporated		
		.00000	98-1093539				Childrens Surgery Center, LLC	.FL	NIA	SCA-Central Florida, LLC	Ownership	52.202	UnitedHealth Group Incorporated		1
		.00000	62-1510209				ChinaGate (Hong Kong) Limited	.HKG	NIA	Optum, Inc.	Ownership	100.000	UnitedHealth Group Incorporated		
		.00000					Citrus Regional Surgery Center, L.P.	.TN	NIA	SCA-Citrus, Inc.	Ownership	57.000	UnitedHealth Group Incorporated		9
		.00000					Clínica Alameda S.A.	.CHL	NIA	Vidaintegra S.A.	Ownership	99.841	UnitedHealth Group Incorporated		
		.00000					Clínica Alameda S.A.	.CHL	NIA	Saden S.A.	Ownership	0.159	UnitedHealth Group Incorporated		
		.00000					Clínica Bio Bio S.A.	.CHL	NIA	Inversiones Clínicas Santa María S.A.	Ownership	100.000	UnitedHealth Group Incorporated		
		.00000					Clínica Bio Bio S.A.	.CHL	NIA	Banmédica S.A.	Ownership	0.000	UnitedHealth Group Incorporated		
		.00000					Clínica Ciudad del Mar S.A.	.CHL	NIA	Inversiones Clínicas Santa María S.A.	Ownership	100.000	UnitedHealth Group Incorporated		
		.00000					Clínica Ciudad del Mar S.A.	.CHL	NIA	Banmédica S.A.	Ownership	0.000	UnitedHealth Group Incorporated		
		.00000					Clínica Dávila y Servicios Médicos S.A.	.CHL	NIA	Banmédica S.A.	Ownership	99.991	UnitedHealth Group Incorporated		
		.00000					Clínica Dávila y Servicios Médicos S.A.	.CHL	NIA	Clínica Santa María S.A.	Ownership	0.009	UnitedHealth Group Incorporated		
		.00000					Clínica del Country S.A.	.COL	NIA	Banmédica Internacional SpA	Ownership	50.000	UnitedHealth Group Incorporated		1
		.00000	98-1350667				Clínica Médico Cirúrgica de Santa Tecla, S.A.	.PRT	NIA	Lusiadas, SGPS, S.A.	Ownership	100.000	UnitedHealth Group Incorporated		
		.00000	98-1337965				Clínica Oftalmologica Danilo de Castro Sociedade Simples	.BRA	NIA	Hospital Alvorada de Taguatinga Ltda.	Ownership	99.667	UnitedHealth Group Incorporated		
		.00000	98-1337965				Clínica Oftalmologica Danilo de Castro Sociedade Simples	.BRA	NIA	Lotten-Eyes Oftalmologia Clinica e Cirurgica Ltda.	Ownership	0.333	UnitedHealth Group Incorporated		
		.00000					Clínica San Borja (La Esperanza del Perú S.A.)	.PER	NIA	Pacifico S.A. Entidad Prestadora de Salud	Ownership	99.990	UnitedHealth Group Incorporated		1
		.00000					Clínica San Felipe S.A.	.PER	NIA	Pacifico S.A. Entidad Prestadora de Salud	Ownership	93.740	UnitedHealth Group Incorporated		1
		.00000					Clínica Sánchez Ferrer S.A.	.PER	NIA	Pacifico S.A. Entidad Prestadora de Salud	Ownership	99.990	UnitedHealth Group Incorporated		1
		.00000					Clínica Santa María S.A.	.CHL	NIA	Banmédica S.A.	Ownership	99.433	UnitedHealth Group Incorporated		2
		.00000					Clínica Vespucio S.A.	.CHL	NIA	Inversiones Clínicas Santa María S.A.	Ownership	100.000	UnitedHealth Group Incorporated		
		.00000					Clínica Vespucio S.A.	.CHL	NIA	Banmédica S.A.	Ownership	0.000	UnitedHealth Group Incorporated		
		.00000	98-1350671				CLISA – Clínica de Santo Antônio, S.A.	.PRT	NIA	Lusiadas, SGPS, S.A.	Ownership	100.000	UnitedHealth Group Incorporated		
		.00000	98-1337968				CMO – Centro Médico de Oftalmologia S/S Ltda.	.BRA	NIA	Hospital Alvorada de Taguatinga Ltda.	Ownership	99.000	UnitedHealth Group Incorporated		
		.00000	98-1337968				CMO – Centro Médico de Oftalmologia S/S Ltda.	.BRA	NIA	Lotten-Eyes Oftalmologia Clinica e Cirurgica Ltda.	Ownership	1.000	UnitedHealth Group Incorporated		
		.00000	98-1277015				CMS – Central de Manipulação e Serviços Farmacêuticos S.A.	.BRA	NIA	COI – Clínicas Oncológicas Integradas S.A.	Ownership	100.000	UnitedHealth Group Incorporated		
		.00000	71-0873411				CNIC Health Solutions, Inc.	.CO	NIA	Rocky Mountain HealthCare Options, Inc.	Ownership	100.000	UnitedHealth Group Incorporated		

SCHEDULE Y
PART 1A - DETAIL OF INSURANCE HOLDING COMPANY SYSTEM

1	2	3	4	5	6	7	8	9	10	11	12	13	14	15	16
Group Code	Group Name	NAIC Company Code	ID Number	Federal RSSD	CIK	Name of Securities Exchange if Publicly Traded (U.S. or International)	Names of Parent, Subsidiaries Or Affiliates	Domi-ciliary Location	Relation-ship to Reporting Entity	Directly Controlled by (Name of Entity/Person)	Type of Control (Ownership, Board, Management, Attorney-in-Fact, Influence, Other)	If Control is Owner-ship Provide Percen-tage	Ultimate Controlling Entity(ies)/Person(s)	Is an SCA Filing Re-quired? (Y/N)	*
		.00000	56-2674371				Coachella Valley Physicians of PrimeCare, Inc.	CA	NIA	PrimeCare Medical Network, Inc.	Ownership	100.000	UnitedHealth Group Incorporated		
		.00000	27-1193028		0001600967		Coalition for Advanced Pharmacy Services, Inc.	DE	NIA	OptumRx Health Solutions, LLC	Ownership	100.000	UnitedHealth Group Incorporated		
		.00000	98-1276040				COI – Clínicas Oncológicas Integradas S.A.	BRA	NIA	COI Participações S.A.	Ownership	100.000	UnitedHealth Group Incorporated		
		.00000	98-1275801				COI Participações S.A.	BRA	NIA	Esho – Empresa de Serviços Hospitalares S.A.	Ownership	89.103	UnitedHealth Group Incorporated		
		.00000	98-1275801				COI Participações S.A.	BRA	NIA	COI Participações S.A.	Ownership	10.897	UnitedHealth Group Incorporated		
		.00000	27-2337616				Collaborative Care Holdings, LLC	DE	NIA	OptumHealth Holdings, LLC	Ownership	100.000	UnitedHealth Group Incorporated		
		.00000	27-2337487				Collaborative Care Services, Inc.	DE	NIA	Collaborative Care Holdings, LLC	Ownership	100.000	UnitedHealth Group Incorporated		
		.00000	45-2614005				Collaborative Realty, LLC	NY	NIA	Collaborative Care Holdings, LLC	Ownership	100.000	UnitedHealth Group Incorporated		
		.00000					Colmedica Medicina Prepagada	COL	NIA	Banmedica S.A.	Ownership	76.270	UnitedHealth Group Incorporated		2
		.00000	84-1160450				Colorado Springs Surgery Center, Ltd.	CO	NIA	SCA-Colorado Springs, LLC	Ownership	51.000	UnitedHealth Group Incorporated		10
		.00000	11-3647007				Comfort Care Transportation, LLC	TX	NIA	WellMed Medical Management, Inc.	Ownership	100.000	UnitedHealth Group Incorporated		
		.00000	06-1592173				Connecticut Surgery Center, Limited Partnership	CT	NIA	Connecticut Surgical Center, LLC	Ownership	51.000	UnitedHealth Group Incorporated		11
		.00000	26-1313646				Connecticut Surgery Properties, LLC	DE	NIA	Connecticut Surgical Center, LLC	Ownership	100.000	UnitedHealth Group Incorporated		
		.00000	06-1156342				Connecticut Surgical Center, LLC	DE	NIA	Surgical Care Affiliates, LLC	Ownership	75.000	UnitedHealth Group Incorporated		2
		.00000					Construtora e Imobiliaria Magapoq S.A.	CHL	NIA	Banmedica S.A.	Ownership	99.900	UnitedHealth Group Incorporated		
		.00000					Construtora e Imobiliaria Magapoq S.A.	CHL	NIA	Imobiliaria Apoquindo 3600 Ltda.	Ownership	0.100	UnitedHealth Group Incorporated		
		.00000	20-0231080				Consumer Wellness Solutions, Inc.	DE	NIA	Optum Services, Inc.	Ownership	100.000	UnitedHealth Group Incorporated		
		.00000					Country Scan Ltda.	COL	NIA	Patrimonio Autónomo Nueva Clinica – PANC	Ownership	51.844	UnitedHealth Group Incorporated		2
		.00000	26-0080565				Cypress Care, Inc.	DE	NIA	Healthcare Solutions, Inc.	Ownership	100.000	UnitedHealth Group Incorporated		
		.00000	63-1263704				Danbury Surgical Center, L.P.	HI	NIA	SCA Danbury Surgical Center, LLC	Ownership	54.905	UnitedHealth Group Incorporated		5
		.00000					Day-Op Surgery Consulting Company, LLC	DE	NIA	ProHEALTH Medical Management, LLC	Ownership	100.000	UnitedHealth Group Incorporated		
		.00000	52-1811176				DBP Services of New York IPA, Inc.	NY	NIA	Dental Benefit Providers, Inc.	Ownership	100.000	UnitedHealth Group Incorporated		
		.00000	52-1452809				Dental Benefit Providers of California, Inc.	CA	IA	Dental Benefit Providers, Inc.	Ownership	100.000	UnitedHealth Group Incorporated		
0707	UnitedHealth Group Incorporated	52053	36-4008355				Dental Benefit Providers of Illinois, Inc.	IL	IA	Dental Benefit Providers, Inc.	Ownership	100.000	UnitedHealth Group Incorporated		
		.00000	41-2014834				Dental Benefit Providers, Inc.	DE	NIA	United HealthCare Services, Inc.	Ownership	100.000	UnitedHealth Group Incorporated		
		.00000					Derry Surgical Center, LLC	TX	NIA	SCA-Derry, LLC	Ownership	71.000	UnitedHealth Group Incorporated		5
		.00000					Diagnóstico Ecotomográfico Centromed Ltda.	CHL	NIA	Administradora Médica Centromed S.A.	Ownership	50.000	UnitedHealth Group Incorporated		5
		.00000					Diasnóstico por Imágenes Centromed Ltda.	CHL	NIA	Administradora Médica Centromed S.A.	Ownership	93.340	UnitedHealth Group Incorporated		
		.00000					Diasnóstico por Imágenes Centromed Ltda.	CHL	NIA	Centromed Quilpué S.A.	Ownership	6.660	UnitedHealth Group Incorporated		
		.00000	98-1285762				Dilab Medicina Nuclear Ltda.	BRA	NIA	Esho – Empresa de Serviços Hospitalares S.A.	Ownership	85.000	UnitedHealth Group Incorporated		2
		.00000	27-4245123				DISC Surgery Center at Newport Beach, LLC	CA	NIA	SCA-Newport Beach, LLC	Ownership	51.000	UnitedHealth Group Incorporated		1
		.00000	30-0238641				Distance Learning Network, Inc.	DE	NIA	OptumHealth Holdings, LLC	Ownership	100.000	UnitedHealth Group Incorporated		
		.00000					Doctor + S.A.C.	PER	NIA	Pacifico S.A. Entidad Prestadora de Salud	Ownership	99.990	UnitedHealth Group Incorporated		1
		.00000					DTC Surgery Center, LLC	DE	NIA	SCA-DTC Holdings, LLC	Ownership	0.000	UnitedHealth Group Incorporated		1
		.00000	27-2103713				Dublin Surgery Center, LLC	OH	NIA	SCA-Dublin, LLC	Ownership	56.000	UnitedHealth Group Incorporated		1
		.00000					Duncan Printing Services, LLC	SC	NIA	UnitedHealthcare Insurance Company	Ownership	100.000	UnitedHealth Group Incorporated		
		.00000	59-3625966				DWIC of Tampa Bay, Inc.	FL	NIA	MedExpress Development, LLC	Ownership	100.000	UnitedHealth Group Incorporated		
		.00000	59-3705426				E Street Endoscopy, LLC	FL	NIA	West Coast Endoscopy Holdings, LLC	Ownership	51.000	UnitedHealth Group Incorporated		1
		.00000	95-4660712				Ear Professionals International Corporation	DE	NIA	Specialty Benefits, LLC	Ownership	100.000	UnitedHealth Group Incorporated		
		.00000	02-0593133				East Brunswick Surgery Center, LLC	NJ	NIA	ASC Holdings of New Jersey, LLC	Ownership	51.000	UnitedHealth Group Incorporated		1
		.00000	71-0923682				eCode Solutions, LLC	DE	NIA	Surgical Care Affiliates, LLC	Ownership	100.000	UnitedHealth Group Incorporated		
		.00000	84-1162764				Electronic Network Systems, Inc.	DE	NIA	OptumInsight, Inc.	Ownership	100.000	UnitedHealth Group Incorporated		
		.00000	98-1339173				Elual Participações S.A.	BRA	NIA	Anil Assistência Médica Internacional S.A.	Ownership	60.000	UnitedHealth Group Incorporated		
		.00000	98-1339173				Elual Participações S.A.	BRA	NIA	Esho – Empresa de Serviços Hospitalares S.A.	Ownership	40.000	UnitedHealth Group Incorporated		
		.00000					Emmaus Holdings, LLC	MI	NIA	SCA-Emmaus Holdings, LLC	Ownership	0.000	UnitedHealth Group Incorporated		1

SCHEDULE Y
PART 1A - DETAIL OF INSURANCE HOLDING COMPANY SYSTEM

1	2	3	4	5	6	7	8	9	10	11	12	13	14	15	16
Group Code	Group Name	NAIC Company Code	ID Number	Federal RSSD	CIK	Name of Securities Exchange if Publicly Traded (U.S. or International)	Names of Parent, Subsidiaries Or Affiliates	Domi-ciliary Location	Relation-ship to Reporting Entity	Directly Controlled by (Name of Entity/Person)	Type of Control (Ownership, Board, Management, Attorney-in-Fact, Influence, Other)	If Control is Owner-ship Provide Percen-tage	Ultimate Controlling Entity(ies)/Person(s)	Is an SCA Filing Re-quired? (Y/N)	*
		.00000					Empire Physician Management Company, LLC	CA	NIA	North American Medical Management	Ownership	100.000	UnitedHealth Group Incorporated		
		.00000					Empremédica S. A.	PER	NIA	Banmédica S.A.	Ownership	100.000	UnitedHealth Group Incorporated		1
		.00000	47-3495605				Endoscopy Center Affiliates, Inc.	DE	NIA	National Surgery Centers, LLC	Ownership	100.000	UnitedHealth Group Incorporated		
		.00000					EP Campus I, LLC	DE	NIA	UnitedHealthcare Insurance Company	Ownership	100.000	UnitedHealth Group Incorporated		
							Esho – Empresa de Serviços Hospitalares S.A.			Anil Assistência Médica Internacional S.A.					
		.00000	98-1111172					BRA	NIA		Ownership	99.630	UnitedHealth Group Incorporated		12
							Etho – Empresa de Tecnologia Hospitalar Ltda.			Anil Assistência Médica Internacional S.A.					
		.00000	98-1122399					BRA	NIA		Ownership	90.061	UnitedHealth Group Incorporated		2
		.00000	86-0964571				Evercare Collaborative Solutions, Inc.	DE	NIA	Ovations, Inc.	Ownership	100.000	UnitedHealth Group Incorporated		
										Esho – Empresa de Serviços Hospitalares					
		.00000	98-1111239				Excellion Serviços Biomédicos Ltda.	BRA	NIA	S.A.	Ownership	100.000	UnitedHealth Group Incorporated		
										Cemed Care – Empresa de Atendimento Clínico					
		.00000	98-1111239				Excellion Serviços Biomédicos Ltda.	BRA	NIA	Geral Ltda.	Ownership	0.000	UnitedHealth Group Incorporated		
		.00000	11-3669765				Executive Health Resources, Inc.	PA	NIA	OptumInsight, Inc.	Ownership	100.000	UnitedHealth Group Incorporated		
		.00000	30-0701899				Executive Surgery Center, LLC	TX	NIA	SCA-Houston Executive, LLC	Ownership	55.000	UnitedHealth Group Incorporated		1
										UnitedHealthcare Global Medical (UK)					
		.00000	98-1259260				Exploration for Mine Clearance LLC	IRQ	NIA	Limited	Ownership	100.000	UnitedHealth Group Incorporated		
		.00000	88-0223385				Family Health Care Services	NV	NIA	Sierra Health Services, Inc.	Ownership	100.000	UnitedHealth Group Incorporated		
		.00000	88-0257036				Family Home Hospice, Inc.	NV	NIA	Sierra Health Services, Inc.	Ownership	100.000	UnitedHealth Group Incorporated		
							FIRST COAST ORTHOPEDIC CENTER, LLC	DE	NIA	SCA-First Coast, LLC	Ownership	0.000	UnitedHealth Group Incorporated		1
		.00000	62-1551098				Florence Surgery Center, L.P.	AL	NIA	SCA-Florence, LLC	Ownership	50.000	UnitedHealth Group Incorporated		13
		.00000	32-0432993				Florida MedTrans Network LLC	FL	NIA	Florida MedTrans Network MSO LLC	Ownership	100.000	UnitedHealth Group Incorporated		
		.00000	36-4778512				Florida MedTrans Network MSO LLC	FL	NIA	National MedTrans, LLC	Ownership	100.000	UnitedHealth Group Incorporated		
		.00000	35-2456267				FMG Holdings, LLC	DE	NIA	UnitedHealth Group Incorporated	Ownership	100.000	UnitedHealth Group Incorporated		
		.00000	86-0908902				For Health of Arizona, Inc.	AZ	NIA	For Health, Inc.	Ownership	100.000	UnitedHealth Group Incorporated		
		.00000	33-0766617				For Health, Inc.	DE	NIA	Inspiris, Inc.	Ownership	100.000	UnitedHealth Group Incorporated		
		.00000					Fortify Technologies Asia, LLC	PHL	NIA	Savvysherpa, LLC	Ownership	99.000	UnitedHealth Group Incorporated		1
		.00000	27-0695411				Fortify Technologies, LLC	MN	NIA	Savvysherpa, LLC	Ownership	100.000	UnitedHealth Group Incorporated		
		.00000	20-3412606				Franklin Surgical Center, LLC	NJ	NIA	SCA-Franklin, LLC	Ownership	55.000	UnitedHealth Group Incorporated		1
		.00000					Freeway Surgicenter of Houston, LLC	TX	NIA	SCA-Freeway Holdings, LLC	Ownership	59.322	UnitedHealth Group Incorporated		5
										UnitedHealthcare Global Medical (UK)					
		.00000	98-1172769				Frontier Medex Tanzania Limited	TZA	NIA	Limited	Ownership	99.000	UnitedHealth Group Incorporated		
		.00000	98-1172769				Frontier Medex Tanzania Limited	TZA	NIA	FrontierMEDEX Limited	Ownership	1.000	UnitedHealth Group Incorporated		
		.00000	68-0679514				FrontierMEDEX (RMS), Inc.	DE	NIA	FMG Holdings, LLC	Ownership	100.000	UnitedHealth Group Incorporated		
		.00000	45-5339512				FrontierMEDEX Government Services, LLC	DE	NIA	FMG Holdings, LLC	Ownership	100.000	UnitedHealth Group Incorporated		
										UnitedHealthcare Global Medical (UK)					
		.00000	98-1147103				FrontierMEDEX Kenya Limited	KEN	NIA	Limited	Ownership	99.900	UnitedHealth Group Incorporated		
		.00000	98-1147103				FrontierMEDEX Kenya Limited	KEN	NIA	UnitedHealthcare International I B.V.	Ownership	0.100	UnitedHealth Group Incorporated		
										UnitedHealthcare Global Medical (UK)					
		.00000	98-1101521				FrontierMEDEX Limited	IRQ	NIA	Limited	Ownership	100.000	UnitedHealth Group Incorporated		
		.00000	33-1219808				FrontierMEDEX US, Inc.	DE	NIA	FMG Holdings, LLC	Ownership	100.000	UnitedHealth Group Incorporated		
		.00000	52-2230470				FrontierMEDEX, Inc.	MN	NIA	FrontierMEDEX US, Inc.	Ownership	100.000	UnitedHealth Group Incorporated		
		.00000					Fundación Banmédica	CHL	NIA	Banmédica S.A.	Ownership	100.000	UnitedHealth Group Incorporated		
		.00000	63-0833765				Gadsden Surgery Center, LLC	DE	NIA	SC Affiliates, LLC	Ownership	100.000	UnitedHealth Group Incorporated		
		.00000	62-1488653				Gadsden Surgery Center, Ltd.	AL	NIA	Gadsden Surgery Center, LLC	Ownership	51.000	UnitedHealth Group Incorporated		14
		.00000	62-1600268				Gainesville Surgery Center, L.P.	TN	NIA	SCA-Northeast Georgia Health, LLC	Ownership	51.000	UnitedHealth Group Incorporated		15
							Gainesville Surgery Properties, LLC	NH	NIA	Gainesville Surgery Center, L.P.	Ownership	100.000	UnitedHealth Group Incorporated		
		.00000	37-0920164				gethealthinsurance.com Agency Inc.	IN	NIA	Golden Rule Financial Corporation	Ownership	100.000	UnitedHealth Group Incorporated		
		.00000	65-1025514				Gladiolus Surgery Center, LLC	FL	NIA	SCA-Gladiolus, LLC	Ownership	50.000	UnitedHealth Group Incorporated		1
		.00000	33-0595220				Glenwood Surgical Center, L.P.	CO	NIA	Glenwood-SC, Inc.	Ownership	52.270	UnitedHealth Group Incorporated		5
		.00000	62-1601450				Glenwood-SC, Inc.	TN	NIA	SC Affiliates, LLC	Ownership	100.000	UnitedHealth Group Incorporated		
		.00000	20-3420886				Golden Outlook, Inc.	CA	NIA	Collaborative Care Holdings, LLC	Ownership	100.000	UnitedHealth Group Incorporated		
		.00000	37-0855360				Golden Rule Financial Corporation	DE	NIA	UnitedHealth Group Incorporated	Ownership	100.000	UnitedHealth Group Incorporated		

SCHEDULE Y
PART 1A - DETAIL OF INSURANCE HOLDING COMPANY SYSTEM

1	2	3	4	5	6	7	8	9	10	11	12	13	14	15	16
Group Code	Group Name	NAIC Company Code	ID Number	Federal RSSD	CIK	Name of Securities Exchange if Publicly Traded (U.S. or International)	Names of Parent, Subsidiaries Or Affiliates	Domi-ciliary Location	Relation-ship to Reporting Entity	Directly Controlled by (Name of Entity/Person)	Type of Control (Ownership, Board, Management, Attorney-in-Fact, Influence, Other)	If Control is Ownership Provide Percen-tage	Ultimate Controlling Entity(ies)/Person(s)	Is an SCA Filing Re-quired? (Y/N)	*
.0707	UnitedHealth Group Incorporated	62286	37-6028756	3057283			Golden Rule Insurance Company	.IN	.IA	Golden Rule Financial Corporation	Ownership	100.000	UnitedHealth Group Incorporated		
		.00000	33-0529450				Golden Triangle Surgicenter, L.P.	.CA	.NIA	Surgery Centers-West Holdings, LLC	Ownership	71.000	UnitedHealth Group Incorporated		.16
		.00000					GRANTS PASS SURGERY CENTER, LLC	.NJ	.NIA	SCA-Grants Pass, LLC	Ownership	51.000	UnitedHealth Group Incorporated		.5
		.00000	01-0619096				Grove Place Surgery Center, L.L.C.	.FL	.NIA	SCA-Grove Place, LLC	Ownership	52.580	UnitedHealth Group Incorporated		.1
		.00000	98-0213198				H&W Indemnity (SPC), Ltd.	.CYM	.NIA	UnitedHealth Group Incorporated	Ownership	100.000	UnitedHealth Group Incorporated		
.0707	UnitedHealth Group Incorporated	.00000	26-1227494				H.I. Investments Holding Company, LLC	.DE	.NIA	Health Inventures, LLC	Ownership	100.000	UnitedHealth Group Incorporated		
		.79480	35-1279304				Harken Health Insurance Company	.WI	.IA	UnitedHealthcare, Inc.	Ownership	100.000	UnitedHealth Group Incorporated		
		.00000	20-5944768				Health Inventures Employment Solutions, LLC	.DE	.NIA	Health Inventures, LLC	Ownership	100.000	UnitedHealth Group Incorporated		
		.00000	04-3723090				Health Inventures, LLC	.DE	.NIA	SC Affiliates, LLC	Ownership	100.000	UnitedHealth Group Incorporated		
		.00000	98-0153069				Health Net Services (Cayman) PIC	.CYM	.NIA	Oxford Health Plans LLC	Ownership	100.000	UnitedHealth Group Incorporated		
.0707	UnitedHealth Group Incorporated	.96342	88-0201035				Health Plan of Nevada, Inc.	.NV	.IA	Sierra Health Services, Inc.	Ownership	100.000	UnitedHealth Group Incorporated		
		.00000	95-4763349				HealthAllies, Inc.	.DE	.NIA	OptumHealth Holdings, LLC	Ownership	100.000	UnitedHealth Group Incorporated		
		.00000	77-0693060				Healthcare Solutions, Inc.	.DE	.NIA	OptumRx Administrative Services, LLC	Ownership	100.000	UnitedHealth Group Incorporated		
		.00000					HealthFirst IPA, Inc.	.CO	.NIA	New West Physicians, Inc.	Ownership	100.000	UnitedHealth Group Incorporated		
		.00000					Help S.A.	.CHL	.NIA	Banmedica S.A.	Ownership	100.000	UnitedHealth Group Incorporated		
		.00000					Help S.A.	.CHL	.NIA	Saden S.A.	Ownership	0.000	UnitedHealth Group Incorporated		
		.00000					Help Service S.A.	.CHL	.NIA	Banmedica S.A.	Ownership	100.000	UnitedHealth Group Incorporated		
		.00000					Help Service S.A.	.CHL	.NIA	Saden S.A.	Ownership	0.000	UnitedHealth Group Incorporated		
		.00000	84-1472832				Highlands Ranch Healthcare, LLC	.CO	.NIA	Urgent Care MSO, LLC	Ownership	100.000	UnitedHealth Group Incorporated		
		.00000					Home Medical S.A.	.CHL	.NIA	Help S.A.	Ownership	99.998	UnitedHealth Group Incorporated		
		.00000					Home Medical S.A.	.CHL	.NIA	Saden S.A.	Ownership	0.002	UnitedHealth Group Incorporated		
		.00000	20-8910978				Hospice Inspiris Holdings, Inc.	.TN	.NIA	Inspiris, Inc.	Ownership	100.000	UnitedHealth Group Incorporated		
		.00000	98-1286038				Hospitais Associados de Pernambuco Ltda.	.BRA	.NIA	Esho – Empresa de Serviços Hospitalares S.A.	Ownership	90.000	UnitedHealth Group Incorporated		.2
		.00000	98-1111920				Hospital Alvorada de Taguatinga Ltda.	.BRA	.NIA	Anil Assistência Médica Internacional S.A.	Ownership	85.040	UnitedHealth Group Incorporated		
		.00000	98-1111920				Hospital Alvorada de Taguatinga Ltda.	.BRA	.NIA	Bosque Medical Center Ltda.	Ownership	9.900	UnitedHealth Group Incorporated		
		.00000	98-1111920				Hospital Alvorada de Taguatinga Ltda.	.BRA	.NIA	Hospital Samaritano de São Paulo Ltda.	Ownership	5.060	UnitedHealth Group Incorporated		
		.00000	98-1389272				Hospital Ana Costa S.A.	.BRA	.NIA	Piano de Saúde Ana Costa Ltda.	Ownership	57.412	UnitedHealth Group Incorporated		.2
		.00000	98-1389272				Hospital Ana Costa S.A.	.BRA	.NIA	Hospital Alvorada de Taguatinga Ltda.	Ownership	33.369	UnitedHealth Group Incorporated		.2
		.00000	98-1310065				Hospital de Clínicas de Jacarepaguá Ltda.	.BRA	.NIA	Esho – Empresa de Serviços Hospitalares S.A.	Ownership	100.000	UnitedHealth Group Incorporated		
		.00000	98-1310065				Hospital de Clínicas de Jacarepaguá Ltda.	.BRA	.NIA	Cemed Care – Empresa de Atendimento Clínico Geral Ltda.	Ownership	0.000	UnitedHealth Group Incorporated		
		.00000	98-1328324				Hospital Samaritano de São Paulo Ltda.	.BRA	.NIA	Esho – Empresa de Serviços Hospitalares S.A.	Ownership	100.000	UnitedHealth Group Incorporated		
		.00000	98-1328324				Hospital Samaritano de São Paulo Ltda.	.BRA	.NIA	Anico Saúde Ltda.	Ownership	0.000	UnitedHealth Group Incorporated		
		.00000	98-1332673				Hospital Santa Helena S.A.	.BRA	.NIA	Elual Participações S.A.	Ownership	65.210	UnitedHealth Group Incorporated		.2
		.00000	98-1332673				Hospital Santa Helena S.A.	.BRA	.NIA	Esho – Empresa de Serviços Hospitalares S.A.	Ownership	33.600	UnitedHealth Group Incorporated		.2
		.00000	26-2912304		0001441730		Humedica, Inc.	.DE	.NIA	United HealthCare Services, Inc.	Ownership	100.000	UnitedHealth Group Incorporated		
		.00000	36-4331825				Hygeia Corporation	.DE	.NIA	UnitedHealth International, Inc.	Ownership	100.000	UnitedHealth Group Incorporated		
		.00000	98-1106075				Hygeia Corporation	.CAN	.NIA	UnitedHealth Group International L.P.	Ownership	100.000	UnitedHealth Group Incorporated		
		.00000					Illinois Independent Care Network	.CA	.NIA	Surgical Care Affiliates, LLC	Ownership	100.000	UnitedHealth Group Incorporated		
		.00000					Imed Star – Serviços de Desempenho Organizacional Ltda.	.BRA	.NIA	Optum Health & Technology Serviços do Brasil Ltda.	Ownership	100.000	UnitedHealth Group Incorporated		
		.00000					Imed Star – Serviços de Desempenho Organizacional Ltda.	.BRA	.NIA	UHG Brasil Participações S.A.	Ownership	0.000	UnitedHealth Group Incorporated		
		.00000	20-4351923				Impel Consulting Experts, L.L.C.	.TX	.NIA	Impel Management Services, L.L.C.	Ownership	100.000	UnitedHealth Group Incorporated		
		.00000	75-2574317				Impel Management Services, L.L.C.	.TX	.NIA	USMD Holdings, Inc.	Ownership	100.000	UnitedHealth Group Incorporated		
		.00000	62-1484043				Indian River Surgery Center, Ltd.	.FL	.NIA	Surgery Center of Vero Beach, Inc.	Ownership	59.000	UnitedHealth Group Incorporated		.17
		.00000	26-0711388				Indian River Surgery Properties, LLC	.FL	.NIA	Surgery Center of Vero Beach, Inc.	Ownership	100.000	UnitedHealth Group Incorporated		
		.00000	45-4132005				Indiana Care Organization, LLC	.IN	.NIA	AHN Target Holdings, LLC	Ownership	100.000	UnitedHealth Group Incorporated		
		.00000	62-1641102				Ingram & Associates, LLC	.TN	.NIA	Optum360, LLC	Ownership	100.000	UnitedHealth Group Incorporated		

SCHEDULE Y
PART 1A - DETAIL OF INSURANCE HOLDING COMPANY SYSTEM

1	2	3	4	5	6	7	8	9	10	11	12	13	14	15	16
Group Code	Group Name	NAIC Company Code	ID Number	Federal RSSD	CIK	Name of Securities Exchange if Publicly Traded (U.S. or International)	Names of Parent, Subsidiaries Or Affiliates	Domi-ciliary Location	Relation-ship to Reporting Entity	Directly Controlled by (Name of Entity/Person)	Type of Control (Ownership, Board, Management, Attorney-in-Fact, Influence, Other)	If Control is Ownership Provide Per-centage	Ultimate Controlling Entity(ies)/Person(s)	Is an SCA Filing Re-quired? (Y/N)	*
		.00000	33-0018673				Inland Surgery Center, L.P.	.CA	NIA	Redlands Ambulatory Surgery Center	Ownership	51.000	UnitedHealth Group Incorporated		18
		.00000					Inmobiliaria Apoquindo 3001 S.A.	.CHL	NIA	Inmobiliaria Apoquindo S.A.	Ownership	99.999	UnitedHealth Group Incorporated		
		.00000					Inmobiliaria Apoquindo 3001 S.A.	.CHL	NIA	Vida Tres Internacional S.A.	Ownership	0.001	UnitedHealth Group Incorporated		
		.00000					Inmobiliaria Apoquindo 3600 Ltda.	.CHL	NIA	Banmédica S.A.	Ownership	99.700	UnitedHealth Group Incorporated		
		.00000					Inmobiliaria Apoquindo 3600 Ltda.	.CHL	NIA	Inmobiliaria Apoquindo 3001 S.A.	Ownership	0.300	UnitedHealth Group Incorporated		
		.00000					Inmobiliaria Apoquindo S.A.	.CHL	NIA	Banmédica S.A.	Ownership	100.000	UnitedHealth Group Incorporated		
		.00000					Inmobiliaria Apoquindo S.A.	.CHL	NIA	Saden S.A.	Ownership	0.000	UnitedHealth Group Incorporated		
		.00000					Inmobiliaria Clínica Santa María S.A.	.CHL	NIA	Banmédica S.A.	Ownership	99.433	UnitedHealth Group Incorporated		19
		.00000					Inmobiliaria e Inversiones Alameda S.A.	.CHL	NIA	Banmédica S.A.	Ownership	99.980	UnitedHealth Group Incorporated		
		.00000					Inmobiliaria e Inversiones Alameda S.A.	.CHL	NIA	Saden S.A.	Ownership	0.020	UnitedHealth Group Incorporated		
		.00000					Inmobiliaria Viñamed Ltda.	.CHL	NIA	Administradora Médica Centromed S.A.	Ownership	99.900	UnitedHealth Group Incorporated		2
		.00000	47-5640889				INOVB Surgical at Memorial City, LLC	.OR	NIA	Memorial City Partners, LLC	Ownership	100.000	UnitedHealth Group Incorporated		
		.00000	88-0482274				inPharmative, Inc.	.NV	NIA	OptumRx Health Solutions, LLC	Ownership	100.000	UnitedHealth Group Incorporated		
		.00000	13-4138668				INSPIRIS of New York IPA, Inc.	.NY	NIA	Inspiris, Inc.	Ownership	100.000	UnitedHealth Group Incorporated		
		.00000	13-4138665				INSPIRIS of New York Management, Inc.	.NY	NIA	Inspiris, Inc.	Ownership	100.000	UnitedHealth Group Incorporated		
		.00000	26-2885572				INSPIRIS of Texas Physician Group	.TX	NIA	Optum Care Services Company	Ownership	100.000	UnitedHealth Group Incorporated		
		.00000	33-0766366				Inspiris, Inc.	.DE	NIA	Collaborative Care Holdings, LLC	Ownership	100.000	UnitedHealth Group Incorporated		
		.00000					Inversiones Clínicas Santa María S.A.	.CHL	NIA	Banmédica S.A.	Ownership	100.000	UnitedHealth Group Incorporated		
		.00000					Inversiones Clínicas Santa María S.A.	.CHL	NIA	Clínica Dávila y Servicios Médicos S.A.	Ownership	0.000	UnitedHealth Group Incorporated		
		.00000					Isapre Banmédica S.A.	.CHL	NIA	Banmédica S.A.	Ownership	100.000	UnitedHealth Group Incorporated		
		.00000					Isapre Banmédica S.A.	.CHL	NIA	Clínica Dávila y Servicios Médicos S.A.	Ownership	0.000	UnitedHealth Group Incorporated		
		.00000					Isapre Vida Tres S.A.	.CHL	NIA	Banmédica S.A.	Ownership	100.000	UnitedHealth Group Incorporated		
		.00000					Isapre Vida Tres S.A.	.CHL	NIA	Clínica Dávila y Servicios Médicos S.A.	Ownership	0.000	UnitedHealth Group Incorporated		
		.00000	74-2544709				Joliet Surgery Center Limited Partnership	.NC	NIA	Surgicare of Joliet, Inc.	Ownership	54.031	UnitedHealth Group Incorporated		5
		.00000					Laboratorio ROE S.A.	.PER	NIA	Pacifico S.A. Entidad Prestadora de Salud	Ownership	99.990	UnitedHealth Group Incorporated		1
		.00000					Laboratorios Médicos Amed Quilpué S.A.	.CHL	NIA	Centromed Quilpué S.A.	Ownership	99.900	UnitedHealth Group Incorporated		1
		.00000					Liberty Anesthesia Services, LLC	.MI	NIA	Winchester Endoscopy, LLC	Ownership	100.000	UnitedHealth Group Incorporated		
		.00000					Lifeprint Accountable Care Organization, LLC								
		.00000	32-0409538					.DE	NIA	Collaborative Care Holdings, LLC	Ownership	100.000	UnitedHealth Group Incorporated		
		.00000	45-3143218				Lifeprint East, Inc.	.DE	NIA	Collaborative Care Holdings, LLC	Ownership	100.000	UnitedHealth Group Incorporated		
		.00000	27-2309024				LifePrint Health, Inc.	.DE	NIA	Collaborative Care Holdings, LLC	Ownership	100.000	UnitedHealth Group Incorporated		
		.00000	39-1974851				Logistics Health, Inc.	.WI	NIA	OptumHealth Holdings, LLC	Ownership	100.000	UnitedHealth Group Incorporated		
		.00000	98-1337963				Lotten-Eyes Oftalmologia Clínica e Cirurgica Ltda.	.BRA	NIA	Hospital Alvorada de Taguatinga Ltda.	Ownership	100.000	UnitedHealth Group Incorporated		
		.00000	98-1337963				Lotten-Eyes Oftalmologia Clínica e Cirurgica Ltda.	.BRA	NIA	Esho – Empresa de Serviços Hospitalares S.A.	Ownership	0.000	UnitedHealth Group Incorporated		
		.00000	62-1179566				Louisville S.C., Ltd.	.KY	NIA	Surgery Center of Louisville, LLC	Ownership	51.000	UnitedHealth Group Incorporated		20
		.00000	62-1179538				Louisville-SC Properties, Inc.	.KY	NIA	SC Affiliates, LLC	Ownership	100.000	UnitedHealth Group Incorporated		
		.00000					Loyola Ambulatory Surgery Center at Oakbrook, Inc.	.IL	NIA	ASC Network, LLC	Ownership	100.000	UnitedHealth Group Incorporated		
		.00000	36-4119519				Lusiadas – Parcerias Cascais, S.A.	.PRT	NIA	Lusiadas, SGPS, S.A.	Ownership	100.000	UnitedHealth Group Incorporated		
		.00000	98-1137620				Lusiadas A.C.E.	.PRT	NIA	Lusiadas, SGPS, S.A.	Ownership	55.000	UnitedHealth Group Incorporated		
		.00000	98-1139095				Lusiadas A.C.E.	.PRT	NIA	Lusiadas, S.A.	Ownership	20.000	UnitedHealth Group Incorporated		
		.00000	98-1139095				Lusiadas A.C.E.	.PRT	NIA	CLISA – Clínica de Santo António, S.A.	Ownership	10.000	UnitedHealth Group Incorporated		
		.00000	98-1139095				Lusiadas A.C.E.	.PRT	NIA	Lusiadas – Parcerias Cascais, S.A.	Ownership	10.000	UnitedHealth Group Incorporated		
		.00000					Lusiadas A.C.E.			Clínica Médico Cirúrgica de Santa Tecla, S.A.	Ownership	5.000	UnitedHealth Group Incorporated		
		.00000	98-1139089				Lusiadas, S.A.	.PRT	NIA	Lusiadas, SGPS, S.A.	Ownership	100.000	UnitedHealth Group Incorporated		
		.00000	98-1138570				Lusiadas, SGPS, S.A.	.PRT	NIA	Amil International	Ownership	100.000	UnitedHealth Group Incorporated		
		.00000	52-2129787				MAISI Insurance Resources, LLC	.MD	NIA	OneNet PPO, LLC	Ownership	100.000	UnitedHealth Group Incorporated		
0707	UnitedHealth Group Incorporated	.60321	52-1803283				MAISI Life and Health Insurance Company	.MD	IA	United HealthCare Services, Inc.	Ownership	100.000	UnitedHealth Group Incorporated		
		.00000	14-1782475				Managed Physical Network, Inc.	.NY	NIA	OptumHealth Care Solutions, LLC	Ownership	100.000	UnitedHealth Group Incorporated		
		.00000	20-2880404				March Holdings, Inc.	.CA	NIA	Specialty Benefits, LLC	Ownership	100.000	UnitedHealth Group Incorporated		
		.00000	20-3042852				March Vision Care, Inc.	.CA	NIA	March Holdings, Inc.	Ownership	100.000	UnitedHealth Group Incorporated		

SCHEDULE Y
PART 1A - DETAIL OF INSURANCE HOLDING COMPANY SYSTEM

1	2	3	4	5	6	7	8	9	10	11	12	13	14	15	16
Group Code	Group Name	NAIC Company Code	ID Number	Federal RSSD	CIK	Name of Securities Exchange if Publicly Traded (U.S. or International)	Names of Parent, Subsidiaries Or Affiliates	Domi-ciliary Location	Relation-ship to Reporting Entity	Directly Controlled by (Name of Entity/Person)	Type of Control (Ownership, Board, Management, Attorney-in-Fact, Influence, Other)	If Control is Owner-ship Provide Per-centage	Ultimate Controlling Entity(ies)/Person(s)	Is an SCA Filing Re-quired? (Y/N)	*
		.00000	26-2601943				Marin Surgery Holdings, Inc.DE	NIA.....	SC Affiliates, LLC	Ownership.....	100.000	UnitedHealth Group Incorporated		
		.00000	52-1456812				Maryland Ambulatory CentersMD	NIA.....	Maryland-SCA Centers, LLC	Ownership.....	50.000	UnitedHealth Group Incorporated		1
		.00000	52-1401791				Maryland-SCA Centers, LLCDE	NIA.....	SC Affiliates, LLC	Ownership.....	100.000	UnitedHealth Group Incorporated		
		.00000					Massachusetts Assurance Co., Ltd.CYM	NIA.....	Collaborative Care Holdings, LLC	Ownership.....	100.000	UnitedHealth Group Incorporated		
		.00000					Massachusetts Avenue Surgery Center, LLCIN	NIA.....	SCA-Bethesda, LLC	Ownership.....	56.690	UnitedHealth Group Incorporated		5
		.00000	62-1600267				McKenzie Surgery Center, L.P.TN	NIA.....	SCA-Eugene, Inc.	Ownership.....	51.000	UnitedHealth Group Incorporated		21
							North American Medical Management								
		.00000	42-1741594				MD Ops, Inc.CA	NIA.....	California, Inc.	Ownership.....	100.000	UnitedHealth Group Incorporated		
.0707	UnitedHealth Group Incorporated	.96310	52-1169135				MD-Individual Practice Association, Inc.MD	.IA.....	United HealthCare Services, Inc.	Ownership.....	100.000	UnitedHealth Group Incorporated		
		.00000					ME AHS UC LLCDE	NIA.....	Urgent Care MSO, LLC	Ownership.....	70.000	UnitedHealth Group Incorporated		2
							Optum Health & Technology Serviços do								
		.00000	98-1286220				Medalliance Net Ltda.BRA	NIA.....	Brasil Ltda.	Ownership.....	100.000	UnitedHealth Group Incorporated		
		.00000	98-1286220				Medalliance Net Ltda.BRA	NIA.....	UHG Brasil Participações S.A.	Ownership.....	0.000	UnitedHealth Group Incorporated		
		.00000	52-2178531				MEDEX Insurance Services, Inc.MD	NIA.....	FrontierMEDEX, Inc.	Ownership.....	100.000	UnitedHealth Group Incorporated		
		.00000	20-3824377				MedExpress Development, LLCFL	NIA.....	Urgent Care MSO, LLC	Ownership.....	100.000	UnitedHealth Group Incorporated		
		.00000	32-0533926				MedExpress Urgent Care Alabama, LLCAL	NIA.....	Urgent Care Holdings, Inc.	Ownership.....	100.000	UnitedHealth Group Incorporated		
		.00000	82-1719888				MedExpress Urgent Care Maine, Inc.ME	NIA.....	Urgent Care Holdings, Inc.	Ownership.....	100.000	UnitedHealth Group Incorporated		
		.00000	82-0631738				MedExpress Urgent Care New Hampshire, Inc.NH	NIA.....	Urgent Care Holdings, Inc.	Ownership.....	100.000	UnitedHealth Group Incorporated		
							MedExpress Urgent Care of Boynton Beach, LLC								
		.00000	20-2545363					.FL	NIA.....	MedExpress Development, LLC	Ownership.....	100.000	UnitedHealth Group Incorporated		
		.00000					MedExpress Urgent Care, Inc. - OhioOH	NIA.....	Urgent Care Holdings, Inc.	Ownership.....	100.000	UnitedHealth Group Incorporated		
.0707	UnitedHealth Group Incorporated	.12756	20-3391186				Medica Health Plans of Florida, Inc.FL	.IA.....	United HealthCare Services, Inc.	Ownership.....	100.000	UnitedHealth Group Incorporated		
.0707	UnitedHealth Group Incorporated	.12155	01-0788576				Medica HealthCare Plans, Inc.FL	.IA.....	United HealthCare Services, Inc.	Ownership.....	100.000	UnitedHealth Group Incorporated		
		.00000	75-2566987				Medical Clinic of North Texas PLLCTX	NIA.....	USMD Affiliated Services	Ownership.....	100.000	UnitedHealth Group Incorporated		
		.00000					Medical Hilfe S.A.CHL	NIA.....	Home Medical S.A.	Ownership.....	100.000	UnitedHealth Group Incorporated		
		.00000					Medical Hilfe S.A.CHL	NIA.....	Saden S.A.	Ownership.....	0.000	UnitedHealth Group Incorporated		
		.00000	26-0636717				Medical Surgical Centers of America, Inc.DE	NIA.....	ASC Network, LLC	Ownership.....	100.000	UnitedHealth Group Incorporated		
		.00000	32-0037402				Medical Transportation Services, LLCFL	NIA.....	United HealthCare Services, Inc.	Ownership.....	100.000	UnitedHealth Group Incorporated		
		.00000	75-2515691		0001012564		MedSynergies, LLCDE	NIA.....	Mustang Razorback Holdings, Inc.	Ownership.....	100.000	UnitedHealth Group Incorporated		
		.00000	58-2101921				Melbourne Surgery Center, LLCGA	NIA.....	Surgical Care Partners of Melbourne, LLC	Ownership.....	100.000	UnitedHealth Group Incorporated		
		.00000					Memorial City Holdings, LLCTX	NIA.....	SCA-Memorial City, LLC	Ownership.....	51.000	UnitedHealth Group Incorporated		2
		.00000					Memorial City Partners, LLCRI	NIA.....	Memorial City Holdings, LLC	Ownership.....	51.000	UnitedHealth Group Incorporated		
		.00000					Memorial City Partners, LLCRI	NIA.....	INOV8 Surgical at Memorial City, LLC	Ownership.....	30.000	UnitedHealth Group Incorporated		
		.00000					Memorial City Partners, LLCRI	NIA.....	SCA-Memorial City, LLC	Ownership.....	19.000	UnitedHealth Group Incorporated		
		.00000	62-1590322				Memphis-SC, LLCTN	NIA.....	SCA-Shelby Development Corp.	Ownership.....	100.000	UnitedHealth Group Incorporated		
		.00000	62-1590324				Memphis-SP, LLCTN	NIA.....	Shelby Surgery Properties, Inc.	Ownership.....	100.000	UnitedHealth Group Incorporated		
		.00000	52-2303928				Metropolitan Medical Partners, LLCMD	NIA.....	SCA-Chevy Chase, LLC	Ownership.....	59.350	UnitedHealth Group Incorporated		1
							Metropolitan Medical Transportation IPA, LLC								
		.00000	20-8998927					.NY	NIA.....	National MedTrans, LLC	Ownership.....	100.000	UnitedHealth Group Incorporated		
		.00000	27-2252446				MHC Real Estate Holdings, LLCCA	NIA.....	Monarch Management Services, Inc.	Ownership.....	100.000	UnitedHealth Group Incorporated		
		.00000					MIAMI SURGERY CENTER, LLCDE	NIA.....	SCA-Doral, LLC	Ownership.....	52.185	UnitedHealth Group Incorporated		1
		.00000					Midwest Center for Day Surgery, LLCIL	NIA.....	Advocate-SCA Partners, LLC	Ownership.....	51.206	UnitedHealth Group Incorporated		5
		.00000	27-2439806				Mississippi Surgery Holdings, LLCDE	NIA.....	SCA Surgery Holdings, LLC	Ownership.....	100.000	UnitedHealth Group Incorporated		
							Mississippi Surgical Center Limited Partnership								
		.00000	62-1417391				PartnershipMS	NIA.....	Mississippi Surgery Holdings, LLC	Ownership.....	59.000	UnitedHealth Group Incorporated		22
		.00000	46-3949765				MN Waypoint Sports Physical Therapy, Inc.DE	NIA.....	Orthology, Inc.	Ownership.....	100.000	UnitedHealth Group Incorporated		
		.00000	31-1191553				Modern Medical, Inc.OH	NIA.....	Healthcare Solutions, Inc.	Ownership.....	100.000	UnitedHealth Group Incorporated		
		.00000	45-3142852				Monarch Management Services, Inc.DE	NIA.....	Collaborative Care Holdings, LLC	Ownership.....	100.000	UnitedHealth Group Incorporated		
							Montgomery Surgery Center Limited Partnership								
		.00000	52-1401868					.CA	NIA.....	Maryland Ambulatory Centers	Ownership.....	77.000	UnitedHealth Group Incorporated		5
		.00000	81-1633765				MSLA Management LLCDE	NIA.....	Logistics Health, Inc.	Ownership.....	100.000	UnitedHealth Group Incorporated		
		.00000	62-1506649				Mt. Pleasant Surgery Center, L.P.TN	NIA.....	SCA-Mt. Pleasant, LLC	Ownership.....	51.000	UnitedHealth Group Incorporated		23
										Esho - Empresa de Serviços Hospitalares S.A.					
		.00000	98-1285432				Multiangio Ltda.BRA	NIA.....		Ownership.....	83.000	UnitedHealth Group Incorporated		2

SCHEDULE Y
PART 1A - DETAIL OF INSURANCE HOLDING COMPANY SYSTEM

1	2	3	4	5	6	7	8	9	10	11	12	13	14	15	16
Group Code	Group Name	NAIC Company Code	ID Number	Federal RSSD	CIK	Name of Securities Exchange if Publicly Traded (U.S. or International)	Names of Parent, Subsidiaries Or Affiliates	Domi-ciliary Location	Relation-ship to Reporting Entity	Directly Controlled by (Name of Entity/Person)	Type of Control (Ownership, Board, Management, Attorney-in-Fact, Influence, Other)	If Control is Ownership Provide Per-centage	Ultimate Controlling Entity(ies)/Person(s)	Is an SCA Filing Re-quired? (Y/N)	*
		.00000	20-4209261				Muskogee Surgical Investors, LLCDE	.NIA	Surgery Center of Muskogee, LLC	Ownership.....	51.000	UnitedHealth Group Incorporated		1
		.00000	47-1935798				Mustang Razorback Holdings, Inc.DE	.NIA	OptumInsight, Inc.	Ownership.....	100.000	UnitedHealth Group Incorporated		
		.00000	26-2564744				My Wellness Solutions, LLCDE	.NIA	OptumHealth Care Solutions, LLC	Ownership.....	100.000	UnitedHealth Group Incorporated		
		.00000	20-3236839				NAMM Holdings, Inc.DE	.NIA	Aveta Inc.	Ownership.....	100.000	UnitedHealth Group Incorporated		
		.00000	62-1468431				Nashville-SCA Surgery Centers, Inc.TN	.NIA	SC Affiliates, LLC	Ownership.....	100.000	UnitedHealth Group Incorporated		
		.00000	47-2336925				National MedTrans, LLCNY	.NIA	Specialty Benefits, LLC	Ownership.....	100.000	UnitedHealth Group Incorporated		
.0707	UnitedHealth Group Incorporated95251	76-0196559				National Pacific Dental, Inc.TX	.IA	Dental Benefit Providers, Inc.	Ownership.....	100.000	UnitedHealth Group Incorporated		
		.00000	36-3549627				National Surgery Centers, LLCDE	.NIA	Surgical Care Affiliates, LLC	Ownership.....	100.000	UnitedHealth Group Incorporated		
		.00000	68-0293690				National Surgery Centers-Santa Monica, LLC ..	.DE	.NIA	National Surgery Centers, LLC	Ownership.....	100.000	UnitedHealth Group Incorporated		
.0707	UnitedHealth Group Incorporated95123	65-0996107				Neighborhood Health Partnership, Inc.FL	.IA	UnitedHealthcare, Inc.	Ownership.....	100.000	UnitedHealth Group Incorporated		
		.00000	20-4755277				Netwerkes, LLCTN	.NIA	Payment Resolution Services, LLC	Ownership.....	100.000	UnitedHealth Group Incorporated		
.0707	UnitedHealth Group Incorporated95758	88-0228572				Nevada Pacific DentalNV	.IA	Dental Benefit Providers, Inc.	Ownership.....	100.000	UnitedHealth Group Incorporated		
		.00000	84-1250135				New West Physicians, Inc.CO	.NIA	Newton Holdings, LLC	Ownership.....	100.000	UnitedHealth Group Incorporated		
		.00000					Newton Holdings, LLCDE	.NIA	Collaborative Care Holdings, LLC	Ownership.....	80.100	UnitedHealth Group Incorporated		2
		.00000					North American Medical Management California, Inc.TN	.NIA	NAMM Holdings, Inc.	Ownership.....	100.000	UnitedHealth Group Incorporated		
		.00000	88-0245121				Northern Nevada Health Network, Inc.NV	.NIA	Sierra Health Services, Inc.	Ownership.....	100.000	UnitedHealth Group Incorporated		
		.00000	63-1240726				Northern Rockies Surgery Center, L.P.TN	.NIA	Northern Rockies Surgicenter, Inc.	Ownership.....	51.000	UnitedHealth Group Incorporated		24
		.00000	81-0399251				Northern Rockies Surgicenter, Inc.MT	.NIA	National Surgery Centers, LLC	Ownership.....	100.000	UnitedHealth Group Incorporated		
		.00000	37-1007387				Northwest Surgicare, LLCDE	.NIA	Surgery Center Holding, LLC	Ownership.....	100.000	UnitedHealth Group Incorporated		
		.00000	75-2494046				Northwest Surgicare, Ltd.CA	.NIA	Northwest Surgicare, LLC	Ownership.....	64.000	UnitedHealth Group Incorporated		5
		.00000	56-1754480				NSC Fayetteville, LLCDE	.NIA	National Surgery Centers, LLC	Ownership.....	100.000	UnitedHealth Group Incorporated		
		.00000	56-1775016				NSC Greensboro, LLCDE	.NIA	National Surgery Centers, LLC	Ownership.....	100.000	UnitedHealth Group Incorporated		
		.00000	36-4210296				NSC Lancaster, LLCDE	.NIA	National Surgery Centers, LLC	Ownership.....	100.000	UnitedHealth Group Incorporated		
		.00000	91-1553479				NSC Seattle, Inc.WA	.NIA	National Surgery Centers, LLC	Ownership.....	100.000	UnitedHealth Group Incorporated		
		.00000	33-0812824				NSC Upland, LLCDE	.NIA	National Surgery Centers, LLC	Ownership.....	100.000	UnitedHealth Group Incorporated		
		.00000	46-5025690				NYSCA, LLCNY	.NIA	Surgical Care Affiliates, LLC	Ownership.....	100.000	UnitedHealth Group Incorporated		
		.00000					Omesa S.A.CHL	.NIA	VidaIntegra S.A.	Ownership.....	99.990	UnitedHealth Group Incorporated		
		.00000					Omesa S.A.CHL	.NIA	Saden S.A.	Ownership.....	0.010	UnitedHealth Group Incorporated		
		.00000					Oncocare S.A.C.PER	.NIA	Pacifico S.A. Entidad Prestadora de Salud	Ownership.....	80.000	UnitedHealth Group Incorporated		1
		.00000	52-2129786				OneNet PPO, LLCMD	.NIA	UnitedHealthcare Insurance Company	Ownership.....	100.000	UnitedHealth Group Incorporated		
.0707	UnitedHealth Group Incorporated96940	52-1518174				Optimum Choice, Inc.MD	.IA	United HealthCare Services, Inc.	Ownership.....	100.000	UnitedHealth Group Incorporated		
		.00000	47-0858534	3202702			Optum Bank, Inc.UT	.NIA	OptumHealth Financial Services, Inc.	Ownership.....	100.000	UnitedHealth Group Incorporated		
		.00000	36-3437660				Optum Biometrics, Inc.IL	.NIA	OptumHealth Care Solutions, LLC	Ownership.....	100.000	UnitedHealth Group Incorporated		
		.00000	26-0683057				Optum Care Services CompanyTN	.NIA	Inspiris, Inc.	Ownership.....	100.000	UnitedHealth Group Incorporated		
		.00000	37-1782217		0001641013		Optum Clinics Holdings, Inc.DE	.NIA	Collaborative Care Holdings, LLC	Ownership.....	97.200	UnitedHealth Group Incorporated		2
		.00000	38-3969193				Optum Clinics Intermediate Holdings, Inc.DE	.NIA	Optum Clinics Holdings, Inc.	Ownership.....	100.000	UnitedHealth Group Incorporated		
		.00000					Optum Digital Health Holdings, LLCDE	.NIA	Consumer Wellness Solutions, Inc.	Ownership.....	100.000	UnitedHealth Group Incorporated		
		.00000	98-1325466				Optum Finance (Ireland) Unlimited CompanyIRL	.NIA	Optum Services (Ireland) Limited	Ownership.....	100.000	UnitedHealth Group Incorporated		
		.00000					Optum Global Solutions (India) Private LimitedIND	.NIA	Optum Global Solutions International B.V.	Ownership.....	99.900	UnitedHealth Group Incorporated		
		.00000	98-1103015				Optum Global Solutions (India) Private LimitedIND	.NIA	UnitedHealth International, Inc.	Ownership.....	0.100	UnitedHealth Group Incorporated		
		.00000	98-1097776				Optum Global Solutions (Philippines), Inc.PHL	.NIA	Optum Global Solutions International B.V.	Ownership.....	99.992	UnitedHealth Group Incorporated		3
		.00000	98-1201187				Optum Global Solutions International B.V.MLD	.NIA	Optum Technology, Inc.	Ownership.....	100.000	UnitedHealth Group Incorporated		
		.00000	04-3574101				Optum Government Solutions, Inc.DE	.NIA	OptumInsight, Inc.	Ownership.....	100.000	UnitedHealth Group Incorporated		
		.00000					Optum Health & Technology (Hong Kong) LimitedHKG	.NIA	OptumHealth International B.V.	Ownership.....	100.000	UnitedHealth Group Incorporated		
		.00000					Optum Health & Technology (India) Private LimitedIND	.NIA	OptumHealth International B.V.	Ownership.....	99.996	UnitedHealth Group Incorporated		
		.00000	98-1095799				Optum Health & Technology (India) Private LimitedIND	.NIA	United Behavioral Health	Ownership.....	0.004	UnitedHealth Group Incorporated		
		.00000	98-1097886				Optum Health & Technology (Singapore) Pte. Ltd.SGP	.NIA	OptumHealth International B.V.	Ownership.....	100.000	UnitedHealth Group Incorporated		

SCHEDULE Y
PART 1A - DETAIL OF INSURANCE HOLDING COMPANY SYSTEM

1	2	3	4	5	6	7	8	9	10	11	12 Type of Control (Ownership, Board, Management, Attorney-in-Fact, Influence, Other)	13 If Control is Owner- ship Provide Percen- tage	14 Ultimate Controlling Entity(ies)/Person(s)	15 Is an SCA Filing Re- quired? (Y/N)	16 *
Group Code	Group Name	NAIC Company Code	ID Number	Federal RSSD	CIK	Name of Securities Exchange if Publicly Traded (U.S. or International)	Names of Parent, Subsidiaries Or Affiliates	Domi- ciliary Loca- tion	Relation- ship to Reporting Entity	Directly Controlled by (Name of Entity/Person)					
0707	UnitedHealth Group Incorporated	00000	98-1095879				Optum Health & Technology (UK) Limited	GBR	NIA	Optum UK Solutions Group Limited	Ownership	100.000	UnitedHealth Group Incorporated		
		00000	20-2149493				Optum Health & Technology (US), LLC	MO	NIA	OptumHealth Holdings, LLC	Ownership	100.000	UnitedHealth Group Incorporated		
							Optum Health & Technology Holdings (US), Inc.								
		00000	43-1747235					MO	NIA	Optum, Inc.	Ownership	100.000	UnitedHealth Group Incorporated		
		00000	98-1184561				Optum Health & Technology Serviços do Brasil Ltda.	BRA	NIA	Optum Global Solutions International B.V.	Ownership	99.996	UnitedHealth Group Incorporated		
		00000	98-1184561				Optum Health & Technology Serviços do Brasil Ltda.	BRA	NIA	OptumInsight, Inc.	Ownership	0.004	UnitedHealth Group Incorporated		
		00000	98-1276517				Optum Health and Technology FZ-LLC	ARE	NIA	Optum Global Solutions International B.V.	Ownership	100.000	UnitedHealth Group Incorporated		
										Optum Health & Technology Holdings (US), Inc.	Ownership	100.000	UnitedHealth Group Incorporated		
		00000	98-1097921				Optum Health Services (Canada) Ltd.	CAN	NIA	Optum UK Solutions Group Limited	Ownership	100.000	UnitedHealth Group Incorporated		
		00000	98-1406274				Optum Health Solutions (Australia) Pty Ltd	AUS	NIA	Optum UK Solutions Group Limited	Ownership	100.000	UnitedHealth Group Incorporated		
		00000	98-1147355				Optum Health Solutions (UK) Limited	GBR	NIA	Optum UK Solutions Group Limited	Ownership	100.000	UnitedHealth Group Incorporated		
		00000	58-2068880		0001460656		Optum Healthcare of Illinois, Inc.	GA	NIA	Optum Women's and Children's Health, LLC	Ownership	100.000	UnitedHealth Group Incorporated		
		00000	20-0212381				Optum Hospice Pharmacy Services, LLC	DE	NIA	OptumRx Health Solutions, LLC	Ownership	100.000	UnitedHealth Group Incorporated		
		69647	31-0628424				Optum Insurance of Ohio, Inc.	OH	IA	OptumRx PBM of Maryland, LLC	Ownership	100.000	UnitedHealth Group Incorporated		
		00000	46-4734521				Optum Labs Dimensions, Inc.	DE	NIA	Optum Labs, Inc.	Ownership	100.000	UnitedHealth Group Incorporated		
		00000	98-1249178				Optum Labs International (UK) Ltd.	GBR	NIA	Optum, Inc.	Ownership	100.000	UnitedHealth Group Incorporated		
		00000	46-1615964				Optum Labs, Inc.	DE	NIA	Optum, Inc.	Ownership	100.000	UnitedHealth Group Incorporated		
		00000	98-1209730				Optum Life Sciences (Canada) Inc.	CAN	NIA	OptumInsight Life Sciences, Inc.	Ownership	100.000	UnitedHealth Group Incorporated		
							Optum Management Consulting (Shanghai) Co., Ltd.	CHN	NIA	Optum Health & Technology Holdings (US), Inc.	Ownership	100.000	UnitedHealth Group Incorporated		
		00000	98-1098190				Optum Nevada Accountable Care Organization LLC	DE	NIA	Collaborative Care Holdings, LLC	Ownership	100.000	UnitedHealth Group Incorporated		
		00000	58-1873062		0001156286		Optum of New York, Inc.	NY	NIA	Optum Women's and Children's Health, LLC	Ownership	100.000	UnitedHealth Group Incorporated		
		00000	98-1097761				Optum Operations (Ireland) Limited	IRL	NIA	Optum Global Solutions International B.V.	Ownership	100.000	UnitedHealth Group Incorporated		
							Optum Palliative and Hospice Care of Pennsylvania, Inc.	TN	NIA	Hospice Inspiris Holdings, Inc.	Ownership	100.000	UnitedHealth Group Incorporated		
							Optum Palliative and Hospice Care of Texas, Inc.	TN	NIA	Hospice Inspiris Holdings, Inc.	Ownership	100.000	UnitedHealth Group Incorporated		
		00000	20-8911303				Optum Palliative and Hospice Care, Inc.	DE	NIA	Collaborative Care Holdings, LLC	Ownership	100.000	UnitedHealth Group Incorporated		
		00000	30-0226127				Optum Public Sector Solutions, Inc.	DE	NIA	OptumInsight, Inc.	Ownership	100.000	UnitedHealth Group Incorporated		
		00000	20-4581265				Optum Rocket, Inc.	DE	NIA	OptumInsight, Inc.	Ownership	100.000	UnitedHealth Group Incorporated		
		00000	46-3328009				Optum Senior Services, LLC	AL	NIA	Optum Hospice Pharmacy Services, LLC	Ownership	100.000	UnitedHealth Group Incorporated		
										UnitedHealthcare International IX S.à r.l.					
		00000	98-1307821				Optum Services (Ireland) Limited	IRL	NIA	UnitedHealthcare International III B.V.	Ownership	100.000	UnitedHealth Group Incorporated		
		00000	66-0870003				Optum Services (Puerto Rico) LLC	PR	NIA	Optum, Inc.	Ownership	100.000	UnitedHealth Group Incorporated		
		00000	45-4683454				Optum Services, Inc.	DE	NIA		Ownership	100.000	UnitedHealth Group Incorporated		
							Optum Solutions do Brasil – Tecnologia e Serviços de Suporte Ltda.	BRA	NIA	Optum Global Solutions International B.V.	Ownership	100.000	UnitedHealth Group Incorporated		
		00000	98-1284698				Optum Solutions do Brasil – Tecnologia e Serviços de Suporte Ltda.	BRA	NIA	OptumHealth International B.V.	Ownership	0.000	UnitedHealth Group Incorporated		
										Optum Health & Technology Holdings (US), Inc.	Ownership	100.000	UnitedHealth Group Incorporated		
		00000	98-0644599				Optum Solutions UK Holdings Limited	GBR	NIA	Optum, Inc.	Ownership	100.000	UnitedHealth Group Incorporated		
		00000	46-5713629				Optum Technology, Inc.	DE	NIA	Optum, Inc.	Ownership	100.000	UnitedHealth Group Incorporated		
		00000	98-1097769				Optum UK Solutions Group Limited	GBR	NIA	Optum Solutions UK Holdings Limited	Ownership	100.000	UnitedHealth Group Incorporated		
		00000	58-2205984		0001460641		Optum Women's and Children's Health, LLC	DE	NIA	My Wellness Solutions, LLC	Ownership	100.000	UnitedHealth Group Incorporated		
		00000	30-0580620	3119994			Optum, Inc.	DE	NIA	UnitedHealthCare Services, Inc.	Ownership	100.000	UnitedHealth Group Incorporated		
		00000	46-3983926				Optum360 Services, Inc.	DE	NIA	Optum Rocket, Inc.	Ownership	69.000	UnitedHealth Group Incorporated		2
		00000	82-3446942				Optum360 Solutions, LLC	DE	NIA	OptumInsight, Inc.	Ownership	100.000	UnitedHealth Group Incorporated		
		00000	46-3328307				Optum360, LLC	DE	NIA	Optum Rocket, Inc.	Ownership	75.000	UnitedHealth Group Incorporated		2
		00000	41-1591944				OptumHealth Care Solutions, LLC	DE	NIA	OptumInsight, Inc.	Ownership	100.000	UnitedHealth Group Incorporated		
		00000	47-0858530				OptumHealth Financial Services, Inc.	DE	NIA	OptumHealth Holdings, LLC	Ownership	100.000	UnitedHealth Group Incorporated		
		00000	47-1192395				OptumHealth Holdings, LLC	DE	NIA	Optum, Inc.	Ownership	100.000	UnitedHealth Group Incorporated		

SCHEDULE Y
PART 1A - DETAIL OF INSURANCE HOLDING COMPANY SYSTEM

1	2	3	4	5	6	7	8	9	10	11	12	13	14	15	16
Group Code	Group Name	NAIC Company Code	ID Number	Federal RSSD	CIK	Name of Securities Exchange if Publicly Traded (U.S. or International)	Names of Parent, Subsidiaries Or Affiliates	Domi-ciliary Location	Relation-ship to Reporting Entity	Directly Controlled by (Name of Entity/Person)	Type of Control (Ownership, Board, Management, Attorney-in-Fact, Influence, Other)	If Control is Ownership Provide Per-centage	Ultimate Controlling Entity(ies)/Person(s)	Is an SCA Filing Re-quired? (Y/N)	*
		.00000	98-1106868				OptumHealth International B.V.	NLD	NIA	Catamaran S.á.r.l.	Ownership.....	100.000	UnitedHealth Group Incorporated		
		.00000					OptumInsight Holdings, LLC	DE	NIA	Optum, Inc.	Ownership.....	100.000	UnitedHealth Group Incorporated		
		.00000	04-3383745				OptumInsight Life Sciences, Inc.	DE	NIA	OptumInsight, Inc.	Ownership.....	100.000	UnitedHealth Group Incorporated		
		.00000	41-1858498				OptumInsight, Inc.	DE	NIA	OptumInsight Holdings, LLC	Ownership.....	100.000	UnitedHealth Group Incorporated		
		.00000	75-2578509		0001600762		OptumRx Administrative Services, LLC	TX	NIA	OptumRx Holdings I, LLC	Ownership.....	100.000	UnitedHealth Group Incorporated		
		.00000	31-1728846				OptumRx Discount Card Services, LLC	DE	NIA	OptumRx PBM of Illinois, Inc.	Ownership.....	100.000	UnitedHealth Group Incorporated		
		.00000	47-4734235				OptumRx Group Holdings, Inc.	DE	NIA	Optum, Inc.	Ownership.....	100.000	UnitedHealth Group Incorporated		
		.00000	46-0666840				OptumRx Health Solutions, LLC	DE	NIA	OptumRx Administrative Services, LLC	Ownership.....	100.000	UnitedHealth Group Incorporated		
		.00000	80-0870454		0001600637		OptumRx Holdings I, LLC	DE	NIA	OptumRx Group Holdings, Inc.	Ownership.....	100.000	UnitedHealth Group Incorporated		
		.00000					OptumRx Holdings, LLC	DE	NIA	Optum, Inc.	Ownership.....	100.000	UnitedHealth Group Incorporated		
		.00000	34-1472211				OptumRx Home Delivery of Ohio, LLC	OH	NIA	OptumRx Health Solutions, LLC	Ownership.....	100.000	UnitedHealth Group Incorporated		
		.00000	20-0218027				OptumRx IPA III, Inc.	NY	NIA	OptumRx PBM of Maryland, LLC	Ownership.....	100.000	UnitedHealth Group Incorporated		
		.00000	20-0151096				OptumRx NY IPA, Inc.	NY	NIA	OptumRx, Inc.	Ownership.....	100.000	UnitedHealth Group Incorporated		
		.00000	27-3419292				OptumRx of Pennsylvania, LLC	DE	NIA	OptumRx Health Solutions, LLC	Ownership.....	100.000	UnitedHealth Group Incorporated		
		.00000	11-2581812		0001600760		OptumRx PBM of Illinois, Inc.	DE	NIA	OptumRx Administrative Services, LLC	Ownership.....	100.000	UnitedHealth Group Incorporated		
		.00000	88-0361447		0001600759		OptumRx PBM of Maryland, LLC	NV	NIA	OptumRx Health Solutions, LLC	Ownership.....	100.000	UnitedHealth Group Incorporated		
		.00000	03-0592263		0001601641		OptumRx PBM of Pennsylvania, LLC	PA	NIA	OptumRx of Pennsylvania, LLC	Ownership.....	100.000	UnitedHealth Group Incorporated		
		.00000	26-1424534				OptumRx PBM of Puerto Rico, LLC	NV	NIA	OptumRx PBM of Maryland, LLC	Ownership.....	100.000	UnitedHealth Group Incorporated		
		.00000	38-3693753				OptumRx PBM of Wisconsin, LLC	WI	NIA	OptumRx PBM of Illinois, Inc.	Ownership.....	100.000	UnitedHealth Group Incorporated		
		.00000	16-1767416				OptumRx PD of Pennsylvania, LLC	PA	NIA	OptumRx of Pennsylvania, LLC	Ownership.....	100.000	UnitedHealth Group Incorporated		
		.00000	88-0373347				OptumRx Pharmacy of Nevada, Inc.	NV	NIA	OptumRx Health Solutions, LLC	Ownership.....	100.000	UnitedHealth Group Incorporated		
		.00000	47-3146510				OptumRx Pharmacy, Inc.	DE	NIA	OptumRx, Inc.	Ownership.....	100.000	UnitedHealth Group Incorporated		
		.00000	33-0441200				OptumRx, Inc.	CA	NIA	OptumRx Holdings, LLC	Ownership.....	100.000	UnitedHealth Group Incorporated		
		.00000	59-3125869				Orlando Center for Outpatient Surgery, L.P.	GA	NIA	Surgical Health of Orlando, Inc.	Ownership.....	66.166	UnitedHealth Group Incorporated		1
		.00000	46-2881462				Orthology Mid-Atlantic, Inc.	DE	NIA	Orthology, Inc.	Ownership.....	100.000	UnitedHealth Group Incorporated		
		.00000	46-2742615				Orthology, Inc.	DE	NIA	UnitedHealth Group Ventures, LLC	Ownership.....	98.000	UnitedHealth Group Incorporated		25
		.00000	13-3960641		0001342696		OrthoNet Holdings, Inc.	DE	NIA	OptumHealth Care Solutions, LLC	Ownership.....	100.000	UnitedHealth Group Incorporated		
		.00000	13-3818652				OrthoNet LLC	NY	NIA	OrthoNet Holdings, Inc.	Ownership.....	100.000	UnitedHealth Group Incorporated		
		.00000	13-4025898				OrthoNet New York IPA, Inc.	NY	NIA	OrthoNet Holdings, Inc.	Ownership.....	100.000	UnitedHealth Group Incorporated		
		.00000	30-0029448				OrthoNet of the Mid-Atlantic, Inc.	DE	IA	OrthoNet Holdings, Inc.	Ownership.....	100.000	UnitedHealth Group Incorporated		
		.00000	26-2884306				OrthoNet of the South, Inc.	DE	NIA	OrthoNet Holdings, Inc.	Ownership.....	100.000	UnitedHealth Group Incorporated		
		.00000	46-1581769				OrthoNet Services, Inc.	DE	NIA	OrthoNet Holdings, Inc.	Ownership.....	100.000	UnitedHealth Group Incorporated		
		.00000	20-0221966				OrthoNet West, Inc.	DE	NIA	OrthoNet Holdings, Inc.	Ownership.....	100.000	UnitedHealth Group Incorporated		
		.00000					Outpatient Surgery Center of Hilton Head, LLC	SC	NIA	SCA-Hilton Head, LLC	Ownership.....	50.000	UnitedHealth Group Incorporated		1
		.00000	41-1921007				Ovations, Inc.	DE	NIA	United HealthCare Services, Inc.	Ownership.....	100.000	UnitedHealth Group Incorporated		
		.00000	06-1587795				Oxford Benefit Management, Inc.	CT	NIA	Oxford Health Plans LLC	Ownership.....	100.000	UnitedHealth Group Incorporated		
.0707	UnitedHealth Group Incorporated	.78026	22-2797560				Oxford Health Insurance, Inc.	NY	IA	UnitedHealthcare Insurance Company	Ownership.....	100.000	UnitedHealth Group Incorporated		
.0707	UnitedHealth Group Incorporated	.96798	06-1181201				Oxford Health Plans (CT), Inc.	CT	IA	Oxford Health Plans LLC	Ownership.....	100.000	UnitedHealth Group Incorporated		
.0707	UnitedHealth Group Incorporated	.95506	22-2745725				Oxford Health Plans (NJ), Inc.	NJ	IA	Oxford Health Plans LLC	Ownership.....	100.000	UnitedHealth Group Incorporated		
.0707	UnitedHealth Group Incorporated	.95479	06-1181200				Oxford Health Plans (NY), Inc.	NY	IA	Oxford Health Plans LLC	Ownership.....	100.000	UnitedHealth Group Incorporated		
		.00000	52-2443751				Oxford Health Plans LLC	DE	NIA	UnitedHealth Group Incorporated	Ownership.....	100.000	UnitedHealth Group Incorporated		
		.00000	27-0008097				P2P Link, LLC	DE	NIA	SRPS, LLC	Ownership.....	100.000	UnitedHealth Group Incorporated		
							PacificCare Life and Health Insurance Company								
.0707	UnitedHealth Group Incorporated	.70785	35-1137395					IN	IA	United HealthCare Services, Inc.	Ownership.....	100.000	UnitedHealth Group Incorporated		
.0707	UnitedHealth Group Incorporated	.84506	95-2829463				PacificCare Life Assurance Company	CO	IA	United HealthCare Services, Inc.	Ownership.....	100.000	UnitedHealth Group Incorporated		
.0707	UnitedHealth Group Incorporated	.95617	94-3267522		0001225819		PacificCare of Arizona, Inc.	AZ	IA	United HealthCare Services, Inc.	Ownership.....	100.000	UnitedHealth Group Incorporated		
.0707	UnitedHealth Group Incorporated	.95434	84-1011378		0001225822		PacificCare of Colorado, Inc.	CO	IA	United HealthCare Services, Inc.	Ownership.....	100.000	UnitedHealth Group Incorporated		
.0707	UnitedHealth Group Incorporated	.95685	86-0875231		0001225835		PacificCare of Nevada, Inc.	NV	IA	United HealthCare Services, Inc.	Ownership.....	100.000	UnitedHealth Group Incorporated		
		.00000					Pacificco S.A. Entidad Prestadora de Salud	PER	NIA	Empremédica S. A.	Ownership.....	50.000	UnitedHealth Group Incorporated		2
		.00000	62-1595402				Paoli Ambulatory Surgery Center	PA	NIA	SCA-Paoli, LLC	Ownership.....	51.000	UnitedHealth Group Incorporated		1
		.00000	62-1547618				Paoli Surgery Center, L.P.	IL	NIA	Paoli Ambulatory Surgery Center	Ownership.....	61.620	UnitedHealth Group Incorporated		5
		.00000	20-4127100				Parkway Surgery Center, LLC	DE	NIA	SCA-Hagerstown, LLC	Ownership.....	63.077	UnitedHealth Group Incorporated		1
		.00000	63-1271644				Pasteur Plaza Surgery Center GP, Inc.	DE	NIA	ASC Network, LLC	Ownership.....	100.000	UnitedHealth Group Incorporated		

SCHEDULE Y
PART 1A - DETAIL OF INSURANCE HOLDING COMPANY SYSTEM

1	2	3	4	5	6	7	8	9	10	11	12	13	14	15	16
Group Code	Group Name	NAIC Company Code	ID Number	Federal RSSD	CIK	Name of Securities Exchange if Publicly Traded (U.S. or International)	Names of Parent, Subsidiaries Or Affiliates	Domi-ciliary Location	Relation-ship to Reporting Entity	Directly Controlled by (Name of Entity/Person)	Type of Control (Ownership, Board, Management, Attorney-in-Fact, Influence, Other)	If Control is Owner-ship Provide Per-centage	Ultimate Controlling Entity(ies)/Person(s)	Is an SCA Filing Re-quired? (Y/N)	*
0707	UnitedHealth Group Incorporated	.00000					Patrimonio Autónomo Nueva Clínica – PANC	.COL	NIA	Clínica del Country S.A.	Ownership	65.210	UnitedHealth Group Incorporated		2
		.00000					Patrimonio Autónomo Nueva Clínica – PANC	.COL	NIA	Banmédica Internacional SpA	Ownership	9.590	UnitedHealth Group Incorporated		2
		.00000	62-1451147				Payment Resolution Services, LLC	.TN	NIA	OptumInsight, Inc.	Ownership	100.000	UnitedHealth Group Incorporated		
		.00000	75-3265056				PCCCV, Inc.	.CA	NIA	PrimeCare Medical Network, Inc.	Ownership	100.000	UnitedHealth Group Incorporated		
		.00000					Perham Physical Therapy, LTD.	.MN	NIA	Orthology, Inc.	Ownership	100.000	UnitedHealth Group Incorporated		
		.00000	23-2171049				Pharmacy Software Holdco, Inc.	.PA	NIA	OptumRx Administrative Services, LLC	Ownership	100.000	UnitedHealth Group Incorporated		
		.00000	35-2288416				PHC Subsidiary Holdings, LLC	.TX	NIA	United HealthCare Services, Inc.	Ownership	100.000	UnitedHealth Group Incorporated		
		.00000	81-2902954				Physician Alliance of the Rockies, LLC	.CO	NIA	New West Physicians, Inc.	Ownership	100.000	UnitedHealth Group Incorporated		
		.00000					PHYSICIANS DAY SURGERY CENTER, LLC	.IL	NIA	SCA-Naples, LLC	Ownership	51.000	UnitedHealth Group Incorporated		2
		.11494	04-3677255				Physicians Health Choice of Texas, LLC	.TX	.IA	PHC Subsidiary Holdings, LLC	Ownership	100.000	UnitedHealth Group Incorporated		
		.00000	52-1162824				Physicians Health Plan of Maryland, Inc.	.MD	NIA	United HealthCare Services, Inc.	Ownership	100.000	UnitedHealth Group Incorporated		
		.00000	45-4916946				Physicians Plaza Holdings, LLC	.DE	NIA	Bakersfield Physicians Plaza Surgical Center, L.P.	Ownership	100.000	UnitedHealth Group Incorporated		
		.00000	98-1388873				Piano de Saúde Ana Costa Ltda.	.BRA	NIA	Amil Assistência Médica Internacional S.A.	Ownership	74.860	UnitedHealth Group Incorporated		
		.00000	98-1388873				Piano de Saúde Ana Costa Ltda.	.BRA	NIA	Santos Administração e Participações S.A.	Ownership	25.140	UnitedHealth Group Incorporated		
		.00000	66-0742844				Plus One Health Management Puerto Rico, Inc.	.PR	NIA	Plus One Holdings, Inc.	Ownership	100.000	UnitedHealth Group Incorporated		
		.00000	13-3613705				Plus One Holdings, Inc.	.DE	NIA	OptumHealth Care Solutions, LLC	Ownership	100.000	UnitedHealth Group Incorporated		
		.00000	80-0670247				PMI Acquisition, LLC	.DE	NIA	Progressive Enterprises Holdings, Inc.	Ownership	100.000	UnitedHealth Group Incorporated		
		.00000	26-3148744				PMSI Holdings, LLC	.DE	NIA	Progressive Enterprises Holdings, Inc.	Ownership	100.000	UnitedHealth Group Incorporated		
		.00000	59-3166848				PMSI Settlement Solutions, LLC	.FL	NIA	PMSI Holdings, LLC	Ownership	100.000	UnitedHealth Group Incorporated		
		.00000	56-2422696				PMSI, LLC	.FL	NIA	PMSI Holdings, LLC	Ownership	100.000	UnitedHealth Group Incorporated		
		.00000	98-1083164				Polar II Fundo de Investimento em Participações Multiestrategia	.BRA	NIA	UnitedHealthcare International IV S.á r.l.	Ownership	100.000	UnitedHealth Group Incorporated		
		.00000	47-5563848				Polo Holdco, LLC	.DE	NIA	Collaborative Care Holdings, LLC	Ownership	80.100	UnitedHealth Group Incorporated		2
		.00000	46-5415205				POMCO Network, Inc.	.NY	NIA	POMCO, Inc.	Ownership	100.000	UnitedHealth Group Incorporated		
		.00000	65-0392785				POMCO of Florida Ltd., Inc.	.FL	NIA	UMR, Inc.	Ownership	100.000	UnitedHealth Group Incorporated		
		.00000	46-2975338				POMCO West, Inc.	.DE	NIA	POMCO, Inc.	Ownership	100.000	UnitedHealth Group Incorporated		
		.00000	15-0581348				POMCO, Inc.	.NY	NIA	UMR, Inc.	Ownership	100.000	UnitedHealth Group Incorporated		
		.00000	45-0482796				Pomcoplus, LLC	.NY	NIA	UMR, Inc.	Ownership	100.000	UnitedHealth Group Incorporated		
		.00000	33-0261822				Pomerado Outpatient Surgical Center, Inc.	.CA	NIA	ASC Network, LLC	Ownership	100.000	UnitedHealth Group Incorporated		
		.00000	33-0752699				Pomerado Outpatient Surgical Center, L.P.	.CA	NIA	Pomerado Outpatient Surgical Center, Inc.	Ownership	50.750	UnitedHealth Group Incorporated		26
		.00000	65-0683927				Preferred Care Partners Holding, Corp.	.FL	NIA	United HealthCare Services, Inc.	Ownership	100.000	UnitedHealth Group Incorporated		
		.00000	26-1845018				Preferred Care Partners Medical Group, Inc.	.FL	NIA	Preferred Care Partners Holding, Corp.	Ownership	100.000	UnitedHealth Group Incorporated		
		.11176	65-0885893				Preferred Care Partners, Inc.	.FL	.IA	Preferred Care Partners Holding, Corp.	Ownership	100.000	UnitedHealth Group Incorporated		
		.00000	75-3265059				Premier Choice ACO, Inc.	.CA	NIA	PrimeCare Medical Network, Inc.	Ownership	100.000	UnitedHealth Group Incorporated		
		.00000	88-0253112				Prime Health, Inc.	.NV	NIA	Sierra Health Services, Inc.	Ownership	100.000	UnitedHealth Group Incorporated		
		.00000	33-0607478				PrimeCare Medical Network, Inc.	.CA	.IA	NAHM Holdings, Inc.	Ownership	100.000	UnitedHealth Group Incorporated		
		.00000	87-0757397				PrimeCare of Citrus Valley, Inc.	.CA	NIA	PrimeCare Medical Network, Inc.	Ownership	80.000	UnitedHealth Group Incorporated		2
		.00000	33-0674407				PrimeCare of Corona, Inc.	.CA	NIA	PrimeCare Medical Network, Inc.	Ownership	100.000	UnitedHealth Group Incorporated		
		.00000	33-0674401				PrimeCare of Hemet Valley, Inc.	.CA	NIA	PrimeCare Medical Network, Inc.	Ownership	100.000	UnitedHealth Group Incorporated		
		.00000	33-0674408				PrimeCare of Inland Valley, Inc.	.CA	NIA	PrimeCare Medical Network, Inc.	Ownership	100.000	UnitedHealth Group Incorporated		
		.00000	33-0674402				PrimeCare of Moreno Valley, Inc.	.CA	NIA	PrimeCare Medical Network, Inc.	Ownership	100.000	UnitedHealth Group Incorporated		
		.00000	33-0674400				PrimeCare of Redlands, Inc.	.CA	NIA	PrimeCare Medical Network, Inc.	Ownership	100.000	UnitedHealth Group Incorporated		
		.00000	33-0674404				PrimeCare of Riverside, Inc.	.CA	NIA	PrimeCare Medical Network, Inc.	Ownership	100.000	UnitedHealth Group Incorporated		
		.00000	14-1915328				PrimeCare of San Bernardino, Inc.	.CA	NIA	PrimeCare Medical Network, Inc.	Ownership	100.000	UnitedHealth Group Incorporated		
		.00000	33-0698439				PrimeCare of Sun City, Inc.	.CA	NIA	PrimeCare Medical Network, Inc.	Ownership	100.000	UnitedHealth Group Incorporated		
		.00000	33-0674409				PrimeCare of Temecula, Inc.	.CA	NIA	PrimeCare Medical Network, Inc.	Ownership	100.000	UnitedHealth Group Incorporated		
		.00000	14-1873402				Procura Management, Inc.	.DE	NIA	Healthcare Solutions, Inc.	Ownership	100.000	UnitedHealth Group Incorporated		
		.00000	27-4371197				Progressive Enterprises Holdings, Inc.	.DE	NIA	OptumRx, Inc.	Ownership	100.000	UnitedHealth Group Incorporated		
		.00000	31-1192384				Progressive Medical, LLC	.OH	NIA	PMI Acquisition, LLC	Ownership	100.000	UnitedHealth Group Incorporated		
		.00000	32-0229091				ProHEALTH Fitness of Lake Success, LLC	.NY	NIA	ProHEALTH Medical Management, LLC	Ownership	82.620	UnitedHealth Group Incorporated		2
		.00000	47-1049961				ProHEALTH Medical Management, LLC	.DE	NIA	Collaborative Care Holdings, LLC	Ownership	80.000	UnitedHealth Group Incorporated		2

SCHEDULE Y
PART 1A - DETAIL OF INSURANCE HOLDING COMPANY SYSTEM

1	2	3	4	5	6	7	8	9	10	11	12 Type of Control (Ownership, Board, Management, Attorney-in-Fact, Influence, Other)	13 If Control is Owner- ship Provide Percen- tage	14 Ultimate Controlling Entity(ies)/Person(s)	15 Is an SCA Filing Re- quired? (Y/N)	16 *
Group Code	Group Name	NAIC Company Code	ID Number	Federal RSSD	CIK	Name of Securities Exchange if Publicly Traded (U.S. or International)	Names of Parent, Subsidiaries Or Affiliates	Domi- ciliary Loca- tion	Rela- tion- ship to Reporting Entity	Directly Controlled by (Name of Entity/Person)					
		.00000	45-5470737				ProHealth Physicians ACO, LLC	.CT	NIA	ProHealth Physicians, Inc.	Ownership	100.000	UnitedHealth Group Incorporated		
		.00000	06-1446075				ProHealth Physicians, Inc.	.CT	NIA	Polo Holdco, LLC	Ownership	100.000	UnitedHealth Group Incorporated		
		.00000	32-0455430				ProHealth Proton Center Management, LLC	.DE	NIA	ProHEALTH Medical Management, LLC	Ownership	100.000	UnitedHealth Group Incorporated		
		.00000					Promotora Country S.A.	.COL	NIA	Banmédica S.A.	Ownership	50.000	UnitedHealth Group Incorporated		27
		.00000	22-3493126				Pronounced Health Solutions, Inc.	.DE	NIA	My Wellness Solutions, LLC	Ownership	100.000	UnitedHealth Group Incorporated		
		.00000					Prosemedic S.A.C.	.PER	NIA	Pacifico S.A. Entidad Prestadora de Salud	Ownership	80.000	UnitedHealth Group Incorporated		1
		.00000	62-1488737				Pueblo Ambulatory Surgery Center, LLC	.KY	NIA	SC Affiliates, LLC	Ownership	100.000	UnitedHealth Group Incorporated		
		.00000	93-1068319				Pueblo-SCA Surgery Center, LLC	.DE	NIA	SC Affiliates, LLC	Ownership	100.000	UnitedHealth Group Incorporated		
		.00000	52-2016292				Quality Software Services, Inc.	.MD	NIA	OptumInsight, Inc.	Ownership	100.000	UnitedHealth Group Incorporated		
		.00000	35-2493256				Rally Health, Inc.	.DE	NIA	Optum Digital Health Holdings, LLC	Ownership	100.000	UnitedHealth Group Incorporated		
		.00000	80-0947972				Real Appeal, Inc.	.DE	NIA	Rally Health, Inc.	Ownership	100.000	UnitedHealth Group Incorporated		
		.00000					Recaudación y Cobranzas Honodav Ltda.	.CHL	NIA	Clínica Dávila y Servicios Médicos S.A.	Ownership	99.000	UnitedHealth Group Incorporated		
		.00000					Recaudación y Cobranzas Honodav Ltda.	.CHL	NIA	Servicios Integrados de Salud Ltda.	Ownership	1.000	UnitedHealth Group Incorporated		
		.00000	94-3115625				Redlands Ambulatory Surgery Center	.CA	NIA	Redlands-SCA Surgery Centers, Inc.	Ownership	54.000	UnitedHealth Group Incorporated		1
		.00000	94-3115627				Redlands-SCA Surgery Centers, Inc.	.CA	NIA	SC Affiliates, LLC	Ownership	100.000	UnitedHealth Group Incorporated		
		.00000	82-3745100				Reliant MSO, LLC	.DE	NIA	Collaborative Care Holdings, LLC	Ownership	100.000	UnitedHealth Group Incorporated		
		.00000	32-0543788				Renai Health Holdings, Inc.	.DE	NIA	UnitedHealth Group Ventures, LLC	Ownership	100.000	UnitedHealth Group Incorporated		
		.00000	82-3161933				Renai Health IPA, LLC	.DE	NIA	Renai Health Holdings, Inc.	Ownership	100.000	UnitedHealth Group Incorporated		
		.00000	82-3130872				Renai Health Management, LLC	.DE	NIA	Renai Health Holdings, Inc.	Ownership	100.000	UnitedHealth Group Incorporated		
		.00000	46-0758315				River Valley ASC, LLC	.CO	NIA	SCA-River Valley, LLC	Ownership	62.040	UnitedHealth Group Incorporated		5
		.00000	32-0500242				Riverside Medical Management, LLC	.DE	NIA	ProHEALTH Medical Management, LLC	Ownership	100.000	UnitedHealth Group Incorporated		
.0707	UnitedHealth Group Incorporated	.95482	84-0614905				Rocky Mountain Health Maintenance Organization, Incorporated	.CO	.IA	United HealthCare Services, Inc.	Ownership	100.000	UnitedHealth Group Incorporated		
		.00000	84-1009248				Rocky Mountain Health Management Corporation	.CO	NIA	Rocky Mountain Health Maintenance Organization, Incorporated	Ownership	100.000	UnitedHealth Group Incorporated		
.0707	UnitedHealth Group Incorporated	.47004	84-1224718				Rocky Mountain HealthCare Options, Inc.	.CO	.IA	Organization, Incorporated	Ownership	100.000	UnitedHealth Group Incorporated		
		.00000					Saden S.A.	.CHL	NIA	Banmédica S.A.	Ownership	99.920	UnitedHealth Group Incorporated		
		.00000					Saden S.A.	.CHL	NIA	Clínica Dávila y Servicios Médicos S.A.	Ownership	0.080	UnitedHealth Group Incorporated		
		.00000	74-2462470				Salem Surgery Center, LLC	.OR	NIA	Surgicare of Salem, LLC	Ownership	51.000	UnitedHealth Group Incorporated		1
		.00000	45-2219585		0001522802		Salveo Specialty Pharmacy, Inc.	.DE	NIA	OptumRx Administrative Services, LLC	Ownership	100.000	UnitedHealth Group Incorporated		
		.00000	27-3787593				Sand Lake SurgiCenter, LLC	.CO	NIA	SCA-Sand Lake, LLC	Ownership	51.182	UnitedHealth Group Incorporated		5
		.00000					Santa Helena Assistência Médica S.A.	.BRA	NIA	EIual Participações S.A.	Ownership	65.210	UnitedHealth Group Incorporated		2
		.00000					Santa Helena Assistência Médica S.A.	.BRA	NIA	Amil Assistência Médica Internacional S.A.	Ownership	33.600	UnitedHealth Group Incorporated		2
		.00000					Santos Administração e Participações S.A.	.BRA	NIA	Amil Assistência Médica Internacional S.A.	Ownership	100.000	UnitedHealth Group Incorporated		
		.00000	27-4028885				Savvysherpa Administrative Services, LLC	.MN	NIA	Savvysherpa, LLC	Ownership	100.000	UnitedHealth Group Incorporated		
		.00000					Savvysherpa Asia, Inc.	.PHL	NIA	Savvysherpa, LLC	Ownership	99.000	UnitedHealth Group Incorporated		1
		.00000	41-1934238				Savvysherpa, LLC	.DE	NIA	United HealthCare Services, Inc.	Ownership	100.000	UnitedHealth Group Incorporated		
		.00000					Sawbill Holdings, LLC	.DE	NIA	OptumInsight, Inc.	Ownership	100.000	UnitedHealth Group Incorporated		
		.00000	62-1149229				SC Affiliates, LLC	.DE	NIA	Surgical Care Affiliates, LLC	Ownership	100.000	UnitedHealth Group Incorporated		
		.00000	47-5537316				SCA Athens, LLC	.DE	NIA	SC Affiliates, LLC	Ownership	100.000	UnitedHealth Group Incorporated		
		.00000	47-5014406				SCA Austin Holdings, LLC	.DE	NIA	SC Affiliates, LLC	Ownership	100.000	UnitedHealth Group Incorporated		
		.00000	47-5051685				SCA Austin Medical Center Holdings, LLC	.DE	NIA	SCA Austin Holdings, LLC	Ownership	100.000	UnitedHealth Group Incorporated		
		.00000	45-4230864				SCA BOSC Holdings, LLC	.DE	NIA	National Surgery Centers, LLC	Ownership	25.000	UnitedHealth Group Incorporated		
		.00000	45-4230864				SCA BOSC Holdings, LLC	.DE	NIA	SC Affiliates, LLC	Ownership	25.000	UnitedHealth Group Incorporated		
		.00000	45-4230864				SCA BOSC Holdings, LLC	.DE	NIA	SunSurgery, LLC	Ownership	25.000	UnitedHealth Group Incorporated		
		.00000	45-4230864				SCA BOSC Holdings, LLC	.DE	NIA	Surgery Center Holding, LLC	Ownership	25.000	UnitedHealth Group Incorporated		
		.00000	47-2110605				SCA California Surgical Holdings, LLC	.DE	NIA	National Surgery Centers, LLC	Ownership	100.000	UnitedHealth Group Incorporated		
		.00000	47-3916468				SCA Capital, LLC	.DE	NIA	Surgical Care Affiliates, LLC	Ownership	100.000	UnitedHealth Group Incorporated		
		.00000	47-5030792				SCA Cedar Park Holdings, LLC	.DE	NIA	SCA Austin Holdings, LLC	Ownership	100.000	UnitedHealth Group Incorporated		
		.00000	04-3170801				SCA Danbury Surgical Center, LLC	.DE	NIA	SunSurgery, LLC	Ownership	100.000	UnitedHealth Group Incorporated		
		.00000	62-1535981				SCA Development, LLC	.DE	NIA	SC Affiliates, LLC	Ownership	100.000	UnitedHealth Group Incorporated		

SCHEDULE Y
PART 1A - DETAIL OF INSURANCE HOLDING COMPANY SYSTEM

1	2	3	4	5	6	7	8	9	10	11	12	13	14	15	16
Group Code	Group Name	NAIC Company Code	ID Number	Federal RSSD	CIK	Name of Securities Exchange if Publicly Traded (U.S. or International)	Names of Parent, Subsidiaries Or Affiliates	Domi-ciliary Location	Relation-ship to Reporting Entity	Directly Controlled by (Name of Entity/Person)	Type of Control (Ownership, Board, Management, Attorney-in-Fact, Influence, Other)	If Control is Owner-ship Provide Per-centage	Ultimate Controlling Entity(ies)/Person(s)	Is an SCA Filing Re-quired? (Y/N)	*
		.00000	98-1372069				SCA eCode Solutions Private Limited	IND	NIA	eCode Solutions, LLC	Ownership	100.000	UnitedHealth Group Incorporated		
		.00000	45-4230987				SCA EHSC Holdings, LLC	DE	NIA	National Surgery Centers, LLC	Ownership	25.000	UnitedHealth Group Incorporated		
		.00000	45-4230987				SCA EHSC Holdings, LLC	DE	NIA	SC Affiliates, LLC	Ownership	25.000	UnitedHealth Group Incorporated		
		.00000	45-4230987				SCA EHSC Holdings, LLC	DE	NIA	SunSurgery, LLC	Ownership	25.000	UnitedHealth Group Incorporated		
		.00000	45-4230987				SCA EHSC Holdings, LLC	DE	NIA	Surgery Center Holding, LLC	Ownership	25.000	UnitedHealth Group Incorporated		
		.00000	47-5512838				SCA EWASC Holdings, LLC	DE	NIA	National Surgery Centers, LLC	Ownership	25.000	UnitedHealth Group Incorporated		
		.00000	47-5512838				SCA EWASC Holdings, LLC	DE	NIA	SC Affiliates, LLC	Ownership	25.000	UnitedHealth Group Incorporated		
		.00000	47-5512838				SCA EWASC Holdings, LLC	DE	NIA	SunSurgery, LLC	Ownership	25.000	UnitedHealth Group Incorporated		
		.00000	47-5512838				SCA EWASC Holdings, LLC	DE	NIA	Surgery Center Holding, LLC	Ownership	25.000	UnitedHealth Group Incorporated		
		.00000	47-5064834				SCA Hays Holdings, LLC	DE	NIA	SCA Austin Holdings, LLC	Ownership	100.000	UnitedHealth Group Incorporated		
		.00000	36-4869243				SCA HoldCo, Inc.	DE	NIA	Collaborative Care Holdings, LLC	Ownership	100.000	UnitedHealth Group Incorporated		
		.00000	27-1664837				SCA Holding Company, Inc.	DE	NIA	SCA Surgery Holdings, LLC	Ownership	100.000	UnitedHealth Group Incorporated		
		.00000					SCA Holdings, Inc.	IN	NIA	National Surgery Centers, LLC	Ownership	100.000	UnitedHealth Group Incorporated		
		.00000	35-2442147				SCA Idaho Holdings, LLC	DE	NIA	National Surgery Centers, LLC	Ownership	100.000	UnitedHealth Group Incorporated		
		.00000	45-4240475				SCA IEC Holdings, LLC	DE	NIA	National Surgery Centers, LLC	Ownership	25.000	UnitedHealth Group Incorporated		
		.00000	45-4240475				SCA IEC Holdings, LLC	DE	NIA	SC Affiliates, LLC	Ownership	25.000	UnitedHealth Group Incorporated		
		.00000	45-4240475				SCA IEC Holdings, LLC	DE	NIA	SunSurgery, LLC	Ownership	25.000	UnitedHealth Group Incorporated		
		.00000	45-4240475				SCA IEC Holdings, LLC	DE	NIA	Surgery Center Holding, LLC	Ownership	25.000	UnitedHealth Group Incorporated		
		.00000	45-2684108				SCA Indiana Holdings, LLC	DE	NIA	National Surgery Centers, LLC	Ownership	25.000	UnitedHealth Group Incorporated		
		.00000	45-2684108				SCA Indiana Holdings, LLC	DE	NIA	SC Affiliates, LLC	Ownership	25.000	UnitedHealth Group Incorporated		
		.00000	45-2684108				SCA Indiana Holdings, LLC	DE	NIA	SunSurgery, LLC	Ownership	25.000	UnitedHealth Group Incorporated		
		.00000	45-2684108				SCA Indiana Holdings, LLC	DE	NIA	Surgery Center Holding, LLC	Ownership	25.000	UnitedHealth Group Incorporated		
		.00000					SCA International, LLC	CA	NIA	SC Affiliates, LLC	Ownership	100.000	UnitedHealth Group Incorporated		
		.00000					SCA JV II, LLC	CO	NIA	SCA Surgery Partners, LLC	Ownership	51.000	UnitedHealth Group Incorporated		2
		.00000					SCA Nashville ASC, LLC	TN	NIA	Nashville-SCA Surgery Centers, Inc.	Ownership	99.000	UnitedHealth Group Incorporated		
		.00000					SCA Nashville ASC, LLC	TN	NIA	SC Affiliates, LLC	Ownership	1.000	UnitedHealth Group Incorporated		
		.00000	62-1505276				SCA of Clarksville, Inc.	TN	NIA	Surgical Health, LLC	Ownership	100.000	UnitedHealth Group Incorporated		
		.00000	27-1707364				SCA Pacific Holdings, Inc.	CA	NIA	SC Affiliates, LLC	Ownership	100.000	UnitedHealth Group Incorporated		
		.00000	46-1686425				SCA Pennsylvania Holdings, LLC	DE	NIA	Surgery Center Holding, LLC	Ownership	100.000	UnitedHealth Group Incorporated		
							SCA Premier Surgery Center of Louisville, LLC								
		.00000	72-1386840					DE	NIA	SC Affiliates, LLC	Ownership	100.000	UnitedHealth Group Incorporated		
		.00000					SCA Rockledge JV, LLC	CA	NIA	SCA-Merriitt, LLC	Ownership	97.003	UnitedHealth Group Incorporated		5
		.00000	45-4252645				SCA ROCS Holdings, LLC	DE	NIA	National Surgery Centers, LLC	Ownership	25.000	UnitedHealth Group Incorporated		
		.00000	45-4252645				SCA ROCS Holdings, LLC	DE	NIA	SC Affiliates, LLC	Ownership	25.000	UnitedHealth Group Incorporated		
		.00000	45-4252645				SCA ROCS Holdings, LLC	DE	NIA	SunSurgery, LLC	Ownership	25.000	UnitedHealth Group Incorporated		
		.00000	45-4252645				SCA ROCS Holdings, LLC	DE	NIA	Surgery Center Holding, LLC	Ownership	25.000	UnitedHealth Group Incorporated		
		.00000	47-4928368				SCA Southwestern PA, LLC	DE	NIA	SC Affiliates, LLC	Ownership	100.000	UnitedHealth Group Incorporated		
		.00000	47-3165040				SCA Specialists of Florida, LLC	DE	NIA	SCA Surgery Holdings, LLC	Ownership	100.000	UnitedHealth Group Incorporated		
		.00000	46-4898819				SCA SSC Holdings, LLC	DE	NIA	National Surgery Centers, LLC	Ownership	25.000	UnitedHealth Group Incorporated		
		.00000	46-4898819				SCA SSC Holdings, LLC	DE	NIA	SC Affiliates, LLC	Ownership	25.000	UnitedHealth Group Incorporated		
		.00000	46-4898819				SCA SSC Holdings, LLC	DE	NIA	SunSurgery, LLC	Ownership	25.000	UnitedHealth Group Incorporated		
		.00000	46-4898819				SCA SSC Holdings, LLC	DE	NIA	Surgery Center Holding, LLC	Ownership	25.000	UnitedHealth Group Incorporated		
		.00000	45-4266502				SCA SSSC Holdings, LLC	DE	NIA	National Surgery Centers, LLC	Ownership	25.000	UnitedHealth Group Incorporated		
		.00000	45-4266502				SCA SSSC Holdings, LLC	DE	NIA	SC Affiliates, LLC	Ownership	25.000	UnitedHealth Group Incorporated		
		.00000	45-4266502				SCA SSSC Holdings, LLC	DE	NIA	SunSurgery, LLC	Ownership	25.000	UnitedHealth Group Incorporated		
		.00000	45-4266502				SCA SSSC Holdings, LLC	DE	NIA	Surgery Center Holding, LLC	Ownership	25.000	UnitedHealth Group Incorporated		
		.00000	47-5038680				SCA Stonegate Holdings, LLC	DE	NIA	SCA Austin Holdings, LLC	Ownership	100.000	UnitedHealth Group Incorporated		
		.00000	63-1286887				SCA Surgery Center of Cullman, LLC	DE	NIA	SC Affiliates, LLC	Ownership	100.000	UnitedHealth Group Incorporated		
		.00000	26-2602268				SCA Surgery Holdings, LLC	DE	NIA	Surgical Care Affiliates, LLC	Ownership	100.000	UnitedHealth Group Incorporated		
		.00000					SCA Surgery Partners, LLC	FL	NIA	National Surgery Centers, LLC	Ownership	100.000	UnitedHealth Group Incorporated		
		.00000	75-2501088				SCA Surgicare of Laguna Hills, LLC	DE	NIA	Surgery Center Holding, LLC	Ownership	100.000	UnitedHealth Group Incorporated		
		.00000	27-2096767				SCA Teammate Support Network	AL	NIA	Surgical Care Affiliates, LLC	Ownership	100.000	UnitedHealth Group Incorporated		
		.00000	74-2555097				SCA-Albuquerque Surgery Properties, Inc.	CA	NIA	SC Affiliates, LLC	Ownership	100.000	UnitedHealth Group Incorporated		
		.00000	47-1807383				SCA-Alliance, LLC	DE	NIA	SCA Surgery Holdings, LLC	Ownership	100.000	UnitedHealth Group Incorporated		

SCHEDULE Y
PART 1A - DETAIL OF INSURANCE HOLDING COMPANY SYSTEM

1	2	3	4	5	6	7	8	9	10	11	12	13	14	15	16
Group Code	Group Name	NAIC Company Code	ID Number	Federal RSSD	CIK	Name of Securities Exchange if Publicly Traded (U.S. or International)	Names of Parent, Subsidiaries Or Affiliates	Domi-ciliary Location	Relation-ship to Reporting Entity	Directly Controlled by (Name of Entity/Person)	Type of Control (Ownership, Board, Management, Attorney-in-Fact, Influence, Other)	If Control is Owner-ship Provide Percen-tage	Ultimate Controlling Entity(ies)/Person(s)	Is an SCA Filing Re-quired? (Y/N)	*
		.00000					SCA-Anne Arundel, LLC	CA	NIA	SC Affiliates, LLC	Ownership	100.000	UnitedHealth Group Incorporated		
		.00000					SCA-Bethesda, LLC	TN	NIA	SC Affiliates, LLC	Ownership	100.000	UnitedHealth Group Incorporated		
		.00000	62-1530120				SCA-Blue Ridge, LLC	DE	NIA	SC Affiliates, LLC	Ownership	100.000	UnitedHealth Group Incorporated		
		.00000					SCA-Brandon, LLC	AL	NIA	SC Affiliates, LLC	Ownership	51.000	UnitedHealth Group Incorporated		
		.00000					SCA-Brandon, LLC	AL	NIA	Brandon Ambulatory Surgery Center, LLC	Ownership	49.000	UnitedHealth Group Incorporated		
		.00000					SCA-Brazil, LLC	CA	NIA	SC Affiliates, LLC	Ownership	100.000	UnitedHealth Group Incorporated		
		.00000					SCA-Castle Rock, LLC	DE	NIA	SC Affiliates, LLC	Ownership	100.000	UnitedHealth Group Incorporated		
		.00000	47-1535510				SCA-Central Florida, LLC	FL	NIA	SC Affiliates, LLC	Ownership	100.000	UnitedHealth Group Incorporated		
		.00000	58-1709758				SCA-Charleston, LLC	DE	NIA	SCA Surgery Holdings, LLC	Ownership	100.000	UnitedHealth Group Incorporated		
		.00000					SCA-Chatham, LLC	DE	NIA	SC Affiliates, LLC	Ownership	100.000	UnitedHealth Group Incorporated		
		.00000					SCA-Cherry Creek, LLC	DE	NIA	SC Affiliates, LLC	Ownership	100.000	UnitedHealth Group Incorporated		
		.00000	81-3301058				SCA-Chevy Chase, LLC	DE	NIA	SC Affiliates, LLC	Ownership	100.000	UnitedHealth Group Incorporated		
		.00000					SCA-Citrus, Inc.	TN	NIA	SC Affiliates, LLC	Ownership	100.000	UnitedHealth Group Incorporated		
		.00000	93-1047471				SCA-Colorado Springs, LLC	DE	NIA	SC Affiliates, LLC	Ownership	100.000	UnitedHealth Group Incorporated		
		.00000					SCA-Columbia, LLC	IL	NIA	SC Affiliates, LLC	Ownership	0.000	UnitedHealth Group Incorporated		1
		.00000	47-4028383				SCA-Davenport, LLC	DE	NIA	SC Affiliates, LLC	Ownership	100.000	UnitedHealth Group Incorporated		
		.00000					SCA-Derry, LLC	DE	NIA	SC Affiliates, LLC	Ownership	100.000	UnitedHealth Group Incorporated		
		.00000					SCA-Doral, LLC	DE	NIA	SC Affiliates, LLC	Ownership	100.000	UnitedHealth Group Incorporated		
		.00000					SCA-DRY CREEK, LLC	NM	NIA	SC Affiliates, LLC	Ownership	100.000	UnitedHealth Group Incorporated		
		.00000					SCA-DTC Holdings, LLC	DE	NIA	SC Affiliates, LLC	Ownership	100.000	UnitedHealth Group Incorporated		
		.00000	81-1594261				SCA-Dublin, LLC	DE	NIA	SC Affiliates, LLC	Ownership	100.000	UnitedHealth Group Incorporated		
		.00000					SCA-Edmond, LLC	DE	NIA	SC Affiliates, LLC	Ownership	100.000	UnitedHealth Group Incorporated		
		.00000					SCA-Emmaus Holdings, LLC	DE	NIA	SC Affiliates, LLC	Ownership	100.000	UnitedHealth Group Incorporated		
		.00000	81-3301305				SCA-Encinitas, Inc.	DE	NIA	Surgical Health, LLC	Ownership	100.000	UnitedHealth Group Incorporated		
		.00000	62-1541235				SCA-Eugene, Inc.	TN	NIA	SC Affiliates, LLC	Ownership	100.000	UnitedHealth Group Incorporated		
		.00000					SCA-First Coast, LLC	DE	NIA	SC Affiliates, LLC	Ownership	100.000	UnitedHealth Group Incorporated		
		.00000	62-1551099				SCA-Florence, LLC	DE	NIA	SC Affiliates, LLC	Ownership	100.000	UnitedHealth Group Incorporated		
		.00000	93-1067967				SCA-Fort Collins, Inc.	CO	NIA	SC Affiliates, LLC	Ownership	100.000	UnitedHealth Group Incorporated		
		.00000	62-1502719				SCA-Fort Walton, Inc.	TN	NIA	SC Affiliates, LLC	Ownership	100.000	UnitedHealth Group Incorporated		
		.00000	47-3641516				SCA-Franklin, LLC	DE	NIA	SC Affiliates, LLC	Ownership	100.000	UnitedHealth Group Incorporated		
		.00000	81-2727879				SCA-Frederick, LLC	DE	NIA	SC Affiliates, LLC	Ownership	100.000	UnitedHealth Group Incorporated		
		.00000					SCA-Freeway Holdings, LLC	DE	NIA	SC Affiliates, LLC	Ownership	100.000	UnitedHealth Group Incorporated		
		.00000	62-1547690				SCA-Gainesville, LLC	DE	NIA	SC Affiliates, LLC	Ownership	100.000	UnitedHealth Group Incorporated		
		.00000	81-1956407				SCA-Gladiolus, LLC	DE	NIA	SC Affiliates, LLC	Ownership	100.000	UnitedHealth Group Incorporated		
		.00000					SCA-GRANTS PASS, LLC	DE	NIA	SC Affiliates, LLC	Ownership	100.000	UnitedHealth Group Incorporated		
		.00000					SCA-Greater Hartford, LLC	DE	NIA	SunSurgery, LLC	Ownership	100.000	UnitedHealth Group Incorporated		
		.00000	81-2376695				SCA-Grove Place, LLC	DE	NIA	SC Affiliates, LLC	Ownership	100.000	UnitedHealth Group Incorporated		
		.00000	47-3466283				SCA-Hagerstown, LLC	DE	NIA	SC Affiliates, LLC	Ownership	100.000	UnitedHealth Group Incorporated		
		.00000	81-4605501				SCA-Hamden, LLC	DE	NIA	SC Affiliates, LLC	Ownership	100.000	UnitedHealth Group Incorporated		
		.00000	47-5229514				SCA-Hilton Head, LLC	SC	NIA	SC Affiliates, LLC	Ownership	100.000	UnitedHealth Group Incorporated		
		.00000	62-1506650				SCA-Honolulu, LLC	DE	NIA	SC Affiliates, LLC	Ownership	100.000	UnitedHealth Group Incorporated		
		.00000	81-3445356				SCA-Houston Executive, LLC	DE	NIA	SCA Pacific Holdings, Inc.	Ownership	100.000	UnitedHealth Group Incorporated		
		.00000	81-4905342				SCAI Holdings, LLC	DE	NIA	SCA HoldCo, Inc.	Ownership	100.000	UnitedHealth Group Incorporated		
		.00000	81-1666861				SCA-Illinois, LLC	DE	NIA	SCA Surgery Holdings, LLC	Ownership	100.000	UnitedHealth Group Incorporated		
		.00000					SCA-IT Holdings, LLC	DE	NIA	SC Affiliates, LLC	Ownership	100.000	UnitedHealth Group Incorporated		
		.00000					SCA-Kissing Camels Holdings, LLC	DE	NIA	SC Affiliates, LLC	Ownership	100.000	UnitedHealth Group Incorporated		
		.00000	81-4292506				SCA-Main Street, LLC	DE	NIA	SC Affiliates, LLC	Ownership	100.000	UnitedHealth Group Incorporated		
		.00000	47-1751165				SCA-Marina del Rey, LLC	FL	NIA	SC Affiliates, LLC	Ownership	100.000	UnitedHealth Group Incorporated		
		.00000					SCA-MC VBP, Inc.	DE	NIA	SC Affiliates, LLC	Ownership	100.000	UnitedHealth Group Incorporated		
		.00000	62-1184188				SCA-Mecklenburg Development Corp.	NC	NIA	SC Affiliates, LLC	Ownership	100.000	UnitedHealth Group Incorporated		
		.00000					SCA-Memorial City, LLC	DE	NIA	SC Affiliates, LLC	Ownership	100.000	UnitedHealth Group Incorporated		
		.00000	81-1771410				SCA-Merritt, LLC	DE	NIA	SC Affiliates, LLC	Ownership	100.000	UnitedHealth Group Incorporated		
		.00000					SCA-Midlands, LLC	DE	NIA	SC Affiliates, LLC	Ownership	100.000	UnitedHealth Group Incorporated		
		.00000					SCA-Midway Management, LLC	DE	NIA	SC Affiliates, LLC	Ownership	100.000	UnitedHealth Group Incorporated		

SCHEDULE Y
PART 1A - DETAIL OF INSURANCE HOLDING COMPANY SYSTEM

1	2	3	4	5	6	7	8	9	10	11	12	13	14	15	16
Group Code	Group Name	NAIC Company Code	ID Number	Federal RSSD	CIK	Name of Securities Exchange if Publicly Traded (U.S. or International)	Names of Parent, Subsidiaries Or Affiliates	Domi-ciliary Location	Relation-ship to Reporting Entity	Directly Controlled by (Name of Entity/Person)	Type of Control (Ownership, Board, Management, Attorney-in-Fact, Influence, Other)	If Control is Owner-ship Provide Percen-tage	Ultimate Controlling Entity(ies)/Person(s)	Is an SCA Filing Re-quired? (Y/N)	*
		.00000					SCA-Mile High Holdings, LLC	.DE	NIA	SC Affiliates, LLC	Ownership	100.000	UnitedHealth Group Incorporated		
		.00000	80-0070617				SCA-Mobile, LLC	.DE	NIA	SC Affiliates, LLC	Ownership	100.000	UnitedHealth Group Incorporated		
		.00000	81-1320467				SCA-Mokena Properties, LLC	.DE	NIA	SCA-Mokena, LLC	Ownership	100.000	UnitedHealth Group Incorporated		
		.00000	81-1065674				SCA-Mokena, LLC	.DE	NIA	SC Affiliates, LLC	Ownership	100.000	UnitedHealth Group Incorporated		
		.00000	62-1506655				SCA-Mt. Pleasant, LLC	.DE	NIA	SC Affiliates, LLC	Ownership	100.000	UnitedHealth Group Incorporated		
		.00000	81-2850365				SCA-Naperville, LLC	.DE	NIA	SC Affiliates, LLC	Ownership	100.000	UnitedHealth Group Incorporated		
		.00000					SCA-Naples, LLC	.DE	NIA	SC Affiliates, LLC	Ownership	100.000	UnitedHealth Group Incorporated		
		.00000	81-1347328				SCA-ND VBP, Inc.	.DE	NIA	SC Affiliates, LLC	Ownership	100.000	UnitedHealth Group Incorporated		
		.00000	47-4418919				SCA-New Jersey, LLC	.DE	NIA	SC Affiliates, LLC	Ownership	100.000	UnitedHealth Group Incorporated		
		.00000	47-1760663				SCA-Newport Beach, LLC	.CA	NIA	SC Affiliates, LLC	Ownership	100.000	UnitedHealth Group Incorporated		
		.00000					Scanner Centromed S.A.	.CHL	NIA	Administradora Médica Centromed S.A.	Ownership	84.500	UnitedHealth Group Incorporated		2
		.00000	62-1589343				SCA-Northeast Georgia Health, LLC	.TN	NIA	SCA-Gainesville, LLC	Ownership	51.000	UnitedHealth Group Incorporated		1
		.00000					SCA-Palm Beach, LLC	.DE	NIA	SC Affiliates, LLC	Ownership	100.000	UnitedHealth Group Incorporated		
		.00000	62-1538850				SCA-Paoli, LLC	.DE	NIA	SC Affiliates, LLC	Ownership	100.000	UnitedHealth Group Incorporated		
		.00000	47-2785908				SCA-Phoenix, LLC	.DE	NIA	SC Affiliates, LLC	Ownership	100.000	UnitedHealth Group Incorporated		
		.00000					SCA-Pocono, LLC	.DE	NIA	SC Affiliates, LLC	Ownership	100.000	UnitedHealth Group Incorporated		
		.00000					SCA-PORTLAND, LLC	.DE	NIA	SC Affiliates, LLC	Ownership	100.000	UnitedHealth Group Incorporated		
		.00000	81-4304317				SCA-River Valley, LLC	.DE	NIA	SC Affiliates, LLC	Ownership	100.000	UnitedHealth Group Incorporated		
		.00000	47-1647512				SCA-Rockville, LLC	.FL	NIA	SC Affiliates, LLC	Ownership	100.000	UnitedHealth Group Incorporated		
		.00000	81-2963561				SCA-San Diego, Inc.	.DE	NIA	Surgical Health, LLC	Ownership	100.000	UnitedHealth Group Incorporated		
		.00000	94-3138088				SCA-San Luis Obispo, LLC	.DE	NIA	SC Affiliates, LLC	Ownership	100.000	UnitedHealth Group Incorporated		
		.00000	47-1685878				SCA-Sand Lake, LLC	.FL	NIA	SC Affiliates, LLC	Ownership	100.000	UnitedHealth Group Incorporated		
		.00000					SCA-Sandusky, LLC	.DE	NIA	SC Affiliates, LLC	Ownership	100.000	UnitedHealth Group Incorporated		
		.00000	88-0185362				SCA-Santa Rosa, Inc.	.NV	NIA	SC Affiliates, LLC	Ownership	100.000	UnitedHealth Group Incorporated		
		.00000	62-1179532				SCA-Shelby Development Corp.	.TN	NIA	SC Affiliates, LLC	Ownership	100.000	UnitedHealth Group Incorporated		
		.00000	81-3300613				SCA-Somerset, LLC	.DE	NIA	SCA Surgery Holdings, LLC	Ownership	100.000	UnitedHealth Group Incorporated		
		.00000					SCA-South Carolina, LLC	.DE	NIA	SC Affiliates, LLC	Ownership	100.000	UnitedHealth Group Incorporated		
		.00000	22-3117714				SCA-South Jersey, LLC	.DE	NIA	SC Affiliates, LLC	Ownership	100.000	UnitedHealth Group Incorporated		
							National Surgery Centers-Santa Monica, LLC								
		.00000	20-3148262				SCA-Sovereign Santa Monica, LLC	.DE	NIA		Ownership	100.000	UnitedHealth Group Incorporated		
		.00000	47-2676325				SCA-Sparta, LLC	.DE	NIA	SC Affiliates, LLC	Ownership	100.000	UnitedHealth Group Incorporated		
		.00000					SCA-Spartanburg Holdings, LLC	.DE	NIA	SC Affiliates, LLC	Ownership	100.000	UnitedHealth Group Incorporated		
		.00000	47-4106989				SCA-St. Louis, LLC	.MO	NIA	Surgical Health, LLC	Ownership	100.000	UnitedHealth Group Incorporated		
		.00000					SCA-St. Lucie, LLC	.DE	NIA	SC Affiliates, LLC	Ownership	100.000	UnitedHealth Group Incorporated		
		.00000					SCA-SurgiCare, LLC	.IL	NIA	SC Affiliates, LLC	Ownership	100.000	UnitedHealth Group Incorporated		
		.00000					SCA-Swiftpath, LLC	.DE	NIA	SC Affiliates, LLC	Ownership	100.000	UnitedHealth Group Incorporated		
		.00000					SCA-VERTA, LLC	.DE	NIA	SC Affiliates, LLC	Ownership	100.000	UnitedHealth Group Incorporated		
		.00000					SCA-Wake Forest, LLC	.DE	NIA	SC Affiliates, LLC	Ownership	100.000	UnitedHealth Group Incorporated		
		.00000					SCA-Western Connecticut, LLC	.DE	NIA	SC Affiliates, LLC	Ownership	100.000	UnitedHealth Group Incorporated		
		.00000					SCA-Westover Hills, LLC	.DE	NIA	SC Affiliates, LLC	Ownership	100.000	UnitedHealth Group Incorporated		
		.00000					SCA-Wilmington, LLC	.DE	NIA	SC Affiliates, LLC	Ownership	100.000	UnitedHealth Group Incorporated		
		.00000	47-2890788				SCA-Wilson, LLC	.DE	NIA	SCA Surgery Holdings, LLC	Ownership	100.000	UnitedHealth Group Incorporated		
		.00000	81-1159878				SCA-Winchester, LLC	.DE	NIA	SC Affiliates, LLC	Ownership	100.000	UnitedHealth Group Incorporated		
		.00000	62-1525777				SCA-Winter Park, Inc.	.TN	NIA	SC Affiliates, LLC	Ownership	100.000	UnitedHealth Group Incorporated		
		.00000					SCA-Woodlands Holdings, LLC	.DE	NIA	SC Affiliates, LLC	Ownership	100.000	UnitedHealth Group Incorporated		
		.00000	27-2635371				SCP Specialty Infusion, LLC	.DE	NIA	BrioVax Infusion Services, Inc.	Ownership	100.000	UnitedHealth Group Incorporated		
		.00000	98-1097822				ScriptSwitch Limited	.GBR	NIA	Optum UK Solutions Group Limited	Ownership	100.000	UnitedHealth Group Incorporated		
							Anil Assistência Médica Internacional S.A.								
		.00000	98-1202716				Seisa Serviços Integrados de Saúde Ltda.	.BRA	NIA		Ownership	100.000	UnitedHealth Group Incorporated		
							Cemed Care - Empresa de Atendimento Clínico								
		.00000	98-1202716				Seisa Serviços Integrados de Saúde Ltda.	.BRA	NIA	Geral Ltda.	Ownership	0.000	UnitedHealth Group Incorporated		
		.00000	27-1533951		0001487203		Serquinox Holdings LLC	.DE	NIA	BrioVax Infusion Services, Inc.	Ownership	100.000	UnitedHealth Group Incorporated		
		.00000					Servicios de Entrenamiento en Competencias Clínicas Ltda.	.CHL	NIA	Clínica Santa María S.A.	Ownership	99.900	UnitedHealth Group Incorporated		

SCHEDULE Y
PART 1A - DETAIL OF INSURANCE HOLDING COMPANY SYSTEM

1	2	3	4	5	6	7	8	9	10	11	12	13	14	15	16
Group Code	Group Name	NAIC Company Code	ID Number	Federal RSSD	CIK	Name of Securities Exchange if Publicly Traded (U.S. or International)	Names of Parent, Subsidiaries Or Affiliates	Domi-ciliary Location	Relation-ship to Reporting Entity	Directly Controlled by (Name of Entity/Person)	Type of Control (Ownership, Board, Management, Attorney-in-Fact, Influence, Other)	If Control is Owner-ship Provide Percen-tage	Ultimate Controlling Entity(ies)/Person(s)	Is an SCA Filing Re-quired? (Y/N)	*
		.00000					Servicios de Entrenamiento en Competencias Clínicas Ltda.	.CHL	NIA	Sociedad de Inversiones Santa María S.A.	Ownership	0.100	UnitedHealth Group Incorporated		
		.00000					Servicios Integrados de Salud Ltda.	.CHL	NIA	Clínica Dávila y Servicios Médicos S.A.	Ownership	99.900	UnitedHealth Group Incorporated		
		.00000					Servicios Integrados de Salud Ltda.	.CHL	NIA	Clínica Santa María S.A.	Ownership	0.100	UnitedHealth Group Incorporated		
		.00000					Servicios Médicos Amed Quilpué S.A.	.CHL	NIA	Centromed Quilpué S.A.	Ownership	99.900	UnitedHealth Group Incorporated		
		.00000					Servicios Médicos Amed Quilpué S.A.	.CHL	NIA	Laboratorios Médicos Amed Quilpué S.A.	Ownership	0.100	UnitedHealth Group Incorporated		
		.00000					Servicios Médicos Bio Bio Limitada	.CHL	NIA	Clínica Bio Bio S.A.	Ownership	99.000	UnitedHealth Group Incorporated		
		.00000					Servicios Médicos Bio Bio Limitada	.CHL	NIA	Saden S.A.	Ownership	1.000	UnitedHealth Group Incorporated		
		.00000					Servicios Médicos Ciudad del Mar Ltda.	.CHL	NIA	Clínica Ciudad del Mar S.A.	Ownership	99.000	UnitedHealth Group Incorporated		
		.00000					Servicios Médicos Ciudad del Mar Ltda.	.CHL	NIA	Saden S.A.	Ownership	1.000	UnitedHealth Group Incorporated		
		.00000					Servicios Médicos Santa María Limitada	.CHL	NIA	Sociedad de Inversiones Santa María S.A.	Ownership	99.176	UnitedHealth Group Incorporated		
		.00000					Servicios Médicos Santa María Limitada	.CHL	NIA	Clínica Santa María S.A.	Ownership	0.824	UnitedHealth Group Incorporated		
		.00000					Servicios Médicos Vespucio Ltda.	.CHL	NIA	Clínica Vespucio S.A.	Ownership	99.000	UnitedHealth Group Incorporated		
		.00000					Servicios Médicos Vespucio Ltda.	.CHL	NIA	Saden S.A.	Ownership	1.000	UnitedHealth Group Incorporated		
		.00000	45-4233576				SharedClarity LLC	.DE	NIA	United HealthCare Services, Inc.	Ownership	100.000	UnitedHealth Group Incorporated		
		.00000	58-1978974				SHC Atlanta, LLC	.DE	NIA	Surgical Health, LLC	Ownership	100.000	UnitedHealth Group Incorporated		
		.00000	58-2013443				SHC Austin, Inc.	.TX	NIA	Surgical Health, LLC	Ownership	100.000	UnitedHealth Group Incorporated		
		.00000	58-2062812				SHC Hawthorn, Inc.	.IL	NIA	Surgical Health, LLC	Ownership	100.000	UnitedHealth Group Incorporated		
		.00000	58-2101924				SHC Melbourne, Inc.	.FL	NIA	Surgical Health, LLC	Ownership	100.000	UnitedHealth Group Incorporated		
		.00000	62-1223273				Shelby Surgery Properties, Inc.	.TN	NIA	SC Affiliates, LLC	Ownership	100.000	UnitedHealth Group Incorporated		
.0707	UnitedHealth Group Incorporated	.71420	94-0734860				Sierra Health and Life Insurance Company, Inc.	.NV	.IA	Sierra Health Services, Inc.	Ownership	100.000	UnitedHealth Group Incorporated		
		.00000	88-0200415		0000754009		Sierra Health Services, Inc.	.NV	NIA	UnitedHealthcare, Inc.	Ownership	100.000	UnitedHealth Group Incorporated		
		.00000	88-0254322				Sierra Health-Care Options, Inc.	.NV	NIA	Sierra Health Services, Inc.	Ownership	100.000	UnitedHealth Group Incorporated		
		.00000	88-0385705				Sierra Home Medical Products, Inc.	.NV	NIA	Sierra Health Services, Inc.	Ownership	100.000	UnitedHealth Group Incorporated		
		.00000	88-0264562				Sierra Nevada Administrators, Inc.	.NV	NIA	Sierra Health Services, Inc.	Ownership	100.000	UnitedHealth Group Incorporated		
		.00000					Sistema de Administración Hospitalaria S.A.C.	.PER	NIA	Pacífico S.A. Entidad Prestadora de Salud	Ownership	99.870	UnitedHealth Group Incorporated		1
		.00000					Sociedad de Inversiones Santa María S.A.	.CHL	NIA	Clínica Santa María S.A.	Ownership	99.743	UnitedHealth Group Incorporated		
		.00000					Sociedad de Inversiones Santa María S.A.	.CHL	NIA	Clínica Dávila y Servicios Médicos S.A.	Ownership	0.257	UnitedHealth Group Incorporated		
		.00000					Sociedad Editorial para la Ciencia Limitada.	.COL	NIA	Banmédica S.A.	Ownership	76.290	UnitedHealth Group Incorporated		
		.00000					Sociedad Editorial para la Ciencia Limitada.	.COL	NIA	Constructora e Inmobiliaria Magapoq S.A.	Ownership	23.710	UnitedHealth Group Incorporated		
		.00000	20-8433398				Somerset Outpatient Surgery, L.L.C.	.NJ	NIA	SCA-Somerset, LLC	Ownership	59.999	UnitedHealth Group Incorporated		1
		.00000	88-0201420				Southwest Medical Associates, Inc.	.NV	NIA	Sierra Health Services, Inc.	Ownership	100.000	UnitedHealth Group Incorporated		
		.00000	38-2609888				Southwest Michigan Health Network Inc.	.MI	NIA	UnitedHealthcare, Inc.	Ownership	100.000	UnitedHealth Group Incorporated		
		.00000	36-4369359				Southwest Surgery Center, LLC	.IL	NIA	SCA-Mokena, LLC	Ownership	60.000	UnitedHealth Group Incorporated		1
		.00000	77-0458353				Southwest Surgical Center of Bakersfield, L.P.	.CA	NIA	Bakersfield Physicians Plaza Surgical Center, L.P.	Ownership	99.000	UnitedHealth Group Incorporated		28
		.00000	75-2516426				Space Coast Surgical Center, Ltd.	.FL	NIA	SCA-Merritt, LLC	Ownership	50.080	UnitedHealth Group Incorporated		29
		.00000	55-0790742				Specialists in Urology Surgery Center, LLC	.FL	NIA	SCA Specialists of Florida, LLC	Ownership	60.000	UnitedHealth Group Incorporated		1
		.00000	41-1921983				Specialty Benefits, LLC	.DE	NIA	United HealthCare Services, Inc.	Ownership	100.000	UnitedHealth Group Incorporated		
		.00000	20-3412545				Specialty Surgical Center, LLC	.NJ	NIA	SCA-Sparta, LLC	Ownership	57.449	UnitedHealth Group Incorporated		1
		.00000	71-0886811				Spectera of New York, IPA, Inc.	.NY	NIA	Spectera, Inc.	Ownership	100.000	UnitedHealth Group Incorporated		
		.00000	52-1260282				Spectera, Inc.	.MD	NIA	Specialty Benefits, LLC	Ownership	100.000	UnitedHealth Group Incorporated		
		.00000	81-1387232				SPINETRACK 20/20 Inc.	.CA	NIA	SCA-ND VBP, Inc.	Ownership	100.000	UnitedHealth Group Incorporated		
		.00000					Sports and Spinal Physical Therapy, Inc.	.DC	NIA	Orthology, Inc.	Ownership	100.000	UnitedHealth Group Incorporated		
		.00000	46-5587702				Spotlite, Inc.	.DE	NIA	Rally Health, Inc.	Ownership	100.000	UnitedHealth Group Incorporated		
		.00000	62-1770924				SRPS, LLC	.DE	NIA	PMSI Holdings, LLC	Ownership	100.000	UnitedHealth Group Incorporated		
		.00000	41-1348916				St. Cloud Surgical Center, LLC	.DE	NIA	Surgery Center Holding, LLC	Ownership	100.000	UnitedHealth Group Incorporated		
		.00000	20-1211544				Stonegate Surgery Center, L.P.	.TX	NIA	SCA Stonegate Holdings, LLC	Ownership	52.440	UnitedHealth Group Incorporated		30
		.00000	27-2944223				Streamlines Health, LLC	.MN	NIA	Savvysherpa, LLC	Ownership	100.000	UnitedHealth Group Incorporated		
		.00000	06-1082848				SunSurgery, LLC	.DE	NIA	Surgical Care Affiliates, LLC	Ownership	100.000	UnitedHealth Group Incorporated		

SCHEDULE Y
PART 1A - DETAIL OF INSURANCE HOLDING COMPANY SYSTEM

1	2	3	4	5	6	7	8	9	10	11	12	13	14	15	16
Group Code	Group Name	NAIC Company Code	ID Number	Federal RSSD	CIK	Name of Securities Exchange if Publicly Traded (U.S. or International)	Names of Parent, Subsidiaries Or Affiliates	Domi-ciliary Location	Relation-ship to Reporting Entity	Directly Controlled by (Name of Entity/Person)	Type of Control (Ownership, Board, Management, Attorney-in-Fact, Influence, Other)	If Control is Owner-ship Provide Percen-tage	Ultimate Controlling Entity(ies)/Person(s)	Is an SCA Filing Re-quired? (Y/N)	*
		.00000	62-1739361				Surgery Center Holding, LLC	DE	NIA	Surgical Care Affiliates, LLC	Ownership	100.000	UnitedHealth Group Incorporated		
		.00000	45-0581955				Surgery Center of Athens, LLC	GA	NIA	Athens ASC Holdings, LLC	Ownership	100.000	UnitedHealth Group Incorporated		
		.00000	62-1509341				Surgery Center of Boca Raton, Inc.	FL	NIA	Surgical Health, LLC	Ownership	100.000	UnitedHealth Group Incorporated		
		.00000	62-1506370				Surgery Center of Clarksville, L.P.	TN	NIA	SCA of Clarksville, Inc.	Ownership	51.000	UnitedHealth Group Incorporated		31
		.00000	63-1214140				Surgery Center of Colorado Springs, LLC	DE	NIA	SC Affiliates, LLC	Ownership	100.000	UnitedHealth Group Incorporated		
		.00000	72-1349752				Surgery Center of Easton, LLC	DE	NIA	SC Affiliates, LLC	Ownership	100.000	UnitedHealth Group Incorporated		
		.00000					Surgery Center of Ellicott City, Inc.	DE	NIA	SC Affiliates, LLC	Ownership	100.000	UnitedHealth Group Incorporated		
		.00000	62-1179537				Surgery Center of Louisville, LLC	DE	NIA	SC Affiliates, LLC	Ownership	100.000	UnitedHealth Group Incorporated		
		.00000	63-1231944				Surgery Center of Maui, LLC	DE	NIA	SC Affiliates, LLC	Ownership	100.000	UnitedHealth Group Incorporated		
		.00000	63-1194204				Surgery Center of Muskogee, LLC	DE	NIA	SC Affiliates, LLC	Ownership	100.000	UnitedHealth Group Incorporated		
		.00000	11-3701564				Surgery Center of Rockville, L.L.C.	MD	NIA	SCA-Rockville, LLC	Ownership	59.000	UnitedHealth Group Incorporated		1
		.00000	63-1212214				Surgery Center of Southern Pines, LLC	DE	NIA	Surgery Center Holding, LLC	Ownership	100.000	UnitedHealth Group Incorporated		
		.00000					Surgery Center of Spokane, LLC	CA	NIA	SC Affiliates, LLC	Ownership	100.000	UnitedHealth Group Incorporated		
		.00000	63-1184216				Surgery Center of Summerlin, LLC	DE	NIA	SC Affiliates, LLC	Ownership	100.000	UnitedHealth Group Incorporated		
		.00000					Surgery Center of The Woodlands, LLC	SC	NIA	SCA-Woodlands Holdings, LLC	Ownership	55.510	UnitedHealth Group Incorporated		5
		.00000	62-1491963				Surgery Center of Vero Beach, Inc.	TN	NIA	Surgical Health, LLC	Ownership	100.000	UnitedHealth Group Incorporated		
							Surgery Center of Wilmington Properties, LLC								
		.00000						MN	NIA	Surgery Center of Wilmington, LLC	Ownership	100.000	UnitedHealth Group Incorporated		
		.00000					Surgery Center of Wilmington, LLC	CO	NIA	SCA-Wilmington, LLC	Ownership	100.000	UnitedHealth Group Incorporated		
		.00000	26-1767806				Surgery Center of Wilson, LLC	NC	NIA	SCA-Wilson, LLC	Ownership	76.450	UnitedHealth Group Incorporated		1
										Surgery Centers of Des Moines, Ltd., an Iowa Limited Partnership	Ownership	51.000	UnitedHealth Group Incorporated		32
		.00000	36-3562598				Surgery Centers of Des Moines, Ltd., an Iowa Limited Partnership	IA	NIA						
		.00000	42-1166764					DE	NIA	Surgery Center Holding, LLC	Ownership	100.000	UnitedHealth Group Incorporated		
		.00000	68-0282268				Surgery Centers-West Holdings, LLC	DE	NIA	Surgical Care Affiliates, LLC	Ownership	100.000	UnitedHealth Group Incorporated		
							Surgical Care Affiliates Political Action Committee								
		.00000	33-1187498					AL	NIA	Surgical Care Affiliates, LLC	Ownership	100.000	UnitedHealth Group Incorporated		
		.00000	20-8922307				Surgical Care Affiliates, LLC	DE	NIA	SCA1 Holdings, LLC	Ownership	100.000	UnitedHealth Group Incorporated		
		.00000	46-2971080				Surgical Care Partners of Melbourne, LLC	DE	NIA	SHC Melbourne, Inc.	Ownership	68.327	UnitedHealth Group Incorporated		1
							Surgical Center of South Jersey, Limited Partnership								
		.00000	22-2709324					NJ	NIA	SCA-South Jersey, LLC	Ownership	51.000	UnitedHealth Group Incorporated		33
		.00000	63-1138507				Surgical Center of Tuscaloosa Holdings, LLC	AL	NIA	Surgical Care Affiliates, LLC	Ownership	100.000	UnitedHealth Group Incorporated		
		.00000	58-1997354				Surgical Health of Orlando, Inc.	FL	NIA	Surgical Health, LLC	Ownership	100.000	UnitedHealth Group Incorporated		
		.00000	58-1941168				Surgical Health, LLC	DE	NIA	Surgical Care Affiliates, LLC	Ownership	100.000	UnitedHealth Group Incorporated		
		.00000	26-5429310				Surgical Holdings, Inc.	DE	NIA	Surgical Care Affiliates, LLC	Ownership	100.000	UnitedHealth Group Incorporated		
		.00000	27-0168681				Surgical Hospital Holdings of Oklahoma, LLC	DE	NIA	SCA Surgery Holdings, LLC	Ownership	100.000	UnitedHealth Group Incorporated		
										Surgical Hospital Holdings of Oklahoma, LLC					
		.00000	73-1521890				Surgical Hospital of Oklahoma, L.L.C.	OK	NIA		Ownership	56.000	UnitedHealth Group Incorporated		1
		.00000	75-2157730				Surgicare of Belleville, LLC	DE	NIA	Surgery Center Holding, LLC	Ownership	100.000	UnitedHealth Group Incorporated		
		.00000	64-0629000				Surgicare of Jackson, LLC	DE	NIA	Surgery Center Holding, LLC	Ownership	100.000	UnitedHealth Group Incorporated		
		.00000	75-2287141				Surgicare of Joliet, Inc.	IL	NIA	Surgery Center Holding, LLC	Ownership	100.000	UnitedHealth Group Incorporated		
		.00000	75-2501191				Surgicare of La Veta, Inc.	CA	NIA	Surgery Centers-West Holdings, LLC	Ownership	100.000	UnitedHealth Group Incorporated		
							Surgicare of La Veta, Ltd., a California Limited Partnership								
		.00000	75-2507129					CO	NIA	Surgery Centers-West Holdings, LLC	Ownership	100.000	UnitedHealth Group Incorporated		
		.00000	41-1437636				Surgicare of Minneapolis, LLC	DE	NIA	Surgery Center Holding, LLC	Ownership	100.000	UnitedHealth Group Incorporated		
							Surgicare of Minneapolis, Ltd., a Minnesota Limited Partnership								
		.00000	41-1437636					MN	NIA	Surgicare of Minneapolis, LLC	Ownership	50.000	UnitedHealth Group Incorporated		34
		.00000	75-2459713				Surgicare of Mobile, LLC	DE	NIA	Surgery Center Holding, LLC	Ownership	100.000	UnitedHealth Group Incorporated		
		.00000	75-2448926				Surgicare of Oceanside, Inc.	CA	NIA	Surgery Center Holding, LLC	Ownership	100.000	UnitedHealth Group Incorporated		
		.00000	75-2184730				Surgicare of Owensboro, LLC	DE	NIA	Surgery Center Holding, LLC	Ownership	100.000	UnitedHealth Group Incorporated		
		.00000	75-2200171				Surgicare of Salem, LLC	DE	NIA	Surgery Center Holding, LLC	Ownership	100.000	UnitedHealth Group Incorporated		
		.00000					Surgicare, LLC	NC	NIA	SCA-Surgicare, LLC	Ownership	53.684	UnitedHealth Group Incorporated		5
		.00000	95-3329855				Surgicenters of Southern California, Inc.	CA	NIA	Surgery Center Holding, LLC	Ownership	100.000	UnitedHealth Group Incorporated		
		.00000	46-1536748				Symphonix Health Holdings, LLC	DE	NIA	United HealthCare Services, Inc.	Ownership	100.000	UnitedHealth Group Incorporated		

SCHEDULE Y
PART 1A - DETAIL OF INSURANCE HOLDING COMPANY SYSTEM

1	2	3	4	5	6	7	8	9	10	11	12	13	14	15	16
Group Code	Group Name	NAIC Company Code	ID Number	Federal RSSD	CIK	Name of Securities Exchange if Publicly Traded (U.S. or International)	Names of Parent, Subsidiaries Or Affiliates	Domi-ciliary Location	Relation-ship to Reporting Entity	Directly Controlled by (Name of Entity/Person)	Type of Control (Ownership, Board, Management, Attorney-in-Fact, Influence, Other)	If Control is Owner-ship Provide Percen-tage	Ultimate Controlling Entity(ies)/Person(s)	Is an SCA Filing Re-quired? (Y/N)	*
0707	UnitedHealth Group Incorporated	84549	38-2044243				Symphonix Health Insurance, Inc.	IL	IA	Symphonix Health Holdings, LLC	Ownership	100.000	UnitedHealth Group Incorporated		
		.00000	47-4751035				TeamMD Holdings, Inc.	DE	NIA	AmeriChoice Corporation	Ownership	100.000	UnitedHealth Group Incorporated		
		.00000	47-4850893				TeamMD Iowa, Inc.	DE	NIA	TeamMD Holdings, Inc.	Ownership	100.000	UnitedHealth Group Incorporated		
		.00000	35-2584893				TeamMD Physicians of Texas, Inc.	TX	NIA	TeamMD Holdings, Inc.	Ownership	100.000	UnitedHealth Group Incorporated		
		.00000	30-0445773				TeamMD Physicians, P.C.	IA	NIA	TeamMD Iowa, Inc.	Ownership	100.000	UnitedHealth Group Incorporated		
		.00000					Tecnologías de Información en Salud S.A.	CHL	NIA	Clínica Dávila y Servicios Médicos S.A.	Ownership	50.000	UnitedHealth Group Incorporated		
		.00000					Tecnologías de Información en Salud S.A.	CHL	NIA	Clínica Santa María S.A.	Ownership	50.000	UnitedHealth Group Incorporated		
		.00000					The Advisory Board (Chile) SpA	CHL	NIA	The Advisory Board Company	Ownership	100.000	UnitedHealth Group Incorporated		
		.00000	52-1468699				The Advisory Board Company	DE	NIA	OptumInsight, Inc.	Ownership	100.000	UnitedHealth Group Incorporated		
		.00000	56-1970224		0001284028		The Lewin Group, Inc.	NC	NIA	Optum Public Sector Solutions, Inc.	Ownership	100.000	UnitedHealth Group Incorporated		
							The Outpatient Surgery Center of Hilton Head, LLC	IN	NIA	SCA-Hilton Head, LLC	Ownership	50.000	UnitedHealth Group Incorporated		5
		.00000	72-1349755				The Surgery Center of Easton, L.P.	TN	NIA	Surgery Center of Easton, LLC	Ownership	57.000	UnitedHealth Group Incorporated		35
							THE SURGICAL CENTER OF THE TREASURE COAST, L.L.C.	TX	NIA	SCA-St. Lucie, LLC	Ownership	51.000	UnitedHealth Group Incorporated		5
		.00000	26-1479919				Thomas Johnson Surgery Center, LLC	MD	NIA	SCA-Frederick, LLC	Ownership	80.000	UnitedHealth Group Incorporated		1
		.00000	77-0367271				Thousand Oaks Endoscopy Center, LLC	CA	NIA	Endoscopy Center Affiliates, Inc.	Ownership	56.400	UnitedHealth Group Incorporated		1
		.00000	25-1825549				Three Rivers Holdings, Inc.	DE	NIA	AmeriChoice Corporation	Ownership	100.000	UnitedHealth Group Incorporated		
		.00000	63-1194203				Three Rivers Surgical Care, L.P.	TN	NIA	Muskogee Surgical Investors, LLC	Ownership	51.000	UnitedHealth Group Incorporated		36
		.00000	59-3143128				Tmesys, LLC	FL	NIA	PMSI Holdings, LLC	Ownership	100.000	UnitedHealth Group Incorporated		
							Topimagem Diagnóstico por Imagem Ltda.	BRA	NIA	S.A. – Empresa de Serviços Hospitalares	Ownership	89.000	UnitedHealth Group Incorporated		2
		.00000	52-1431155				Travel Express Incorporated	MD	NIA	FrontierMEDEX, Inc.	Ownership	100.000	UnitedHealth Group Incorporated		
		.00000	47-5088596				TriMed, LLC	UT	NIA	National MedTrans, LLC	Ownership	100.000	UnitedHealth Group Incorporated		
		.00000	46-5530255				Trio Motion, LLC	DE	NIA	Savvysherpa, LLC	Ownership	100.000	UnitedHealth Group Incorporated		
		.00000	94-3077084				U.S. Behavioral Health Plan, California	CA	IA	United Behavioral Health	Ownership	100.000	UnitedHealth Group Incorporated		
		.00000	98-1388279				UHC Finance (Ireland) Unlimited Company	IRL	NIA	UHCFI LLC	Ownership	100.000	UnitedHealth Group Incorporated		
		.00000	98-1113428				UHC Global Health Services BC Ltd.	CAN	NIA	UnitedHealthcare Global Canada Limited	Ownership	100.000	UnitedHealth Group Incorporated		
		.00000	41-1913059				UHC International Services, Inc.	DE	NIA	UnitedHealth Group Incorporated	Ownership	100.000	UnitedHealth Group Incorporated		
		.00000	95-2931460		0001225831		UHC of California	CA	IA	United HealthCare Services, Inc.	Ownership	100.000	UnitedHealth Group Incorporated		
		.00000	82-3143073				UHCFI LLC	DE	NIA	OptumRx, Inc.	Ownership	100.000	UnitedHealth Group Incorporated		
							UHCG – FZE	ARE	NIA	Limited	Ownership	100.000	UnitedHealth Group Incorporated		
		.00000	98-1103713				UHCG Holdings (Ireland) Limited	IRL	NIA	United HealthCare Services, Inc.	Ownership	100.000	UnitedHealth Group Incorporated		
		.00000	98-1372063				UHCG Services (Ireland) Limited	IRL	NIA	UHCG Holdings (Ireland) Limited	Ownership	100.000	UnitedHealth Group Incorporated		
							UHG Brasil Participações S.A.	BRA	NIA	Polar II Fundo de Investimento em Participações Multiestratégia	Ownership	100.000	UnitedHealth Group Incorporated		
		.00000	41-1921008				UHC Holdings, Inc.	DE	NIA	United HealthCare Services, Inc.	Ownership	100.000	UnitedHealth Group Incorporated		
		.00000	39-1995276				UMR, Inc.	DE	NIA	United HealthCare Services, Inc.	Ownership	100.000	UnitedHealth Group Incorporated		
		.00000					Unidad Médica Diagnóstico S.A.	COL	NIA	Colmedica Medicina Prepagada	Ownership	91.961	UnitedHealth Group Incorporated		2
		.00000					Unidad Médica Diagnóstico S.A.	COL	NIA	Banmedica Colombia SpA	Ownership	7.619	UnitedHealth Group Incorporated		2
0707	UnitedHealth Group Incorporated	91529	52-1996029				Unimerica Insurance Company	WI	IA	OptumHealth Holdings, LLC	Ownership	100.000	UnitedHealth Group Incorporated		
							Unimerica Life Insurance Company of New York								
0707	UnitedHealth Group Incorporated	11596	01-0637149				Unison Administrative Services, LLC	NY	IA	UnitedHealthcare Insurance Company	Ownership	100.000	UnitedHealth Group Incorporated		
		.00000	25-1877716				Unison Health Plan of Delaware, Inc.	PA	NIA	Three Rivers Holdings, Inc.	Ownership	100.000	UnitedHealth Group Incorporated		
		.00000	20-5917714				United Behavioral Health	DE	IA	Three Rivers Holdings, Inc.	Ownership	100.000	UnitedHealth Group Incorporated		
		.00000	94-2649097				United Behavioral Health of New York, I.P.A., Inc.	CA	NIA	OptumHealth Holdings, LLC	Ownership	100.000	UnitedHealth Group Incorporated		
		.00000	41-1868911				United Health Foundation	NY	NIA	United Behavioral Health	Ownership	100.000	UnitedHealth Group Incorporated		
		.00000	41-1941615				United HealthCare Services, Inc.	MIN	NIA	UnitedHealth Group Incorporated	Ownership	100.000	UnitedHealth Group Incorporated		
		.00000	41-1289245	3410132	0001310133		United Resource Networks IPA of New York, Inc.	MIN	UIP	UnitedHealth Group Incorporated	Ownership	100.000	UnitedHealth Group Incorporated		
		.00000	30-0318238				UnitedHealth Advisors, LLC	NY	NIA	OptumHealth Care Solutions, LLC	Ownership	100.000	UnitedHealth Group Incorporated		
		.00000	01-0538317					ME	NIA	United HealthCare Services, Inc.	Ownership	100.000	UnitedHealth Group Incorporated		

SCHEDULE Y
PART 1A - DETAIL OF INSURANCE HOLDING COMPANY SYSTEM

1	2	3	4	5	6	7	8	9	10	11	12 Type of Control (Ownership, Board, Management, Attorney-in-Fact, Influence, Other)	13 If Control is Owner- ship Provide Percen- tage	14 Ultimate Controlling Entity(ies)/Person(s)	15 Is an SCA Filing Re- quired? (Y/N)	16 *
Group Code	Group Name	NAIC Company Code	ID Number	Federal RSSD	CIK	Name of Securities Exchange if Publicly Traded (U.S. or International)	Names of Parent, Subsidiaries Or Affiliates	Domi- ciliary Loca- tion	Rela- ship to Report- ing Entity	Directly Controlled by (Name of Entity/Person)					
		.00000	41-1321939	4665014	0000731766	New York Stock Exchange	UnitedHealth Group Incorporated	DE	UIP			0.000			
		.00000	98-1422474				UnitedHealth Group International Finance (Ireland) Unlimited Company	IRL	NIA	UnitedHealthcare Europe S.á r.l.	Ownership	100.000	UnitedHealth Group Incorporated		
		.00000	98-1079826				UnitedHealth Group International GP	CYM	NIA	UnitedHealth Group Incorporated	Ownership	100.000	UnitedHealth Group Incorporated		
		.00000	98-1080118				UnitedHealth Group International L.P.	CYM	NIA	UnitedHealth Group Incorporated	Ownership	100.000	UnitedHealth Group Incorporated		
		.00000	46-3311984				UnitedHealth Group Ventures, LLC	DE	NIA	UnitedHealth Group Incorporated	Ownership	100.000	UnitedHealth Group Incorporated		
		.00000	41-1917398				UnitedHealth International, Inc.	DE	NIA	UnitedHealth Group Incorporated	Ownership	100.000	UnitedHealth Group Incorporated		
		.00000	26-2574977				UnitedHealth Military & Veterans Services, LLC	DE	NIA	United HealthCare Services, Inc.	Ownership	100.000	UnitedHealth Group Incorporated		
		.00000	98-0559902				UnitedHealth UK Limited	GBR	NIA	Optum Solutions UK Holdings Limited	Ownership	100.000	UnitedHealth Group Incorporated		
.0707	UnitedHealth Group Incorporated	.95174	33-0115163		0001225840		UnitedHealthcare Benefits of Texas, Inc.	TX	IA	United HealthCare Services, Inc.	Ownership	100.000	UnitedHealth Group Incorporated		
		.00000	47-3221444				UnitedHealthcare Benefits Plan of California	CA	IA	United HealthCare Services, Inc.	Ownership	100.000	UnitedHealth Group Incorporated		
		.00000	46-4348775				UnitedHealthcare Community Plan of California, Inc.	CA	IA	United HealthCare Services, Inc.	Ownership	100.000	UnitedHealth Group Incorporated		
.0707	UnitedHealth Group Incorporated	.13168	26-2688274				UnitedHealthcare Community Plan of Georgia, Inc.	GA	IA	AmeriChoice Corporation	Ownership	100.000	UnitedHealth Group Incorporated		
.0707	UnitedHealth Group Incorporated	.12323	56-2451429				UnitedHealthcare Community Plan of Ohio, Inc.	OH	RE	Three Rivers Holdings, Inc.	Ownership	100.000	UnitedHealth Group Incorporated		
.0707	UnitedHealth Group Incorporated	.11141	91-2008361				UnitedHealthcare Community Plan of Texas, L.L.C.	TX	IA	Ovations, Inc.	Ownership	100.000	UnitedHealth Group Incorporated		
.0707	UnitedHealth Group Incorporated	.95467	38-3204052				UnitedHealthcare Community Plan, Inc.	MI	IA	AmeriChoice Corporation	Ownership	100.000	UnitedHealth Group Incorporated		
		.00000	98-1200034				UnitedHealthcare Consulting & Assistance Service (Beijing) Co., Ltd.	CHN	NIA	UnitedHealthcare International I B.V.	Ownership	100.000	UnitedHealth Group Incorporated		
		.00000	98-1199879				UnitedHealthcare Europe S.á r.l.	LUX	NIA	UnitedHealthcare International I S.á r.l.	Ownership	100.000	UnitedHealth Group Incorporated		
		.00000	98-1104429				UnitedHealthcare Global Canada Limited	CAN	NIA	UnitedHealthcare International I B.V.	Ownership	100.000	UnitedHealth Group Incorporated		
		.00000	98-1029201				UnitedHealthcare Global Medical (UK) Limited	GBR	NIA	UnitedHealthcare International I B.V.	Ownership	100.000	UnitedHealth Group Incorporated		
		.00000	98-1099116				UnitedHealthcare India Private Limited	IND	NIA	UnitedHealthcare International II B.V.	Ownership	99.994	UnitedHealth Group Incorporated		
		.00000	98-1099116				UnitedHealthcare India Private Limited	IND	NIA	UnitedHealth International, Inc.	Ownership	0.007	UnitedHealth Group Incorporated		
.0707	UnitedHealth Group Incorporated	.79413	36-2739571				UnitedHealthcare Insurance Company	CT	IA	UHC Holdings, Inc.	Ownership	100.000	UnitedHealth Group Incorporated		
.0707	UnitedHealth Group Incorporated	.60318	36-3800349				UnitedHealthcare Insurance Company of Illinois	IL	IA	UnitedHealthcare Insurance Company	Ownership	100.000	UnitedHealth Group Incorporated		
.0707	UnitedHealth Group Incorporated	.60093	11-3283886				UnitedHealthcare Insurance Company of New York	NY	IA	UnitedHealthcare Insurance Company	Ownership	100.000	UnitedHealth Group Incorporated		
.0707	UnitedHealth Group Incorporated	.12231	20-1902768				UnitedHealthcare Insurance Company of the River Valley	IL	IA	UnitedHealthcare Services Company of the River Valley, Inc.	Ownership	100.000	UnitedHealth Group Incorporated		
		.00000	98-1372065				UnitedHealthcare Insurance Designated Activity Company	IRL	NIA	UHC Holdings (Ireland) Limited	Ownership	100.000	UnitedHealth Group Incorporated		
		.00000	86-0618309				UnitedHealthcare Integrated Services, Inc.	AZ	IA	Ovations, Inc.	Ownership	100.000	UnitedHealth Group Incorporated		
		.00000	41-1988797				UnitedHealthcare International Asia, LLC	DE	NIA	UnitedHealth Group Incorporated	Ownership	100.000	UnitedHealth Group Incorporated		
		.00000	98-1100512				UnitedHealthcare International I B.V.	NLD	NIA	UnitedHealth Group International L.P.	Ownership	100.000	UnitedHealth Group Incorporated		
		.00000	98-1079595				UnitedHealthcare International I S.á r.l.	LUX	NIA	UnitedHealthcare International VI S.á r.l.	Ownership	100.000	UnitedHealth Group Incorporated		
		.00000	98-1100980				UnitedHealthcare International II B.V.	NLD	NIA	OptumHealth International B.V.	Ownership	100.000	UnitedHealth Group Incorporated		
		.00000	98-1079459				UnitedHealthcare International II S.á r.l.	LUX	NIA	UnitedHealthcare International VI S.á r.l.	Ownership	100.000	UnitedHealth Group Incorporated		
		.00000	98-1340853				UnitedHealthcare International III B.V.	NLD	NIA	UnitedHealthcare Europe S.á r.l.	Ownership	100.000	UnitedHealth Group Incorporated		
		.00000	98-1077436				UnitedHealthcare International III S.á r.l.	LUX	NIA	Optum Services (Ireland) Limited	Ownership	100.000	UnitedHealth Group Incorporated		
		.00000	98-1372054				UnitedHealthcare International IV B.V.	NLD	NIA	UnitedHealthcare International V S.á r.l.	Ownership	100.000	UnitedHealth Group Incorporated		
		.00000	98-1080926				UnitedHealthcare International IV S.á r.l.	LUX	NIA	UnitedHealthcare International IV B.V.	Ownership	100.000	UnitedHealth Group Incorporated		
		.00000	98-1387355				UnitedHealthcare International IX S.á r.l.	LUX	NIA	UnitedHealth Group International Finance (Ireland) Unlimited Company	Ownership	100.000	UnitedHealth Group Incorporated		

SCHEDULE Y
PART 1A - DETAIL OF INSURANCE HOLDING COMPANY SYSTEM

1	2	3	4	5	6	7	8	9	10	11	12	13	14	15	16
Group Code	Group Name	NAIC Company Code	ID Number	Federal RSSD	CIK	Name of Securities Exchange if Publicly Traded (U.S. or International)	Names of Parent, Subsidiaries Or Affiliates	Domi-ciliary Location	Relation-ship to Reporting Entity	Directly Controlled by (Name of Entity/Person)	Type of Control (Ownership, Board, Management, Attorney-in-Fact, Influence, Other)	If Control is Owner-ship Provide Percen-tage	Ultimate Controlling Entity(ies)/Person(s)	Is an SCA Filing Re-quired? (Y/N)	*
		.00000	98-1257473				UnitedHealthcare International V S.á r.l.	.LUX	NIA	UnitedHealthcare International III S.á r.l.	Ownership	100.000	UnitedHealth Group Incorporated		
		.00000	98-1372058				UnitedHealthcare International VI S.á r.l.	.LUX	NIA	UnitedHealth Group International L.P.	Ownership	100.000	UnitedHealth Group Incorporated		
		.00000	98-1372060				UnitedHealthcare International VII S.á r.l.	.LUX	NIA	UnitedHealth Group International L.P.	Ownership	100.000	UnitedHealth Group Incorporated		
							UnitedHealthcare International VIII S.á r.l.			UnitedHealthcare International VII S.á r.l.					
		.00000	98-1372062					.LUX	NIA		Ownership	100.000	UnitedHealth Group Incorporated		
.0707	UnitedHealth Group Incorporated	.97179	86-0207231				UnitedHealthcare Life Insurance Company	.WI	.IA	Golden Rule Financial Corporation	Ownership	100.000	UnitedHealth Group Incorporated		
.0707	UnitedHealth Group Incorporated	.95784	63-0899562				UnitedHealthcare of Alabama, Inc.	.AL	.IA	UnitedHealthcare, Inc.	Ownership	100.000	UnitedHealth Group Incorporated		
.0707	UnitedHealth Group Incorporated	.96016	86-0507074				UnitedHealthcare of Arizona, Inc.	.AZ	.IA	UnitedHealthcare, Inc.	Ownership	100.000	UnitedHealth Group Incorporated		
.0707	UnitedHealth Group Incorporated	.95446	63-1036819				UnitedHealthcare of Arkansas, Inc.	.AR	.IA	UnitedHealthcare, Inc.	Ownership	100.000	UnitedHealth Group Incorporated		
.0707	UnitedHealth Group Incorporated	.95090	84-1004639				UnitedHealthcare of Colorado, Inc.	.CO	.IA	UnitedHealthcare, Inc.	Ownership	100.000	UnitedHealth Group Incorporated		
.0707	UnitedHealth Group Incorporated	.95264	59-1293865				UnitedHealthcare of Florida, Inc.	.FL	.IA	UnitedHealthcare, Inc.	Ownership	100.000	UnitedHealth Group Incorporated		
.0707	UnitedHealth Group Incorporated	.95850	58-1653544				UnitedHealthcare of Georgia, Inc.	.GA	.IA	UnitedHealthcare, Inc.	Ownership	100.000	UnitedHealth Group Incorporated		
.0707	UnitedHealth Group Incorporated	.95776	36-3280214				UnitedHealthcare of Illinois, Inc.	.IL	.IA	UnitedHealthcare, Inc.	Ownership	100.000	UnitedHealth Group Incorporated		
.0707	UnitedHealth Group Incorporated	.96644	62-1240316				UnitedHealthcare of Kentucky, Ltd.	.KY	.IA	United HealthCare Services, Inc.	Ownership	94.180	UnitedHealth Group Incorporated		.37
.0707	UnitedHealth Group Incorporated	.96644	62-1240316				UnitedHealthcare of Kentucky, Ltd.	.KY	.IA	UnitedHealthcare, Inc.	Ownership	5.820	UnitedHealth Group Incorporated		.37
.0707	UnitedHealth Group Incorporated	.95833	72-1074008				UnitedHealthcare of Louisiana, Inc.	.LA	.IA	UnitedHealthcare, Inc.	Ownership	100.000	UnitedHealth Group Incorporated		
.0707	UnitedHealth Group Incorporated	.95716	63-1036817				UnitedHealthcare of Mississippi, Inc.	.MS	.IA	UnitedHealthcare, Inc.	Ownership	100.000	UnitedHealth Group Incorporated		
.0707	UnitedHealth Group Incorporated	.95149	05-0413469				UnitedHealthcare of New England, Inc.	.RI	.IA	United HealthCare Services, Inc.	Ownership	100.000	UnitedHealth Group Incorporated		
.0707	UnitedHealth Group Incorporated	.13214	26-2697886				UnitedHealthcare of New Mexico, Inc.	.NM	.IA	UnitedHealthcare Insurance Company	Ownership	100.000	UnitedHealth Group Incorporated		
.0707	UnitedHealth Group Incorporated	.95085	06-1172891				UnitedHealthcare of New York, Inc.	.NY	.IA	AmeriChoice Corporation	Ownership	100.000	UnitedHealth Group Incorporated		
.0707	UnitedHealth Group Incorporated	.95103	56-1461010				UnitedHealthcare of North Carolina, Inc.	.NC	.IA	UnitedHealthcare, Inc.	Ownership	100.000	UnitedHealth Group Incorporated		
.0707	UnitedHealth Group Incorporated	.95186	31-1142815				UnitedHealthcare of Ohio, Inc.	.OH	.IA	United HealthCare Services, Inc.	Ownership	100.000	UnitedHealth Group Incorporated		
.0707	UnitedHealth Group Incorporated	.96903	33-0115166				UnitedHealthcare of Oklahoma, Inc.	.OK	.IA	United HealthCare Services, Inc.	Ownership	100.000	UnitedHealth Group Incorporated		
.0707	UnitedHealth Group Incorporated	.95893	93-0938819		0001225824		UnitedHealthcare of Oregon, Inc.	.OR	.IA	United HealthCare Services, Inc.	Ownership	100.000	UnitedHealth Group Incorporated		
.0707	UnitedHealth Group Incorporated	.95220	25-1756858				UnitedHealthcare of Pennsylvania, Inc.	.PA	.IA	Three Rivers Holdings, Inc.	Ownership	100.000	UnitedHealth Group Incorporated		
.0707	UnitedHealth Group Incorporated	.95765	95-3939697				UnitedHealthcare of Texas, Inc.	.TX	.IA	UnitedHealthcare, Inc.	Ownership	100.000	UnitedHealth Group Incorporated		
.0707	UnitedHealth Group Incorporated	.95025	52-1130183				UnitedHealthcare of the Mid-Atlantic, Inc.	.MD	.IA	UnitedHealthcare, Inc.	Ownership	100.000	UnitedHealth Group Incorporated		
.0707	UnitedHealth Group Incorporated	.95591	47-0676824				UnitedHealthcare of the Midlands, Inc.	.NE	.IA	UnitedHealthcare, Inc.	Ownership	100.000	UnitedHealth Group Incorporated		
.0707	UnitedHealth Group Incorporated	.96385	43-1361841				UnitedHealthcare of the Midwest, Inc.	.MO	.IA	UnitedHealthcare, Inc.	Ownership	100.000	UnitedHealth Group Incorporated		
.0707	UnitedHealth Group Incorporated	.95501	41-1488563				UnitedHealthcare of Utah, Inc.	.UT	.IA	UnitedHealthcare, Inc.	Ownership	100.000	UnitedHealth Group Incorporated		
.0707	UnitedHealth Group Incorporated	.48038	91-1312551		0001225843		UnitedHealthcare of Washington, Inc.	.WA	.IA	United HealthCare Services, Inc.	Ownership	100.000	UnitedHealth Group Incorporated		
.0707	UnitedHealth Group Incorporated	.95710	39-1555888				UnitedHealthcare of Wisconsin, Inc.	.WI	.IA	UnitedHealthcare, Inc.	Ownership	100.000	UnitedHealth Group Incorporated		
							UnitedHealthcare Plan of the River Valley, Inc.	.IL	.IA	River Valley, Inc.	Ownership	100.000	UnitedHealth Group Incorporated		
.0707	UnitedHealth Group Incorporated	.95378	36-3379945				UnitedHealthcare Service LLC	.DE	NIA	UnitedHealthcare Insurance Company	Ownership	100.000	UnitedHealth Group Incorporated		
		.00000	47-0854646				UnitedHealthcare Services Company of the River Valley, Inc.	.DE	NIA	UnitedHealthcare, Inc.	Ownership	100.000	UnitedHealth Group Incorporated		
		.00000	36-3355110				UnitedHealthcare Specialty Benefits, LLC	.ME	NIA	Specialty Benefits, LLC	Ownership	100.000	UnitedHealth Group Incorporated		
		.00000	01-0518346				UnitedHealthcare, Inc.	.DE	NIA	United HealthCare Services, Inc.	Ownership	100.000	UnitedHealth Group Incorporated		
		.00000	41-1922511				UpFront Insurance, Agency, LLC	.MN	NIA	Savvysherpa, LLC	Ownership	100.000	UnitedHealth Group Incorporated		
		.00000	26-4219191				Upland Outpatient Surgical Center, L.P.	.CA	NIA	NSC Upland, LLC	Ownership	80.000	UnitedHealth Group Incorporated		.38
		.00000	33-0812827				Urgent Care Holdings, Inc.	.DE	NIA	Optum Clinics Intermediate Holdings, Inc.	Ownership	100.000	UnitedHealth Group Incorporated		
		.00000	26-0382877		0001453198		Urgent Care MSO, LLC	.DE	NIA	Urgent Care Holdings, Inc.	Ownership	100.000	UnitedHealth Group Incorporated		
		.00000	26-3667220				Urology Associates of North Texas, P.L.L.C.	.TX	NIA	USMD Affiliated Services	Ownership	100.000	UnitedHealth Group Incorporated		
		.00000	75-2613230				USMD Administrative Services, L.L.C.	.TX	NIA	USMD Inc.	Ownership	100.000	UnitedHealth Group Incorporated		
		.00000	20-8048861				USMD Affiliated Services	.TX	NIA	USMD Inc.	Ownership	100.000	UnitedHealth Group Incorporated		
		.00000	27-2956222				USMD Holdings, Inc.	.DE	NIA	WellMed Medical Management, Inc.	Ownership	100.000	UnitedHealth Group Incorporated		
		.00000	27-2866866		0001507881		USMD Inc.	.TX	NIA	USMD Holdings, Inc.	Ownership	100.000	UnitedHealth Group Incorporated		
		.00000	20-8050318		0001404693		USMD PPM, LLC	.TX	NIA	USMD Inc.	Ownership	100.000	UnitedHealth Group Incorporated		
		.00000	35-2446102				Valley Hospital, L.L.C.	.WA	NIA	Surgery Center of Spokane, LLC	Ownership	50.000	UnitedHealth Group Incorporated		.1
		.00000	87-0757396				Valley Physicians Network, Inc.	.CA	NIA	PrimeCare Medical Network, Inc.	Ownership	100.000	UnitedHealth Group Incorporated		
		.00000					VERTA MANAGEMENT SERVICES, LLC	.DE	NIA	SCA-VERTA, LLC	Ownership	50.000	UnitedHealth Group Incorporated		.1
		.00000					Vida Tres Internacional S.A.	.CHL	NIA	Banmédica S.A.	Ownership	100.000	UnitedHealth Group Incorporated		

SCHEDULE Y
PART 1A - DETAIL OF INSURANCE HOLDING COMPANY SYSTEM

1	2	3	4	5	6	7	8	9	10	11	12	13	14	15	16
Group Code	Group Name	NAIC Company Code	ID Number	Federal RSSD	CIK	Name of Securities Exchange if Publicly Traded (U.S. or International)	Names of Parent, Subsidiaries Or Affiliates	Domi-ciliary Loca-tion	Relation-ship to Reporting Entity	Directly Controlled by (Name of Entity/Person)	Type of Control (Ownership, Board, Management, Attorney-in-Fact, Influence, Other)	If Control is Owner-ship Provide Percen-tage	Ultimate Controlling Entity(ies)/Person(s)	Is an SCA Filing Re-quired? (Y/N)	*
		.00000					Vida Tres Internacional S.A.CHL	NIA.....	Saden S.A.	Ownership.....	0.000	UnitedHealth Group Incorporated		
		.00000					Vidaintegra S.A.CHL	NIA.....	Banmédica S.A.	Ownership.....	100.000	UnitedHealth Group Incorporated		
		.00000					Vidaintegra S.A.CHL	NIA.....	Saden S.A.	Ownership.....	0.000	UnitedHealth Group Incorporated		
		.00000					Virtual Therapeutics CorporationDE	NIA.....	Savvysherpa, LLC	Ownership.....	.66.600	UnitedHealth Group Incorporated		2
		.00000	36-3469841				Wauwatosa Outpatient Surgery Center, LLCDE	NIA.....	Surgery Centers-West Holdings, LLC	Ownership.....	100.000	UnitedHealth Group Incorporated		
							Wauwatosa Surgery Center, Limited Partnership								
		.00000	36-3469839					.WI	NIA.....	Wauwatosa Outpatient Surgery Center, LLC ..	Ownership.....	51.000	UnitedHealth Group Incorporated		39
		.00000	20-5429310				Wayland Square Surgicare Acquisition, L.P. ..	.RI	NIA.....	Wayland Square Surgicare GP, Inc.	Ownership.....	59.000	UnitedHealth Group Incorporated		40
		.00000	75-2500274				Wayland Square Surgicare GP, Inc.RI	NIA.....	Surgery Center Holding, LLC	Ownership.....	100.000	UnitedHealth Group Incorporated		
		.00000	74-2797745				WellMed Medical Management of Florida, Inc.FL	NIA.....	WellMed Medical Management, Inc.	Ownership.....	100.000	UnitedHealth Group Incorporated		
		.00000	74-2786364				WellMed Medical Management, Inc.TX	NIA.....	Collaborative Care Holdings, LLC	Ownership.....	80.000	UnitedHealth Group Incorporated		2
		.00000	41-2250215				WellMed Networks – DFW, Inc.TX	NIA.....	WellMed Medical Management, Inc.	Ownership.....	50.000	UnitedHealth Group Incorporated		2
		.00000	27-2809113				West Coast Endoscopy Holdings, LLCDE	NIA.....	SCA Surgery Holdings, LLC	Ownership.....	100.000	UnitedHealth Group Incorporated		
							Western Connecticut Orthopedic Surgical Center, LLCCA	NIA.....	SCA-Western Connecticut, LLC	Ownership.....	58.990	UnitedHealth Group Incorporated		5
		.00000	45-0636596				WESTMED Practice Partners LLCDE	NIA.....	Collaborative Care Holdings, LLC	Ownership.....	100.000	UnitedHealth Group Incorporated		
		.00000					Wilmington ASC, LLCCA	NIA.....	SCA-Wilmington, LLC	Ownership.....	100.000	UnitedHealth Group Incorporated		
		.00000	46-5548304				Winchester Endoscopy, LLCIL	NIA.....	SCA-Winchester, LLC	Ownership.....	51.000	UnitedHealth Group Incorporated		1
		.00000	62-1587564				Winter Park, LLCTN	NIA.....	SCA-Winter Park, Inc.	Ownership.....	51.000	UnitedHealth Group Incorporated		1
		.00000	52-2102846		0001314524		XLHealth CorporationMD	UDP.....	United HealthCare Services, Inc.	Ownership.....	100.000	UnitedHealth Group Incorporated		
		.00000	98-1107695				XLHealth Corporation India Private LimitedIND	NIA.....	XLHealth Corporation	Ownership.....	100.000	UnitedHealth Group Incorporated		
							Your Health Options Insurance Services, Inc.								
		.00000	11-3764012					.CA	NIA.....	PrimeCare Medical Network, Inc.	Ownership.....	100.000	UnitedHealth Group Incorporated		

Asterisk	Explanation
1	TBD – Minority or additional shareholder information will be disclosed in a future reporting period.
2	The remaining percentage is owned by either: 1) non-affiliated entity(ies), 2) external shareholders, or 3) outside investors.
3	The remaining percentage is owned by Company Officers and/or Directors.
4	The remaining percentage is owned by the former controlling shareholders.
5	The remaining percentage is owned by individual physicians.
6	NSC Lancaster, LLC holds a 81.24% limited partnership interest and a 1% general partnership interest in Antelope Valley Surgery Center, L.P.
7	Surgery Center Holding, LLC holds a 51% general partnership interest and a 23.94% limited partnership interest in B.R.A.S.S. Partnership in Commendam
8	Bakersfield-SC, LLC holds a 25% general partnership interest and a 71% limited partnership interest in Bakersfield Physicians Plaza Surgical Center, L.P.
9	SCA-Citrus, Inc. holds a 52% general partnership interest and a 5% limited partnership interest in Citrus Regional Surgery Center, L.P.
10	SCA-Colorado Springs, LLC holds a 51% general partnership interest and a 44% limited partnership interest in Colorado Springs Surgery Center, Ltd.
11	Connecticut Surgical Center, LLC holds a 51% general partnership interest and a 14% limited partnership interest in Connecticut Surgery Center, Limited Partnership.
12	The remaining 0.353520% owned by external shareholders and 0.016254% owned by Treasury Shares.
13	SCA-Florence, LLC holds a 50% general partnership interest in Florence Surgery Center, L.P.
14	Gadsden Surgery Center, LLC holds a 51% general partnership interest and a 6.5% limited partnership interest in Gadsden Surgery Center, Ltd.
15	SCA-Northeast Georgia Health, LLC holds a 51% general partnership interest and a 35% limited partnership interest in Gainesville Surgery Center, L.P.
16	Surgery Centers-West Holdings, LLC holds a 71% limited partnership interest and a 1% general partnership interest in Golden Triangle Surgicenter, L.P.
17	Surgery Center of Vero Beach, Inc. holds a 40% general partnership interest and a 59% limited partnership interest in Indian River Surgery Center, Ltd.
18	Redlands Ambulatory Surgery Center holds a 51% general partnership interest and a 7.22% limited partnership interest in Inland Surgery Center, L.P. SC Affiliates also holds a 13.03% limited partnership interest in Inland Surgery Center, L.P.
19	Minority ownership is held by third party shareholders. Corporate name is Immobiliaria Santa Maria S.A.
20	Surgery Center of Louisville, LLC holds a 51% general partnership interest and a 14.4% limited partnership interest in Louisville S.C., Ltd.
21	SCA-Eugene, Inc. holds a 51% general partnership interest and a 41% limited partnership interest in McKenzie Surgery Center, L.P.
22	Mississippi Surgery Holdings, LLC holds a 41% general partnership interest and a 59% limited partnership interest in Mississippi Surgical Center Limited Partnership.
23	SCA-Mt. Pleasant, LLC holds a 51% general partnership interest and a 44.41% limited partnership interest in Mt. Pleasant Surgery Center, L.P.

STATEMENT AS OF JUNE 30, 2018 OF THE UnitedHealthcare Community Plan of Ohio, Inc.

Asterisk	Explanation
24	Northern Rockies Surgicenter, Inc. holds a 51% general partnership interest and a 4.25% limited partnership interest in Northern Rockies Surgery Center, L.P.
25	The remaining 2% is owned by external shareholders. Corporate secretarial services for this entity are the responsibility of the portfolio company.
26	Pomerado Outpatient Surgical Center, Inc. holds a 50.75% general partnership interest and 6% limited partnership interest in Pomerado Outpatient Surgical Center, L.P.
27	Currently undergoing a liquidation procedure.
28	Bakersfield Physicians Plaza Surgical Center, L.P. holds a 99% general partnership interest and Physicians Plaza Holdings, LLC holds a 1% limited partnership interest in Southwest Surgical Center of Bakersfield, L.P.
29	SCA-Merritt, LLC holds a 50.08% general partnership interest in Space Coast Surgery Center, Ltd.
30	SCA Stonegate Holdings, LLC holds a 52% general partnership interest in Stonegate Surgery Center, L.P.
31	SCA of Clarksville, Inc. holds a 51% general partnership interest and a 49% limited partnership interest in Surgery Center of Clarksville, L.P.
32	Surgery Center of Des Moines, LLC holds a 51% general partnership interest and a 14.85% limited partnership interest in Surgery Centers of Des Moines, Ltd., an IA Limited Partnership
33	SCA-South Jersey, LLC holds a 51% general partnership interest and a 19.95% limited partnership interest in Surgical Center of South Jersey, Limited Partnership. SC Affiliates, LLC also holds a 0.73% limited partnership interest in Surgical Center of South Jersey, Limited Partnership.
34	Surgicare of Minneapolis, LLC holds a 50% general partnership interest and a 30.5% limited partnership interest in Surgicare of Minneapolis, Ltd., a MN Limited Partnership
35	Surgery Center of Easton, LLC holds a 57% general partnership interest in The Surgery Center of Easton, L.P.
36	Muskogee Surgical Investors, LLC holds a 51% general partnership interest and a 17.5% limited partnership interest in Three Rivers Surgical Care, L.P.
37	The general partnership interest of 89.77% is held by United HealthCare Services, Inc. (UHS) and 10.23% is held by UnitedHealthcare, Inc. (UHC). UHS also holds 100% of the limited partnership interests. When combining general and limited partner interests, UHS owns 94.18% and UHC owns 5.83%.
38	NSC Upland, LLC holds an 80% general partnership interest and a 12.81% limited partnership interest in Upland Outpatient Surgical Center, L.P.
39	Wauwatosa Outpatient Surgery Center, LLC holds a 51% limited partnership interest in Wauwatosa Surgery Center, Limited Partnership.
40	Wayland Square Surgicare GP, Inc. holds a 40% general partnership interest and a 59% limited partnership interest in Wayland Square Surgicare Acquisition, L.P.

SUPPLEMENTAL EXHIBITS AND SCHEDULES INTERROGATORIES

The following supplemental reports are required to be filed as part of your statement filing. However, in the event that your company does not transact the type of business for which the special report must be filed, your response of NO to the specific interrogatory will be accepted in lieu of filing a "NONE" report and a bar code will be printed below. If the supplement is required of your company but is not being filed for whatever reason enter SEE EXPLANATION and provide an explanation following the interrogatory questions.

Response

1. Will the Medicare Part D Coverage Supplement be filed with the state of domicile and the NAIC with this statement?

NO

Explanation:

1.

Bar Code:

1. Medicare Part D Coverage Supplement [Document Identifier 365]



NONE

SCHEDULE A - VERIFICATION

Real Estate

	1 Year to Date	2 Prior Year Ended December 31
1. Book/adjusted carrying value, December 31 of prior year		
2. Cost of acquired:		
2.1 Actual cost at time of acquisition		
2.2 Additional investment made after acquisition		
3. Current year change in encumbrances		
4. Total gain (loss) on disposals		
5. Deduct amounts received on disposals		
6. Total foreign exchange change in book/adjusted carrying value		
7. Deduct current year's other than temporary impairment recognized		
8. Deduct current year's depreciation		
9. Book/adjusted carrying value at the end of current period (Lines 1+2+3+4-5+6-7-8)		
10. Deduct total nonadmitted amounts		
11. Statement value at end of current period (Line 9 minus Line 10)		

SCHEDULE B - VERIFICATION

Mortgage Loans

	1 Year to Date	2 Prior Year Ended December 31
1. Book value/recorded investment excluding accrued interest, December 31 of prior year		
2. Cost of acquired:		
2.1 Actual cost at time of acquisition		
2.2 Additional investment made after acquisition		
3. Capitalized deferred interest and other		
4. Accrual of discount		
5. Unrealized valuation increase (decrease)		
6. Total gain (loss) on disposals		
7. Deduct amounts received on disposals		
8. Deduct amortization of premium and mortgage interest paid and commitment fees		
9. Total foreign exchange change in book value/recorded investment excluding accrued interest		
10. Deduct current year's other than temporary impairment recognized		
11. Book value/recorded investment excluding accrued interest at end of current period (Lines 1+2+3+4+5+6-7-8+9-10)		
12. Total valuation allowance		
13. Subtotal (Line 11 plus Line 12)		
14. Deduct total nonadmitted amounts		
15. Statement value at end of current period (Line 13 minus Line 14)		

SCHEDULE BA - VERIFICATION

Other Long-Term Invested Assets

	1 Year to Date	2 Prior Year Ended December 31
1. Book/adjusted carrying value, December 31 of prior year		
2. Cost of acquired:		
2.1 Actual cost at time of acquisition		
2.2 Additional investment made after acquisition		
3. Capitalized deferred interest and other		
4. Accrual of discount		
5. Unrealized valuation increase (decrease)		
6. Total gain (loss) on disposals		
7. Deduct amounts received on disposals		
8. Deduct amortization of premium and depreciation		
9. Total foreign exchange change in book/adjusted carrying value		
10. Deduct current year's other than temporary impairment recognized		
11. Book/adjusted carrying value at end of current period (Lines 1+2+3+4+5+6-7-8+9-10)		
12. Deduct total nonadmitted amounts		
13. Statement value at end of current period (Line 11 minus Line 12)		

SCHEDULE D - VERIFICATION

Bonds and Stocks

	1 Year to Date	2 Prior Year Ended December 31
1. Book/adjusted carrying value of bonds and stocks, December 31 of prior year	291,940,871	291,492,702
2. Cost of bonds and stocks acquired	77,853,908	69,573,331
3. Accrual of discount	43,476	49,677
4. Unrealized valuation increase (decrease)	0	0
5. Total gain (loss) on disposals	(141,514)	33,320
6. Deduct consideration for bonds and stocks disposed of	40,424,339	65,283,817
7. Deduct amortization of premium	1,705,686	3,924,342
8. Total foreign exchange change in book/adjusted carrying value	0	0
9. Deduct current year's other than temporary impairment recognized	10,141	0
10. Total investment income recognized as a result of prepayment penalties and/or acceleration fees	0	0
11. Book/adjusted carrying value at end of current period (Lines 1+2+3+4+5-6-7+8-9+10)	327,556,575	291,940,871
12. Deduct total nonadmitted amounts	0	0
13. Statement value at end of current period (Line 11 minus Line 12)	327,556,575	291,940,871

SCHEDULE D - PART 1B

Showing the Acquisitions, Dispositions and Non-Trading Activity
During the Current Quarter for all Bonds and Preferred Stock by NAIC Designation

NAIC Designation	1 Book/Adjusted Carrying Value Beginning of Current Quarter	2 Acquisitions During Current Quarter	3 Dispositions During Current Quarter	4 Non-Trading Activity During Current Quarter	5 Book/Adjusted Carrying Value End of First Quarter	6 Book/Adjusted Carrying Value End of Second Quarter	7 Book/Adjusted Carrying Value End of Third Quarter	8 Book/Adjusted Carrying Value December 31 Prior Year
BONDS								
1. NAIC 1 (a)	268,085,986	72,480,734	49,514,039	(485,037)	268,085,986	290,567,644	0	269,502,163
2. NAIC 2 (a)	42,895,459	6,533,681	1,992,903	(284,242)	42,895,459	47,151,995	0	39,011,833
3. NAIC 3 (a)	0	0	0	0	0	0	0	0
4. NAIC 4 (a)	0	0	0	0	0	0	0	0
5. NAIC 5 (a)	0	0	0	0	0	0	0	0
6. NAIC 6 (a)	0	0	0	0	0	0	0	0
7. Total Bonds	310,981,445	79,014,415	51,506,942	(769,279)	310,981,445	337,719,639	0	308,513,996
PREFERRED STOCK								
8. NAIC 1	0	0	0	0	0	0	0	0
9. NAIC 2	0	0	0	0	0	0	0	0
10. NAIC 3	0	0	0	0	0	0	0	0
11. NAIC 4	0	0	0	0	0	0	0	0
12. NAIC 5	0	0	0	0	0	0	0	0
13. NAIC 6	0	0	0	0	0	0	0	0
14. Total Preferred Stock	0	0	0	0	0	0	0	0
15. Total Bonds and Preferred Stock	310,981,445	79,014,415	51,506,942	(769,279)	310,981,445	337,719,639	0	308,513,996

(a) Book/Adjusted Carrying Value column for the end of the current reporting period includes the following amount of short-term and cash equivalent bonds by NAIC designation:
NAIC 1 \$10,163,064 ; NAIC 2 \$0 ; NAIC 3 \$0 NAIC 4 \$0 ; NAIC 5 \$0 ; NAIC 6 \$0

SCHEDULE DA - PART 1

Short-Term Investments

	1	2	3	4	5
	Book/Adjusted Carrying Value	Par Value	Actual Cost	Interest Collected Year-to-Date	Paid for Accrued Interest Year-to-Date
9199999 Totals	10,163,064	xxx	10,163,064	87,274	0

SCHEDULE DA - VERIFICATION

Short-Term Investments

	1	2
	Year To Date	Prior Year Ended December 31
1. Book/adjusted carrying value, December 31 of prior year	11,076,500	84,503,386
2. Cost of short-term investments acquired	87,274	1,770,907,142
3. Accrual of discount	0	0
4. Unrealized valuation increase (decrease)	0	0
5. Total gain (loss) on disposals	135	0
6. Deduct consideration received on disposals	1,000,673	1,844,332,618
7. Deduct amortization of premium	173	1,410
8. Total foreign exchange change in book/adjusted carrying value	0	0
9. Deduct current year's other than temporary impairment recognized	0	0
10. Book/adjusted carrying value at end of current period (Lines 1+2+3+4+5-6-7+8-9)	10,163,063	11,076,500
11. Deduct total nonadmitted amounts	0	0
12. Statement value at end of current period (Line 10 minus Line 11)	10,163,063	11,076,500

Schedule DB - Part A - Verification - Options, Caps, Floors, Collars, Swaps and Forwards
N O N E

Schedule DB - Part B - Verification - Futures Contracts
N O N E

Schedule DB - Part C - Section 1 - Replication (Synthetic Asset) Transactions (RSATs) Open
N O N E

Schedule DB-Part C-Section 2-Reconciliation of Replication (Synthetic Asset) Transactions Open
N O N E

Schedule DB - Verification - Book/Adjusted Carrying Value, Fair Value and Potential Exposure of
Derivatives
N O N E

SCHEDULE E - PART 2 - VERIFICATION

(Cash Equivalents)

	1	2
	Year To Date	Prior Year Ended December 31
1. Book/adjusted carrying value, December 31 of prior year	114,636,468	1,869,843
2. Cost of cash equivalents acquired	1,041,781,564	128,773,233
3. Accrual of discount	29,125	14,841
4. Unrealized valuation increase (decrease)	1,009	0
5. Total gain (loss) on disposals	(95)	81
6. Deduct consideration received on disposals	1,045,706,248	16,018,342
7. Deduct amortization of premium	0	3,188
8. Total foreign exchange change in book/adjusted carrying value	0	0
9. Deduct current year's other than temporary impairment recognized	0	0
10. Book/adjusted carrying value at end of current period (Lines 1+2+3+4+5-6-7+8-9)	110,741,823	114,636,468
11. Deduct total nonadmitted amounts	0	0
12. Statement value at end of current period (Line 10 minus Line 11)	110,741,823	114,636,468

Schedule A - Part 2 - Real Estate Acquired and Additions Made
N O N E

Schedule A - Part 3 - Real Estate Disposed
N O N E

Schedule B - Part 2 - Mortgage Loans Acquired and Additions Made
N O N E

Schedule B - Part 3 - Mortgage Loans Disposed, Transferred or Repaid
N O N E

Schedule BA - Part 2 - Other Long-Term Invested Assets Acquired and Additions Made
N O N E

Schedule BA - Part 3 - Other Long-Term Invested Assets Disposed, Transferred or Repaid
N O N E

STATEMENT AS OF JUNE 30, 2018 OF THE UnitedHealthcare Community Plan of Ohio, Inc.

SCHEDULE D - PART 3

Show All Long-Term Bonds and Stock Acquired During the Current Quarter

1	2	3	4	5	6	7	8	9	10
CUSIP Identification	Description	Foreign	Date Acquired	Name of Vendor	Number of Shares of Stock	Actual Cost	Par Value	Paid for Accrued Interest and Dividends	NAIC Designation or Market Indicator (a)
3137F4-J7-8	FHLMC FHR 4775 HB RMBS 3.500% 05/15/45		.05/16/2018	Goldman Sachs		1,234,819	1,235,591	2,403	1
912828-3W-8	US Treasury Note 2.750% 02/15/28		.04/30/2018	Various		3,610,386	3,680,000	20,310	1
0599999. Subtotal - Bonds - U.S. Governments						4,845,205	4,915,591	22,713	XXX
01757L-DW-3	ALLEN CNTY OH HO Rev bond Call 1.640% 06/01/34		.04/17/2018	Morgan Stanley		500,000	500,000	332	1FE
3132XC-R3-1	FHLMC Pool 667706 MBS 3.500% 12/01/47		.05/02/2018	Credit Suisse		1,481,563	1,487,140	289	1
3132XC-RW-7	FHLMC Pool 667701 MBS 3.000% 10/01/46		.06/08/2018	Goldman Sachs		1,930,637	1,999,689	1,666	1
3140H1-WJ-5	FNMA Pool BJ0648 MBS 3.500% 03/01/48		.04/06/2018	Nomura Securities		669,087	668,095	714	1
3140J7-6B-6	FNMA Pool BM3565 MBS 3.000% 10/01/47		.05/02/2018	RBC Capital Markets		1,918,215	1,984,253	331	1
709221-VE-2	PENNSYLVANIA ST Rev Bond Cont Call 5.250% 12/01/44		.05/17/2018	Jefferies and Company		1,045,403	890,000	0	1FE
3199999. Subtotal - Bonds - U.S. Special Revenues						7,544,905	7,529,177	3,332	XXX
00108W-AG-5	AEP TEXAS Corp Note Call Prv Plc 3.950% 06/01/28		.05/14/2018	Mitsubishi Bank LTD		473,433	475,000	0	2FE
02004V-AC-7	ALLY AUTO RECEIVABLES TRUST ALLYA 18-2 A3 2.920% 11/15/22		.04/24/2018	Merrill Lynch		969,824	970,000	0	1FE
02005A-GU-6	ALLY MASTER OWNE AMOT 2018-2 A ABS 3.290% 05/15/23		.05/22/2018	CitiGroup		984,991	985,000	0	1FE
025816-BU-2	AMERICAN EXPRESS Corp Note Call 3.375% 05/17/21		.05/14/2018	Barclays Group Inc.		649,890	650,000	0	1FE
03330A-AA-0	ANCHORAGE CAPITAL CLO LTD ANCHC 2014-3RA A CLO Prv Plc 3.413% 01/28/31		.05/04/2018	JP Morgan Chase		870,870	870,000	660	1FE
035242-AL-0	ABIBB-CALL04/18 Corp Note Call MW 3.300% 02/01/23		.05/24/2018	Goldman Sachs		421,141	425,000	4,597	2FE
05564U-AM-2	BMW FLOORPLAN MA BMWFT 2018-1 A1 ABS Prv Plc 3.150% 05/15/23		.06/06/2018	Mitsubishi Bank LTD		469,893	470,000	0	1FE
05565E-AU-9	BMW US CAP LLC Corp Note MW Prv Plc 3.100% 04/12/21		.04/05/2018	CitiGroup		89,946	90,000	0	1FE
06051G-HH-5	BANK OF AMER CRP Corp Note Call 3.499% 05/17/22		.05/14/2018	Merrill Lynch		650,000	650,000	0	1FE
06406R-AG-2	BANK OF NY MELLO Corp Note Non Call 3.500% 04/28/23		.05/24/2018	BNP Paribar Securities Corp		200,284	200,000	564	1FE
08180X-AN-2	BENEFIT STREET PARTNERS CLO BSP 2015-BA A1AR CLO Prv Plc 3.459% 01/20/31		.06/06/2018	JP Morgan Chase		505,253	505,000	2,620	1FE
12591K-AD-7	COMM MORTGAGE TR COMM 2013-CR12 A3 CMBS 3.765% 10/10/46		.05/09/2018	Credit Suisse		1,011,992	1,000,000	1,046	1FM
12652V-AC-1	CNH 2018-A B CNH 2018-A A3 ABS 3.120% 07/17/23		.05/16/2018	CitiGroup		954,795	955,000	0	1FE
14913Q-2L-2	CATERPILLAR FINL Corp Note MW 3.450% 05/15/23		.05/09/2018	Merrill Lynch		649,558	650,000	0	1FE
165183-BG-8	Chesapeake Fundi CFII 2018-1A A1 ABS Prv Plc 3.040% 04/15/30		.04/11/2018	Merrill Lynch		1,649,948	1,650,000	0	1FE
172967-LW-9	CITIGROUP INC Corp Note Call 4.075% 04/23/29		.04/16/2018	CitiGroup		390,000	390,000	0	2FE
172967-LZ-2	CITIGROUP INC Corp Note Call MW 4.044% 06/01/24		.05/15/2018	CitiGroup		400,000	400,000	0	2FE
26245W-AC-5	DRYDEN SENIOR LOAN FUND DRSLF 2018-55A A1 Prv Plc 3.375% 04/15/31		.05/09/2018	CitiGroup		475,000	475,000	0	1FE
29278N-AC-7	ENERGY TRANSFER Corp Note Call MW 4.200% 09/15/23		.06/05/2018	Mizuho Investor Sec Co		189,859	190,000	0	2FE
31620M-AK-2	FIS-CALL06/18 Corp Note Call MW 3.500% 04/15/23		.05/24/2018	Stifel Nicolaus & Co.		247,418	250,000	1,069	2FE
361448-BC-6	GMT-CALL06/18 Corp Note Call MW 4.550% 11/07/28		.05/03/2018	CitiGroup		650,000	650,000	0	2FE
36252T-AS-4	GS MORTGAGE SECU GSMS 2016-GS2 AAB CMBS 2.922% 05/10/49		.05/04/2018	SG Cowen and Company		973,789	1,000,000	568	1FM
36255K-AD-3	GM Financial Aut GMAIT 2018-2 A3 ABS 3.060% 06/21/21		.06/19/2018	Barclays Group Inc.		699,960	700,000	0	1FE
36955Q-BD-9	GENERAL DYNAMICS Corp Note Call MW 3.375% 05/15/23		.05/08/2018	RBC Capital Markets		199,232	200,000	0	1FE
38141G-WJ-4	GOLDMAN SACHS GP Corp Note Non Call 3.080% 02/23/23		.06/04/2018	Goldman Sachs		489,441	490,000	587	1FE
43814U-AG-4	Honda Auto Recei HAROT 2018-2 A3 ABS 3.010% 05/18/22		.05/22/2018	Barclays Group Inc.		984,979	985,000	0	1FE
44644A-AD-9	HUNTINGTON NATL Corp Note Call 3.250% 05/14/21		.05/08/2018	Morgan Stanley		419,051	420,000	0	1FE
44935Q-AD-2	Hyundai Auto Lea HALST 2018-B A3 ABS Prv Plc 3.040% 10/15/21		.06/05/2018	CitiGroup		999,848	1,000,000	0	1FE
46849L-TB-7	JACKSON NAT LIFE Corp Note Non Call Prv Plc 3.300% 06/11/21		.06/06/2018	Goldman Sachs		1,297,868	1,300,000	0	1FE
49327M-2W-3	KEY BANK NA Corp Note Non Call 3.350% 06/15/21		.06/06/2018	Pershing		439,938	440,000	0	1FE
49455Q-BM-7	KINDER MORGAN EN Corp Note Call MW 30BP 3.450% 02/15/23		.05/18/2018	Pershing		194,856	200,000	1,859	2FE
50077L-AS-5	KRAFT HEINZ FOOD Corp Note Call MW 4.000% 06/15/23		.06/04/2018	Barclays Group Inc.		469,074	470,000	0	2FE
58768U-AK-9	MERCEDES-BENZ MA MBMOT 2018-BA A ABS PRV PLC 2.413% 05/15/23		.05/08/2018	CitiGroup		890,000	890,000	0	1FE
58524Q-AA-3	MID-ATLANTIC INT Corp Note Non Call Prv Plc 4.100% 05/15/28		.05/07/2018	CitiGroup		104,974	105,000	0	2FE
61746B-DJ-2	MORGAN STANLEY Corp Note MW 3.750% 02/25/23		.05/24/2018	CitiGroup		501,940	500,000	4,896	1FE
69335P-CV-5	PFS FINANCING CO PFSFC 2018-D A ABS Prv Plc 3.190% 04/17/23		.04/11/2018	CitiGroup		1,349,935	1,350,000	0	1FE
69353R-FL-7	PNC BANK NA Corp Note Call 3.500% 06/08/23		.06/05/2018	JP Morgan Chase		649,259	650,000	0	1FE
69371R-P2-6	PACCAR FINL CORP Corp Note Non Call 3.100% 05/10/21		.05/07/2018	Merrill Lynch		664,827	665,000	0	1FE
709599-BB-9	PENSKE TRUCK LE Corp Note Call MW Prv Plc 3.900% 02/01/24		.05/07/2018	Merrill Lynch		648,674	650,000	0	2FE
86765B-AN-9	SUNOCO LOGISTICS Corp Note Call MW 4.250% 04/01/24		.06/12/2018	Goldman Sachs		192,935	195,000	1,681	2FE
883556-BC-5	THERMO FISHER Corp Note Call MW 3.150% 01/15/23		.05/24/2018	CitiGroup		294,033	300,000	3,518	2FE
891906-AE-9	TOTAL SYSTEM SVC Corp Note Call MW 4.000% 06/01/23		.05/09/2018	Merrill Lynch		279,765	280,000	0	2FE
89236T-EU-5	TOYOTA MTR CRED Corp Note Non Call 2.950% 04/13/21		.04/10/2018	JP Morgan Chase		524,790	525,000	0	1FE
96950F-AL-8	WILLIAMS PARTNER Corp Note Call MW 4.500% 11/15/23		.05/25/2018	SG Cowen and Company		255,195	250,000	469	2FE
67077M-AL-2	NUTRIEN LTD Corp Note Call MW 3.375% 03/15/25	A	.04/10/2018	Tax Free Exchange		247,575	255,000	598	2FE
89114Q-BZ-0	TORONTO DOM BANK Corp Note Non Call 3.250% 06/11/21	A	.06/05/2018	Toronto Dominion Sec		649,708	650,000	0	1FE
00507U-AF-8	ACTAVIS FUNDING Corp Note Call MW 3.850% 06/15/24	D	.05/18/2018	Goldman Sachs		242,603	250,000	4,198	2FE
06738E-BB-0	BARCLAYS PLC Corp Note Call MW 4.338% 05/16/24	D	.05/09/2018	Barclays Group Inc.		245,000	245,000	0	2FE
14315L-AA-2	Carlyle Gbl Mrkt Strat CGMS 2014-3RA A1A CLO Prv Plc 3.416% 07/27/31	D	.05/23/2018	CitiGroup		1,000,000	1,000,000	0	1FE
23636A-AP-6	DANSKE BANK A/S Corp Note Non Call Prv Plc 3.875% 09/12/23	D	.06/05/2018	Merrill Lynch		647,647	650,000	0	1FE
25243Y-AY-5	DIAGEO CAP PLC Corp Note Call MW 3.500% 09/18/23	D	.05/15/2018	Barclays Group Inc.		648,551	650,000	0	1FE
40428Q-BS-7	HSBC HOLDINGS Corp Note Call 3.950% 05/18/24	D	.05/10/2018	JP Morgan Chase		245,000	245,000	0	1FE

SCHEDULE D - PART 3

Show All Long-Term Bonds and Stock Acquired During the Current Quarter

1	2		3	4	5	6	7	8	9	10
CUSIP Identification	Description		Foreign	Date Acquired	Name of Vendor	Number of Shares of Stock	Actual Cost	Par Value	Paid for Accrued Interest and Dividends	NAIC Designation or Market Indicator (a)
53944V-AP-4	LLOYDS BANK PLC Corp Note Non Call	3.300% 05/07/21	D.....	.05/01/2018	Morgan Stanley		524,360	525,0000	1FE.....
80283L-AU-7	SANTANDER UK PLC Corp Note Non Call	2.941% 06/01/21	D.....	.05/23/2018	CitiGroup		600,000	600,0000	1FE.....
82481L-AC-3	SHIRE ACO INV IE Corp Note Call MW	2.875% 09/23/23	D.....	.05/24/2018	Wachovia Bank		329,501	350,0001,845	2FE.....
86562M-AX-8	SUMITOMO MITSUI Corp Note Non Call	3.102% 01/17/23	D.....	.05/24/2018	JP Morgan Chase		293,292	300,0003,412	1FE.....
3899999. Subtotal - Bonds - Industrial and Miscellaneous (Unaffiliated)							32,101,695	32,185,000	34,187	XXX
8399997. Total - Bonds - Part 3							44,491,805	44,629,768	60,232	XXX
8399998. Total - Bonds - Part 5							XXX	XXX	XXX	XXX
8399999. Total - Bonds							44,491,805	44,629,768	60,232	XXX
8999997. Total - Preferred Stocks - Part 3							0	XXX	0	XXX
8999998. Total - Preferred Stocks - Part 5							XXX	XXX	XXX	XXX
8999999. Total - Preferred Stocks							0	XXX	0	XXX
9799997. Total - Common Stocks - Part 3							0	XXX	0	XXX
9799998. Total - Common Stocks - Part 5							XXX	XXX	XXX	XXX
9799999. Total - Common Stocks							0	XXX	0	XXX
9899999. Total - Preferred and Common Stocks							0	XXX	0	XXX
9999999 - Totals							44,491,805	XXX	60,232	XXX

(a) For all common stock bearing the NAIC market indicator "U" provide: the number of such issues0

STATEMENT AS OF JUNE 30, 2018 OF THE UnitedHealthcare Community Plan of Ohio, Inc.

SCHEDULE D - PART 4

Show All Long-Term Bonds and Stock Sold, Redeemed or Otherwise Disposed of During the Current Quarter

1	2	3	4	5	6	7	8	9	10	Change In Book/Adjusted Carrying Value					16	17	18	19	20	21	22
										11	12	13	14	15							
CUSIP Ident-ification	Description	For-ign	Disposal Date	Name of Purchaser	Number of Shares of Stock	Consid-eration	Par Value	Actual Cost	Prior Year Book/ Adjusted Carrying Value	Unrealized Valuation Increase/ (Decrease)	Current Year's (Amor-tization)/ Accretion	Current Year's Other Than Temporary Impairment Recogn-ized	Total Change in Book/ Adjusted Carrying Value (11 + 12 - 13)	Total Foreign Exchange Change in Book /Adjusted Carrying Value	Book/ Adjusted Carrying Value at Disposal Date	Foreign Exchange Gain (Loss) on Disposal	Realized Gain (Loss) on Disposal	Total Gain (Loss) on Disposal	Bond Interest/ Stock Dividends Received During Year	Stated Con-tractual Maturity Date	NAIC Desig-nation or Market In-dicator (a)
3136B1-FP-4	FNMA FNMA 2018-14 PA CMBS 3.500% 04/25/47		06/01/2018	Paydown		15,984	15,984	16,208	.0	.0	(225)	.0	(225)	.0	15,984	.0	.0	.0	142	04/25/2047	1
3137F4-J7-8	FHLMC FHR 4775 HB RMBS 3.500% 05/15/45		06/01/2018	Paydown		7,881	7,881	7,876	.0	.0	.5	.0	.5	.0	7,881	.0	.0	.0	23	05/15/2045	1FE
3137FE-SL-5			06/01/2018	Paydown		12,532	12,532	12,726	.0	.0	(194)	.0	(194)	.0	12,532	.0	.0	.0	111	02/15/2047	1
3620A5-A8-2	GNMA Pool 719231 MBS 4.500% 07/15/40		06/01/2018	Paydown		3,819	3,819	4,046	.0	.0	(227)	.0	(227)	.0	3,819	.0	.0	.0	76	07/15/2040	1
3620A9-PQ-8	GNMA Pool 723231 MBS 4.000% 10/15/39		06/01/2018	Paydown		7,642	7,642	8,184	.0	.0	(512)	.0	(512)	.0	7,642	.0	.0	.0	128	10/15/2039	1
3620AP-KC-8	GNMA Pool 735691 MBS 4.500% 04/15/40		06/01/2018	Paydown		7,193	7,193	7,648	.0	.0	(455)	.0	(455)	.0	7,193	.0	.0	.0	119	04/15/2040	1
3620AR-YR-6	GNMA Pool 737920 MBS 4.500% 01/15/41		06/01/2018	Paydown		5,098	5,098	5,436	.0	.0	(322)	.0	(322)	.0	5,098	.0	.0	.0	84	01/15/2041	1
912828-3W-8	US Treasury Note 2.750% 02/15/28		06/08/2018	RBC Capital Markets		590,930	600,000	586,477	.0	.0	157	.0	157	.0	586,634	.0	4,296	4,296	5,287	02/15/2028	1
0599999	Subtotal - Bonds - U.S. Governments					651,079	660,149	648,635	25,269	0	(1,773)	0	(1,773)	0	646,783	0	4,296	4,296	5,970	XXX	XXX
13063B-SF-5	CALIFORNIA ST GO Cont Call 5.000% 10/01/25		04/16/2018	Call	100.0000	300,000	300,000	342,726	302,233	.0	(2,233)	.0	(2,233)	.0	300,000	.0	.0	.0	8,125	10/01/2025	1FE
97705L-4D-6	WISCONSIN ST GO Non Call 5.000% 05/01/18		05/01/2018	Maturity		1,500,000	1,500,000	1,743,735	1,519,541	.0	(19,541)	.0	(19,541)	.0	1,500,000	.0	.0	.0	37,500	05/01/2018	1FE
1799999	Subtotal - Bonds - U.S. States, Territories and Possessions					1,800,000	1,800,000	2,086,461	1,821,774	0	(21,774)	0	(21,774)	0	1,800,000	0	0	0	45,625	XXX	XXX
01757L-DW-3	ALLEN CNTY OH HO Rev bond Call 1.640% 01/15/44		06/11/2018	Morgan Stanley		600,000	600,000	600,000	.0	.0	.0	.0	.0	.0	600,000	.0	.0	.0	2,744	06/01/2034	1FE
01757L-DW-3	ALLEN CNTY OH HO Rev bond Call 1.640% 06/01/34		06/01/2018	Call	100.0000	100,000	100,000	100,000	.0	.0	.0	.0	.0	.0	100,000	.0	.0	.0	431	06/01/2034	1FE
160853-LL-9	CHARLOTTE-MECKLE Rev Bond Call 1.540% 01/15/44		04/13/2018	National Financial Services Co		1,000,000	1,000,000	1,000,000	1,000,000	.0	.0	.0	.0	.0	1,000,000	.0	.0	.0	4,320	01/15/2044	1FE
3128MJ-VZ-0	FHLMC Pool G08631 MBS 3.000% 03/01/45		06/01/2018	Paydown		13,417	13,417	13,708	.0	.0	(279)	.0	(279)	.0	13,417	.0	.0	.0	171	03/01/2045	1
3128PR-LN-7	FHLMC Pool J12133 MBS 4.000% 05/01/25		06/01/2018	Paydown		20,099	20,099	21,044	.0	.0	(610)	.0	(610)	.0	20,099	.0	.0	.0	349	05/01/2025	1
31292L-YA-7	FHLMC Pool Q04305 MBS 3.000% 11/01/42		06/01/2018	Paydown		1,235	1,235	1,288	.0	.0	(49)	.0	(49)	.0	1,235	.0	.0	.0	15	11/01/2042	1
31307U-S5-3	FHLMC Pool J38057 MBS 3.000% 12/01/32		04/16/2018	RBC Capital Markets		1,788,434	1,796,575	1,787,943	.0	.0	27	.0	27	.0	1,787,969	.0	465	465	11,378	12/01/2032	1
31307U-S5-3	FHLMC Pool J38057 MBS 3.000% 12/01/32		04/01/2018	Paydown		31,568	31,416	31,568	.0	.0	152	.0	152	.0	31,568	.0	.0	.0	158	12/01/2032	1
31307V-EY-8	FHLMC Pool J38251 MBS 3.000% 01/01/33		06/01/2018	Paydown		79,875	79,875	79,492	.0	.0	384	.0	384	.0	79,875	.0	.0	.0	660	01/01/2033	1
3132HQ-DB-5	FHLMC Pool Q13698 MBS 3.000% 12/01/42		06/01/2018	Paydown		1,073	1,124	1,120	.0	.0	(47)	.0	(47)	.0	1,073	.0	.0	.0	13	12/01/2042	1
3132HQ-M4-1	FHLMC Pool Q13979 MBS 3.000% 12/01/42		06/01/2018	Paydown		623	623	652	.0	.0	(27)	.0	(27)	.0	623	.0	.0	.0	8	12/01/2042	1
3132JA-PW-9	FHLMC Pool Q19036 MBS 3.500% 06/01/43		06/01/2018	Paydown		5,608	5,608	5,813	.0	.0	(198)	.0	(198)	.0	5,608	.0	.0	.0	76	06/01/2043	1
3132OL-AJ-2	FHLMC Pool Q30008 MBS 3.500% 12/01/44		06/01/2018	Paydown		48,352	48,352	50,399	.0	.0	(1,972)	.0	(1,972)	.0	48,352	.0	.0	.0	703	12/01/2044	1
3132QM-QF-1	FHLMC Pool Q31353 MBS 3.500% 02/01/45		06/01/2018	Paydown		167,466	167,466	175,552	.0	.0	(7,777)	.0	(7,777)	.0	167,466	.0	.0	.0	2,858	02/01/2045	1
3132QQ-TV-4	FHLMC Pool Q34163 MBS 3.500% 06/01/45		06/01/2018	Paydown		17,136	17,136	17,748	.0	.0	(596)	.0	(596)	.0	17,136	.0	.0	.0	226	06/01/2045	1
3132QR-TW-0	FHLMC Pool Q35064 MBS 3.500% 08/01/45		06/01/2018	Paydown		1,321	1,321	1,377	.0	.0	(55)	.0	(55)	.0	1,321	.0	.0	.0	19	08/01/2045	1
3132XC-R3-1	FHLMC Pool G67706 MBS 3.500% 12/01/47		06/01/2018	Paydown		10,614	10,614	10,574	.0	.0	40	.0	40	.0	10,614	.0	.0	.0	31	12/01/2047	1
3136AN-GF-8	FNMA FNR 2015-22 HT RMBS 3.000% 04/25/45		06/01/2018	Paydown		14,098	14,098	14,678	.0	.0	(369)	.0	(369)	.0	14,098	.0	.0	.0	178	04/25/2045	1
3137BG-QJ-1	FHLMC FHR 4456 RMBS 3.500% 05/15/44		06/01/2018	Paydown		16,284	16,284	17,403	.0	.0	(685)	.0	(685)	.0	16,284	.0	.0	.0	236	05/15/2044	1
3137BH-YG-6	FHLMC FHR 4477 RMBS 3.500% 07/15/44		06/01/2018	Paydown		40,551	40,551	43,009	.0	.0	(1,519)	.0	(1,519)	.0	40,551	.0	.0	.0	598	07/15/2044	1
3137BP-VH-8	FHLMC FHMS K152 A1 CMBS 2.830% 05/25/30		06/01/2018	Paydown		2,282	2,282	2,328	.0	.0	(37)	.0	(37)	.0	2,282	.0	.0	.0	27	05/25/2030	1
3137FA-MT-2	FHLMC FHR 4709 EA CMBS 3.000% 01/15/46		06/01/2018	Paydown		19,268	19,268	19,174	.0	.0	93	.0	93	.0	19,268	.0	.0	.0	146	01/15/2046	1
3138A2-BQ-1	FNMA Pool AH0946 MBS 4.000% 12/01/40		06/01/2018	Paydown		747	747	785	.0	.0	(36)	.0	(36)	.0	747	.0	.0	.0	12	12/01/2040	1
3138A7-F6-0	FNMA Pool AH5588 MBS 5.000% 02/01/41		06/01/2018	Paydown		67,884	67,884	74,375	.0	.0	(6,158)	.0	(6,158)	.0	67,884	.0	.0	.0	1,482	02/01/2041	1
3138AS-SB-6	FNMA Pool AJ1693 MBS 4.500% 09/01/41		06/01/2018	Paydown		14,066	14,066	15,125	.0	.0	(1,059)	.0	(1,059)	.0	14,066	.0	.0	.0	222	09/01/2041	1
3138AV-EN-9	FNMA Pool AJ4640 MBS 4.000% 10/01/41		06/01/2018	Paydown		251	251	265	.0	.0	(13)	.0	(13)	.0	251	.0	.0	.0	4	10/01/2041	1
3138EH-SV-2	FNMA Pool AL1711 MBS 4.500% 08/01/41		06/01/2018	Paydown		28,757	28,757	30,874	.0	.0	(2,001)	.0	(2,001)	.0	28,757	.0	.0	.0	543	08/01/2041	1
3138EH-FB-3	FNMA Pool AL1061 MBS 4.000% 02/01/41		06/01/2018	Paydown		4,312	4,312	4,540	.0	.0	(213)	.0	(213)	.0	4,312	.0	.0	.0	72	02/01/2041	1
3138EJ-LA-4	FNMA Pool AL2120 MBS 4.000% 02/01/41		06/01/2018	Paydown		3,869	3,869	4,077	.0	.0	(195)	.0	(195)	.0	3,869	.0	.0	.0	65	02/01/2041	1
3138EM-Y3-9	FNMA Pool AL5229 MBS 5.000% 01/01/44		06/01/2018	Paydown		12,167	12,167	13,507	.0	.0	(1,317)	.0	(1,317)	.0	12,167	.0	.0	.0	261	01/01/2044	1
3138EN-Y8-6	FNMA Pool AL6134 MBS 3.000% 09/01/43		06/01/2018	Paydown		19,287	19,287	19,479	.0	.0	(184)	.0	(184)	.0	19,287	.0	.0	.0	239	09/01/2043	1
3138ER-FX-3	FNMA Pool AL9181 MBS 3.000% 10/01/46		06/01/2018	Paydown		17,984	17,984	18,633	.0	.0	(634)	.0	(634)	.0	17,984	.0	.0	.0	232	10/01/2046	1
3138LR-Q5-4	FNMA Pool A01375 MBS 3.500% 08/01/42		06/01/2018	Paydown		229	229	242	.0	.0	(12)	.0	(12)	.0	229	.0	.0	.0	3	08/01/2042	1
3138LT-WL-8	FNMA Pool A03350 MBS 4.000% 05/01/42		06/01/2018	Paydown		25,621	25,621	27,911	.0	.0	(2,241)	.0	(2,241)	.0	25,621	.0	.0	.0	461	05/01/2042	1
3138LY-N7-0	FNMA Pool A06713 MBS 4.000% 06/01/42		06/01/2018	Paydown		27,793	27,793	29,512	.0	.0	(1,701)	.0	(1,701)	.0	27,793	.0	.0	.0	465	06/01/2042	1
3138LY-HB-6	FNMA Pool A07425 MBS 3.500% 08/01/42		06/01/2018	Paydown		10,941	10,941	11,572	.0	.0	(589)	.0	(589)	.0	10,941	.0	.0	.0	160	08/01/2042	1
3138M1-JG-4	FNMA Pool A09262 MBS 3.500% 07/01/42		06/01/2018	Paydown		613	613	646	.0	.0	(31)	.0	(31)	.0	613	.0	.0	.0	9	07/01/2042	1
3138MH-SJ-0	FNMA Pool A02600 MBS 3.500% 12/01/42		06/01/2018	Paydown		249	249	268	.0	.0	(17)	.0	(17)	.0	249	.0	.0	.0	4	12/01/2042	1
3138ML-FS-8	FNMA Pool A04676 MBS 3.500% 11/01/42		06/01/2018	Paydown		8,317	8,317	8,919	.0	.0	(563)	.0	(563)	.0	8,317	.0	.0	.0	102	11/01/2042	1
3138MN-R2-8	FNMA Pool A06804 MBS 3.500% 11/01/42		06/01/2018	Paydown		.410	.410	.440	.0	.0	(28)	.0	(28)	.0	.410	.0	.0	.0	.6	11/01/2042	1

STATEMENT AS OF JUNE 30, 2018 OF THE UnitedHealthcare Community Plan of Ohio, Inc.

SCHEDULE D - PART 4

Show All Long-Term Bonds and Stock Sold, Redeemed or Otherwise Disposed of During the Current Quarter

1	2	3	4	5	6	7	8	9	10	Change In Book/Adjusted Carrying Value					16	17	18	19	20	21	22
										11	12	13	14	15							
CUSIP Ident- ification	Description	For- eign	Disposal Date	Name of Purchaser	Number of Shares of Stock	Consid- eration	Par Value	Actual Cost	Prior Year Book/ Adjusted Carrying Value	Unrealized Valuation Increase/ (Decrease)	Current Year's (Amor- tization)/ Accretion	Current Year's Other Than Temporary Impairment Recogn- ized	Total Change in Book/ Adjusted Carrying Value (11 + 12 - 13)	Total Foreign Exchange Change in Book /Adjusted Carrying Value	Book/ Adjusted Carrying Value at Disposal Date	Foreign Exchange Gain (Loss) on Disposal	Realized Gain (Loss) on Disposal	Total Gain (Loss) on Disposal	Bond Interest/ Stock Dividends Received During Year	Stated Con- tractual Maturity Date	NAIC Desig- nation or Market In- dicator (a)
3138MS-A4-1	FNMA Pool AQ9926 MBS 3.000% 12/01/42		06/01/2018	Paydown		2,978	2,978	3,132	3,121	.0	(143)	.0	(143)	.0	2,978	.0	.0	.0	.31	12/01/2042	1
3138NW-XS-3	FNMA Pool AR0688 MBS 3.000% 12/01/42		06/01/2018	Paydown		.531	.531	.558	.556	.0	(25)	.0	(25)	.0	.531	.0	.0	.0	.7	12/01/2042	1
3138W9-SE-1	FNMA Pool AS0516 MBS 3.000% 09/01/43		06/01/2018	Paydown		9,433	9,433	9,476	9,474	.0	(41)	.0	(41)	.0	9,433	.0	.0	.0	.122	09/01/2043	1
3138WA-PE-1	FNMA Pool AS1320 MBS 4.000% 12/01/43		06/01/2018	Paydown		9,982	9,982	10,472	10,472	.0	(490)	.0	(490)	.0	9,982	.0	.0	.0	.188	12/01/2043	1
3138WB-EL-5	FNMA Pool AS1938 MBS 5.000% 03/01/44		06/01/2018	Paydown		33,818	33,818	37,771	37,669	.0	(3,851)	.0	(3,851)	.0	33,818	.0	.0	.0	.772	03/01/2044	1
3138WB-UC-7	FNMA Pool AS2378 MBS 3.500% 05/01/44		06/01/2018	Paydown		15,003	15,003	15,361	15,344	.0	(342)	.0	(342)	.0	15,003	.0	.0	.0	.221	05/01/2044	1
3138WD-GL-0	FNMA Pool AS4474 MBS 3.000% 02/01/45		06/01/2018	Paydown		16,902	16,902	17,071	17,065	.0	(162)	.0	(162)	.0	16,902	.0	.0	.0	.215	02/01/2045	1
3138WD-N6-4	FNMA Pool AS4012 MBS 3.500% 12/01/44		06/01/2018	Paydown		12,255	12,255	12,792	12,773	.0	(518)	.0	(518)	.0	12,255	.0	.0	.0	.178	12/01/2044	1
3138WH-LQ-3	FNMA Pool AS7534 MBS 3.000% 07/01/46		06/01/2018	Paydown		63,641	63,641	61,940	.0	.0	1,700	.0	1,700	.0	63,641	.0	.0	.0	.456	07/01/2046	1
3138WV-FU-0	FNMA Pool AT7378 MBS 4.500% 10/01/43		06/01/2018	Paydown		1,751	1,751	1,887	1,881	.0	(130)	.0	(130)	.0	1,751	.0	.0	.0	.33	10/01/2043	1
3138XH-7G-0	FNMA Pool AV6294 MBS 4.000% 12/01/43		06/01/2018	Paydown		3,199	3,199	3,360	3,353	.0	(154)	.0	(154)	.0	3,199	.0	.0	.0	.53	12/01/2043	1
3138YE-HD-2	FNMA Pool AY1127 MBS 3.500% 04/01/45		06/01/2018	Paydown		3,983	3,983	4,146	4,140	.0	(157)	.0	(157)	.0	3,983	.0	.0	.0	.58	04/01/2045	1
3138YN-MS-3	FNMA Pool AY8468 MBS 4.000% 08/01/45		06/01/2018	Paydown		3,215	3,215	3,430	3,423	.0	(208)	.0	(208)	.0	3,215	.0	.0	.0	.54	08/01/2045	1
3138YN-RB-5	FNMA Pool AY8581 MBS 3.500% 08/01/45		06/01/2018	Paydown		1,924	1,924	2,006	2,003	.0	(79)	.0	(79)	.0	1,924	.0	.0	.0	.28	08/01/2045	1
3138YX-TH-8	FNMA Pool AZ5951 MBS 4.000% 10/01/45		06/01/2018	Paydown		1,931	1,931	2,059	2,056	.0	(125)	.0	(125)	.0	1,931	.0	.0	.0	.32	10/01/2045	1
31398Q-TE-7	FHLNC FHR 3747 HG RMBS 2.400% 07/15/37		06/01/2018	Paydown		23,976	23,976	24,358	24,004	.0	(28)	.0	(28)	.0	23,976	.0	.0	.0	.245	07/15/2037	1
3140E0-GQ-3	FNMA Pool AZ8078 MBS 3.500% 08/01/45		06/01/2018	Paydown		5,111	5,111	5,312	5,305	.0	(194)	.0	(194)	.0	5,111	.0	.0	.0	.88	08/01/2045	1
3140EB-G2-1	FNMA Pool BA6516 MBS 3.500% 12/01/45		06/01/2018	Paydown		4,338	4,338	4,543	4,539	.0	(201)	.0	(201)	.0	4,338	.0	.0	.0	.63	12/01/2045	1
3140EW-NT-8	FNMA Pool BC2201 MBS 3.500% 04/01/46		06/01/2018	Paydown		65,645	65,645	70,132	70,038	.0	(4,393)	.0	(4,393)	.0	65,645	.0	.0	.0	.875	04/01/2046	1
3140F8-LY-1	FNMA Pool BD1242 MBS 3.500% 06/01/46		06/01/2018	Paydown		1,690	1,690	1,809	1,806	.0	(115)	.0	(115)	.0	1,690	.0	.0	.0	.25	06/01/2046	1
3140FB-KY-5	FNMA Pool BD3910 MBS 3.000% 08/01/46		06/01/2018	Paydown		39,893	39,893	41,694	41,649	.0	(1,756)	.0	(1,756)	.0	39,893	.0	.0	.0	.585	08/01/2046	1
3140H1-IUJ-5	FNMA Pool BJ0648 MBS 3.500% 03/01/48		06/01/2018	Paydown		6,814	6,814	6,824	.0	.0	(10)	.0	(10)	.0	6,814	.0	.0	.0	.31	03/01/2048	1
3140J5-SF-7	FNMA Pool BM1417 MBS 3.000% 04/01/47		06/01/2018	Paydown		27,231	27,231	26,565	.0	.0	666	.0	666	.0	27,231	.0	.0	.0	.133	04/01/2047	1
3140J7-ZS-3	FNMA Pool BM3484 MBS 3.000% 02/01/48		06/01/2018	Paydown		15,800	15,800	15,379	.0	.0	421	.0	421	.0	15,800	.0	.0	.0	.76	02/01/2048	1
3140J7-6B-6	FNMA Pool BM3565 MBS 3.000% 10/01/47		06/01/2018	Paydown		15,348	15,348	14,838	.0	.0	511	.0	511	.0	15,348	.0	.0	.0	.38	10/01/2047	1
3140J7-N8-4	FNMA Pool BM3114 MBS 3.000% 03/01/47		06/01/2018	Paydown		57,907	57,907	57,943	57,942	.0	(36)	.0	(36)	.0	57,907	.0	.0	.0	.743	03/01/2047	1
3140O8-KG-9	FNMA Pool CA1194 MBS 4.000% 02/01/48		06/01/2018	Paydown		18,721	18,721	19,344	.0	.0	(623)	.0	(623)	.0	18,721	.0	.0	.0	.119	02/01/2048	1
31416B-RB-6	FNMA Pool 995182 MBS 5.500% 06/01/20		06/01/2018	Paydown		.941	.941	.028	.972	.0	(32)	.0	(32)	.0	.941	.0	.0	.0	.21	06/01/2020	1
31416V-Y6-5	FNMA Pool AB0732 MBS 4.000% 06/01/39		06/01/2018	Paydown		3,023	3,023	3,213	3,211	.0	(187)	.0	(187)	.0	3,023	.0	.0	.0	.50	06/01/2039	1
31417A-4Z-9	FNMA Pool AB4439 MBS 3.500% 02/01/42		06/01/2018	Paydown		.911	.911	.965	.961	.0	(50)	.0	(50)	.0	.911	.0	.0	.0	.13	02/01/2042	1
31417A-QE-2	FNMA Pool AB4052 MBS 4.000% 12/01/41		06/01/2018	Paydown		13,281	13,281	14,159	14,128	.0	(847)	.0	(847)	.0	13,281	.0	.0	.0	.229	12/01/2041	1
31417G-AS-5	FNMA Pool AB9016 MBS 3.000% 04/01/43		06/01/2018	Paydown		19,354	19,354	19,979	19,964	.0	(609)	.0	(609)	.0	19,354	.0	.0	.0	.232	04/01/2043	1
31418V-CB-6	FNMA Pool AD7265 MBS 4.000% 07/01/25		06/01/2018	Paydown		4,322	4,322	4,525	4,453	.0	(131)	.0	(131)	.0	4,322	.0	.0	.0	.72	07/01/2025	1
31419H-A2-8	FNMA Pool AE6324 MBS 4.000% 11/01/25		06/01/2018	Paydown		7,777	7,777	8,272	8,103	.0	(325)	.0	(325)	.0	7,777	.0	.0	.0	.135	11/01/2025	1
64971Q-6N-8	NEW YORK CITY NY Rev Bond Non Call 5.000%		05/01/2018	Maturity		1,000,000	1,000,000	1,174,340	1,012,217	.0	(12,217)	.0	(12,217)	.0	1,000,000	.0	.0	.0	.25,000	05/01/2018	1FE
915137-U3-5	UNIV OF TEXAS TX Rev Bond Call 1.430% 08/01/39		04/13/2018	Wachovia Bank		1,000,000	1,000,000	1,000,000	1,000,000	.0	.0	.0	.0	.0	1,000,000	.0	.0	.0	.4,244	08/01/2039	1FE
977108-UR-1	WISCONSIN HLTH & EDL FACS Rev Bond Non Call 5.000% 06/01/18		06/01/2018	Maturity		500,000	500,000	564,115	503,881	.0	(3,881)	.0	(3,881)	.0	500,000	.0	.0	.0	.12,500	06/01/2018	1FE
3199999. Subtotal - Bonds - U.S. Special Revenues						7,235,430	7,243,571	7,520,773	4,520,757	0	(59,278)	0	(59,278)	0	7,234,965	0	465	465	77,652	XXX	XXX
025816-BG-3	American Express Corp Note Non Call 1.550% 05/22/18		05/22/2018	Maturity		150,000	150,000	146,330	149,689	.0	.311	.0	.311	.0	150,000	.0	.0	.0	.1,163	05/22/2018	1FE
12591V-AA-9	COMM MORTGAGE TR COMM 2014 CR16 A1 CMBS 1.445% 02/10/19		06/01/2018	Paydown		60,807	60,807	60,805	60,787	.0	.20	.0	.20	.0	60,807	.0	.0	.0	.367	02/10/2019	1FM
172967-ET-4	CITIGROUP INC Corp Note Non Call 4.043% 05/15/18		05/15/2018	Maturity		500,000	500,000	522,030	501,899	.0	(1,899)	.0	(1,899)	.0	500,000	.0	.0	.0	.8,356	05/15/2018	2FE
172967-GS-4	CITIGROUP INC Corp Note Non Call 1.750% 05/01/18		05/01/2018	Maturity		200,000	200,000	193,026	199,487	.0	.513	.0	.513	.0	200,000	.0	.0	.0	.1,750	05/01/2018	2FE
17322M-AS-5	CITIGROUP COMMERCIAL CGMNT 2014-GC21 A1 CMBS 1.242% 05/10/47		06/01/2018	Paydown		181,065	181,065	181,060	181,014	.0	.51	.0	.51	.0	181,065	.0	.0	.0	.1,081	05/10/2047	1FM
17326F-AA-5	2.121% 10/12/50 COLUMBIA PIPELIN Corp Note MW 2.450%		06/01/2018	Paydown		8,479	8,479	8,479	8,479	.0	.0	.0	.0	.0	8,479	.0	.0	.0	.75	10/12/2050	1FM
198280-AB-5	06/01/18 Drive Auto Receiv DRIVE 2016-CA B ABS Prv Plc 2.370% 11/16/20		06/01/2018	Maturity		400,000	400,000	399,935	399,987	.0	.13	.0	.13	.0	400,000	.0	.0	.0	.4,900	06/01/2018	2FE
26208B-AJ-9			06/15/2018	Paydown		270,045	270,045	270,012	270,030	.0	.14	.0	.14	.0	270,045	.0	.0	.0	.2,618	11/16/2020	1FE

STATEMENT AS OF JUNE 30, 2018 OF THE UnitedHealthcare Community Plan of Ohio, Inc.

SCHEDULE D - PART 4

Show All Long-Term Bonds and Stock Sold, Redeemed or Otherwise Disposed of During the Current Quarter

1	2	3	4	5	6	7	8	9	10	Change In Book/Adjusted Carrying Value					16	17	18	19	20	21	22
										11	12	13	14	15							
CUSIP Identification	Description	For- eign	Disposal Date	Name of Purchaser	Number of Shares of Stock	Consid- eration	Par Value	Actual Cost	Prior Year Book/ Adjusted Carrying Value	Unrealized Valuation Increase/ (Decrease)	Current Year's (Amor- tization)/ Accretion	Current Year's Other Than Temporary Impairment Recogn- ized	Total Change in Book/ Adjusted Carrying Value (11 + 12 - 13)	Total Foreign Exchange Change in Book /Adjusted Carrying Value	Book/ Adjusted Carrying Value at Disposal Date	Foreign Exchange Gain (Loss) on Disposal	Realized Gain (Loss) on Disposal	Total Gain (Loss) on Disposal	Bond Interest/ Stock Dividends Received During Year	Stated Con- tractual Maturity Date	NAIC Desig- nation or Market In- dicator (a)
29278N-AC-7	ENERGY TRANSFER Corp Note Call MW 4.200% 09/15/23		06/12/2018	Goldman Sachs		189,848	190,000	189,859	.0	.0	.0	.0	.0	.0	189,859	.0	(11)	(11)	133	09/15/2023	2FE
44891B-AD-7	Hyundai Auto Lea HALST 2016-B A3 ABS Prv Plc 1.520% 10/15/19		06/15/2018	Paydown		240,221	240,221	240,156	240,183	.0	.38	.0	.38	.0	240,221	.0	.0	.0	1,532	10/15/2019	1FE
46625H-JL-5	JPMORGAN CHASE Corp Note Non Call 1.625% 05/15/18		05/15/2018	Maturity		350,000	350,000	344,488	349,523	.0	.477	.0	.477	.0	350,000	.0	.0	.0	2,844	05/15/2018	1FE
46643G-AA-8	JPMBB COMMERCIAL JPMBB 2014-C24 A1 CMBS 1.539% 11/15/47		05/01/2018	Paydown		254,061	254,061	254,061	253,934	.0	.127	.0	.127	.0	254,061	.0	.0	.0	1,607	11/15/2047	1FM
49326E-EE-9	KEYCORP Corp Note Call 2.300% 12/13/18		04/23/2018	Key Bank		189,751	190,000	189,880	189,977	.0	.8	.0	.8	.0	189,985	.0	(234)	(234)	1,602	12/13/2018	2FE
55315G-AD-0	MMAF EQUIPMENT F MMAF 2015-AA A4 ABS Prv Plc 1.930% 07/16/21		06/16/2018	Paydown		95,968	95,968	95,941	95,958	.0	.9	.0	.9	.0	95,968	.0	.0	.0	799	07/16/2021	1FE
58768U-AE-3	MERCEDES-BENZ MA MBMOT 2016-AA A ABS Prv Plc 2.653% 05/15/20		05/15/2018	Paydown		985,000	985,000	985,000	985,000	.0	.0	.0	.0	.0	985,000	.0	.0	.0	9,246	05/15/2020	1FE
58769D-AC-4	Mercedes-Benz Au MBALT 2017-A A2B ABS 2.273% 08/15/19		06/15/2018	Paydown		214,291	214,291	214,291	214,291	.0	.0	.0	.0	.0	214,291	.0	.0	.0	1,687	08/15/2019	1FE
59156R-AX-6	METLIFE INC Corp Note MW 25BP 4.750% 02/08/21		05/30/2018	Redemption 105.2120		47,345	45,000	49,541	47,007	.0	(254)	.0	(254)	.0	46,753	.0	.593	.593	1,734	02/08/2021	1FE
617446-7U-7	MORGAN STANLEY Corp Note Non Call 1.125% 04/25/18		04/25/2018	Maturity		205,000	205,000	204,854	204,990	.0	.10	.0	.10	.0	205,000	.0	.0	.0	2,178	04/25/2018	1FE
63940F-AA-5	Navient Student NAVSL 2016-2 A1 ABS Prv Plc 2.841% 06/25/65		06/25/2018	Paydown		79,392	79,392	79,392	79,392	.0	.0	.0	.0	.0	79,392	.0	.0	.0	830	06/25/2065	1FE
65473Q-AT-0	NI-CALL07/18 Corp Note MW 6.800% 01/15/19		06/12/2018	Redemption 102.3820		20,476	20,000	23,843	20,845	.0	(361)	.0	(361)	.0	20,484	.0	(8)	(8)	1,235	01/15/2019	2FE
65479B-AB-6	Nissan Auto Leas NALT 2017-B A2A ABS 1.830% 12/16/19		06/15/2018	Paydown		46,422	46,422	46,418	46,419	.0	.3	.0	.3	.0	46,422	.0	.0	.0	374	12/16/2019	1FE
760759-AL-4	REPUBLIC SVCS Corp Note MW 20BP 3.800% 05/15/18		05/15/2018	Maturity		245,000	245,000	262,787	246,542	.0	(1,542)	.0	(1,542)	.0	245,000	.0	.0	.0	4,655	05/15/2018	2FE
80284M-AE-0	Santander Drive SDART 2015-4 B ABS 2.260% 06/15/20		05/15/2018	Paydown		132,285	132,285	132,278	132,283	.0	.2	.0	.2	.0	132,285	.0	.0	.0	1,109	06/15/2020	1FE
92890P-AB-0	WF-RBS COMMERCIAL WFRBS 2013-C14 A2 CMBS 2.133% 06/15/46		06/01/2018	Paydown		281,115	281,115	281,072	280,933	.0	.182	.0	.182	.0	281,115	.0	.0	.0	2,317	06/15/2046	1FM
008916-AP-3	AGRIUM INC Corp Note Call MW 3.375% 03/15/25	A	04/10/2018	Tax Free Exchange		247,575	255,000	247,551	254,724	.0	.32	7,181	(7,149)	.0	247,575	.0	.0	.0	5,156	03/15/2025	2FE
89114Q-AW-8	TORONTO DOM BANK Corp Note Non Call 2.923% 11/05/19	A	04/23/2018	JP Morgan Chase		452,601	450,000	450,000	450,000	.0	.0	.0	.0	.0	450,000	.0	2,601	2,601	4,537	11/05/2019	1FE
05565Q-CE-6	BP CAPITAL PLC Corp Note MW 10BP 1.375% 05/10/18	D	05/10/2018	Maturity		200,000	200,000	194,628	199,582	.0	.418	.0	.418	.0	200,000	.0	.0	.0	1,375	05/10/2018	1FE
12518X-AA-5	CENT CLO LP CEQLO 2013-19A A1A CLO Prv Plc 3.689% 10/29/25	D	04/30/2018	Paydown		40,692	40,692	40,448	40,508	.0	.184	.0	.184	.0	40,692	.0	.0	.0	596	10/29/2025	1FE
2027A0-HL-6	COM BK AUSTRALIA Corp Note Non Call Prv Plc 2.864% 09/06/19	D	04/23/2018	Mizuho Investor Sec Co		638,143	635,000	635,000	635,000	.0	.0	.0	.0	.0	635,000	.0	3,143	3,143	5,539	09/06/2019	1FE
2027A0-HV-4	COM BK AUSTRALIA Corp Note Non Call Prv Plc 1.375% 09/06/18	D	04/23/2018	CitiGroup		413,382	415,000	414,348	414,778	.0	.103	.0	.103	.0	414,880	.0	(1,499)	(1,499)	3,630	09/06/2018	1FE
3899999. Subtotal - Bonds - Industrial and Miscellaneous (Unaffiliated)						7,338,964	7,339,843	7,357,513	7,153,241	0	(1,541)	7,181	(8,722)	0	7,334,379	0	4,585	4,585	75,025	XXX	XXX
8399997. Total - Bonds - Part 4						17,025,473	17,043,563	17,613,382	13,521,041	0	(84,366)	7,181	(91,547)	0	17,016,127	0	9,346	9,346	204,272	XXX	XXX
8399998. Total - Bonds - Part 5						XXX	XXX	XXX	XXX	XXX	XXX	XXX	XXX	XXX	XXX	XXX	XXX	XXX	XXX	XXX	XXX
8399999. Total - Bonds						17,025,473	17,043,563	17,613,382	13,521,041	0	(84,366)	7,181	(91,547)	0	17,016,127	0	9,346	9,346	204,272	XXX	XXX
8999997. Total - Preferred Stocks - Part 4						0	XXX	0	0	0	0	0	0	0	0	0	0	0	0	XXX	XXX
8999998. Total - Preferred Stocks - Part 5						XXX	XXX	XXX	XXX	XXX	XXX	XXX	XXX	XXX	XXX	XXX	XXX	XXX	XXX	XXX	XXX
8999999. Total - Preferred Stocks						0	XXX	0	0	0	0	0	0	0	0	0	0	0	0	XXX	XXX
9799997. Total - Common Stocks - Part 4						0	XXX	0	0	0	0	0	0	0	0	0	0	0	0	XXX	XXX
9799998. Total - Common Stocks - Part 5						XXX	XXX	XXX	XXX	XXX	XXX	XXX	XXX	XXX	XXX	XXX	XXX	XXX	XXX	XXX	XXX
9799999. Total - Common Stocks						0	XXX	0	0	0	0	0	0	0	0	0	0	0	0	XXX	XXX
9899999. Total - Preferred and Common Stocks						0	XXX	0	0	0	0	0	0	0	0	0	0	0	0	XXX	XXX
9999999 - Totals						17,025,473	XXX	17,613,382	13,521,041	0	(84,366)	7,181	(91,547)	0	17,016,127	0	9,346	9,346	204,272	XXX	XXX

Schedule DB - Part A - Section 1 - Options, Caps, Floors, Collars, Swaps and Forwards Open
N O N E

Schedule DB - Part B - Section 1 - Futures Contracts Open
N O N E

Schedule DB - Part B - Section 1B - Brokers with whom cash deposits have been made
N O N E

Schedule DB - Part D - Section 1 - Counterparty Exposure for Derivative Instruments Open
N O N E

Schedule DB - Part D-Section 2 - Collateral for Derivative Instruments Open - Pledged By
N O N E

Schedule DB - Part D-Section 2 - Collateral for Derivative Instruments Open - Pledged To
N O N E

Schedule DL - Part 1 - Reinvested Collateral Assets Owned
N O N E

Schedule DL - Part 2 - Reinvested Collateral Assets Owned
N O N E

SCHEDULE E - PART 1 - CASH

[illegible]

SCHEDULE E - PART 2 - CASH EQUIVALENTS

Show Investments Owned End of Current Quarter

1	2	3	4	5	6	7	8	9
CUSIP	Description	Code	Date Acquired	Rate of Interest	Maturity Date	Book/Adjusted Carrying Value	Amount of Interest Due and Accrued	Amount Received During Year
0599999. Total - U.S. Government Bonds						0	0	0
1099999. Total - All Other Government Bonds						0	0	0
1799999. Total - U.S. States, Territories and Possessions Bonds						0	0	0
2499999. Total - U.S. Political Subdivisions Bonds						0	0	0
3199999. Total - U.S. Special Revenues Bonds						0	0	0
3899999. Total - Industrial and Miscellaneous (Unaffiliated) Bonds						0	0	0
4899999. Total - Hybrid Securities						0	0	0
5599999. Total - Parent, Subsidiaries and Affiliates Bonds						0	0	0
6099999. Subtotal - SVO Identified Funds						0	0	0
7799999. Total - Issuer Obligations						0	0	0
7899999. Total - Residential Mortgage-Backed Securities						0	0	0
7999999. Total - Commercial Mortgage-Backed Securities						0	0	0
8099999. Total - Other Loan-Backed and Structured Securities						0	0	0
8199999. Total - SVO Identified Funds						0	0	0
8399999. Total Bonds						0	0	0
09248U-71-8	BlackRock Liquidity Funds T-Fund Port06/22/2018	0.000	XXX	3,567,309	.0	.8,597
147539-67-0	DEUTSCHE INV MGT CASH ACCT GOV/AGENCY DWS-IST06/01/2018	0.000	XXX	283,110	.0	.7,567
25160K-20-7	DEUTSCHE GOV MMKT Gov Series Ins Shares06/04/2018	0.000	XXX	2,075,869	.0	.25,102
262006-88-5	Dreyfus Govt Cash Mgmt - Inst06/01/2018	0.000	XXX	248,236	.0	.1,371
31846V-54-2	First American Treasury Obligations Fund Z06/04/2018	0.000	XXX	269,676	.0	.1,036
38141W-27-3	Goldman Sachs Government Fund06/14/2018	0.000	XXX	3,068,108	.0	.9,994
38141W-32-3	Goldman Sachs Treasury Obligations Fund06/27/2018	0.000	XXX	2,307,826	.0	.526
38142B-50-0	Goldman Sachs Financial Square Tr In Fd06/01/2018	0.000	XXX	379,524	.0	.525
38142B-88-0	Goldman Sachs Financial Square Federal Fund06/01/2018	0.000	XXX	254,109	.0	.354
40428X-10-7	HSBC HSBC US GOVT MMKT-I06/22/2018	0.000	XXX	25,474,473	.0	.13,783
481200-67-0	JP Morgan US Govt MMKT CP06/29/2018	0.000	XXX	25,396,169	.0	.3,156
61747C-58-2	Morgan Stanley Institutional Liquidity Fund Treasury Port06/01/2018	0.000	XXX	936,215	.0	.14,967
61747C-70-7	Morgan Stanley Institutional Liquidity Fund Government Port06/25/2018	0.000	XXX	3,048,578	.0	.4,439
665278-70-1	Northern Inst Govt Select Port06/28/2018	0.000	XXX	1,224,767	.0	.3,573
69351J-15-7	PNC GOVT MONEY MARKET FUND06/01/2018	0.000	XXX	4,085	.0	.0
74926P-69-6	TUGXX US Equity US Government Money Market06/01/2018	0.000	XXX	324,249	.0	.1,356
825252-40-6	Invesco AIM STIT TREASURY MMF06/01/2018	0.000	XXX	194,478	.0	.451
825252-88-5	Invesco AIM STIT GOVT & AGENCY-INST MMF06/22/2018	0.000	XXX	1,149,599	.0	.9,701
94975H-29-6	Wells Fargo Treasury Plus MMKT Fund - Inst06/04/2018	0.000	XXX	223,808	.0	.864
8599999. Subtotal - Exempt Money Market Mutual Funds - as Identified by the SVO						70,430,188	0	107,362
26200T-10-9	Dreyfus Inst Preferred Money Market06/01/2018	0.000	XXX	10,209,123	.0	.47,597
31846V-62-5	First American Prime Obligations MMF Class Z06/01/2018	0.000	XXX	10,060,057	.0	.47,429
38141W-23-2	Goldman Sachs Money Market Fund06/01/2018	0.000	XXX	15,012,720	.0	.38,965
4812A0-36-7	JP Morgan Prime MMF06/01/2018	0.000	XXX	5,029,734	.0	.23,865
8699999. Subtotal - All Other Money Market Mutual Funds						40,311,634	0	157,856
8899999 - Total Cash Equivalents						110,741,822	0	265,218