

QUARTERLY STATEMENT
 As of March 31, 2018
 of the Condition and Affairs of the
U.S. FINANCIAL LIFE INSURANCE COMPANY

NAIC Group Code 0968 0968 NAIC Company Code 84530 Employer's ID Number 38-2046096
(Current) (Prior)

Organized under the Laws of Ohio State of Domicile or Port of Entry Ohio Country of Domicile United States of America

Incorporated/Organized: September 30, 1974 Commenced Business: September 30, 1974
 Statutory Home Office: 4000 Smith Road, Suite 300, Cincinnati, Ohio 45209
 Main Administrative Office: 525 Washington Boulevard Jersey City, New Jersey 07310 35th Floor - Telephone Number: (201) 743-5073
 Mail Address: 525 Washington Boulevard Jersey City, New Jersey 07310 – Controllers 35th Floor, Telephone Number: (201) 743-5073
 Primary Location of Books and Records: 525 Washington Boulevard Jersey City, New Jersey 07310 – Controllers 35th FL Telephone Number: (201) 743-5073
 Internet Website Address: www.usfli.com
 Statutory Statement Contact: Nicholas Gismondì, Vice President, (201) 743-5073
 E-Mail Address: controllers@axa.us.com Fax Number: (201) 743-5006

OFFICERS

ANDERS BJÖRN MALMSTRÖM
Chairman of the Board

RONALD PAUL HERRMANN
President and Chief Executive Officer

JOSHUA ETHAN BRAVERMAN
Executive Vice President, Chief Financial
Officer and Treasurer

ANDREA MARIE NITZAN
Executive Vice President,
Chief Accounting Officer and Controller

DOMINIQUE BAEDE
Senior Vice President and Actuary

KEITH ELLIOTT FLOMAN
Senior Vice President and Appointed
Actuary

ANTHONY FRANK RECINE
Senior Vice President and Chief Auditor

DENISE TEDESCHI
Assistant Vice President and Secretary

DIRECTORS


JOSHUA ETHAN BRAVERMAN
KEVIN MOLLOY

RONALD PAUL HERRMANN
BRIAN ROSS WINIKOFF


ANDERS BJÖRN MALMSTRÖM

State of..... New Jersey.....
 County of..... Hudson..... } ss

The officers of U.S. FINANCIAL LIFE INSURANCE COMPANY being duly sworn, each depose and say that they are the described officers of the said reporting entity, and that on the reporting period stated above, all of the herein described assets were the absolute property of the said reporting entity, free and clear from any liens or claims thereon, except as herein stated, and that this statement, together with related exhibits, schedules and explanations therein contained, annexed or referred to, is a full and true statement of all the assets and liabilities and of the condition and affairs of the said reporting entity as of the reporting period stated above, and of its income and deductions therefrom for the period ended, and have been completed in accordance with the NAIC Annual Statement Instructions and Accounting Practices and Procedures manual except to the extent that: (1) state law may differ; or, (2) that state rules or regulations require differences in reporting not related to accounting practices and procedures, according to the best of their information, knowledge and belief, respectively. Furthermore, the scope of this attestation by the described officers also includes the related corresponding electronic filing with the NAIC, when required, that is an exact copy (except for formatting differences due to electronic filing) of the enclosed statement. The electronic filing may be requested by various regulators in lieu of or in addition to the enclosed statement.



 ANDREA MARIE NITZAN
 Executive Vice President,
 Chief Accounting Officer and Controller


 KEITH ELLIOTT FLOMAN
 Senior Vice President and Appointed Actuary


 DENISE TEDESCHI
 Assistant Vice President and Secretary

Subscribed and sworn to before me this
9th day of May, 2018

- a. Is this an original filing? Yes (x) No ()
- b. If no, 1. State the amendment number _____
 2. Date filed _____
 3. Number of pages attached _____



PAOLA T MIRABAL
ID# 2441705
NOTARY PUBLIC
STATE OF NEW JERSEY
MY COMMISSION EXPIRES 12/24/18

ASSETS

	Current Statement Date			4 December 31 Prior Year Net Admitted Assets
	1 Assets	2 Nonadmitted Assets	3 Net Admitted Assets (Cols. 1 - 2)	
1. Bonds.....	426,330,890	0	426,330,890	441,624,042
2. Stocks:				
2.1 Preferred stocks.....	3,990,630	0	3,990,630	3,990,630
2.2 Common stocks.....	0	0	0	0
3. Mortgage loans on real estate:				
3.1 First liens.....	0	0	0	0
3.2 Other than first liens.....	0	0	0	0
4. Real estate:				
4.1 Properties occupied by the company (less \$.....0 encumbrances).....	0	0	0	0
4.2 Properties held for the production of income (less \$.....0 encumbrances).....	0	0	0	0
4.3 Properties held for sale (less \$.....0 encumbrances).....	0	0	0	0
5. Cash (\$.....(9,945,785)), cash equivalents (\$.....24,311,890) and short-term investments (\$.....0).....	14,366,105	0	14,366,105	(134,478)
6. Contract loans (including \$.....0 premium notes).....	21,571,868	222,626	21,349,242	21,834,034
7. Derivatives.....	0	0	0	0
8. Other invested assets.....	0	0	0	0
9. Receivables for securities.....	0	0	0	248
10. Securities lending reinvested collateral assets.....	0	0	0	0
11. Aggregate write-ins for invested assets.....	0	0	0	0
12. Subtotals, cash and invested assets (Lines 1 to 11).....	466,259,493	222,626	466,036,867	467,314,476
13. Title plants less \$.....0 charged off (for Title insurers only).....	0	0	0	0
14. Investment income due and accrued.....	4,624,808	0	4,624,808	5,177,639
15. Premiums and considerations:				
15.1 Uncollected premiums and agents' balances in the course of collection.....	18,370	0	18,370	42,932
15.2 Deferred premiums, agents' balances and installments booked but deferred and not yet due (including \$.....0 earned but unbilled premiums).....	923,183	0	923,183	1,016,486
15.3 Accrued retrospective premiums (\$.....0) and contracts subject to redetermination (\$.....0).....	0	0	0	0
16. Reinsurance:				
16.1 Amounts recoverable from reinsurers.....	46,898,643	0	46,898,643	36,269,059
16.2 Funds held by or deposited with reinsured companies.....	0	0	0	0
16.3 Other amounts receivable under reinsurance contracts.....	4,777,298	0	4,777,298	4,251,544
17. Amounts receivable relating to uninsured plans.....	0	0	0	0
18.1 Current federal and foreign income tax recoverable and interest thereon.....	3,500,179	0	3,500,179	3,500,179
18.2 Net deferred tax asset.....	28,844,000	20,196,350	8,647,650	9,553,739
19. Guaranty funds receivable or on deposit.....	1,171,688	0	1,171,688	1,139,377
20. Electronic data processing equipment and software.....	0	0	0	0
21. Furniture and equipment, including health care delivery assets (\$.....0).....	0	0	0	0
22. Net adjustment in assets and liabilities due to foreign exchange rates.....	0	0	0	0
23. Receivables from parent, subsidiaries and affiliates.....	970,011	0	970,011	13,169,283
24. Health care (\$.....0) and other amounts receivable.....	0	0	0	0
25. Aggregate write-ins for other than invested assets.....	169,274	169,274	0	0
26. Total assets excluding Separate Accounts, Segregated Accounts and Protected Cell Accounts (Lines 12 through 25).....	558,156,947	20,588,250	537,568,697	541,434,714
27. From Separate Accounts, Segregated Accounts and Protected Cell Accounts.....	0	0	0	0
28. Total (Lines 26 and 27).....	558,156,947	20,588,250	537,568,697	541,434,714

DETAILS OF WRITE-INS

1101.....	0	0	0	0
1102.....	0	0	0	0
1103.....	0	0	0	0
1198. Summary of remaining write-ins for Line 11 from overflow page.....	0	0	0	0
1199. Totals (Lines 1101 thru 1103 plus 1198) (Line 11 above).....	0	0	0	0
2501. Other assets non-admitted.....	169,274	169,274	0	0
2502.....	0	0	0	0
2503.....	0	0	0	0
2598. Summary of remaining write-ins for Line 25 from overflow page.....	0	0	0	0
2599. Totals (Lines 2501 thru 2503 plus 2598) (Line 25 above).....	169,274	169,274	0	0

LIABILITIES, SURPLUS AND OTHER FUNDS

	1 Current Statement Date	2 December 31 Prior Year
1. Aggregate reserve for life contracts \$.....422,420,442 less \$.....0 included in Line 6.3 (including \$.....0 Modco Reserve).....	422,420,442	428,651,297
2. Aggregate reserve for accident and health contracts (including \$.....0 Modco Reserve).....	0	0
3. Liability for deposit-type contracts (including \$.....0 Modco Reserve).....	350,938	445,167
4. Contract claims:		
4.1 Life.....	19,145,818	10,471,383
4.2 Accident and health.....	0	0
5. Policyholders' dividends \$.....0 and coupons \$.....0 due and unpaid.....	0	0
6. Provision for policyholders' dividends and coupons payable in following calendar year - estimated amounts:		
6.1 Dividends apportioned for payment (including \$.....0 Modco).....	0	0
6.2 Dividends not yet apportioned (including \$.....0 Modco).....	0	0
6.3 Coupons and similar benefits (including \$.....0 Modco).....	0	0
7. Amount provisionally held for deferred dividend policies not included in Line 6.....	0	0
8. Premiums and annuity considerations for life and accident and health contracts received in advance less \$.....0 discount; including \$.....0 accident and health premiums.....	678,078	394,061
9. Contract liabilities not included elsewhere:		
9.1 Surrender values on canceled contracts.....	0	0
9.2 Provision for experience rating refunds, including the liability of \$.....0 accident and health experience rating refunds of which \$.....0 is for medical loss ratio rebate per the Public Health Service Act.....	0	0
9.3 Other amounts payable on reinsurance, including \$.....0 assumed and \$.....20,209,549 ceded.....	20,209,549	19,545,637
9.4 Interest Maintenance Reserve.....	702,863	740,871
10. Commissions to agents due or accrued - life and annuity contracts \$.....0, accident and health \$.....0 and deposit-type contract funds \$.....0.....	0	0
11. Commissions and expense allowances payable on reinsurance assumed.....	0	0
12. General expenses due or accrued.....	0	0
13. Transfers to Separate Accounts due or accrued (net) (including \$.....0 accrued for expense allowances recognized in reserves, net of reinsured allowances).....	0	0
14. Taxes, licenses and fees due or accrued, excluding federal income taxes.....	1,681,911	1,732,249
15.1 Current federal and foreign income taxes, including \$.....0 on realized capital gains (losses).....	0	0
15.2 Net deferred tax liability.....	0	0
16. Unearned investment income.....	584,508	617,449
17. Amounts withheld or retained by company as agent or trustee.....	97	600
18. Amounts held for agents' account, including \$.....351,249 agents' credit balances.....	351,249	327,685
19. Remittances and items not allocated.....	784,956	399,802
20. Net adjustment in assets and liabilities due to foreign exchange rates.....	0	0
21. Liability for benefits for employees and agents if not included above.....	0	0
22. Borrowed money \$.....0 and interest thereon \$.....0.....	0	0
23. Dividends to stockholders declared and unpaid.....	0	0
24. Miscellaneous liabilities:		
24.01 Asset valuation reserve.....	2,295,755	2,441,719
24.02 Reinsurance in unauthorized and certified (\$.....0) companies.....	0	0
24.03 Funds held under reinsurance treaties with unauthorized and certified (\$.....0) reinsurers.....	0	0
24.04 Payable to parent, subsidiaries and affiliates.....	710,853	572,343
24.05 Drafts outstanding.....	0	0
24.06 Liability for amounts held under uninsured plans.....	0	0
24.07 Funds held under coinsurance.....	0	0
24.08 Derivatives.....	0	0
24.09 Payable for securities.....	24,262	0
24.10 Payable for securities lending.....	0	0
24.11 Capital notes \$.....0 and interest thereon \$.....0.....	0	0
25. Aggregate write-ins for liabilities.....	1,722,834	1,713,574
26. Total liabilities excluding Separate Accounts business (Lines 1 to 25).....	471,664,113	468,053,837
27. From Separate Accounts statement.....	0	0
28. Total liabilities (Lines 26 and 27).....	471,664,113	468,053,837
29. Common capital stock.....	4,050,000	4,050,000
30. Preferred capital stock.....	0	0
31. Aggregate write-ins for other-than-special surplus funds.....	0	0
32. Surplus notes.....	0	0
33. Gross paid in and contributed surplus.....	186,285,723	186,285,723
34. Aggregate write-ins for special surplus funds.....	0	0
35. Unassigned funds (surplus).....	(124,431,139)	(116,954,846)
36. Less treasury stock, at cost:		
36.10.000 shares common (value included in Line 29 \$.....0).....	0	0
36.20.000 shares preferred (value included in Line 30 \$.....0).....	0	0
37. Surplus (Total Lines 31 + 32 + 33 + 34 + 35 - 36) (including \$.....0 in Separate Accounts Statement).....	61,854,584	69,330,877
38. Totals of Lines 29, 30 and 37.....	65,904,584	73,380,877
39. Totals of Lines 28 and 38 (Page 2, Line 28, Col. 3).....	537,568,697	541,434,714

DETAILS OF WRITE-INS

2501. Funds escheatable.....	1,706,979	1,697,721
2502. Miscellaneous liabilities.....	15,855	15,853
2503.	0	0
2598. Summary of remaining write-ins for Line 25 from overflow page.....	0	0
2599. Totals (Lines 2501 thru 2503 plus 2598) (Line 25 above).....	1,722,834	1,713,574
3101.	0	0
3102.	0	0
3103.	0	0
3198. Summary of remaining write-ins for Line 31 from overflow page.....	0	0
3199. Totals (Lines 3101 thru 3103 plus 3198) (Line 31 above).....	0	0
3401.	0	0
3402.	0	0
3403.	0	0
3498. Summary of remaining write-ins for Line 34 from overflow page.....	0	0
3499. Totals (Lines 3401 thru 3403 plus 3498) (Line 34 above).....	0	0

SUMMARY OF OPERATIONS

	1 Current Year to Date	2 Prior Year to Date	3 Prior Year Ended December 31
1. Premiums and annuity considerations for life and accident and health contracts.....	7,444,450	9,712,217	35,961,247
2. Considerations for supplementary contracts with life contingencies.....	0	0	0
3. Net investment income.....	4,765,274	5,066,904	20,058,530
4. Amortization of Interest Maintenance Reserve (IMR).....	28,869	34,705	153,167
5. Separate Accounts net gain from operations excluding unrealized gains or losses.....	0	0	0
6. Commissions and expense allowances on reinsurance ceded.....	4,231,113	4,532,380	17,058,855
7. Reserve adjustments on reinsurance ceded.....	0	0	0
8. Miscellaneous Income:			
8.1 Income from fees associated with investment management, administration and contract guarantees from Separate Accounts.....	0	0	0
8.2 Charges and fees for deposit-type contracts.....	0	0	0
8.3 Aggregate write-ins for miscellaneous income.....	0	0	0
9. Totals (Lines 1 to 8.3).....	16,469,706	19,346,206	73,231,799
10. Death benefits.....	23,982,509	25,786,554	65,418,880
11. Matured endowments (excluding guaranteed annual pure endowments).....	0	0	0
12. Annuity benefits.....	114,763	127,150	577,768
13. Disability benefits and benefits under accident and health contracts.....	25,907	36,083	58,237
14. Coupons, guaranteed annual pure endowments and similar benefits.....	0	0	0
15. Surrender benefits and withdrawals for life contracts.....	3,004,490	2,032,700	11,598,400
16. Group conversions.....	0	0	0
17. Interest and adjustments on contract or deposit-type contract funds.....	76,903	142,539	390,297
18. Payments on supplementary contracts with life contingencies.....	0	0	0
19. Increase in aggregate reserves for life and accident and health contracts.....	(6,230,855)	(5,093,143)	(17,754,830)
20. Totals (Lines 10 to 19).....	20,973,717	23,031,883	60,288,752
21. Commissions on premiums, annuity considerations and deposit-type contract funds (direct business only).....	551,000	744,083	2,618,473
22. Commissions and expense allowances on reinsurance assumed.....	0	0	0
23. General insurance expenses.....	771,493	814,405	3,128,573
24. Insurance taxes, licenses and fees, excluding federal income taxes.....	856,729	984,726	2,009,201
25. Increase in loading on deferred and uncollected premiums.....	8,796	(14,591)	16,876
26. Net transfers to or (from) Separate Accounts net of reinsurance.....	0	0	0
27. Aggregate write-ins for deductions.....	8,276	57,313	(193,531)
28. Totals (Lines 20 to 27).....	23,170,011	25,617,819	67,868,344
29. Net gain from operations before dividends to policyholders and federal income taxes (Line 9 minus Line 28).....	(6,700,305)	(6,271,613)	5,363,455
30. Dividends to policyholders.....	0	0	0
31. Net gain from operations after dividends to policyholders and before federal income taxes (Line 29 minus Line 30).....	(6,700,305)	(6,271,613)	5,363,455
32. Federal and foreign income taxes incurred (excluding tax on capital gains).....	0	(3,293,975)	(3,600,000)
33. Net gain from operations after dividends to policyholders and federal income taxes and before realized capital gains or (losses) (Line 31 minus Line 32).....	(6,700,305)	(2,977,638)	8,963,455
34. Net realized capital gains (losses) (excluding gains (losses) transferred to the IMR) less capital gains tax of \$.....2,429 (excluding taxes of \$.....(2,429) transferred to the IMR).....	(2,429)	0	75,377
35. Net income (Line 33 plus Line 34).....	(6,702,734)	(2,977,638)	9,038,832
CAPITAL AND SURPLUS ACCOUNT			
36. Capital and surplus, December 31, prior year.....	73,380,877	108,797,032	108,797,032
37. Net income (Line 35).....	(6,702,734)	(2,977,638)	9,038,832
38. Change in net unrealized capital gains (losses) less capital gains tax of \$.....0.....	(20,768)	0	(2,680)
39. Change in net unrealized foreign exchange capital gain (loss).....	0	0	0
40. Change in net deferred income tax.....	1,302,028	(1,155,000)	(23,875,028)
41. Change in nonadmitted assets.....	(2,200,783)	(2,769,088)	14,591,480
42. Change in liability for reinsurance in unauthorized and certified companies.....	0	0	0
43. Change in reserve on account of change in valuation basis, (increase) or decrease.....	0	0	0
44. Change in asset valuation reserve.....	145,964	(25,435)	(168,759)
45. Change in treasury stock.....	0	0	0
46. Surplus (contributed to) withdrawn from Separate Accounts during period.....	0	0	0
47. Other changes in surplus in Separate Accounts Statement.....	0	0	0
48. Change in surplus notes.....	0	0	0
49. Cumulative effect of changes in accounting principles.....	0	0	0
50. Capital changes:			
50.1 Paid in.....	0	0	0
50.2 Transferred from surplus (Stock Dividend).....	0	0	0
50.3 Transferred to surplus.....	0	0	0
51. Surplus adjustment:			
51.1 Paid in.....	0	0	(35,000,000)
51.2 Transferred to capital (Stock Dividend).....	0	0	0
51.3 Transferred from capital.....	0	0	0
51.4 Change in surplus as a result of reinsurance.....	0	0	0
52. Dividends to stockholders.....	0	0	0
53. Aggregate write-ins for gains and losses in surplus.....	0	0	0
54. Net change in capital and surplus (Lines 37 through 53).....	(7,476,293)	(6,927,161)	(35,416,155)
55. Capital and surplus as of statement date (Lines 36 + 54).....	65,904,584	101,869,871	73,380,877

DETAILS OF WRITE-INS

08.301.	0	0	0
08.302.	0	0	0
08.303.	0	0	0
08.398. Summary of remaining write-ins for Line 8.3 from overflow page.....	0	0	0
08.399. Totals (Lines 08.301 thru 08.303 plus 08.398) (Line 8.3 above).....	0	0	0
2701. Sundry disbursements and adjustments.....	8,276	57,313	(193,531)
2702.	0	0	0
2703.	0	0	0
2798. Summary of remaining write-ins for Line 27 from overflow page.....	0	0	0
2799. Totals (Lines 2701 thru 2703 plus 2798) (Line 27 above).....	8,276	57,313	(193,531)
5301.	0	0	0
5302.	0	0	0
5303.	0	0	0
5398. Summary of remaining write-ins for Line 53 from overflow page.....	0	0	0
5399. Totals (Lines 5301 thru 5303 plus 5398) (Line 53 above).....	0	0	0

U.S. FINANCIAL LIFE INSURANCE COMPANY CASH FLOW

	1 Current Year to Date	2 Prior Year To Date	3 Prior Year Ended December 31
CASH FROM OPERATIONS			
1. Premiums collected net of reinsurance.....	8,390,764	7,107,058	35,698,924
2. Net investment income.....	5,421,320	5,585,065	20,514,983
3. Miscellaneous income.....	4,231,113	4,532,380	17,058,855
4. Total (Lines 1 through 3).....	18,043,197	17,224,503	73,272,762
5. Benefit and loss related payments.....	29,668,847	19,304,597	70,755,375
6. Net transfers to Separate Accounts, Segregated Accounts and Protected Cell Accounts.....	0	0	0
7. Commissions, expenses paid and aggregate write-ins for deductions.....	2,214,586	2,299,385	7,672,489
8. Dividends paid to policyholders.....	0	0	0
9. Federal and foreign income taxes paid (recovered) net of \$.....0 tax on capital gains (losses).....	0	0	743,968
10. Total (Lines 5 through 9).....	31,883,433	21,603,982	79,171,832
11. Net cash from operations (Line 4 minus Line 10).....	(13,840,236)	(4,379,479)	(5,899,070)
CASH FROM INVESTMENTS			
12. Proceeds from investments sold, matured or repaid:			
12.1 Bonds.....	17,123,887	6,539,867	100,272,554
12.2 Stocks.....	0	0	0
12.3 Mortgage loans.....	0	0	0
12.4 Real estate.....	0	0	0
12.5 Other invested assets.....	0	0	0
12.6 Net gains or (losses) on cash, cash equivalents and short-term investments.....	0	0	0
12.7 Miscellaneous proceeds.....	248	598,355	3,300,145
12.8 Total investment proceeds (Lines 12.1 to 12.7).....	17,124,135	7,138,222	103,572,699
13. Cost of investments acquired (long-term only):			
13.1 Bonds.....	1,999,229	8,952,653	105,922,196
13.2 Stocks.....	0	0	0
13.3 Mortgage loans.....	0	0	0
13.4 Real estate.....	0	0	0
13.5 Other invested assets.....	0	0	0
13.6 Miscellaneous applications.....	0	0	0
13.7 Total investments acquired (Lines 13.1 to 13.6).....	1,999,229	8,952,653	105,922,196
14. Net increase or (decrease) in contract loans and premium notes.....	(479,446)	(36,130)	(1,453,608)
15. Net cash from investments (Line 12.8 minus Line 13.7 and Line 14).....	15,604,352	(1,778,301)	(895,889)
CASH FROM FINANCING AND MISCELLANEOUS SOURCES			
16. Cash provided (applied):			
16.1 Surplus notes, capital notes.....	0	0	0
16.2 Capital and paid in surplus, less treasury stock.....	0	0	(35,000,000)
16.3 Borrowed funds.....	0	0	0
16.4 Net deposits on deposit-type contracts and other insurance liabilities.....	0	0	(428,213)
16.5 Dividends to stockholders.....	0	0	0
16.6 Other cash provided (applied).....	12,736,467	(21,503,498)	(13,882,720)
17. Net cash from financing and miscellaneous sources (Lines 16.1 through 16.4 minus Line 16.5 plus Line 16.6).....	12,736,467	(21,503,498)	(49,310,933)
RECONCILIATION OF CASH, CASH EQUIVALENTS AND SHORT-TERM INVESTMENTS			
18. Net change in cash, cash equivalents and short-term investments (Line 11 plus Line 15 plus Line 17).....	14,500,583	(27,661,278)	(56,105,892)
19. Cash, cash equivalents and short-term investments:			
19.1 Beginning of year.....	(134,478)	55,971,414	55,971,414
19.2 End of period (Line 18 plus Line 19.1).....	14,366,105	28,310,136	(134,478)
Note: Supplemental disclosures of cash flow information for non-cash transactions:			
20.0001 Non-cash purchase.....	0	0	0
20.0002 Non-cash sales.....	0	0	0

EXHIBIT 1

DIRECT PREMIUMS AND DEPOSIT-TYPE CONTRACTS

	1 Current Year To Date	2 Prior Year To Date	3 Prior Year Ended December 31
1. Industrial life.....	0	0	0
2. Ordinary life insurance.....	26,964,724	30,325,285	124,644,688
3. Ordinary individual annuities.....	4,450	2,255	14,725
4. Credit life (group and individual).....	0	0	0
5. Group life insurance.....	0	0	0
6. Group annuities.....	0	0	0
7. A&H - group.....	0	0	0
8. A&H - credit (group and individual).....	0	0	0
9. A&H - other.....	0	0	0
10. Aggregate of all other lines of business.....	0	0	0
11. Subtotal.....	26,969,174	30,327,540	124,659,413
12. Deposit-type contracts.....	0	0	0
13. Total.....	26,969,174	30,327,540	124,659,413

DETAILS OF WRITE-INS

1001.	0	0	0
1002.	0	0	0
1003.	0	0	0
1098. Summary of remaining write-ins for Line 10 from overflow page.....	0	0	0
1099. Total (Lines 1001 thru 1003 plus 1098) (Line 10 above).....	0	0	0

NOTES TO FINANCIAL STATEMENTS

1. Summary of Significant Accounting Policies**A. Accounting Practices**

The accompanying financial statements of U.S. Financial Life Insurance Company ("the Company") are presented on the basis of accounting practices prescribed or permitted by the Ohio Insurance Department ("SAP").

The Ohio Insurance Department recognizes only SAP for determining and reporting the financial condition and results of operations of an insurance company, in order to determine its solvency under the Ohio Insurance law. The National Association of Insurance Commissioners' ("NAIC SAP") *Accounting and Procedures* manual has been adopted as a component of prescribed or permitted practices by the State of Ohio. There are no differences in Net income and Capital and Surplus between NAIC SAP and SAP for the Company. See table below:

	SSAP #	F/S Page	F/S Line #	March 31, 2018	December 31, 2017
NET INCOME					
(1) U.S.FINANCIAL LIFE INSURANCE COMPANY state basis (Page 4, Line 35, Columns 1 & 3)	XXX	XXX	XXX	\$(6,702,734)	\$9,038,832
(2) State Prescribed Practices that is an increase/decrease from NAIC SAP					
	N/A	N/A	N/A		
(3) State Permitted Practices that is an increase/decrease from NAIC SAP					
	N/A	N/A	N/A		
(4) NAIC SAP (1 - 2 - 3 = 4)	XXX	XXX	XXX	\$(6,702,734)	\$9,038,832
SURPLUS					
(5) U.S.FINANCIAL LIFE INSURANCE COMPANY Company state basis (Page 3, line 38, Columns 1 & 2)	XXX	XXX	XXX	\$65,904,584	\$73,380,877
(6) State Prescribed Practices that is an increase/decrease from NAIC SAP					
	N/A	N/A	N/A		
(7) State Prescribed Practices that is an increase/decrease from NAIC SAP					
	N/A	N/A	N/A		
(8) NAIC SAP (5 - 6 - 7 = 8)	XXX	XXX	XXX	\$65,904,584	\$73,380,877

B. No significant change.

C. Accounting Policy

Loan-backed securities are stated at either amortized cost or the lower of amortized cost or fair value. Prepayment assumptions for loan-backed bonds and structured securities were obtained from broker-dealer survey values or internal estimates. These assumptions are consistent with the current interest rate and economic environment. The retrospective adjustment method is predominately used for securities; the prospective adjustment method was used for issues in default and issues that have a variable interest rate.

D. Going Concern

No significant change.

2. Accounting Changes and Correction of Errors

No significant change.

3. Business Combinations and Goodwill

No significant change.

4. Discontinued Operations

No significant change.

NOTES TO FINANCIAL STATEMENTS

5. Investments

A.- C. No significant change.

D. Loan-Backed Securities

(1) Prepayment assumptions for loan-backed bonds and structured securities were obtained from broker-dealer survey values or internal estimates. These assumptions are consistent with the current interest rate and economic environment. The retrospective adjustment method is predominately used to value all securities except issues in default; the prospective adjustment method was used to value issues in default and issues that have a variable interest rate.

(2) and (3)

There were no loan-backed securities with a recognized other than temporary impairment as of March 31, 2018.

(4) There are no impaired (fair value is less than amortized cost) loan-backed securities for which an other than temporary impairment has not been recognized as a realized loss as of March 31, 2018.

(5) The Company's management, with the assistance of its investment advisors, monitors the investment performance of its portfolio. This review process culminates with a quarterly review of certain assets by AXA Financial's Investments Under Surveillance Committee that evaluates whether any investments are other than temporarily impaired. The review considers an analysis of individual credit metrics of each issuer as well as industry fundamentals and the outlook for the future. Based on the analysis, a determination is made to the ability of the issuer to service its debt obligation on an ongoing basis. If this ability is deemed to be impaired, then the appropriate provisions are taken.

E. Dollar Repurchase Agreements and /or Securities Lending Transactions

The Company has not entered into any repurchase agreements and/or securities lending transactions.

F. -L. No significant change.

M. Working Capital Finance Investments

The Company does not hold any working capital finance investments.

N. Offsetting and Netting of Assets and Liabilities:

None

O. No significant change.

P. 5*Securities

None

Q. Short Sales

None

R. Prepayment Penalty and Acceleration Fees

None

6. Joint Ventures, Partnerships and Limited Liability Companies

No significant change.

7. Investment Income

No significant change.

8. Derivative Instruments

No significant change.

9. Income Taxes

No significant change.

10. Information Concerning Parent, Subsidiaries and Affiliates

A.-C. No significant change.

D. The Company reported amounts due from affiliates of \$1.0 million and \$13.2 million at March 31, 2018 and December 31, 2017, respectively. The Company reported amounts payable to affiliates of \$0.7 million and \$0.6 million at March 31, 2018 and December 31, 2017, respectively primarily related to expense allocations and reinsurance settlements.

E.-N. No significant change.

11. Debt

A. No significant change.

B. Federal Home Loan Bank (“FHLB”)

The Company has no FHLB agreement at March 31, 2018 .

12. Retirement plans, Deferred Compensation, Post-employment Benefits and Compensated Absences and Other Postretirement Plans

The Company does not have any Retirement Plans, Deferred Compensation, Postemployment Benefits and Compensated Absences and Other Postretirement Benefit Plans.

13. Capital and Surplus, Shareholders’ Dividend Restrictions and Quasi-Reorganizations

No significant change.

14. Contingencies

A. - F. No significant change.

15. Leases

No significant change.

16. Information about Financial Instruments with Off-Balance Sheet Risk and Financial Instruments with Concentrations of Credit Risk

No significant change.

17. Sale, Transfer and Servicing of Financial Assets and Extinguishments of Liabilities

A. Transfers of Receivables reported as sales

No significant change.

B. Transfer and Servicing of Financial Assets

The Company did not have any transactions related to the transfer and servicing of financial assets and extinguishments of liabilities.

C. Wash Sales

The Company did not sell any securities during the year ended March 31, 2018, which were reacquired within 30 days of the sale date.

18. Gain or Loss to the Reporting Entity from Uninsured A&H Plans and the Uninsured Portion of Partially Insured Plans

No significant change.

19. Direct Premium Written/Produced by Managing General Agents/Third Party Administrators

No significant change.

NOTES TO FINANCIAL STATEMENTS

20. Fair Value Measurements

A. Fair Value Measurements as of March 31, 2018.

Description	Level 1	Level 2	Level 3	Total
a. Assets at Fair Value :				
Bonds:				
Residential Mortgage-Backed Securities	\$ —	—	—	—
Other Corporate		—	162,200	162,200
Total Bonds	\$ —	\$ —	\$ 162,200	\$ 162,200
Parent, Subsidiaries and Affiliates				
Preferred Stocks:				
Parent, Subsidiaries and Affiliates	—	—	—	—
Total Preferred Stocks	\$ —	—	—	—
Common Stocks:				
Parent, Subsidiaries and Affiliates	—	—	—	—
Total Common Stocks	\$ —	\$ —	\$ —	—
Total Assets at Fair Value	\$ —	\$ —	\$ 162,200	\$ 162,200

2) Fair Value Measurements in Level 3 of the Fair Value Hierarchy:

a. Assets	Beginning Balance, Jan. 1, 2018	Transfers Into Level 3*	Transfers Out of Level 3**	Total Gains and (Losses) Included in Net Income	Total Gains and (Losses) Included in Surplus	Purchases	Issuances	Sales	Settlements	Ending Balance, Mar. 31, 2018
Other Corporate	\$92,000	90,969			(20,769)					\$162,200
Total	\$92,000	90,969	0	0	(20,769)			0		\$162,200
b. Liabilities	Beginning Balance, Jan. 1, 2018	Transfers Into Level 3	Transfers Out of Level 3	Total Gains and (Losses) Included in Net Income	Total Gains and (Losses) Included in Surplus	Purchases	Issuances	Sales	Settlements	Ending Balance, Mar. 31, 2018
Total										

* Amount includes \$90,969 of Level 3 securities now carried at fair value, where the market value is less than the adjusted cost (carried at adjusted cost in prior period).

** Amount includes (0) of Level 3 securities no longer carried at market value.

B. N/A

C. Aggregate Fair Value of all Financial Instruments:

The following table discloses carrying value and estimated fair value (defined within the fair value hierarchy) as of March 31, 2018 for financial instruments :

Type of Financial Instrument	Aggregate Fair Value	Admitted Assets	(Level 1)	(Level 2)	(Level 3)	Not Practicable (Carrying Value)
Bonds	\$434,654,495	\$426,330,890	—	\$434,291,761	\$362,734	—
Preferred Stock	\$3,359,988	\$3,990,630	—	\$3,359,988	—	—

D. Not Practicable to estimate Fair Value

None

21. Other Items

No significant change.

22. Events Subsequent

On May 10, 2017, AXA announced its intention to pursue the sale of a minority stake in our indirect parent, Equitable Holdings, through a proposed initial public offering (the “Holdings IPO”) in the first half of 2018. On November 13, 2017, Holdings filed a Form S-1 registration statement with the Security and Exchange Commission (the “SEC”). The Holdings IPO is expected to close on May 14, 2018.

23. Reinsurance

No significant change.

24. Retrospectively Rated Contracts and Contracts Subject to Redetermination

The Company does not write retrospective rated contracts.

25. Change in Incurred Losses and Loss Adjustment Expenses

There are no material changes in the provision for incurred loss and loss adjustment expenses attributable to insured events of prior years.

26. Intercompany Pooling Arrangements

No significant change.

27. Structured Settlements

No significant change.

28. Health Care Receivables

No significant change.

29. Participating Policies

No significant change.

30. Premium Deficiency Reserves

No significant change.

31. Reserves for Life Contracts and Annuity Contracts

No significant change.

32. Analysis of Annuity Actuarial Reserves and Deposit Liabilities by Withdrawal Characteristics

No significant change.

33. Premium and Annuity Considerations Deferred and Uncollected

No significant change.

34. Separate Accounts

Not applicable

35. Loss/Claim Adjustment Expenses

No significant change.

GENERAL INTERROGATORIES

PART 1 - COMMON INTERROGATORIES

GENERAL

- 1.1 Did the reporting entity experience any material transactions requiring the filing of Disclosure of Material Transactions with the State of Domicile, as required by the Model Act? Yes [] No [X]
- 1.2 If yes, has the report been filed with the domiciliary state? Yes [] No []
- 2.1 Has any change been made during the year of this statement in the charter, by-laws, articles of incorporation, or deed of settlement of the reporting entity? Yes [] No [X]
- 2.2 If yes, date of change: _____
- 3.1 Is the reporting entity a member of an Insurance Holding Company System consisting of two or more affiliated persons, one or more of which is an insurer? Yes [X] No []
If yes, complete Schedule Y, Parts 1 and 1A.
- 3.2 Have there been any substantial changes in the organizational chart since the prior quarter end? Yes [] No [X]
- 3.3 If the response to 3.2 is yes, provide a brief description of those changes.
- 3.4 Is the reporting entity publicly traded or a member of a publicly traded group? Yes [X] No []
- 3.5 If the response to 3.4 is yes, provide the CIK (Central Index Key) code issued by the SEC for the entity/group. 0000898427
- 4.1 Has the reporting entity been a party to a merger or consolidation during the period covered by this statement? Yes [] No [X]
- 4.2 If yes, provide name of entity, NAIC Company Code, and state of domicile (use two letter state abbreviation) for any entity that has ceased to exist as a result of the merger or consolidation.

1 Name of Entity	2 NAIC Company Code	3 State of Domicile
	0	

- 5. If the reporting entity is subject to a management agreement, including third-party administrator(s), managing general agent(s), attorney-in-fact, or similar agreement, have there been any significant changes regarding the terms of the agreement or principals involved? Yes [] No [X] N/A []
If yes, attach an explanation.
- 6.1 State as of what date the latest financial examination of the reporting entity was made or is being made. 12/31/2015
- 6.2 State the as of date that the latest financial examination report became available from either the state of domicile or the reporting entity. This date should be the date of the examined balance sheet and not the date the report was completed or released. 12/31/2015
- 6.3 State as of what date the latest financial examination report became available to other states or the public from either the state of domicile or the reporting entity. This is the release date or completion date of the examination report and not the date of the examination (balance sheet date). 05/25/2017
- 6.4 By what department or departments?
State of Ohio Department of Insurance
- 6.5 Have all financial statement adjustments within the latest financial examination report been accounted for in a subsequent financial statement filed with Departments? Yes [] No [] N/A [X]
- 6.6 Have all of the recommendations within the latest financial examination report been complied with? Yes [X] No [] N/A []
- 7.1 Has this reporting entity had any Certificates of Authority, licenses or registrations (including corporate registration, if applicable) suspended or revoked by any governmental entity during the reporting period? Yes [] No [X]
- 7.2 If yes, give full information:
- 8.1 Is the company a subsidiary of a bank holding company regulated with the Federal Reserve Board? Yes [] No [X]
- 8.2 If response to 8.1 is yes, please identify the name of the bank holding company.
- 8.3 Is the company affiliated with one or more banks, thrifts or securities firms? Yes [X] No []
- 8.4 If the response to 8.3 is yes, please provide below the names and location (city and state of the main office) of any affiliates regulated by a federal regulatory services agency [i.e. the Federal Reserve Board (FRB), the Office of the Comptroller of the Currency (OCC), the Federal Deposit Insurance Corporation (FDIC) and the Securities Exchange Commission (SEC)] and identify the affiliate's primary federal regulator].

1 Affiliate Name	2 Location (City, State)	3 FRB	4 OCC	5 FDIC	6 SEC
AB Custom Alternative Investments LLC	New York, NY				Yes
AllianceBernstein Real estate Investment LLC	New York, NY				Yes
AllianceBernstein Private Credit Investors LLC	New York, NY				YES
AllianceBernstein Corporation	New York, NY				YES
AllianceBernstein Global Derivatives Corporation	New York, NY				YES
AllianceBernstein Holding LP	New York, NY				YES
AllianceBernstein Investments Inc.	New York, NY				YES
AllianceBernstein LP	New York, NY				YES
AXA Advisors, LLC	New York, NY				YES
AXA Equitable Funds Management Group, LLC	New York, NY				YES
AXA Distributors, LLC	New York, NY				YES
AXA Investment Managers Inc.	Greenwich, CT				YES
AXA Real Estate Investment Managers US, LLC	New York, NY				YES
AXA Rosenberg Investment Management, LLC	Orinda, CA				YES
Sanford C. Bernstein & Co., LLC	New York, NY				YES
AXA Equitable Life Insurance Company	New York, NY				YES
W.P. Stewart & Co., LLC.	New York, NY				YES
W.P. Stewart Asset Management Ltd.	New York, NY				YES

- 9.1 Are the senior officers (principal executive officer, principal financial officer, principal accounting officer or controller, or persons performing similar functions) of the reporting entity subject to a code of ethics, which includes the following standards? Yes [X] No []
 - (a) Honest and ethical conduct, including the ethical handling of actual or apparent conflicts of interest between personal and professional relationships;

GENERAL INTERROGATORIES

PART 1 - COMMON INTERROGATORIES

- (b) Full, fair, accurate, timely and understandable disclosure in the periodic reports required to be filed by the reporting entity;
- (c) Compliance with applicable governmental laws, rules and regulations;
- (d) The prompt internal reporting of violations to an appropriate person or persons identified in the code; and
- (e) Accountability for adherence to the code.

9.11 If the response to 9.1 is No, please explain:

9.2 Has the code of ethics for senior managers been amended?

Yes [] No [X]

9.21 If the response to 9.2 is Yes, provide information related to amendment(s).

9.3 Have any provisions of the code of ethics been waived for any of the specified officers?

Yes [] No [X]

9.31 If the response to 9.3 is Yes, provide the nature of any waiver(s).

FINANCIAL

10.1 Does the reporting entity report any amounts due from parent, subsidiaries or affiliates on Page 2 of this statement?

Yes [X] No []

10.2 If yes, indicate any amounts receivable from parent included in the Page 2 amount:

\$ 0

INVESTMENT

11.1 Were any of the stocks, bonds, or other assets of the reporting entity loaned, placed under option agreement, or otherwise made available for use by another person? (Exclude securities under securities lending agreements.)

Yes [X] No []

11.2 If yes, give full and complete information relating thereto:

Exceptions are listed in Schedule of Special Deposits

12. Amount of real estate and mortgages held in other invested assets in Schedule BA:

\$ 0

13. Amount of real estate and mortgages held in short-term investments:

\$ 0

14.1 Does the reporting entity have any investments in parent, subsidiaries and affiliates?

Yes [] No [X]

14.2 If yes, please complete the following:

	1 Prior Year End Book/Adjusted Carrying Value	2 Current Quarter Book/Adjusted Carrying Value
14.21 Bonds	\$ 0	\$ 0
14.22 Preferred Stock	0	0
14.23 Common Stock	0	0
14.24 Short-Term Investments	0	0
14.25 Mortgage Loans on Real Estate	0	0
14.26 All Other	0	0
14.27 Total Investment in Parent, Subsidiaries and Affiliates (Subtotal Lines 14.21 to 14.26)	\$ 0	\$ 0
14.28 Total Investment in Parent included in Lines 14.21 to 14.26 above	\$ 0	\$ 0

15.1 Has the reporting entity entered into any hedging transactions reported on Schedule DB?

Yes [] No [X]

15.2 If yes, has a comprehensive description of the hedging program been made available to the domiciliary state?

Yes [] No []

If no, attach a description with this statement.

16. For the reporting entity's security lending program, state the amount of the following as of current statement date:

16.1 Total fair value of reinvested collateral assets reported on Schedule DL, Parts 1 and 2:

\$ 0

16.2 Total book adjusted/carrying value of reinvested collateral assets reported on Schedule DL, Parts 1 and 2:

\$ 0

16.3 Total payable for securities lending reported on the liability page:

\$ 0

17. Excluding items in Schedule E-Part 3-Special Deposits, real estate, mortgage loans and investments held physically in the reporting entity's offices, vaults or safety deposit boxes, were all stocks, bonds and other securities, owned throughout the current year held pursuant to a custodial agreement with a qualified bank or trust company in accordance with Section 1, III - General Examination Considerations, F. Outsourcing of Critical Functions, Custodial or Safekeeping Agreements of the NAIC *Financial Condition Examiners Handbook*?

Yes [X] No []

17.1 For all agreements that comply with the requirements of the NAIC *Financial Condition Examiners Handbook*, complete the following:

1 Name of Custodian(s)	2 Custodian Address
JPMorgan Chase	270 Park Avenue, New York, NY 10017
BNY Mellon Liquidity Direct	One Wall Street, New York, NY 10286

17.2 For all agreements that do not comply with the requirements of the NAIC *Financial Condition Examiners Handbook*, provide the name, location and a complete explanation:

1 Name(s)	2 Location(s)	3 Complete Explanation(s)

17.3 Have there been any changes, including name changes, in the custodian(s) identified in 17.1 during the current quarter?

Yes [] No [X]

17.4 If yes, give full and complete information relating thereto:

1 Old Custodian	2 New Custodian	3 Date of Change	4 Reason

GENERAL INTERROGATORIES

PART 1 - COMMON INTERROGATORIES

- 17.5 Investment management – Identify all investment advisors, investment managers, broker/dealers, including individuals that have the authority to make investment decisions on behalf of the reporting entity. For assets that are managed internally by employees of the reporting entity, note as such ["...that have access to the investment accounts", "handle securities"].

1 Name of Firm or Individual	2 Affiliation
Alliance Bernstein, LP	A

- 17.5097 For those firms/individuals listed in the table for Question 17.5, do any firms/individuals unaffiliated with the reporting entity (i.e., designated with a "U") manage more than 10% of the reporting entity's assets? Yes [] No [X]
- 17.5098 For firms/individuals unaffiliated with the reporting entity (i.e., designated with a "U") listed in the table for Question 17.5, does the total assets under management aggregate to more than 50% of the reporting entity's assets? Yes [] No [X]
- 17.6 For those firms or individuals listed in the table for 17.5 with an affiliation code of "A" (affiliated) or "U" (unaffiliated), provide the information for the table below.

1 Central Registration Depository Number	2 Name of Firm or Individual	3 Legal Entity Identifier (LEI)	4 Registered With	5 Investment Management Agreement (IMA) Filed
108477	Alliance Bernstein, LP	0JK55UGWSWNF3X7KLQ85	SEC	DS

- 18.1 Have all the filing requirements of the *Purposes and Procedures Manual of the NAIC Investment Analysis Office* been followed? Yes [X] No []
- 18.2 If no, list exceptions:

19. By self-designating 5*GI securities, the reporting entity is certifying the following elements for each self-designated 5*GI security:
- Documentation necessary to permit a full credit analysis of the security does not exist.
 - Issuer or obligor is current on all contracted interest and principal payments.
 - The insurer has an actual expectation of ultimate payment of all contracted interest and principal.
- Has the reporting entity self-designated 5*GI securities? Yes [] No [XX]

GENERAL INTERROGATORIES (continued)

PART 2 - LIFE & HEALTH

1.	Report the statement value of mortgage loans at the end of this reporting period for the following categories:		
1.1	Long-term mortgages in good standing	Amount	
1.11	Farm mortgages.....	\$.....	0
1.12	Residential mortgages.....	\$.....	0
1.13	Commercial mortgages.....	\$.....	0
1.14	Total mortgages in good standing.....	\$.....	0
1.2	Long-term mortgages in good standing with restructured terms		
1.21	Total mortgages in good standing with restructured terms.....	\$.....	0
1.3	Long-term mortgage loans upon which interest is overdue more than three months		
1.31	Farm mortgages.....	\$.....	0
1.32	Residential mortgages.....	\$.....	0
1.33	Commercial mortgages.....	\$.....	0
1.34	Total mortgages with interest overdue more than three months.....	\$.....	0
1.4	Long-term mortgage loans in process of foreclosure		
1.41	Farm mortgages.....	\$.....	0
1.42	Residential mortgages.....	\$.....	0
1.43	Commercial mortgages.....	\$.....	0
1.44	Total mortgages in process of foreclosure.....	\$.....	0
1.5	Total mortgage loans (Lines 1.14 + 1.21 + 1.34 + 1.44) (Page 2, Column 3, Lines 3.1 + 3.2)	\$.....	0
1.6	Long-term mortgages foreclosed, properties transferred to real estate in current quarter		
1.61	Farm mortgages.....	\$.....	0
1.62	Residential mortgages.....	\$.....	0
1.63	Commercial mortgages.....	\$.....	0
1.64	Total mortgages foreclosed and transferred to real estate.....	\$.....	0
2.	Operating Percentages:		
2.1	A&H loss percent.....	0.0
2.2	A&H cost containment percent.....	0.0
2.3	A&H expense percent excluding cost containment expenses.....	0.0
3.1	Do you act as a custodian for health savings accounts?.....	Yes []	No [X]
3.2	If yes, please provide the amount of custodial funds held as of the reporting date.....	\$.....	0
3.3	Do you act as an administrator for health savings accounts?.....	Yes []	No [X]
3.4	If yes, please provide the balance of the funds administered as of the reporting date.....	\$.....	0
4.	Is the reporting entity licensed or chartered, registered, qualified, eligible or writing business in at least two states?.....	Yes [X]	No []
4.1	If no, does the reporting entity assume reinsurance business that covers risks residing in at least one state other than the state of domicile or the reporting entity?.....	Yes []	No []

SCHEDULE S - CEDED REINSURANCE

Showing All New Reinsurance Treaties - Current Year to Date

1	2	3	4	5	6	7	8	9
NAIC Company Code	ID Number	Effective Date	Name of Reinsurer	Domiciliary Jurisdiction	Type of Reinsurance Ceded	Type of Reinsurer	Certified Reinsurer Rating (1 through 6)	Effective Date of Certified Reinsurer Rating

NONE

U.S. FINANCIAL LIFE INSURANCE COMPANY SCHEDULE T - PREMIUMS AND ANNUITY CONSIDERATIONS

Current Year to Date - Allocated by States and Territories

1	States, Etc.	Active Status (a)	Direct Business Only					
			Life Contracts		4 A&H Insurance Premiums, Including Policy Membership and Other Fees	5 Other Considerations	6 Total Columns 2 through 5	7 Deposit-Type Contracts
			2 Life Insurance Premiums	3 Annuity Considerations				
1.	Alabama.....	AL L	609,321	0	0	0	609,321	0
2.	Alaska.....	AK L	32,359	0	0	0	32,359	0
3.	Arizona.....	AZ L	371,941	0	0	0	371,941	0
4.	Arkansas.....	AR L	253,998	0	0	0	253,998	0
5.	California.....	CA L	2,119,428	0	0	0	2,119,428	0
6.	Colorado.....	CO L	489,522	0	0	0	489,522	0
7.	Connecticut.....	CT L	525,923	0	0	0	525,923	0
8.	Delaware.....	DE L	417,915	0	0	0	417,915	0
9.	District of Columbia.....	DC L	31,495	0	0	0	31,495	0
10.	Florida.....	FL L	1,927,887	0	0	0	1,927,887	0
11.	Georgia.....	GA L	999,186	0	0	0	999,186	0
12.	Hawaii.....	HI L	77,038	0	0	0	77,038	0
13.	Idaho.....	ID L	74,976	0	0	0	74,976	0
14.	Illinois.....	IL L	1,341,978	0	0	0	1,341,978	0
15.	Indiana.....	IN L	553,377	2,050	0	0	555,427	0
16.	Iowa.....	IA L	335,780	0	0	0	335,780	0
17.	Kansas.....	KS L	364,244	0	0	0	364,244	0
18.	Kentucky.....	KY L	507,153	0	0	0	507,153	0
19.	Louisiana.....	LA L	344,048	0	0	0	344,048	0
20.	Maine.....	ME L	114,862	0	0	0	114,862	0
21.	Maryland.....	MD L	523,743	0	0	0	523,743	0
22.	Massachusetts.....	MA L	894,410	0	0	0	894,410	0
23.	Michigan.....	MI L	1,761,400	150	0	0	1,761,550	0
24.	Minnesota.....	MN L	1,377,160	0	0	0	1,377,160	0
25.	Mississippi.....	MS L	443,833	0	0	0	443,833	0
26.	Missouri.....	MO L	705,570	1,650	0	0	707,220	0
27.	Montana.....	MT L	100,290	0	0	0	100,290	0
28.	Nebraska.....	NE L	225,844	0	0	0	225,844	0
29.	Nevada.....	NV L	127,017	0	0	0	127,017	0
30.	New Hampshire.....	NH L	124,205	0	0	0	124,205	0
31.	New Jersey.....	NJ L	751,266	0	0	0	751,266	0
32.	New Mexico.....	NM L	136,705	0	0	0	136,705	0
33.	New York.....	NY N	183,785	0	0	0	183,785	0
34.	North Carolina.....	NC L	1,333,279	0	0	0	1,333,279	0
35.	North Dakota.....	ND L	237,302	0	0	0	237,302	0
36.	Ohio.....	OH L	1,767,736	0	0	0	1,767,736	0
37.	Oklahoma.....	OK L	289,790	0	0	0	289,790	0
38.	Oregon.....	OR L	246,021	0	0	0	246,021	0
39.	Pennsylvania.....	PA L	1,609,914	0	0	0	1,609,914	0
40.	Rhode Island.....	RI L	139,344	0	0	0	139,344	0
41.	South Carolina.....	SC L	580,358	0	0	0	580,358	0
42.	South Dakota.....	SD L	236,344	0	0	0	236,344	0
43.	Tennessee.....	TN L	1,057,758	0	0	0	1,057,758	0
44.	Texas.....	TX L	2,544,667	600	0	0	2,545,267	0
45.	Utah.....	UT L	233,602	0	0	0	233,602	0
46.	Vermont.....	VT L	34,874	0	0	0	34,874	0
47.	Virginia.....	VA L	439,396	0	0	0	439,396	0
48.	Washington.....	WA L	504,497	0	0	0	504,497	0
49.	West Virginia.....	WV L	73,063	0	0	0	73,063	0
50.	Wisconsin.....	WI L	508,747	0	0	0	508,747	0
51.	Wyoming.....	WY L	44,051	0	0	0	44,051	0
52.	American Samoa.....	AS N	0	0	0	0	0	0
53.	Guam.....	GU N	266	0	0	0	266	0
54.	Puerto Rico.....	PR N	772	0	0	0	772	0
55.	US Virgin Islands.....	VI N	0	0	0	0	0	0
56.	Northern Mariana Islands.....	MP N	0	0	0	0	0	0
57.	Canada.....	CAN N	5,137	0	0	0	5,137	0
58.	Aggregate Other Alien.....	OT XXX	15,643	0	0	0	15,643	0
59.	Subtotal.....	XXX	30,750,220	4,450	0	0	30,754,670	0
90.	Reporting entity contributions for employee benefit plans.....	XXX	0	0	0	0	0	0
91.	Dividends or refunds applied to purchase paid-up additions and annuities.....	XXX	0	0	0	0	0	0
92.	Dividends or refunds applied to shorten endowment or premium paying period.....	XXX	0	0	0	0	0	0
93.	Premium or annuity considerations waived under disability or other contract provisions.....	XXX	25,907	0	0	0	25,907	0
94.	Aggregate other amounts not allocable by State.....	XXX	0	0	0	0	0	0
95.	Totals (Direct Business).....	XXX	30,776,127	4,450	0	0	30,780,577	0
96.	Plus Reinsurance Assumed.....	XXX	0	0	0	0	0	0
97.	Totals (All Business).....	XXX	30,776,127	4,450	0	0	30,780,577	0
98.	Less Reinsurance Ceded.....	XXX	22,389,813	0	0	0	22,389,813	0
99.	Totals (All Business) less Reinsurance Ceded.....	XXX	8,386,314	4,450	0	0	8,390,764	0

DETAILS OF WRITE-INS

58001.	Other Alien.....	XXX	15,643	0	0	0	15,643	0
58002.	XXX	0	0	0	0	0	0
58003.	XXX	0	0	0	0	0	0
58998.	Summary of remaining write-ins for line 58 from overflow page.....	XXX	0	0	0	0	0	0
58999.	Total (Lines 58001 thru 58003 plus 58998) (Line 58 above).....	XXX	15,643	0	0	0	15,643	0
9401.	XXX	0	0	0	0	0	0
9402.	XXX	0	0	0	0	0	0
9403.	XXX	0	0	0	0	0	0
9498.	Summary of remaining write-ins for line 94 from overflow page.....	XXX	0	0	0	0	0	0
9499.	Total (Lines 9401 thru 9403 plus 9498) (Line 94 above).....	XXX	0	0	0	0	0	0

(a) Active Status Count
 L - Licensed or Chartered - Licensed insurance carrier or domiciled RRG..... 50
 E - Eligible - Reporting entities eligible or approved to write surplus lines in the state..... 0

R - Registered - Non-domiciled RRGs..... 0
 Q - Qualified - Qualified or accredited reinsurer..... 0
 N - None of the above - Not allowed to write business in the state..... 7

SCHEDULE Y - INFORMATION CONCERNING ACTIVITIES OF INSURER MEMBERS OF A HOLDING COMPANY GROUP
PART 1 – ORGANIZATIONAL CHART

Names of Parent, Subsidiaries or Affiliates	Ownership %	Federal ID#	NAIC Code	State of Domicile
AXA Assurance IARD Mutuelle				
AXA SA	11.26			
AXA Assurance Vie Mutuelle				
AXA SA	2.88			
AXA Assistance SA	100.00			
AXA Inter Partner Assistance - Belgium	100.00			
AXA France Assurance SAS	98.75			
AXA Corporate Solutions Assurance - France	100.00			
AXA Matrix Risk Consultants SA (France)	100.00			
AXA Matrix Risk Consultants Shanghai Co.Ltd	100.00			
AXA Matrix Risk Consultants India Prt Ltd	100.00			
AXA Matrix Risk Consultants US Inc.	100.00			
AXA Matrix Risk Consultants Brazil Ltd.	100.00			
AXA Group Solutions - France	100.00			
AXA Assistance Inc. USA	73.77			
AXA Investment Managers	100.00			
AXA Investment Managers - France	100.00			
AXA Rosenberg Group LLC	100.00			
AXA IM Rose Inc	100.00	22-3624513		
AllianceBernstein LP	14.99	13-4064930		
AXA Mediterranean Holdings, S.A.U	100.00			
AXA Millésimes	42.34			
AXA Real Estate Investment Managers	100.00			
AXA Technology Services	100.00			
AXA Belgium	100.00			
AXA Life Insurance Company Ltd. - Hong Kong	100.00			
AXA General Ins. Hong Kong Ltd.- Hong Kong	100.00			
AXA General Insurance China Ltd	100.00			
AXA China - France	51.00			
AXA-Mimentals Assurance Company Limited	51.00			
AXA Societe Beaujon	100.00			
AXA Pojistovna a.s.	100.00			
AXA Zivtni Pojistovna a.s.	100.00			
AXA Penzijni Fond a.s.	99.98			
AXA Biztosito Zrt.	100.00			
AXA Zycie Towarzystwo Ubezpieczen S.A.	90.24			
AXA Powszechne Towarzystwo Emerytalne S.A.	100.00			
AXA Towarzystwo Ubezpieczen i Reasekuracji S.A.	100.00			
AXA Life Insurance SA	99.90			
AXA Business Services Private Limited	99.99			
Compagnie Financiere de Paris	100.00			
AXA France Assurance	100.00			
AXA Corporate Solutions Assurance	98.75	AA-1320012		
AXA Global Life	100.00			
AXA Global P&C	100.00			
AXA Liabilities Managers - France	99.90			
AXA Liabilities Managers - US	100.00			
AXA DBIO GP S.à.r.l.	100.00			
AXA DBIO S.C.A.	9.74			
GLOBALE Ruckversicherungs-AG	100.00			
GLOBAL Group of Australia Pty. Ltd.	100.00			
GLOBAL Life Reinsurance Company of Australia	100.00			
GLOBAL U.S. Holdings, Inc.	100.00	13-3907460		
GLOBAL Reinsurance Corporation of America	100.00	13-5009848	21032	NY
GLOBAL Reinsurance Canada Holdings Inc.	100.00			
GLOBAL Reinsurance Company	100.00			

Q12

SCHEDULE Y - INFORMATION CONCERNING ACTIVITIES OF INSURER MEMBERS OF A HOLDING COMPANY GROUP
PART 1 – ORGANIZATIONAL CHART

Names of Parent, Subsidiaries or Affiliates	Ownership %	Federal ID#	NAIC Code	State of Domicile
AXA Assurance IARD Mutuelle				
AXA SA	11.26			
AXA Assurance Vie Mutuelle				
AXA SA	2.88			
Colisee Re - France	99.90	AA-1320035		
AXA DBIO S.C.A.	21.67			
AXA Konzern AG	100.00			
AXA Investment Managers	5.20			
WinCom Versicherungs-Holding AG	100.00			
DBV Deutsche Beamtenversicherung Leben AG	94.90			
DBV Deutsche Beamtenversicherung AG	100.00			
DBV Deutsche Lebensversicherung AG	100.00			
AXA Versicherung AG	100.00	AA-1340055		
AXA ART Versicherung AG - Cologne	100.00			
AXA Art Holdings Inc.	100.00			
Fine Art Service International Inc.	100.00			
AXA Art Insurance Corporation	100.00	13-3368745	29530	NY
AXA Art Americas Corporation	100.00			
AXA Szolgaltato Kft.	100.00			
AXA India Holdings	100.00			
Bharti AXA Life Insurance Company	22.22			
Bharti AXA General Insurance	100.00			
National Mutual International Pty Limited	100.00			
AXA-AFFIN Life Insurance Berhad	49.00			
AXA Financial Services (Singapore) Pte Ltd.	100.00			
ipac financial planning Taiwan Limited	100.00			
AXA Insurance Singapore Pte Ltd	100.00			
AXA Asia Regional Centre Pte Ltd	100.00			
P.T. Asuransi AXA Indonesia	80.00			
P.T. Life Indonesia	80.00			
AXA Financial Services (Singapore) Pte Ltd.	100.00			
AXA Life Europe	100.00			
AXA Global Distributors (Ireland) Limited	100.00			
AXA Ireland Limited	100.00			
AXA mps Financial Ltd.	100.00			
AXA Italia S.p.A.	98.24			
AXA Assicurazioni S.p.A.	98.11			
AXA Japan Holding Co., Ltd	78.67			
AXA Life Insurance Co.,	100.00			
AXA General Insurance Co., Ltd	100.00			
AXA Collection Services Co. Ltd	100.00			
Nextia Life Insurance Co., Ltd	97.25			
AXA Seguros, S.A. de CV	99.94	AA-2730011		
Voltaire Participacoes	100.00			
AXA Luxembourg SA	99.99			
Finance Solutions S.ar.l. ("Finso")	100.00			
Maignon Finance S.A.	100.00			
AXA-AFFIN General Insurance Berhad	42.40			
Philippine AXA Life Insurance Corporation	45.00			
AXA Middle East SAL Lebanon	49.00			
AXA Holding SAL	100.00			
AXA Gulf Holding W.L.L.	95.00			
AXA Holding Maroc	100.00			
AXA Assurance Maroc	100.00			
Seguro Directo Gere Compania de Seguros SA	100.00			
AXA Portugal Companhia de Seguros SA	83.02			
AXA Portugal Companhia de Seguros Vida SA	87.63			
AXA Services s.r.o.	100.00			
EX-SR a.s. v likvdacii	100.00			
AXA d.s.s., a.s.	100.00			
AXA d.d.s., a.s.	100.00			
AXA General Insurance	94.13			

Q12.1

SCHEDULE Y - INFORMATION CONCERNING ACTIVITIES OF INSURER MEMBERS OF A HOLDING COMPANY GROUP
PART 1 – ORGANIZATIONAL CHART

Names of Parent, Subsidiaries or Affiliates	Ownership %	Federal ID#	NAIC Code	State of Domicile
AXA Assurance IARD Mutuelle				
AXA SA	11.26			
AXA Assurance Vie Mutuelle				
AXA SA	2.88			
AXA Mediterraenan Holding, S.A.U	100.00			
Hilo Direct, Seguros y Reaseguros S.A.	99.99			
AXA MEDLA IT & Local Support Services, S.A.	100.00			
AXA Regional Services, S.A.	100.00			
AXA Seguros Generales, S.A. de Seguros y Reaseguros	99.89			
AXA Pensiones, S.A. E.G.F.P.	100.00			
AXA Tigris, S.A.	100.00			
AXA Vida, S.A.de Seguros y Reaseguros	99.80			
AXA Senegal	51.53			
AXA Cote d'Ivoire	78.64			
AXA Cameroun ©	99.90			
AXA Gabon	86.49			
AXA Versicherungen AG	100.00			
AXA Leben AG	100.00			
Rechtsschutz AG	66.67			
AXA Insurance Public Co. Ltd	24.99			
ASM Holdings Limited	48.80			
Krungthai-AXA Life Insurance Company Limited	25.00			
AXA Hayat ve Emeklilik A.S.	100.00			
AXA Sigorta A.S.	72.55			
AXA Insurance	50.29			
AXA Ukraine	50.00			
AXA Global Risks (Uk) Limited	100.00			
Hordel FV	100.00			
AXA Equity & Law Plc	99.90			
AXA UK PLC	46.90			
AXA UK PLC	53.10			
Bluefin Group Limited	100.00			
GBI Holdings Limited	100.00			
Guardian Royal Exchange PLC	100.00			
Architas Advisory Services Limited	100.00			
Architas Multi-Manager Limited	100.00			
AXA Sun Direct Limited	100.00			
Broad Vista Partners, LLC	30.00	81-3019204		
AXA US Holdings, Inc.	100.00	82-3179759		DE
Maestro Health, Inc	100.00			DE
AXA America Corporate Solutions, Inc.	100.00	36-3044045		DE
Coliseum Reinsurance Company	100.00	36-2994662	36552	DE
AllianceBernstein LP	2.99	13-4064930		DE
AXA Delaware LLC	100.00	13-4177328		DE
AXA Insurance Company	100.00	13-3594502	33022	NY

Q12.2

SCHEDULE Y - INFORMATION CONCERNING ACTIVITIES OF INSURER MEMBERS OF A HOLDING COMPANY GROUP
PART 1 – ORGANIZATIONAL CHART

Names of Parent, Subsidiaries or Affiliates	Ownership %	Federal ID#	NAIC Code	State of Domicile
AXA Assurance IARD Mutuelle				
AXA SA	11.26			
AXA Assurance Vie Mutuelle				
AXA SA	2.88			
AXA Equitable Holdings, Inc	100.00	90-0226248		
AllianceBernstein LP	0.85	13-4064930		
AXA Technology Services America Inc.	100.00	30-0011728		
AXA Corporate Solutions Life Reinsurance Company	100.00	04-2729166	68365	DE
CS Life Re Company	100.00	46-5697182	15502	AZ
AXA Financial, Inc.	100.00	13-3623351		
787 Holdings, LLC	100.00	27-0294443		
1285 Holdings, LLC	100.00	46-1106388		
AllianceBernstein LP	15.79	13-4064930		DE
AXA Strategic Ventures US, LLC	100.00	47-2605009		
AXA Equitable Financial Services, LLC	100.00	52-2197822		
AXA Distribution Holding Corporation	100.00	13-4078005		
AXA Advisors, LLC	100.00	13-4071393		
AXA Network, LLC	100.00	06-1555494		
PlanConnect, LLC	100.00	27-1540220		
AXA RE Arizona Company	100.00	14-1903564	14355	AZ
EQ AZ Life Re Company	100.00	82-3971925	16234	AZ
AXA Equitable Life Insurance Company	100.00	13-5570651	62944	NY
AXA Equitable Funds Management Group, LLC	100.00	27-5373651		
EVSA, Inc	100.00	23-2671508		
Broad Vista Partners, LLC	70.00	81-3019204		
Long Creek Club Partners, LLC	100.00	81-4093983		
Montgomery Tower Member LLC	100.00	82-2532068		
UCC Chicago Acquisition Partner LLC	100.00	82-1763412		
Equitable Holdings, LLC	100.00	22-2766036		
Equitable Casualty Insurance Company	100.00	06-1166226	10589	VT
AllianceBernstein Corporation	100.00	13-3633538		
AXA Distributors, LLC	100.00	52-2233674		
JMR Reality services, Inc	100.00	13-3813232		
ACMC, LLC.	100.00	13-2677213		
AllianceBernstein LP	28.87	13-4064930		DE
AXA Equitable Life and Annuity Company	100.00	13-3198083	62880	CO
MONY Life Insurance Company of America	100.00	86-0222062	78077	AZ
AllianceBernstein LP	0.95	13-4064930		DE
U.S. Financial Life Insurance Company	100.00	38-2046096	84530	OH
MONY International Holdings, LLC	100.00	13-3790446		
MONY Life Insurance Company of the Americas, Ltd.	100.00	98-0152046		
MONY Financial Services, Inc	100.00	11-3722370		
Financial Marketing Agency, Inc.	100.00	31-1465146		
1740 Advisors, Inc.	100.00	13-2645490		

Q12.3

SCHEDULE Y

PART 1A - DETAIL OF INSURANCE HOLDING COMPANY SYSTEM

1	2	3	4	5	6	7	8	9	10	11	12	13	14	15	16
Group Code	Group Name	NAIC Company Code	ID Number	Federal RSSD	CIK	Name of Securities Exchange if Publicly Traded (U.S. or International)	Names of Parent, Subsidiaries or Affiliates	Domiciliary Location	Relationship to Reporting Entity	Directly Controlled by (Name of Entity/Person)	Type of Control (Ownership Board, Management, Attorney-in-Fact, Influence, Other)	If Control is Ownership Provide Percentage	Ultimate Controlling Entity(ies)/Person(s)	Is an SCA Filing Required? (Y/N)	*
Members															
0968	AXA	00000	00-0000000	898427	898427	Paris Stock Exchange	AXA SA	FRA	UIP	AXA Assurance IARD Mutuelle	Ownership	11.260		N	0
0968	AXA	00000	00-0000000	898427	898427	Paris Stock Exchange	AXA SA	FRA	UIP	AXA Assurance Vie Mutuelle	Ownership	2.880		N	0
0000		00000		0	0		AXA Assistance SA	FRA	NIA	AXA	Ownership	100.000	AXA	N	0
0000		00000		0	0		AXA Inter Partner Assistance - Belgium	BEL	NIA	AXA	Ownership	100.000	AXA	N	0
0000		00000		0	0		AXA France Assurance SAS	FRA	NIA	AXA	Ownership	100.000	AXA	N	0
0000		00000		0	0		AXA Corporate Solutions Assurance - France	FRA	NIA	AXA	Ownership	98.750	AXA	N	0
0000		00000		0	0		AXA Matrix Risk Consultants SA (France)	FRA	NIA	AXA Corporate Solutions Assurance - Fr	Ownership	100.000	AXA	N	0
0000		00000		0	0		AXA Matrix Risk Consultants Shanghai Co.Ltd.	CHN	NIA	AXA Matrix Risk Consultants SA (France)	Ownership	100.000	AXA	N	0
0000		00000		0	0		AXA Matrix Risk Consultants India Prt Ltd.	IND	NIA	AXA Matrix Risk Consultants SA (France)	Ownership	100.000	AXA	N	0
0000		00000		0	0		AXA Matrix Risk Consultants US Inc	USA	NIA	AXA Matrix Risk Consultants SA (France)	Ownership	100.000	AXA	N	0
0000		00000		0	0		AXA Matrix Risk Consultants Brazil Ltd.	BRA	NIA	AXA Matrix Risk Consultants SA (France)	Ownership	100.000	AXA	N	0
0000		00000		0	0		AXA Group Solutions - France	FRA	NIA	AXA	Ownership	100.000	AXA	N	0
0000		00000		0	0		AXA Assistance Inc. USA	USA	NIA	AXA	Ownership	100.000	AXA	N	0
0000		00000		0	0		AXA Investment Managers	FRA	NIA	AXA	Ownership	73.770	AXA	N	0
0000		00000		0	0		AXA Investment Managers - France	FRA	NIA	AXA	Ownership	100.000	AXA	N	0
0000		00000		0	0		AXA Investment Managers Holdings US	USA	NIA	AXA Investment Managers - France	Ownership	100.000	AXA	N	0
0000		00000		0	0		AXA Rosenberg Group LLC	USA	NIA	AXA Investment Managers	Ownership	100.000	AXA	N	0
0000		00000	22-3624513	1459848	1459848		AXA IM Rose Inc	USA	NIA	AXA Investment Managers	Ownership	100.000	AXA	N	0
0000		00000	13-4064930	1109448	1109448		AllianceBernstein LP	USA	NIA	AXA IM Rose Inc	Ownership	14.990	AXA	Y	0
0000		00000		0	0		AXA Mediterranean Holdings, S.A.U	ESP	NIA	AXA	Ownership	100.000	AXA	N	0
0000		00000		0	0		AXA Millésimes	PRT	NIA	AXA	Ownership	42.340	AXA	N	0
0000		00000		0	0		AXA Real Estate Investment Managers	FRA	NIA	AXA	Ownership	100.000	AXA	N	0
0000		00000		0	0		AXA Technology Services	FRA	IA	AXA	Ownership	100.000	AXA	N	0
0000		00000		0	0		AXA Belgium	BEL	IA	AXA	Ownership	100.000	AXA	N	0
0000		00000		0	0		AXA Life Insurance Company Ltd. - Hong Kong	CHN	IA	AXA	Ownership	100.000	AXA	N	0
0000		00000		0	0		AXA General Ins. Hong Kong Ltd. - Hong Kong	CHN	IA	AXA	Ownership	100.000	AXA	N	0
0000		00000		0	0		AXA General Insurance China Ltd	CHN	IA	AXA	Ownership	100.000	AXA	N	0
0000		00000		0	0		AXA China - France	FRA	NIA	AXA	Ownership	51.000	AXA	N	0
0000		00000		0	0		AXA-Mimentals Assurance Company Limited	CHN	IA	AXA China - France	Ownership	51.000	AXA	N	0
0000		00000		0	0		AXA Societe Beaujon	FRA	NIA	AXA	Ownership	100.000	AXA	N	0
0000		00000		0	0		AXA Pojistovna a.s	CZE	IA	AXA Societe Beaujon	Ownership	100.000	AXA	N	0
0000		00000		0	0		AXA Zivtni Pojistovna a.s	CZE	IA	AXA Societe Beaujon	Ownership	100.000	AXA	N	0
0000		00000		0	0		AXA Penzijni Fond a.s	CZE	IA	AXA Societe Beaujon	Ownership	99.980	AXA	N	0

Q13

SCHEDULE Y

PART 1A - DETAIL OF INSURANCE HOLDING COMPANY SYSTEM

1	2	3	4	5	6	7	8	9	10	11	12	13	14	15	16
Group Code	Group Name	NAIC Company Code	ID Number	Federal RSSD	CIK	Name of Securities Exchange if Publicly Traded (U.S. or International)	Names of Parent, Subsidiaries or Affiliates	Domiciliary Location	Relationship to Reporting Entity	Directly Controlled by (Name of Entity/Person)	Type of Control (Ownership Board, Management, Attorney-in-Fact, Influence, Other)	If Control is Ownership Provide Percentage	Ultimate Controlling Entity(ies)/Person(s)	Is an SCA Filing Required? (Y/N)	*
0000		00000		0	0		AXA Biztosito Zrt.....	HUN.....	IA.....	AXA Societe Beaujon.....	Ownership.....	100.000	AXA.....	N.....	0.....
0000		00000		0	0		AXA Zycie Towarzystwo Ubezpiezen S.A.....	POL.....	IA.....	AXA Societe Beaujon.....	Ownership.....	90.240	AXA.....	N.....	0.....
0000		00000		0	0		AXA Powszechne Towarzystwo Emerytalne S.A.....	POL.....	IA.....	AXA Societe Beaujon.....	Ownership.....	100.000	AXA.....	N.....	0.....
0000		00000		0	0		AXA Towarzystwo Ubezpieczenia i Reasekuracji S.A.....	POL.....	IA.....	AXA Societe Beaujon.....	Ownership.....	100.000	AXA.....	N.....	0.....
0000		00000		0	0		AXA Life Insurance SA.....	ROU.....	IA.....	AXA Societe Beaujon.....	Ownership.....	99.900	AXA.....	N.....	0.....
0000		00000		0	0		AXA Business Services Private Limited.....	IND.....	NIA.....	AXA Societe Beaujon.....	Ownership.....	99.990	AXA.....	N.....	0.....
0000		00000		0	0		Compagnie Financiere de Paris.....	FRA.....	IA.....	AXA.....	Ownership.....	100.000	AXA.....	N.....	0.....
0000		00000		0	0		AXA France Assurance.....	FRA.....	IA.....	AXA.....	Ownership.....	100.000	AXA.....	N.....	0.....
0000		00000	AA-1320012	0	0		AXA Corporate Solutions Assurance.....	FRA.....	IA.....	AXA France Assurance.....	Ownership.....	98.750	AXA.....	N.....	0.....
0000		00000		0	0		AXA Global Life.....	FRA.....	IA.....	AXA.....	Ownership.....	100.000	AXA.....	N.....	0.....
0000		00000		0	0		AXA Global P&C.....	FRA.....	IA.....	AXA.....	Ownership.....	100.000	AXA.....	N.....	0.....
0000		00000		0	0		AXA Liabilities Managers- France.....	FRA.....	IA.....	AXA.....	Ownership.....	99.900	AXA.....	N.....	0.....
0000		00000		0	0		AXA Liabilities Managers-US.....	USA.....	IA.....	AXA Liabilities Managers- France.....	Ownership.....	100.000	AXA.....	N.....	0.....
0000		00000		0	0		AXA DBIO GP S.à.r.l.....	LUX.....	IA.....	AXA Liabilities Managers- France.....	Ownership.....	100.000	AXA.....	N.....	0.....
0000		00000		0	0		AXA DBIO S.C.A.....	LUX.....	IA.....	AXA DBIO GP S.à.r.l.....	Ownership.....	9.740	AXA.....	N.....	0.....
0000		00000		0	0		GLOBAL Ruckversicherungs-AG.....	CHE.....	IA.....	AXA DBIO S.C.A.....	Ownership.....	100.000	AXA.....	N.....	0.....
0000		00000		0	0		GLOBAL Group of Australia Pty. Ltd.....	AUS.....	IA.....	AXA DBIO S.C.A.....	Ownership.....	100.000	AXA.....	N.....	0.....
0000		00000		0	0		GLOBAL Life Reinsurance Company of Australia.....	AUS.....	IA.....	GLOBAL Group of Australia Pty. Ltd.....	Ownership.....	100.000	AXA.....	N.....	0.....
0000		00000	13-3907460	0	0		GLOBAL U.S. Holdings, Inc.....	USA.....	NIA.....	AXA DBIO S.C.A.....	Ownership.....	100.000	AXA.....	N.....	0.....
0968		21032	13-5009848	0	0		GLOBAL Reinsurance Corporation of America.....	USA.....	IA.....	GLOBAL U.S. Holdings, Inc.....	Ownership.....	100.000	AXA.....	N.....	0.....
0000		00000		0	0		GLOBAL Reinsurance Canada Holdings Inc.....	CAN.....	NIA.....	AXA DBIO S.C.A.....	Ownership.....	100.000	AXA.....	N.....	0.....
0000		00000		0	0		GLOBAL Reinsurance Company.....	CAN.....	IA.....	GLOBAL Reinsurance Canada Holdings Inc.....	Ownership.....	100.000	AXA.....	N.....	0.....
0000		00000	AA-1320035	0	0		Colisee Re - France.....	FRA.....	IA.....	AXA.....	Ownership.....	99.900	AXA.....	N.....	0.....
0000		00000		0	0		AXA DBIO S.C.A.....	LUX.....	NIA.....	Colisee Re - France.....	Ownership.....	21.670	AXA.....	N.....	0.....
0000		00000		0	0		AXA Konzern AG.....	DEU.....	NIA.....	AXA.....	Ownership.....	100.000	AXA.....	N.....	0.....
0000		00000		0	0		AXA Investment Managers.....	FRA.....	NIA.....	AXA Konzern AG.....	Ownership.....	5.200	AXA.....	N.....	0.....
0000		00000		0	0		WinCom Versicherungs-Holding AG.....	DEU.....	NIA.....	AXA Konzern AG.....	Ownership.....	100.000	AXA.....	N.....	0.....
0000		00000		0	0		DBV Deutsche Beamtenversicherung Leben AG.....	DEU.....	IA.....	WinCom Versicherungs-Holding AG.....	Ownership.....	94.900	AXA.....	N.....	0.....
0000		00000		0	0		DBV Deutsche Beamtenversicherung AG.....	DEU.....	IA.....	WinCom Versicherungs-Holding AG.....	Ownership.....	100.000	AXA.....	N.....	0.....
0000		00000		0	0		DBV Deutsche Lebensversicherung AG.....	DEU.....	IA.....	WinCom Versicherungs-Holding AG.....	Ownership.....	100.000	AXA.....	N.....	0.....
0000		00000	AA-1340055	0	0		AXA Versicherung AG.....	DEU.....	IA.....	AXA Konzern AG.....	Ownership.....	100.000	AXA.....	N.....	0.....
0000		00000		0	0		AXA ART Versicherung AG - Clologne.....	DEU.....	IA.....	AXA Konzern AG.....	Ownership.....	100.000	AXA.....	N.....	0.....

Q13.1

SCHEDULE Y

PART 1A - DETAIL OF INSURANCE HOLDING COMPANY SYSTEM

1	2	3	4	5	6	7	8	9	10	11	12	13	14	15	16
Group Code	Group Name	NAIC Company Code	ID Number	Federal RSSD	CIK	Name of Securities Exchange if Publicly Traded (U.S. or International)	Names of Parent, Subsidiaries or Affiliates	Domiciliary Location	Relationship to Reporting Entity	Directly Controlled by (Name of Entity/Person)	Type of Control (Ownership Board, Management, Attorney-in-Fact, Influence, Other)	If Control is Ownership Provide Percentage	Ultimate Controlling Entity(ies)/Person(s)	Is an SCA Filing Required? (Y/N)	*
0000		00000		0	0		AXA Art Holdings Inc.....	USA	NIA	AXA ART Versicherung AG - Clologne.....	Ownership.....	100.000	AXA.....	N	0
0000		00000		0	0		Fine Art Service International Inc.....	USA	NIA	AXA Art Holdings Inc.....	Ownership.....	100.000	AXA.....	N	0
0000		29530	13-3368745	0	0		AXA Art Insurance Corporation.....	USA	IA	AXA Art Holdings Inc.....	Ownership.....	100.000	AXA.....	N	0
0000		00000		0	0		AXA Art Americas Corporation.....	USA	NIA	AXA Art Holdings Inc.....	Ownership.....	100.000	AXA.....	N	0
0000		00000		0	0		AXA Szolgaltato Kft.....	HUN	IA	AXA.....	Ownership.....	100.000	AXA.....	N	0
0000		00000		0	0		AXA India Holdings.....	IND	NIA	AXA.....	Ownership.....	100.000	AXA.....	N	0
0000		00000		0	0		Bharti AXA Life Insurance Company.....	IND	IA	AXA India Holdings.....	Ownership.....	22.220	AXA.....	N	0
0000		00000		0	0		Bharti AXA General Insurance.....	IND	IA	AXA.....	Ownership.....	100.000	AXA.....	N	0
0000		00000		0	0		National Mutual International Pty Limited.....	AUS	IA	AXA.....	Ownership.....	100.000	AXA.....	N	0
0000		00000		0	0		AXA-AFFIN Life Insurance Berhad.....	MYS	IA	National Mutual International Pty Limited.....	Ownership.....	49.000	AXA.....	N	0
0000		00000		0	0		AXA Financial Services (Singapore) Pte Ltd.....	SGP	NIA	National Mutual International Pty Limited.....	Ownership.....	100.000	AXA.....	N	0
0000		00000		0	0		ipac financial planning Taiwan Limited.....	TWN	NIA	National Mutual International Pty Limited.....	Ownership.....	100.000	AXA.....	N	0
0000		00000		0	0		AXA Insurance Singapore Pte Ltd.....	SGP	IA	National Mutual International Pty Limited.....	Ownership.....	100.000	AXA.....	N	0
0000		00000		0	0		AXA Asia Regional Centre Pte Ltd.....	SGP	IA	National Mutual International Pty Limited.....	Ownership.....	100.000	AXA.....	N	0
0000		00000		0	0		P.T. Asuransi AXA Indonesia.....	IDN	IA	AXA.....	Ownership.....	80.000	AXA.....	N	0
0000		00000		0	0		P.T. Life Indonesia.....	IDN	IA	AXA.....	Ownership.....	80.000	AXA.....	N	0
0000		00000		0	0		AXA Financial Services (Singapore) Pte Ltd.....	SGP	IA	AXA.....	Ownership.....	100.000	AXA.....	N	0
0000		00000		0	0		AXA Life Europe.....	IRL	IA	AXA.....	Ownership.....	100.000	AXA.....	N	0
0000		00000		0	0		AXA Global Distributors (Ireland) Limited.....	IRL	NIA	AXA.....	Ownership.....	100.000	AXA.....	N	0
0000		00000		0	0		AXA Ireland Limited.....	IRL	IA	AXA.....	Ownership.....	100.000	AXA.....	N	0
0000		00000		0	0		AXA mps Financial Ltd.....	IRL	IA	AXA.....	Ownership.....	100.000	AXA.....	N	0
0000		00000		0	0		AXA Italia S.p.A.....	ITA	NIA	AXA.....	Ownership.....	98.240	AXA.....	N	0
0000		00000		0	0		AXA Assicurazioni S.p.A.....	ITA	IA	AXA Italia S.p.A.....	Ownership.....	98.110	AXA.....	N	0
0000		00000		0	0		AXA Japan Holding Co., Ltd.....	JPN	NIA	AXA.....	Ownership.....	78.670	AXA.....	N	0
0000		00000		0	0		AXA Life Insurance Co.....	JPN	IA	AXA Japan Holding Co., Ltd.....	Ownership.....	100.000	AXA.....	N	0
0000		00000		0	0		AXA General Insurance Co., Ltd.....	JPN	IA	AXA Japan Holding Co., Ltd.....	Ownership.....	100.000	AXA.....	N	0
0000		00000		0	0		AXA Collection Services Co. Ltd.....	JPN	IA	AXA Japan Holding Co., Ltd.....	Ownership.....	100.000	AXA.....	N	0
0000		00000		0	0		Nextia Life Insurance Co., Ltd.....	JPN	IA	AXA Japan Holding Co., Ltd.....	Ownership.....	97.250	AXA.....	N	0
0000		00000	AA-2730011	0	0		AXA Seguros, S.A. de CV.....	MEX	IA	AXA.....	Ownership.....	99.940	AXA.....	N	0
0000		00000		0	0		Voltaire Participacoes.....	BRA	IA	AXA.....	Ownership.....	100.000	AXA.....	N	0
0000		00000		0	0		AXA Luxembourg SA.....	LUX	IA	AXA.....	Ownership.....	99.990	AXA.....	N	0
0000		00000		0	0		Finance Solutions S.ar.l. ("Finso").....	LUX	NIA	AXA.....	Ownership.....	100.000	AXA.....	N	0
0000		00000		0	0		Matignon Finance S.A.....	LUX	NIA	AXA.....	Ownership.....	100.000	AXA.....	N	0
0000		00000		0	0		AXA-AFFIN General Insurance Berhad.....	MYS	IA	AXA.....	Ownership.....	42.400	AXA.....	N	0
0000		00000		0	0		Philippine AXA Life Insurance Corporation.....	MYS	IA	AXA.....	Ownership.....	45.000	AXA.....	N	0
0000		00000		0	0		AXA Middle East SAL Lebanon.....	LBN	NIA	AXA.....	Ownership.....	49.000	AXA.....	N	0
0000		00000		0	0		AXA Holding SAL.....	LBN	NIA	AXA.....	Ownership.....	100.000	AXA.....	N	0

Q13.2

SCHEDULE Y

PART 1A - DETAIL OF INSURANCE HOLDING COMPANY SYSTEM

1	2	3	4	5	6	7	8	9	10	11	12	13	14	15	16
Group Code	Group Name	NAIC Company Code	ID Number	Federal RSSD	CIK	Name of Securities Exchange if Publicly Traded (U.S. or International)	Names of Parent, Subsidiaries or Affiliates	Domiciliary Location	Relationship to Reporting Entity	Directly Controlled by (Name of Entity/Person)	Type of Control (Ownership Board, Management, Attorney-in-Fact, Influence, Other)	If Control is Ownership Provide Percentage	Ultimate Controlling Entity(ies)/Person(s)	Is an SCA Filing Required? (Y/N)	*
0000		00000		0	0		AXA Gulf Holding W.L.L.	BHR	NIA	AXA	Ownership	95.000	AXA	N	0
0000		00000		0	0		AXA Holding Maroc	MAR	NIA	AXA	Ownership	100.000	AXA	N	0
0000		00000		0	0		AXA Assurance Maroc	MAR	IA	AXA Holding Maroc	Ownership	100.000	AXA	N	0
0000		00000		0	0		Seguro Directo Gere Compania de Seguros SA	PRT	IA	AXA	Ownership	100.000	AXA	N	0
0000		00000		0	0		AXA Portugal Companhia de Seguros SA	PRT	IA	AXA	Ownership	83.020	AXA	N	0
0000		00000		0	0		AXA Portugal Companhia de Seguros Vida SA	PRT	IA	AXA	Ownership	87.630	AXA	N	0
0000		00000		0	0		AXA Services s.r.o.	SVK	NIA	AXA	Ownership	100.000	AXA	N	0
0000		00000		0	0		EX-SR a.s. v likvdacii	SVK	IA	AXA	Ownership	100.000	AXA	N	0
0000		00000		0	0		AXA d.s.s., a.s.	SVK	IA	AXA	Ownership	100.000	AXA	N	0
0000		00000		0	0		AXA d.d.s., a.s.	SVK	IA	AXA	Ownership	100.000	AXA	N	0
0000		00000		0	0		AXA General Insurance	KOR	IA	AXA	Ownership	94.130	AXA	N	0
0000		00000		0	0		AXA Mediterraenan Holding, S.A.U.	ESP	NIA	AXA	Ownership	100.000	AXA	N	0
0000		00000		0	0		Hilo Direct, Seguros y Reaseguros S.A.	ESP	IA	AXA Mediterraenan Holding, S.A.U.	Ownership	99.990	AXA	N	0
0000		00000		0	0		AXA MEDLA IT & Local Support Services, S.A.	ESP	NIA	AXA Mediterraenan Holding, S.A.U.	Ownership	100.000	AXA	N	0
0000		00000		0	0		AXA Regional Services, S.A.	ESP	NIA	AXA Mediterraenan Holding, S.A.U.	Ownership	100.000	AXA	N	0
0000		00000		0	0		AXA Seguros Generales, S.A. de Seguros y Reaseguros	ESP	IA	AXA Mediterraenan Holding, S.A.U.	Ownership	99.890	AXA	N	0
0000		00000		0	0		AXA Pensiones, S.A. E.G.F.P.	ESP	IA	AXA Mediterraenan Holding, S.A.U.	Ownership	100.000	AXA	N	0
0000		00000		0	0		AXA Tigris, S.A.	ESP	IA	AXA Mediterraenan Holding, S.A.U.	Ownership	100.000	AXA	N	0
0000		00000		0	0		AXA Vida, S.A.de Seguros y Reaseguros	ESP	IA	AXA Mediterraenan Holding, S.A.U.	Ownership	99.800	AXA	N	0
0000		00000		0	0		AXA Senegal	SEN	IA	AXA	Ownership	51.530	AXA	N	0
0000		00000		0	0		AXA Cote d'Ivoire	CIV	IA	AXA	Ownership	78.640	AXA	N	0
0000		00000		0	0		AXA Cameroun ©	CMR	IA	AXA	Ownership	99.900	AXA	N	0
0000		00000		0	0		AXA Gabon	GAB	IA	AXA	Ownership	86.490	AXA	N	0
0000		00000		0	0		AXA Versicherungen AG	CHE	IA	AXA	Ownership	100.000	AXA	N	0
0000		00000		0	0		AXA Leben AG	CHE	IA	AXA Versicherungen AG	Ownership	100.000	AXA	N	0
0000		00000		0	0		Rechtsschutz AG	CHE	IA	AXA Versicherungen AG	Ownership	66.670	AXA	N	0
0000		00000		0	0		AXA Insurance Public Co. Ltd	THA	IA	AXA	Ownership	24.990	AXA	N	0
0000		00000		0	0		ASM Holdings Limited	THA	NIA	AXA	Ownership	48.800	AXA	N	0
0000		00000		0	0		Krungthai-AXA Life Insurance Company Limited	THA	IA	AXA	Ownership	25.000	AXA	N	0
0000		00000		0	0		AXA Hayat ve Emeklilik A.S.	TUR	IA	AXA	Ownership	100.000	AXA	N	0
0000		00000		0	0		AXA Sigorta A.S.	TUR	IA	AXA	Ownership	72.550	AXA	N	0
0000		00000		0	0		AXA Insurance	UKR	IA	AXA	Ownership	50.290	AXA	N	0
0000		00000		0	0		AXA Ukraine	UKR	IA	AXA	Ownership	50.000	AXA	N	0

Q13.3

SCHEDULE Y

PART 1A - DETAIL OF INSURANCE HOLDING COMPANY SYSTEM

1	2	3	4	5	6	7	8	9	10	11	12	13	14	15	16
Group Code	Group Name	NAIC Company Code	ID Number	Federal RSSD	CIK	Name of Securities Exchange if Publicly Traded (U.S. or International)	Names of Parent, Subsidiaries or Affiliates	Domiciliary Location	Relationship to Reporting Entity	Directly Controlled by (Name of Entity/Person)	Type of Control (Ownership Board, Management, Attorney-in-Fact, Influence, Other)	If Control is Ownership Provide Percentage	Ultimate Controlling Entity(ies)/Person(s)	Is an SCA Filing Required? (Y/N)	*
0000		00000		0	0		AXA Global Risks (Uk) Limited	GBR	IA	AXA	Ownership	100.000	AXA	N	0
0000		00000		0	0		Hordel FV	GBR	NIA	AXA	Ownership	100.000	AXA	N	0
0000		00000		0	0		AXA Equity & Law Plc	GBR	IA	AXA	Ownership	99.900	AXA	N	0
0000		00000		0	0		AXA UK PLC	GBR	IA	AXA Equity & Law Plc	Ownership	46.900	AXA	N	0
0000		00000		0	0		AXA UK PLC	GBR	IA	AXA	Ownership	53.100	AXA	N	0
0000		00000		0	0		Bluefin Group Limited	GBR	IA	AXA UK PLC	Ownership	100.000	AXA	N	0
0000		00000		0	0		GBI Holdings Limited	GBR	IA	AXA UK PLC	Ownership	100.000	AXA	N	0
0000		00000		0	0		Guardian Royal Exchange PLC	GBR	NIA	AXA UK PLC	Ownership	100.000	AXA	N	0
0000		00000		0	0		Architas Advisory Services Limited	GBR	NIA	AXA UK PLC	Ownership	100.000	AXA	N	0
0000		00000		0	0		Architas Multi-Manager Limited	GBR	NIA	AXA UK PLC	Ownership	100.000	AXA	N	0
0000		00000		0	0		AXA Sun Direct Limited	GBR	IA	AXA UK PLC	Ownership	100.000	AXA	N	0
0000		00000	81-3019204	0	0		Broad Vista Partners, LLC	USA	IA	AXA	Ownership	30.000	AXA	N	0
0000		00000	82-3179759	0	0		AXA US Holdings, Inc	USA	NIA	AXA	Ownership	100.000	AXA	N	0
0000		00000	36-3044045	0	1456276		AXA America Corporate Solutions, Inc	USA	NIA	AXA US Holdings, Inc	Ownership	100.000	AXA	N	0
0000		00000		0	0		Maestro Heath Inc	USA	NIA	AXA US Holdings, Inc	Ownership	100.000	AXA	N	0
0968		36552	36-2994662	0	1456280		Coliseum Reinsurance Company	USA	IA	AXA America Corporate Solutions, Inc	Ownership	100.000	AXA	N	0
0000		00000	13-4064930	0	1109448		AllianceBernstein LP	USA	NIA	Coliseum Reinsurance Company	Ownership	2.990	AXA	N	0
0000		00000	13-4177328	0	0		AXA Delaware LLC	USA	NIA	Coliseum Reinsurance Company	Ownership	100.000	AXA	N	0
0968		33022	13-3594502	0	0		AXA Insurance Company	USA	IA	AXA Delaware LLC	Ownership	100.000	AXA	N	0
0000		00000	90-0226248	0	1333986		AXA Equitable Holdings, Inc	USA	UIP	AXA	Ownership	100.000	AXA	N	0
0000		00000	30-0011728	0	0		AXA Technology Services America Inc	USA	NIA	AXA Equitable Holdings, Inc	Ownership	100.000	AXA	N	0
0968		68365	04-2729166	0	0		AXA Corporate Solutions Life Reinsurance Company	USA	IA	AXA Equitable Holdings, Inc	Ownership	100.000	AXA	N	0
0000		00000	13-4064930	0	1109448		AllianceBernstein LP	USA	NIA	AXA Equitable Holdings, Inc	Ownership	0.850	AXA	N	0
0968		15502	46-5697182	0	0		CS Life Re Company	USA	IA	AXA Corporate Solutions Life Reinsurance Company	Ownership	100.000	AXA	N	0
0000		00000	13-3623351	0	888002		AXA Financial, Inc	USA	UIP	AXA Equitable Holdings, Inc	Ownership	100.000	AXA	N	0
0000		00000	27-0294443	0	0		787 Holdings, LLC	USA	NIA	AXA Financial, Inc	Ownership	100.000	AXA	N	0
0000		00000	46-1106388	0	0		1285 Holdings, LLC	USA	NIA	AXA Financial, Inc	Ownership	100.000	AXA	N	0
0000		00000	13-4064930	0	1109448		AllianceBernstein LP	USA	NIA	AXA Financial, Inc	Ownership	15.790	AXA	Y	0
0000		00000	47-2605009	0	0		AXA Strategic Ventures US, LLC	USA	NIA	AXA Financial, Inc	Ownership	100.000	AXA	N	0
0000		00000	52-2197822	0	1257148		AXA Equitable Financial Services, LLC	USA	UDP	AXA Financial, Inc	Ownership	100.000	AXA	N	0
0000		00000	13-4078005	0	0		AXA Distribution Holding Corporation	USA	NIA	AXA Equitable Financial Services, LLC	Ownership	100.000	AXA	N	0
0000		00000	13-4071393	0	33179		AXA Advisors, LLC	USA	NIA	AXA Distribution Holding Corporation	Ownership	100.000	AXA	N	0
0000		00000	06-1555494	0	1292309		AXA Network, LLC	USA	NIA	AXA Distribution Holding Corporation	Ownership	100.000	AXA	N	0
0000		00000	27-1540220	0	0		PlanConnect, LLC	USA	NIA	AXA Distribution Holding Corporation	Ownership	100.000	AXA	N	0

Q13.4

SCHEDULE Y

PART 1A - DETAIL OF INSURANCE HOLDING COMPANY SYSTEM

1	2	3	4	5	6	7	8	9	10	11	12	13	14	15	16
Group Code	Group Name	NAIC Company Code	ID Number	Federal RSSD	CIK	Name of Securities Exchange if Publicly Traded (U.S. or International)	Names of Parent, Subsidiaries or Affiliates	Domiciliary Location	Relationship to Reporting Entity	Directly Controlled by (Name of Entity/Person)	Type of Control (Ownership Board, Management, Attorney-in-Fact, Influence, Other)	If Control is Ownership Provide Percentage	Ultimate Controlling Entity(ies)/Person(s)	Is an SCA Filing Required? (Y/N)	*
0968		14355	14-1903564	0	1450152		AXA RE Arizona Company	USA	IA	AXA Equitable Financial Services, LLC	Ownership	100.000	AXA	N	0
0968		16234	82-3971925	0	0		EQ AZ Life Re	USA	IA	AXA RE Arizona Company	Ownership	100.000	AXA	N	0
0968		62944	13-5570651	0	727920		AXA Equitable Life Insurance Company	USA	RE	AXA Equitable Financial Services, LLC	Ownership	100.000	AXA	N	0
0000		00000	27-5373651	0	0		AXA Equitable Funds Management Group, LLC	USA	DS	AXA Equitable Life Insurance Company	Ownership	100.000	AXA	N	0
0000		00000	23-2671508	0	0		EVSA, Inc	USA	DS	AXA Equitable Life Insurance Company	Ownership	100.000	AXA	N	0
0000		00000	81-3019204	0	0		Broad Vista Partners, LLC	USA	DS	AXA Equitable Life Insurance Company	Ownership	70.000	AXA	N	0
0000		00000	81-4093983	0	0		Long Creek Club Partners, LLC	USA	DS	AXA Equitable Life Insurance Company	Ownership	100.000	AXA	N	0
0000		00000	82-2532068	0	0		Montgomery Tower Member LLC	USA	DS	AXA Equitable Life Insurance Company	Ownership	100.000	AXA	N	0
0000		00000	82-1763412	0	0		UCC Chicago Acquisition Partner LLC	USA	DS	AXA Equitable Life Insurance Company	Ownership	100.000	AXA	N	0
0000		00000	22-2766036	0	1257149		Equitable Holdings, LLC	USA	DS	AXA Equitable Life Insurance Company	Ownership	100.000	AXA	N	0
0968		10589	06-1166226	0	0		Equitable Casualty Insurance Company	USA	DS	Equitable Holdings, LLC	Ownership	100.000	AXA	N	0
0000		00000	13-3633538	0	0		AllianceBernstein Corporation	USA	DS	Equitable Holdings, LLC	Ownership	100.000	AXA	N	0
0000		00000	52-2233674	0	858875		AXA Distributors, LLC	USA	DS	Equitable Holdings, LLC	Ownership	100.000	AXA	N	0
0000		00000	13-3813232	0	0		JMR Realty services, Inc	USA	DS	Equitable Holdings, LLC	Ownership	100.000	AXA	N	0
0000		00000	13-2677213	0	3798		ACMC, LLC	USA	DS	AXA Equitable Life Insurance Company	Ownership	100.000	AXA	N	0
0000		00000	13-4064930	0	1109448		AllianceBernstein LP	USA	NIA	ACMC, LLC	Ownership	28.870	AXA	Y	0
0968		62880	13-3198083	0	1342913		AXA Equitable Life and Annuity Company	USA	IA	AXA Equitable Financial Services, LLC	Ownership	100.000	AXA	N	0
0968		78077	86-0222062	0	835357		MONY Life Insurance Company of America	USA	IA	AXA Equitable Financial Services, LLC	Ownership	100.000	AXA	N	0
0000		00000	13-4064930	0	1109448		AllianceBernstein LP	USA	NIA	MONY Life Insurance Company of America	Ownership	0.950	AXA	Y	0
0968		84530	38-2046096	0	0		U.S. Financial Life Insurance Company	USA	IA	AXA Equitable Financial Services, LLC	Ownership	100.000	AXA	N	0
0000		00000	13-3790446	0	0		MONY International Holdings, LLC	USA	NIA	AXA Equitable Financial Services, LLC	Ownership	100.000	AXA	N	0
0000		00000	98-0152046	0	0		MONY Life Insurance Company of the Americas, Ltd.	USA	IA	MONY International Holdings, LLC	Ownership	100.000	AXA	N	0
0000		00000	11-3722370	0	0		MONY Financial Services, Inc	USA	NIA	AXA Equitable Financial Services, LLC	Ownership	100.000	AXA	N	0
0000		00000	31-1465146	0	0		Financial Marketing Agency, Inc	USA	NIA	MONY Financial Services, Inc	Ownership	100.000	AXA	N	0
0000		00000	13-2645490	0	0		1740 Advisors, Inc	USA	NIA	MONY Financial Services, Inc	Ownership	100.000	AXA	N	0

Q13.5

U.S. FINANCIAL LIFE INSURANCE COMPANY

SUPPLEMENTAL EXHIBITS AND SCHEDULES INTERROGATORIES

The following supplemental reports are required to be filed as part of your statement filing. However, in the event that your company does not transact the type of business for which the special report must be filed, your response of NO to the specific interrogatory will be accepted in lieu of filing a "NONE" report and a bar code will be printed below. If the supplement is required of your company but is not being filed for whatever reason, enter SEE EXPLANATION and provide an explanation following the interrogatory questions.

	Response
1. Will the Trusteed Surplus Statement be filed with the state of domicile and the NAIC with this statement?	NO
2. Will the Medicare Part D Coverage Supplement be filed with the state of domicile and the NAIC with this statement?	NO
3. Will the Reasonableness of Assumptions Certification required by Actuarial Guideline XXXV be filed with the state of domicile and electronically with the NAIC?	NO
4. Will the Reasonableness and Consistency of Assumptions Certification required by Actuarial Guideline XXXV be filed with the state of domicile and electronically with the NAIC?	NO
5. Will the Reasonableness of Assumptions Certification for Implied Guaranteed Rate Method required by Actuarial Guideline XXXVI be filed with the state of domicile and electronically with the NAIC?	NO
6. Will the Reasonableness and Consistency of Assumptions Certification required by Actuarial Guideline XXXVI (Updated Average Market Value) be filed with the state of domicile and electronically with the NAIC?	NO
7. Will the Reasonableness and Consistency of Assumptions Certification required by Actuarial Guideline XXXVI (Updated Market Value) be filed with the state of domicile and electronically with the NAIC?	NO

Explanations:

1. The data for this supplement is not required to be filed.
2. The data for this supplement is not required to be filed.
3. The data for this supplement is not required to be filed.
4. The data for this supplement is not required to be filed.
5. The data for this supplement is not required to be filed.
6. The data for this supplement is not required to be filed.
7. The data for this supplement is not required to be filed.

Bar Code:



NONE

**U.S. FINANCIAL LIFE INSURANCE COMPANY
SCHEDULE A - VERIFICATION**

Real Estate

	1 Year to Date	2 Prior Year Ended December 31
1. Book/adjusted carrying value, December 31 of prior year.....	.0	.0
2. Cost of acquired:		
2.1 Actual cost at time of acquisition.....	.0	.0
2.2 Additional investment made after acquisition.....	.0	.0
3. Current year change in encumbrances.....	.0	.0
4. Total gain (loss) on disposals.....	.0	.0
5. Deduct amounts received on disposals.....	.0	.0
6. Total foreign exchange change in book/adjusted carrying value.....	.0	.0
7. Deduct current year's other-than-temporary impairment recognized.....	.0	.0
8. Deduct current year's depreciation.....	.0	.0
9. Book/adjusted carrying value at end of current period (Lines 1+2+3+4-5+6-7-8).....	.0	.0
10. Deduct total nonadmitted amounts.....	.0	.0
11. Statement value at end of current period (Line 9 minus Line 10).....	.0	.0

NONE

SCHEDULE B - VERIFICATION

Mortgage Loans

	1 Year to Date	2 Prior Year Ended December 31
1. Book value/recorded investment excluding accrued interest, December 31 of prior year.....	.0	.0
2. Cost of acquired:		
2.1 Actual cost at time of acquisition.....	.0	.0
2.2 Additional investment made after acquisition.....	.0	.0
3. Capitalized deferred interest and other.....	.0	.0
4. Accrual of discount.....	.0	.0
5. Unrealized valuation increase (decrease).....	.0	.0
6. Total gain (loss) on disposals.....	.0	.0
7. Deduct amounts received on disposals.....	.0	.0
8. Deduct amortization of premium and mortgage interest points and commitment fees.....	.0	.0
9. Total foreign exchange change in book value/recorded investment excluding accrued interest.....	.0	.0
10. Deduct current year's other-than-temporary impairment recognized.....	.0	.0
11. Book value/recorded investment excluding accrued interest at end of current period (Lines 1+2+3+4+5+6-7-8+9-10).....	.0	.0
12. Total valuation allowance.....	.0	.0
13. Subtotal (Line 11 plus Line 12).....	.0	.0
14. Deduct total nonadmitted amounts.....	.0	.0
15. Statement value at end of current period (Line 13 minus Line 14).....	.0	.0

NONE

SCHEDULE BA - VERIFICATION

Other Long-Term Invested Assets

	1 Year to Date	2 Prior Year Ended December 31
1. Book/adjusted carrying value, December 31 of prior year.....	.0	.0
2. Cost of acquired:		
2.1 Actual cost at time of acquisition.....	.0	.0
2.2 Additional investment made after acquisition.....	.0	.0
3. Capitalized deferred interest and other.....	.0	.0
4. Accrual of discount.....	.0	.0
5. Unrealized valuation increase (decrease).....	.0	.0
6. Total gain (loss) on disposals.....	.0	.0
7. Deduct amounts received on disposals.....	.0	.0
8. Deduct amortization of premium and depreciation.....	.0	.0
9. Total foreign exchange change in book/adjusted carrying value.....	.0	.0
10. Deduct current year's other-than-temporary impairment recognized.....	.0	.0
11. Book/adjusted carrying value at end of current period (Lines 1+2+3+4+5+6-7-8+9-10).....	.0	.0
12. Deduct total nonadmitted amounts.....	.0	.0
13. Statement value at end of current period (Line 11 minus Line 12).....	.0	.0

NONE

SCHEDULE D - VERIFICATION

Bonds and Stocks

	1 Year to Date	2 Prior Year Ended December 31
1. Book/adjusted carrying value of bonds and stocks, December 31 of prior year.....	445,614,667	440,446,877
2. Cost of bonds and stocks acquired.....	1,999,229	105,922,196
3. Accrual of discount.....	48,335	171,895
4. Unrealized valuation increase (decrease).....	(20,769)	(2,680)
5. Total gain (loss) on disposals.....	(11,568)	72,774
6. Deduct consideration for bonds and stocks disposed of.....	17,123,887	100,272,554
7. Deduct amortization of premium.....	184,491	723,841
8. Total foreign exchange change in book/adjusted carrying value.....	.0	.0
9. Deduct current year's other-than-temporary impairment recognized.....	.0	.0
10. Total investment income recognized as a result of prepayment penalties and/or acceleration fees.....	.0	.0
11. Book/adjusted carrying value at end of current period (Lines 1+2+3+4+5-6-7+8-9+10).....	430,321,516	445,614,667
12. Deduct total nonadmitted amounts.....	.0	.0
13. Statement value at end of current period (Line 11 minus Line 12).....	430,321,516	445,614,667

SCHEDULE D - PART 1B

Showing the Acquisitions, Dispositions and Non-Trading Activity

During the Current Quarter for all Bonds and Preferred Stock by NAIC Designation

NAIC Designation	1 Book/Adjusted Carrying Value Beginning of Current Quarter	2 Acquisitions During Current Quarter	3 Dispositions During Current Quarter	4 Non-Trading Activity During Current Quarter	5 Book/Adjusted Carrying Value End of First Quarter	6 Book/Adjusted Carrying Value End of Second Quarter	7 Book/Adjusted Carrying Value End of Third Quarter	8 Book/Adjusted Carrying Value December 31 Prior Year
BONDS								
1. NAIC 1 (a).....	271,600,903	0	7,538,752	(2,090,633)	261,971,518			271,600,903
2. NAIC 2 (a).....	165,467,096	1,999,229	7,096,703	1,952,576	162,322,198			165,467,096
3. NAIC 3 (a).....	4,373,075	0	2,500,000	1,901	1,874,976			4,373,075
4. NAIC 4 (a).....	0	0	0	0	0			0
5. NAIC 5 (a).....	0	0	0	0	0			0
6. NAIC 6 (a).....	182,969	0	0	(20,769)	162,200			182,969
7. Total Bonds.....	441,624,043	1,999,229	17,135,455	(156,925)	426,330,892	0	0	441,624,043
PREFERRED STOCK								
8. NAIC 1.....	0	0	0	0	0			0
9. NAIC 2.....	3,990,630	0	0	0	3,990,630			3,990,630
10. NAIC 3.....	0	0	0	0	0			0
11. NAIC 4.....	0	0	0	0	0			0
12. NAIC 5.....	0	0	0	0	0			0
13. NAIC 6.....	0	0	0	0	0			0
14. Total Preferred Stock.....	3,990,630	0	0	0	3,990,630	0	0	3,990,630
15. Total Bonds and Preferred Stock.....	445,614,673	1,999,229	17,135,455	(156,925)	430,321,522	0	0	445,614,673

QS102

(a) Book/Adjusted Carrying Value column for the end of the current reporting period includes the following amount of short-term and cash equivalent bonds by NAIC designation:

NAIC 1 \$.....0; NAIC 2 \$.....0; NAIC 3 \$.....0; NAIC 4 \$.....0; NAIC 5 \$.....0; NAIC 6 \$.....0.

**Sch. DA - Pt. 1
NONE**

**Sch. DA - Verification
NONE**

**Sch. DB - Pt. A - Verification
NONE**

**Sch. DB - Pt. B - Verification
NONE**

**Sch. DB - Pt. C - Sn. 1
NONE**

**Sch. DB - Pt. C - Sn. 2
NONE**

**Sch. DB - Verification
NONE**

SCHEDULE E - PART 2 - VERIFICATION

Cash Equivalents

	1 Year To Date	2 Prior Year Ended December 31
1. Book/adjusted carrying value, December 31 of prior year.....	0	58,077,640
2. Cost of cash equivalents acquired.....	53,103,167	70,195,641
3. Accrual of discount.....	0	0
4. Unrealized valuation increase (decrease).....	0	0
5. Total gain (loss) on disposals.....	0	0
6. Deduct consideration received on disposals.....	28,791,277	128,273,281
7. Deduct amortization of premium.....	0	0
8. Total foreign exchange change in book/ adjusted carrying value.....	0	0
9. Deduct current year's other-than-temporary impairment recognized.....	0	0
10. Book/adjusted carrying value at end of current period (Lines 1+2+3+4+5-6-7+8-9).....	24,311,890	0
11. Deduct total nonadmitted amounts.....	0	0
12. Statement value at end of current period (Line 10 minus Line 11).....	24,311,890	0

Sch. A - Pt. 2
NONE

Sch. A - Pt. 3
NONE

Sch. B - Pt. 2
NONE

Sch. B - Pt. 3
NONE

Sch. BA - Pt. 2
NONE

Sch. BA - Pt. 3
NONE

SCHEDULE D - PART 3

Showing all Long-Term Bonds and Stocks ACQUIRED During Current Quarter

1	2	3	4	5	6	7	8	9	10
CUSIP Identification	Description	Foreign	Date Acquired	Name of Vendor	Number of Shares of Stock	Actual Cost	Par Value	Paid for Accrued Interest and Dividends	NAIC Designation or Market Indicator (a)
Bonds - Industrial and Miscellaneous									
11134L AR 0	BROADCOM CORP / BROADCOM CAYMAN FINANCE.....		03/01/2018.....	DIRECT.....		1,999,229	2,000,000	26,056	2FE.....
3899999	Total - Bonds - Industrial and Miscellaneous.....					1,999,229	2,000,000	26,056	XXX.....
8399997	Total - Bonds - Part 3.....					1,999,229	2,000,000	26,056	XXX.....
8399999	Total - Bonds.....					1,999,229	2,000,000	26,056	XXX.....
9999999	Total - Bonds, Preferred and Common Stocks.....					1,999,229	XXX	26,056	XXX.....

(a) For all common stock bearing NAIC market indicator "U" provide the number of such issues:.....0.

QE04

SCHEDULE D - PART 4

Showing all Long-Term Bonds and Stocks SOLD, REDEEMED or Otherwise DISPOSED OF During Current Quarter

1	2	3	4	5	6	7	8	9	10	Change in Book/Adjusted Carrying Value					16	17	18	19	20	21	22
										11	12	13	14	15							
CUSIP Identification	Description	F o r e i g n	Disposal Date	Name of Purchaser	Number of Shares of Stock	Consideration	Par Value	Actual Cost	Prior Year Book/Adjusted Carrying Value	Unrealized Valuation Increase (Decrease)	Current Year's (Amortization) / Accretion	Current Year's Other-Than-Temporary Impairment Recognized	Total Change in B./A.C.V. (11+12-13)	Total Foreign Exchange Change in B./A.C.V.	Book/Adjusted Carrying Value at Disposal Date	Foreign Exchange Gain (Loss) on Disposal	Realized Gain (Loss) on Disposal	Total Gain (Loss) on Disposal	Bond Interest / Stock Dividends Received During Year	Stated Contractual Maturity Date	NAIC Designation or Market Indicator (a)
Bonds - U.S. Government																					
36201N	K9 0		03/01/2018	MBS PAYDOWN		8,227	8,227	8,516	8,229	0	(2)	0	(2)	0	8,227	0	0	0	82	11/15/2032	1
36210T	Q2 5		03/01/2018	MBS PAYDOWN		2,244	2,244	2,334	2,245	0	(1)	0	(1)	0	2,244	0	0	0	22	04/15/2029	1
36210X	T7 2		03/01/2018	MBS PAYDOWN		4,437	4,437	4,615	4,442	0	(5)	0	(5)	0	4,437	0	0	0	44	04/15/2029	1
36213E	PQ 3		03/01/2018	MBS PAYDOWN		3,691	3,691	3,679	3,691	0	0	0	0	0	3,691	0	0	0	37	12/15/2031	1
912810	DY 1		07/05/2017	PRIOR YEAR INCOME		0	0	0	0	0	0	0	0	0	0	0	0	0	10,007	05/15/2017	1
0599999	Total - Bonds - U.S. Government					18,599	18,599	19,144	18,607	0	(8)	0	(8)	0	18,599	0	0	0	10,192	XXX	XXX
Bonds - U.S. Special Revenue and Special Assessment																					
312905	WS 7		03/01/2018	MBS PAYDOWN		205	205	210	205	0	0	0	0	0	205	0	0	0	3	05/15/2021	1
3133T6	M8 1		03/01/2018	MBS PAYDOWN		1,067	1,067	1,001	1,067	0	1	0	1	0	1,067	0	0	0	8	04/15/2026	1
31340Y	FN 4		03/15/2018	MBS PAYDOWN		286	286	285	286	0	0	0	0	0	286	0	0	0	4	03/15/2020	1
31358E	JG 8		03/01/2018	MBS PAYDOWN		574	574	498	572	0	1	0	1	0	574	0	0	0	7	06/25/2020	1
31358E	QE 5		03/01/2018	MBS PAYDOWN		711	711	732	711	0	0	0	0	0	711	0	0	0	11	06/25/2020	1
31358J	SN 2		03/01/2018	MBS PAYDOWN		410	410	418	410	0	0	0	0	0	410	0	0	0	6	09/25/2021	1
31358L	JB 3		03/01/2018	VARIOUS		313	313	320	313	0	0	0	0	0	313	0	0	0	6	01/25/2022	1
31359D	6L 2		03/01/2018	MBS PAYDOWN		3,022	3,022	2,889	3,020	0	1	0	1	0	3,022	0	0	0	36	09/25/2023	1
3837H0	QK 2		03/01/2018	MBS PAYDOWN		3,056	3,056	2,947	3,055	0	1	0	1	0	3,056	0	0	0	36	06/20/2026	1
3199999	Total - Bonds - U.S. Special Revenue and Special Assessments					9,644	9,644	9,300	9,639	0	4	0	4	0	9,644	0	0	0	117	XXX	XXX
Bonds - Industrial and Miscellaneous																					
002824	AU 4		03/22/2018	CALLED THRU ISSUER		1,987,745	1,987,000	1,992,504	1,987,903	0	(158)	0	(158)	0	1,987,745	0	0	0	100,173	04/01/2019	2FE
11134L	AQ 2		03/01/2018	DIRECT		1,999,229	2,000,000	1,999,100	1,999,171	0	58	0	58	0	1,999,229	0	0	0	26,056	01/15/2028	2FE
38238Q	AM 8		02/01/2018	MATURITY		1,000,000	1,000,000	1,002,050	1,000,016	0	(16)	0	(16)	0	1,000,000	0	0	0	34,000	02/01/2018	1FE
532457	AX 6		03/15/2018	MATURITY		1,000,000	1,000,000	899,610	997,896	0	2,104	0	2,104	0	1,000,000	0	0	0	22,500	03/15/2018	1FE
58013M	EE 0		03/01/2018	MATURITY		2,500,000	2,500,000	2,606,425	2,502,454	0	(2,454)	0	(2,454)	0	2,500,000	0	0	0	66,875	03/01/2018	2FE
61980A	AC 7		03/15/2018	CALLED THRU ISSUER		609,729	610,000	608,804	609,700	0	29	0	29	0	609,729	0	0	0	46,372	01/15/2020	2FE
637432	ND 3		01/09/2018	PIERPONT SECURITIES		2,880,337	2,916,000	2,914,221	2,914,691	0	4	0	4	0	2,914,695	0	(34,358)	(34,358)	37,629	01/27/2025	1FE
72447X	AD 9		03/15/2018	MATURITY		2,500,000	2,500,000	2,436,350	2,498,253	0	1,747	0	1,747	0	2,500,000	0	0	0	70,000	03/15/2018	3FE
742718	EP 0		01/09/2018	US BANCORP		576,064	588,000	585,854	586,221	0	5	0	5	0	586,226	0	(10,162)	(10,162)	6,968	02/02/2026	1FE
755111	BT 7		01/09/2018	CITIGROUP INC		2,042,540	2,000,000	2,023,520	2,009,672	0	(83)	0	(83)	0	2,009,588	0	32,952	32,952	14,757	10/15/2020	1FE
3899999	Total - Bonds - Industrial and Miscellaneous					17,095,644	17,101,000	17,068,438	17,105,977	0	1,236	0	1,236	0	17,107,212	0	(11,568)	(11,568)	425,330	XXX	XXX
8399997	Total - Bonds - Part 4					17,123,887	17,129,243	17,096,882	17,134,223	0	1,232	0	1,232	0	17,135,455	0	(11,568)	(11,568)	435,639	XXX	XXX
8399999	Total - Bonds					17,123,887	17,129,243	17,096,882	17,134,223	0	1,232	0	1,232	0	17,135,455	0	(11,568)	(11,568)	435,639	XXX	XXX
9999999	Total - Bonds, Preferred and Common Stocks					17,123,887	XXX	17,096,882	17,134,223	0	1,232	0	1,232	0	17,135,455	0	(11,568)	(11,568)	435,639	XXX	XXX

QE05

(a) For all common stock bearing the NAIC market indicator "U" provide: the number of such issues:0.

Sch. DB - Pt. A - Sn. 1
NONE

Sch. DB - Pt. B - Sn. 1
NONE

Sch. DB - Pt. D - Sn. 1
NONE

Sch. DB - Pt. D - Sn. 2
NONE

Sch. DL - Pt. 1
NONE

Sch. DL - Pt. 2
NONE

Statement as of March 31, 2018 of the **U.S. FINANCIAL LIFE INSURANCE COMPANY**
SCHEDULE E - PART 1 - CASH

Month End Depository Balances

1 Depository	2 Code	3 Rate of Interest	4 Amount of Interest Received During Current Quarter	5 Amount of Interest Accrued at Current Statement Date	Book Balance at End of Each Month During Current Quarter			9 *
					6 First Month	7 Second Month	8 Third Month	
Open Depositories								
FIFTH THIRD..... CINCINNATI, OH.....	0.00000(6,389,797)(7,858,317)(10,380,733)	XXX
JP MORGAN CHASE..... NEW YORK, NY.....	0.000002,468,3154,528,721434,948	XXX
0199999. Total Open Depositories.....	XXX	XXX00(3,921,482)(3,329,597)(9,945,785)	XXX
0399999. Total Cash on Deposit.....	XXX	XXX00(3,921,482)(3,329,597)(9,945,785)	XXX
0599999. Total Cash.....	XXX	XXX00(3,921,482)(3,329,597)(9,945,785)	XXX

SCHEDULE E - PART 2 - CASH EQUIVALENTS

Show Investments Owned End of Current Quarter

1	2		3	4	5	6	7	8	9
CUSIP	Description		Code	Date Acquired	Rate of Interest	Maturity Date	Book/Adjusted Carrying Value	Amount of Interest Due & Accrued	Amount Received During Year
Exempt Money Market Mutual Funds as Identified by the SVO									
018616 75 5	AB GOVERNMENT STIF PORTFOLIO.....			03/27/2018.....1.480	5,300,00002,574
262006 20 8	DREYFUS GOVT CASH MGMT- INSTL NEW YORK N.....			03/29/2018.....0.790	19,011,89000
8599999	Total - Exempt Money Market Mutual Funds as Identified by the SVO.....					24,311,89002,574
8899999	Total - Cash Equivalents.....					24,311,89002,574

QE13