



QUARTERLY STATEMENT

As of March 31, 2018
of the Condition and Affairs of the

GREAT AMERICAN CASUALTY INSURANCE COMPANY

| | | |
|---|---|--|
| NAIC Group Code.....0084, 0084 (Current Period) (Prior Period) | NAIC Company Code..... 39896 | Employer's ID Number..... 61-0983091 |
| Organized under the Laws of OH | State of Domicile or Port of Entry OH | Country of Domicile US |
| Incorporated/Organized..... February 17, 1981 | Commenced Business..... March 3, 1983 | |
| Statutory Home Office | 301 E Fourth Street .. Cincinnati .. OH .. US .. 45202 <i>(Street and Number) (City or Town, State, Country and Zip Code)</i> | |
| Main Administrative Office | 301 E Fourth Street .. Cincinnati .. OH .. US .. 45202 <i>(Street and Number) (City or Town, State, Country and Zip Code)</i> | 513-369-5000 <i>(Area Code) (Telephone Number)</i> |
| Mail Address | 301 E Fourth Street .. Cincinnati .. US .. 45202 <i>(Street and Number or P. O. Box) (City or Town, State, Country and Zip Code)</i> | |
| Primary Location of Books and Records | 301 E Fourth Street .. Cincinnati .. OH .. US .. 45202 <i>(Street and Number) (City or Town, State, Country and Zip Code)</i> | 513-369-5000 <i>(Area Code) (Telephone Number)</i> |
| Internet Web Site Address | www.greatamericaninsurancegroup.com | |
| Statutory Statement Contact | Robert James Schwartz <i>(Name)</i> BSchwartz@gaig.com <i>(E-Mail Address)</i> | 513-369-5092 <i>(Area Code) (Telephone Number) (Extension)</i> 513-369-3873 <i>(Fax Number)</i> |

OFFICERS

| Name | Title | Name | Title |
|--------------------------|-----------------------------|-------------------|--|
| 1. Gary John Gruber | President | 2. Sue Ann Erhart | Senior Vice President, General Counsel & Secretary |
| 3. Robert James Schwartz | Vice President & Controller | 4. Lisa Ann Hays | Vice President & Actuary |

OTHER

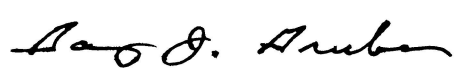
| | | | |
|-----------------------|--|-----------------------------|--|
| Ronald James Brichler | Executive Vice President | Michael Eugene Sullivan Jr. | Executive Vice President |
| Aaron Beasy Latto | Senior Vice President | David Lawrence Thompson Jr. | Senior Vice President |
| David John Witzgall | Senior Vice President, CFO & Treasurer | Annette Denise Gardner | Vice President & Assistant Treasurer |
| John William Tholen | Vice President | Stephen Charles Beraha | Assistant Vice President & Assistant Secretary |
| Howard Kim Baird | Assistant Treasurer | Robert Jude Zbacnik | Assistant Treasurer |

DIRECTORS OR TRUSTEES

| | | | |
|-----------------------|-----------------------------|-----------------------------|---------------------|
| Ronald James Brichler | Michelle Ann Gillis | Gary John Gruber | Aaron Beasy Latto |
| Michael David Pierce | Michael Eugene Sullivan Jr. | David Lawrence Thompson Jr. | David John Witzgall |


State of..... Ohio
County of..... Hamilton

The officers of this reporting entity being duly sworn, each depose and say that they are the described officers of said reporting entity, and that on the reporting period stated above, all of the herein described assets were the absolute property of the said reporting entity, free and clear from any liens or claims thereon, except as herein stated, and that this statement, together with related exhibits, schedules and explanations therein contained, annexed or referred to, is a full and true statement of all the assets and liabilities and of the condition and affairs of the said reporting entity as of the reporting period stated above, and of its income and deductions therefrom for the period ended, and have been completed in accordance with the NAIC *Annual Statement Instructions and Accounting Practices and Procedures* manual except to the extent that: (1) state law may differ; or, (2) that state rules or regulations require differences in reporting not related to accounting practices and procedures, according to the best of their information, knowledge and belief, respectively. Furthermore, the scope of this attestation by the described officers also includes the related corresponding electronic filing with the NAIC, when required, that is an exact copy (except for formatting differences due to electronic filing) of the enclosed statement. The electronic filing may be requested by various regulators in lieu of or in addition to the enclosed statement.



(Signature)
Gary John Gruber

President



(Signature)
Sue Ann Erhart


Senior Vice President, General Counsel & Secretary




(Signature)
Robert James Schwartz

Vice President & Controller

Subscribed and sworn to before me
This 8 day of May, 2018



Notary Public, State of Ohio
My Commission Expires November 8, 2021.



a. Is this an original filing? Yes [X] No []
b. If no: 1. State the amendment number _____
2. Date filed _____
3. Number of pages attached _____

ASSETS

| | Current Statement Date | | | 4 |
|---|------------------------|-----------------------|---|--|
| | 1 | 2 | 3 | December 31 Prior Year Net Admitted Assets |
| | Assets | Nonadmitted Assets | Net Admitted Assets (Cols. 1 - 2) | |
| 1. Bonds..... | 7,042,576 | 0 | 7,042,576 | 6,162,713 |
| 2. Stocks: | | | | |
| 2.1 Preferred stocks..... | 0 | 0 | 0 | 0 |
| 2.2 Common stocks..... | 0 | 0 | 0 | 0 |
| 3. Mortgage loans on real estate: | | | | |
| 3.1 First liens..... | 0 | 0 | 0 | 0 |
| 3.2 Other than first liens..... | 0 | 0 | 0 | 0 |
| 4. Real estate: | | | | |
| 4.1 Properties occupied by the company (less \$.....0 encumbrances)..... | 0 | 0 | 0 | 0 |
| 4.2 Properties held for the production of income (less \$.....0 encumbrances)..... | 0 | 0 | 0 | 0 |
| 4.3 Properties held for sale (less \$.....0 encumbrances)..... | 0 | 0 | 0 | 0 |
| 5. Cash (\$.....7,568), cash equivalents (\$.....4,058,154) and short-term investments (\$.....0)..... | 4,065,722 | 0 | 4,065,722 | 4,876,074 |
| 6. Contract loans (including \$.....0 premium notes)..... | 0 | 0 | 0 | 0 |
| 7. Derivatives..... | 0 | 0 | 0 | 0 |
| 8. Other invested assets..... | 0 | 0 | 0 | 0 |
| 9. Receivables for securities..... | 0 | 0 | 0 | 0 |
| 10. Securities lending reinvested collateral assets..... | 0 | 0 | 0 | 0 |
| 11. Aggregate write-ins for invested assets..... | 0 | 0 | 0 | 0 |
| 12. Subtotals, cash and invested assets (Lines 1 to 11)..... | 11,108,298 | 0 | 11,108,298 | 11,038,787 |
| 13. Title plants less \$.....0 charged off (for Title insurers only)..... | 0 | 0 | 0 | 0 |
| 14. Investment income due and accrued..... | 29,631 | 0 | 29,631 | 46,735 |
| 15. Premiums and considerations: | | | | |
| 15.1 Uncollected premiums and agents' balances in the course of collection..... | 0 | 0 | 0 | 0 |
| 15.2 Deferred premiums, agents' balances and installments booked but deferred and not yet due (including \$.....0 earned but unbilled premiums)..... | 0 | 0 | 0 | 0 |
| 15.3 Accrued retrospective premiums (\$.....0) and contracts subject to redetermination (\$.....0)..... | 0 | 0 | 0 | 0 |
| 16. Reinsurance: | | | | |
| 16.1 Amounts recoverable from reinsurers..... | 0 | 0 | 0 | 0 |
| 16.2 Funds held by or deposited with reinsured companies..... | 0 | 0 | 0 | 0 |
| 16.3 Other amounts receivable under reinsurance contracts..... | 0 | 0 | 0 | 0 |
| 17. Amounts receivable relating to uninsured plans..... | 0 | 0 | 0 | 0 |
| 18.1 Current federal and foreign income tax recoverable and interest thereon..... | 0 | 0 | 0 | 0 |
| 18.2 Net deferred tax asset..... | 4,234 | 0 | 4,234 | 6,477 |
| 19. Guaranty funds receivable or on deposit..... | 0 | 0 | 0 | 0 |
| 20. Electronic data processing equipment and software..... | 0 | 0 | 0 | 0 |
| 21. Furniture and equipment, including health care delivery assets (\$.....0)..... | 0 | 0 | 0 | 0 |
| 22. Net adjustment in assets and liabilities due to foreign exchange rates..... | 0 | 0 | 0 | 0 |
| 23. Receivables from parent, subsidiaries and affiliates..... | 0 | 0 | 0 | 0 |
| 24. Health care (\$.....0) and other amounts receivable..... | 0 | 0 | 0 | 0 |
| 25. Aggregate write-ins for other than invested assets..... | 0 | 0 | 0 | 0 |
| 26. Total assets excluding Separate Accounts, Segregated Accounts and Protected Cell Accounts (Lines 12 through 25)..... | 11,142,163 | 0 | 11,142,163 | 11,091,999 |
| 27. From Separate Accounts, Segregated Accounts and Protected Cell Accounts..... | 0 | 0 | 0 | 0 |
| 28. Total (Lines 26 and 27)..... | 11,142,163 | 0 | 11,142,163 | 11,091,999 |

DETAILS OF WRITE-INS

| | | | | |
|--|---|---|---|---|
| 1101..... | 0 | 0 | 0 | 0 |
| 1102..... | 0 | 0 | 0 | 0 |
| 1103..... | 0 | 0 | 0 | 0 |
| 1198. Summary of remaining write-ins for Line 11 from overflow page..... | 0 | 0 | 0 | 0 |
| 1199. Totals (Lines 1101 thru 1103 plus 1198) (Line 11 above)..... | 0 | 0 | 0 | 0 |
| 2501..... | 0 | 0 | 0 | 0 |
| 2502..... | 0 | 0 | 0 | 0 |
| 2503..... | 0 | 0 | 0 | 0 |
| 2598. Summary of remaining write-ins for Line 25 from overflow page..... | 0 | 0 | 0 | 0 |
| 2599. Totals (Lines 2501 thru 2503 plus 2598) (Line 25 above)..... | 0 | 0 | 0 | 0 |

GREAT AMERICAN CASUALTY INSURANCE COMPANY

LIABILITIES, SURPLUS AND OTHER FUNDS

| | 1 Current Statement Date | 2 December 31 Prior Year |
|--|--------------------------------|--------------------------------|
| 1. Losses (current accident year \$.....0)..... | .0 | .0 |
| 2. Reinsurance payable on paid losses and loss adjustment expenses..... | .0 | .0 |
| 3. Loss adjustment expenses..... | .0 | .0 |
| 4. Commissions payable, contingent commissions and other similar charges..... | .0 | .0 |
| 5. Other expenses (excluding taxes, licenses and fees)..... | 401 | 200 |
| 6. Taxes, licenses and fees (excluding federal and foreign income taxes)..... | .0 | .0 |
| 7.1 Current federal and foreign income taxes (including \$.....0 on realized capital gains (losses))..... | 8,532 | 1,503 |
| 7.2 Net deferred tax liability..... | .0 | .0 |
| 8. Borrowed money \$.....0 and interest thereon \$.....0..... | .0 | .0 |
| 9. Unearned premiums (after deducting unearned premiums for ceded reinsurance of \$.....0 and including warranty reserves of \$.....0 and accrued accident and health experience rating refunds including \$.....0 for medical loss ratio rebate per the Public Health Service Act)..... | .0 | .0 |
| 10. Advance premium..... | .0 | .0 |
| 11. Dividends declared and unpaid: | | |
| 11.1 Stockholders..... | .0 | .0 |
| 11.2 Policyholders..... | .0 | .0 |
| 12. Ceded reinsurance premiums payable (net of ceding commissions)..... | .0 | .0 |
| 13. Funds held by company under reinsurance treaties..... | .0 | .0 |
| 14. Amounts withheld or retained by company for account of others..... | .0 | .0 |
| 15. Remittances and items not allocated..... | .0 | .0 |
| 16. Provision for reinsurance (including \$.....0 certified)..... | .0 | .0 |
| 17. Net adjustments in assets and liabilities due to foreign exchange rates..... | .0 | .0 |
| 18. Drafts outstanding..... | .0 | .0 |
| 19. Payable to parent, subsidiaries and affiliates..... | .0 | .0 |
| 20. Derivatives..... | .0 | .0 |
| 21. Payable for securities..... | .0 | .0 |
| 22. Payable for securities lending..... | .0 | .0 |
| 23. Liability for amounts held under uninsured plans..... | .0 | .0 |
| 24. Capital notes \$.....0 and interest thereon \$.....0..... | .0 | .0 |
| 25. Aggregate write-ins for liabilities..... | .0 | .0 |
| 26. Total liabilities excluding protected cell liabilities (Lines 1 through 25)..... | 8,933 | 1,703 |
| 27. Protected cell liabilities..... | .0 | .0 |
| 28. Total liabilities (Lines 26 and 27)..... | 8,933 | 1,703 |
| 29. Aggregate write-ins for special surplus funds..... | .0 | .0 |
| 30. Common capital stock..... | 2,500,000 | 2,500,000 |
| 31. Preferred capital stock..... | .0 | .0 |
| 32. Aggregate write-ins for other than special surplus funds..... | .0 | .0 |
| 33. Surplus notes..... | .0 | .0 |
| 34. Gross paid in and contributed surplus..... | 4,439,392 | 4,439,392 |
| 35. Unassigned funds (surplus)..... | 4,193,838 | 4,150,904 |
| 36. Less treasury stock, at cost: | | |
| 36.10.000 shares common (value included in Line 30 \$.....0)..... | .0 | .0 |
| 36.20.000 shares preferred (value included in Line 31 \$.....0)..... | .0 | .0 |
| 37. Surplus as regards policyholders (Lines 29 to 35, less 36)..... | 11,133,230 | 11,090,296 |
| 38. Totals (Page 2, Line 28, Col. 3)..... | 11,142,163 | 11,091,999 |

DETAILS OF WRITE-INS

| | | |
|--|----|----|
| 2501. | .0 | .0 |
| 2502. | .0 | .0 |
| 2503. | .0 | .0 |
| 2598. Summary of remaining write-ins for Line 25 from overflow page..... | .0 | .0 |
| 2599. Totals (Lines 2501 thru 2503 plus 2598) (Line 25 above)..... | .0 | .0 |
| 2901. | .0 | .0 |
| 2902. | .0 | .0 |
| 2903. | .0 | .0 |
| 2998. Summary of remaining write-ins for Line 29 from overflow page..... | .0 | .0 |
| 2999. Totals (Lines 2901 thru 2903 plus 2998) (Line 29 above)..... | .0 | .0 |
| 3201. | .0 | .0 |
| 3202. | .0 | .0 |
| 3203. | .0 | .0 |
| 3298. Summary of remaining write-ins for Line 32 from overflow page..... | .0 | .0 |
| 3299. Totals (Lines 3201 thru 3203 plus 3298) (Line 32 above)..... | .0 | .0 |

GREAT AMERICAN CASUALTY INSURANCE COMPANY

STATEMENT OF INCOME

| | 1 Current Year to Date | 2 Prior Year to Date | 3 Prior Year Ended December 31 |
|---|------------------------------|----------------------------|--------------------------------------|
| UNDERWRITING INCOME | | | |
| 1. Premiums earned: | | | |
| 1.1 Direct..... (written \$.....0)..... | 0 | 0 | 0 |
| 1.2 Assumed..... (written \$.....0)..... | 0 | 0 | 0 |
| 1.3 Ceded..... (written \$.....0)..... | 0 | 0 | 0 |
| 1.4 Net..... (written \$.....0)..... | 0 | 0 | 0 |
| DEDUCTIONS: | | | |
| 2. Losses incurred (current accident year \$.....0): | | | |
| 2.1 Direct..... | 0 | 0 | 0 |
| 2.2 Assumed..... | 0 | 0 | 0 |
| 2.3 Ceded..... | 0 | 0 | 0 |
| 2.4 Net..... | 0 | 0 | 0 |
| 3. Loss adjustment expenses incurred..... | 0 | 0 | 0 |
| 4. Other underwriting expenses incurred..... | 0 | 0 | 0 |
| 5. Aggregate write-ins for underwriting deductions..... | 0 | 0 | 0 |
| 6. Total underwriting deductions (Lines 2 through 5)..... | 0 | 0 | 0 |
| 7. Net income of protected cells..... | 0 | 0 | 0 |
| 8. Net underwriting gain (loss) (Line 1 minus Line 6 + Line 7)..... | 0 | 0 | 0 |
| INVESTMENT INCOME | | | |
| 9. Net investment income earned..... | 52,206 | 64,512 | 232,669 |
| 10. Net realized capital gains (losses) less capital gains tax of \$.....0..... | 0 | 0 | (1,521) |
| 11. Net investment gain (loss) (Lines 9 + 10)..... | 52,206 | 64,512 | 231,149 |
| OTHER INCOME | | | |
| 12. Net gain or (loss) from agents' or premium balances charged off (amount recovered \$.....0 amount charged off \$.....0)..... | 0 | 0 | 0 |
| 13. Finance and service charges not included in premiums..... | 0 | 0 | 0 |
| 14. Aggregate write-ins for miscellaneous income..... | 0 | 0 | 0 |
| 15. Total other income (Lines 12 through 14)..... | 0 | 0 | 0 |
| 16. Net income before dividends to policyholders, after capital gains tax and before all other federal and foreign income taxes (Lines 8 + 11 + 15)..... | 52,206 | 64,512 | 231,149 |
| 17. Dividends to policyholders..... | 0 | 0 | 0 |
| 18. Net income, after dividends to policyholders, after capital gains tax and before all other federal and foreign income taxes (Line 16 minus Line 17)..... | 52,206 | 64,512 | 231,149 |
| 19. Federal and foreign income taxes incurred..... | 7,029 | 7,443 | 36,533 |
| 20. Net income (Line 18 minus Line 19) (to Line 22)..... | 45,177 | 57,069 | 194,616 |
| CAPITAL AND SURPLUS ACCOUNT | | | |
| 21. Surplus as regards policyholders, December 31 prior year..... | 11,090,296 | 10,903,140 | 10,903,140 |
| 22. Net income (from Line 20)..... | 45,177 | 57,069 | 194,616 |
| 23. Net transfers (to) from Protected Cell accounts..... | 0 | 0 | 0 |
| 24. Change in net unrealized capital gains or (losses) less capital gains tax of \$.....0..... | 0 | 0 | 0 |
| 25. Change in net unrealized foreign exchange capital gain (loss)..... | 0 | 0 | 0 |
| 26. Change in net deferred income tax..... | (2,243) | (2,517) | (7,459) |
| 27. Change in nonadmitted assets..... | 0 | 0 | 0 |
| 28. Change in provision for reinsurance..... | 0 | 0 | 0 |
| 29. Change in surplus notes..... | 0 | 0 | 0 |
| 30. Surplus (contributed to) withdrawn from protected cells..... | 0 | 0 | 0 |
| 31. Cumulative effect of changes in accounting principles..... | 0 | 0 | 0 |
| 32. Capital changes: | | | |
| 32.1 Paid in..... | 0 | 0 | 0 |
| 32.2 Transferred from surplus (Stock Dividend)..... | 0 | 0 | 0 |
| 32.3 Transferred to surplus..... | 0 | 0 | 0 |
| 33. Surplus adjustments: | | | |
| 33.1 Paid in..... | 0 | 0 | 0 |
| 33.2 Transferred to capital (Stock Dividend)..... | 0 | 0 | 0 |
| 33.3 Transferred from capital..... | 0 | 0 | 0 |
| 34. Net remittances from or (to) Home Office..... | 0 | 0 | 0 |
| 35. Dividends to stockholders..... | 0 | 0 | 0 |
| 36. Change in treasury stock..... | 0 | 0 | 0 |
| 37. Aggregate write-ins for gains and losses in surplus..... | 0 | 0 | 0 |
| 38. Change in surplus as regards policyholders (Lines 22 through 37)..... | 42,934 | 54,552 | 187,157 |
| 39. Surplus as regards policyholders, as of statement date (Lines 21 plus 38)..... | 11,133,230 | 10,957,692 | 11,090,296 |

DETAILS OF WRITE-INS

| | | | |
|--|---|---|---|
| 0501. | 0 | 0 | 0 |
| 0502. | 0 | 0 | 0 |
| 0503. | 0 | 0 | 0 |
| 0598. Summary of remaining write-ins for Line 5 from overflow page..... | 0 | 0 | 0 |
| 0599. Totals (Lines 0501 thru 0503 plus 0598) (Line 5 above)..... | 0 | 0 | 0 |
| 1401. | 0 | 0 | 0 |
| 1402. | 0 | 0 | 0 |
| 1403. | 0 | 0 | 0 |
| 1498. Summary of remaining write-ins for Line 14 from overflow page..... | 0 | 0 | 0 |
| 1499. Totals (Lines 1401 thru 1403 plus 1498) (Line 14 above)..... | 0 | 0 | 0 |
| 3701. | 0 | 0 | 0 |
| 3702. | 0 | 0 | 0 |
| 3703. | 0 | 0 | 0 |
| 3798. Summary of remaining write-ins for Line 37 from overflow page..... | 0 | 0 | 0 |
| 3799. Totals (Lines 3701 thru 3703 plus 3798) (Line 37 above)..... | 0 | 0 | 0 |

CASH FLOW

| | 1 Current Year to Date | 2 Prior Year To Date | 3 Prior Year Ended December 31 |
|---|------------------------------|----------------------------|--------------------------------------|
| CASH FROM OPERATIONS | | | |
| 1. Premiums collected net of reinsurance..... | 0 | 0 | 0 |
| 2. Net investment income..... | 75,300 | 75,290 | 290,382 |
| 3. Miscellaneous income..... | 0 | 0 | 0 |
| 4. Total (Lines 1 through 3)..... | 75,300 | 75,290 | 290,382 |
| 5. Benefit and loss related payments..... | 0 | 0 | 0 |
| 6. Net transfers to Separate Accounts, Segregated Accounts and Protected Cell Accounts..... | 0 | 0 | 0 |
| 7. Commissions, expenses paid and aggregate write-ins for deductions..... | 0 | 0 | 0 |
| 8. Dividends paid to policyholders..... | 0 | 0 | 0 |
| 9. Federal and foreign income taxes paid (recovered) net of \$.....0 tax on capital gains (losses)..... | 0 | 0 | 34,352 |
| 10. Total (Lines 5 through 9)..... | 0 | 0 | 34,352 |
| 11. Net cash from operations (Line 4 minus Line 10)..... | 75,300 | 75,290 | 256,030 |
| CASH FROM INVESTMENTS | | | |
| 12. Proceeds from investments sold, matured or repaid: | | | |
| 12.1 Bonds..... | 613,630 | 592,692 | 2,876,902 |
| 12.2 Stocks..... | 0 | 0 | 0 |
| 12.3 Mortgage loans..... | 0 | 0 | 0 |
| 12.4 Real estate..... | 0 | 0 | 0 |
| 12.5 Other invested assets..... | 0 | 0 | 0 |
| 12.6 Net gains or (losses) on cash, cash equivalents and short-term investments..... | 0 | 0 | 0 |
| 12.7 Miscellaneous proceeds..... | 0 | 0 | 0 |
| 12.8 Total investment proceeds (Lines 12.1 to 12.7)..... | 613,630 | 592,692 | 2,876,902 |
| 13. Cost of investments acquired (long-term only): | | | |
| 13.1 Bonds..... | 1,499,282 | 997,280 | 1,497,259 |
| 13.2 Stocks..... | 0 | 0 | 0 |
| 13.3 Mortgage loans..... | 0 | 0 | 0 |
| 13.4 Real estate..... | 0 | 0 | 0 |
| 13.5 Other invested assets..... | 0 | 0 | 0 |
| 13.6 Miscellaneous applications..... | 0 | 0 | 0 |
| 13.7 Total investments acquired (Lines 13.1 to 13.6)..... | 1,499,282 | 997,280 | 1,497,259 |
| 14. Net increase or (decrease) in contract loans and premium notes..... | 0 | 0 | 0 |
| 15. Net cash from investments (Line 12.8 minus Line 13.7 and Line 14)..... | (885,652) | (404,588) | 1,379,644 |
| CASH FROM FINANCING AND MISCELLANEOUS SOURCES | | | |
| 16. Cash provided (applied): | | | |
| 16.1 Surplus notes, capital notes..... | 0 | 0 | 0 |
| 16.2 Capital and paid in surplus, less treasury stock..... | 0 | 0 | 0 |
| 16.3 Borrowed funds..... | 0 | 0 | 0 |
| 16.4 Net deposits on deposit-type contracts and other insurance liabilities..... | 0 | 0 | 0 |
| 16.5 Dividends to stockholders..... | 0 | 0 | 0 |
| 16.6 Other cash provided (applied)..... | 0 | 0 | 0 |
| 17. Net cash from financing and miscellaneous sources (Lines 16.1 through 16.4 minus Line 16.5 plus Line 16.6)..... | 0 | 0 | 0 |
| RECONCILIATION OF CASH, CASH EQUIVALENTS AND SHORT-TERM INVESTMENTS | | | |
| 18. Net change in cash, cash equivalents and short-term investments (Line 11 plus Line 15 plus Line 17)..... | (810,352) | (329,298) | 1,635,674 |
| 19. Cash, cash equivalents and short-term investments: | | | |
| 19.1 Beginning of year..... | 4,876,074 | 3,240,400 | 3,240,400 |
| 19.2 End of period (Line 18 plus Line 19.1)..... | 4,065,722 | 2,911,102 | 4,876,074 |
| Note: Supplemental disclosures of cash flow information for non-cash transactions: | | | |
| 20.0001 | 0 | 0 | 0 |

1.) SUMMARY OF SIGNIFICANT ACCOUNTING POLICIES**A. Accounting Practices**

The financial statements of Great American Casualty Insurance Company (“the Company”) are presented on the basis of accounting practices prescribed or permitted by the Ohio Department of Insurance.

The Ohio Department of Insurance recognizes only statutory accounting practices prescribed or permitted by the state of Ohio for determining and reporting the financial condition and results of operations of an insurance company, for purposes of determining its solvency under the Ohio Insurance Law. The National Association of Insurance Commissioners’ (“NAIC”) Accounting Practices and Procedures Manual has been adopted as a component of prescribed or permitted practices by the state of Ohio. The Company has no prescribed or permitted practices that would result in differences between NAIC SAP and the state of Ohio basis, as shown below:

| | SSAP # | F/S Page # | F/S Line # | 2018 | 2017 |
|--------------------------------------|--------|------------|------------|---------------|---------------|
| Net income, state basis | - | - | - | \$ 45,177 | \$ 194,616 |
| Effect of state prescribed practices | - | - | - | - | - |
| Effect of state permitted practices | - | - | - | - | - |
| Net income, NAIC SAP | - | - | - | \$ 45,177 | \$ 194,616 |
| Statutory surplus, state basis | - | - | - | \$ 11,133,230 | \$ 11,090,296 |
| Effect of state prescribed practices | - | - | - | - | - |
| Effect of state permitted practices | - | - | - | - | - |
| Statutory surplus, NAIC SAP | - | - | - | \$ 11,133,230 | \$ 11,090,296 |

B. No significant change.**C. Accounting Policies**

Loan-backed securities with a NAIC rating 1 and 2 are stated at amortized cost using the interest method; all others are stated at the lower of amortized cost or fair value. For residential mortgage-backed securities (RMBS), commercial mortgage-backed securities (CMBS) and loan-backed and structured securities (LBASS), the NAIC has retained third-party investment management firms to assist in the determination of the appropriate NAIC designations and Book Adjusted Carrying Values based not only on the probability of loss, but also the severity of loss. Those RMBS, CMBS and LBASS securities that are not modeled but receive a current year Acceptable Rating Organizations (ARO) rating are subject to the Modified FE process which determines the appropriate NAIC designations and Book Adjusted Carrying Values.

D. Going Concern

After review of the Company’s financial condition, management has no doubts about the Company’s ability to continue as a going concern.

2.) ACCOUNTING CHANGES AND CORRECTIONS OF ERRORS

No significant change.

3.) BUSINESS COMBINATIONS AND GOODWILL

No significant change.

4.) DISCONTINUED OPERATIONS

No significant change.

5.) INVESTMENTS

A – C. No significant change.

D. Loan-Backed Securities

1. The Company uses dealer-modeled prepayment assumptions for mortgage-backed and asset-backed securities at the date of purchase to determine effective yields; significant changes in estimated cash flows from the original purchase assumptions are accounted for on a prospective basis.

2. The Company had no loan-backed securities with a recognized other-than-temporary impairment due to either the intent to sell or lack of intent to hold to recovery during 2018.

3. The Company had no loan-backed securities with a credit-related other-than-temporary impairment recognized during 2018.

4. The following table shows all loan-backed securities with an unrealized loss:

| | | |
|---|----|-----------|
| a. The aggregate amount of unrealized losses: | | |
| 1. Less than 12 months | \$ | (5,225) |
| 2. 12 months or longer | \$ | (24,479) |
| b. The aggregate related fair value of securities with unrealized losses: | | |
| 1. Less than 12 months | \$ | 590,380 |
| 2. 12 months or longer | \$ | 1,597,688 |

5. Based on cash flow projections received from independent sources (which reflect loan to collateral values, subordination, vintage and geographic concentration), implied cash flows inherent in security ratings and analysis of historical payment data, management believes that the Company will recover its cost basis in all securities with unrealized losses at March 31, 2018. The Company has the intent to hold such securities until they recover in value or mature.
- E. Dollar Repurchase Agreements and/or Securities Lending Transactions – The Company did not engage in dollar repurchase agreements or securities lending transactions.
- F. Repurchase Agreements Transactions Accounted for as Secured Borrowing – The Company did not engage in repurchase transactions accounted for as secured borrowings.
- G. Reverse Repurchase Agreements Transactions Accounted for as Secured Borrowing – The Company did not engage in reverse repurchase transactions accounted for as secured borrowings.
- H. Repurchase Agreements Transactions Accounted for as a Sale – The Company did not engage in repurchase agreements transactions accounted for as a sale.
- I. Reverse Repurchase Agreements Transactions Accounted for as a Sale – The Company did not engage in reverse repurchase agreements transactions accounted for as a sale.
- J – L. No significant change.
- M. Working Capital Finance Investments – The Company does not have any investments in working capital finance securities.
- N. Offsetting and Netting of Assets and Liabilities – Not applicable.
- O – R. No significant change.
- 6.) JOINT VENTURES, PARTNERSHIPS AND LIMITED LIABILITY COMPANIES
No significant change.
- 7.) INVESTMENT INCOME
No significant change.
- 8.) DERIVATIVE INSTRUMENTS
The Company's investment objectives do not include holding or issuing derivative financial instruments.
- 9.) INCOME TAXES
No significant change.
- 10.) INFORMATION CONCERNING PARENT, SUBSIDIARIES AND AFFILIATES
No significant change.
- 11.) DEBT
A. The Company does not have any outstanding liability for borrowed money.
B. The Company does not have any agreements with the Federal Home Loan Bank.
- 12.) RETIREMENT PLANS, DEFERRED COMPENSATION, POSTEMPLOYMENT BENEFITS AND COMPENSATED ABSENCES AND OTHER POSTRETIREMENT BENEFIT PLANS
The Company has no employee retirement, deferred compensation, postemployment or other postretirement benefit plans.
- 13.) CAPITAL AND SURPLUS, DIVIDEND RESTRICTIONS AND QUASI-REORGANIZATIONS
No significant change.
- 14.) CONTINGENCIES
No significant change.
- 15.) LEASES
No significant change.
- 16.) INFORMATION ABOUT FINANCIAL INSTRUMENTS WITH OFF-BALANCE SHEET RISK AND FINANCIAL INSTRUMENTS WITH CONCENTRATIONS OF CREDIT RISK
No significant change.

17.) SALE, TRANSFER AND SERVICING OF FINANCIAL ASSETS AND EXTINGUISHMENTS OF LIABILITIES

- A. The Company did not sell any receivable balances during 2018.
- B. Transfer and Servicing of Financial Assets – Not applicable.
- C. The Company was not involved in any wash sale transactions during 2018.

18.) GAIN OR LOSS TO THE REPORTING ENTITY FROM UNINSURED PLANS AND THE UNINSURED PORTION OF PARTIALLY INSURED PLANS

No significant change.

19.) DIRECT PREMIUM WRITTEN/PRODUCED BY MANAGING GENERAL AGENTS/THIRD PARTY ADMINISTRATORS

No significant change.

20.) FAIR VALUE**A. Inputs Used for Assets and Liabilities Measured at Fair Value**

1. The Company categorizes its financial instruments, based on the degree of subjectivity inherent in the method by which they are valued, into a fair value hierarchy of three levels, as follows:

Level 1 - Quoted prices for identical assets or liabilities in active markets (markets in which transactions occur with sufficient frequency and volume to provide pricing information on an ongoing basis). The Company's Level 1 financial instruments consist primarily of publicly traded equity securities and highly liquid government bonds for which quoted market prices in active markets are available.

Level 2 - Quoted prices for similar instruments in active markets; quoted prices for identical or similar assets or liabilities in inactive markets (markets in which there are few transactions, the prices are not current, price quotations vary substantially over time or among market makers, or in which little information is released publicly); and valuations based on other significant inputs that are observable in active markets. The Company's Level 2 financial instruments include corporate and municipal fixed maturity securities and MBS priced using observable inputs. Level 2 inputs include benchmark yields, reported trades, corroborated broker/dealer quotes, issuer spreads and benchmark securities. When non-binding broker quotes can be corroborated by comparison to similar securities priced using observable inputs, they are classified as Level 2.

Level 3 - Valuations derived from market valuation techniques generally consistent with those used to estimate the fair value of Level 2 financial instruments in which one or more significant inputs are unobservable or when the market for a security exhibits significantly less liquidity relative to markets supporting Level 2 fair value measurements. The unobservable inputs may include management's own assumptions about the assumptions market participants would use based on the best information available in the circumstances. The Company's Level 3 is comprised of financial instruments whose fair value is estimated based on non-binding broker quotes or internally developed using significant inputs not based on, or corroborated by, observable market information.

The Company's investment manager, American Money Management Corporation ("AMMC") (an affiliate) is responsible for the valuation process and uses data from outside sources (including nationally recognized pricing services and broker/dealers) in establishing fair value. Valuation techniques utilized by pricing services and prices obtained from external sources are reviewed by AMMC's internal investment professionals who are familiar with the securities being priced and the markets in which they trade to ensure the fair value determination is representative of an exit price. To validate the appropriateness of the prices obtained, these investment managers consider widely published indices (as benchmarks), recent trades, changes in interest rates, general economic conditions and the credit quality of the specific issuers. In addition, AMMC communicates directly with the pricing service regarding the methods and assumptions used in pricing, including verifying, on a test basis, the inputs used by the service to value specific securities.

The Company does not have any assets carried at fair value.

2. The Company does not have any Level 3 securities carried at fair value.
3. Fair Value Recognition of Transfers Between Levels

The Company recognizes and records the transfer of securities into and out of Level 3 due to changes in availability of market observable inputs. All transfers are reflected at fair value as of the end of the reporting period.

4. Inputs and Techniques Used in Estimating Fair Value - See narrative in Note 20A.

- B. The Company has no additional fair value disclosures.

C. The Company has categorized all the financial assets in the financial statements into the three-level fair value hierarchy as reflected in the following table. See item A.1. above for a discussion of each of these three levels.

| Type of Financial Instrument | Aggregate Fair Value | Admitted Assets | Level 1 | Level 2 | Level 3 | Not Practicable (Carrying Value) |
|---|----------------------|-----------------|--------------|--------------|---------|----------------------------------|
| U.S. Government and government agencies | \$ 349,509 | \$ 355,056 | \$ 349,509 | \$ - | \$ - | \$ - |
| States, municipalities and political subdivisions | 3,258,918 | 3,265,641 | - | 3,258,918 | - | - |
| Foreign government | - | - | - | - | - | - |
| Residential MBS | - | - | - | - | - | - |
| Commercial MBS | 237,780 | 236,107 | - | 237,780 | - | - |
| Asset backed securities | 2,197,543 | 2,187,930 | - | 2,197,543 | - | - |
| All other bonds | 979,585 | 997,842 | - | 979,585 | - | - |
| Total Bonds | \$ 7,023,335 | \$ 7,042,576 | \$ 349,509 | \$ 6,673,826 | \$ - | \$ - |
| Preferred stocks | - | - | - | - | - | - |
| Common stocks | - | - | - | - | - | - |
| Mortgage loans | - | - | - | - | - | - |
| Cash and short term | 4,065,722 | 4,065,722 | 4,065,722 | - | - | - |
| Total Financial Assets | \$ 11,089,057 | \$ 11,108,298 | \$ 4,415,231 | \$ 6,673,826 | \$ - | \$ - |

D. Not Practicable to Estimate Fair Value – The Company has no financial instruments that fall under this classification.

21.) OTHER ITEMS

No significant change.

22.) EVENTS SUBSEQUENT

There have not been any events subsequent to March 31, 2018, which may have a material effect on the financial condition of the Company.

23.) REINSURANCE

No significant change.

24.) RETROSPECTIVELY RATED CONTRACTS

A – E. No significant change.

F. Risk Sharing Provisions of the Affordable Care Act – Not applicable.

25.) CHANGE IN INCURRED LOSSES AND LOSS ADJUSTMENT EXPENSES

As a result of its pooling agreement, the Company has no net loss and loss expense reserves.

26.) INTERCOMPANY POOLING ARRANGEMENTS

Effective January 1, 2018, American Empire Surplus Lines Insurance Company (“AESLIC”) and its subsidiary, American Empire Insurance Company (“AEIC”), became parties to the pooling agreement with the Great American Insurance Company (“GAIC”) and certain of its subsidiaries. In addition, AESLIC and AEIC entered into reinsurance agreements with GAIC.

The effect of the pooling agreement is to transfer all direct and assumed insurance liabilities of the participating companies to GAIC. GAIC retains 100% of the pooled business, as illustrated below:

| Company | NAIC Company Code Number | Participation Percentage |
|---|--------------------------|--------------------------|
| Great American Insurance Company | 16691 | 100.0% |
| Great American Insurance Company of New York | 22136 | 0.0% |
| Great American Alliance Insurance Company | 26832 | 0.0% |
| Great American Assurance Company | 26344 | 0.0% |
| Great American Casualty Insurance Company | 39896 | 0.0% |
| Great American Contemporary Insurance Company | 10646 | 0.0% |
| Great American E & S Insurance Company | 37532 | 0.0% |
| Great American Fidelity Insurance Company | 41858 | 0.0% |
| Great American Protection Insurance Company | 38580 | 0.0% |
| Great American Security Insurance Company | 31135 | 0.0% |
| Great American Spirit Insurance Company | 33723 | 0.0% |
| American Empire Surplus Lines Insurance Company | 35351 | 0.0% |
| American Empire Insurance Company | 37990 | 0.0% |
| | | <u>100.0%</u> |

All lines of business are subject to the pooling agreement.

GAIC’s net underwriting results are determined after making cessions to various other affiliated and non-affiliated reinsurers under terms of other reinsurance agreements. These cessions are made subsequent to the pooling of business from the pool members to GAIC.

GAIC is party to reinsurance agreements with affiliated and non-affiliated reinsurers covering business subject to the pooling agreement. GAIC has a contractual right of recovery under such reinsurance agreements.

There are no discrepancies between entries regarding pooled business on the assumed and ceded reinsurance schedules of GAIC and the corresponding entries on the assumed and ceded reinsurance schedules of other pool participants.

The Provision for Reinsurance (Schedule F, Part 8) is recorded by GAIC and is not shared with the other pool participants. Uncollectible reinsurance balances which are written off are subject to the terms of the pooling agreement.

As of March 31, 2018, there are no amounts outstanding that are due to/from GAIC and all other pooling participants as a result of the pooling agreement.

27.) STRUCTURED SETTLEMENTS

No significant change.

28.) HEALTH CARE RECEIVABLES

No significant change.

29.) PARTICIPATING POLICIES

No significant change.

30.) PREMIUM DEFICIENCY RESERVES

No significant change.

31.) HIGH DEDUCTIBLES

No significant change.

32.) DISCOUNTING OF LIABILITIES FOR UNPAID LOSSES OR UNPAID LOSS ADJUSTMENT EXPENSES

No significant change.

33.) ASBESTOS/ENVIRONMENTAL RESERVES

No significant change.

34.) SUBSCRIBER SAVINGS ACCOUNTS

No significant change.

35.) MULTIPLE PERIL CROP INSURANCE

No significant change.

36.) FINANCIAL GUARANTY INSURANCE

The Company does not write financial guaranty insurance.

GENERAL INTERROGATORIES

PART 1 - COMMON INTERROGATORIES

GENERAL

- 1.1 Did the reporting entity experience any material transactions requiring the filing of Disclosure of Material Transactions with the State of Domicile, as required by the Model Act? Yes [] No [X]
- 1.2 If yes, has the report been filed with the domiciliary state? Yes [] No []
- 2.1 Has any change been made during the year of this statement in the charter, by-laws, articles of incorporation, or deed of settlement of the reporting entity? Yes [] No [X]

2.2 If yes, date of change:

- 3.1 Is the reporting entity a member of an Insurance Holding Company System consisting of two or more affiliated persons, one or more of which is an insurer? If yes, complete Schedule Y, Parts 1 and 1A. Yes [X] No []
- 3.2 Have there been any substantial changes in the organizational chart since the prior quarter end? Yes [] No [X]
- 3.3 If the response to 3.2 is yes, provide a brief description of those changes.
Not applicable

- 3.4 Is the reporting entity publicly traded or a member of a publicly traded group? Yes [X] No []
- 3.5 If the response to 3.4 is yes, provide the CIK (Central Index Key) code issued by the SEC for the entity/group. 0001042046

- 4.1 Has the reporting entity been a party to a merger or consolidation during the period covered by this statement? Yes [] No [X]
- 4.2 If yes, provide name of entity, NAIC Company Code, and state of domicile (use two letter state abbreviation) for any entity that has ceased to exist as a result of the merger or consolidation.

| 1 | 2 | 3 |
|----------------|-------------------|-------------------|
| Name of Entity | NAIC Company Code | State of Domicile |
| | 0 | |

5. If the reporting entity is subject to a management agreement, including third-party administrator(s), managing general agent(s), attorney-in-fact, or similar agreement, have there been any significant changes regarding the terms of the agreement or principals involved? If yes, attach an explanation. Yes [] No [X] N/A []
- Not applicable

- 6.1 State as of what date the latest financial examination of the reporting entity was made or is being made. 12/31/2016
- 6.2 State the as of date that the latest financial examination report became available from either the state of domicile or the reporting entity. This date should be the date of the examined balance sheet and not the date the report was completed or released. 12/31/2016
- 6.3 State as of what date the latest financial examination report became available to other states or the public from either the state of domicile or the reporting entity. This is the release date or completion date of the examination report and not the date of the examination (balance sheet date). 02/26/2018

6.4 By what department or departments?

Ohio Department of Insurance

- 6.5 Have all financial statement adjustments within the latest financial examination report been accounted for in a subsequent financial statement filed with Departments? Yes [] No [] N/A [X]
- 6.6 Have all of the recommendations within the latest financial examination report been complied with? Yes [] No [] N/A [X]

- 7.1 Has this reporting entity had any Certificates of Authority, licenses or registrations (including corporate registration, if applicable) suspended or revoked by any governmental entity during the reporting period? Yes [] No [X]

7.2 If yes, give full information:

Not applicable

- 8.1 Is the company a subsidiary of a bank holding company regulated with the Federal Reserve Board? Yes [] No [X]

8.2 If response to 8.1 is yes, please identify the name of the bank holding company.

Not applicable

- 8.3 Is the company affiliated with one or more banks, thrifts or securities firms? Yes [X] No []

8.4 If the response to 8.3 is yes, please provide below the names and location (city and state of the main office) of any affiliates regulated by a federal regulatory services agency [i.e. the Federal Reserve Board (FRB), the Office of the Comptroller of the Currency (OCC), the Federal Deposit Insurance Corporation (FDIC) and the Securities Exchange Commission (SEC)] and identify the affiliate's primary federal regulator].

| 1 | 2 | 3 | 4 | 5 | 6 |
|---------------------------------------|------------------------|-----|-----|------|-----|
| Affiliate Name | Location (City, State) | FRB | OCC | FDIC | SEC |
| American Money Management Corporation | Cincinnati, OH | NO | NO | NO | YES |
| Great American Advisors, Inc. | Cincinnati, OH | NO | NO | NO | YES |

- 9.1 Are the senior officers (principal executive officer, principal financial officer, principal accounting officer or controller, or persons performing similar functions) of the reporting entity subject to a code of ethics, which includes the following standards? Yes [X] No []

- (a) Honest and ethical conduct, including the ethical handling of actual or apparent conflicts of interest between personal and professional relationships;
- (b) Full, fair, accurate, timely and understandable disclosure in the periodic reports required to be filed by the reporting entity;
- (c) Compliance with applicable governmental laws, rules and regulations;
- (d) The prompt internal reporting of violations to an appropriate person or persons identified in the code; and
- (e) Accountability for adherence to the code.

9.11 If the response to 9.1 is No, please explain:

Not applicable

- 9.2 Has the code of ethics for senior managers been amended? Yes [] No [X]

9.21 If the response to 9.2 is Yes, provide information related to amendment(s).

Not applicable

- 9.3 Have any provisions of the code of ethics been waived for any of the specified officers? Yes [] No [X]

9.31 If the response to 9.3 is Yes, provide the nature of any waiver(s).

Not applicable

GENERAL INTERROGATORIES

PART 1 - COMMON INTERROGATORIES

FINANCIAL

- 10.1 Does the reporting entity report any amounts due from parent, subsidiaries or affiliates on Page 2 of this statement? Yes [] No [X]
- 10.2 If yes, indicate any amounts receivable from parent included in the Page 2 amount: \$ 0

INVESTMENT

- 11.1 Were any of the stocks, bonds, or other assets of the reporting entity loaned, placed under option agreement, or otherwise made available for use by another person? (Exclude securities under securities lending agreements.) Yes [] No [X]
- 11.2 If yes, give full and complete information relating thereto:

Not applicable

12. Amount of real estate and mortgages held in other invested assets in Schedule BA: \$ 0
13. Amount of real estate and mortgages held in short-term investments: \$ 0
- 14.1 Does the reporting entity have any investments in parent, subsidiaries and affiliates? Yes [] No [X]

14.2 If yes, please complete the following:

| | 1 Prior Year End Book/Adjusted Carrying Value | 2 Current Quarter Book/Adjusted Carrying Value |
|---|---|--|
| 14.21 Bonds | \$ 0 | \$ 0 |
| 14.22 Preferred Stock | 0 | 0 |
| 14.23 Common Stock | 0 | 0 |
| 14.24 Short-Term Investments | 0 | 0 |
| 14.25 Mortgage Loans on Real Estate | 0 | 0 |
| 14.26 All Other | 0 | 0 |
| 14.27 Total Investment in Parent, Subsidiaries and Affiliates (Subtotal Lines 14.21 to 14.26) | \$ 0 | \$ 0 |
| 14.28 Total Investment in Parent included in Lines 14.21 to 14.26 above | \$ 0 | \$ 0 |

- 15.1 Has the reporting entity entered into any hedging transactions reported on Schedule DB? Yes [] No [X]
- 15.2 If yes, has a comprehensive description of the hedging program been made available to the domiciliary state? Yes [] No []
- If no, attach a description with this statement.

16. For the reporting entity's security lending program, state the amount of the following as of current statement date:

- 16.1 Total fair value of reinvested collateral assets reported on Schedule DL, Parts 1 and 2: \$ 0
- 16.2 Total book adjusted/carrying value of reinvested collateral assets reported on Schedule DL, Parts 1 and 2: \$ 0
- 16.3 Total payable for securities lending reported on the liability page: \$ 0

17. Excluding items in Schedule E-Part 3-Special Deposits, real estate, mortgage loans and investments held physically in the reporting entity's offices, vaults or safety deposit boxes, were all stocks, bonds and other securities, owned throughout the current year held pursuant to a custodial agreement with a qualified bank or trust company in accordance with Section 1, III - General Examination Considerations, F. Outsourcing of Critical Functions, Custodial or Safekeeping Agreements of the NAIC *Financial Condition Examiners Handbook*? Yes [X] No []

17.1 For all agreements that comply with the requirements of the NAIC *Financial Condition Examiners Handbook*, complete the following:

| 1 Name of Custodian(s) | 2 Custodian Address |
|-----------------------------|-----------------------------------|
| The Bank of New York Mellon | 1 Wall Street, New York, NY 10286 |

17.2 For all agreements that do not comply with the requirements of the NAIC *Financial Condition Examiners Handbook*, provide the name, location and a complete explanation:

| 1 Name(s) | 2 Location(s) | 3 Complete Explanation(s) |
|--------------|------------------|------------------------------|
| | | |

- 17.3 Have there been any changes, including name changes, in the custodian(s) identified in 17.1 during the current quarter? Yes [] No [X]

17.4 If yes, give full and complete information relating thereto:

| 1 Old Custodian | 2 New Custodian | 3 Date of Change | 4 Reason |
|--------------------|--------------------|---------------------|-------------|
| | | | |

17.5 Investment management – Identify all investment advisors, investment managers, broker/dealers, including individuals that have the authority to make investment decisions on behalf of the reporting entity. For assets that are managed internally by employees of the reporting entity, note as such ["...that have access to the investment accounts", "handle securities"].

| 1 Name of Firm or Individual | 2 Affiliation |
|---------------------------------------|------------------|
| American Money Management Corporation | A |

17.5097 For those firms/individuals listed in the table for Question 17.5, do any firms/individuals unaffiliated with the reporting entity (i.e., designated with a "U") manage more than 10% of the reporting entity's assets? Yes [] No [X]

17.5098 For firms/individuals unaffiliated with the reporting entity (i.e., designated with a "U") listed in the table for Question 17.5, does the total assets under management aggregate to more than 50% of the reporting entity's assets? Yes [] No [X]

17.6 For those firms or individuals listed in the table for 17.5 with an affiliation code of "A" (affiliated) or "U" (unaffiliated), provide the information for the table below.

| 1 Central Registration Depository Number | 2 Name of Firm or Individual | 3 Legal Entity Identifier (LEI) | 4 Registered With | 5 Investment Management Agreement (IMA) Filed |
|---|---------------------------------------|------------------------------------|----------------------|--|
| 161853 | American Money Management Corporation | 54930048Y5YTQDRCSM84 | SEC | DS |

- 18.1 Have all the filing requirements of the *Purposes and Procedures Manual of the NAIC Investment Analysis Office* been followed? Yes [X] No []

18.2 If no, list exceptions:

Not applicable

GENERAL INTERROGATORIES

PART 1 - COMMON INTERROGATORIES

19. By self-designating 5*GI securities, the reporting entity is certifying the following elements for each self-designated 5*GI security:
- a. Documentation necessary to permit a full credit analysis of the security does not exist.
 - b. Issuer or obligor is current on all contracted interest and principal payments.
 - c. The insurer has an actual expectation of ultimate payment of all contracted interest and principal.
- Has the reporting entity self-designated 5*GI securities?

Yes [] No [X]

GENERAL INTERROGATORIES (continued)

PART 2 – PROPERTY & CASUALTY INTERROGATORIES

1. If the reporting entity is a member of a pooling arrangement, did the agreement or the reporting entity's participation change? Yes No N/A

If yes, attach an explanation.

The pooling agreement was amended to include American Empire Surplus Lines Insurance Company and American Empire Insurance Company effective 1/1/2018 (see Note 26).

2. Has the reporting entity reinsured any risk with any other reporting entity and agreed to release such entity from liability, in whole or in part, from any loss that may occur on the risk, or portion thereof, reinsured? Yes No

If yes, attach an explanation.

Not applicable

- 3.1 Have any of the reporting entity's primary reinsurance contracts been canceled? Yes No

- 3.2 If yes, give full and complete information thereto:

Not applicable

- 4.1 Are any of the liabilities for unpaid losses and loss adjustment expenses other than certain workers' compensation tabular reserves (see *Annual Statement Instructions* pertaining to disclosure of discounting for definition of "tabular reserves.") discounted at a rate of interest greater than zero? Yes No

- 4.2 If yes, complete the following schedule:

| 1 Line of Business | 2 Maximum Interest | 3 Disc. Rate | Total Discount | | | | Discount Taken During Period | | | |
|-----------------------|-----------------------|-----------------|--------------------|-----------------|-----------|------------|------------------------------|-----------------|------------|-------------|
| | | | 4 Unpaid Losses | 5 Unpaid LAE | 6 IBNR | 7 Total | 8 Unpaid Losses | 9 Unpaid LAE | 10 IBNR | 11 Total |
| | 0.000 | 0.000 | 0 | 0 | 0 | 0 | 0 | 0 | 0 | 0 |
| Total | XXX | XXX | 0 | 0 | 0 | 0 | 0 | 0 | 0 | 0 |

- 5.1 Operating Percentages:

| | |
|---|--------|
| 5.1 A&H loss percent | 0.000% |
| 5.2 A&H cost containment percent | 0.000% |
| 5.3 A&H expense percent excluding cost containment expenses | 0.000% |

- 6.1 Do you act as a custodian for health savings accounts? Yes No

- 6.2 If yes, please provide the amount of custodial funds held as of the reporting date. \$ 0

- 6.3 Do you act as an administrator for health savings accounts? Yes No

- 6.4 If yes, please provide the amount of funds administered as of the reporting date. \$ 0

7. Is the reporting entity licensed or chartered, registered, qualified, eligible or writing business in at least two states? Yes No

- 7.1 If no, does the reporting entity assume reinsurance business that covers risks residing in at least one state other than the state of domicile of the reporting entity? Yes No

**GREAT AMERICAN CASUALTY INSURANCE COMPANY
SCHEDULE F - CEDED REINSURANCE**

Showing All New Reinsurers - Current Year to Date

| 1 | 2 | 3 | 4 | 5 | 6 | 7 |
|-------------------------|-----------|-------------------|-----------------------------|----------------------|--|---|
| NAIC Company Code | ID Number | Name of Reinsurer | Domiciliary Jurisdiction | Type of Reinsurer | Certified Reinsurer Rating (1 through 6) | Effective Date of Certified Reinsurer Rating |

NONE

SCHEDULE T - EXHIBIT OF PREMIUMS WRITTEN

Current Year to Date - Allocated by States and Territories

| States, Etc. | 1 Active Status (a) | Direct Premiums Written | | Direct Losses Paid (Deducting Salvage) | | Direct Losses Unpaid | |
|-------------------------------------|------------------------|---------------------------|-------------------------|--|-------------------------|---------------------------|-------------------------|
| | | 2 Current Year to Date | 3 Prior Year to Date | 4 Current Year to Date | 5 Prior Year to Date | 6 Current Year to Date | 7 Prior Year to Date |
| 1. Alabama.....AL | L | 0 | 0 | 0 | 0 | 0 | 0 |
| 2. Alaska.....AK | N | 0 | 0 | 0 | 0 | 0 | 0 |
| 3. Arizona.....AZ | N | 0 | 0 | 0 | 0 | 0 | 0 |
| 4. Arkansas.....AR | N | 0 | 0 | 0 | 0 | 0 | 0 |
| 5. California.....CA | N | 0 | 0 | 0 | 0 | 0 | 0 |
| 6. Colorado.....CO | N | 0 | 0 | 0 | 0 | 0 | 0 |
| 7. Connecticut.....CT | N | 0 | 0 | 0 | 0 | 0 | 0 |
| 8. Delaware.....DE | N | 0 | 0 | 0 | 0 | 0 | 0 |
| 9. District of Columbia.....DC | N | 0 | 0 | 0 | 0 | 0 | 0 |
| 10. Florida.....FL | L | 0 | 0 | 0 | 0 | 0 | 0 |
| 11. Georgia.....GA | N | 0 | 0 | 0 | 0 | 0 | 0 |
| 12. Hawaii.....HI | N | 0 | 0 | 0 | 0 | 0 | 0 |
| 13. Idaho.....ID | N | 0 | 0 | 0 | 0 | 0 | 0 |
| 14. Illinois.....IL | N | 0 | 0 | 0 | 0 | 0 | 0 |
| 15. Indiana.....IN | L | 0 | 0 | 0 | 0 | 0 | 0 |
| 16. Iowa.....IA | N | 0 | 0 | 0 | 0 | 0 | 0 |
| 17. Kansas.....KS | N | 0 | 0 | 0 | 0 | 0 | 0 |
| 18. Kentucky.....KY | L | 0 | 0 | 0 | 0 | 0 | 0 |
| 19. Louisiana.....LA | L | 0 | 0 | 0 | 0 | 0 | 0 |
| 20. Maine.....ME | N | 0 | 0 | 0 | 0 | 0 | 0 |
| 21. Maryland.....MD | L | 0 | 0 | 0 | 0 | 0 | 0 |
| 22. Massachusetts.....MA | N | 0 | 0 | 0 | 0 | 0 | 0 |
| 23. Michigan.....MI | N | 0 | 0 | 0 | 0 | 0 | 0 |
| 24. Minnesota.....MN | N | 0 | 0 | 0 | 0 | 0 | 0 |
| 25. Mississippi.....MS | N | 0 | 0 | 0 | 0 | 0 | 0 |
| 26. Missouri.....MO | Q | 0 | 0 | 0 | 0 | 0 | 0 |
| 27. Montana.....MT | N | 0 | 0 | 0 | 0 | 0 | 0 |
| 28. Nebraska.....NE | N | 0 | 0 | 0 | 0 | 0 | 0 |
| 29. Nevada.....NV | N | 0 | 0 | 0 | 0 | 0 | 0 |
| 30. New Hampshire.....NH | N | 0 | 0 | 0 | 0 | 0 | 0 |
| 31. New Jersey.....NJ | N | 0 | 0 | 0 | 0 | 0 | 0 |
| 32. New Mexico.....NM | N | 0 | 0 | 0 | 0 | 0 | 0 |
| 33. New York.....NY | N | 0 | 0 | 0 | 0 | 0 | 0 |
| 34. North Carolina.....NC | N | 0 | 0 | 0 | 0 | 0 | 0 |
| 35. North Dakota.....ND | N | 0 | 0 | 0 | 0 | 0 | 0 |
| 36. Ohio.....OH | L | 0 | 0 | 0 | 0 | 0 | 0 |
| 37. Oklahoma.....OK | N | 0 | 0 | 0 | 0 | 0 | 0 |
| 38. Oregon.....OR | N | 0 | 0 | 0 | 0 | 0 | 0 |
| 39. Pennsylvania.....PA | N | 0 | 0 | 0 | 0 | 0 | 0 |
| 40. Rhode Island.....RI | N | 0 | 0 | 0 | 0 | 0 | 0 |
| 41. South Carolina.....SC | N | 0 | 0 | 0 | 0 | 0 | 0 |
| 42. South Dakota.....SD | N | 0 | 0 | 0 | 0 | 0 | 0 |
| 43. Tennessee.....TN | L | 0 | 0 | 0 | 0 | 0 | 0 |
| 44. Texas.....TX | L | 0 | 0 | 0 | 0 | 0 | 0 |
| 45. Utah.....UT | N | 0 | 0 | 0 | 0 | 0 | 0 |
| 46. Vermont.....VT | N | 0 | 0 | 0 | 0 | 0 | 0 |
| 47. Virginia.....VA | N | 0 | 0 | 0 | 0 | 0 | 0 |
| 48. Washington.....WA | N | 0 | 0 | 0 | 0 | 0 | 0 |
| 49. West Virginia.....WV | N | 0 | 0 | 0 | 0 | 0 | 0 |
| 50. Wisconsin.....WI | N | 0 | 0 | 0 | 0 | 0 | 0 |
| 51. Wyoming.....WY | N | 0 | 0 | 0 | 0 | 0 | 0 |
| 52. American Samoa.....AS | N | 0 | 0 | 0 | 0 | 0 | 0 |
| 53. Guam.....GU | N | 0 | 0 | 0 | 0 | 0 | 0 |
| 54. Puerto Rico.....PR | N | 0 | 0 | 0 | 0 | 0 | 0 |
| 55. US Virgin Islands.....VI | N | 0 | 0 | 0 | 0 | 0 | 0 |
| 56. Northern Mariana Islands.....MP | N | 0 | 0 | 0 | 0 | 0 | 0 |
| 57. Canada.....CAN | N | 0 | 0 | 0 | 0 | 0 | 0 |
| 58. Aggregate Other Alien.....OT | XXX | 0 | 0 | 0 | 0 | 0 | 0 |
| 59. Totals..... | XXX | 0 | 0 | 0 | 0 | 0 | 0 |

DETAILS OF WRITE-INS

| | | | | | | | |
|---|-----|---|---|---|---|---|---|
| 58001..... | XXX | 0 | 0 | 0 | 0 | 0 | 0 |
| 58002..... | XXX | 0 | 0 | 0 | 0 | 0 | 0 |
| 58003..... | XXX | 0 | 0 | 0 | 0 | 0 | 0 |
| 58998. Summary of remaining write-ins for Line 58 from overflow page..... | XXX | 0 | 0 | 0 | 0 | 0 | 0 |
| 58999. Totals (Lines 58001 thru 58003+ Line 58998) (Line 58 above)..... | XXX | 0 | 0 | 0 | 0 | 0 | 0 |

(a) Active Status Count

| | | | |
|---|---|---|----|
| L - Licensed or Chartered - Licensed insurance carrier or domiciled RRG..... | 9 | R - Registered - Non-domiciled RRGs..... | 0 |
| E - Eligible - Reporting entities eligible or approved to write surplus lines in the state (other than their state of domicile - See DSLI)..... | 0 | Q - Qualified - Qualified or accredited reinsurer..... | 1 |
| D - Domestic Surplus Lines Insurer (DSL) - Reporting entities authorized to write surplus lines in the state of domicile..... | 0 | N - None of the above - Not allowed to write business in the state..... | 47 |

**Schedule Y - Information Concerning Activities of Insurer Members of a Holding Company Group
Part 1 - Organizational Chart**

| | Domiciliary Location | FEIN | NAIC Co. Code |
|--|----------------------|------------|---------------|
| American Financial Group, Inc. | OH | 31-1544320 | |
| American Financial Capital Trust II | DE | 31-6549738 | |
| American Financial Capital Trust III | DE | 16-6543606 | |
| American Financial Capital Trust IV | DE | 16-6543609 | |
| American Financial Enterprises, Inc. | CT | 31-0996797 | |
| American Money Management Corporation | OH | 31-0828578 | |
| American Real Estate Capital Company, LLC | OH | 27-1577326 | |
| Mid-Market Capital Partners, LLC | DE | 27-2829629 | |
| APU Holding Company | OH | 41-2112001 | |
| American Premier Underwriters, Inc. | PA | 23-6000765 | |
| The Associates of the Jersey Company | NJ | 23-6297584 | |
| Great Southwest Corporation | DE | 95-2802826 | |
| Lehigh Valley Railroad Company | PA | 13-6400464 | |
| Pennsylvania Lehigh Oil & Gas Holdings LLC | PA | 46-1665396 | |
| Magnolia Alabama Holdings, Inc. | DE | 20-1548213 | |
| Magnolia Alabama Holdings LLC | AL | 20-1574094 | |
| Michigan Oil & Gas Holdings, LLC | MI | 46-1852532 | |
| Ohio Oil & Gas Holdings, LLC | OH | 46-1480078 | |
| The Owasco River Railway, Inc. | NY | 13-6021353 | |
| PCC Real Estate, Inc. | NY | 31-1236926 | |
| PCC Technical Industries, Inc. | DE | 76-0080537 | |
| Penn Towers, Inc. | PA | 23-1537928 | |
| Pennsylvania Oil & Gas Holdings, LLC | PA | 46-3246684 | |
| Pennsylvania-Reading Seashore Lines (66.67%) | NJ | 23-6000766 | |
| Pittsburgh and Cross Creek Railroad Company (83%) | PA | 23-6207599 | |
| Terminal Realty Penn Co. | DC | 23-1707450 | |
| Waynesburg Southern Railroad Company | PA | 23-1675796 | |
| GAI Insurance Company, Ltd. * | BMU | 98-1073776 | |
| Great American Specialty & Affinity Limited | GBR | | |
| Hangar Acquisition Corp. | OH | 31-1446308 | |
| Premier Lease & Loan Services Insurance Agency, Inc. | WA | 91-1242743 | |
| Premier Lease & Loan Services of Canada, Inc. | WA | 91-1508644 | |
| Risico Management Corporation | DE | 31-1262960 | |
| Dixie Terminal Corporation | OH | 31-0823725 | |
| GAI Holding Bermuda Ltd. (77%) ^ | BMU | 98-0606803 | |
| GAI Indemnity, Ltd. # | GBR | 98-0556144 | |
| Neon Capital Limited | GBR | | |
| Neon Holdings (U.K.) Limited | GBR | | |
| Beat Capital Partners Limited (26.96%) | GBR | | |
| Tarian Underwriting Limited (60%) | GBR | | |
| Lavenham Underwriting Limited # | GBR | 98-0412245 | |
| Neon Italy S.R.L. (60%) | ITA | | |
| Neon Management Services Limited | GBR | | |
| Neon Sapphire Underwriting Limited | GGY | | |
| Neon Service Company (U.K.) Limited | GBR | | |
| Marketform Australia Pty Limited | AUS | | |
| Studio Marketform SRL | ITA | | |
| Neon Underwriting Bermuda Limited | BMU | | |
| Neon Underwriting Limited | GBR | | |
| Orca Services S/A (85%) | DNK | | |
| Sampford Underwriting Limited # | GBR | 98-0431601 | |
| Helium Holdings Limited | BMU | | |
| Neon Employee Ownership LLC (23.35%) | DE | | |
| GAI Australia Pty Ltd | AUS | | |

* Denotes insurer

@ Company affiliated but not owned

Participant in Lloyd's Syndicate 2468

Subsidiaries 100% owned by respective parent unless otherwise stated

^ Total percentage owned by respective parent and other affiliated companies

**Schedule Y - Information Concerning Activities of Insurer Members of a Holding Company Group
Part 1 - Organizational Chart**

| | Domiciliary Location | FEIN | NAIC Co. Code |
|--|-----------------------------|-------------|----------------------|
| American Financial Group, Inc. | OH | 31-1544320 | |
| Great American Financial Resources, Inc. ^ | DE | 06-1356481 | |
| AAG Insurance Agency, Inc. | KY | 31-1422717 | |
| Ceres Group, Inc. | DE | 34-1017531 | |
| Continental General Corporation | NE | 47-0717079 | |
| QQAgency of Texas, Inc. | TX | 34-1947042 | |
| Great American Advisors, Inc. | OH | 31-1395344 | |
| Great American Life Insurance Company * | OH | 13-1935920 | 63312 |
| Annuity Investors Life Insurance Company * | OH | 31-1021738 | 93661 |
| Bay Bridge Marina Hemingway's Restaurant, LLC (85%) | MD | 27-4078277 | |
| Bay Bridge Marina Management (85%) | MD | 27-0513333 | |
| Brothers Management, LLC (99%) | FL | 20-1246122 | |
| Charleston Harbor Fishing, LLC | SC | 81-3737639 | |
| GA Key Lime, LLC ^ | OH | 47-5618395 | |
| GALIC - Bay Bridge Marina, LLC | MD | 20-4604276 | |
| GALIC Brothers, Inc. | OH | 31-1391777 | |
| Manhattan National Holding Corporation | OH | 26-3260520 | |
| Manhattan National Life Insurance Company * | OH | 45-0252531 | 67083 |
| Skipjack Marina Corp. | MD | 52-2179330 | |
| Great American Holding, Inc. | OH | 42-1575938 | |
| Agricultural Services, LLC | OH | 27-3062314 | |
| Great American Holding (Europe) Limited | GBR | | |
| Great American Europe Limited | GBR | | |
| Great American International Insurance Designated Activity Company * | IRL | | |
| Mid-Continent Casualty Company * | OH | 73-0556513 | 23418 |
| Mid-Continent Assurance Company * | OH | 73-1406844 | 15380 |
| Mid-Continent Excess and Surplus Insurance Company * | DE | 38-3803661 | 13794 |
| Mid-Continent Specialty Insurance Services, Inc. | OK | 30-0571535 | |
| Oklahoma Surety Company * | OH | 73-0773259 | 23426 |
| National Interstate Corporation | OH | 34-1607394 | |
| American Highways Insurance Agency, Inc. | OH | 34-1899058 | |
| Explorer RV Insurance Agency, Inc. | OH | 31-1548235 | |
| Hudson Indemnity, Ltd. * | CYM | 98-0191335 | |
| Hudson Management Group, Ltd. | VIR | 66-0660039 | |
| National Interstate Insurance Agency, Inc. | OH | 34-1607396 | |
| Commercial For Hire Transportation Purchasing Group @ | SC | 36-4670968 | |
| National Interstate Insurance Company * | OH | 34-1607395 | 32620 |
| National Interstate Insurance Company of Hawaii, Inc. * | OH | 99-0345306 | 11051 |
| TransProtection Service Company | MO | 43-1254631 | |
| Triumphe Casualty Company * | OH | 95-3623282 | 41106 |
| Vanliner Insurance Company * | MO | 86-0114294 | 21172 |
| Safety Claims & Litigation Services, LLC | MT | 20-5546054 | |
| Safety, Claims and Litigation Services, LLC | OH | 46-4570914 | |
| Republic Indemnity Company of America * | CA | 95-2801326 | 22179 |
| Republic Indemnity Company of California * | CA | 31-1054123 | 43753 |
| Summit Consulting, LLC | FL | 59-1683711 | |
| Heritage Summit Healthcare, LLC | FL | 59-3385208 | |
| Summit Real Estate Holdings, LLC | FL | 82-2462705 | |
| Summit Holding Southeast, Inc. | FL | 59-3409855 | |
| Bridgefield Employers Insurance Company* | FL | 59-1835212 | 10701 |
| Bridgefield Casualty Insurance Company* | FL | 59-3269531 | 10335 |

* Denotes insurer

@ Company affiliated but not owned

Participant in Lloyd's Syndicate 2468

Subsidiaries 100% owned by respective parent unless otherwise stated

^ Total percentage owned by respective parent and other affiliated companies

**Schedule Y - Information Concerning Activities of Insurer Members of a Holding Company Group
Part 1 - Organizational Chart**

| | Domiciliary Location | FEIN | NAIC Co. Code |
|---|-----------------------------|-------------|----------------------|
| American Financial Group, Inc. | OH | 31-1544320 | |
| Great American Insurance Company * | OH | 31-0501234 | 16691 |
| American Empire Surplus Lines Insurance Company * | DE | 31-0912199 | 35351 |
| American Empire Insurance Company * | OH | 31-0973761 | 37990 |
| American Empire Underwriters, Inc. | TX | 59-1671722 | |
| American Signature Underwriters, Inc. | OH | 31-1463075 | |
| Brothers Property Corporation | OH | 59-2840291 | |
| Brothers Pennsylvanian Corporation | PA | 25-1754638 | |
| Brothers Property Management Corporation | OH | 59-2840294 | |
| Crescent Centre Apartments ^ | OH | 20-4498054 | |
| Crop Managers Insurance Agency, Inc. | KS | 31-1277904 | |
| Dempsey & Siders Agency, Inc. | OH | 31-0589001 | |
| Eden Park Insurance Brokers, Inc. | CA | 31-1341668 | |
| El Aguila, Compañía de Seguros, S.A. de C.V. * | MEX | | |
| Financidora de Primas Condor, S.A. de C.V. (99%) | MEX | | |
| Farmers Crop Insurance Alliance, Inc. | KS | 39-1404033 | |
| FCIA Management Company, Inc. | NY | 13-3628555 | |
| Foreign Credit Insurance Association @ | NY | | |
| GAI Mexico Holdings, LLC | DE | 81-0814136 | |
| GAI Warranty Company | OH | 31-1753938 | |
| GAI Warranty Company of Florida | FL | 31-1765544 | |
| Global Premier Finance Company | OH | 61-1329718 | |
| Great American Agency of Texas, Inc. | TX | 74-2693636 | |
| Great American Alliance Insurance Company * | OH | 95-1542353 | 26832 |
| Great American Assurance Company * | OH | 15-6020948 | 26344 |
| Great American Casualty Insurance Company * | OH | 61-0983091 | 39896 |
| Great American Contemporary Insurance Company * | OH | 36-4079497 | 10646 |
| Great American E & S Insurance Company * | DE | 31-0954439 | 37532 |
| Great American Fidelity Insurance Company * | DE | 31-1036473 | 41858 |
| Great American Insurance Agency, Inc. | OH | 31-1652643 | |
| Great American Insurance Company of New York * | NY | 13-5539046 | 22136 |
| Great American Lloyd's Insurance Company * @ | TX | 31-0974853 | 38024 |
| Great American Lloyd's, Inc. | TX | 31-1073664 | |
| Great American Management Services, Inc. | OH | 31-0856644 | |
| Great American Protection Insurance Company * | OH | 31-1288778 | 38580 |
| Great American Re Inc. | DE | 31-0918893 | |
| Great American Security Insurance Company * | OH | 31-1209419 | 31135 |
| Great American Spirit Insurance Company * | OH | 31-1237970 | 33723 |
| Insurance (GB) Limited * | GBR | | |
| Key Largo Group, Inc. | FL | 59-1263251 | |
| PLLS Canada Insurance Brokers Inc. (49%) | CAN | 871850814 | |
| Professional Risk Brokers, Inc. | IL | 31-1293064 | |
| One East Fourth, Inc. | OH | 31-0686194 | |
| Pioneer Carpet Mills, Inc. | OH | 31-0883227 | |
| TEJ Holdings, Inc. | OH | 31-1119320 | |
| Three East Fourth, Inc. | OH | 31-0728327 | |

* Denotes insurer

@ Company affiliated but not owned

Participant in Lloyd's Syndicate 2468

Subsidiaries 100% owned by respective parent unless otherwise stated

^ Total percentage owned by respective parent and other affiliated companies

SCHEDULE Y

PART 1A - DETAIL OF INSURANCE HOLDING COMPANY SYSTEM

| 1 | 2 | 3 | 4 | 5 | 6 | 7 | 8 | 9 | 10 | 11 | 12 | 13 | 14 | 15 | 16 |
|----------------|------------|-------------------|------------|--------------|------------|--|--|----------------------|----------------------------------|--|---|--|--|----------------------------------|----|
| Group Code | Group Name | NAIC Company Code | ID Number | Federal RSSD | CIK | Name of Securities Exchange if Publicly Traded (U.S. or International) | Names of Parent, Subsidiaries or Affiliates | Domiciliary Location | Relationship to Reporting Entity | Directly Controlled by (Name of Entity/Person) | Type of Control (Ownership Board, Management, Attorney-in-Fact, Influence, Other) | If Control is Ownership Provide Percentage | Ultimate Controlling Entity(ies)/Person(s) | Is an SCA Filing Required? (Y/N) | * |
| Members | | | | | | | | | | | | | | | |
| 0 | | 0 | 31-1544320 | 0 | 0001042046 | NYSE | American Financial Group, Inc. | OH | UIP | | Ownership | 0.000 | | N | 0 |
| 0 | | 0 | 31-6549738 | 0 | | | American Financial Capital Trust II | DE | NIA | American Financial Group, Inc. | Ownership | 100.000 | American Financial Group, Inc. | N | 0 |
| 0 | | 0 | 16-6543606 | 0 | | | American Financial Capital Trust III | DE | NIA | American Financial Group, Inc. | Ownership | 100.000 | American Financial Group, Inc. | N | 0 |
| 0 | | 0 | 16-6543609 | 0 | | | American Financial Capital Trust IV | DE | NIA | American Financial Group, Inc. | Ownership | 100.000 | American Financial Group, Inc. | N | 0 |
| 0 | | 0 | 31-0996797 | 0 | | | American Financial Enterprises, Inc. | CT | NIA | American Financial Group, Inc. | Ownership | 100.000 | American Financial Group, Inc. | N | 0 |
| 0 | | 0 | 31-0828578 | 0 | | | American Money Management Corporation | OH | NIA | American Financial Group, Inc. | Ownership | 100.000 | American Financial Group, Inc. | N | 0 |
| 0 | | 0 | 27-1577326 | 0 | | | American Real Estate Capital Company, LLC | OH | NIA | American Money Management Corporation | Ownership | 100.000 | American Financial Group, Inc. | N | 0 |
| 0 | | 0 | 27-2829629 | 0 | | | Mid-Market Capital Partners, LLC | DE | NIA | American Money Management Corporation | Ownership | 100.000 | American Financial Group, Inc. | N | 0 |
| 0 | | 0 | 41-2112001 | 0 | | | APU Holding Company | OH | NIA | American Financial Group, Inc. | Ownership | 100.000 | American Financial Group, Inc. | N | 0 |
| 0 | | 0 | 23-6000765 | 0 | | | American Premier Underwriters, Inc. | PA | NIA | APU Holding Company | Ownership | 100.000 | American Financial Group, Inc. | N | 0 |
| 0 | | 0 | 23-6297584 | 0 | | | The Associates of the Jersey Company | NJ | NIA | American Premier Underwriters, Inc. | Ownership | 100.000 | American Financial Group, Inc. | N | 0 |
| 0 | | 0 | 95-2802826 | 0 | | | Great Southwest Corporation | DE | NIA | American Premier Underwriters, Inc. | Ownership | 100.000 | American Financial Group, Inc. | N | 0 |
| 0 | | 0 | 13-6400464 | 0 | | | Lehigh Valley Railroad Company | PA | NIA | American Premier Underwriters, Inc. | Ownership | 100.000 | American Financial Group, Inc. | N | 0 |
| 0 | | 0 | 46-1665396 | 0 | | | Pennsylvania Lehigh Oil & Gas Holdings LLC | PA | NIA | Lehigh Valley Railroad Company | Ownership | 100.000 | American Financial Group, Inc. | N | 0 |
| 0 | | 0 | 20-1548213 | 0 | | | Magnolia Alabama Holdings, Inc. | DE | NIA | American Premier Underwriters, Inc. | Ownership | 100.000 | American Financial Group, Inc. | N | 0 |
| 0 | | 0 | 20-1574094 | 0 | | | Magnolia Alabama Holdings LLC | AL | NIA | Magnolia Alabama Holdings, Inc. | Ownership | 100.000 | American Financial Group, Inc. | N | 0 |
| 0 | | 0 | 46-1852532 | 0 | | | Michigan Oil & Gas Holdings, LLC | MI | NIA | American Premier Underwriters, Inc. | Ownership | 100.000 | American Financial Group, Inc. | N | 0 |
| 0 | | 0 | 46-1480078 | 0 | | | Ohio Oil & Gas Holdings, LLC | OH | NIA | American Premier Underwriters, Inc. | Ownership | 100.000 | American Financial Group, Inc. | N | 0 |
| 0 | | 0 | 13-6021353 | 0 | | | The Owasco River Railway, Inc. | NY | NIA | American Premier Underwriters, Inc. | Ownership | 100.000 | American Financial Group, Inc. | N | 0 |
| 0 | | 0 | 31-1236926 | 0 | | | PCC Real Estate, Inc. | NY | NIA | American Premier Underwriters, Inc. | Ownership | 100.000 | American Financial Group, Inc. | N | 0 |
| 0 | | 0 | 76-0080537 | 0 | | | PCC Technical Industries, Inc. | DE | NIA | American Premier Underwriters, Inc. | Ownership | 100.000 | American Financial Group, Inc. | N | 0 |
| 0 | | 0 | 23-1537928 | 0 | | | Penn Towers, Inc. | PA | NIA | American Premier Underwriters, Inc. | Ownership | 100.000 | American Financial Group, Inc. | N | 0 |
| 0 | | 0 | 46-3246684 | 0 | | | Pennsylvania Oil & Gas Holdings, LLC | PA | NIA | American Premier Underwriters, Inc. | Ownership | 100.000 | American Financial Group, Inc. | N | 0 |
| 0 | | 0 | 23-6000766 | 0 | | | Pennsylvania-Reading Seashore Lines | NJ | NIA | American Premier Underwriters, Inc. | Ownership | 66.670 | American Financial Group, Inc. | N | 0 |
| 0 | | 0 | 23-6207599 | 0 | | | Pittsburgh and Cross Creek Railroad Company | PA | NIA | American Premier Underwriters, Inc. | Ownership | 83.000 | American Financial Group, Inc. | N | 0 |
| 0 | | 0 | 23-1707450 | 0 | | | Terminal Realty Penn Co. | DC | NIA | American Premier Underwriters, Inc. | Ownership | 100.000 | American Financial Group, Inc. | N | 0 |
| 0 | | 0 | 23-1675796 | 0 | | | Waynesburg Southern Railroad Company | PA | NIA | American Premier Underwriters, Inc. | Ownership | 100.000 | American Financial Group, Inc. | N | 0 |
| 0 | | 0 | 98-1073776 | 0 | | | GAI Insurance Company, Ltd. | BMU | IA | APU Holding Company | Ownership | 100.000 | American Financial Group, Inc. | N | 0 |
| 0 | | 0 | | 0 | | | Great American Specialty & Affinity Limited | GBR | NIA | APU Holding Company | Ownership | 100.000 | American Financial Group, Inc. | N | 0 |
| 0 | | 0 | 31-1446308 | 0 | | | Hangar Acquisition Corp. | OH | NIA | APU Holding Company | Ownership | 100.000 | American Financial Group, Inc. | N | 0 |
| 0 | | 0 | 91-1242743 | 0 | | | Premier Lease & Loan Services Insurance Agency, Inc. | WA | NIA | APU Holding Company | Ownership | 100.000 | American Financial Group, Inc. | N | 0 |
| 0 | | 0 | 91-1508644 | 0 | | | Premier Lease & Loan Services of Canada, Inc. | WA | NIA | APU Holding Company | Ownership | 100.000 | American Financial Group, Inc. | N | 0 |
| 0 | | 0 | 31-1262960 | 0 | | | Risiko Management Corporation | DE | NIA | APU Holding Company | Ownership | 100.000 | American Financial Group, Inc. | N | 0 |
| 0 | | 0 | 31-0823725 | 0 | | | Dixie Terminal Corporation | OH | NIA | American Financial Group, Inc. | Ownership | 100.000 | American Financial Group, Inc. | N | 0 |
| 0 | | 0 | 98-0606803 | 0 | | | GAI Holding Bermuda Ltd | BMU | NIA | American Financial Group, Inc. | Ownership | 69.990 | American Financial Group, Inc. | N | 2 |
| 0 | | 0 | 98-0606803 | 0 | | | GAI Holding Bermuda Ltd | BMU | NIA | GAI Australia Pty Ltd | Ownership | 30.010 | American Financial Group, Inc. | N | 2 |

Q12

SCHEDULE Y

PART 1A - DETAIL OF INSURANCE HOLDING COMPANY SYSTEM

| 1 | 2 | 3 | 4 | 5 | 6 | 7 | 8 | 9 | 10 | 11 | 12 | 13 | 14 | 15 | 16 |
|------------|--------------------------------|-------------------|------------|--------------|--------|--|--|----------------------|----------------------------------|--|---|--|--|----------------------------------|--------|
| Group Code | Group Name | NAIC Company Code | ID Number | Federal RSSD | CIK | Name of Securities Exchange if Publicly Traded (U.S. or International) | Names of Parent, Subsidiaries or Affiliates | Domiciliary Location | Relationship to Reporting Entity | Directly Controlled by (Name of Entity/Person) | Type of Control (Ownership Board, Management, Attorney-in-Fact, Influence, Other) | If Control is Ownership Provide Percentage | Ultimate Controlling Entity(ies)/Person(s) | Is an SCA Filing Required? (Y/N) | * |
| 0..... | | 0..... | 98-0556144 |0 |0 | | GAI Indemnity, Ltd..... | GBR..... | IA..... | GAI Holding Bermuda Ltd..... | Ownership..... | 100.000 | American Financial Group, Inc. |N..... | 0..... |
| 0..... | | 0..... | |0 |0 | | Neon Capital Limited..... | GBR..... | NIA..... | GAI Holding Bermuda Ltd..... | Ownership..... | 100.000 | American Financial Group, Inc. |N..... | 0..... |
| 0..... | | 0..... | |0 |0 | | Neon Holdings (U.K.) Limited..... | GBR..... | NIA..... | Neon Capital Limited..... | Ownership..... | 100.000 | American Financial Group, Inc. |N..... | 0..... |
| 0..... | | 0..... | |0 |0 | | Beat Capital Partners Limited..... | GBR..... | NIA..... | Neon Holdings (U.K.) Limited..... | Ownership..... | 26.960 | American Financial Group, Inc. |N..... | 0..... |
| 0..... | | 0..... | |0 |0 | | Tarian Underwriting Limited..... | GBR..... | NIA..... | Beat Capital Partners Limited..... | Ownership..... | 60.000 | American Financial Group, Inc. |N..... | 0..... |
| 0..... | | 0..... | 98-0412245 |0 |0 | | Lavenham Underwriting Limited..... | GBR..... | IA..... | Neon Holdings (U.K.) Limited..... | Ownership..... | 100.000 | American Financial Group, Inc. |N..... | 0..... |
| 0..... | | 0..... | |0 |0 | | Neon Italy S.R.L..... | ITA..... | NIA..... | Neon Holdings (U.K.) Limited..... | Ownership..... | 60.000 | American Financial Group, Inc. |N..... | 0..... |
| 0..... | | 0..... | |0 |0 | | Neon Management Services Limited..... | GBR..... | NIA..... | Neon Holdings (U.K.) Limited..... | Ownership..... | 100.000 | American Financial Group, Inc. |N..... | 0..... |
| 0..... | | 0..... | |0 |0 | | Neon Sapphire Underwriting Limited..... | GGY..... | NIA..... | Neon Holdings (U.K.) Limited..... | Ownership..... | 100.000 | American Financial Group, Inc. |N..... | 0..... |
| 0..... | | 0..... | |0 |0 | | Neon Service Company (U.K.) Limited..... | GBR..... | NIA..... | Neon Holdings (U.K.) Limited..... | Ownership..... | 100.000 | American Financial Group, Inc. |N..... | 0..... |
| 0..... | | 0..... | |0 |0 | | Marketform Australia Pty Limited..... | AUS..... | NIA..... | Neon Service Company (U.K.) Limited..... | Ownership..... | 100.000 | American Financial Group, Inc. |N..... | 0..... |
| 0..... | | 0..... | |0 |0 | | Studio Marketform SRL..... | ITA..... | NIA..... | Neon Service Company (U.K.) Limited..... | Ownership..... | 100.000 | American Financial Group, Inc. |N..... | 0..... |
| 0..... | | 0..... | |0 |0 | | Neon Underwriting Bermuda Limited..... | BMU..... | NIA..... | Neon Holdings (U.K.) Limited..... | Ownership..... | 100.000 | American Financial Group, Inc. |N..... | 0..... |
| 0..... | | 0..... | |0 |0 | | Neon Underwriting Limited..... | GBR..... | NIA..... | Neon Holdings (U.K.) Limited..... | Ownership..... | 100.000 | American Financial Group, Inc. |N..... | 0..... |
| 0..... | | 0..... | |0 |0 | | Orca Services S/A..... | DNK..... | NIA..... | Neon Holdings (U.K.) Limited..... | Ownership..... | 85.000 | American Financial Group, Inc. |N..... | 0..... |
| 0..... | | 0..... | 98-0431601 |0 |0 | | Sampford Underwriting Limited..... | GBR..... | IA..... | Neon Holdings (U.K.) Limited..... | Ownership..... | 100.000 | American Financial Group, Inc. |N..... | 0..... |
| 0..... | | 0..... | |0 |0 | | Helium Holdings Limited..... | BMU..... | NIA..... | American Financial Group, Inc..... | Ownership..... | 100.000 | American Financial Group, Inc. |N..... | 6..... |
| 0..... | | 0..... | |0 |0 | | Neon Employee Ownership LLC..... | DE..... | NIA..... | Helium Holdings Limited..... | Ownership..... | 23.350 | |N..... | 6..... |
| 0..... | | 0..... | |0 |0 | | GAI Australia Pty Ltd..... | AUS..... | NIA..... | Neon Employee Ownership LLC..... | Ownership..... | 100.000 | American Financial Group, Inc. |N..... | 6..... |
| 0..... | | 0..... | 06-1356481 |0 |0 | | Great American Financial Resources, Inc..... | DE..... | NIA..... | American Financial Group, Inc..... | Ownership..... | 100.000 | American Financial Group, Inc. |N..... | 1..... |
| 0..... | | 0..... | 31-1422717 |0 |0 | | AAG Insurance Agency, Inc..... | KY..... | NIA..... | Great American Financial Resources, Inc..... | Ownership..... | 100.000 | American Financial Group, Inc. |N..... | 0..... |
| 0..... | | 0..... | 34-1017531 |0 |0 | | Ceres Group, Inc..... | DE..... | NIA..... | Great American Financial Resources, Inc..... | Ownership..... | 100.000 | American Financial Group, Inc. |N..... | 0..... |
| 0..... | | 0..... | 47-0717079 |0 |0 | | Continental General Corporation..... | NE..... | NIA..... | Ceres Group, Inc..... | Ownership..... | 100.000 | American Financial Group, Inc. |N..... | 0..... |
| 0..... | | 0..... | 34-1947042 |0 |0 | | QQAgency of Texas, Inc..... | TX..... | NIA..... | Ceres Group, Inc..... | Ownership..... | 100.000 | American Financial Group, Inc. |N..... | 0..... |
| 0..... | | 0..... | 31-1395344 |0 |0 | | Great American Advisors, Inc..... | OH..... | NIA..... | Great American Financial Resources, Inc..... | Ownership..... | 100.000 | American Financial Group, Inc. |N..... | 0..... |
| 0084 | American Financial Group, Inc. | 63312... | 13-1935920 |0 |0 | | Great American Life Insurance Company..... | OH..... | IA..... | Great American Financial Resources, Inc..... | Ownership..... | 100.000 | American Financial Group, Inc. |N..... | 0..... |
| 0084 | American Financial Group, Inc. | 93661... | 31-1021738 |0 |0 | | Annuity Investors Life Insurance Company..... | OH..... | IA..... | Great American Life Insurance Company..... | Ownership..... | 100.000 | American Financial Group, Inc. |N..... | 0..... |
| 0..... | | 0..... | 27-4078277 |0 |0 | | Bay Bridge Marina Hemingway's Restaurant, LLC..... | MD..... | NIA..... | Great American Life Insurance Company..... | Ownership..... | 85.000 | American Financial Group, Inc. |N..... | 0..... |
| 0..... | | 0..... | 27-0513333 |0 |0 | | Bay Bridge Marina Management..... | MD..... | NIA..... | Great American Life Insurance Company..... | Ownership..... | 85.000 | American Financial Group, Inc. |N..... | 0..... |
| 0..... | | 0..... | 20-1246122 |0 |0 | | Brothers Management, LLC..... | FL..... | NIA..... | Great American Life Insurance Company..... | Ownership..... | 99.000 | American Financial Group, Inc. |Y..... | 0..... |
| 0..... | | 0..... | 81-3737639 |0 |0 | | Charleston Harbor Fishing, LLC..... | SC..... | NIA..... | Great American Life Insurance Company..... | Ownership..... | 100.000 | American Financial Group, Inc. |N..... | 0..... |
| 0..... | | 0..... | 47-5618395 |0 |0 | | GA Key Lime, LLC..... | OH..... | NIA..... | Great American Life Insurance Company..... | Ownership..... | 50.000 | American Financial Group, Inc. |N..... | 2..... |
| 0..... | | 0..... | 47-5618395 |0 |0 | | GA Key Lime, LLC..... | OH..... | NIA..... | Great American Insurance Company..... | Ownership..... | 50.000 | American Financial Group, Inc. |N..... | 2..... |
| 0..... | | 0..... | 20-4604276 |0 |0 | | GALIC - Bay Bridge Marina, LLC..... | MD..... | NIA..... | Great American Life Insurance Company..... | Ownership..... | 100.000 | American Financial Group, Inc. |N..... | 0..... |
| 0..... | | 0..... | 31-1391777 |0 |0 | | GALIC Brothers, Inc..... | OH..... | NIA..... | Great American Life Insurance Company..... | Ownership..... | 100.000 | American Financial Group, Inc. |Y..... | 0..... |
| 0..... | | 0..... | 26-3260520 |0 |0 | | Manhattan National Holding Corporation..... | OH..... | NIA..... | Great American Life Insurance Company..... | Ownership..... | 100.000 | American Financial Group, Inc. |Y..... | 0..... |

Q12.1

GREAT AMERICAN CASUALTY INSURANCE COMPANY

SCHEDULE Y

PART 1A - DETAIL OF INSURANCE HOLDING COMPANY SYSTEM

| 1 | 2 | 3 | 4 | 5 | 6 | 7 | 8 | 9 | 10 | 11 | 12 | 13 | 14 | 15 | 16 |
|------------|--------------------------------|-------------------|------------|--------------|--------|--|---|----------------------|----------------------------------|--|---|--|--|----------------------------------|------|
| Group Code | Group Name | NAIC Company Code | ID Number | Federal RSSD | CIK | Name of Securities Exchange if Publicly Traded (U.S. or International) | Names of Parent, Subsidiaries or Affiliates | Domiciliary Location | Relationship to Reporting Entity | Directly Controlled by (Name of Entity/Person) | Type of Control (Ownership Board, Management, Attorney-in-Fact, Influence, Other) | If Control is Ownership Provide Percentage | Ultimate Controlling Entity(ies)/Person(s) | Is an SCA Filing Required? (Y/N) | * |
| 084 | American Financial Group, Inc. | 67083... | 45-0252531 |0 |0 | | Manhattan National Life Insurance Company..... | OH..... | IA..... | Manhattan National Holding Corporation..... | Ownership..... | ...100.000 | American Financial Group, Inc. |N..... | 0... |
| 0 | | 0..... | 52-2179330 |0 |0 | | Skipjack Marina Corp..... | MD..... | NIA..... | Great American Life Insurance Company..... | Ownership..... | ...100.000 | American Financial Group, Inc. |N..... | 0... |
| 0 | | 0..... | 42-1575938 |0 |0 | | Great American Holding, Inc..... | OH..... | NIA..... | American Financial Group, Inc..... | Ownership..... | ...100.000 | American Financial Group, Inc. |N..... | 0... |
| 0 | | 0..... | 27-3062314 |0 |0 | | Agricultural Services, LLC..... | OH..... | NIA..... | Great American Holding, Inc..... | Ownership..... | ...100.000 | American Financial Group, Inc. |N..... | 0... |
| 0 | | 0..... | |0 |0 | | Great American Holding (Europe) Limited..... | GBR..... | NIA..... | Great American Holding, Inc..... | Ownership..... | ...100.000 | American Financial Group, Inc. |N..... | 0... |
| 0 | | 0..... | |0 |0 | | Great American Europe Limited..... | GBR..... | NIA..... | Great American Holding (Europe) Limited..... | Ownership..... | ...100.000 | American Financial Group, Inc. |N..... | 0... |
| 0 | | 0..... | AA-1784136 |0 |0 | | Great American International Insurance Designated Activity Company..... | IRL..... | IA..... | Great American Holding, Inc..... | Ownership..... | ...100.000 | American Financial Group, Inc. |N..... | 0... |
| 084 | American Financial Group, Inc. | 23418... | 73-0556513 |0 |0 | | Mid-Continent Casualty Company..... | OH..... | IA..... | Great American Holding, Inc..... | Ownership..... | ...100.000 | American Financial Group, Inc. |N..... | 0... |
| 084 | American Financial Group, Inc. | 15380... | 73-1406844 |0 |0 | | Mid-Continent Assurance Company..... | OH..... | IA..... | Mid-Continent Casualty Company..... | Ownership..... | ...100.000 | American Financial Group, Inc. |N..... | 0... |
| 084 | American Financial Group, Inc. | 13794... | 38-3803661 |0 |0 | | Mid-Continent Excess and Surplus Insurance Company..... | DE..... | IA..... | Mid-Continent Casualty Company..... | Ownership..... | ...100.000 | American Financial Group, Inc. |N..... | 0... |
| 0 | | 0..... | 30-0571535 |0 |0 | | Mid-Continent Specialty Insurance Services, Inc..... | OK..... | NIA..... | Mid-Continent Casualty Company..... | Ownership..... | ...100.000 | American Financial Group, Inc. |Y..... | 0... |
| 084 | American Financial Group, Inc. | 23426... | 73-0773259 |0 |0 | | Oklahoma Surety Company..... | OH..... | IA..... | Mid-Continent Casualty Company..... | Ownership..... | ...100.000 | American Financial Group, Inc. |N..... | 0... |
| 0 | | 0..... | 34-1607394 |0 |0 | | National Interstate Corporation..... | OH..... | NIA..... | Great American Holding, Inc..... | Ownership..... | ...100.000 | American Financial Group, Inc. |N..... | 0... |
| 0 | | 0..... | 34-1899058 |0 |0 | | American Highways Insurance Agency, Inc..... | OH..... | NIA..... | National Interstate Corporation..... | Ownership..... | ...100.000 | American Financial Group, Inc. |N..... | 0... |
| 0 | | 0..... | 31-1548235 |0 |0 | | Explorer RV Insurance Agency, Inc..... | OH..... | NIA..... | National Interstate Corporation..... | Ownership..... | ...100.000 | American Financial Group, Inc. |N..... | 0... |
| 0 | | 0..... | 98-0191335 |0 |0 | | Hudson Indemnity, Ltd..... | CYM..... | IA..... | National Interstate Corporation..... | Ownership..... | ...100.000 | American Financial Group, Inc. |N..... | 0... |
| 0 | | 0..... | 66-0660039 |0 |0 | | Hudson Management Group, Ltd..... | VIR..... | NIA..... | National Interstate Corporation..... | Ownership..... | ...100.000 | American Financial Group, Inc. |N..... | 0... |
| 0 | | 0..... | 34-1607396 |0 |0 | | National Interstate Insurance Agency, Inc..... | OH..... | NIA..... | National Interstate Corporation..... | Ownership..... | ...100.000 | American Financial Group, Inc. |N..... | 0... |
| 0 | | 0..... | 36-4670968 |0 |0 | | Commercial For Hire Transportation Purchasing Group..... | SC..... | NIA..... | National Interstate Insurance Agency, Inc..... | Management..... | ...0.000 | American Financial Group, Inc. |N..... | 5... |
| 084 | American Financial Group, Inc. | 32620... | 34-1607395 |0 |0 | | National Interstate Insurance Company..... | OH..... | IA..... | National Interstate Corporation..... | Ownership..... | ...100.000 | American Financial Group, Inc. |N..... | 0... |
| 084 | American Financial Group, Inc. | 11051... | 99-0345306 |0 |0 | | National Interstate Insurance Company of Hawaii, Inc..... | OH..... | IA..... | National Interstate Insurance Company..... | Ownership..... | ...100.000 | American Financial Group, Inc. |N..... | 0... |
| 0 | | 0..... | 43-1254631 |0 |0 | | TransProtection Service Company..... | MO..... | NIA..... | National Interstate Insurance Company..... | Ownership..... | ...100.000 | American Financial Group, Inc. |Y..... | 0... |
| 084 | American Financial Group, Inc. | 41106... | 95-3623282 |0 |0 | | Triumpher Casualty Company..... | OH..... | IA..... | National Interstate Insurance Company..... | Ownership..... | ...100.000 | American Financial Group, Inc. |N..... | 0... |
| 084 | American Financial Group, Inc. | 21172... | 86-0114294 |0 |0 | | Vanliner Insurance Company..... | MO..... | IA..... | National Interstate Insurance Company..... | Ownership..... | ...100.000 | American Financial Group, Inc. |Y..... | 0... |
| 0 | | 0..... | 20-5546054 |0 |0 | | Safety Claims & Litigation Services, LLC..... | MT..... | NIA..... | National Interstate Corporation..... | Ownership..... | ...100.000 | American Financial Group, Inc. |N..... | 0... |
| 0 | | 0..... | 46-4570914 |0 |0 | | Safety, Claims and Litigation Services, LLC..... | OH..... | NIA..... | National Interstate Corporation..... | Ownership..... | ...100.000 | American Financial Group, Inc. |N..... | 0... |
| 084 | American Financial Group, Inc. | 22179... | 95-2801326 |0 |0 | | Republic Indemnity Company of America..... | CA..... | IA..... | Great American Holding, Inc..... | Ownership..... | ...100.000 | American Financial Group, Inc. |N..... | 0... |
| 084 | American Financial Group, Inc. | 43753... | 31-1054123 |0 |0 | | Republic Indemnity Company of California..... | CA..... | IA..... | Republic Indemnity Company of America..... | Ownership..... | ...100.000 | American Financial Group, Inc. |N..... | 0... |
| 0 | | 0..... | 59-1683711 |0 |0 | | Summit Consulting, LLC..... | FL..... | NIA..... | Great American Holding, Inc..... | Ownership..... | ...100.000 | American Financial Group, Inc. |N..... | 0... |
| 0 | | 0..... | 59-3385208 |0 |0 | | Heritage Summit Healthcare, LLC..... | FL..... | NIA..... | Summit Consulting, LLC..... | Ownership..... | ...100.000 | American Financial Group, Inc. |N..... | 0... |
| 0 | | 0..... | 82-2462705 |0 |0 | | Summit Real Estate Holdings, LLC..... | FL..... | NIA..... | Summit Consulting, LLC..... | Ownership..... | ...100.000 | American Financial Group, Inc. |N..... | 0... |
| 0 | | 0..... | 59-3409855 |0 |0 | | Summit Holding Southeast, Inc..... | FL..... | NIA..... | Great American Holding, Inc..... | Ownership..... | ...100.000 | American Financial Group, Inc. |N..... | 0... |
| 084 | American Financial Group, Inc. | 10701... | 59-1835212 |0 |0 | | Bridgefield Employers Insurance Company..... | FL..... | IA..... | Summit Holding Southeast, Inc..... | Ownership..... | ...100.000 | American Financial Group, Inc. |N..... | 0... |
| 084 | American Financial Group, Inc. | 10335... | 59-3269531 |0 |0 | | Bridgefield Casualty Insurance Company..... | FL..... | IA..... | Bridgefield Employers Insurance Company..... | Ownership..... | ...100.000 | American Financial Group, Inc. |N..... | 0... |
| 084 | American Financial Group, Inc. | 16691... | 31-0501234 |0 |0 | | Great American Insurance Company..... | OH..... | UDP..... | American Financial Group, Inc..... | Ownership..... | ...100.000 | American Financial Group, Inc. |N..... | 0... |
| 084 | American Financial Group, Inc. | 35351... | 31-0912199 |0 |0 | | American Empire Surplus Lines Insurance Company..... | DE..... | IA..... | Great American Insurance Company..... | Ownership..... | ...100.000 | American Financial Group, Inc. |N..... | 0... |

Q12.2

SCHEDULE Y

PART 1A - DETAIL OF INSURANCE HOLDING COMPANY SYSTEM

| 1 | 2 | 3 | 4 | 5 | 6 | 7 | 8 | 9 | 10 | 11 | 12 | 13 | 14 | 15 | 16 |
|------------|--------------------------------|-------------------|------------|--------------|--------|--|--|----------------------|----------------------------------|---|---|--|--|----------------------------------|------|
| Group Code | Group Name | NAIC Company Code | ID Number | Federal RSSD | CIK | Name of Securities Exchange if Publicly Traded (U.S. or International) | Names of Parent, Subsidiaries or Affiliates | Domiciliary Location | Relationship to Reporting Entity | Directly Controlled by (Name of Entity/Person) | Type of Control (Ownership Board, Management, Attorney-in-Fact, Influence, Other) | If Control is Ownership Provide Percentage | Ultimate Controlling Entity(ies)/Person(s) | Is an SCA Filing Required? (Y/N) | * |
| 0084 | American Financial Group, Inc. | 37990... | 31-0973761 |0 |0 | | American Empire Insurance Company..... | OH..... | IA..... | American Empire Surplus Lines Insurance Company.. | Ownership..... | ...100.000 | American Financial Group, Inc. |N..... | 0... |
| 0..... | | 0..... | 59-1671722 |0 |0 | | American Empire Underwriters, Inc..... | TX..... | NIA..... | American Empire Insurance Company..... | Ownership..... | ...100.000 | American Financial Group, Inc. |Y..... | 0... |
| 0..... | | 0..... | 31-1463075 |0 |0 | | American Signature Underwriters, Inc..... | OH..... | NIA..... | Great American Insurance Company..... | Ownership..... | ...100.000 | American Financial Group, Inc. |Y..... | 0... |
| 0..... | | 0..... | 59-2840291 |0 |0 | | Brothers Property Corporation..... | OH..... | NIA..... | Great American Insurance Company..... | Ownership..... | ...100.000 | American Financial Group, Inc. |Y..... | 0... |
| 0..... | | 0..... | 25-1754638 |0 |0 | | Brothers Pennsylvanian Corporation..... | PA..... | NIA..... | Brothers Property Corporation..... | Ownership..... | ...100.000 | American Financial Group, Inc. |N..... | 0... |
| 0..... | | 0..... | 59-2840294 |0 |0 | | Brothers Property Management Corporation..... | OH..... | NIA..... | Brothers Property Corporation..... | Ownership..... | ...100.000 | American Financial Group, Inc. |N..... | 0... |
| 0..... | | 0..... | 20-4498054 |0 |0 | | Crescent Centre Apartments..... | OH..... | NIA..... | Great American Insurance Company..... | Ownership..... | ...100.000 | American Financial Group, Inc. |N..... | 1... |
| 0..... | | 0..... | 31-1277904 |0 |0 | | Crop Managers Insurance Agency, Inc..... | KS..... | NIA..... | Great American Insurance Company..... | Ownership..... | ...100.000 | American Financial Group, Inc. |Y..... | 0... |
| 0..... | | 0..... | 31-0589001 |0 |0 | | Dempsey & Siders Agency, Inc..... | OH..... | NIA..... | Great American Insurance Company..... | Ownership..... | ...100.000 | American Financial Group, Inc. |Y..... | 0... |
| 0..... | | 0..... | 31-1341668 |0 |0 | | Eden Park Insurance Brokers, Inc..... | CA..... | NIA..... | Great American Insurance Company..... | Ownership..... | ...100.000 | American Financial Group, Inc. |Y..... | 0... |
| 0..... | | 0..... | |0 |0 | | El Aguila, Compañía de Seguros, S.A. de C.V..... | MEX..... | IA..... | Great American Insurance Company..... | Ownership..... | ...100.000 | American Financial Group, Inc. |Y..... | 0... |
| 0..... | | 0..... | |0 |0 | | Financidora de Primas Condor, S.A. de C.V..... | MEX..... | NIA..... | El Aguila, Compañía de Seguros, S.A. de C.V..... | Ownership..... | ...99.000 | American Financial Group, Inc. |N..... | 0... |
| 0..... | | 0..... | 39-1404033 |0 |0 | | Farmers Crop Insurance Alliance, Inc..... | KS..... | NIA..... | Great American Insurance Company..... | Ownership..... | ...100.000 | American Financial Group, Inc. |Y..... | 0... |
| 0..... | | 0..... | 13-3628555 |0 |0 | | FCIA Management Company, Inc..... | NY..... | NIA..... | Great American Insurance Company..... | Ownership..... | ...100.000 | American Financial Group, Inc. |Y..... | 0... |
| 0..... | | 0..... | |0 |0 | | Foreign Credit Insurance Association..... | NY..... | OTH..... | Great American Insurance Company..... | Management..... |0.000 | American Financial Group, Inc. |N..... | 3... |
| 0..... | | 0..... | 81-0814136 |0 |0 | | GAI Mexico Holdings, LLC..... | DE..... | NIA..... | Great American Insurance Company..... | Ownership..... | ...100.000 | American Financial Group, Inc. |N..... | 0... |
| 0..... | | 0..... | 31-1753938 |0 |0 | | GAI Warranty Company..... | OH..... | NIA..... | Great American Insurance Company..... | Ownership..... | ...100.000 | American Financial Group, Inc. |Y..... | 0... |
| 0..... | | 0..... | 31-1765544 |0 |0 | | GAI Warranty Company of Florida..... | FL..... | NIA..... | GAI Warranty Company..... | Ownership..... | ...100.000 | American Financial Group, Inc. |N..... | 0... |
| 0..... | | 0..... | 61-1329718 |0 |0 | | Global Premier Finance Company..... | OH..... | NIA..... | Great American Insurance Company..... | Ownership..... | ...100.000 | American Financial Group, Inc. |Y..... | 0... |
| 0..... | | 0..... | 74-2693636 |0 |0 | | Great American Agency of Texas, Inc..... | TX..... | NIA..... | Great American Insurance Company..... | Ownership..... | ...100.000 | American Financial Group, Inc. |Y..... | 0... |
| 0084 | American Financial Group, Inc. | 26832... | 95-1542353 |0 |0 | | Great American Alliance Insurance Company..... | OH..... | IA..... | Great American Insurance Company..... | Ownership..... | ...100.000 | American Financial Group, Inc. |N..... | 0... |
| 0084 | American Financial Group, Inc. | 26344... | 15-6020948 |0 |0 | | Great American Assurance Company..... | OH..... | IA..... | Great American Insurance Company..... | Ownership..... | ...100.000 | American Financial Group, Inc. |N..... | 0... |
| 0084 | American Financial Group, Inc. | 39896... | 61-0983091 |0 |0 | | Great American Casualty Insurance Company..... | OH..... | RE..... | Great American Insurance Company..... | Ownership..... | ...100.000 | American Financial Group, Inc. |N..... | 0... |
| 0084 | American Financial Group, Inc. | 10646... | 36-4079497 |0 |0 | | Great American Contemporary Insurance Company..... | OH..... | IA..... | Great American Insurance Company..... | Ownership..... | ...100.000 | American Financial Group, Inc. |N..... | 0... |
| 0084 | American Financial Group, Inc. | 37532... | 31-0954439 |0 |0 | | Great American E & S Insurance Company..... | DE..... | IA..... | Great American Insurance Company..... | Ownership..... | ...100.000 | American Financial Group, Inc. |N..... | 0... |
| 0084 | American Financial Group, Inc. | 41858... | 31-1036473 |0 |0 | | Great American Fidelity Insurance Company..... | DE..... | IA..... | Great American Insurance Company..... | Ownership..... | ...100.000 | American Financial Group, Inc. |N..... | 0... |
| 0..... | | 0..... | 31-1652643 |0 |0 | | Great American Insurance Agency, Inc..... | OH..... | NIA..... | Great American Insurance Company..... | Ownership..... | ...100.000 | American Financial Group, Inc. |Y..... | 0... |
| 0084 | American Financial Group, Inc. | 22136... | 13-5539046 |0 |0 | | Great American Insurance Company of New York..... | NY..... | IA..... | Great American Insurance Company..... | Ownership..... | ...100.000 | American Financial Group, Inc. |N..... | 0... |
| 0084 | American Financial Group, Inc. | 38024... | 31-0974853 |0 |0 | | Great American Lloyd's Insurance Company..... | TX..... | IA..... | Great American Insurance Company..... | Other..... |0.000 | American Financial Group, Inc. |N..... | 4... |
| 0..... | | 0..... | 31-1073664 |0 |0 | | Great American Lloyd's, Inc..... | TX..... | NIA..... | Great American Insurance Company..... | Ownership..... | ...100.000 | American Financial Group, Inc. |Y..... | 0... |
| 0..... | | 0..... | 31-0856644 |0 |0 | | Great American Management Services, Inc..... | OH..... | NIA..... | Great American Insurance Company..... | Ownership..... | ...100.000 | American Financial Group, Inc. |Y..... | 0... |
| 0084 | American Financial Group, Inc. | 38580... | 31-1288778 |0 |0 | | Great American Protection Insurance Company..... | OH..... | IA..... | Great American Insurance Company..... | Ownership..... | ...100.000 | American Financial Group, Inc. |N..... | 0... |
| 0..... | | 0..... | 31-0918893 |0 |0 | | Great American Re Inc..... | DE..... | NIA..... | Great American Insurance Company..... | Ownership..... | ...100.000 | American Financial Group, Inc. |Y..... | 0... |
| 0084 | American Financial Group, Inc. | 31135... | 31-1209419 |0 |0 | | Great American Security Insurance Company..... | OH..... | IA..... | Great American Insurance Company..... | Ownership..... | ...100.000 | American Financial Group, Inc. |N..... | 0... |
| 0084 | American Financial Group, Inc. | 33723... | 31-1237970 |0 |0 | | Great American Spirit Insurance Company..... | OH..... | IA..... | Great American Insurance Company..... | Ownership..... | ...100.000 | American Financial Group, Inc. |N..... | 0... |
| 0..... | | 0..... | AA-1120817 |0 |0 | | Insurance (GB) Limited..... | GBR..... | IA..... | Great American Insurance Company..... | Ownership..... | ...100.000 | American Financial Group, Inc. |Y..... | 0... |

Q12.3

SCHEDULE Y

PART 1A - DETAIL OF INSURANCE HOLDING COMPANY SYSTEM

| 1 | 2 | 3 | 4 | 5 | 6 | 7 | 8 | 9 | 10 | 11 | 12 | 13 | 14 | 15 | 16 |
|------------|------------|-------------------|------------|--------------|--------|--|---|----------------------|----------------------------------|--|---|--|--|----------------------------------|------|
| Group Code | Group Name | NAIC Company Code | ID Number | Federal RSSD | CIK | Name of Securities Exchange if Publicly Traded (U.S. or International) | Names of Parent, Subsidiaries or Affiliates | Domiciliary Location | Relationship to Reporting Entity | Directly Controlled by (Name of Entity/Person) | Type of Control (Ownership Board, Management, Attorney-in-Fact, Influence, Other) | If Control is Ownership Provide Percentage | Ultimate Controlling Entity(ies)/Person(s) | Is an SCA Filing Required? (Y/N) | * |
| 0..... | | 0..... | 59-1263251 |0 |0 | | Key Largo Group, Inc..... | FL..... | NIA..... | Great American Insurance Company..... | Ownership..... | ...100.000 | American Financial Group, Inc. |Y..... | 0... |
| 0..... | | 0..... | 871850814 |0 |0 | | PLLS Canada Insurance Brokers Inc..... | CAN..... | NIA..... | Great American Insurance Company..... | Ownership..... | ...49.000 | American Financial Group, Inc. |Y..... | 0... |
| 0..... | | 0..... | 31-1293064 |0 |0 | | Professional Risk Brokers, Inc..... | IL..... | NIA..... | Great American Insurance Company..... | Ownership..... | ...100.000 | American Financial Group, Inc. |Y..... | 0... |
| 0..... | | 0..... | 31-0686194 |0 |0 | | One East Fourth, Inc..... | OH..... | NIA..... | American Financial Group, Inc..... | Ownership..... | ...100.000 | American Financial Group, Inc. |N..... | 0... |
| 0..... | | 0..... | 31-0883227 |0 |0 | | Pioneer Carpet Mills, Inc..... | OH..... | NIA..... | American Financial Group, Inc..... | Ownership..... | ...100.000 | American Financial Group, Inc. |N..... | 0... |
| 0..... | | 0..... | 31-1119320 |0 |0 | | TEJ Holdings, Inc..... | OH..... | NIA..... | American Financial Group, Inc..... | Ownership..... | ...100.000 | American Financial Group, Inc. |N..... | 0... |
| 0..... | | 0..... | 31-0728327 |0 |0 | | Three East Fourth, Inc..... | OH..... | NIA..... | American Financial Group, Inc..... | Ownership..... | ...100.000 | American Financial Group, Inc. |N..... | 0... |

Asterisks Explanation

| | |
|---|--|
| 1 | Another affiliated company owns 1% or less of the shares. |
| 2 | The entity is owned by more than one company within the AFG Group. |
| 3 | Great American Insurance Company is the majority member of the Association. |
| 4 | Beneficial interest and indirect control is established by trust agreements between Great American Insurance Company and each of the underwriters of the Company. |
| 5 | Company is affiliated but not owned. |
| 6 | The entity is owned by more than one company within the AFG Group. American Financial Group, Inc. effectively owns 77% of GAI Holding Bermuda Ltd. ; the senior management of Neon Capital Limited, through their ownership of Neon Employee Ownership LLC, owns the remaining 23% of GAI Holding Bermuda Ltd. through their ownership of GAI Australia Pty Ltd. |

Q12.4

**Pt. 1 - Loss Experience
NONE**

**Pt. 2 - Direct Premiums Written
NONE**

**Pt. 3 - Loss Reserve Development
NONE**

Statement for March 31, 2018 of the **GREAT AMERICAN CASUALTY INSURANCE COMPANY**
SUPPLEMENTAL EXHIBITS AND SCHEDULES INTERROGATORIES

The following supplemental reports are required to be filed as part of your statement filing. However, in the event that your company does not transact the type of business for which the special report must be filed, your response of NO to the specific interrogatory will be accepted in lieu of filing a "NONE" report and a bar code will be printed below. If the supplement is required of your company but is not being filed for whatever reason, enter SEE EXPLANATION and provide an explanation following the interrogatory questions.

| | Response |
|--|-----------------|
| 1. Will the Trusteed Surplus Statement be filed with the state of domicile and the NAIC with this statement? | NO _____ |
| 2. Will Supplement A to Schedule T (Medical Professional Liability Supplement) be filed with this statement? | NO _____ |
| 3. Will the Medicare Part D Coverage Supplement be filed with the state of domicile and the NAIC with this statement? | NO _____ |
| 4. Will the Director and Officer Insurance Coverage Supplement be filed with the state of domicile and the NAIC with this statement? | NO _____ |

Explanation:

1. The data for this supplement is not required to be filed.
2. The data for this supplement is not required to be filed.
3. The data for this supplement is not required to be filed.
4. The data for this supplement is not required to be filed.

Bar Code:



NONE

GREAT AMERICAN CASUALTY INSURANCE COMPANY

SCHEDULE A - VERIFICATION

Real Estate

| | 1 Year to Date | 2 Prior Year Ended December 31 |
|---|-------------------|--------------------------------------|
| 1. Book/adjusted carrying value, December 31 of prior year..... | .0 | .0 |
| 2. Cost of acquired: | | |
| 2.1 Actual cost at time of acquisition..... | .0 | .0 |
| 2.2 Additional investment made after acquisition..... | .0 | .0 |
| 3. Current year change in encumbrances..... | .0 | .0 |
| 4. Total gain (loss) on disposals..... | .0 | .0 |
| 5. Deduct amounts received on disposals..... | .0 | .0 |
| 6. Total foreign exchange change in book/adjusted carrying value..... | .0 | .0 |
| 7. Deduct current year's other-than-temporary impairment recognized..... | .0 | .0 |
| 8. Deduct current year's depreciation..... | .0 | .0 |
| 9. Book/adjusted carrying value at end of current period (Lines 1+2+3+4-5+6-7-8)..... | .0 | .0 |
| 10. Deduct total nonadmitted amounts..... | .0 | .0 |
| 11. Statement value at end of current period (Line 9 minus Line 10)..... | .0 | .0 |

SCHEDULE B - VERIFICATION

Mortgage Loans

| | 1 Year to Date | 2 Prior Year Ended December 31 |
|--|-------------------|--------------------------------------|
| 1. Book value/recorded investment excluding accrued interest, December 31 of prior year..... | .0 | .0 |
| 2. Cost of acquired: | | |
| 2.1 Actual cost at time of acquisition..... | .0 | .0 |
| 2.2 Additional investment made after acquisition..... | .0 | .0 |
| 3. Capitalized deferred interest and other..... | .0 | .0 |
| 4. Accrual of discount..... | .0 | .0 |
| 5. Unrealized valuation increase (decrease)..... | .0 | .0 |
| 6. Total gain (loss) on disposals..... | .0 | .0 |
| 7. Deduct amounts received on disposals..... | .0 | .0 |
| 8. Deduct amortization of premium and mortgage interest points and commitment fees..... | .0 | .0 |
| 9. Total foreign exchange change in book value/recorded investment excluding accrued interest..... | .0 | .0 |
| 10. Deduct current year's other-than-temporary impairment recognized..... | .0 | .0 |
| 11. Book value/recorded investment excluding accrued interest at end of current period (Lines 1+2+3+4+5+6-7-8+9-10)..... | .0 | .0 |
| 12. Total valuation allowance..... | .0 | .0 |
| 13. Subtotal (Line 11 plus Line 12)..... | .0 | .0 |
| 14. Deduct total nonadmitted amounts..... | .0 | .0 |
| 15. Statement value at end of current period (Line 13 minus Line 14)..... | .0 | .0 |

SCHEDULE BA - VERIFICATION

Other Long-Term Invested Assets

| | 1 Year to Date | 2 Prior Year Ended December 31 |
|---|-------------------|--------------------------------------|
| 1. Book/adjusted carrying value, December 31 of prior year..... | .0 | .0 |
| 2. Cost of acquired: | | |
| 2.1 Actual cost at time of acquisition..... | .0 | .0 |
| 2.2 Additional investment made after acquisition..... | .0 | .0 |
| 3. Capitalized deferred interest and other..... | .0 | .0 |
| 4. Accrual of discount..... | .0 | .0 |
| 5. Unrealized valuation increase (decrease)..... | .0 | .0 |
| 6. Total gain (loss) on disposals..... | .0 | .0 |
| 7. Deduct amounts received on disposals..... | .0 | .0 |
| 8. Deduct amortization of premium and depreciation..... | .0 | .0 |
| 9. Total foreign exchange change in book/adjusted carrying value..... | .0 | .0 |
| 10. Deduct current year's other-than-temporary impairment recognized..... | .0 | .0 |
| 11. Book/adjusted carrying value at end of current period (Lines 1+2+3+4+5+6-7-8+9-10)..... | .0 | .0 |
| 12. Deduct total nonadmitted amounts..... | .0 | .0 |
| 13. Statement value at end of current period (Line 11 minus Line 12)..... | .0 | .0 |

SCHEDULE D - VERIFICATION

Bonds and Stocks

| | 1 Year to Date | 2 Prior Year Ended December 31 |
|--|-------------------|--------------------------------------|
| 1. Book/adjusted carrying value of bonds and stocks, December 31 of prior year..... | 6,162,713 | 7,587,247 |
| 2. Cost of bonds and stocks acquired..... | 1,499,282 | 1,497,259 |
| 3. Accrual of discount..... | 338 | 460 |
| 4. Unrealized valuation increase (decrease)..... | .0 | .0 |
| 5. Total gain (loss) on disposals..... | .0 | (1,013) |
| 6. Deduct consideration for bonds and stocks disposed of..... | 613,630 | 2,876,902 |
| 7. Deduct amortization of premium..... | 6,127 | 44,337 |
| 8. Total foreign exchange change in book/adjusted carrying value..... | .0 | .0 |
| 9. Deduct current year's other-than-temporary impairment recognized..... | .0 | .0 |
| 10. Total investment income recognized as a result of prepayment penalties and/or acceleration fees..... | .0 | .0 |
| 11. Book/adjusted carrying value at end of current period (Lines 1+2+3+4+5-6-7+8-9+10)..... | 7,042,576 | 6,162,713 |
| 12. Deduct total nonadmitted amounts..... | .0 | .0 |
| 13. Statement value at end of current period (Line 11 minus Line 12)..... | 7,042,576 | 6,162,713 |

SCHEDULE D - PART 1B

Showing the Acquisitions, Dispositions and Non-Trading Activity
During the Current Quarter for all Bonds and Preferred Stock by NAIC Designation

| NAIC Designation | 1 Book/Adjusted Carrying Value Beginning of Current Quarter | 2 Acquisitions During Current Quarter | 3 Dispositions During Current Quarter | 4 Non-Trading Activity During Current Quarter | 5 Book/Adjusted Carrying Value End of First Quarter | 6 Book/Adjusted Carrying Value End of Second Quarter | 7 Book/Adjusted Carrying Value End of Third Quarter | 8 Book/Adjusted Carrying Value December 31 Prior Year |
|--|--|--|--|--|--|---|--|--|
| BONDS | | | | | | | | |
| 1. NAIC 1 (a)..... | 6,162,713 | 1,499,282 | 613,630 | (5,789) | 7,042,576 | | | 6,162,713 |
| 2. NAIC 2 (a)..... | 0 | 0 | 0 | 0 | 0 | | | 0 |
| 3. NAIC 3 (a)..... | 0 | 0 | 0 | 0 | 0 | | | 0 |
| 4. NAIC 4 (a)..... | 0 | 0 | 0 | 0 | 0 | | | 0 |
| 5. NAIC 5 (a)..... | 0 | 0 | 0 | 0 | 0 | | | 0 |
| 6. NAIC 6 (a)..... | 0 | 0 | 0 | 0 | 0 | | | 0 |
| 7. Total Bonds..... | 6,162,713 | 1,499,282 | 613,630 | (5,789) | 7,042,576 | 0 | 0 | 6,162,713 |
| PREFERRED STOCK | | | | | | | | |
| 8. NAIC 1..... | 0 | 0 | 0 | 0 | 0 | | | 0 |
| 9. NAIC 2..... | 0 | 0 | 0 | 0 | 0 | | | 0 |
| 10. NAIC 3..... | 0 | 0 | 0 | 0 | 0 | | | 0 |
| 11. NAIC 4..... | 0 | 0 | 0 | 0 | 0 | | | 0 |
| 12. NAIC 5..... | 0 | 0 | 0 | 0 | 0 | | | 0 |
| 13. NAIC 6..... | 0 | 0 | 0 | 0 | 0 | | | 0 |
| 14. Total Preferred Stock..... | 0 | 0 | 0 | 0 | 0 | 0 | 0 | 0 |
| 15. Total Bonds and Preferred Stock..... | 6,162,713 | 1,499,282 | 613,630 | (5,789) | 7,042,576 | 0 | 0 | 6,162,713 |

QSI02

(a) Book/Adjusted Carrying Value column for the end of the current reporting period includes the following amount of short-term and cash equivalent bonds by NAIC designation:

NAIC 1 \$.....0; NAIC 2 \$.....0; NAIC 3 \$.....0; NAIC 4 \$.....0; NAIC 5 \$.....0; NAIC 6 \$.....0.

SCHEDULE DA - PART 1

Short-Term Investments

| | 1 Book/Adjusted Carrying Value | Par Value | 2 Original Cost | 4 Interest Collected Year To Date | 5 Paid for Accrued Interest Year To Date |
|--------------|--------------------------------------|-----------|-----------------------|---|--|
| 9199999..... |0 | XXX..... |0 |0 |0 |

SCHEDULE DA - VERIFICATION

Short-Term Investments

| | 1 Year To Date | 2 Prior Year Ended December 31 |
|--|-------------------|--------------------------------------|
| 1. Book/adjusted carrying value, December 31 of prior year..... |0 |3,230,579 |
| 2. Cost of short-term investments acquired..... |0 |2,329,892 |
| 3. Accrual of discount..... |0 |0 |
| 4. Unrealized valuation increase (decrease)..... |0 |0 |
| 5. Total gain (loss) on disposals..... |0 |0 |
| 6. Deduct consideration received on disposals..... |0 |5,560,471 |
| 7. Deduct amortization of premium..... |0 |0 |
| 8. Total foreign exchange change in book/adjusted carrying value..... |0 |0 |
| 9. Deduct current year's other-than-temporary impairment recognized..... |0 |0 |
| 10. Book/adjusted carrying value at end of current period (Lines 1+2+3+4+5-6-7+8-9)..... |0 |0 |
| 11. Deduct total nonadmitted amounts..... |0 |0 |
| 12. Statement value at end of current period (Line 10 minus Line 11)..... |0 |0 |

**Sch. DB - Pt. A - Verification
NONE**

**Sch. DB - Pt. B - Verification
NONE**

**Sch. DB - Pt. C - Sn. 1
NONE**

**Sch. DB - Pt. C - Sn. 2
NONE**

**Sch. DB - Verification
NONE**

GREAT AMERICAN CASUALTY INSURANCE COMPANY
SCHEDULE E - PART 2 - VERIFICATION

Cash Equivalents

| | 1 Year To Date | 2 Prior Year Ended December 31 |
|--|-------------------|--------------------------------------|
| 1. Book/adjusted carrying value, December 31 of prior year..... | 4,867,869 | 0 |
| 2. Cost of cash equivalents acquired..... | 684,785 | 4,880,869 |
| 3. Accrual of discount..... | 0 | 0 |
| 4. Unrealized valuation increase (decrease)..... | 0 | 0 |
| 5. Total gain (loss) on disposals..... | 0 | 0 |
| 6. Deduct consideration received on disposals..... | 1,494,500 | 13,000 |
| 7. Deduct amortization of premium..... | 0 | 0 |
| 8. Total foreign exchange change in book/ adjusted carrying value..... | 0 | 0 |
| 9. Deduct current year's other-than-temporary impairment recognized..... | 0 | 0 |
| 10. Book/adjusted carrying value at end of current period (Lines 1+2+3+4+5-6-7+8-9)..... | 4,058,154 | 4,867,869 |
| 11. Deduct total nonadmitted amounts..... | 0 | 0 |
| 12. Statement value at end of current period (Line 10 minus Line 11)..... | 4,058,154 | 4,867,869 |

**Sch. A - Pt. 2
NONE**

**Sch. A - Pt. 3
NONE**

**Sch. B - Pt. 2
NONE**

**Sch. B - Pt. 3
NONE**

**Sch. BA - Pt. 2
NONE**

**Sch. BA - Pt. 3
NONE**

SCHEDULE D - PART 3

Showing all Long-Term Bonds and Stocks ACQUIRED During Current Quarter

| 1 | 2 | 3 | 4 | 5 | 6 | 7 | 8 | 9 | 10 |
|---|--|---------|---------------|----------------------------|---------------------------|-------------|-----------|---|--|
| CUSIP Identification | Description | Foreign | Date Acquired | Name of Vendor | Number of Shares of Stock | Actual Cost | Par Value | Paid for Accrued Interest and Dividends | NAIC Designation or Market Indicator (a) |
| Bonds - Industrial and Miscellaneous | | | | | | | | | |
| 68269C AA 4 | OMFIT 2018-2A A ABS SSNR 3.57 03/14/2033 | | 03/12/2018 | CITIGROUP | | 499,893 | 500,000 | 0 | 1FE |
| 78449P AB 5 | SMB 2018-A A2A ABS SNR 3.50 02/15/2036 | | 03/14/2018 | BARCLAYS CAPITAL | | 499,909 | 500,000 | 0 | 1FE |
| 83404R AB 4 | SOFI 2018-B A2FX ABS SNR 3.34 08/26/2047 | | 03/13/2018 | BANC OF AMERICA SECURITIES | | 499,480 | 500,000 | 0 | 1FE |
| 3899999 | Total - Bonds - Industrial and Miscellaneous | | | | | 1,499,282 | 1,500,000 | 0 | XXX |
| 8399997 | Total - Bonds - Part 3 | | | | | 1,499,282 | 1,500,000 | 0 | XXX |
| 8399999 | Total - Bonds | | | | | 1,499,282 | 1,500,000 | 0 | XXX |
| 9999999 | Total - Bonds, Preferred and Common Stocks | | | | | 1,499,282 | XXX | 0 | XXX |

(a) For all common stock bearing NAIC market indicator "U" provide the number of such issues:.....0.

QE04

SCHEDULE D - PART 4

Showing all Long-Term Bonds and Stocks SOLD, REDEEMED or Otherwise DISPOSED OF During Current Quarter

| 1 | 2 | 3 | 4 | 5 | 6 | 7 | 8 | 9 | 10 | Change in Book/Adjusted Carrying Value | | | | | 16 | 17 | 18 | 19 | 20 | 21 | 22 |
|--|--|---------------------------------|---------------|---|---------------------------|---------------|-----------|-------------|---|--|---|---|--------------------------------------|--|---|--|----------------------------------|-------------------------------|--|----------------------------------|--|
| | | | | | | | | | | 11 | 12 | 13 | 14 | 15 | | | | | | | |
| CUSIP Identification | Description | F o r e i g n | Disposal Date | Name of Purchaser | Number of Shares of Stock | Consideration | Par Value | Actual Cost | Prior Year Book/Adjusted Carrying Value | Unrealized Valuation Increase (Decrease) | Current Year's (Amortization) / Accretion | Current Year's Other-Than-Temporary Impairment Recognized | Total Change in B./A.C.V. (11+12-13) | Total Foreign Exchange Change in B./A.C.V. | Book/Adjusted Carrying Value at Disposal Date | Foreign Exchange Gain (Loss) on Disposal | Realized Gain (Loss) on Disposal | Total Gain (Loss) on Disposal | Bond Interest / Stock Dividends Received During Year | Stated Contractual Maturity Date | NAIC Designation or Market Indicator (a) |
| Bonds - U.S. Special Revenue and Special Assessment | | | | | | | | | | | | | | | | | | | | | |
| 34074M | HX 2 | | 01/01/2018 | FL HSG FIN C 4.50 01/01/2030 | Partial Call | 30,000 | 30,000 | 32,229 | 30,898 | 0 | (898) | 0 | (898) | 0 | 30,000 | 0 | 0 | 0 | 675 | 01/01/2030 | 1FE |
| 60535Q | LZ 1 | | 03/01/2018 | MISSISSIPPI HOME CORP 3.05 12/01/2034 | MBS Paydown | 14,417 | 14,417 | 14,417 | 14,417 | 0 | 0 | 0 | 0 | 0 | 14,417 | 0 | 0 | 0 | 73 | 12/01/2034 | 1FE |
| 647200 | 4R 2 | | 03/01/2018 | NEW MEXICO ST MTGE A-2 3.50 03/01/2046 | Partial Call | 15,000 | 15,000 | 15,918 | 15,870 | 0 | (870) | 0 | (870) | 0 | 15,000 | 0 | 0 | 0 | 263 | 03/01/2046 | 1FE |
| 647200 | WN 0 | | 01/01/2018 | NM MTG FIN 5.70 07/01/2039 | Call | 225,000 | 225,000 | 237,375 | 225,000 | 0 | 0 | 0 | 0 | 0 | 225,000 | 0 | 0 | 0 | 6,413 | 07/01/2039 | 1FE |
| 97689Q | DD 5 | | 03/01/2018 | WI HSG & ECON AMT A 3.50 03/01/2046 | Partial Call | 30,000 | 30,000 | 31,634 | 31,410 | 0 | (1,410) | 0 | (1,410) | 0 | 30,000 | 0 | 0 | 0 | 525 | 03/01/2046 | 1FE |
| 3199999 | Total - Bonds - U.S. Special Revenue and Special Assessments | | | | | 314,417 | 314,417 | 331,572 | 317,595 | 0 | (3,178) | 0 | (3,178) | 0 | 314,417 | 0 | 0 | 0 | 7,948 | XXX | XXX |
| Bonds - Industrial and Miscellaneous | | | | | | | | | | | | | | | | | | | | | |
| 78447V | AC 2 | | 03/15/2018 | SLMA 2013-B A2B ABS FLT 05/15/2030 | MBS Paydown | 61,176 | 61,176 | 61,176 | 61,176 | 0 | 0 | 0 | 0 | 0 | 61,176 | 0 | 0 | 0 | 277 | 06/17/2030 | 1FE |
| 83405L | AA 8 | | 03/25/2018 | SCLP 2017-5 A1 ABS SSNR 2.14 09/25/2026 | MBS Paydown | 91,514 | 91,514 | 91,510 | 91,511 | 0 | 2 | 0 | 2 | 0 | 91,514 | 0 | 0 | 0 | 323 | 09/25/2026 | 1FE |
| 92935V | AE 8 | | 03/15/2018 | WFRBS 2011-C3 A3 SEQ 3.998 03/15/44 | MBS Paydown | 146,523 | 146,523 | 146,478 | 146,317 | 0 | (10) | 0 | (10) | 0 | 146,524 | 0 | 0 | 0 | 531 | 03/15/2044 | 1FM |
| 3899999 | Total - Bonds - Industrial and Miscellaneous | | | | | 299,213 | 299,213 | 299,164 | 299,004 | 0 | (9) | 0 | (9) | 0 | 299,214 | 0 | 0 | 0 | 1,131 | XXX | XXX |
| 8399997 | Total - Bonds - Part 4 | | | | | 613,630 | 613,630 | 630,736 | 616,599 | 0 | (3,187) | 0 | (3,187) | 0 | 613,630 | 0 | 0 | 0 | 9,079 | XXX | XXX |
| 8399999 | Total - Bonds | | | | | 613,630 | 613,630 | 630,736 | 616,599 | 0 | (3,187) | 0 | (3,187) | 0 | 613,630 | 0 | 0 | 0 | 9,079 | XXX | XXX |
| 9999999 | Total - Bonds, Preferred and Common Stocks | | | | | 613,630 | XXX | 630,736 | 616,599 | 0 | (3,187) | 0 | (3,187) | 0 | 613,630 | 0 | 0 | 0 | 9,079 | XXX | XXX |

(a) For all common stock bearing the NAIC market indicator "U" provide: the number of such issues:0.

QE05

**Sch. DB - Pt. A - Sn. 1
NONE**

**Sch. DB - Pt. B - Sn. 1
NONE**

**Sch. DB - Pt. D - Sn. 1
NONE**

**Sch. DB - Pt. D - Sn. 2
NONE**

**Sch. DL - Pt. 1
NONE**

**Sch. DL - Pt. 2
NONE**

SCHEDULE E - PART 1 - CASH

Month End Depository Balances

| 1 Depository | 2 Code | 3 Rate of Interest | 4 Amount of Interest Received During Current Quarter | 5 Amount of Interest Accrued at Current Statement Date | Book Balance at End of Each Month During Current Quarter | | | 9 * |
|---------------------------------------|-------------------------------|-----------------------|---|---|--|-------------------|------------------|--------|
| | | | | | 6 First Month | 7 Second Month | 8 Third Month | |
| Open Depositories | | | | | | | | |
| The Bank of New York Mellon..... | New York, New York |0.400 |2 |0 |5,069 |5,091 |5,005 | XXX |
| PNC Bank..... | Pittsburgh, Pennsylvania..... |0.000 |0 |0 |2,938 |2,938 |2,563 | XXX |
| 0199999. Total Open Depositories..... | XXX | XXX |2 |0 |8,008 |8,029 |7,568 | XXX |
| 0399999. Total Cash on Deposit..... | XXX | XXX |2 |0 |8,008 |8,029 |7,568 | XXX |
| 0599999. Total Cash..... | XXX | XXX |2 |0 |8,008 |8,029 |7,568 | XXX |

SCHEDULE E - PART 2 - CASH EQUIVALENTS

Show Investments Owned End of Current Quarter

| 1 CUSIP | 2 Description | 3 Code | 4 Date Acquired | 5 Rate of Interest | 6 Maturity Date | 7 Book/Adjusted Carrying Value | 8 Amount of Interest Due & Accrued | 9 Amount Received During Year |
|---|---|-----------|--------------------|-----------------------|--------------------|-----------------------------------|---------------------------------------|----------------------------------|
| Exempt Money Market Mutual Funds as Identified by the SVO | | | | | | | | |
| 825252 40 6 | Invesco Advisors Inc. Treasury Portfolio Institutional Class..... | | 03/27/2018..... | 1.159 | | 4,058,154 | .0 | 14,795 |
| 8599999. Total - Exempt Money Market Mutual Funds as Identified by the SVO..... | | | | | | 4,058,154 | .0 | 14,795 |
| 8899999. Total - Cash Equivalents..... | | | | | | 4,058,154 | .0 | 14,795 |

QE13