



QUARTERLY STATEMENT

AS OF MARCH 31, 2018
OF THE CONDITION AND AFFAIRS OF THE

Aetna Better Health Inc. (an Ohio corporation)

NAIC Group Code 0001 (Current) 0001 (Prior) NAIC Company Code 14229 Employer's ID Number 45-2764938
Organized under the Laws of Ohio, State of Domicile or Port of Entry OH
Country of Domicile United States of America
Licensed as business type: Health Maintenance Organization
Is HMO Federally Qualified? Yes [ ] No [X]
Incorporated/Organized 07/15/2011 Commenced Business 03/16/2012
Statutory Home Office 7400 W. Campus Road (Street and Number) New Albany, OH, US 43054 (City or Town, State, Country and Zip Code)
Main Administrative Office 7400 W. Campus Road (Street and Number) New Albany, OH, US 46054 (City or Town, State, Country and Zip Code) 800-872-3862 (Area Code) (Telephone Number)
Mail Address 1425 Union Meeting Road, U23S (Street and Number or P.O. Box) Blue Bell, PA, US 19422 (City or Town, State, Country and Zip Code)
Primary Location of Books and Records 1425 Union Meeting Road (Street and Number) Blue Bell, PA, US 19422 (City or Town, State, Country and Zip Code) 800-872-3862 (Area Code) (Telephone Number)
Internet Website Address www.aetna.com
Statutory Statement Contact Steven Matthew Conte (Name) 215-775-6508 (Area Code) (Telephone Number) Aetna.HMOReporting@aetna.com (E-mail Address) 860-262-7767 (FAX Number)

OFFICERS

Chief Executive Officer and President Laurie Ann Brubaker Vice President and Secretary Robert Mark Kessler Principal Financial Officer and Controller Steven Matthew Conte

OTHER

Debra Jean Bacon, Chief Financial Officer Kevin James Casey, Senior Investment Officer Cara Sue Mullen, Assistant Controller # John Patrick Maroney, Vice President & Treasurer

DIRECTORS OR TRUSTEES

Debra Jean Bacon Laurie Ann Brubaker Janet Ruth Grant

The officers of this reporting entity being duly sworn, each depose and say that they are the described officers of said reporting entity, and that on the reporting period stated above, all of the herein described assets were the absolute property of the said reporting entity, free and clear from any liens or claims thereon, except as herein stated, and that this statement, together with related exhibits, schedules and explanations therein contained, annexed or referred to, is a full and true statement of all the assets and liabilities and of the condition and affairs of the said reporting entity as of the reporting period stated above, and of its income and deductions therefrom for the period ended, and have been completed in accordance with the NAIC Annual Statement Instructions and Accounting Practices and Procedures manual except to the extent that: (1) state law may differ; or, (2) that state rules or regulations require differences in reporting not related to accounting practices and procedures, according to the best of their information, knowledge and belief, respectively. Furthermore, the scope of this attestation by the described officers also includes the related corresponding electronic filing with the NAIC, when required, that is an exact copy (except for formatting differences due to electronic filing) of the enclosed statement. The electronic filing may be requested by various regulators in lieu of or in addition to the enclosed statement.

Laurie Ann Brubaker
Laurie Ann Brubaker
Chief Executive Officer and President

Robert Mark Kessler
Robert Mark Kessler
Vice President and Secretary

Steven Matthew Conte
Steven Matthew Conte
Principal Financial Officer and Controller

State of..... Arizona
County of..... Maricopa

State of..... Arizona
County of..... Maricopa

State of..... Pennsylvania
County of..... Montgomery

Subscribed and sworn to before me this 8th day of May, 2018

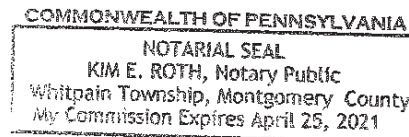
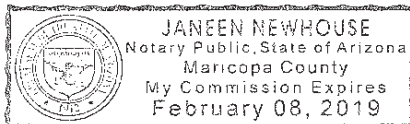
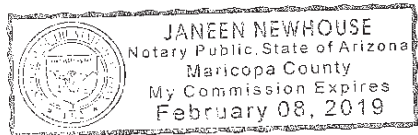
Subscribed and sworn to before me this 7th day of May, 2018

Subscribed and sworn to before me this 10th day of May, 2018

Janeen Newhouse
NOTARY PUBLIC (Seal)

Janeen Newhouse
NOTARY PUBLIC (Seal)

NOTARY PUBLIC (Seal)



- a. Is this an original filing? Yes [X] No [ ]
b. If no,
1. State the amendment number ....
2. Date filed .....
3. Number of pages attached.....

STATEMENT AS OF MARCH 31, 2018 OF THE Aetna Better Health Inc. (an Ohio corporation)

**ASSETS**

	Current Statement Date			4 December 31 Prior Year Net Admitted Assets
	1 Assets	2 Nonadmitted Assets	3 Net Admitted Assets (Cols. 1 - 2)	
1. Bonds .....	187,888,157	0	187,888,157	187,242,936
2. Stocks:				
2.1 Preferred stocks .....	0	0	0	0
2.2 Common stocks .....	0	0	0	0
3. Mortgage loans on real estate:				
3.1 First liens .....	7,625,901	0	7,625,901	7,820,816
3.2 Other than first liens.....	0	0	0	0
4. Real estate:				
4.1 Properties occupied by the company (less \$ .....0 encumbrances) .....	0	0	0	0
4.2 Properties held for the production of income (less \$ .....0 encumbrances) .....	0	0	0	0
4.3 Properties held for sale (less \$ .....0 encumbrances) .....	0	0	0	0
5. Cash (\$ .....42,390,150 ), cash equivalents (\$ .....18,044,338 ) and short-term investments (\$ .....0 ) .....	60,434,488	0	60,434,488	37,867,872
6. Contract loans (including \$ .....0 premium notes) .....	0	0	0	0
7. Derivatives .....	0	0	0	0
8. Other invested assets .....	0	0	0	0
9. Receivables for securities .....	0	0	0	0
10. Securities lending reinvested collateral assets .....	0	0	0	0
11. Aggregate write-ins for invested assets .....	0	0	0	0
12. Subtotals, cash and invested assets (Lines 1 to 11) .....	255,948,546	0	255,948,546	232,931,624
13. Title plants less \$ .....0 charged off (for Title insurers only) .....	0	0	0	0
14. Investment income due and accrued .....	1,686,278	0	1,686,278	1,921,057
15. Premiums and considerations:				
15.1 Uncollected premiums and agents' balances in the course of collection .....	32,235,578	0	32,235,578	21,425,238
15.2 Deferred premiums, agents' balances and installments booked but deferred and not yet due (including \$ .....0 earned but unbilled premiums) .....	0	0	0	0
15.3 Accrued retrospective premiums (\$ .....6,439,409 ) and contracts subject to redetermination (\$ .....0 ) .....	6,439,409	0	6,439,409	3,394,297
16. Reinsurance:				
16.1 Amounts recoverable from reinsurers .....	0	0	0	0
16.2 Funds held by or deposited with reinsured companies .....	0	0	0	0
16.3 Other amounts receivable under reinsurance contracts .....	0	0	0	0
17. Amounts receivable relating to uninsured plans .....	20,605,509	0	20,605,509	21,344,064
18.1 Current federal and foreign income tax recoverable and interest thereon .....	0	0	0	0
18.2 Net deferred tax asset .....	4,202,404	128,555	4,073,849	4,073,849
19. Guaranty funds receivable or on deposit .....	0	0	0	0
20. Electronic data processing equipment and software .....	0	0	0	0
21. Furniture and equipment, including health care delivery assets (\$ .....0 ) .....	0	0	0	0
22. Net adjustment in assets and liabilities due to foreign exchange rates .....	0	0	0	0
23. Receivables from parent, subsidiaries and affiliates .....	0	0	0	3,594
24. Health care (\$ .....7,238,154 ) and other amounts receivable .....	18,763,513	11,525,359	7,238,154	1,548,485
25. Aggregate write-ins for other than invested assets .....	0	0	0	0
26. Total assets excluding Separate Accounts, Segregated Accounts and Protected Cell Accounts (Lines 12 to 25) .....	339,881,237	11,653,914	328,227,323	286,642,208
27. From Separate Accounts, Segregated Accounts and Protected Cell Accounts .....	0	0	0	0
28. Total (Lines 26 and 27)	339,881,237	11,653,914	328,227,323	286,642,208
<b>DETAILS OF WRITE-INS</b>				
1101. ....				
1102. ....				
1103. ....				
1198. Summary of remaining write-ins for Line 11 from overflow page .....	0	0	0	0
1199. Totals (Lines 1101 through 1103 plus 1198)(Line 11 above)	0	0	0	0
2501. ....				
2502. ....				
2503. ....				
2598. Summary of remaining write-ins for Line 25 from overflow page .....	0	0	0	0
2599. Totals (Lines 2501 through 2503 plus 2598)(Line 25 above)	0	0	0	0

**LIABILITIES, CAPITAL AND SURPLUS**

	Current Period			Prior Year
	1 Covered	2 Uncovered	3 Total	4 Total
1. Claims unpaid (less \$ .....0 reinsurance ceded) .....	110,118,187	0	110,118,187	110,928,286
2. Accrued medical incentive pool and bonus amounts .....	0	0	0	0
3. Unpaid claims adjustment expenses .....	1,813,666	0	1,813,666	2,105,799
4. Aggregate health policy reserves, including the liability of \$ .....0 for medical loss ratio rebate per the Public Health Service Act .....	0	0	0	0
5. Aggregate life policy reserves .....	0	0	0	0
6. Property/casualty unearned premium reserve .....	0	0	0	0
7. Aggregate health claim reserves .....	0	0	0	0
8. Premiums received in advance .....	29,076,686	0	29,076,686	0
9. General expenses due or accrued .....	15,329,363	0	15,329,363	6,090,194
10.1 Current federal and foreign income tax payable and interest thereon (including \$ .....0 on realized gains (losses)) .....	6,822,730	0	6,822,730	809,022
10.2 Net deferred tax liability .....	0	0	0	0
11. Ceded reinsurance premiums payable .....	0	0	0	0
12. Amounts withheld or retained for the account of others .....	0	0	0	0
13. Remittances and items not allocated .....	303,254	0	303,254	242,793
14. Borrowed money (including \$ .....0 current) and interest thereon \$ .....0 (including \$ .....0 current) .....	0	0	0	0
15. Amounts due to parent, subsidiaries and affiliates .....	19,834,601	0	19,834,601	31,581,449
16. Derivatives .....	0	0	0	0
17. Payable for securities .....	0	0	0	129,069
18. Payable for securities lending .....	0	0	0	0
19. Funds held under reinsurance treaties (with \$ .....0 authorized reinsurers, \$ .....0 unauthorized reinsurers and \$ .....0 certified reinsurers) .....	0	0	0	0
20. Reinsurance in unauthorized and certified (\$ .....0 ) companies .....	0	0	0	0
21. Net adjustments in assets and liabilities due to foreign exchange rates .....	0	0	0	0
22. Liability for amounts held under uninsured plans .....	0	0	0	0
23. Aggregate write-ins for other liabilities (including \$ .....0 current) .....	514,874	0	514,874	406,064
24. Total liabilities (Lines 1 to 23) .....	183,813,361	0	183,813,361	152,292,676
25. Aggregate write-ins for special surplus funds .....	XXX	XXX	0	7,817,000
26. Common capital stock .....	XXX	XXX	1	1
27. Preferred capital stock .....	XXX	XXX	0	0
28. Gross paid in and contributed surplus .....	XXX	XXX	116,342,215	116,342,215
29. Surplus notes .....	XXX	XXX	0	0
30. Aggregate write-ins for other than special surplus funds .....	XXX	XXX	0	0
31. Unassigned funds (surplus) .....	XXX	XXX	28,071,746	10,190,316
32. Less treasury stock, at cost:				
32.1 .....0 shares common (value included in Line 26 \$ .....0 ) .....	XXX	XXX	0	0
32.2 .....0 shares preferred (value included in Line 27 \$ .....0 ) .....	XXX	XXX	0	0
33. Total capital and surplus (Lines 25 to 31 minus Line 32) .....	XXX	XXX	144,413,962	134,349,532
34. Total liabilities, capital and surplus (Lines 24 and 33) .....	XXX	XXX	328,227,323	286,642,208
<b>DETAILS OF WRITE-INS</b>				
2301. Escheat Payable .....	514,874	0	514,874	406,064
2302. ....				
2303. ....				
2398. Summary of remaining write-ins for Line 23 from overflow page .....	0	0	0	0
2399. Totals (Lines 2301 through 2303 plus 2398)(Line 23 above) .....	514,874	0	514,874	406,064
2501. Estimated Health Insurer Fee .....	XXX	XXX	0	7,817,000
2502. ....	XXX	XXX		
2503. ....	XXX	XXX		
2598. Summary of remaining write-ins for Line 25 from overflow page .....	XXX	XXX	0	0
2599. Totals (Lines 2501 through 2503 plus 2598)(Line 25 above) .....	XXX	XXX	0	7,817,000
3001. ....	XXX	XXX		
3002. ....	XXX	XXX		
3003. ....	XXX	XXX		
3098. Summary of remaining write-ins for Line 30 from overflow page .....	XXX	XXX	0	0
3099. Totals (Lines 3001 through 3003 plus 3098)(Line 30 above) .....	XXX	XXX	0	0

**STATEMENT OF REVENUE AND EXPENSES**

	Current Year To Date		Prior Year To Date	Prior Year Ended December 31
	1 Uncovered	2 Total	3 Total	4 Total
1. Member Months	XXX	68,306	68,112	280,038
2. Net premium income ( including \$ .....0 non-health premium income)	XXX	228,605,831	225,559,611	934,058,534
3. Change in unearned premium reserves and reserve for rate credits	XXX	3,045,112	3,134,618	2,766,387
4. Fee-for-service (net of \$ .....0 medical expenses)	XXX	0	0	0
5. Risk revenue	XXX	0	0	0
6. Aggregate write-ins for other health care related revenues	XXX	0	0	0
7. Aggregate write-ins for other non-health revenues	XXX	0	0	0
8. Total revenues (Lines 2 to 7)	XXX	231,650,943	228,694,229	936,824,921
<b>Hospital and Medical:</b>				
9. Hospital/medical benefits	0	168,239,810	153,549,705	641,859,550
10. Other professional services	0	686,244	855,678	3,415,259
11. Outside referrals	0	0	6,493,774	40,863,745
12. Emergency room and out-of-area	0	2,191,722	3,050,971	14,322,475
13. Prescription drugs	0	11,571,410	10,092,635	36,637,845
14. Aggregate write-ins for other hospital and medical	0	0	0	0
15. Incentive pool, withhold adjustments and bonus amounts	0	0	0	0
16. Subtotal (Lines 9 to 15)	0	182,689,186	174,042,763	737,098,874
<b>Less:</b>				
17. Net reinsurance recoveries	0	0	0	438,177
18. Total hospital and medical (Lines 16 minus 17)	0	182,689,186	174,042,763	736,660,697
19. Non-health claims (net)	0	0	0	0
20. Claims adjustment expenses, including \$ .....5,473,334 cost containment expenses	0	11,122,335	8,493,085	39,345,952
21. General administrative expenses	0	20,674,269	21,549,926	73,136,508
22. Increase in reserves for life and accident and health contracts (including \$ .....0 increase in reserves for life only)	0	0	0	0
23. Total underwriting deductions (Lines 18 through 22)	0	214,485,790	204,085,774	849,143,157
24. Net underwriting gain or (loss) (Lines 8 minus 23)	XXX	17,165,153	24,608,455	87,681,764
25. Net investment income earned	0	1,413,388	1,491,724	5,858,160
26. Net realized capital gains (losses) less capital gains tax of \$ .....(5,288)	0	(160,735)	(61,342)	317,708
27. Net investment gains (losses) (Lines 25 plus 26)	0	1,252,653	1,430,382	6,175,868
28. Net gain or (loss) from agents' or premium balances charged off [(amount recovered \$ .....0 ) (amount charged off \$ .....0 )]	0	0	0	0
29. Aggregate write-ins for other income or expenses	0	0	0	0
30. Net income or (loss) after capital gains tax and before all other federal income taxes (Lines 24 plus 27 plus 28 plus 29)	XXX	18,417,806	26,038,837	93,857,632
31. Federal and foreign income taxes incurred	XXX	6,018,996	9,678,954	28,110,390
32. Net income (loss) (Lines 30 minus 31)	XXX	12,398,810	16,359,883	65,747,242
<b>DETAILS OF WRITE-INS</b>				
0601.	XXX			
0602.	XXX			
0603.	XXX			
0698. Summary of remaining write-ins for Line 6 from overflow page	XXX	0	0	0
0699. Totals (Lines 0601 through 0603 plus 0698)(Line 6 above)	XXX	0	0	0
0701.	XXX			
0702.	XXX			
0703.	XXX			
0798. Summary of remaining write-ins for Line 7 from overflow page	XXX	0	0	0
0799. Totals (Lines 0701 through 0703 plus 0798)(Line 7 above)	XXX	0	0	0
1401.				
1402.				
1403.				
1498. Summary of remaining write-ins for Line 14 from overflow page	0	0	0	0
1499. Totals (Lines 1401 through 1403 plus 1498)(Line 14 above)	0	0	0	0
2901.				
2902.				
2903.				
2998. Summary of remaining write-ins for Line 29 from overflow page	0	0	0	0
2999. Totals (Lines 2901 through 2903 plus 2998)(Line 29 above)	0	0	0	0

**STATEMENT OF REVENUE AND EXPENSES (Continued)**

	1 Current Year to Date	2 Prior Year to Date	3 Prior Year Ended December 31
<b>CAPITAL AND SURPLUS ACCOUNT</b>			
33. Capital and surplus prior reporting year.....	134,349,532	166,184,778	166,184,778
34. Net income or (loss) from Line 32 .....	12,398,810	16,359,883	65,747,242
35. Change in valuation basis of aggregate policy and claim reserves .....	0	0	0
36. Change in net unrealized capital gains (losses) less capital gains tax of \$ ..... 0	0	0	0
37. Change in net unrealized foreign exchange capital gain or (loss) .....	0	0	0
38. Change in net deferred income tax .....	0	0	173,341
39. Change in nonadmitted assets .....	(2,334,380)	(1,741,990)	(7,755,829)
40. Change in unauthorized and certified reinsurance .....	0	0	0
41. Change in treasury stock .....	0	0	0
42. Change in surplus notes .....	0	0	0
43. Cumulative effect of changes in accounting principles.....	0	0	0
44. Capital Changes:			
44.1 Paid in .....	0	0	0
44.2 Transferred from surplus (Stock Dividend).....	0	0	0
44.3 Transferred to surplus.....	0	0	0
45. Surplus adjustments:			
45.1 Paid in .....	0	0	(36,657,784)
45.2 Transferred to capital (Stock Dividend) .....	0	0	0
45.3 Transferred from capital .....	0	0	0
46. Dividends to stockholders .....	0	0	(53,342,216)
47. Aggregate write-ins for gains or (losses) in surplus .....	0	0	0
48. Net change in capital & surplus (Lines 34 to 47) .....	10,064,430	14,617,893	(31,835,246)
49. Capital and surplus end of reporting period (Line 33 plus 48)	144,413,962	180,802,671	134,349,532
<b>DETAILS OF WRITE-INS</b>			
4701. ....			
4702. ....			
4703. ....			
4798. Summary of remaining write-ins for Line 47 from overflow page .....	0	0	0
4799. Totals (Lines 4701 through 4703 plus 4798)(Line 47 above)	0	0	0

## STATEMENT AS OF MARCH 31, 2018 OF THE Aetna Better Health Inc. (an Ohio corporation)

**CASH FLOW**

	1 Current Year To Date	2 Prior Year To Date	3 Prior Year Ended December 31
<b>Cash from Operations</b>			
1. Premiums collected net of reinsurance .....	246,872,177	252,036,161	930,484,008
2. Net investment income .....	2,183,336	1,856,042	8,947,823
3. Miscellaneous income .....	0	(5,798,117)	0
4. Total (Lines 1 to 3) .....	249,055,513	248,094,086	939,431,831
5. Benefit and loss related payments .....	191,541,600	180,004,311	744,975,120
6. Net transfers to Separate Accounts, Segregated Accounts and Protected Cell Accounts .....	0	0	0
7. Commissions, expenses paid and aggregate write-ins for deductions .....	22,111,013	30,185,851	112,785,365
8. Dividends paid to policyholders .....	0	0	0
9. Federal and foreign income taxes paid (recovered) net of \$ .....0 tax on capital gains (losses) .....	0	0	23,638,627
10. Total (Lines 5 through 9) .....	213,652,613	210,190,162	881,399,112
11. Net cash from operations (Line 4 minus Line 10) .....	35,402,900	37,903,924	58,032,719
<b>Cash from Investments</b>			
12. Proceeds from investments sold, matured or repaid:			
12.1 Bonds .....	7,559,596	6,336,377	98,178,778
12.2 Stocks .....	0	0	0
12.3 Mortgage loans .....	189,112	0	0
12.4 Real estate .....	0	0	0
12.5 Other invested assets .....	0	0	0
12.6 Net gains or (losses) on cash, cash equivalents and short-term investments .....	19	(566)	(594)
12.7 Miscellaneous proceeds .....	18,266	0	0
12.8 Total investment proceeds (Lines 12.1 to 12.7) .....	7,766,993	6,335,811	98,178,184
13. Cost of investments acquired (long-term only):			
13.1 Bonds .....	8,900,225	7,467,164	35,800,246
13.2 Stocks .....	0	0	0
13.3 Mortgage loans .....	0	0	7,820,816
13.4 Real estate .....	0	0	0
13.5 Other invested assets .....	0	0	0
13.6 Miscellaneous applications .....	129,069	9,695,854	9,585,051
13.7 Total investments acquired (Lines 13.1 to 13.6) .....	9,029,294	17,163,018	53,206,113
14. Net increase (or decrease) in contract loans and premium notes .....	0	0	0
15. Net cash from investments (Line 12.8 minus Line 13.7 and Line 14) .....	(1,262,301)	(10,827,207)	44,972,071
<b>Cash from Financing and Miscellaneous Sources</b>			
16. Cash provided (applied):			
16.1 Surplus notes, capital notes .....	0	0	0
16.2 Capital and paid in surplus, less treasury stock .....	0	0	(36,657,784)
16.3 Borrowed funds .....	0	0	0
16.4 Net deposits on deposit-type contracts and other insurance liabilities .....	0	0	0
16.5 Dividends to stockholders .....	0	0	53,342,216
16.6 Other cash provided (applied) .....	(11,573,983)	11,834,520	12,980,605
17. Net cash from financing and miscellaneous sources (Line 16.1 through Line 16.4 minus Line 16.5 plus Line 16.6) .....	(11,573,983)	11,834,520	(77,019,395)
<b>RECONCILIATION OF CASH, CASH EQUIVALENTS AND SHORT-TERM INVESTMENTS</b>			
18. Net change in cash, cash equivalents and short-term investments (Line 11, plus Lines 15 and 17) .....	22,566,616	38,911,237	25,985,395
19. Cash, cash equivalents and short-term investments:			
19.1 Beginning of year .....	37,867,872	11,882,477	11,882,477
19.2 End of period (Line 18 plus Line 19.1) .....	60,434,488	50,793,714	37,867,872

Note: Supplemental disclosures of cash flow information for non-cash transactions:

20.0001. Bond Exchanges .....	0	0	564,219
-------------------------------	---	---	---------

STATEMENT AS OF MARCH 31, 2018 OF THE Aetna Better Health Inc. (an Ohio corporation)

**EXHIBIT OF PREMIUMS, ENROLLMENT AND UTILIZATION**

	1 Total	Comprehensive (Hospital & Medical)		4 Medicare Supplement	5 Vision Only	6 Dental Only	7 Federal Employees Health Benefit Plan	8 Title XVIII Medicare	9 Title XIX Medicaid	10 Other
		2 Individual	3 Group							
<b>Total Members at end of:</b>										
1. Prior Year .....	23,713	0	0	0	0	0	0	15,642	8,071	0
2. First Quarter .....	23,257	0	0	0	0	0	0	15,645	7,612	0
3. Second Quarter .....	0	0	0	0	0	0	0	0	0	0
4. Third Quarter .....	0	0	0	0	0	0	0	0	0	0
5. Current Year	0	0	0	0	0	0	0	0	0	0
6. Current Year Member Months	68,306	0	0	0	0	0	0	46,655	21,651	0
<b>Total Member Ambulatory Encounters for Period:</b>										
7. Physician .....	144,867	0	0	0	0	0	0	57,873	86,994	0
8. Non-Physician .....	526,109	0	0	0	0	0	0	52,324	473,785	0
9. Total	670,976	0	0	0	0	0	0	110,197	560,779	0
10. Hospital Patient Days Incurred	8,611	0	0	0	0	0	0	4,569	4,042	0
11. Number of Inpatient Admissions	2,125	0	0	0	0	0	0	1,070	1,055	0
12. Health Premiums Written (a) .....	228,671,633	0	0	0	0	0	0	83,865,217	144,806,416	0
13. Life Premiums Direct .....	0	0	0	0	0	0	0	0	0	0
14. Property/Casualty Premiums Written .....	0	0	0	0	0	0	0	0	0	0
15. Health Premiums Earned .....	231,716,745	0	0	0	0	0	0	86,910,329	144,806,416	0
16. Property/Casualty Premiums Earned .....	0	0	0	0	0	0	0	0	0	0
17. Amount Paid for Provision of Health Care Services.....	191,141,600	0	0	0	0	0	0	67,823,790	123,317,810	0
18. Amount Incurred for Provision of Health Care Services	182,689,186	0	0	0	0	0	0	67,935,162	114,754,024	0

(a) For health premiums written: amount of Medicare Title XVIII exempt from state taxes or fees \$ .....83,865,217



## UNDERWRITING AND INVESTMENT EXHIBIT

### ANALYSIS OF CLAIMS UNPAID - PRIOR YEAR - NET OF REINSURANCE

Line of Business	Claims Paid Year to Date		Liability End of Current Quarter		5 Claims Incurred in Prior Years (Columns 1 + 3)	6 Estimated Claim Reserve and Claim Liability December 31 of Prior Year
	1 On Claims Incurred Prior to January 1 of Current Year	2 On Claims Incurred During the Year	3 On Claims Unpaid Dec. 31 of Prior Year	4 On Claims Incurred During the Year		
1. Comprehensive (hospital and medical) .....	0	0	0	0	0	0
2. Medicare Supplement .....	0	0	0	0	0	0
3. Dental Only .....	0	0	0	0	0	0
4. Vision Only .....	0	0	0	0	0	0
5. Federal Employees Health Benefits Plan .....	0	0	0	0	0	0
6. Title XVIII - Medicare .....	31,942,356	35,881,434	14,886,148	42,293,832	46,828,504	57,068,608
7. Title XIX - Medicaid .....	47,131,634	76,586,176	3,858,930	49,079,277	50,990,564	53,859,678
8. Other health .....	0	0	0	0	0	0
9. Health subtotal (Lines 1 to 8) .....	79,073,990	112,467,610	18,745,078	91,373,109	97,819,068	110,928,286
10. Healthcare receivables (a) .....	0	18,763,513	0	0	0	10,721,198
11. Other non-health .....	0	0	0	0	0	0
12. Medical incentive pools and bonus amounts .....	0	0	0	0	0	0
13. Totals (Lines 9-10+11+12)	79,073,990	93,704,097	18,745,078	91,373,109	97,819,068	100,207,088

(a) Excludes \$ .....0 loans or advances to providers not yet expensed.

## NOTES TO FINANCIAL STATEMENTS

### 1. Summary of significant accounting policies and going concern

#### A. Accounting practices

The accompanying statutory financial statements of Aetna Better Health Inc. (an Ohio corporation) (the "Company"), a wholly-owned subsidiary of Aetna Health Holdings, LLC, whose ultimate parent is Aetna Inc. ("Aetna"), have been prepared in conformity with accounting practices prescribed or permitted by the Ohio Department of Insurance ("Ohio Department") ("Ohio Accounting Practices"). The Ohio Department recognizes only statutory accounting practices prescribed or permitted by the State of Ohio for determining and reporting the financial condition and results of operations of an insurance company, which include accounting practices and procedures adopted by the National Association of Insurance Commissioners' ("NAIC") *Accounting Practices and Procedures Manual* ("NAIC SAP").

The Ohio Accounting Practices vary from U.S. generally accepted accounting principles ("GAAP"). The primary differences include the following:

A reconciliation of the Company's net income and surplus between NAIC SAP and practices prescribed and permitted by the State of Ohio for the periods ended March 31, 2018 and December 31, 2017 is as follows:

	SSAP #	F/S Page	F/S Line #	March 31, 2018	December 31, 2017
Net income					
(1) The Company's state basis	XXX	XXX	XXX	\$12,398,810	\$65,747,242
(2) State prescribed practice that are an increase/ (decrease) from NAIC SAP	N/A	N/A	N/A	-	-
(3) State permitted practice that are an increase/ (decrease) from NAIC SAP	N/A	N/A	N/A	-	-
(4) NAIC SAP				<u>\$12,398,810</u>	<u>\$65,747,242</u>
Surplus					
(5) The Company's state basis	XXX	XXX	XXX	\$144,413,962	\$134,349,532
(6) State prescribed practice that are an increase/ (decrease) from NAIC SAP	N/A	N/A	N/A	-	-
(7) State permitted practice that are an increase/ (decrease) from NAIC SAP	N/A	N/A	N/A	-	-
(8) NAIC SAP				<u>\$144,413,962</u>	<u>\$134,349,532</u>

#### B. Use of estimates in the preparation of the financial statements

The preparation of these financial statements in conformity with Ohio Accounting Practices requires management to make estimates and assumptions that affect the reported amounts of assets and liabilities and revenues and expenses. Actual results could differ from those estimates.

#### C. Accounting policies

1 through 5 - No significant change.

##### (6) Securities lending

The Company engages in securities lending by lending certain securities from its investment portfolio to other institutions for short periods of time. Borrowers must post cash collateral in the amount of 102% to 105% of the fair value of a loaned security. The fair value of the loaned securities is monitored on a daily basis, with additional collateral obtained or refunded as the fair value of the loaned securities fluctuates. The collateral is retained and invested by a lending agent according to the Company's guidelines to generate additional investment income for the Company. Pursuant to Statements of Statutory Accounting Principles ("SSAP") No. 103R - *Transfers and Servicing of Financial Assets and Extinguishments of Liabilities* ("SSAP No. 103R"), collateral required under the Company's securities lending program is carried on the Company's Statutory Statements of Assets and Liabilities, Capital and Surplus as both a receivable and payable. Also pursuant to SSAP No. 103R, if the collateral received from a counterparty is less than 100 percent at the reporting date, the difference between the actual collateral and 100 percent is nonadmitted. Collateral value is measured and compared to the loaned securities in aggregate by counterparty. The Company did not have any loaned securities at March 31, 2018.

7 through 13 - No significant change.

# GENERAL INTERROGATORIES

## PART 1 - COMMON INTERROGATORIES

### GENERAL

- 1.1 Did the reporting entity experience any material transactions requiring the filing of Disclosure of Material Transactions with the State of Domicile, as required by the Model Act? ..... Yes [ ] No [ X ]
- 1.2 If yes, has the report been filed with the domiciliary state? ..... Yes [ ] No [ ]
- 2.1 Has any change been made during the year of this statement in the charter, by-laws, articles of incorporation, or deed of settlement of the reporting entity? ..... Yes [ ] No [ X ]
- 2.2 If yes, date of change: .....
- 3.1 Is the reporting entity a member of an Insurance Holding Company System consisting of two or more affiliated persons, one or more of which is an insurer? ..... Yes [ X ] No [ ]  
If yes, complete Schedule Y, Parts 1 and 1A.
- 3.2 Have there been any substantial changes in the organizational chart since the prior quarter end? ..... Yes [ X ] No [ ]
- 3.3 If the response to 3.2 is yes, provide a brief description of those changes.  
On January 1, 2018, Strategic Resource Company merged into Aetna Life Insurance Company. On January 9, 2018, Healthagen International Limited (England) was dissolved. On January 19, 2018, Bupa Health Insurance (Thailand) Public Company Limited changed its name to Aetna Health Insurance (Thailand) Public Company Limited. On January 30, 2018, Aetna Multi-Strategy 1099 Fund was converted to a limited liability company and changed its name to Aetna Multi-Strategy 1099 Fund, LLC. On February 27, 2018, Aetna Services (Thailand) Limited was formed. On March 1, 2018, Aetna Global Holdings Limited acquired Canadian Insurance Company Ltd, a Hong Kong insurance company. On March 6, 2018, Virtual Home Healthcare LLC a Dubai company was incorporated. On March 6, 2018, Corporate Benefit Strategies, Inc. was merged into bswift LLC.
- 3.4 Is the reporting entity publicly traded or a member of a publicly traded group? ..... Yes [ X ] No [ ]
- 3.5 If the response to 3.4 is yes, provide the CIK (Central Index Key) code issued by the SEC for the entity/group. .... 0001122304
- 4.1 Has the reporting entity been a party to a merger or consolidation during the period covered by this statement? ..... Yes [ ] No [ X ]
- 4.2 If yes, provide the name of the entity, NAIC Company Code, and state of domicile (use two letter state abbreviation) for any entity that has ceased to exist as a result of the merger or consolidation.

1 Name of Entity	2 NAIC Company Code	3 State of Domicile

5. If the reporting entity is subject to a management agreement, including third-party administrator(s), managing general agent(s), attorney-in-fact, or similar agreement, have there been any significant changes regarding the terms of the agreement or principals involved? ..... Yes [ ] No [ X ] N/A [ ]  
If yes, attach an explanation.
- 6.1 State as of what date the latest financial examination of the reporting entity was made or is being made. .... 12/31/2015
- 6.2 State the as of date that the latest financial examination report became available from either the state of domicile or the reporting entity. This date should be the date of the examined balance sheet and not the date the report was completed or released. .... 12/31/2015
- 6.3 State as of what date the latest financial examination report became available to other states or the public from either the state of domicile or the reporting entity. This is the release date or completion date of the examination report and not the date of the examination (balance sheet date). .... 06/16/2017
- 6.4 By what department or departments?  
Ohio Department of Insurance
- 6.5 Have all financial statement adjustments within the latest financial examination report been accounted for in a subsequent financial statement filed with Departments? ..... Yes [ ] No [ ] N/A [ X ]
- 6.6 Have all of the recommendations within the latest financial examination report been complied with? ..... Yes [ ] No [ ] N/A [ X ]
- 7.1 Has this reporting entity had any Certificates of Authority, licenses or registrations (including corporate registration, if applicable) suspended or revoked by any governmental entity during the reporting period? ..... Yes [ ] No [ X ]
- 7.2 If yes, give full information:
- 8.1 Is the company a subsidiary of a bank holding company regulated by the Federal Reserve Board? ..... Yes [ ] No [ X ]
- 8.2 If response to 8.1 is yes, please identify the name of the bank holding company.
- 8.3 Is the company affiliated with one or more banks, thrifts or securities firms? ..... Yes [ ] No [ X ]
- 8.4 If response to 8.3 is yes, please provide below the names and location (city and state of the main office) of any affiliates regulated by a federal regulatory services agency [i.e. the Federal Reserve Board (FRB), the Office of the Comptroller of the Currency (OCC), the Federal Deposit Insurance Corporation (FDIC) and the Securities Exchange Commission (SEC)] and identify the affiliate's primary federal regulator.

1 Affiliate Name	2 Location (City, State)	3 FRB	4 OCC	5 FDIC	6 SEC

## GENERAL INTERROGATORIES

- 9.1 Are the senior officers (principal executive officer, principal financial officer, principal accounting officer or controller, or persons performing similar functions) of the reporting entity subject to a code of ethics, which includes the following standards? ..... Yes [  ] No [  ]
- (a) Honest and ethical conduct, including the ethical handling of actual or apparent conflicts of interest between personal and professional relationships;
- (b) Full, fair, accurate, timely and understandable disclosure in the periodic reports required to be filed by the reporting entity;
- (c) Compliance with applicable governmental laws, rules and regulations;
- (d) The prompt internal reporting of violations to an appropriate person or persons identified in the code; and
- (e) Accountability for adherence to the code.
- 9.11 If the response to 9.1 is No, please explain:
- 9.2 Has the code of ethics for senior managers been amended? ..... Yes [  ] No [  ]
- 9.21 If the response to 9.2 is Yes, provide information related to amendment(s).
- 9.3 Have any provisions of the code of ethics been waived for any of the specified officers? ..... Yes [  ] No [  ]
- 9.31 If the response to 9.3 is Yes, provide the nature of any waiver(s).

### FINANCIAL

- 10.1 Does the reporting entity report any amounts due from parent, subsidiaries or affiliates on Page 2 of this statement? ..... Yes [  ] No [  ]
- 10.2 If yes, indicate any amounts receivable from parent included in the Page 2 amount: ..... \$ .....0

### INVESTMENT

- 11.1 Were any of the stocks, bonds, or other assets of the reporting entity loaned, placed under option agreement, or otherwise made available for use by another person? (Exclude securities under securities lending agreements.) ..... Yes [  ] No [  ]
- 11.2 If yes, give full and complete information relating thereto:
12. Amount of real estate and mortgages held in other invested assets in Schedule BA: ..... \$ .....0
13. Amount of real estate and mortgages held in short-term investments: ..... \$ .....0
- 14.1 Does the reporting entity have any investments in parent, subsidiaries and affiliates? ..... Yes [  ] No [  ]
- 14.2 If yes, please complete the following:
- |   | 1<br>Prior Year-End<br>Book/Adjusted<br>Carrying Value | 2<br>Current Quarter<br>Book/Adjusted<br>Carrying Value |
|---|--|---|
| 14.21 Bonds .....   | \$ .....0  | \$ .....0   |
| 14.22 Preferred Stock .....   | \$ .....0  | \$ .....0   |
| 14.23 Common Stock .....  | \$ .....0  | \$ .....0   |
| 14.24 Short-Term Investments .....  | \$ .....0  | \$ .....0   |
| 14.25 Mortgage Loans on Real Estate .....   | \$ .....0  | \$ .....0   |
| 14.26 All Other .....   | \$ .....0  | \$ .....0   |
| 14.27 Total Investment in Parent, Subsidiaries and Affiliates (Subtotal Lines 14.21 to 14.26) ..... | \$ .....0  | \$ .....0   |
| 14.28 Total Investment in Parent included in Lines 14.21 to 14.26 above .....                       | \$ .....0  | \$ .....0   |
- 15.1 Has the reporting entity entered into any hedging transactions reported on Schedule DB? ..... Yes [  ] No [  ]
- 15.2 If yes, has a comprehensive description of the hedging program been made available to the domiciliary state? ..... Yes [  ] No [  ]
- If no, attach a description with this statement.

**GENERAL INTERROGATORIES**

16. For the reporting entity's security lending program, state the amount of the following as of the current statement date:
- 16.1 Total fair value of reinvested collateral assets reported on Schedule DL, Parts 1 and 2 .....\$ .....0
  - 16.2 Total book adjusted/carrying value of reinvested collateral assets reported on Schedule DL, Parts 1 and 2 .....\$ .....0
  - 16.3 Total payable for securities lending reported on the liability page .....\$ .....0

17. Excluding items in Schedule E - Part 3 - Special Deposits, real estate, mortgage loans and investments held physically in the reporting entity's offices, vaults or safety deposit boxes, were all stocks, bonds and other securities, owned throughout the current year held pursuant to a custodial agreement with a qualified bank or trust company in accordance with Section 1, III - General Examination Considerations, F. Outsourcing of Critical Functions, Custodial or Safekeeping Agreements of the NAIC Financial Condition Examiners Handbook? ..... Yes [ X ] No [ ]
- 17.1 For all agreements that comply with the requirements of the NAIC Financial Condition Examiners Handbook, complete the following:

1 Name of Custodian(s)	2 Custodian Address
State Street Bank and Trust Company .....	State Street Financial Center; One Lincoln Street; Boston, MA 02111-2900 .....

- 17.2 For all agreements that do not comply with the requirements of the NAIC Financial Condition Examiners Handbook, provide the name, location and a complete explanation:

1 Name(s)	2 Location(s)	3 Complete Explanation(s)
All agreements comply. ....	.....	.....

- 17.3 Have there been any changes, including name changes, in the custodian(s) identified in 17.1 during the current quarter? ..... Yes [ ] No [ X ]
- 17.4 If yes, give full information relating thereto:

1 Old Custodian	2 New Custodian	3 Date of Change	4 Reason
.....	.....	.....	.....

- 17.5 Investment management – Identify all investment advisors, investment managers, broker/dealers, including individuals that have the authority to make investment decisions on behalf of the reporting entity. For assets that are managed internally by employees of the reporting entity, note as such. ["...that have access to the investment accounts"; "...handle securities"]

1 Name of Firm or Individual	2 Affiliation
Kevin J. Casey as Sr. Investment Officer .....	A.....

- 17.5097 For those firms/individuals listed in the table for Question 17.5, do any firms/individuals unaffiliated with the reporting entity (i.e. designated with a "U") manage more than 10% of the reporting entity's assets?..... Yes [ ] No [ X ]
- 17.5098 For firms/individuals unaffiliated with the reporting entity (i.e. designated with a "U") listed in the table for Question 17.5, does the total assets under management aggregate to more than 50% of the reporting entity's assets?..... Yes [ ] No [ X ]

- 17.6 For those firms or individuals listed in the table for 17.5 with an affiliation code of "A" (affiliated) or "U" (unaffiliated), provide the information for the table below.

1 Central Registration Depository Number	2 Name of Firm or Individual	3 Legal Entity Identifier (LEI)	4 Registered With	5 Investment Management Agreement (IMA) Filed
N/A .....	Kevin J. Casey .....	N/A .....	Not registered .....	NO.....

- 18.1 Have all the filing requirements of the Purposes and Procedures Manual of the NAIC Investment Analysis Office been followed? ..... Yes [ X ] No [ ]
- 18.2 If no, list exceptions:

19. By self-designating 5\*GI securities, the reporting entity is certifying the following elements for each self-designated 5\*GI security:
- a. Documentation necessary to permit a full credit analysis of the security does not exist.
  - b. Issuer or obligor is current on all contracted interest and principal payments.
  - c. The insurer has an actual expectation of ultimate payment of all contracted interest and principal.
- Has the reporting entity self-designated 5\*GI securities? ..... Yes [ ] No [ X ]

# GENERAL INTERROGATORIES

## PART 2 - HEALTH

1. Operating Percentages:
- 1.1 A&H loss percent .....81.0 %
  - 1.2 A&H cost containment percent .....2.4 %
  - 1.3 A&H expense percent excluding cost containment expenses .....11.4 %
- 2.1 Do you act as a custodian for health savings accounts? ..... Yes [ ] No [ X ]
- 2.2 If yes, please provide the amount of custodial funds held as of the reporting date .....\$.....0
- 2.3 Do you act as an administrator for health savings accounts? ..... Yes [ ] No [ X ]
- 2.4 If yes, please provide the balance of the funds administered as of the reporting date .....\$.....0
3. Is the reporting entity licensed or chartered, registered, qualified, eligible or writing business in at least two states? ..... Yes [ ] No [ X ]
- 3.1 If no, does the reporting entity assume reinsurance business that covers risks residing in at least one state other than the state of domicile of the reporting entity? ..... Yes [ ] No [ X ]

**SCHEDULE S - CEDED REINSURANCE**

Showing All New Reinsurance Treaties - Current Year to Date

1 NAIC Company Code	2 ID Number	3 Effective Date	4 Name of Reinsurer	5 Domiciliary Jurisdiction	6 Type of Reinsurance Ceded	7 Type of Reinsurer	8 Certified Reinsurer Rating (1 through 6)	9 Effective Date of Certified Reinsurer Rating
<b>NONE</b>								

**SCHEDULE T - PREMIUMS AND OTHER CONSIDERATIONS**

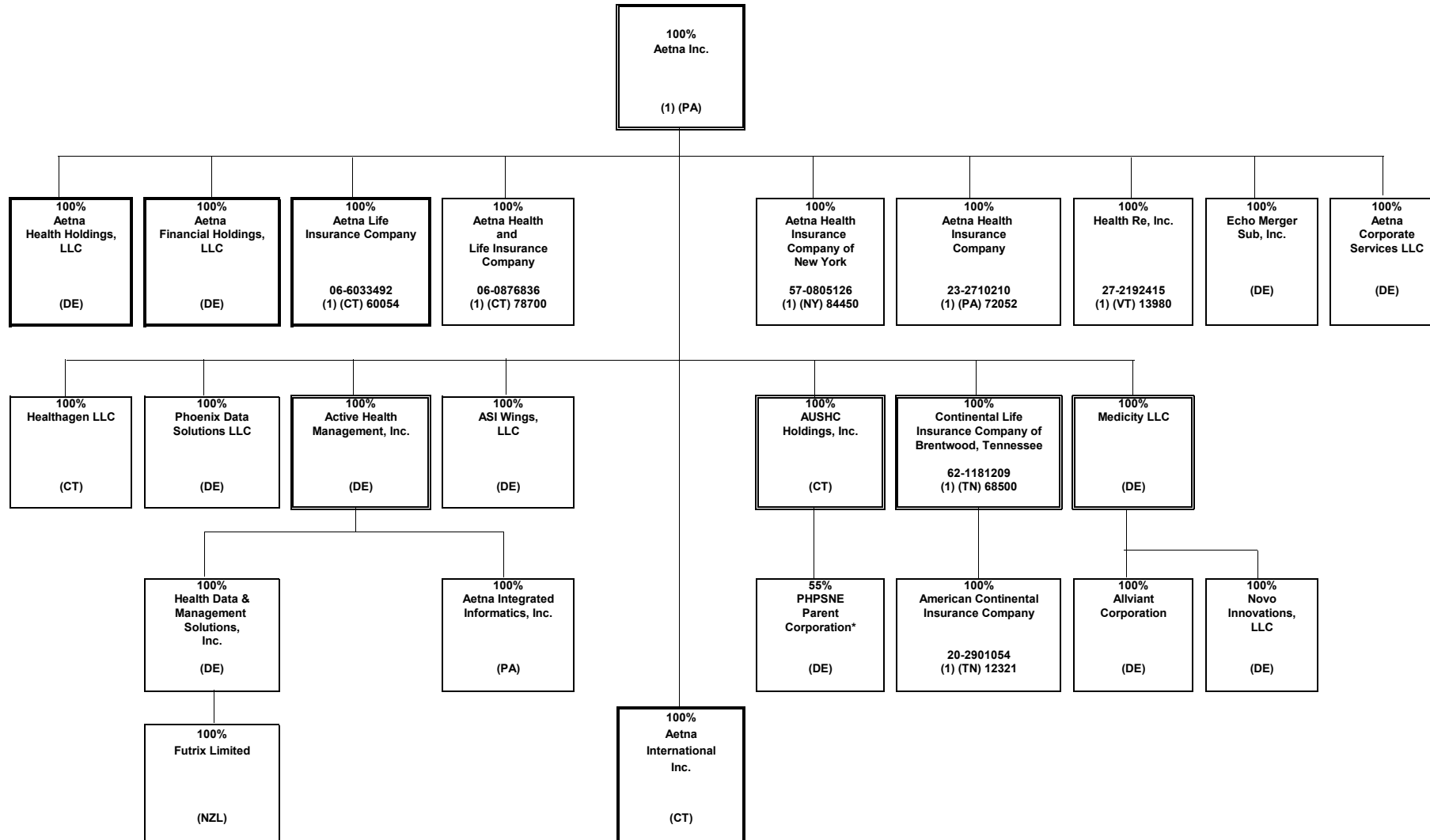
Current Year to Date - Allocated by States and Territories

States, etc.	1 Active Status (a)	Direct Business Only							9 Deposit-Type Contracts
		2 Accident and Health Premiums	3 Medicare Title XVIII	4 Medicaid Title XIX	5 Federal Employees Health Benefits Program Premiums	6 Life and Annuity Premiums & Other Considerations	7 Property/Casualty Premiums	8 Total Columns 2 Through 7	
1. Alabama AL	N	0	0	0	0	0	0	0	0
2. Alaska AK	N	0	0	0	0	0	0	0	0
3. Arizona AZ	N	0	0	0	0	0	0	0	0
4. Arkansas AR	N	0	0	0	0	0	0	0	0
5. California CA	N	0	0	0	0	0	0	0	0
6. Colorado CO	N	0	0	0	0	0	0	0	0
7. Connecticut CT	N	0	0	0	0	0	0	0	0
8. Delaware DE	N	0	0	0	0	0	0	0	0
9. District of Columbia DC	N	0	0	0	0	0	0	0	0
10. Florida FL	N	0	0	0	0	0	0	0	0
11. Georgia GA	N	0	0	0	0	0	0	0	0
12. Hawaii HI	N	0	0	0	0	0	0	0	0
13. Idaho ID	N	0	0	0	0	0	0	0	0
14. Illinois IL	N	0	0	0	0	0	0	0	0
15. Indiana IN	N	0	0	0	0	0	0	0	0
16. Iowa IA	N	0	0	0	0	0	0	0	0
17. Kansas KS	N	0	0	0	0	0	0	0	0
18. Kentucky KY	N	0	0	0	0	0	0	0	0
19. Louisiana LA	N	0	0	0	0	0	0	0	0
20. Maine ME	N	0	0	0	0	0	0	0	0
21. Maryland MD	N	0	0	0	0	0	0	0	0
22. Massachusetts MA	N	0	0	0	0	0	0	0	0
23. Michigan MI	N	0	0	0	0	0	0	0	0
24. Minnesota MN	N	0	0	0	0	0	0	0	0
25. Mississippi MS	N	0	0	0	0	0	0	0	0
26. Missouri MO	N	0	0	0	0	0	0	0	0
27. Montana MT	N	0	0	0	0	0	0	0	0
28. Nebraska NE	N	0	0	0	0	0	0	0	0
29. Nevada NV	N	0	0	0	0	0	0	0	0
30. New Hampshire NH	N	0	0	0	0	0	0	0	0
31. New Jersey NJ	N	0	0	0	0	0	0	0	0
32. New Mexico NM	N	0	0	0	0	0	0	0	0
33. New York NY	N	0	0	0	0	0	0	0	0
34. North Carolina NC	N	0	0	0	0	0	0	0	0
35. North Dakota ND	N	0	0	0	0	0	0	0	0
36. Ohio OH	L	0	83,865,217	144,806,416	0	0	228,671,633	0	0
37. Oklahoma OK	N	0	0	0	0	0	0	0	0
38. Oregon OR	N	0	0	0	0	0	0	0	0
39. Pennsylvania PA	N	0	0	0	0	0	0	0	0
40. Rhode Island RI	N	0	0	0	0	0	0	0	0
41. South Carolina SC	N	0	0	0	0	0	0	0	0
42. South Dakota SD	N	0	0	0	0	0	0	0	0
43. Tennessee TN	N	0	0	0	0	0	0	0	0
44. Texas TX	N	0	0	0	0	0	0	0	0
45. Utah UT	N	0	0	0	0	0	0	0	0
46. Vermont VT	N	0	0	0	0	0	0	0	0
47. Virginia VA	N	0	0	0	0	0	0	0	0
48. Washington WA	N	0	0	0	0	0	0	0	0
49. West Virginia WV	N	0	0	0	0	0	0	0	0
50. Wisconsin WI	N	0	0	0	0	0	0	0	0
51. Wyoming WY	N	0	0	0	0	0	0	0	0
52. American Samoa AS	N	0	0	0	0	0	0	0	0
53. Guam GU	N	0	0	0	0	0	0	0	0
54. Puerto Rico PR	N	0	0	0	0	0	0	0	0
55. U.S. Virgin Islands VI	N	0	0	0	0	0	0	0	0
56. Northern Mariana Islands MP	N	0	0	0	0	0	0	0	0
57. Canada CAN	N	0	0	0	0	0	0	0	0
58. Aggregate Other Aliens OT	XXX	0	0	0	0	0	0	0	0
59. Subtotal	XXX	0	83,865,217	144,806,416	0	0	228,671,633	0	0
60. Reporting Entity Contributions for Employee Benefit Plans	XXX	0	0	0	0	0	0	0	0
61. Totals (Direct Business)	XXX	0	83,865,217	144,806,416	0	0	228,671,633	0	0
DETAILS OF WRITE-INS									
58001.	XXX								
58002.	XXX								
58003.	XXX								
58998. Summary of remaining write-ins for Line 58 from overflow page	XXX	0	0	0	0	0	0	0	0
58999. Totals (Lines 58001 through 58003 plus 58998)(Line 58 above)	XXX	0	0	0	0	0	0	0	0

(a) Active Status Counts:  
 L - Licensed or Chartered - Licensed Insurance carrier or domiciled RRG.....1 R - Registered - Non-domiciled RRGs.....0  
 E - Eligible - Reporting entities eligible or approved to write surplus lines in the state.....0 Q - Qualified - Qualified or accredited reinsurer.....0  
 N - None of the above - Not allowed to write business in the state.....56

STATEMENT AS OF MARCH 31, 2018 OF THE Aetna Better Health Inc. (an Ohio corporation)  
**SCHEDULE Y - INFORMATION CONCERNING ACTIVITIES OF INSURANCE MEMBERS OF A HOLDING COMPANY GROUP**

**PART 1 - ORGANIZATIONAL CHART**



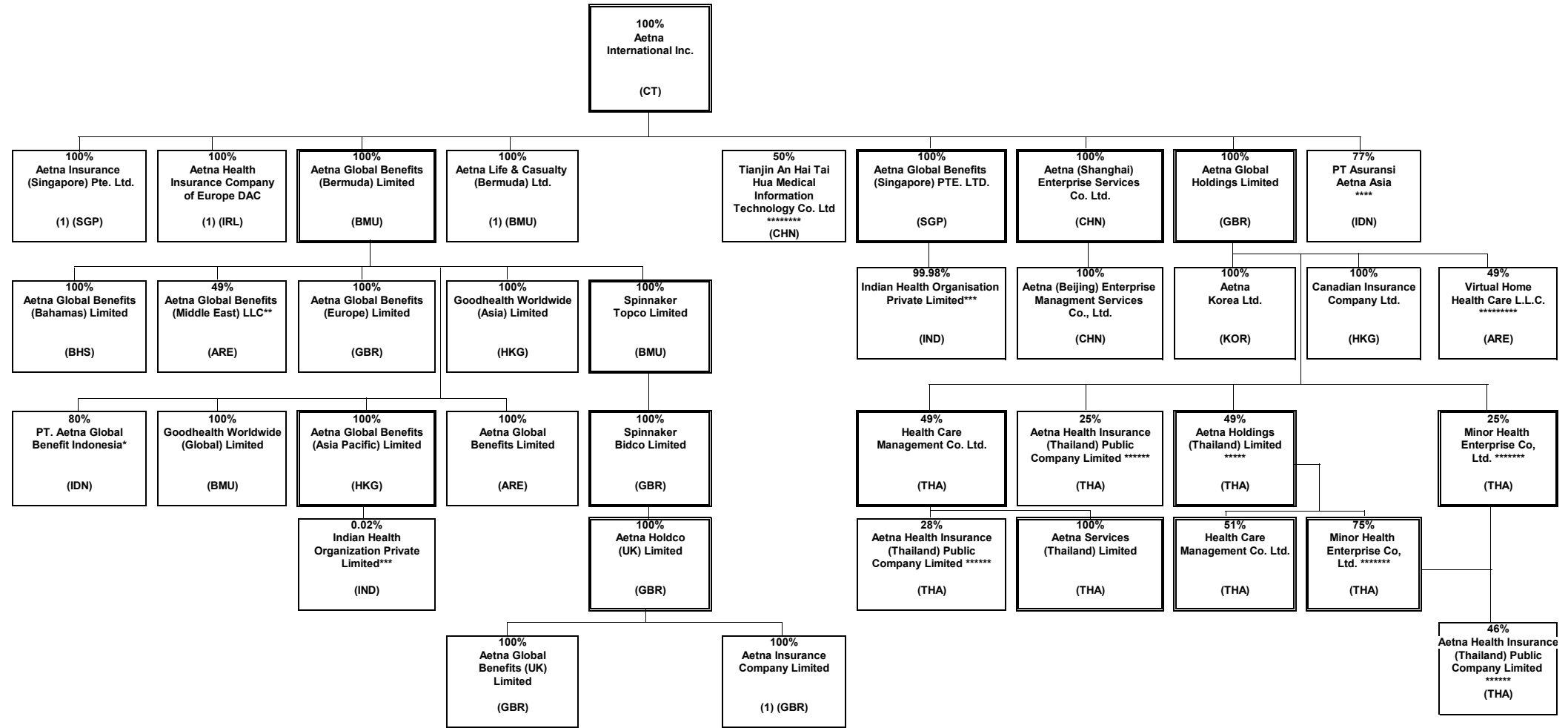
(1) Insurers/HMO's  
 Percentages are rounded to the nearest whole percent and based on ownership of voting rights.  
 Double borders indicate entity has subsidiaries shown on the same page.  
 Bold borders indicate entity has subsidiaries shown on a separate page.

\*55% is owned by AUSHC Holdings, Inc. and 45% is owned by third parties.

STATEMENT AS OF MARCH 31, 2018 OF THE Aetna Better Health Inc. (an Ohio corporation)

SCHEDULE Y - INFORMATION CONCERNING ACTIVITIES OF INSURANCE MEMBERS OF A HOLDING COMPANY GROUP

PART 1 - ORGANIZATIONAL CHART



\*Aetna Global Benefits Indonesia is 80% owned by Aetna Global Benefits (Bermuda) Limited and 20% is owned by Suhatsyah Rivai, Aetna's Nominee.

\*\*Aetna Global Benefits (Middle East) LLC is 49% owned by Aetna Global Benefits (Bermuda) Limited and 51% is owned by Euro Gulf LLC, Aetna's Nominee.

\*\*\*Indian Health Organisation Private Limited is 0.019857% owned by Aetna Global Benefits (Asia Pacific) and 99.980143% owned by Aetna Global Benefits (Singapore) PTE. LTD.

\*\*\*\*PT Asuransi Aetna Asia is 77% owned by Aetna International Inc. and 23% owned by PT Asuransi Central Asia.

\*\*\*\*\*Aetna Holdings (Thailand) Limited is 51% owned by Mr. Paiboon Sutantivorakoon

\*\*\*\*\*Aetna Health Insurance (Thailand) Public Company Limited is 46% owned by Minor Health Enterprise Co., Ltd.; 25% owned by Aetna Global Holdings Limited; and 28% owned by Health Care Management Co. Ltd.

and total 1% owned by Aetna Global Benefits (Bermuda) Limited (1 Share); Mr. Sansanapongpherchar (1 Share); Mr. Jitphasong Itsaraphakded (1 Share); Mrs. Suphee Wattana (1 Share); and Mr. Buncha Tamphragom (1 Share)

\*\*\*\*\*Minor Health Enterprise Co., Ltd is 1 share owned by Aetna Global Benefits (Bermuda) Ltd

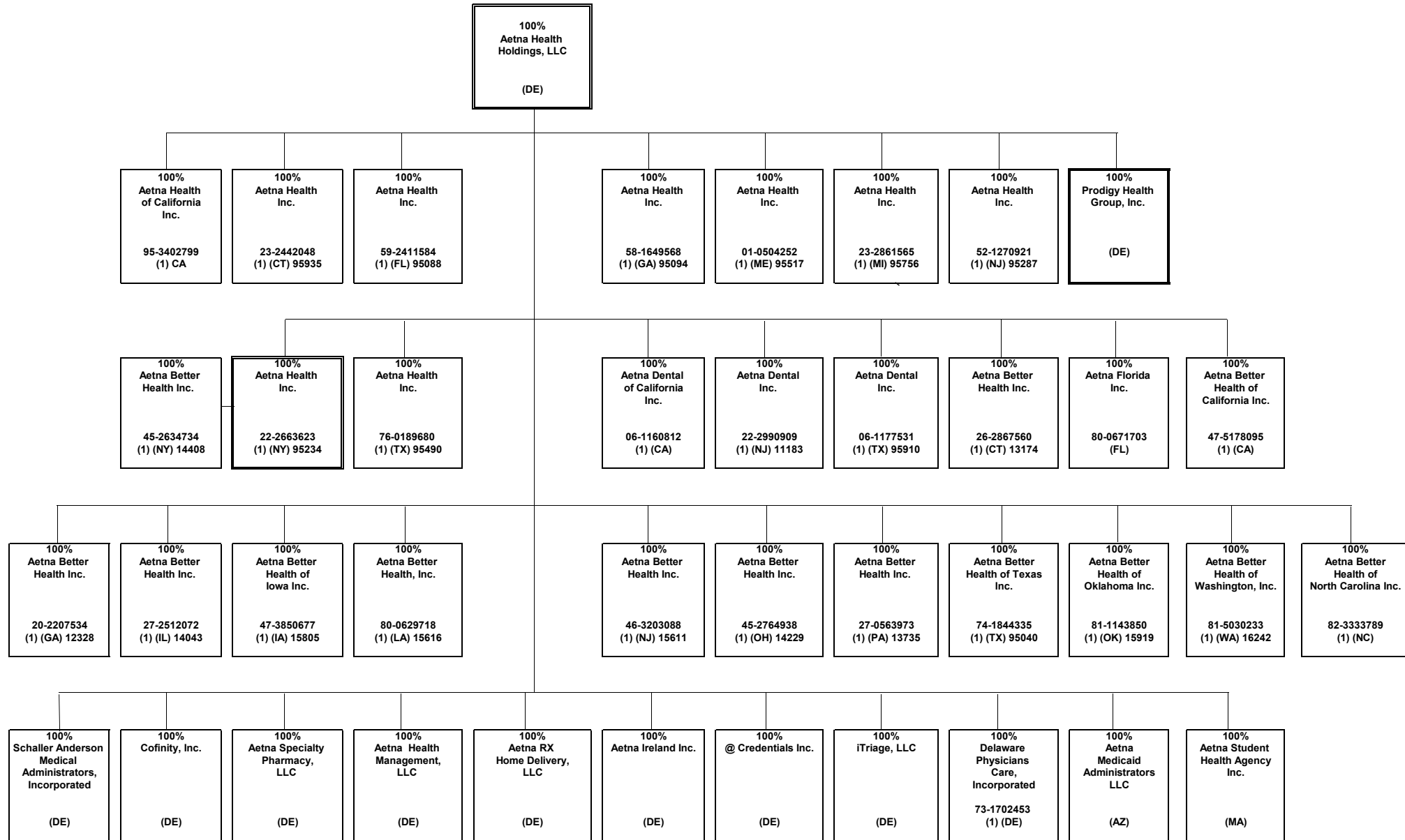
\*\*\*\*\*Tianjin An Hai Tai Hua Medical Information Technology Co., Ltd is 50% owned by Tianjin Hai Tai Group Co., Ltd

\*\*\*\*\*Virtual Home Health Care L.L.C. is also 51% owned by CBD Commercial Brokers LLC

STATEMENT AS OF MARCH 31, 2018 OF THE Aetna Better Health Inc. (an Ohio corporation)

SCHEDULE Y - INFORMATION CONCERNING ACTIVITIES OF INSURANCE MEMBERS OF A HOLDING COMPANY GROUP

PART 1 - ORGANIZATIONAL CHART

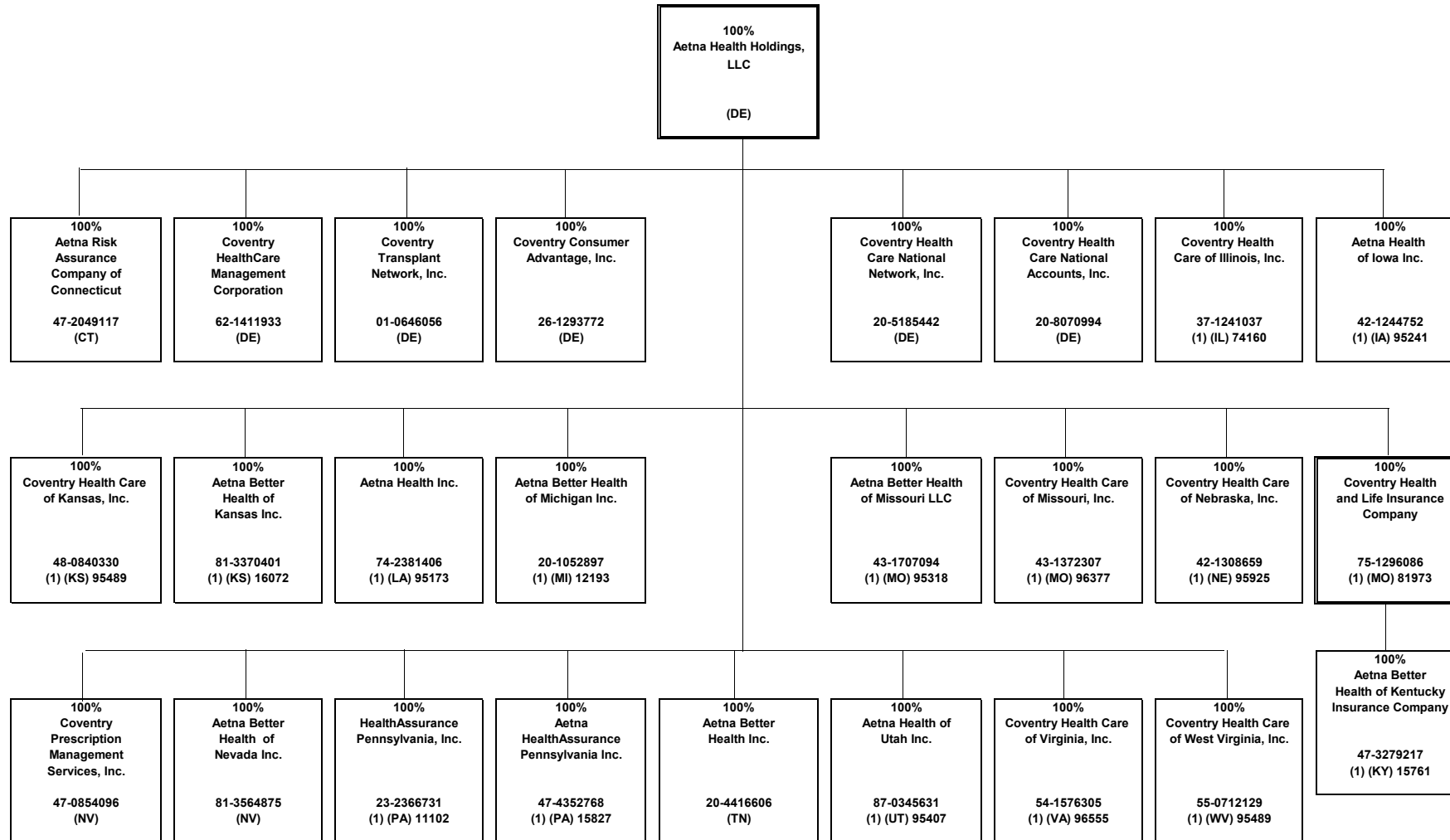


15.2

STATEMENT AS OF MARCH 31, 2018 OF THE Aetna Better Health Inc. (an Ohio corporation)

SCHEDULE Y - INFORMATION CONCERNING ACTIVITIES OF INSURANCE MEMBERS OF A HOLDING COMPANY GROUP

PART 1 - ORGANIZATIONAL CHART

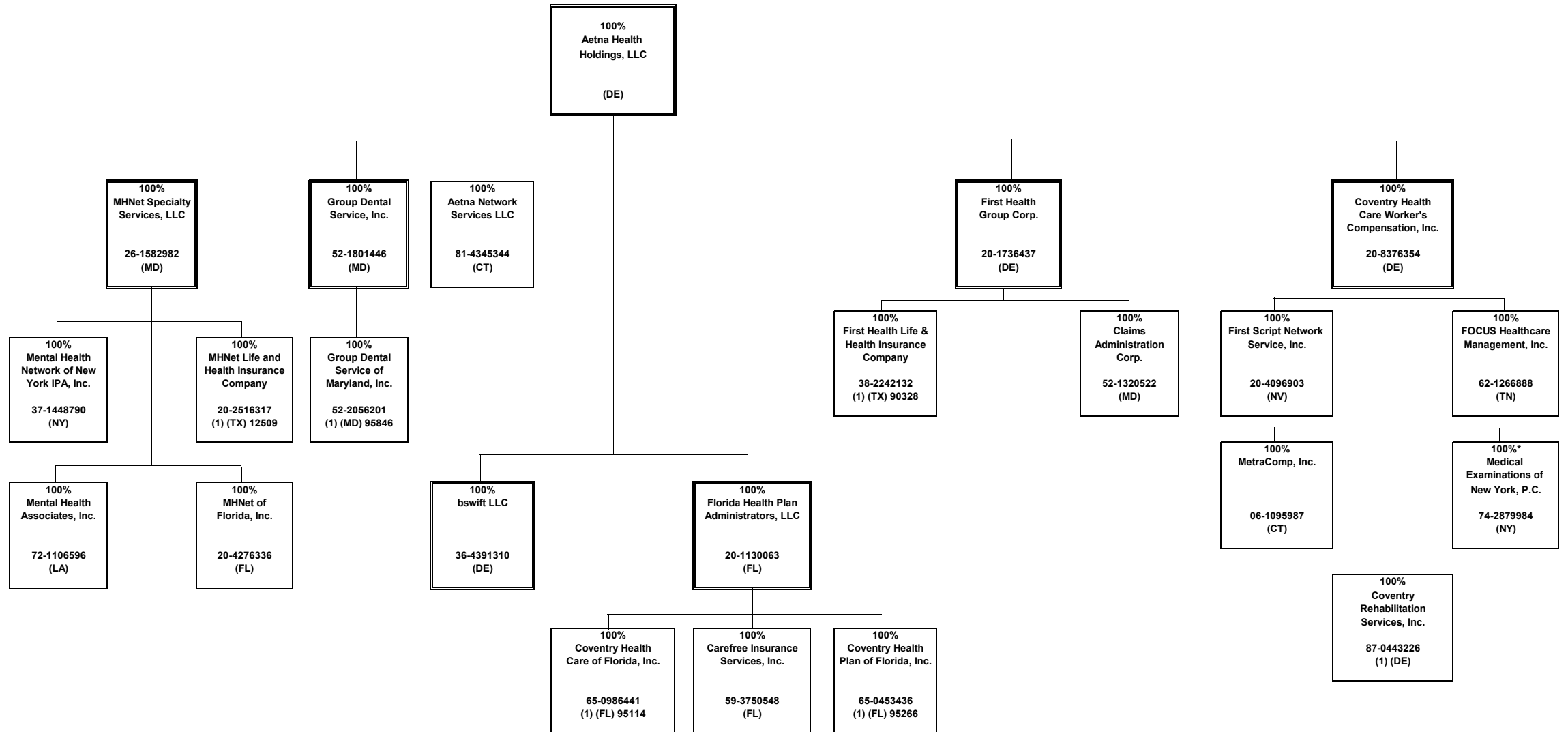


15.3

STATEMENT AS OF MARCH 31, 2018 OF THE Aetna Better Health Inc. (an Ohio corporation)

SCHEDULE Y - INFORMATION CONCERNING ACTIVITIES OF INSURANCE MEMBERS OF A HOLDING COMPANY GROUP

PART 1 - ORGANIZATIONAL CHART



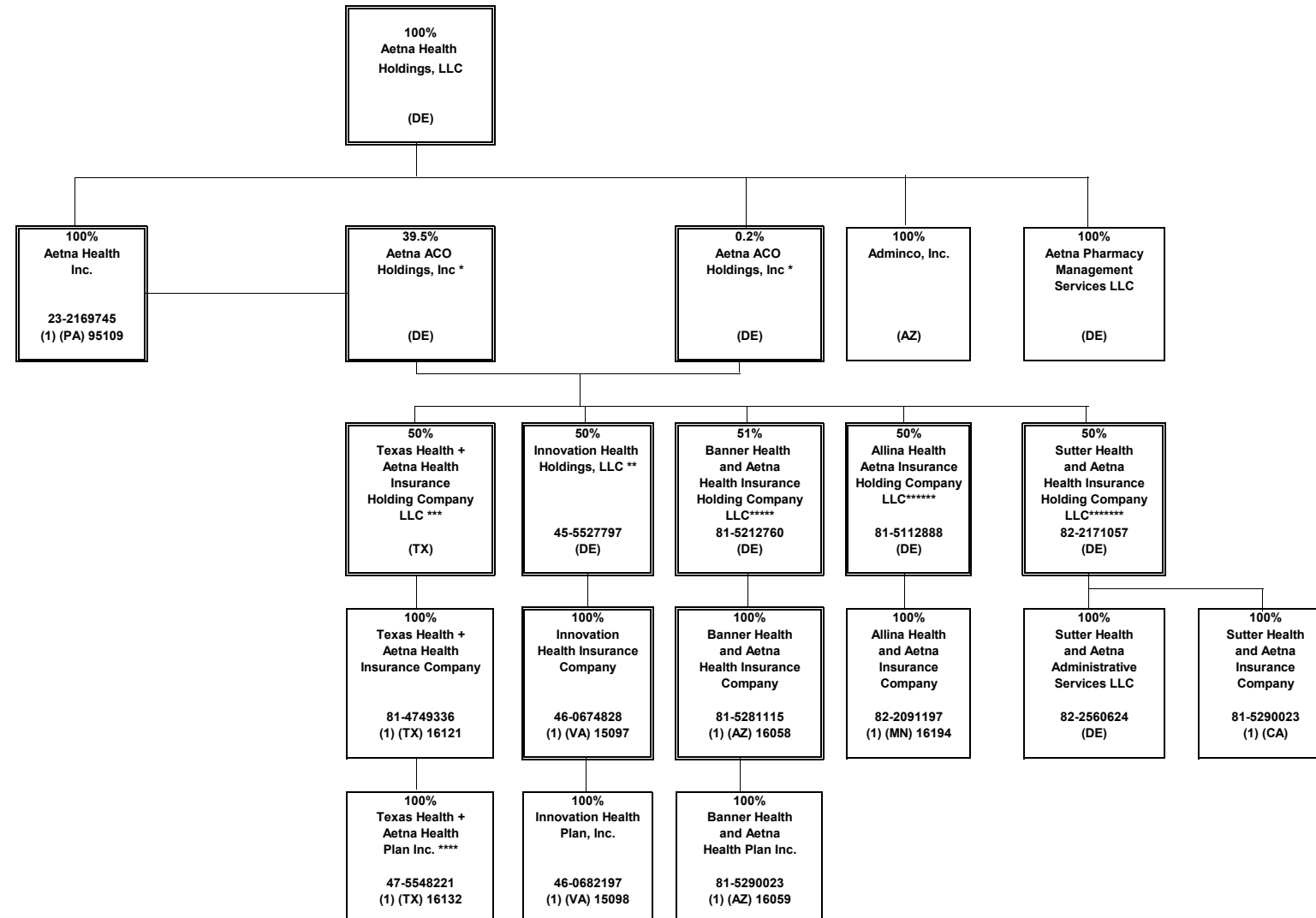
15.4

\*100% owned through Aetna's nominees

STATEMENT AS OF MARCH 31, 2018 OF THE Aetna Better Health Inc. (an Ohio corporation)

SCHEDULE Y - INFORMATION CONCERNING ACTIVITIES OF INSURANCE MEMBERS OF A HOLDING COMPANY GROUP

PART 1 - ORGANIZATIONAL CHART

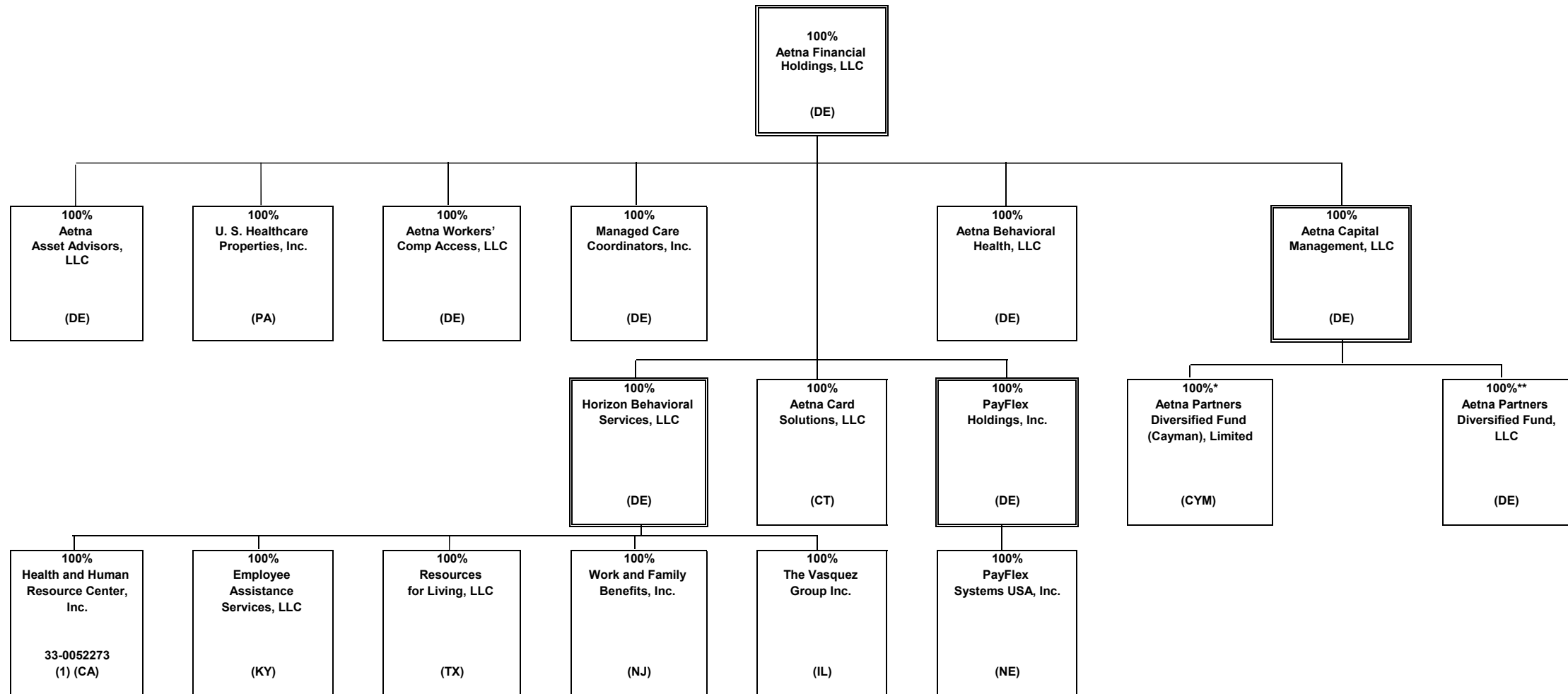


\* Aetna ACO Holdings Inc. is owned by Aetna Life Insurance Company (302 shares); Aetna Health Inc. (PA) (198 shares); and Aetna Health Holdings, LLC (1 share).  
 \*\* Innovation Health Holdings, LLC is 50% owned by Aetna ACO Holdings Inc. and 50% owned by Inova Health System Foundation.  
 \*\*\* Texas Health + Aetna Health Insurance Holding Company LLC is 50% owned by Aetna ACO Holdings Inc. and 50% owned by Texas Health Resources.  
 \*\*\*\* Texas Health + Aetna Health Plan Inc. became a direct subsidiary of Texas Health + Aetna Health Insurance Company February 2017.  
 \*\*\*\*\* Banner Health and Aetna Health Insurance Holding Company LLC is 51% owned by Aetna ACO Holdings Inc. and 49% owned by Banner Health.  
 \*\*\*\*\* Allina Health and Aetna Insurance Holding Company LLC is 50% owned by Aetna ACO Holdings Inc. and 50% owned by Allina Health.  
 \*\*\*\*\*Sutter Health and Aetna Insurance Holding Company LLC is 50% owned by Aetna ACO Holdings Inc. and 50% owned by Sutter Health Plan Products Organization, LLC.

15.5

**SCHEDULE Y - INFORMATION CONCERNING ACTIVITIES OF INSURANCE MEMBERS OF A HOLDING COMPANY GROUP**

**PART 1 - ORGANIZATIONAL CHART**



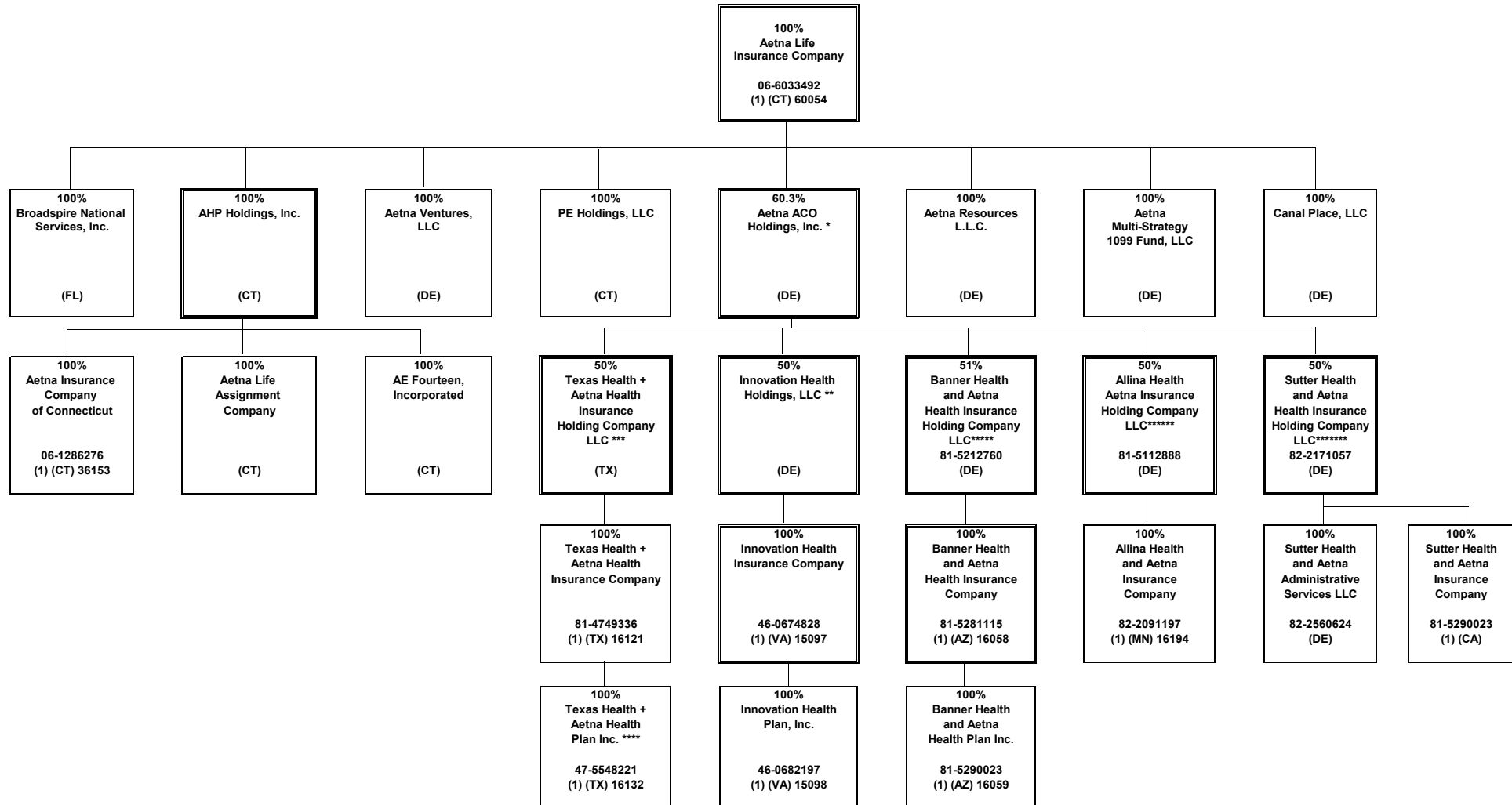
\* Aetna Life Insurance Company owns the Class C participating shares of Aetna Partners Diversified Fund (Cayman), Limited.

\*\* Aetna Life Insurance Company, Aetna Health and Life Insurance Company and Aetna Health Management, LLC own substantially all of the non-managing member interests of Aetna Partners Diversified Fund, LLC.

STATEMENT AS OF MARCH 31, 2018 OF THE Aetna Better Health Inc. (an Ohio corporation)

SCHEDULE Y - INFORMATION CONCERNING ACTIVITIES OF INSURANCE MEMBERS OF A HOLDING COMPANY GROUP

PART 1 - ORGANIZATIONAL CHART



\* Aetna ACO Holdings Inc. is owned by Aetna Life Insurance Company (302 shares); Aetna Health Inc. (PA) (198 shares); and Aetna Health Holdings, LLC (1 share).

\*\* Innovation Health Holdings, LLC is 50% owned by Aetna ACO Holdings Inc. and 50% owned by Inova Health System Foundation.

\*\*\* Texas Health + Aetna Health Insurance Holding Company LLC is 50% owned by Aetna ACO Holdings Inc. and 50% owned by Texas Health Resources.

\*\*\*\* Texas Health + Aetna Health Plan Inc. became a direct subsidiary of Texas Health + Aetna Health Insurance Company February 2017.

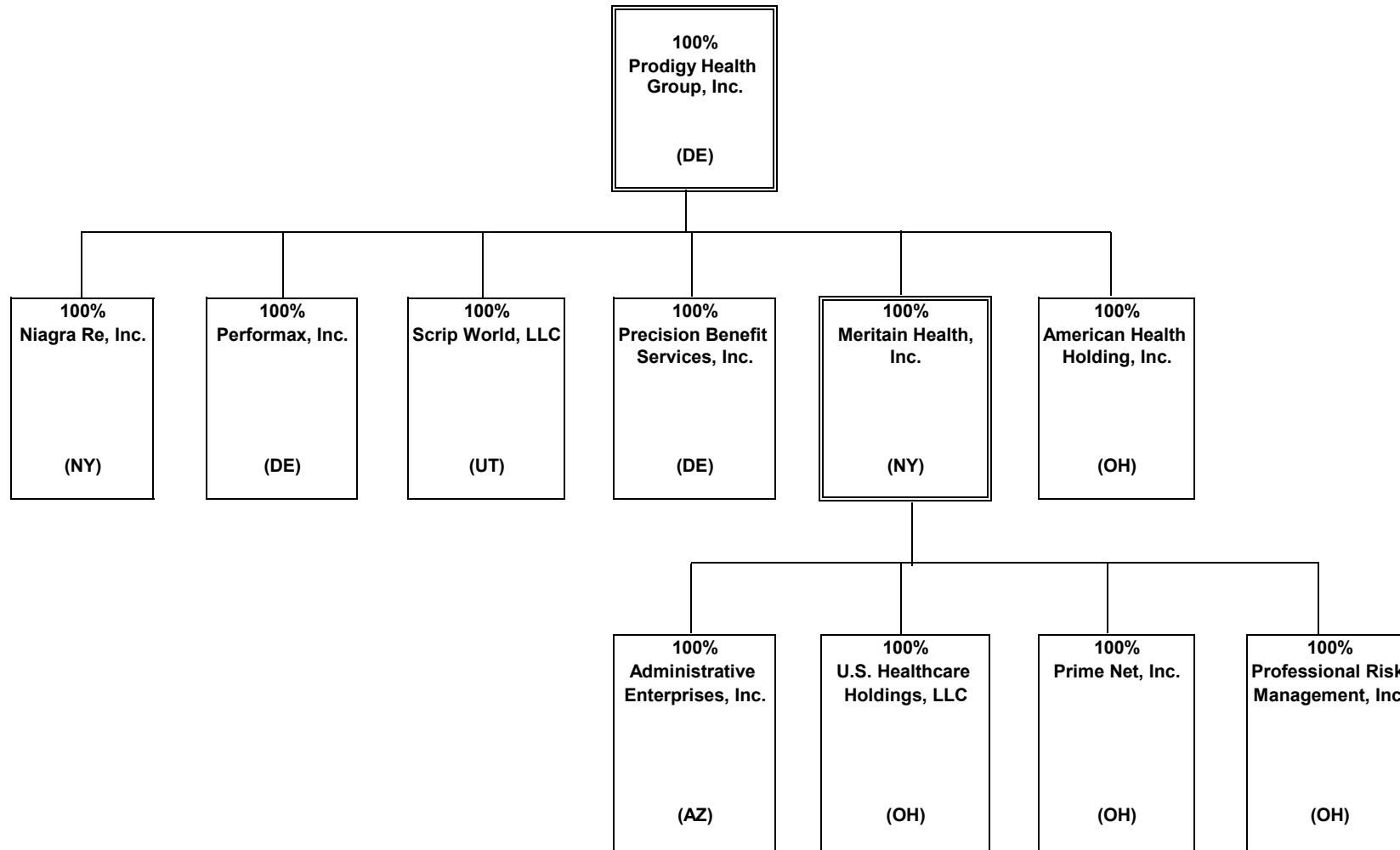
\*\*\*\*\* Banner Health and Aetna Health Insurance Holding Company LLC is 51% owned by Aetna ACO Holdings Inc. and 49% owned by Banner Health.

\*\*\*\*\* Allina Health and Aetna Insurance Holding Company LLC is 50% owned by Aetna ACO Holdings Inc. and 50% owned by Allina Health.

\*\*\*\*\*Sutter Health and Aetna Insurance Holding Company LLC is 50% owned by Aetna ACO Holdings Inc. and 50% owned by Sutter Health Plan Products Organization, LLC.

**SCHEDULE Y - INFORMATION CONCERNING ACTIVITIES OF INSURANCE MEMBERS OF A HOLDING COMPANY GROUP**

**PART 1 - ORGANIZATIONAL CHART**



STATEMENT AS OF MARCH 31, 2018 OF THE Aetna Better Health Inc. (an Ohio corporation)

**SCHEDULE Y**  
**PART 1A - DETAIL OF INSURANCE HOLDING COMPANY SYSTEM**

1	2	3	4	5	6	7	8	9	10	11	12	13	14	15	16
Group Code	Group Name	NAIC Company Code	ID Number	Federal RSSD	CIK	Name of Securities Exchange if Publicly Traded (U.S. or International)	Names of Parent, Subsidiaries Or Affiliates	Domiciliary Location	Relationship to Reporting Entity	Directly Controlled by (Name of Entity/Person)	Type of Control (Ownership, Board, Management, Attorney-in-Fact, Influence, Other)	If Control is Ownership Provide Percentage	Ultimate Controlling Entity(ies)/Person(s)	Is an SCA Filing Required? (Y/N)	*
.0001	AETNA INC.	.00000	23-2229683	3060706	0001122304	N	Aetna Inc.	PA	DIP	Aetna Inc.		0.000		.N	.0
.0001	AETNA INC.	.00000	30-0123754	0	0		Aetna Health Holdings, LLC	DE	UDP	Aetna Inc.	Ownership	100.000	Aetna Inc.	.N	.0
.0001	AETNA INC.	.00000	95-3402799	0	0		Aetna Health of California Inc.	CA	IA	Aetna Health Holdings, LLC	Ownership	100.000	Aetna Inc.	.N	.0
.0001	AETNA INC.	.95935	23-2442048	0	0		Aetna Health Inc.	CT	IA	Aetna Health Holdings, LLC	Ownership	100.000	Aetna Inc.	.N	.0
.0001	AETNA INC.	.95088	59-2411584	0	0		Aetna Health Inc.	FL	IA	Aetna Health Holdings, LLC	Ownership	100.000	Aetna Inc.	.N	.0
.0001	AETNA INC.	.95094	58-1649568	0	0		Aetna Health Inc.	GA	IA	Aetna Health Holdings, LLC	Ownership	100.000	Aetna Inc.	.N	.0
.0001	AETNA INC.	.95517	01-0504252	0	0		Aetna Health Inc.	ME	IA	Aetna Health Holdings, LLC	Ownership	100.000	Aetna Inc.	.N	.0
.0001	AETNA INC.	.95756	23-2861565	0	0		Aetna Health Inc.	MI	IA	Aetna Health Holdings, LLC	Ownership	100.000	Aetna Inc.	.N	.0
.0001	AETNA INC.	.95287	52-1270921	0	0		Aetna Health Inc.	NJ	IA	Aetna Health Holdings, LLC	Ownership	100.000	Aetna Inc.	.N	.0
.0001	AETNA INC.	.95234	22-2663623	0	0		Aetna Health Inc.	NY	IA	Aetna Health Holdings, LLC	Ownership	100.000	Aetna Inc.	.N	.0
.0001	AETNA INC.	.14408	45-2634734	0	0		Aetna Better Health Inc.	NY	IA	Aetna Inc. (NY)	Ownership	100.000	Aetna Inc.	.N	.0
.0001	AETNA INC.	.95490	76-0189680	0	0		Aetna Health Inc.	TX	IA	Aetna Health Holdings, LLC	Ownership	100.000	Aetna Inc.	.N	.0
.0001	AETNA INC.	.95040	74-1844335	0	0		Aetna Better Health of Texas Inc.	TX	IA	Aetna Health Holdings, LLC	Ownership	100.000	Aetna Inc.	.N	.0
.0001	AETNA INC.	.12328	20-2207534	0	0		Aetna Better Health Inc.	GA	IA	Aetna Health Holdings, LLC	Ownership	100.000	Aetna Inc.	.N	.0
.0001	AETNA INC.	.00000	06-1160812	0	0		Aetna Dental of California Inc.	CA	IA	Aetna Health Holdings, LLC	Ownership	100.000	Aetna Inc.	.N	.0
.0001	AETNA INC.	.11183	22-2990909	0	0		Aetna Dental Inc.	NJ	IA	Aetna Health Holdings, LLC	Ownership	100.000	Aetna Inc.	.N	.0
.0001	AETNA INC.	.95910	06-1177531	0	0		Aetna Dental Inc.	TX	IA	Aetna Health Holdings, LLC	Ownership	100.000	Aetna Inc.	.N	.0
.0001	AETNA INC.	.00000	30-0123760	0	0		Aetna Rx Home Delivery, LLC	DE	NIA	Aetna Health Holdings, LLC	Ownership	100.000	Aetna Inc.	.N	.0
.0001	AETNA INC.	.00000	13-3670795	0	0		Aetna Health Management, LLC	DE	NIA	Aetna Health Holdings, LLC	Ownership	100.000	Aetna Inc.	.N	.0
.0001	AETNA INC.	.00000	22-3187443	0	0		Aetna Ireland Inc.	DE	NIA	Aetna Health Holdings, LLC	Ownership	100.000	Aetna Inc.	.N	.0
.0001	AETNA INC.	.00000	57-1209768	0	0		Aetna Specialty Pharmacy, LLC	DE	NIA	Aetna Health Holdings, LLC	Ownership	100.000	Aetna Inc.	.N	.0
.0001	AETNA INC.	.00000	20-1274723	0	0		Cofinity, Inc.	DE	NIA	Aetna Health Holdings, LLC	Ownership	100.000	Aetna Inc.	.N	.0
.0001	AETNA INC.	.00000	23-2671370	0	0		@Credentials Inc.	DE	NIA	Aetna Health Holdings, LLC	Ownership	100.000	Aetna Inc.	.N	.0
.0001	AETNA INC.	.00000		0	0		Aetna Services (Thailand) Limited	THA	NIA	Health Care Management Co. Ltd.	Ownership	100.000	Aetna Inc.	.N	.0
.0001	AETNA INC.	.13735	27-0563973	0	0		Aetna Better Health Inc.	PA	IA	Aetna Health Holdings, LLC	Ownership	100.000	Aetna Inc.	.N	.0
.0001	AETNA INC.	.13174	26-2867560	0	0		Aetna Better Health Inc.	CT	IA	Aetna Health Holdings, LLC	Ownership	100.000	Aetna Inc.	.N	.0
.0001	AETNA INC.	.00000	47-5178095	0	0		Aetna Better Health of California Inc.	CA	IA	Aetna Health Holdings, LLC	Ownership	100.000	Aetna Inc.	.N	.0
.0001	AETNA INC.	.14043	27-2512072	0	0		Aetna Better Health Inc.	IL	IA	Aetna Health Holdings, LLC	Ownership	100.000	Aetna Inc.	.N	.0
.0001	AETNA INC.	.15805	47-3850677	0	0		Aetna Better Health of Iowa Inc.	IA	IA	Aetna Health Holdings, LLC	Ownership	100.000	Aetna Inc.	.N	.0
.0001	AETNA INC.	.15616	80-0629718	0	0		Aetna Better Health, Inc.	LA	IA	Aetna Health Holdings, LLC	Ownership	100.000	Aetna Inc.	.N	.0
.0001	AETNA INC.	.00000	80-0671703	0	0		Aetna Florida Inc.	FL	NIA	Aetna Health Holdings, LLC	Ownership	100.000	Aetna Inc.	.N	.0
.0001	AETNA INC.	.14229	25-2764938	0	0		Aetna Better Health Inc.	OH	RE	Aetna Health Holdings, LLC	Ownership	100.000	Aetna Inc.	.N	.0
.0001	AETNA INC.	.15611	46-3203088	0	0		Aetna Better Health Inc.	NJ	IA	Aetna Health Holdings, LLC	Ownership	100.000	Aetna Inc.	.N	.0
.0001	AETNA INC.	.15919	81-1143850	0	0		Aetna Better Health of Oklahoma Inc.	OK	IA	Aetna Health Holdings, LLC	Ownership	100.000	Aetna Inc.	.N	.0
.0001	AETNA INC.	.00000	04-2708160	0	0		Aetna Student Health Agency Inc.	MA	NIA	Aetna Health Holdings, LLC	Ownership	100.000	Aetna Inc.	.N	.0
.0001	AETNA INC.	.00000	73-1702453	0	0		Delaware Physicians Care, Incorporated	DE	IA	Aetna Health Holdings, LLC	Ownership	100.000	Aetna Inc.	.N	.0
.0001	AETNA INC.	.00000	01-0826783	0	0		Schaller Anderson Medical Administrators, Incorporated	DE	NIA	Aetna Health Holdings, LLC	Ownership	100.000	Aetna Inc.	.N	.0
.0001	AETNA INC.	.00000	86-0842559	0	0		Aetna Medicaid Administrators LLC	AZ	NIA	Aetna Health Holdings, LLC	Ownership	100.000	Aetna Inc.	.N	.0
.0001	AETNA INC.	.00000	45-2944270	0	0		iTriage, LLC	DE	NIA	Aetna Health Holdings, LLC	Ownership	100.000	Aetna Inc.	.N	.0
.0001	AETNA INC.	.00000	16-1471176	0	0		Prodigy Health Group, Inc.	DE	NIA	Aetna Health Holdings, LLC	Ownership	100.000	Aetna Inc.	.N	.0
.0001	AETNA INC.	.00000	45-4901541	0	0		Aetna ACO Holdings, Inc.	DE	NIA	Aetna Health Holdings, LLC	Ownership	0.200	Aetna Inc.	.Y	.4
.0001	AETNA INC.	.00000	45-5527797	0	0		Innovation Health Holdings, LLC	DE	NIA	Aetna ACO Holdings, Inc.	Ownership	50.000	Aetna Inc.	.N	.7
.0001	AETNA INC.	.15097	46-0674828	0	0		Innovation Health Insurance Company	VA	IA	Innovation Health Holdings, LLC	Ownership	100.000	Aetna Inc.	.N	.0
.0001	AETNA INC.	.15098	46-0682197	0	0		Innovation Health Plan, Inc.	VA	IA	Innovation Health Insurance Company	Ownership	100.000	Aetna Inc.	.N	.0
.0001	AETNA INC.	.00000	81-3789357	0	0		Texas Health + Aetna Health Insurance Holding Company LLC	TX	NIA	Aetna ACO Holdings, Inc.	Ownership	50.000	Aetna Inc.	.N	.10
.0001	AETNA INC.	.16121	81-4749336	0	0		Texas Health + Aetna Health Insurance Company	TX	IA	Texas Health + Aetna Health Insurance Holding Company LLC	Ownership	100.000	Aetna Inc.	.N	.0
.0001	AETNA INC.	.16132	47-5548221	0	0		Texas Health + Aetna Health Plan Inc.	TX	IA	Company	Ownership	100.000	Aetna Inc.	.N	.11
.0001	AETNA INC.	.95109	23-2169745	0	0		Aetna Health Inc.	PA	IA	Aetna Health Holdings, LLC	Ownership	100.000	Aetna Inc.	.N	.0
.0001	AETNA INC.	.00000	45-4901541	0	0		Aetna ACO Holdings, Inc.	DE	NIA	Aetna Health Inc. (PA)	Ownership	39.500	Aetna Inc.	.Y	.4
.0001	AETNA INC.	.00000	20-0438576	0	0		Niagara Re, Inc.	NY	NIA	Prodigy Health Group, Inc.	Ownership	100.000	Aetna Inc.	.N	.0

STATEMENT AS OF MARCH 31, 2018 OF THE Aetna Better Health Inc. (an Ohio corporation)

**SCHEDULE Y**

**PART 1A - DETAIL OF INSURANCE HOLDING COMPANY SYSTEM**

1	2	3	4	5	6	7	8	9	10	11	12	13	14	15	16
Group Code	Group Name	NAIC Company Code	ID Number	Federal RSSD	CIK	Name of Securities Exchange if Publicly Traded (U.S. or International)	Names of Parent, Subsidiaries Or Affiliates	Domiciliary Location	Relationship to Reporting Entity	Directly Controlled by (Name of Entity/Person)	Type of Control (Ownership, Board, Management, Attorney-in-Fact, Influence, Other)	If Control is Ownership Provide Percentage	Ultimate Controlling Entity(ies)/Person(s)	Is an SCA Filing Required? (Y/N)	*
.0001	AETNA INC.	.00000	52-2200070	0	0		Performax, Inc.	DE	NIA	Prodigy Health Group, Inc.	Ownership	100.000	Aetna Inc.	N	0
.0001	AETNA INC.	.00000	87-0632355	0	0		Scrip World, LLC	UT	NIA	Prodigy Health Group, Inc.	Ownership	100.000	Aetna Inc.	N	0
.0001	AETNA INC.	.00000	27-1760756	0	0		Precision Benefit Services, Inc.	DE	NIA	Prodigy Health Group, Inc.	Ownership	100.000	Aetna Inc.	N	0
.0001	AETNA INC.	.00000	31-1368946	0	0		American Health Holding, Inc.	OH	NIA	Prodigy Health Group, Inc.	Ownership	100.000	Aetna Inc.	N	0
.0001	AETNA INC.	.00000	16-1264154	0	0		Meritain Health, Inc.	NY	NIA	Prodigy Health Group, Inc.	Ownership	100.000	Aetna Inc.	N	0
.0001	AETNA INC.	.00000	86-0537707	0	0		Adminco, Inc.	AZ	NIA	Aetna Health Holdings, LLC	Ownership	100.000	Aetna Inc.	N	0
.0001	AETNA INC.	.00000	86-0527428	0	0		Administrative Enterprises, Inc.	AZ	NIA	Meritain Health, Inc.	Ownership	100.000	Aetna Inc.	N	0
.0001	AETNA INC.	.00000	16-1684061	0	0		U.S. Healthcare Holdings, LLC	OH	NIA	Meritain Health, Inc.	Ownership	100.000	Aetna Inc.	N	0
.0001	AETNA INC.	.00000	34-1670299	0	0		Prime Net, Inc.	OH	NIA	Meritain Health, Inc.	Ownership	100.000	Aetna Inc.	N	0
.0001	AETNA INC.	.00000	34-1348032	0	0		Professional Risk Management, Inc.	OH	NIA	Meritain Health, Inc.	Ownership	100.000	Aetna Inc.	N	0
.0001	AETNA INC.	.68500	62-1181209	0	0		Continental Life Insurance Company of Brentwood, Tennessee	TN	IA	Aetna Inc.	Ownership	100.000	Aetna Inc.	N	0
.0001	AETNA INC.	.12321	20-2901054	0	0		American Continental Insurance Company	TN	IA	Continental Life Insurance Company of Brentwood, Tennessee	Ownership	100.000	Aetna Inc.	N	0
.0001	AETNA INC.	.60054	06-6033492	0	0		Aetna Life Insurance Company	CT	IA	Aetna Inc.	Ownership	100.000	Aetna Inc.	N	0
.0001	AETNA INC.	.00000	45-4901541	0	0		Aetna ACO Holdings, Inc.	DE	NIA	Aetna Life Insurance Company	Ownership	60.300	Aetna Inc.	Y	4
.0001	AETNA INC.	.00000	06-1270755	0	0		AHP Holdings, Inc.	CT	NIA	Aetna Life Insurance Company	Ownership	100.000	Aetna Inc.	N	0
.0001	AETNA INC.	.36153	06-1286276	0	0		Aetna Insurance Company of Connecticut	CT	IA	AHP Holdings, Inc.	Ownership	100.000	Aetna Inc.	N	0
.0001	AETNA INC.	.00000	06-1028469	0	0		AE Fourteen, Incorporated	CT	NIA	AHP Holdings, Inc.	Ownership	100.000	Aetna Inc.	N	0
.0001	AETNA INC.	.00000	06-1373153	0	0		Aetna Life Assignment Company	CT	NIA	AHP Holdings, Inc.	Ownership	100.000	Aetna Inc.	N	0
.0001	AETNA INC.	.00000	20-3678339	0	0		PE Holdings, LLC	CT	NIA	Aetna Life Insurance Company	Ownership	100.000	Aetna Inc.	N	0
.0001	AETNA INC.	.00000	06-1423207	0	0		Aetna Resources L.L.C.	DE	NIA	Aetna Life Insurance Company	Ownership	100.000	Aetna Inc.	N	0
.0001	AETNA INC.	.00000	00000	0	0		Canal Place, LLC	DE	NIA	Aetna Life Insurance Company	Ownership	100.000	Aetna Inc.	N	0
.0001	AETNA INC.	.00000	20-3180700	0	0		Aetna Ventures, LLC	DE	NIA	Aetna Life Insurance Company	Ownership	100.000	Aetna Inc.	N	0
.0001	AETNA INC.	.00000	59-2108747	0	0		Broadspire National Services, Inc.	FL	NIA	Aetna Life Insurance Company	Ownership	100.000	Aetna Inc.	N	0
.0001	AETNA INC.	.00000	00000	0	0001552250		Aetna Multi-Strategy 1099 Fund, LLC	DE	NIA	Aetna Life Insurance Company	Ownership	79.250	Aetna Inc.	N	0
.0001	AETNA INC.	.00000	41-2035961	0	0		Aetna Financial Holdings, LLC	DE	NIA	Aetna Inc.	Ownership	100.000	Aetna Inc.	N	0
.0001	AETNA INC.	.00000	26-2030792	0	0		Aetna Asset Advisors, LLC	DE	NIA	Aetna Financial Holdings, LLC	Ownership	100.000	Aetna Inc.	N	0
.0001	AETNA INC.	.00000	23-2354500	0	0		U.S. Healthcare Properties, Inc.	PA	NIA	Aetna Financial Holdings, LLC	Ownership	100.000	Aetna Inc.	N	0
.0001	AETNA INC.	.00000	38-3704481	0	0		Aetna Capital Management, LLC	DE	NIA	Aetna Financial Holdings, LLC	Ownership	100.000	Aetna Inc.	N	0
.0001	AETNA INC.	.00000	11-3667142	0	0001314522		Aetna Partners Diversified Fund, LLC	DE	NIA	Aetna Capital Management, LLC	Ownership	100.000	Aetna Inc.	N	1
.0001	AETNA INC.	.00000	00000	0	0001460020		Aetna Partners Diversified Fund (Cayman), Limited	CYM	NIA	Aetna Capital Management, LLC	Ownership	100.000	Aetna Inc.	N	2
.0001	AETNA INC.	.00000	20-0446676	0	0		Aetna Workers' Comp Access, LLC	DE	NIA	Aetna Financial Holdings, LLC	Ownership	100.000	Aetna Inc.	N	0
.0001	AETNA INC.	.00000	20-0446713	0	0		Aetna Behavioral Health, LLC	DE	NIA	Aetna Financial Holdings, LLC	Ownership	100.000	Aetna Inc.	N	0
.0001	AETNA INC.	.00000	23-2670015	0	0		Managed Care Coordinators, Inc.	DE	NIA	Aetna Financial Holdings, LLC	Ownership	100.000	Aetna Inc.	N	0
.0001	AETNA INC.	.00000	59-3269144	0	0		Horizon Behavioral Services, LLC	DE	NIA	Aetna Financial Holdings, LLC	Ownership	100.000	Aetna Inc.	N	0
.0001	AETNA INC.	.00000	61-1193498	0	0		Employee Assistance Services, LLC	KY	NIA	Horizon Behavioral Services, LLC	Ownership	100.000	Aetna Inc.	N	0
.0001	AETNA INC.	.00000	33-0052273	0	0		Health and Human Resource Center, Inc.	CA	IA	Horizon Behavioral Services, LLC	Ownership	100.000	Aetna Inc.	N	0
.0001	AETNA INC.	.00000	75-2420973	0	0		Resources for Living, LLC	TX	NIA	Horizon Behavioral Services, LLC	Ownership	100.000	Aetna Inc.	N	0
.0001	AETNA INC.	.00000	36-3681261	0	0		The Vasquez Group Inc.	IL	NIA	Horizon Behavioral Services, LLC	Ownership	100.000	Aetna Inc.	N	0
.0001	AETNA INC.	.00000	22-3178125	0	0		Work and Family Benefits, Inc.	NJ	NIA	Horizon Behavioral Services, LLC	Ownership	100.000	Aetna Inc.	N	0
.0001	AETNA INC.	.00000	27-1773021	0	0		Aetna Card Solutions, LLC	CT	NIA	Aetna Financial Holdings, LLC	Ownership	100.000	Aetna Inc.	N	0
.0001	AETNA INC.	.00000	20-5216478	0	0		PayFlex Holdings, Inc.	DE	NIA	Aetna Financial Holdings, LLC	Ownership	100.000	Aetna Inc.	N	0
.0001	AETNA INC.	.00000	91-1774434	0	0		PayFlex Systems USA, Inc.	NE	NIA	PayFlex Holdings, Inc.	Ownership	100.000	Aetna Inc.	N	0
.0001	AETNA INC.	.78700	06-0876836	0	0		Aetna Health and Life Insurance Company	CT	IA	Aetna Inc.	Ownership	100.000	Aetna Inc.	N	0
.0001	AETNA INC.	.72052	23-2710210	0	0		Aetna Health Insurance Company	PA	IA	Aetna Inc.	Ownership	100.000	Aetna Inc.	N	0
.0001	AETNA INC.	.84450	57-0805126	0	0		Aetna Health Insurance Company of New York	NY	IA	Aetna Inc.	Ownership	100.000	Aetna Inc.	N	0
.0001	AETNA INC.	.00000	06-1571642	0	0		Aetna International Inc.	CT	NIA	Aetna Inc.	Ownership	100.000	Aetna Inc.	N	0
.0001	AETNA INC.	.00000	98-0211470	0	0		Aetna Life & Casualty (Bermuda) Ltd.	BMU	IA	Aetna International Inc.	Ownership	100.000	Aetna Inc.	N	0
.0001	AETNA INC.	.00000	00000	0	0		Aetna Insurance (Singapore) PTE. LTD.	SGP	IA	Aetna International Inc.	Ownership	100.000	Aetna Inc.	N	0
.0001	AETNA INC.	.00000	00000	0	0		Aetna Global Benefits (Bermuda) Limited	BMU	NIA	Aetna International Inc.	Ownership	100.000	Aetna Inc.	N	0
.0001	AETNA INC.	.00000	00000	0	0		Goodhealth Worldwide (Global) Limited	BMU	NIA	Aetna Global Benefits (Bermuda) Limited	Ownership	100.000	Aetna Inc.	N	0
.0001	AETNA INC.	.00000	00000	0	0		Aetna Global Benefits (Europe) Limited	GBR	NIA	Aetna Global Benefits (Bermuda) Limited	Ownership	100.000	Aetna Inc.	N	0

STATEMENT AS OF MARCH 31, 2018 OF THE Aetna Better Health Inc. (an Ohio corporation)

**SCHEDULE Y**  
**PART 1A - DETAIL OF INSURANCE HOLDING COMPANY SYSTEM**

1	2	3	4	5	6	7	8	9	10	11	12	13	14	15	16
Group Code	Group Name	NAIC Company Code	ID Number	Federal RSSD	CIK	Name of Securities Exchange if Publicly Traded (U.S. or International)	Names of Parent, Subsidiaries Or Affiliates	Domi-ciliary Location	Relation-ship to Reporting Entity	Directly Controlled by (Name of Entity/Person)	Type of Control (Ownership, Board, Management, Attorney-in-Fact, Influence, Other)	If Control is Ownership Provide Percentage	Ultimate Controlling Entity(ies)/Person(s)	Is an SCA Filing Re-quired? (Y/N)	*
.0001	AETNA INC.	.00000		0	0		Goodhealth Worldwide (Asia) Limited	.HKG	NIA	Aetna Global Benefits (Bermuda) Limited	Ownership	100.000	Aetna Inc.	.N	.0
.0001	AETNA INC.	.00000		0	0		Aetna Global Benefits Limited	.ARE	NIA	Aetna Global Benefits (Bermuda) Limited	Ownership	100.000	Aetna Inc.	.N	.0
.0001	AETNA INC.	.00000		0	0		PT. Aetna Global Benefits Indonesia	.IDN	NIA	Aetna Global Benefits (Bermuda) Limited	Ownership	80.000	Aetna Inc.	.N	.5
.0001	AETNA INC.	.00000		0	0		Aetna Global Benefits (Middle East) LLC	.ARE	NIA	Aetna Global Benefits (Bermuda) Limited	Ownership	49.000	Aetna Inc.	.N	.6
.0001	AETNA INC.	.00000		0	0		Aetna Global Benefits (Asia Pacific) Limited	.HKG	NIA	Aetna Global Benefits (Bermuda) Limited	Ownership	100.000	Aetna Inc.	.N	.0
.0001	AETNA INC.	.00000		0	0		Spinnaker Topco Limited	.BMU	NIA	Aetna Global Benefits (Bermuda) Limited	Ownership	100.000	Aetna Inc.	.N	.0
.0001	AETNA INC.	.00000		0	0		Spinnaker Bidco Limited	.GBR	NIA	Spinnaker Topco Limited	Ownership	100.000	Aetna Inc.	.N	.0
.0001	AETNA INC.	.00000		0	0		Aetna Holdco (UK) Limited	.GBR	NIA	Spinnaker Bidco Limited	Ownership	100.000	Aetna Inc.	.N	.0
.0001	AETNA INC.	.00000		0	0		PT Asuransi Aetna Asia	.IDN	NIA	Aetna International Inc.	Ownership	77.000	Aetna Inc.	.N	.15
.0001	AETNA INC.	.00000		0	0		Aetna Global Benefits (UK) Limited	.GBR	NIA	Aetna Holdco (UK) Limited	Ownership	100.000	Aetna Inc.	.N	.0
.0001	AETNA INC.	.00000		0	0		Aetna Insurance Company Limited	.GBR	IA	Aetna Holdco (UK) Limited	Ownership	100.000	Aetna Inc.	.N	.0
.0001	AETNA INC.	.00000		0	0		Indian Health Organisation Private Limited	.IND	NIA	Aetna Global Benefits (Asia Pacific) Limited	Ownership	0.020	Aetna Inc.	.N	.3
.0001	AETNA INC.	.00000		0	0		Aetna Health Insurance Company of Europe DAC	.IRL	IA	Aetna International Inc.	Ownership	100.000	Aetna Inc.	.N	.0
.0001	AETNA INC.	.00000		0	0		Aetna (Shanghai) Enterprise Services Co. Ltd.	.CHN	NIA	Aetna International Inc.	Ownership	100.000	Aetna Inc.	.N	.0
.0001	AETNA INC.	.00000		0	0		Aetna (Beijing) Enterprise Management Services Co., Ltd.	.CHN	NIA	Aetna (Shanghai) Enterprise Services Co. Ltd.	Ownership	100.000	Aetna Inc.	.N	.0
.0001	AETNA INC.	.00000		0	0		Aetna Global Benefits (Singapore) PTE. LTD.	.SGP	NIA	Aetna International Inc.	Ownership	100.000	Aetna Inc.	.N	.0
.0001	AETNA INC.	.00000		0	0		Indian Health Organisation Private Limited	.IND	NIA	Aetna Global Benefits (Singapore) PTE, LTD.	Ownership	99.980	Aetna Inc.	.N	.3
.0001	AETNA INC.	.00000	22-2578985	0	0		AUSHC Holdings, Inc.	.CT	NIA	Aetna Inc.	Ownership	100.000	Aetna Inc.	.N	.0
.0001	AETNA INC.	.00000		0	0		Aetna Global Holdings Limited	.GBR	NIA	Aetna International Inc.	Ownership	100.000	Aetna Inc.	.N	.0
.0001	AETNA INC.	.00000		0	0		Aetna Korea Ltd.	.KOR	NIA	Aetna Global Holdings Limited	Ownership	100.000	Aetna Inc.	.N	.0
.0001	AETNA INC.	.00000		0	0		Canadian Insurance Company Ltd	.HKG	NIA	Aetna Global Holdings Limited	Ownership	100.000	Aetna Inc.	.N	.0
.0001	AETNA INC.	.00000		0	0		Futrix Limited	.NZL	NIA	Health Data & Management Solutions, Inc.	Ownership	100.000	Aetna Inc.	.N	.0
.0001	AETNA INC.	.00000	06-1182176	0	0		PHPSNE Parent Corporation	.DE	NIA	AUSHC Holdings, Inc.	Ownership	55.000	Aetna Inc.	.N	.8
.0001	AETNA INC.	.00000	52-2182411	0	0		Active Health Management, Inc.	.DE	NIA	Aetna Inc.	Ownership	100.000	Aetna Inc.	.N	.0
.0001	AETNA INC.	.00000	47-0970432	0	0		Health Data & Management Solutions, Inc.	.DE	NIA	Active Health Management, Inc.	Ownership	100.000	Aetna Inc.	.N	.0
.0001	AETNA INC.	.00000	23-2604867	0	0		Aetna Integrated Informatics, Inc.	.PA	NIA	Active Health Management, Inc.	Ownership	100.000	Aetna Inc.	.N	.0
.0001	AETNA INC.	.13980	27-2192415	0	0		Health Re, Inc.	.VT	IA	Aetna Inc.	Ownership	100.000	Aetna Inc.	.N	.0
.0001	AETNA INC.	.00000	81-0579372	0	0		Phoenix Data Solutions LLC	.DE	NIA	Aetna Inc.	Ownership	100.000	Aetna Inc.	.N	.0
.0001	AETNA INC.	.00000	46-2469464	0	0		Healthagen LLC	.CT	NIA	Aetna Inc.	Ownership	100.000	Aetna Inc.	.N	.0
.0001	AETNA INC.	.00000	51-0029326	0	0		ASI Wings, LLC	.DE	NIA	Aetna Inc.	Ownership	100.000	Aetna Inc.	.N	.0
.0001	AETNA INC.	.00000	33-0807547	0	0		Medicity LLC	.DE	NIA	Aetna Inc.	Ownership	100.000	Aetna Inc.	.N	.0
.0001	AETNA INC.	.00000		0	0		Echo Merger Sub, Inc.	.DE	NIA	Aetna Inc.	Ownership	100.000	Aetna Inc.	.N	.0
.0001	AETNA INC.	.00000		0	0		Aetna Corporate Services, LLC	.DE	NIA	Aetna Inc.	Ownership	100.000	Aetna Inc.	.N	.0
.0001	AETNA INC.	.00000	27-0259978	0	0		Novo Innovations, LLC	.DE	NIA	Medicity Inc.	Ownership	100.000	Aetna Inc.	.N	.0
.0001	AETNA INC.	.00000	27-1170966	0	0		Allivant Corporation	.DE	NIA	Medicity Inc.	Ownership	100.000	Aetna Inc.	.N	.0
.0001	AETNA INC.	.81973	75-1296086	0	0		Coventry Health and Life Insurance Company	.MO	IA	Aetna Health Holdings, LLC	Ownership	100.000	Aetna Inc.	.N	.0
.0001	AETNA INC.	.15761	47-3279217	0	0		Aetna Better Health of Kentucky Insurance Company	.KY	IA	Coventry Health and Life Insurance Company	Ownership	100.000	Aetna Inc.	.N	.0
.0001	AETNA INC.	.00000	52-1801446	0	0		Group Dental Service, Inc.	.MD	NIA	Aetna Health Holdings, LLC	Ownership	100.000	Aetna Inc.	.N	.0
.0001	AETNA INC.	.95846	52-2056201	0	0		Group Dental Service of Maryland, Inc.	.MD	IA	Group Dental Service, Inc.	Ownership	100.000	Aetna Inc.	.N	.0
.0001	AETNA INC.		81-4345344	0	0		Aetna Network Services LLC	.CT	NIA	Aetna Health Holdings, LLC	Ownership	100.000	Aetna Inc.	.N	.0
.0001	AETNA INC.	.95241	42-1244752	0	0		Aetna Health of Iowa Inc.	.IA	IA	Aetna Health Holdings, LLC	Ownership	100.000	Aetna Inc.	.N	.0
.0001	AETNA INC.	.95925	42-1308659	0	0		Coventry Health Care of Nebraska, Inc.	.NE	IA	Aetna Health Holdings, LLC	Ownership	100.000	Aetna Inc.	.N	.0
.0001	AETNA INC.	.00000	47-2049117	0	0		Aetna Risk Assurance Company of Connecticut Inc.	.CT	IA	Aetna Health Holdings, LLC	Ownership	100.000	Aetna Inc.	.N	.0
.0001	AETNA INC.	.95173	74-2381406	0	0		Aetna Health Inc.	.LA	IA	Aetna Health Holdings, LLC	Ownership	100.000	Aetna Inc.	.N	.0
.0001	AETNA INC.	.11102	23-2366731	0	0		HealthAssurance Pennsylvania, Inc.	.PA	IA	Aetna Health Holdings, LLC	Ownership	100.000	Aetna Inc.	.N	.0

STATEMENT AS OF MARCH 31, 2018 OF THE Aetna Better Health Inc. (an Ohio corporation)

**SCHEDULE Y**  
**PART 1A - DETAIL OF INSURANCE HOLDING COMPANY SYSTEM**

1	2	3	4	5	6	7	8	9	10	11	12	13	14	15	16
Group Code	Group Name	NAIC Company Code	ID Number	Federal RSSD	CIK	Name of Securities Exchange if Publicly Traded (U.S. or International)	Names of Parent, Subsidiaries Or Affiliates	Domiciliary Location	Relationship to Reporting Entity	Directly Controlled by (Name of Entity/Person)	Type of Control (Ownership, Board, Management, Attorney-in-Fact, Influence, Other)	If Control is Ownership Provide Percentage	Ultimate Controlling Entity(ies)/Person(s)	Is an SCA Filing Required? (Y/N)	*
.0001	AETNA INC.	.00000	47-0854096	0	0		Coventry Prescription Management Services, Inc.	NV	NIA	Aetna Health Holdings, LLC	Ownership	100.000	Aetna Inc.	N	0
.0001	AETNA INC.	.16148	81-3564875	0	0		Aetna Better Health of Nevada Inc.	NV	IA	Aetna Health Holdings, LLC	Ownership	100.000	Aetna Inc.	N	0
.0001	AETNA INC.	.96555	54-1576305	0	0		Coventry Health Care of Virginia, Inc.	VA	IA	Aetna Health Holdings, LLC	Ownership	100.000	Aetna Inc.	N	0
.0001	AETNA INC.	.00000	01-0646056	0	0		Coventry Transplant Network, Inc.	DE	NIA	Aetna Health Holdings, LLC	Ownership	100.000	Aetna Inc.	N	0
.0001	AETNA INC.	.96377	43-1372307	0	0		Coventry Health Care of Missouri, Inc.	MO	IA	Aetna Health Holdings, LLC	Ownership	100.000	Aetna Inc.	N	0
.0001	AETNA INC.	.95318	43-1702094	0	0		Aetna Better Health of Missouri LLC	MO	IA	Aetna Health Holdings, LLC	Ownership	100.000	Aetna Inc.	N	0
.0001	AETNA INC.	.95408	55-0712129	0	0		Coventry Health Care of West Virginia, Inc.	WV	IA	Aetna Health Holdings, LLC	Ownership	100.000	Aetna Inc.	N	0
.0001	AETNA INC.	.00000	62-1411933	0	0		Coventry HealthCare Management Corporation	DE	NIA	Aetna Health Holdings, LLC	Ownership	100.000	Aetna Inc.	N	0
.0001	AETNA INC.	.15827	47-4352768	0	0		Aetna HealthAssurance Pennsylvania, Inc.	PA	IA	Aetna Health Holdings, LLC	Ownership	100.000	Aetna Inc.	N	0
.0001	AETNA INC.	.95489	48-0840330	0	0		Coventry Health Care of Kansas, Inc.	KS	IA	Aetna Health Holdings, LLC	Ownership	100.000	Aetna Inc.	N	0
.0001	AETNA INC.	.16072	81-3370401	0	0		Aetna Better Health of Kansas Inc.	KS	IA	Aetna Health Holdings, LLC	Ownership	100.000	Aetna Inc.	N	0
.0001	AETNA INC.	.12193	20-1052897	0	0		Aetna Better Health of Michigan Inc.	MI	IA	Aetna Health Holdings, LLC	Ownership	100.000	Aetna Inc.	N	0
.0001	AETNA INC.	.95407	87-0345631	0	0		Aetna Health of Utah Inc.	UT	IA	Aetna Health Holdings, LLC	Ownership	100.000	Aetna Inc.	N	0
.0001	AETNA INC.	.00000	20-4416606	0	0		Aetna Better Health Inc.	TN	NIA	Aetna Health Holdings, LLC	Ownership	100.000	Aetna Inc.	N	0
.0001	AETNA INC.	.74160	37-1241037	0	0		Coventry Health Care of Illinois, Inc.	IL	IA	Aetna Health Holdings, LLC	Ownership	100.000	Aetna Inc.	N	0
.0001	AETNA INC.	.00000	20-8070994	0	0		Coventry Health Care National Accounts, Inc.	DE	NIA	Aetna Health Holdings, LLC	Ownership	100.000	Aetna Inc.	N	0
.0001	AETNA INC.	.00000	20-5185442	0	0		Coventry Health Care National Network, Inc.	DE	NIA	Aetna Health Holdings, LLC	Ownership	100.000	Aetna Inc.	N	0
.0001	AETNA INC.	.00000	26-1293772	0	0		Coventry Consumer Advantage, Inc.	DE	NIA	Aetna Health Holdings, LLC	Ownership	100.000	Aetna Inc.	N	0
.0001	AETNA INC.	.00000	20-8376354	0	0		Coventry Health Care Workers' Compensation, Inc.	DE	NIA	Aetna Health Holdings, LLC	Ownership	100.000	Aetna Inc.	N	0
.0001	AETNA INC.	.00000	20-4096903	0	0		First Script Network Service, Inc.	NV	NIA	Coventry Health Care Workers' Compensation, Inc.	Ownership	100.000	Aetna Inc.	N	0
.0001	AETNA INC.	.00000	06-1095987	0	0		MetraComp, Inc.	CT	NIA	Coventry Health Care Workers' Compensation, Inc.	Ownership	100.000	Aetna Inc.	N	0
.0001	AETNA INC.	.00000	74-2879984	0	0		Medical Examinations of New York, P.C.	NY	NIA	Coventry Health Care Workers' Compensation, Inc.	Ownership	100.000	Aetna Inc.	N	9
.0001	AETNA INC.	.00000	62-1266888	0	0		FOCUS Healthcare Management, Inc.	TN	NIA	Coventry Health Care Workers' Compensation, Inc.	Ownership	100.000	Aetna Inc.	N	0
.0001	AETNA INC.	.00000	87-0443226	0	0		Coventry Rehabilitation Services, Inc.	DE	NIA	Coventry Health Care Workers' Compensation, Inc.	Ownership	100.000	Aetna Inc.	N	0
.0001	AETNA INC.	.00000	20-1736437	0	0		First Health Group Corp.	DE	NIA	Aetna Health Holdings, LLC	Ownership	100.000	Aetna Inc.	N	0
.0001	AETNA INC.	.90328	38-2242132	0	0		First Health Life & Health Insurance Company	TX	IA	First Health Group Corp.	Ownership	100.000	Aetna Inc.	N	0
.0001	AETNA INC.	.00000	52-1320522	0	0		Claims Administration Corp.	MD	NIA	First Health Group Corp.	Ownership	100.000	Aetna Inc.	N	0
.0001	AETNA INC.	.00000	20-1130063	0	0		Florida Health Plan Administrators, LLC	FL	NIA	Aetna Health Holdings, LLC	Ownership	100.000	Aetna Inc.	N	0
.0001	AETNA INC.	.95114	65-0986441	0	0		Coventry Health Care of Florida, Inc.	FL	IA	Florida Health Plan Administrators, LLC	Ownership	100.000	Aetna Inc.	N	0
.0001	AETNA INC.	.95266	65-0453436	0	0		Coventry Health Plan of Florida, Inc.	FL	IA	Florida Health Plan Administrators, LLC	Ownership	100.000	Aetna Inc.	N	0
.0001	AETNA INC.	.00000	59-3750548	0	0		Carefree Insurance Services, Inc.	FL	NIA	Florida Health Plan Administrators, LLC	Ownership	100.000	Aetna Inc.	N	0
.0001	AETNA INC.	.00000	36-4391310	0	0		bswift LLC	DE	NIA	Aetna Health Holdings, LLC	Ownership	100.000	Aetna Inc.	N	0
.0001	AETNA INC.	.00000	Virtual Home Healthcare LLC	0	0		Virtual Home Healthcare LLC	ARE	NIA	Aetna Global Holdings Limited	Ownership	49.000	Aetna Inc.	N	19
.0001	AETNA INC.	.00000	26-1582982	0	0		MHNet Specialty Services, LLC	MD	NIA	Aetna Health Holdings, LLC	Ownership	100.000	Aetna Inc.	N	0
.0001	AETNA INC.	.00000	37-1448790	0	0		Mental Health Network of New York IPA, Inc.	NY	NIA	MHNet Specialty Services, LLC	Ownership	100.000	Aetna Inc.	N	0
.0001	AETNA INC.	.12509	20-2516317	0	0		MHNet Life and Health Insurance Company	TX	IA	MHNet Specialty Services, LLC	Ownership	100.000	Aetna Inc.	N	0
.0001	AETNA INC.	.00000	72-1106596	0	0		Mental Health Associates, Inc.	LA	NIA	MHNet Specialty Services, LLC	Ownership	100.000	Aetna Inc.	N	0
.0001	AETNA INC.	.00000	20-4276336	0	0		MHNet of Florida, Inc.	FL	IA	MHNet Specialty Services, LLC	Ownership	100.000	Aetna Inc.	N	0
.0001	AETNA INC.	.16242	81-5030233	0	0		Aetna Better Health of Washington, Inc.	WA	IA	Aetna Health Holdings, LLC	Ownership	100.000	Aetna Inc.	N	0
.0001	AETNA INC.	.00000	81-5212760	0	0		Banner Health and Aetna Health Insurance Holding Company LLC	DE	NIA	Aetna ACO Holdings, Inc.	Ownership	51.000	Aetna Inc.	N	12
.0001	AETNA INC.	.16058	81-5281115	0	0		Banner Health and Aetna Health Insurance Company	AZ	IA	Banner Health and Aetna Health Insurance Holding Company LLC	Ownership	100.000	Aetna Inc.	N	0
.0001	AETNA INC.	.16059	81-5290023	0	0		Banner Health and Aetna Health Plan Inc.	AZ	IA	Banner Health and Aetna Health Insurance Company	Ownership	100.000	Aetna Inc.	N	0

STATEMENT AS OF MARCH 31, 2018 OF THE Aetna Better Health Inc. (an Ohio corporation)

**SCHEDULE Y**  
**PART 1A - DETAIL OF INSURANCE HOLDING COMPANY SYSTEM**

1	2	3	4	5	6	7	8	9	10	11	12	13	14	15	16
Group Code	Group Name	NAIC Company Code	ID Number	Federal RSSD	CIK	Name of Securities Exchange if Publicly Traded (U.S. or International)	Names of Parent, Subsidiaries Or Affiliates	Domiciliary Location	Relationship to Reporting Entity	Directly Controlled by (Name of Entity/Person)	Type of Control (Ownership, Board, Management, Attorney-in-Fact, Influence, Other)	If Control is Ownership Provide Percentage	Ultimate Controlling Entity(ies)/Person(s)	Is an SCA Filing Required? (Y/N)	*
..0001	AETNA INC.	..00000	81-5112888	0	0		Allina Health and Aetna Health Insurance Holding Company LLC	..DE	..NIA	Aetna ACO Holdings, Inc.	Ownership	50.000	Aetna Inc.	..N	..13
..0001	AETNA INC.	..16194	82-2091197	0	0		Allina Health and Aetna Insurance Company Sutter Health and Aetna Insurance Holding Company LLC	..MN	..IA	Allina Health and Aetna Health Insurance Holding Company LLC	Ownership	100.000	Aetna Inc.	..N	..0
..0001	AETNA INC.	..00000	82-2171057	0	0		Sutter Health and Aetna Administrative Services LLC	..DE	..NIA	Aetna ACO Holdings, Inc.	Ownership	50.000	Aetna Inc.	..N	..14
..0001	AETNA INC.	..00000	82-2560624	0	0		Sutter Health and Aetna Insurance Holding Company LLC	..DE	..NIA	Sutter Health and Aetna Insurance Holding Company LLC	Ownership	100.000	Aetna Inc.	..N	..0
..0001	AETNA INC.	..00000	81-5290023	0	0		Sutter Health and Aetna Insurance Company Aetna Holdings (Thailand) Limited	..CA	..IA	Sutter Health and Aetna Insurance Holding Company LLC	Ownership	100.000	Aetna Inc.	..N	..0
..0001	AETNA INC.	..00000		0	0		Aetna Health Insurance (Thailand) Public Company Limited	..THA	..NIA	Aetna Global Holdings Limited	Ownership	49.000	Aetna Inc.	..N	..16
..0001	AETNA INC.	..00000		0	0		Aetna Health Insurance (Thailand) Public Company Limited	..THA	..NIA	Aetna Global Holdings Limited	Ownership	25.000	Aetna Inc.	..N	..17
..0001	AETNA INC.	..00000		0	0		Aetna Health Insurance (Thailand) Public Company Limited	..THA	..NIA	Minor Health Enterprise Co, Ltd.	Ownership	46.000	Aetna Inc.	..N	..17
..0001	AETNA INC.	..00000		0	0		Health Care Management Co. Ltd.	..THA	..NIA	Health Care Management Co. Ltd.	Ownership	28.000	Aetna Inc.	..N	..17
..0001	AETNA INC.	..00000		0	0		Minor Health Enterprise Co, Ltd.	..THA	..NIA	Aetna Global Holdings Limited	Ownership	49.000	Aetna Inc.	..N	..0
..0001	AETNA INC.	..00000		0	0		Minor Health Enterprise Co, Ltd.	..THA	..NIA	Aetna Global Holdings Limited	Ownership	25.000	Aetna Inc.	..N	..18
..0001	AETNA INC.	..00000		0	0		Health Care Management Co. Ltd.	..THA	..NIA	Aetna Holdings (Thailand) Limited	Ownership	75.000	Aetna Inc.	..N	..18
..0001	AETNA INC.	..00000		0	0		Aetna Global Benefits (Bahamas) Limited	..BHS	..NIA	Aetna Holdings (Thailand) Limited	Ownership	51.000	Aetna Inc.	..N	..0
..0001	AETNA INC.	..00000		0	0		Aetna Pharmacy Management Services LLC	..DE	..NIA	Aetna Global Benefits (Bermuda) Limited	Ownership	100.000	Aetna Inc.	..N	..0
..0001	AETNA INC.	..00000	82-333789	0	0		Aetna Better Health of North Carolina Inc.	..NC	..IA	Aetna Health Holdings, LLC	Ownership	100.000	Aetna Inc.	..N	..0
..0001	AETNA INC.	..00000		0	0		Tianjin An Hai Tai Hua Medical Information Technology Co., Ltd	..CHN	..NIA	Aetna Health Holdings, LLC	Ownership	100.000	Aetna Inc.	..N	..0
..0001	AETNA INC.	..00000		0	0			..CHN	..NIA	Aetna International Inc.	Ownership	50.000	Aetna Inc.	..N	..20

Asterisk	Explanation
1	Aetna Life Insurance Company, Aetna Health and Life Insurance Company and Aetna Health Management, LLC own substantially all of the non-managing membership interests.
2	Aetna Life Insurance Company owns the Class C participating shares.
3	Indian Health Organisation Private Limited is 0.019857% owned by Aetna Global Benefits (Asia Pacific) and 99.980143% owned by Aetna Global Benefits (Singapore) PTE. LTD.
4	Aetna ACO Holdings, Inc. is owned by Aetna Life Insurance Company (60.3%), Aetna Health Inc. (PA) (39.5%) and Aetna Health Holdings, LLC (0.2%).
5	Aetna Global Benefits (Bermuda) Limited owns 80% and 20% is owned by Suhatsyah Rivai, Aetna's Nominee.
6	Aetna Global Benefits (Bermuda) Limited owns 49% and 51% is owned by Euro Gulf LLC, Aetna's Nominee.
7	Aetna ACO Holdings Inc. owns 50% and 50% is owned by Innovation Health System Foundation, an unaffiliated company.
8	55% is owned by AUSHC Holdings, Inc. The remaining 45% is owned by thirteen different hospitals (non-affiliates) which are shareholders with varying degrees of ownership.
9	100% owned through Aetna's nominees.
10	Texas Health + Aetna Health Insurance Holding Company LLC is 50% owned by Aetna ACO Holdings Inc. and 50% by Texas Health Resources, an unaffiliated company.
11	Texas Health + Aetna Health Plan Inc. became a direct subsidiary of Texas Health + Aetna Health Insurance Company February 2017.
12	Banner Health and Aetna Health Insurance Holding Company LLC is 51% owned by Aetna ACO Holdings Inc. and 49% owned by Banner Health.
13	Allina Health and Aetna Insurance Holding Company LLC is 50% owned by Aetna ACO Holdings Inc. and 50% owned by Allina Health.
14	Sutter Health and Aetna Insurance Holding Company LLC is 50% owned by Aetna ACO Holdings Inc. and 50% owned by Sutter Health Plan Products Organization, LLC.
15	PT Asuransi Aetna Asia is 77% owned by Aetna International Inc. and 23% owned by PT Asuransi Central Asia.
16	Aetna Holdings (Thailand) Limited is 49% owned by Aetna Global Holdings Limited and 51% owned by Mr. Paiboon Sutantivorakoon
17	Aetna Health Insurance (Thailand) Public Company Limited is 46% owned by Minor Health Enterprise Co, Ltd.; 25% owned by Aetna Global Holdings Limited; and 28% owned by Health Care Management Co. Ltd. (Bermuda) and total 1% owned by Aetna Global Benefits Limited (1 Share); Mr. Sansanapongpherchar (1 Share); Mr. Jitphasong Itsaraphakded (1 Share); Mrs. Suphee Wattana (1 Share); and Mr. Buncha Tamphragom (1 Share)
18	Minor Health Enterprise Co, Ltd has 1 share owned by Aetna Global Benefits (Bermuda) Ltd
19	Virtual Home Health Care L.L.C. is also 51% owned by CBD Commercial Brokers LLC

STATEMENT AS OF MARCH 31, 2018 OF THE Aetna Better Health Inc. (an Ohio corporation)

Asterisk	Explanation
20 .....	Tianjin An Hai Tai Hua Medical Information Technology Co., Ltd is also 50% owned by Tianjin Hai Tai Group Co., Ltd .....

# SUPPLEMENTAL EXHIBITS AND SCHEDULES INTERROGATORIES

The following supplemental reports are required to be filed as part of your statement filing. However, in the event that your company does not transact the type of business for which the special report must be filed, your response of NO to the specific interrogatory will be accepted in lieu of filing a "NONE" report and a bar code will be printed below. If the supplement is required of your company but is not being filed for whatever reason enter SEE EXPLANATION and provide an explanation following the interrogatory questions.

	Response
1. Will the Medicare Part D Coverage Supplement be filed with the state of domicile and the NAIC with this statement? .....	NO

Explanation:

1. The data for this supplement is not required to be filed.

Bar Code:

1. Medicare Part D Coverage Supplement [Document Identifier 365]



**OVERFLOW PAGE FOR WRITE-INS**

**NONE**

**SCHEDULE A - VERIFICATION**

Real Estate

	1 Year to Date	2 Prior Year Ended December 31
1. Book/adjusted carrying value, December 31 of prior year .....		
2. Cost of acquired:		
2.1 Actual cost at time of acquisition .....		
2.2 Additional investment made after acquisition .....		
3. Current year change in encumbrances .....		
4. Total gain (loss) on disposals .....		
5. Deduct amounts received on disposals .....		
6. Total foreign exchange change in book/adjusted carrying value .....		
7. Deduct current year's other than temporary impairment recognized .....		
8. Deduct current year's depreciation .....		
9. Book/adjusted carrying value at the end of current period (Lines 1+2+3+4-5+6-7-8) .....		
10. Deduct total nonadmitted amounts .....		
11. Statement value at end of current period (Line 9 minus Line 10) .....		

**NONE****SCHEDULE B - VERIFICATION**

Mortgage Loans

	1 Year to Date	2 Prior Year Ended December 31
1. Book value/recorded investment excluding accrued interest, December 31 of prior year .....	7,820,816	0
2. Cost of acquired:		
2.1 Actual cost at time of acquisition .....	0	7,820,816
2.2 Additional investment made after acquisition .....	0	0
3. Capitalized deferred interest and other .....	0	0
4. Accrual of discount .....	0	0
5. Unrealized valuation increase (decrease) .....	0	0
6. Total gain (loss) on disposals .....	0	0
7. Deduct amounts received on disposals .....	189,112	0
8. Deduct amortization of premium and mortgage interest points and commitment fees .....	5,803	0
9. Total foreign exchange change in book value/recorded investment excluding accrued interest .....	0	0
10. Deduct current year's other than temporary impairment recognized .....	0	0
11. Book value/recorded investment excluding accrued interest at end of current period (Lines 1+2+3+4+5+6-7-8+9-10) .....	7,625,901	7,820,816
12. Total valuation allowance .....	0	0
13. Subtotal (Line 11 plus Line 12) .....	7,625,901	7,820,816
14. Deduct total nonadmitted amounts .....	0	0
15. Statement value at end of current period (Line 13 minus Line 14) .....	7,625,901	7,820,816

**SCHEDULE BA - VERIFICATION**

Other Long-Term Invested Assets

	1 Year to Date	2 Prior Year Ended December 31
1. Book/adjusted carrying value, December 31 of prior year .....		
2. Cost of acquired:		
2.1 Actual cost at time of acquisition .....		
2.2 Additional investment made after acquisition .....		
3. Capitalized deferred interest and other .....		
4. Accrual of discount .....		
5. Unrealized valuation increase (decrease) .....		
6. Total gain (loss) on disposals .....		
7. Deduct amounts received on disposals .....		
8. Deduct amortization of premium and depreciation .....		
9. Total foreign exchange change in book/adjusted carrying value .....		
10. Deduct current year's other than temporary impairment recognized .....		
11. Book/adjusted carrying value at end of current period (Lines 1+2+3+4+5+6-7-8+9-10) .....		
12. Deduct total nonadmitted amounts .....		
13. Statement value at end of current period (Line 11 minus Line 12) .....		

**NONE****SCHEDULE D - VERIFICATION**

Bonds and Stocks

	1 Year to Date	2 Prior Year Ended December 31
1. Book/adjusted carrying value of bonds and stocks, December 31 of prior year .....	187,242,936	252,141,796
2. Cost of bonds and stocks acquired .....	8,900,225	36,364,465
3. Accrual of discount .....	39,277	165,444
4. Unrealized valuation increase (decrease) .....	0	0
5. Total gain (loss) on disposals .....	(26,445)	589,752
6. Deduct consideration for bonds and stocks disposed of .....	7,559,596	98,742,997
7. Deduct amortization of premium .....	568,643	3,182,042
8. Total foreign exchange change in book/adjusted carrying value .....	0	0
9. Deduct current year's other than temporary impairment recognized .....	139,597	93,482
10. Total investment income recognized as a result of prepayment penalties and/or acceleration fees .....	0	0
11. Book/adjusted carrying value at end of current period (Lines 1+2+3+4+5-6-7+8-9+10) .....	187,888,157	187,242,936
12. Deduct total nonadmitted amounts .....	0	0
13. Statement value at end of current period (Line 11 minus Line 12) .....	187,888,157	187,242,936

STATEMENT AS OF MARCH 31, 2018 OF THE Aetna Better Health Inc. (an Ohio corporation)

**SCHEDULE D - PART 1B**

Showing the Acquisitions, Dispositions and Non-Trading Activity  
During the Current Quarter for all Bonds and Preferred Stock by NAIC Designation

NAIC Designation	1 Book/Adjusted Carrying Value Beginning of Current Quarter	2 Acquisitions During Current Quarter	3 Dispositions During Current Quarter	4 Non-Trading Activity During Current Quarter	5 Book/Adjusted Carrying Value End of First Quarter	6 Book/Adjusted Carrying Value End of Second Quarter	7 Book/Adjusted Carrying Value End of Third Quarter	8 Book/Adjusted Carrying Value December 31 Prior Year
<b>BONDS</b>								
1. NAIC 1 (a) .....	190,770,457	459,297,157	482,945,626	(491,253)	166,630,735	0	0	190,770,457
2. NAIC 2 (a) .....	35,020,286	4,395,760	1,000,000	(959,010)	37,457,036	0	0	35,020,286
3. NAIC 3 (a) .....	926,324	0	0	917,041	1,843,365	0	0	926,324
4. NAIC 4 (a) .....	0	0	0	0	0	0	0	0
5. NAIC 5 (a) .....	0	0	0	0	0	0	0	0
6. NAIC 6 (a) .....	0	0	0	0	0	0	0	0
7. Total Bonds	226,717,067	463,692,917	483,945,626	(533,222)	205,931,136	0	0	226,717,067
<b>PREFERRED STOCK</b>								
8. NAIC 1 .....	0	0	0	0	0	0	0	0
9. NAIC 2 .....	0	0	0	0	0	0	0	0
10. NAIC 3 .....	0	0	0	0	0	0	0	0
11. NAIC 4 .....	0	0	0	0	0	0	0	0
12. NAIC 5 .....	0	0	0	0	0	0	0	0
13. NAIC 6 .....	0	0	0	0	0	0	0	0
14. Total Preferred Stock	0	0	0	0	0	0	0	0
15. Total Bonds and Preferred Stock	226,717,067	463,692,917	483,945,626	(533,222)	205,931,136	0	0	226,717,067

(a) Book/Adjusted Carrying Value column for the end of the current reporting period includes the following amount of short-term and cash equivalent bonds by NAIC designation:

NAIC 1 \$ 18,042,980 ; NAIC 2 \$ 0 ; NAIC 3 \$ 0 ; NAIC 4 \$ 0 ; NAIC 5 \$ 0 ; NAIC 6 \$ 0

**SCHEDULE DA - PART 1**

Short-Term Investments

	1	2	3	4	5
	Book/Adjusted Carrying Value	Purchase Price	Actual Cost	Interest Collected Year-to-Date	Paid for Accrued Interest Year-to-Date
9199999 Totals					

**NONE**

**SCHEDULE DA - VERIFICATION**

Short-Term Investments

	1	2
	Year To Date	Prior Year Ended December 31
1. Book/adjusted carrying value, December 31 of prior year .....	0	1,877
2. Cost of short-term investments acquired .....	0	274,139
3. Accrual of discount .....	0	0
4. Unrealized valuation increase (decrease) .....	0	0
5. Total gain (loss) on disposals .....	0	0
6. Deduct consideration received on disposals .....	0	276,016
7. Deduct amortization of premium .....	0	0
8. Total foreign exchange change in book/adjusted carrying value .....	0	0
9. Deduct current year's other than temporary impairment recognized .....	0	0
10. Book/adjusted carrying value at end of current period (Lines 1+2+3+4+5-6-7+8-9) .....	0	0
11. Deduct total nonadmitted amounts .....	0	0
12. Statement value at end of current period (Line 10 minus Line 11)	0	0

Schedule DB - Part A - Verification - Options, Caps, Floors, Collars, Swaps and Forwards

**NONE**

Schedule DB - Part B - Verification - Futures Contracts

**NONE**

Schedule DB - Part C - Section 1 - Replication (Synthetic Asset) Transactions (RSATs) Open

**NONE**

Schedule DB-Part C-Section 2-Reconciliation of Replication (Synthetic Asset) Transactions Open

**NONE**

Schedule DB - Verification - Book/Adjusted Carrying Value, Fair Value and Potential Exposure of  
Derivatives

**NONE**

**SCHEDULE E - PART 2 - VERIFICATION**

(Cash Equivalents)

	1	2
	Year To Date	Prior Year Ended December 31
1. Book/adjusted carrying value, December 31 of prior year .....	39,475,683	3,564,742
2. Cost of cash equivalents acquired .....	455,039,606	1,603,842,320
3. Accrual of discount .....	135,741	297,135
4. Unrealized valuation increase (decrease) .....	0	0
5. Total gain (loss) on disposals .....	19	(594)
6. Deduct consideration received on disposals .....	476,606,711	1,568,227,920
7. Deduct amortization of premium .....	0	0
8. Total foreign exchange change in book/adjusted carrying value .....	0	0
9. Deduct current year's other than temporary impairment recognized .....	0	0
10. Book/adjusted carrying value at end of current period (Lines 1+2+3+4+5-6-7+8-9) .....	18,044,338	39,475,683
11. Deduct total nonadmitted amounts .....	0	0
12. Statement value at end of current period (Line 10 minus Line 11)	18,044,338	39,475,683

Schedule A - Part 2 - Real Estate Acquired and Additions Made

**NONE**

Schedule A - Part 3 - Real Estate Disposed

**NONE**

STATEMENT AS OF MARCH 31, 2018 OF THE Aetna Better Health Inc. (an Ohio corporation)

**SCHEDULE B - PART 2**

Showing All Mortgage Loans ACQUIRED AND ADDITIONS MADE During the Current Quarter

1 Loan Number	2 Location		4 Loan Type	5 Date Acquired	6 Rate of Interest	7 Actual Cost at Time of Acquisition	8 Additional Investment Made After Acquisition	9 Value of Land and Buildings
	3 City	3 State						
<b>NONE</b>								
3399999 - Totals								

**SCHEDULE B - PART 3**

Showing All Mortgage Loans DISPOSED, Transferred or Repaid During the Current Quarter

1 Loan Number	2 Location		4 Loan Type	5 Date Acquired	6 Disposal Date	7 Book Value/Recorded Investment Excluding Accrued Interest Prior Year	8 Change in Book Value/Recorded Investment					14 Book Value/Recorded Investment Excluding Accrued Interest on Disposal	15 Consid-eration	16 Foreign Exchange Gain (Loss) on Disposal	17 Realized Gain (Loss) on Disposal	18 Total Gain (Loss) on Disposal	
	3 City	3 State					8 Unrealized Valuation Increase (Decrease)	9 Current Year's (Amortization) /Accretion	10 Current Year's Other Than Temporary Impairment Recognized	11 Capitalized Deferred Interest and Other	12 Total Change in Book Value (8+9-10+11)						13 Total Foreign Exchange Change in Book Value
2004284	FORT WORTH	TX		12/18/2017		3,892,361	0	(5,793)	0	0	(5,793)	0	0	115,259	0	0	0
2004354	SAN ANTONIO	TX		12/18/2017		3,928,455	0	(9)	0	0	(9)	0	0	73,853	0	0	0
0299999. Mortgages with partial repayments						7,820,816	0	(5,802)	0	0	(5,802)	0	0	189,112	0	0	0
0599999 - Totals						7,820,816	0	(5,802)	0	0	(5,802)	0	0	189,112	0	0	0

STATEMENT AS OF MARCH 31, 2018 OF THE Aetna Better Health Inc. (an Ohio corporation)

**SCHEDULE BA - PART 2**

Showing Other Long-Term Invested Assets ACQUIRED AND ADDITIONS MADE During the Current Quarter

1 CUSIP Identification	2 Name or Description	3 Location		5 Name of Vendor or General Partner	6 NAIC Designation	7 Date Originally Acquired	8 Type and Strategy	9 Actual Cost at Time of Acquisition	10 Additional Investment Made After Acquisition	11 Amount of Encumbrances	12 Commitment for Additional Investment	13 Percentage of Ownership
		City	State									
4499999. Total - Unaffiliated								0	0	0	0	XXX
4599999. Total - Affiliated								0	0	0	0	XXX
4699999 - Totals								0	0	0	0	XXX

**SCHEDULE BA - PART 3**

Showing Other Long-Term Invested Assets DISPOSED, Transferred or Repaid During the Current Quarter

1 CUSIP Identification	2 Name or Description	3 Location		5 Name of Purchaser or Nature of Disposal	6 Date Originally Acquired	7 Disposal Date	8 Book/ Adjusted Carrying Value Less Encum- brances, Prior Year	9 Change in Book/Adjusted Carrying Value						15 Book/ Adjusted Carrying Value Less Encum- brances on Disposal	16 Consid- eration	17 Foreign Exchange Gain (Loss) on Disposal	18 Realized Gain (Loss) on Disposal	19 Total Gain (Loss) on Disposal	20 Invest- ment Income
		City	State					9 Unrealized Valuation Increase (De- crease)	10 Current Year's (Depre- ciation) or (Amorti- zation)/ Accretion	11 Current Year's Other Than Temporary Impair- ment Recogn- ized	12 Capital- ized Deferred Interest and Other	13 Total Change in Book/ Adjusted Carrying Value (9+10- 11+12)	14 Total Foreign Exchange Change in Book/ Adjusted Carrying Value						
<b>NONE</b>																			
4699999 - Totals																			

E03

STATEMENT AS OF MARCH 31, 2018 OF THE Aetna Better Health Inc. (an Ohio corporation)

**SCHEDULE D - PART 3**

Show All Long-Term Bonds and Stock Acquired During the Current Quarter

1 CUSIP Identification	2 Description	3 Foreign	4 Date Acquired	5 Name of Vendor	6 Number of Shares of Stock	7 Actual Cost	8 Par Value	9 Paid for Accrued Interest and Dividends	10 NAIC Desig- nation or Market Indicator (a)
452152-U7-4	ILLINOIS STATE SER B 5.000% 12/01/19		.01/03/2018	MERRILL LYNCH-MUNI		1,914,140	1,850,000	5,653	2FE
<b>1799999. Subtotal - Bonds - U.S. States, Territories and Possessions</b>						1,914,140	1,850,000	5,653	XXX
00912X-BA-1	ATR LEASE CORP SR UNSECURED 3.250% 03/01/25		.01/08/2018	CHASE SECURITIES		987,170	1,000,000	.0	2FE
22822V-AJ-0	CROWN CASTLE INTL CORP SR UNSECURED 3.150% 07/15/23		.01/09/2018	CITIGROUP		1,494,450	1,500,000	.0	2FE
59156R-BH-0	METLIFE INC SR UNSECURED 3.600% 04/10/24		.03/07/2018	MITSUBISHI		1,504,605	1,500,000	22,350	1FE
86562M-AX-8	SUMITOMO MITSUI FINL GRP SR UNSECURED 3.102% 01/17/23	D.	.01/09/2018	Sumitomo Mitsui Financial Grp		2,000,000	2,000,000	.0	1FE
88032W-AE-6	TENCENT HOLDINGS LTD SR UNSECURED 2.985% 01/19/23	D.	.01/11/2018	BANC AMERICA		999,860	1,000,000	.0	1FE
<b>3899999. Subtotal - Bonds - Industrial and Miscellaneous (Unaffiliated)</b>						6,986,085	7,000,000	22,350	XXX
<b>8399997. Total - Bonds - Part 3</b>						8,900,225	8,850,000	28,003	XXX
<b>8399998. Total - Bonds - Part 5</b>						XXX	XXX	XXX	XXX
<b>8399999. Total - Bonds</b>						8,900,225	8,850,000	28,003	XXX
<b>8999997. Total - Preferred Stocks - Part 3</b>						0	XXX	0	XXX
<b>8999998. Total - Preferred Stocks - Part 5</b>						XXX	XXX	XXX	XXX
<b>8999999. Total - Preferred Stocks</b>						0	XXX	0	XXX
<b>9799997. Total - Common Stocks - Part 3</b>						0	XXX	0	XXX
<b>9799998. Total - Common Stocks - Part 5</b>						XXX	XXX	XXX	XXX
<b>9799999. Total - Common Stocks</b>						0	XXX	0	XXX
<b>9899999. Total - Preferred and Common Stocks</b>						0	XXX	0	XXX
<b>9999999 - Totals</b>						8,900,225	XXX	28,003	XXX

(a) For all common stock bearing the NAIC market indicator "U" provide: the number of such issues .....0

STATEMENT AS OF MARCH 31, 2018 OF THE Aetna Better Health Inc. (an Ohio corporation)

**SCHEDULE D - PART 4**

Show All Long-Term Bonds and Stock Sold, Redeemed or Otherwise Disposed of During the Current Quarter

1	2	3	4	5	6	7	8	9	10	Change In Book/Adjusted Carrying Value					16	17	18	19	20	21	22	
										11	12	13	14	15								
CUSIP Identification	Description	Foreign	Disposal Date	Name of Purchaser	Number of Shares of Stock	Consideration	Par Value	Actual Cost	Prior Year Book/Adjusted Carrying Value	Unrealized Valuation Increase/(Decrease)	Current Year's (Amortization)/Accretion	Current Year's Other Than Temporary Impairment Recognized	Total Change in Book/Adjusted Carrying Value (11 + 12 - 13)	Total Foreign Exchange Change in Book /Adjusted Carrying Value	Book/Adjusted Carrying Value at Disposal Date	Foreign Exchange Gain (Loss) on Disposal	Realized Gain (Loss) on Disposal	Total Gain (Loss) on Disposal	Bond Interest/Stock Dividends Received During Year	Stated Contractual Maturity Date	NAIC Designation or Market Indicator (a)	
29270C-V8-5	ENERGY NORTHWEST WASH ELEC REV REF PROJ 3 SER A 5.000% 07/01/25		03/16/2018	JPM-CHASE		2,354,140	2,000,000	2,422,840	2,391,225	0	(10,640)	0	(10,640)	0	2,380,585	0	(26,445)	(26,445)	71,944	07/01/2025	1FE	
3138E0-GL-0	FED NATL MTGE ASSN POOL NO AL7402 3.000% 09/01/30		03/01/2018	Paydown		150,873	150,873	156,366	155,588	0	(4,715)	0	(4,715)	0	150,873	0	0	0	752	09/01/2030	1	
3138WJ-X2-9	Fannie Mae Pool NO AS8796 3.000% 02/01/47		03/01/2018	Paydown		54,583	54,583	54,408	54,409	0	174	0	174	0	54,583	0	0	0	273	02/01/2047	1	
319999	Subtotal - Bonds - U.S. Special Revenues					2,559,596	2,205,456	2,633,614	2,601,222	0	(15,181)	0	(15,181)	0	2,586,041	0	(26,445)	(26,445)	72,969	XXX	XXX	
166764-AV-2	CHEVRON CORP SR UNSECURED 1.365% 03/02/18		03/02/2018	Maturity		2,000,000	2,000,000	2,000,000	2,000,000	0	0	0	0	0	2,000,000	0	0	0	13,650	03/02/2018	1FE	
94988J-5A-1	WELLS FARGO BANK NA SR UNSECURED 1.650% 01/22/18		01/22/2018	Maturity		2,000,000	2,000,000	1,999,420	1,999,968	0	32	0	32	0	2,000,000	0	0	0	16,500	01/22/2018	1FE	
00507U-AM-3	ALLERGAN FUNDING SCS SR UNSECURED 2.350% 03/12/18	D	03/12/2018	Maturity		1,000,000	1,000,000	999,510	999,934	0	66	0	66	0	1,000,000	0	0	0	11,750	03/12/2018	2FE	
389999	Subtotal - Bonds - Industrial and Miscellaneous (Unaffiliated)					5,000,000	5,000,000	4,998,930	4,999,902	0	98	0	98	0	5,000,000	0	0	0	41,900	XXX	XXX	
8399997	Total - Bonds - Part 4					7,559,596	7,205,456	7,632,544	7,601,124	0	(15,083)	0	(15,083)	0	7,586,041	0	(26,445)	(26,445)	114,869	XXX	XXX	
8399998	Total - Bonds - Part 5					XXX	XXX	XXX	XXX	XXX	XXX	XXX	XXX	XXX	XXX	XXX	XXX	XXX	XXX	XXX	XXX	XXX
8399999	Total - Bonds					7,559,596	7,205,456	7,632,544	7,601,124	0	(15,083)	0	(15,083)	0	7,586,041	0	(26,445)	(26,445)	114,869	XXX	XXX	
8999997	Total - Preferred Stocks - Part 4					0	XXX	0	0	0	0	0	0	0	0	0	0	0	0	0	XXX	XXX
8999998	Total - Preferred Stocks - Part 5					XXX	XXX	XXX	XXX	XXX	XXX	XXX	XXX	XXX	XXX	XXX	XXX	XXX	XXX	XXX	XXX	XXX
8999999	Total - Preferred Stocks					0	XXX	0	0	0	0	0	0	0	0	0	0	0	0	0	XXX	XXX
9799997	Total - Common Stocks - Part 4					0	XXX	0	0	0	0	0	0	0	0	0	0	0	0	0	XXX	XXX
9799998	Total - Common Stocks - Part 5					XXX	XXX	XXX	XXX	XXX	XXX	XXX	XXX	XXX	XXX	XXX	XXX	XXX	XXX	XXX	XXX	XXX
9799999	Total - Common Stocks					0	XXX	0	0	0	0	0	0	0	0	0	0	0	0	0	XXX	XXX
9899999	Total - Preferred and Common Stocks					0	XXX	0	0	0	0	0	0	0	0	0	0	0	0	0	XXX	XXX
9999999	Totals					7,559,596	XXX	7,632,544	7,601,124	0	(15,083)	0	(15,083)	0	7,586,041	0	(26,445)	(26,445)	114,869	XXX	XXX	

(a) For all common stock bearing the NAIC market indicator "U" provide: the number of such issues.....0

Schedule DB - Part A - Section 1 - Options, Caps, Floors, Collars, Swaps and Forwards Open

**NONE**

Schedule DB - Part B - Section 1 - Futures Contracts Open

**NONE**

Schedule DB - Part B - Section 1B - Brokers with whom cash deposits have been made

**NONE**

Schedule DB - Part D - Section 1 - Counterparty Exposure for Derivative Instruments Open

**NONE**

Schedule DB - Part D-Section 2 - Collateral for Derivative Instruments Open - Pledged By

**NONE**

Schedule DB - Part D-Section 2 - Collateral for Derivative Instruments Open - Pledged To

**NONE**

Schedule DL - Part 1 - Reinvested Collateral Assets Owned

**NONE**

Schedule DL - Part 2 - Reinvested Collateral Assets Owned

**NONE**



STATEMENT AS OF MARCH 31, 2018 OF THE Aetna Better Health Inc. (an Ohio corporation)

**SCHEDULE E - PART 2 - CASH EQUIVALENTS**

Show Investments Owned End of Current Quarter

1 CUSIP	2 Description	3 Code	4 Date Acquired	5 Rate of Interest	6 Maturity Date	7 Book/Adjusted Carrying Value	8 Amount of Interest Due and Accrued	9 Amount Received During Year
0599999	Total - U.S. Government Bonds					0	0	0
1099999	Total - All Other Government Bonds					0	0	0
1799999	Total - U.S. States, Territories and Possessions Bonds					0	0	0
2499999	Total - U.S. Political Subdivisions Bonds					0	0	0
3199999	Total - U.S. Special Revenues Bonds					0	0	0
	AUTOZONE INC 4-2 CP		.03/20/2018	2.250	.04/03/2018	.904,887	.0	.679
	BEMIS CO CP 4(2) 144A		.03/28/2018	2.380	.04/10/2018	.837,501	.0	.221
	BOSTON SCIENTIFIC CP (4)2 144A		.03/27/2018	2.520	.04/09/2018	2,224,753	.0	.779
	HP ENTERPRISE CORP CP 4(2) 144A		.03/26/2018	2.400	.04/20/2018	9,076,484	.0	3,631
	SOUTHERN POWER CO CP 4(2) 144A		.03/26/2018	2.320	.04/03/2018	4,999,354	.0	1,933
3299999	Subtotal - Bonds - Industrial and Miscellaneous (Unaffiliated) - Issuer Obligations					18,042,979	0	7,243
3899999	Total - Industrial and Miscellaneous (Unaffiliated) Bonds					18,042,979	0	7,243
4899999	Total - Hybrid Securities					0	0	0
5599999	Total - Parent, Subsidiaries and Affiliates Bonds					0	0	0
6099999	Subtotal - SVO Identified Funds					0	0	0
7799999	Total - Issuer Obligations					18,042,979	0	7,243
7899999	Total - Residential Mortgage-Backed Securities					0	0	0
7999999	Total - Commercial Mortgage-Backed Securities					0	0	0
8099999	Total - Other Loan-Backed and Structured Securities					0	0	0
8199999	Total - SVO Identified Funds					0	0	0
8399999	Total Bonds					18,042,979	0	7,243
60934N-50-0	FEDERATED INVESTORS INC TREASURY OBLIGATION FUND		.03/27/2018	0.000	XXX	1,359	.2	.12
8599999	Subtotal - Exempt Money Market Mutual Funds - as Identified by the SVO					1,359	2	12
8899999	Total Cash Equivalents					18,044,338	2	7,255