



ANNUAL STATEMENT
For the Year Ended December 31, 2017
of the Condition and Affairs of the
NATIONWIDE LIFE AND ANNUITY INSURANCE
COMPANY

NAIC Group Code..... 0140, 0140
(Current Period) (Prior Period)
Organized under the Laws of OH
Incorporated/Organized..... February 9, 1981
Statutory Home Office
Main Administrative Office
Mail Address
Primary Location of Books and Records
Internet Web Site Address
Statutory Statement Contact

NAIC Company Code..... 92657
State of Domicile or Port of Entry OH
Commenced Business..... May 6, 1981
ONE WEST NATIONWIDE BLVD..... COLUMBUS OH US 43215-2220
(Street and Number) (City or Town, State, Country and Zip Code)
ONE WEST NATIONWIDE BLVD..... COLUMBUS OH US..... 43215-2220 800-882-2822
(Street and Number) (City or Town, State, Country and Zip Code) (Area Code) (Telephone Number)
ONE WEST NATIONWIDE BLVD., 1-04-701..... COLUMBUS OH US 43215-2220
(Street and Number or P. O. Box) (City or Town, State, Country and Zip Code)
ONE WEST NATIONWIDE BLVD., 1-04-701..... COLUMBUS OH ... US ... 43215-2220 800-882-2822
(Street and Number) (City or Town, State, Country and Zip Code) (Area Code) (Telephone Number)
WWW.NATIONWIDE.COM
RONALD S. PORTER
(Name)
STATACCT@NATIONWIDE.COM
(E-Mail Address)
614-249-1545
(Area Code) (Telephone Number) (Extension)
877-669-5908
(Fax Number)

OFFICERS

Name	Title	Name	Title
1. KIRT ALAN WALKER	PRESIDENT & COO	2. ROBERT WILLIAM HORNER III	VP & SECRETARY
3. DAVID PATRICK LAPAUL	SVP & TREASURER	4. STEVEN ANDREW GINNAN	VP-NW FIN SERV CHIEF ACTUARY

OTHER

TINA SUTTON AMBROZY	SVP-NF SALES & DIST	ANN SCHUELER BAIR #	SVP-CHIEF DIGITAL OFFC
PAMELA ANN BIESECKER	SVP-HEAD OF TAXATION	MICHAEL ALOYSIUS BOYD	SVP-ENTERPRISE BRAND MARKT
JOHN LAUGHLIN CARTER	SVP-NW RET PLANS	RAE ANN DANKOVIC	SVP-NW FIN SERV LEG
TIMOTHY GERARD FROMMEYER	SVP-CFO	PETER ANTHONY GOLATO	SVP-NW FIN NETWORK
HARRY HANSEN HALLOWELL	SVP	ERIC SHAWN HENDERSON	SVP-IND PRODUCTS & SOL
TIFFANIE J HIIBNER	SVP-MARKT SERV	TERRI LYNN HILL	SVP-PRES, NW GROWTH SOL
MICHAEL CRAIG KELLER	EXEC VP-CHIEF INFO OFFC	GALE VERDELL KING	EXEC VP-CHIEF ADMIN OFFC
JENNIFER BOYD MACKENZIE	SVP-MARKT NW FIN	STEVEN CHARLES POWER	SVP-NW FIN SERV SOL & SPT SERV
RONDAL LEROY RANSOM	SVP-INT RELAT STRATEGIES	SANDRA LYNN RICH	SVP
MICHAEL ANTHONY RICHARDSON	SVP-CIO NFS	MICHAEL SCOTT SPANGLER	SVP-INVEST MANAG GRP
MARK RAYMOND THRESHER	EXEC VP		

DIRECTORS OR TRUSTEES

JOHN LAUGHLIN CARTER	TIMOTHY GERARD FROMMEYER	ERIC SHAWN HENDERSON	STEPHEN SCOTT RASMUSSEN
MARK RAYMOND THRESHER	KIRT ALAN WALKER		

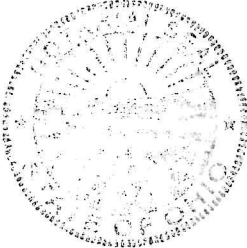
State of..... OHIO
County of..... FRANKLIN

The officers of this reporting entity being duly sworn, each depose and say that they are the described officers of said reporting entity, and that on the reporting period stated above, all of the herein described assets were the absolute property of the said reporting entity, free and clear from any liens or claims thereon, except as herein stated, and that this statement, together with related exhibits, schedules and explanations therein contained, annexed or referred to, is a full and true statement of all the assets and liabilities and of the condition and affairs of the said reporting entity as of the reporting period stated above, and of its income and deductions therefrom for the period ended, and have been completed in accordance with the NAIC Annual Statement Instructions and Accounting Practices and Procedures manual except to the extent that: (1) state law may differ; or, (2) that state rules or regulations require differences in reporting not related to accounting practices and procedures, according to the best of their information, knowledge and belief, respectively. Furthermore, the scope of this attestation by the described officers also includes the related corresponding electronic filing with the NAIC, when required, that is an exact copy (except for formatting differences due to electronic filing) of the enclosed statement. The electronic filing may be requested by various regulators in lieu of or in addition to the enclosed statement.

(Signature)	(Signature)	(Signature)
KIRT ALAN WALKER	ROBERT WILLIAM HORNER III	DAVID PATRICK LAPAUL
1. (Printed Name)	2. (Printed Name)	3. (Printed Name)
PRESIDENT & COO	VP & SECRETARY	SVP & TREASURER
(Title)	(Title)	(Title)

Subscribed and sworn to before me
This 1 day of Feb 2018

a. Is this an original filing? Yes [X] No []
b. If no
1. State the amendment number
2. Date filed
3. Number of pages attached



Norma J. Perkins
Notary Public, State of Ohio
My Commission Expires
April 22, 2020



DIRECT BUSINESS IN Other Alien # 1 DURING THE YEAR
NAIC Group Code.....0140 NAIC Company Code.....92657

LIFE INSURANCE

	1	2	3	4	5
	Ordinary	Credit Life (Group and Individual)	Group	Industrial	Total
DIRECT PREMIUMS AND ANNUITY CONSIDERATIONS					
1. Life insurance.....	650,756				650,756
2. Annuity considerations.....					0
3. Deposit-type contract funds.....		XXX		XXX	0
4. Other considerations.....					0
5. Totals (Sum of Lines 1 to 4).....	650,756	0	0	0	650,756
DIRECT DIVIDENDS TO POLICYHOLDERS					
Life insurance:					
6.1 Paid in cash or left on deposit.....					0
6.2 Applied to pay renewal premiums.....	84				84
6.3 Applied to provide paid-up additions or shorten the endowment or premium-paying period.....	7,208				7,208
6.4 Other.....					0
6.5 Totals (Sum of Lines 6.1 to 6.4).....	7,292	0	0	0	7,292
Annuities:					
7.1 Paid in cash or left on deposit.....					0
7.2 Applied to provide paid-up annuities.....					0
7.3 Other.....					0
7.4 Totals (Sum of Lines 7.1 to 7.3).....	0	0	0	0	0
8. Grand Totals (Lines 6.5 + 7.4).....	7,292	0	0	0	7,292
DIRECT CLAIMS AND BENEFITS PAID					
9. Death benefits.....					0
10. Matured endowments.....					0
11. Annuity benefits.....	287,501				287,501
12. Surrender values and withdrawals for life contracts.....	4,738				4,738
13. Aggregate write-ins for miscellaneous direct claims and benefits paid.....	0	0	0	0	0
14. All other benefits, except accident and health.....	9,129				9,129
15. Totals.....	301,368	0	0	0	301,368

DETAILS OF WRITE-INS					
1301.					0
1302.					0
1303.					0
1398. Summary of remaining write-ins for Line 13 from overflow page.....	0	0	0	0	0
1399. Total (Lines 1301 through 1303 plus 1398)(Line 13 above).....	0	0	0	0	0

	Ordinary		Credit Life (Group and Individual)		Group		Industrial		Total	
	1	2	3	4	5	6	7	8	9	10
	No.	Amount	No. of Ind. Pols. & Gr. Certifs.	Amount	No. of Certifs.	Amount	No.	Amount	No.	Amount
DIRECT DEATH BENEFITS AND MATURED ENDOWMENTS INCURRED										
16. Unpaid December 31, prior year.....									0	0
17. Incurred during current year.....									0	0
Settled during current year:										
18.1 By payment in full.....									0	0
18.2 By payment on compromised claims.....									0	0
18.3 Totals paid.....	0	0	0	0	0	0	0	0	0	0
18.4 Reduction by compromise.....									0	0
18.5 Amount rejected.....									0	0
18.6 Total settlements.....	0	0	0	0	0	0	0	0	0	0
19. Unpaid Dec. 31, current year (Lines 16 + 17 - 18.6).....	0	0	0	0	0	0	0	0	0	0
POLICY EXHIBIT					No. of Pol.					
20. In force December 31, prior year.....				(a).....					0	0
21. Issued during year.....	1	250,000							1	250,000
22. Other changes to in force (Net).....	3	1,139,000							3	1,139,000
23. In force December 31 of current year.....	4	1,389,000	0	(a).....0	0	0	0	0	4	1,389,000

(a) Includes Individual Credit Life Insurance, prior year \$.....0 current year \$.....0.
Includes Group Credit Life Insurance Loans less than or equal to 60 months at issue, prior year \$.....0 current year \$.....0.
Loans greater than 60 months at issue BUT NOT GREATER THAN 120 MONTHS, prior year \$.....0 current year \$.....0.

ACCIDENT AND HEALTH INSURANCE

	1	2	3	4	5
	Direct Premiums	Direct Premiums Earned	Dividends Paid Or Credited on Direct Business	Direct Losses Paid	Direct Losses Incurred
24. Group policies (b).....					
24.1 Federal Employee Health Benefits Plan premium (b).....					
24.2 Credit (group and individual).....					
24.3 Collectively renewable policies (b).....					
24.4 Medicare Title XVIII exempt from state taxes or fees.....					
Other Individual Policies:					
25.1 Non-cancelable (b).....					
25.2 Guaranteed renewable (b).....					
25.3 Non-renewable for stated reasons only (b).....					
25.4 Other accident only.....					
25.5 All other (b).....					
25.6 Totals (Sum of Lines 25.1 to 25.5).....	0	0	0	0	0
26. Totals (Lines 24 + 24.1 + 24.2 + 24.3 + 24.4 + 25.6).....	0	0	0	0	0

(b) For health business on indicated lines report: Number of persons insured under PPO managed products.....0 and number of persons insured under indemnity only products.....0.



DIRECT BUSINESS IN Other Alien # 2 DURING THE YEAR
NAIC Group Code....0140 NAIC Company Code....92657

LIFE INSURANCE

	1	2	3	4	5
	Ordinary	Credit Life (Group and Individual)	Group	Industrial	Total
DIRECT PREMIUMS AND ANNUITY CONSIDERATIONS					
1. Life insurance.....					0
2. Annuity considerations.....					0
3. Deposit-type contract funds.....		XXX		XXX	0
4. Other considerations.....					0
5. Totals (Sum of Lines 1 to 4).....	0	0	0	0	0
DIRECT DIVIDENDS TO POLICYHOLDERS					
Life insurance:					
6.1 Paid in cash or left on deposit.....					0
6.2 Applied to pay renewal premiums.....					0
6.3 Applied to provide paid-up additions or shorten the endowment or premium-paying period.....					0
6.4 Other.....					0
6.5 Totals (Sum of Lines 6.1 to 6.4).....	0	0	0	0	0
Annuities:					
7.1 Paid in cash or left on deposit.....					0
7.2 Applied to provide paid-up annuities.....					0
7.3 Other.....					0
7.4 Totals (Sum of Lines 7.1 to 7.3).....	0	0	0	0	0
8. Grand Totals (Lines 6.5 + 7.4).....	0	0	0	0	0
DIRECT CLAIMS AND BENEFITS PAID					
9. Death benefits.....					0
10. Matured endowments.....					0
11. Annuity benefits.....					0
12. Surrender values and withdrawals for life contracts.....					0
13. Aggregate write-ins for miscellaneous direct claims and benefits paid.....	0	0	0	0	0
14. All other benefits, except accident and health.....					0
15. Totals.....	0	0	0	0	0

NONE

DETAILS OF WRITE-INS					
1301.					0
1302.					0
1303.					0
1398. Summary of remaining write-ins for Line 13 from overflow page.....	0	0	0	0	0
1399. Total (Lines 1301 through 1303 plus 1398)(Line 13 above).....	0	0	0	0	0

	Ordinary		Credit Life (Group and Individual)		Group		Industrial		Total	
	1	2	3	4	5	6	7	8	9	10
	No.	Amount	No. of Ind. Pols. & Gr. Certifs.	Amount	No. of Certifs.	Amount	No.	Amount	No.	Amount
DIRECT DEATH BENEFITS AND MATURED ENDOWMENTS INCURRED										
16. Unpaid December 31, prior year.....									0	0
17. Incurred during current year.....									0	0
Settled during current year:										
18.1 By payment in full.....									0	0
18.2 By payment on compromised claims.....									0	0
18.3 Totals paid.....	0	0		0	0	0	0	0	0	0
18.4 Reduction by compromise.....									0	0
18.5 Amount rejected.....									0	0
18.6 Total settlements.....	0	0	0	0	0	0	0	0	0	0
19. Unpaid Dec. 31, current year (Lines 16 + 17 - 18.6).....	0	0	0	0	0	0	0	0	0	0
POLICY EXHIBIT					No. of Pol.					
20. In force December 31, prior year.....				(a).....					0	0
21. Issued during year.....									0	0
22. Other changes to in force (Net).....									0	0
23. In force December 31 of current year.....	0	0	0	(a).....0	0	0	0	0	0	0

NONE

(a) Includes Individual Credit Life Insurance, prior year \$.....0 current year \$.....0.
Includes Group Credit Life Insurance Loans less than or equal to 60 months at issue, prior year \$.....0 current year \$.....0.
Loans greater than 60 months at issue BUT NOT GREATER THAN 120 MONTHS, prior year \$.....0 current year \$.....0.

ACCIDENT AND HEALTH INSURANCE

	1	2	3	4	5
	Direct Premiums	Direct Premiums Earned	Dividends Paid Or Credited on Direct Business	Direct Losses Paid	Direct Losses Incurred
24. Group policies (b).....					
24.1 Federal Employee Health Benefits Plan premium (b).....					
24.2 Credit (group and individual).....					
24.3 Collectively renewable policies (b).....					
24.4 Medicare Title XVIII exempt from state taxes or fees.....					
Other Individual Policies:					
25.1 Non-cancelable (b).....					
25.2 Guaranteed renewable (b).....					
25.3 Non-renewable for stated reasons only (b).....					
25.4 Other accident only.....					
25.5 All other (b).....					
25.6 Totals (Sum of Lines 25.1 to 25.5).....	0	0	0	0	0
26. Totals (Lines 24 + 24.1 + 24.2 + 24.3 + 24.4 + 25.6).....	0	0	0	0	0

NONE

(b) For health business on indicated lines report: Number of persons insured under PPO managed products.....0 and number of persons insured under indemnity only products.....0.



DIRECT BUSINESS IN Other Alien # 3 DURING THE YEAR
NAIC Group Code....0140 NAIC Company Code....92657

LIFE INSURANCE

	1	2	3	4	5
	Ordinary	Credit Life (Group and Individual)	Group	Industrial	Total
DIRECT PREMIUMS AND ANNUITY CONSIDERATIONS					
1. Life insurance.....					0
2. Annuity considerations.....					0
3. Deposit-type contract funds.....		XXX		XXX	0
4. Other considerations.....					0
5. Totals (Sum of Lines 1 to 4).....	0	0	0	0	0
DIRECT DIVIDENDS TO POLICYHOLDERS					
Life insurance:					
6.1 Paid in cash or left on deposit.....					0
6.2 Applied to pay renewal premiums.....					0
6.3 Applied to provide paid-up additions or shorten the endowment or premium-paying period.....					0
6.4 Other.....					0
6.5 Totals (Sum of Lines 6.1 to 6.4).....	0	0	0	0	0
Annuities:					
7.1 Paid in cash or left on deposit.....					0
7.2 Applied to provide paid-up annuities.....					0
7.3 Other.....					0
7.4 Totals (Sum of Lines 7.1 to 7.3).....	0	0	0	0	0
8. Grand Totals (Lines 6.5 + 7.4).....	0	0	0	0	0
DIRECT CLAIMS AND BENEFITS PAID					
9. Death benefits.....					0
10. Matured endowments.....					0
11. Annuity benefits.....					0
12. Surrender values and withdrawals for life contracts.....					0
13. Aggregate write-ins for miscellaneous direct claims and benefits paid.....	0	0	0	0	0
14. All other benefits, except accident and health.....					0
15. Totals.....	0	0	0	0	0

NONE

DETAILS OF WRITE-INS					
1301.					0
1302.					0
1303.					0
1398. Summary of remaining write-ins for Line 13 from overflow page.....	0	0	0	0	0
1399. Total (Lines 1301 through 1303 plus 1398)(Line 13 above).....	0	0	0	0	0

	Ordinary		Credit Life (Group and Individual)		Group		Industrial		Total	
	1	2	3	4	5	6	7	8	9	10
	No.	Amount	No. of Ind. Pols. & Gr. Certifs.	Amount	No. of Certifs.	Amount	No.	Amount	No.	Amount
DIRECT DEATH BENEFITS AND MATURED ENDOWMENTS INCURRED										
16. Unpaid December 31, prior year.....									0	0
17. Incurred during current year.....									0	0
Settled during current year:										
18.1 By payment in full.....									0	0
18.2 By payment on compromised claims.....									0	0
18.3 Totals paid.....	0	0	0	0	0	0	0	0	0	0
18.4 Reduction by compromise.....									0	0
18.5 Amount rejected.....									0	0
18.6 Total settlements.....	0	0	0	0	0	0	0	0	0	0
19. Unpaid Dec. 31, current year (Lines 16 + 17 - 18.6).....	0	0	0	0	0	0	0	0	0	0
POLICY EXHIBIT					No. of Pol.					
20. In force December 31, prior year.....				(a).....					0	0
21. Issued during year.....									0	0
22. Other changes to in force (Net).....									0	0
23. In force December 31 of current year.....	0	0	0	(a).....	0	0	0	0	0	0

NONE

(a) Includes Individual Credit Life Insurance, prior year \$.....0 current year \$.....0.
Includes Group Credit Life Insurance Loans less than or equal to 60 months at issue, prior year \$.....0 current year \$.....0.
Loans greater than 60 months at issue BUT NOT GREATER THAN 120 MONTHS, prior year \$.....0 current year \$.....0.

ACCIDENT AND HEALTH INSURANCE

	1	2	3	4	5
	Direct Premiums	Direct Premiums Earned	Dividends Paid Or Credited on Direct Business	Direct Losses Paid	Direct Losses Incurred
24. Group policies (b).....					
24.1 Federal Employee Health Benefits Plan premium (b).....					
24.2 Credit (group and individual).....					
24.3 Collectively renewable policies (b).....					
24.4 Medicare Title XVIII exempt from state taxes or fees.....					
Other Individual Policies:					
25.1 Non-cancelable (b).....					
25.2 Guaranteed renewable (b).....					
25.3 Non-renewable for stated reasons only (b).....					
25.4 Other accident only.....					
25.5 All other (b).....					
25.6 Totals (Sum of Lines 25.1 to 25.5).....	0	0	0	0	0
26. Totals (Lines 24 + 24.1 + 24.2 + 24.3 + 24.4 + 25.6).....	0	0	0	0	0

NONE

(b) For health business on indicated lines report: Number of persons insured under PPO managed products.....0 and number of persons insured under indemnity only products.....0.



DIRECT BUSINESS IN Other Alien # 4 DURING THE YEAR
NAIC Group Code....0140 NAIC Company Code....92657

LIFE INSURANCE

	1	2	3	4	5
	Ordinary	Credit Life (Group and Individual)	Group	Industrial	Total
DIRECT PREMIUMS AND ANNUITY CONSIDERATIONS					
1. Life insurance.....					0
2. Annuity considerations.....					0
3. Deposit-type contract funds.....		XXX		XXX	0
4. Other considerations.....					0
5. Totals (Sum of Lines 1 to 4).....	0	0	0	0	0
DIRECT DIVIDENDS TO POLICYHOLDERS					
Life insurance:					
6.1 Paid in cash or left on deposit.....					0
6.2 Applied to pay renewal premiums.....					0
6.3 Applied to provide paid-up additions or shorten the endowment or premium-paying period.....					0
6.4 Other.....					0
6.5 Totals (Sum of Lines 6.1 to 6.4).....	0	0	0	0	0
Annuities:					
7.1 Paid in cash or left on deposit.....					0
7.2 Applied to provide paid-up annuities.....					0
7.3 Other.....					0
7.4 Totals (Sum of Lines 7.1 to 7.3).....	0	0	0	0	0
8. Grand Totals (Lines 6.5 + 7.4).....	0	0	0	0	0
DIRECT CLAIMS AND BENEFITS PAID					
9. Death benefits.....					0
10. Matured endowments.....					0
11. Annuity benefits.....					0
12. Surrender values and withdrawals for life contracts.....					0
13. Aggregate write-ins for miscellaneous direct claims and benefits paid.....	0	0	0	0	0
14. All other benefits, except accident and health.....					0
15. Totals.....	0	0	0	0	0

NONE

DETAILS OF WRITE-INS					
1301.					0
1302.					0
1303.					0
1398. Summary of remaining write-ins for Line 13 from overflow page.....	0	0	0	0	0
1399. Total (Lines 1301 through 1303 plus 1398)(Line 13 above).....	0	0	0	0	0

	Ordinary		Credit Life (Group and Individual)		Group		Industrial		Total	
	1	2	3	4	5	6	7	8	9	10
	No.	Amount	No. of Ind. Pols. & Gr. Certifs.	Amount	No. of Certifs.	Amount	No.	Amount	No.	Amount
DIRECT DEATH BENEFITS AND MATURED ENDOWMENTS INCURRED										
16. Unpaid December 31, prior year.....									0	0
17. Incurred during current year.....									0	0
Settled during current year:										
18.1 By payment in full.....									0	0
18.2 By payment on compromised claims.....									0	0
18.3 Totals paid.....	0	0		0	0	0	0	0	0	0
18.4 Reduction by compromise.....									0	0
18.5 Amount rejected.....									0	0
18.6 Total settlements.....	0	0	0	0	0	0	0	0	0	0
19. Unpaid Dec. 31, current year (Lines 16 + 17 - 18.6).....	0	0	0	0	0	0	0	0	0	0
POLICY EXHIBIT					No. of Pol.					
20. In force December 31, prior year.....				(a).....					0	0
21. Issued during year.....									0	0
22. Other changes to in force (Net).....									0	0
23. In force December 31 of current year.....	0	0	0	(a).....0	0	0	0	0	0	0

NONE

(a) Includes Individual Credit Life Insurance, prior year \$.....0 current year \$.....0.
Includes Group Credit Life Insurance Loans less than or equal to 60 months at issue, prior year \$.....0 current year \$.....0.
Loans greater than 60 months at issue BUT NOT GREATER THAN 120 MONTHS, prior year \$.....0 current year \$.....0.

ACCIDENT AND HEALTH INSURANCE

	1	2	3	4	5
	Direct Premiums	Direct Premiums Earned	Dividends Paid Or Credited on Direct Business	Direct Losses Paid	Direct Losses Incurred
24. Group policies (b).....					
24.1 Federal Employee Health Benefits Plan premium (b).....					
24.2 Credit (group and individual).....					
24.3 Collectively renewable policies (b).....					
24.4 Medicare Title XVIII exempt from state taxes or fees.....					
Other Individual Policies:					
25.1 Non-cancelable (b).....					
25.2 Guaranteed renewable (b).....					
25.3 Non-renewable for stated reasons only (b).....					
25.4 Other accident only.....					
25.5 All other (b).....					
25.6 Totals (Sum of Lines 25.1 to 25.5).....	0	0	0	0	0
26. Totals (Lines 24 + 24.1 + 24.2 + 24.3 + 24.4 + 25.6).....	0	0	0	0	0

NONE

(b) For health business on indicated lines report: Number of persons insured under PPO managed products....0 and number of persons insured under indemnity only products....0.



DIRECT BUSINESS IN Other Alien # 5 DURING THE YEAR
NAIC Group Code....0140 NAIC Company Code....92657

LIFE INSURANCE

	1	2	3	4	5
	Ordinary	Credit Life (Group and Individual)	Group	Industrial	Total
DIRECT PREMIUMS AND ANNUITY CONSIDERATIONS					
1. Life insurance.....					0
2. Annuity considerations.....					0
3. Deposit-type contract funds.....		XXX		XXX	0
4. Other considerations.....					0
5. Totals (Sum of Lines 1 to 4).....	0	0	0	0	0
DIRECT DIVIDENDS TO POLICYHOLDERS					
Life insurance:					
6.1 Paid in cash or left on deposit.....					0
6.2 Applied to pay renewal premiums.....					0
6.3 Applied to provide paid-up additions or shorten the endowment or premium-paying period.....					0
6.4 Other.....					0
6.5 Totals (Sum of Lines 6.1 to 6.4).....	0	0	0	0	0
Annuities:					
7.1 Paid in cash or left on deposit.....					0
7.2 Applied to provide paid-up annuities.....					0
7.3 Other.....					0
7.4 Totals (Sum of Lines 7.1 to 7.3).....	0	0	0	0	0
8. Grand Totals (Lines 6.5 + 7.4).....	0	0	0	0	0
DIRECT CLAIMS AND BENEFITS PAID					
9. Death benefits.....					0
10. Matured endowments.....					0
11. Annuity benefits.....					0
12. Surrender values and withdrawals for life contracts.....					0
13. Aggregate write-ins for miscellaneous direct claims and benefits paid.....	0	0	0	0	0
14. All other benefits, except accident and health.....					0
15. Totals.....	0	0	0	0	0

DETAILS OF WRITE-INS					
1301.					0
1302.					0
1303.					0
1398. Summary of remaining write-ins for Line 13 from overflow page.....	0	0	0	0	0
1399. Total (Lines 1301 through 1303 plus 1398)(Line 13 above).....	0	0	0	0	0

	Ordinary		Credit Life (Group and Individual)		Group		Industrial		Total	
	1	2	3	4	5	6	7	8	9	10
	No.	Amount	No. of Ind. Pols. & Gr. Certifs.	Amount	No. of Certifs.	Amount	No.	Amount	No.	Amount
DIRECT DEATH BENEFITS AND MATURED ENDOWMENTS INCURRED										
16. Unpaid December 31, prior year.....									0	0
17. Incurred during current year.....									0	0
Settled during current year:										
18.1 By payment in full.....									0	0
18.2 By payment on compromised claims.....									0	0
18.3 Totals paid.....	0	0	0	0	0	0	0	0	0	0
18.4 Reduction by compromise.....									0	0
18.5 Amount rejected.....									0	0
18.6 Total settlements.....	0	0	0	0	0	0	0	0	0	0
19. Unpaid Dec. 31, current year (Lines 16 + 17 - 18.6).....	0	0	0	0	0	0	0	0	0	0
POLICY EXHIBIT					No. of Pol.					
20. In force December 31, prior year.....				(a).....					0	0
21. Issued during year.....									0	0
22. Other changes to in force (Net).....									0	0
23. In force December 31 of current year.....	0	0	0	(a).....	0	0	0	0	0	0

(a) Includes Individual Credit Life Insurance, prior year \$.....0 current year \$.....0.
Includes Group Credit Life Insurance Loans less than or equal to 60 months at issue, prior year \$.....0 current year \$.....0.
Loans greater than 60 months at issue BUT NOT GREATER THAN 120 MONTHS, prior year \$.....0 current year \$.....0.

ACCIDENT AND HEALTH INSURANCE

	1	2	3	4	5
	Direct Premiums	Direct Premiums Earned	Dividends Paid Or Credited on Direct Business	Direct Losses Paid	Direct Losses Incurred
24. Group policies (b).....					
24.1 Federal Employee Health Benefits Plan premium (b).....					
24.2 Credit (group and individual).....					
24.3 Collectively renewable policies (b).....					
24.4 Medicare Title XVIII exempt from state taxes or fees.....					
Other Individual Policies:					
25.1 Non-cancelable (b).....					
25.2 Guaranteed renewable (b).....					
25.3 Non-renewable for stated reasons only (b).....					
25.4 Other accident only.....					
25.5 All other (b).....					
25.6 Totals (Sum of Lines 25.1 to 25.5).....	0	0	0	0	0
26. Totals (Lines 24 + 24.1 + 24.2 + 24.3 + 24.4 + 25.6).....	0	0	0	0	0

(b) For health business on indicated lines report: Number of persons insured under PPO managed products....0 and number of persons insured under indemnity only products....0.



DIRECT BUSINESS IN Other Alien # 6 DURING THE YEAR
NAIC Group Code....0140 NAIC Company Code....92657

LIFE INSURANCE

	1	2	3	4	5
	Ordinary	Credit Life (Group and Individual)	Group	Industrial	Total
DIRECT PREMIUMS AND ANNUITY CONSIDERATIONS					
1. Life insurance.....					0
2. Annuity considerations.....					0
3. Deposit-type contract funds.....		XXX		XXX	0
4. Other considerations.....					0
5. Totals (Sum of Lines 1 to 4).....	0	0	0	0	0
DIRECT DIVIDENDS TO POLICYHOLDERS					
Life insurance:					
6.1 Paid in cash or left on deposit.....					0
6.2 Applied to pay renewal premiums.....					0
6.3 Applied to provide paid-up additions or shorten the endowment or premium-paying period.....					0
6.4 Other.....					0
6.5 Totals (Sum of Lines 6.1 to 6.4).....	0	0	0	0	0
Annuities:					
7.1 Paid in cash or left on deposit.....					0
7.2 Applied to provide paid-up annuities.....					0
7.3 Other.....					0
7.4 Totals (Sum of Lines 7.1 to 7.3).....	0	0	0	0	0
8. Grand Totals (Lines 6.5 + 7.4).....	0	0	0	0	0
DIRECT CLAIMS AND BENEFITS PAID					
9. Death benefits.....					0
10. Matured endowments.....					0
11. Annuity benefits.....					0
12. Surrender values and withdrawals for life contracts.....					0
13. Aggregate write-ins for miscellaneous direct claims and benefits paid.....	0	0	0	0	0
14. All other benefits, except accident and health.....					0
15. Totals.....	0	0	0	0	0

NONE

DETAILS OF WRITE-INS					
1301.					0
1302.					0
1303.					0
1398. Summary of remaining write-ins for Line 13 from overflow page.....	0	0	0	0	0
1399. Total (Lines 1301 through 1303 plus 1398)(Line 13 above).....	0	0	0	0	0

	Ordinary		Credit Life (Group and Individual)		Group		Industrial		Total	
	1	2	3	4	5	6	7	8	9	10
	No.	Amount	No. of Ind. Pols. & Gr. Certifs.	Amount	No. of Certifs.	Amount	No.	Amount	No.	Amount
DIRECT DEATH BENEFITS AND MATURED ENDOWMENTS INCURRED										
16. Unpaid December 31, prior year.....									0	0
17. Incurred during current year.....									0	0
Settled during current year:										
18.1 By payment in full.....									0	0
18.2 By payment on compromised claims.....									0	0
18.3 Totals paid.....	0	0	0	0	0	0	0	0	0	0
18.4 Reduction by compromise.....									0	0
18.5 Amount rejected.....									0	0
18.6 Total settlements.....	0	0	0	0	0	0	0	0	0	0
19. Unpaid Dec. 31, current year (Lines 16 + 17 - 18.6).....	0	0	0	0	0	0	0	0	0	0
POLICY EXHIBIT					No. of Pol.					
20. In force December 31, prior year.....				(a).....					0	0
21. Issued during year.....									0	0
22. Other changes to in force (Net).....									0	0
23. In force December 31 of current year.....	0	0	0	(a).....	0	0	0	0	0	0

NONE

(a) Includes Individual Credit Life Insurance, prior year \$.....0 current year \$.....0.
Includes Group Credit Life Insurance Loans less than or equal to 60 months at issue, prior year \$.....0 current year \$.....0.
Loans greater than 60 months at issue BUT NOT GREATER THAN 120 MONTHS, prior year \$.....0 current year \$.....0.

ACCIDENT AND HEALTH INSURANCE

	1	2	3	4	5
	Direct Premiums	Direct Premiums Earned	Dividends Paid Or Credited on Direct Business	Direct Losses Paid	Direct Losses Incurred
24. Group policies (b).....					
24.1 Federal Employee Health Benefits Plan premium (b).....					
24.2 Credit (group and individual).....					
24.3 Collectively renewable policies (b).....					
24.4 Medicare Title XVIII exempt from state taxes or fees.....					
Other Individual Policies:					
25.1 Non-cancelable (b).....					
25.2 Guaranteed renewable (b).....					
25.3 Non-renewable for stated reasons only (b).....					
25.4 Other accident only.....					
25.5 All other (b).....					
25.6 Totals (Sum of Lines 25.1 to 25.5).....	0	0	0	0	0
26. Totals (Lines 24 + 24.1 + 24.2 + 24.3 + 24.4 + 25.6).....	0	0	0	0	0

NONE

(b) For health business on indicated lines report: Number of persons insured under PPO managed products....0 and number of persons insured under indemnity only products....0.



DIRECT BUSINESS IN Other Alien # 7 DURING THE YEAR
NAIC Group Code....0140 NAIC Company Code....92657

LIFE INSURANCE

	1	2	3	4	5
	Ordinary	Credit Life (Group and Individual)	Group	Industrial	Total
DIRECT PREMIUMS AND ANNUITY CONSIDERATIONS					
1. Life insurance.....					0
2. Annuity considerations.....					0
3. Deposit-type contract funds.....		XXX		XXX	0
4. Other considerations.....					0
5. Totals (Sum of Lines 1 to 4).....	0	0	0	0	0
DIRECT DIVIDENDS TO POLICYHOLDERS					
Life insurance:					
6.1 Paid in cash or left on deposit.....					0
6.2 Applied to pay renewal premiums.....					0
6.3 Applied to provide paid-up additions or shorten the endowment or premium-paying period.....					0
6.4 Other.....					0
6.5 Totals (Sum of Lines 6.1 to 6.4).....	0	0	0	0	0
Annuities:					
7.1 Paid in cash or left on deposit.....					0
7.2 Applied to provide paid-up annuities.....					0
7.3 Other.....					0
7.4 Totals (Sum of Lines 7.1 to 7.3).....	0	0	0	0	0
8. Grand Totals (Lines 6.5 + 7.4).....	0	0	0	0	0
DIRECT CLAIMS AND BENEFITS PAID					
9. Death benefits.....					0
10. Matured endowments.....					0
11. Annuity benefits.....					0
12. Surrender values and withdrawals for life contracts.....					0
13. Aggregate write-ins for miscellaneous direct claims and benefits paid.....	0	0	0	0	0
14. All other benefits, except accident and health.....					0
15. Totals.....	0	0	0	0	0

NONE

DETAILS OF WRITE-INS					
1301.					0
1302.					0
1303.					0
1398. Summary of remaining write-ins for Line 13 from overflow page.....	0	0	0	0	0
1399. Total (Lines 1301 through 1303 plus 1398)(Line 13 above).....	0	0	0	0	0

	Ordinary		Credit Life (Group and Individual)		Group		Industrial		Total	
	1	2	3	4	5	6	7	8	9	10
	No.	Amount	No. of Ind. Pols. & Gr. Certifs.	Amount	No. of Certifs.	Amount	No.	Amount	No.	Amount
DIRECT DEATH BENEFITS AND MATURED ENDOWMENTS INCURRED										
16. Unpaid December 31, prior year.....									0	0
17. Incurred during current year.....									0	0
Settled during current year:										
18.1 By payment in full.....									0	0
18.2 By payment on compromised claims.....									0	0
18.3 Totals paid.....	0	0	0	0	0	0	0	0	0	0
18.4 Reduction by compromise.....									0	0
18.5 Amount rejected.....									0	0
18.6 Total settlements.....	0	0	0	0	0	0	0	0	0	0
19. Unpaid Dec. 31, current year (Lines 16 + 17 - 18.6).....	0	0	0	0	0	0	0	0	0	0
POLICY EXHIBIT					No. of Pol.					
20. In force December 31, prior year.....				(a).....					0	0
21. Issued during year.....									0	0
22. Other changes to in force (Net).....									0	0
23. In force December 31 of current year.....	0	0	0	(a).....0	0	0	0	0	0	0

NONE

(a) Includes Individual Credit Life Insurance, prior year \$.....0 current year \$.....0.
Includes Group Credit Life Insurance Loans less than or equal to 60 months at issue, prior year \$.....0 current year \$.....0.
Loans greater than 60 months at issue BUT NOT GREATER THAN 120 MONTHS, prior year \$.....0 current year \$.....0.

ACCIDENT AND HEALTH INSURANCE

	1	2	3	4	5
	Direct Premiums	Direct Premiums Earned	Dividends Paid Or Credited on Direct Business	Direct Losses Paid	Direct Losses Incurred
24. Group policies (b).....					
24.1 Federal Employee Health Benefits Plan premium (b).....					
24.2 Credit (group and individual).....					
24.3 Collectively renewable policies (b).....					
24.4 Medicare Title XVIII exempt from state taxes or fees.....					
Other Individual Policies:					
25.1 Non-cancelable (b).....					
25.2 Guaranteed renewable (b).....					
25.3 Non-renewable for stated reasons only (b).....					
25.4 Other accident only.....					
25.5 All other (b).....					
25.6 Totals (Sum of Lines 25.1 to 25.5).....	0	0	0	0	0
26. Totals (Lines 24 + 24.1 + 24.2 + 24.3 + 24.4 + 25.6).....	0	0	0	0	0

NONE

(b) For health business on indicated lines report: Number of persons insured under PPO managed products....0 and number of persons insured under indemnity only products....0.



DIRECT BUSINESS IN Other Alien # 8 DURING THE YEAR
NAIC Group Code....0140 NAIC Company Code....92657

LIFE INSURANCE

	1	2	3	4	5
	Ordinary	Credit Life (Group and Individual)	Group	Industrial	Total
DIRECT PREMIUMS AND ANNUITY CONSIDERATIONS					
1. Life insurance.....					0
2. Annuity considerations.....					0
3. Deposit-type contract funds.....		XXX		XXX	0
4. Other considerations.....					0
5. Totals (Sum of Lines 1 to 4).....	0	0	0	0	0
DIRECT DIVIDENDS TO POLICYHOLDERS					
Life insurance:					
6.1 Paid in cash or left on deposit.....					0
6.2 Applied to pay renewal premiums.....					0
6.3 Applied to provide paid-up additions or shorten the endowment or premium-paying period.....					0
6.4 Other.....					0
6.5 Totals (Sum of Lines 6.1 to 6.4).....	0	0	0	0	0
Annuities:					
7.1 Paid in cash or left on deposit.....					0
7.2 Applied to provide paid-up annuities.....					0
7.3 Other.....					0
7.4 Totals (Sum of Lines 7.1 to 7.3).....	0	0	0	0	0
8. Grand Totals (Lines 6.5 + 7.4).....	0	0	0	0	0
DIRECT CLAIMS AND BENEFITS PAID					
9. Death benefits.....					0
10. Matured endowments.....					0
11. Annuity benefits.....					0
12. Surrender values and withdrawals for life contracts.....					0
13. Aggregate write-ins for miscellaneous direct claims and benefits paid.....	0	0	0	0	0
14. All other benefits, except accident and health.....					0
15. Totals.....	0	0	0	0	0

NONE

DETAILS OF WRITE-INS					
1301.					0
1302.					0
1303.					0
1398. Summary of remaining write-ins for Line 13 from overflow page.....	0	0	0	0	0
1399. Total (Lines 1301 through 1303 plus 1398)(Line 13 above).....	0	0	0	0	0

	Ordinary		Credit Life (Group and Individual)		Group		Industrial		Total	
	1	2	3	4	5	6	7	8	9	10
	No.	Amount	No. of Ind. Pols. & Gr. Certifs.	Amount	No. of Certifs.	Amount	No.	Amount	No.	Amount
DIRECT DEATH BENEFITS AND MATURED ENDOWMENTS INCURRED										
16. Unpaid December 31, prior year.....									0	0
17. Incurred during current year.....									0	0
Settled during current year:										
18.1 By payment in full.....									0	0
18.2 By payment on compromised claims.....									0	0
18.3 Totals paid.....	0	0	0	0	0	0	0	0	0	0
18.4 Reduction by compromise.....									0	0
18.5 Amount rejected.....									0	0
18.6 Total settlements.....	0	0	0	0	0	0	0	0	0	0
19. Unpaid Dec. 31, current year (Lines 16 + 17 - 18.6).....	0	0	0	0	0	0	0	0	0	0
POLICY EXHIBIT					No. of Pol.					
20. In force December 31, prior year.....				(a).....					0	0
21. Issued during year.....									0	0
22. Other changes to in force (Net).....									0	0
23. In force December 31 of current year.....	0	0	0	(a).....	0	0	0	0	0	0

NONE

(a) Includes Individual Credit Life Insurance, prior year \$.....0 current year \$.....0.
Includes Group Credit Life Insurance Loans less than or equal to 60 months at issue, prior year \$.....0 current year \$.....0.
Loans greater than 60 months at issue BUT NOT GREATER THAN 120 MONTHS, prior year \$.....0 current year \$.....0.

ACCIDENT AND HEALTH INSURANCE

	1	2	3	4	5
	Direct Premiums	Direct Premiums Earned	Dividends Paid Or Credited on Direct Business	Direct Losses Paid	Direct Losses Incurred
24. Group policies (b).....					
24.1 Federal Employee Health Benefits Plan premium (b).....					
24.2 Credit (group and individual).....					
24.3 Collectively renewable policies (b).....					
24.4 Medicare Title XVIII exempt from state taxes or fees.....					
Other Individual Policies:					
25.1 Non-cancelable (b).....					
25.2 Guaranteed renewable (b).....					
25.3 Non-renewable for stated reasons only (b).....					
25.4 Other accident only.....					
25.5 All other (b).....					
25.6 Totals (Sum of Lines 25.1 to 25.5).....	0	0	0	0	0
26. Totals (Lines 24 + 24.1 + 24.2 + 24.3 + 24.4 + 25.6).....	0	0	0	0	0

NONE

(b) For health business on indicated lines report: Number of persons insured under PPO managed products.....0 and number of persons insured under indemnity only products.....0.



DIRECT BUSINESS IN Other Alien # 9 DURING THE YEAR
NAIC Group Code....0140 NAIC Company Code....92657

LIFE INSURANCE

	1	2	3	4	5
	Ordinary	Credit Life (Group and Individual)	Group	Industrial	Total
DIRECT PREMIUMS AND ANNUITY CONSIDERATIONS					
1. Life insurance.....					0
2. Annuity considerations.....					0
3. Deposit-type contract funds.....		XXX		XXX	0
4. Other considerations.....					0
5. Totals (Sum of Lines 1 to 4).....	0	0	0	0	0
DIRECT DIVIDENDS TO POLICYHOLDERS					
Life insurance:					
6.1 Paid in cash or left on deposit.....					0
6.2 Applied to pay renewal premiums.....					0
6.3 Applied to provide paid-up additions or shorten the endowment or premium-paying period.....					0
6.4 Other.....					0
6.5 Totals (Sum of Lines 6.1 to 6.4).....	0	0	0	0	0
Annuities:					
7.1 Paid in cash or left on deposit.....					0
7.2 Applied to provide paid-up annuities.....					0
7.3 Other.....					0
7.4 Totals (Sum of Lines 7.1 to 7.3).....	0	0	0	0	0
8. Grand Totals (Lines 6.5 + 7.4).....	0	0	0	0	0
DIRECT CLAIMS AND BENEFITS PAID					
9. Death benefits.....					0
10. Matured endowments.....					0
11. Annuity benefits.....					0
12. Surrender values and withdrawals for life contracts.....					0
13. Aggregate write-ins for miscellaneous direct claims and benefits paid.....	0	0	0	0	0
14. All other benefits, except accident and health.....					0
15. Totals.....	0	0	0	0	0

DETAILS OF WRITE-INS					
1301.					0
1302.					0
1303.					0
1398. Summary of remaining write-ins for Line 13 from overflow page.....	0	0	0	0	0
1399. Total (Lines 1301 through 1303 plus 1398)(Line 13 above).....	0	0	0	0	0

	Ordinary		Credit Life (Group and Individual)		Group		Industrial		Total	
	1	2	3	4	5	6	7	8	9	10
	No.	Amount	No. of Ind. Pols. & Gr. Certifs.	Amount	No. of Certifs.	Amount	No.	Amount	No.	Amount
DIRECT DEATH BENEFITS AND MATURED ENDOWMENTS INCURRED										
16. Unpaid December 31, prior year.....									0	0
17. Incurred during current year.....									0	0
Settled during current year:										
18.1 By payment in full.....									0	0
18.2 By payment on compromised claims.....									0	0
18.3 Totals paid.....	0	0	0	0	0	0	0	0	0	0
18.4 Reduction by compromise.....									0	0
18.5 Amount rejected.....									0	0
18.6 Total settlements.....	0	0	0	0	0	0	0	0	0	0
19. Unpaid Dec. 31, current year (Lines 16 + 17 - 18.6).....	0	0	0	0	0	0	0	0	0	0
POLICY EXHIBIT					No. of Pol.					
20. In force December 31, prior year.....				(a).....					0	0
21. Issued during year.....									0	0
22. Other changes to in force (Net).....									0	0
23. In force December 31 of current year.....	0	0	0	(a).....	0	0	0	0	0	0

(a) Includes Individual Credit Life Insurance, prior year \$.....0 current year \$.....0.
Includes Group Credit Life Insurance Loans less than or equal to 60 months at issue, prior year \$.....0 current year \$.....0.
Loans greater than 60 months at issue BUT NOT GREATER THAN 120 MONTHS, prior year \$.....0 current year \$.....0.

ACCIDENT AND HEALTH INSURANCE

	1	2	3	4	5
	Direct Premiums	Direct Premiums Earned	Dividends Paid Or Credited on Direct Business	Direct Losses Paid	Direct Losses Incurred
24. Group policies (b).....					
24.1 Federal Employee Health Benefits Plan premium (b).....					
24.2 Credit (group and individual).....					
24.3 Collectively renewable policies (b).....					
24.4 Medicare Title XVIII exempt from state taxes or fees.....					
Other Individual Policies:					
25.1 Non-cancelable (b).....					
25.2 Guaranteed renewable (b).....					
25.3 Non-renewable for stated reasons only (b).....					
25.4 Other accident only.....					
25.5 All other (b).....					
25.6 Totals (Sum of Lines 25.1 to 25.5).....	0	0	0	0	0
26. Totals (Lines 24 + 24.1 + 24.2 + 24.3 + 24.4 + 25.6).....	0	0	0	0	0

(b) For health business on indicated lines report: Number of persons insured under PPO managed products.....0 and number of persons insured under indemnity only products.....0.



DIRECT BUSINESS IN Other Alien # 10 DURING THE YEAR
NAIC Group Code....0140 NAIC Company Code....92657

LIFE INSURANCE

	1	2	3	4	5
	Ordinary	Credit Life (Group and Individual)	Group	Industrial	Total
DIRECT PREMIUMS AND ANNUITY CONSIDERATIONS					
1. Life insurance.....					0
2. Annuity considerations.....					0
3. Deposit-type contract funds.....		XXX		XXX	0
4. Other considerations.....					0
5. Totals (Sum of Lines 1 to 4).....	0	0	0	0	0
DIRECT DIVIDENDS TO POLICYHOLDERS					
Life insurance:					
6.1 Paid in cash or left on deposit.....					0
6.2 Applied to pay renewal premiums.....					0
6.3 Applied to provide paid-up additions or shorten the endowment or premium-paying period.....					0
6.4 Other.....					0
6.5 Totals (Sum of Lines 6.1 to 6.4).....	0	0	0	0	0
Annuities:					
7.1 Paid in cash or left on deposit.....					0
7.2 Applied to provide paid-up annuities.....					0
7.3 Other.....					0
7.4 Totals (Sum of Lines 7.1 to 7.3).....	0	0	0	0	0
8. Grand Totals (Lines 6.5 + 7.4).....	0	0	0	0	0
DIRECT CLAIMS AND BENEFITS PAID					
9. Death benefits.....					0
10. Matured endowments.....					0
11. Annuity benefits.....					0
12. Surrender values and withdrawals for life contracts.....					0
13. Aggregate write-ins for miscellaneous direct claims and benefits paid.....	0	0	0	0	0
14. All other benefits, except accident and health.....					0
15. Totals.....	0	0	0	0	0

NONE

DETAILS OF WRITE-INS					
1301.					0
1302.					0
1303.					0
1398. Summary of remaining write-ins for Line 13 from overflow page.....	0	0	0	0	0
1399. Total (Lines 1301 through 1303 plus 1398)(Line 13 above).....	0	0	0	0	0

	Ordinary		Credit Life (Group and Individual)		Group		Industrial		Total	
	1	2	3	4	5	6	7	8	9	10
	No.	Amount	No. of Ind. Pols. & Gr. Certifs.	Amount	No. of Certifs.	Amount	No.	Amount	No.	Amount
DIRECT DEATH BENEFITS AND MATURED ENDOWMENTS INCURRED										
16. Unpaid December 31, prior year.....									0	0
17. Incurred during current year.....									0	0
Settled during current year:										
18.1 By payment in full.....									0	0
18.2 By payment on compromised claims.....									0	0
18.3 Totals paid.....	0	0		0	0	0	0	0	0	0
18.4 Reduction by compromise.....									0	0
18.5 Amount rejected.....									0	0
18.6 Total settlements.....	0	0	0	0	0	0	0	0	0	0
19. Unpaid Dec. 31, current year (Lines 16 + 17 - 18.6).....	0	0	0	0	0	0	0	0	0	0
POLICY EXHIBIT					No. of Pol.					
20. In force December 31, prior year.....				(a).....					0	0
21. Issued during year.....									0	0
22. Other changes to in force (Net).....									0	0
23. In force December 31 of current year.....	0	0	0	(a).....0	0	0	0	0	0	0

NONE

(a) Includes Individual Credit Life Insurance, prior year \$.....0 current year \$.....0.
Includes Group Credit Life Insurance Loans less than or equal to 60 months at issue, prior year \$.....0 current year \$.....0.
Loans greater than 60 months at issue BUT NOT GREATER THAN 120 MONTHS, prior year \$.....0 current year \$.....0.

ACCIDENT AND HEALTH INSURANCE

	1	2	3	4	5
	Direct Premiums	Direct Premiums Earned	Dividends Paid Or Credited on Direct Business	Direct Losses Paid	Direct Losses Incurred
24. Group policies (b).....					
24.1 Federal Employee Health Benefits Plan premium (b).....					
24.2 Credit (group and individual).....					
24.3 Collectively renewable policies (b).....					
24.4 Medicare Title XVIII exempt from state taxes or fees.....					
Other Individual Policies:					
25.1 Non-cancelable (b).....					
25.2 Guaranteed renewable (b).....					
25.3 Non-renewable for stated reasons only (b).....					
25.4 Other accident only.....					
25.5 All other (b).....					
25.6 Totals (Sum of Lines 25.1 to 25.5).....	0	0	0	0	0
26. Totals (Lines 24 + 24.1 + 24.2 + 24.3 + 24.4 + 25.6).....	0	0	0	0	0

NONE

(b) For health business on indicated lines report: Number of persons insured under PPO managed products.....0 and number of persons insured under indemnity only products.....0.



DIRECT BUSINESS IN Other Alien # 11 DURING THE YEAR
NAIC Group Code.....0140 NAIC Company Code.....92657

LIFE INSURANCE

	1	2	3	4	5
	Ordinary	Credit Life (Group and Individual)	Group	Industrial	Total
DIRECT PREMIUMS AND ANNUITY CONSIDERATIONS					
1. Life insurance.....					0
2. Annuity considerations.....					0
3. Deposit-type contract funds.....		XXX		XXX	0
4. Other considerations.....					0
5. Totals (Sum of Lines 1 to 4).....	0	0	0	0	0
DIRECT DIVIDENDS TO POLICYHOLDERS					
Life insurance:					
6.1 Paid in cash or left on deposit.....					0
6.2 Applied to pay renewal premiums.....					0
6.3 Applied to provide paid-up additions or shorten the endowment or premium-paying period.....					0
6.4 Other.....					0
6.5 Totals (Sum of Lines 6.1 to 6.4).....	0	0	0	0	0
Annuities:					
7.1 Paid in cash or left on deposit.....					0
7.2 Applied to provide paid-up annuities.....					0
7.3 Other.....					0
7.4 Totals (Sum of Lines 7.1 to 7.3).....	0	0	0	0	0
8. Grand Totals (Lines 6.5 + 7.4).....	0	0	0	0	0
DIRECT CLAIMS AND BENEFITS PAID					
9. Death benefits.....					0
10. Matured endowments.....					0
11. Annuity benefits.....					0
12. Surrender values and withdrawals for life contracts.....					0
13. Aggregate write-ins for miscellaneous direct claims and benefits paid.....	0	0	0	0	0
14. All other benefits, except accident and health.....					0
15. Totals.....	0	0	0	0	0

NONE

DETAILS OF WRITE-INS					
1301.					0
1302.					0
1303.					0
1398. Summary of remaining write-ins for Line 13 from overflow page.....	0	0	0	0	0
1399. Total (Lines 1301 through 1303 plus 1398)(Line 13 above).....	0	0	0	0	0

	Ordinary		Credit Life (Group and Individual)		Group		Industrial		Total	
	1	2	3	4	5	6	7	8	9	10
	No.	Amount	No. of Ind. Pols. & Gr. Certifs.	Amount	No. of Certifs.	Amount	No.	Amount	No.	Amount
DIRECT DEATH BENEFITS AND MATURED ENDOWMENTS INCURRED										
16. Unpaid December 31, prior year.....									0	0
17. Incurred during current year.....									0	0
Settled during current year:										
18.1 By payment in full.....									0	0
18.2 By payment on compromised claims.....									0	0
18.3 Totals paid.....	0	0	0	0	0	0	0	0	0	0
18.4 Reduction by compromise.....									0	0
18.5 Amount rejected.....									0	0
18.6 Total settlements.....	0	0	0	0	0	0	0	0	0	0
19. Unpaid Dec. 31, current year (Lines 16 + 17 - 18.6).....	0	0	0	0	0	0	0	0	0	0
POLICY EXHIBIT					No. of Pol.					
20. In force December 31, prior year.....				(a).....					0	0
21. Issued during year.....									0	0
22. Other changes to in force (Net).....									0	0
23. In force December 31 of current year.....	0	0	0	(a).....	0	0	0	0	0	0

NONE

(a) Includes Individual Credit Life Insurance, prior year \$.....0 current year \$.....0.
Includes Group Credit Life Insurance Loans less than or equal to 60 months at issue, prior year \$.....0 current year \$.....0.
Loans greater than 60 months at issue BUT NOT GREATER THAN 120 MONTHS, prior year \$.....0 current year \$.....0.

ACCIDENT AND HEALTH INSURANCE

	1	2	3	4	5
	Direct Premiums	Direct Premiums Earned	Dividends Paid Or Credited on Direct Business	Direct Losses Paid	Direct Losses Incurred
24. Group policies (b).....					
24.1 Federal Employee Health Benefits Plan premium (b).....					
24.2 Credit (group and individual).....					
24.3 Collectively renewable policies (b).....					
24.4 Medicare Title XVIII exempt from state taxes or fees.....					
Other Individual Policies:					
25.1 Non-cancelable (b).....					
25.2 Guaranteed renewable (b).....					
25.3 Non-renewable for stated reasons only (b).....					
25.4 Other accident only.....					
25.5 All other (b).....					
25.6 Totals (Sum of Lines 25.1 to 25.5).....	0	0	0	0	0
26. Totals (Lines 24 + 24.1 + 24.2 + 24.3 + 24.4 + 25.6).....	0	0	0	0	0

NONE

(b) For health business on indicated lines report: Number of persons insured under PPO managed products.....0 and number of persons insured under indemnity only products.....0.



DIRECT BUSINESS IN Other Alien # 12 DURING THE YEAR
NAIC Group Code....0140 NAIC Company Code....92657

LIFE INSURANCE

	1	2	3	4	5
	Ordinary	Credit Life (Group and Individual)	Group	Industrial	Total
DIRECT PREMIUMS AND ANNUITY CONSIDERATIONS					
1. Life insurance.....					0
2. Annuity considerations.....					0
3. Deposit-type contract funds.....		XXX		XXX	0
4. Other considerations.....					0
5. Totals (Sum of Lines 1 to 4).....	0	0	0	0	0
DIRECT DIVIDENDS TO POLICYHOLDERS					
Life insurance:					
6.1 Paid in cash or left on deposit.....					0
6.2 Applied to pay renewal premiums.....					0
6.3 Applied to provide paid-up additions or shorten the endowment or premium-paying period.....					0
6.4 Other.....					0
6.5 Totals (Sum of Lines 6.1 to 6.4).....	0	0	0	0	0
Annuities:					
7.1 Paid in cash or left on deposit.....					0
7.2 Applied to provide paid-up annuities.....					0
7.3 Other.....					0
7.4 Totals (Sum of Lines 7.1 to 7.3).....	0	0	0	0	0
8. Grand Totals (Lines 6.5 + 7.4).....	0	0	0	0	0
DIRECT CLAIMS AND BENEFITS PAID					
9. Death benefits.....					0
10. Matured endowments.....					0
11. Annuity benefits.....					0
12. Surrender values and withdrawals for life contracts.....					0
13. Aggregate write-ins for miscellaneous direct claims and benefits paid.....	0	0	0	0	0
14. All other benefits, except accident and health.....					0
15. Totals.....	0	0	0	0	0

NONE

DETAILS OF WRITE-INS					
1301.					0
1302.					0
1303.					0
1398. Summary of remaining write-ins for Line 13 from overflow page.....	0	0	0	0	0
1399. Total (Lines 1301 through 1303 plus 1398)(Line 13 above).....	0	0	0	0	0

	Ordinary		Credit Life (Group and Individual)		Group		Industrial		Total	
	1	2	3	4	5	6	7	8	9	10
	No.	Amount	No. of Ind. Pols. & Gr. Certifs.	Amount	No. of Certifs.	Amount	No.	Amount	No.	Amount
DIRECT DEATH BENEFITS AND MATURED ENDOWMENTS INCURRED										
16. Unpaid December 31, prior year.....									0	0
17. Incurred during current year.....									0	0
Settled during current year:										
18.1 By payment in full.....									0	0
18.2 By payment on compromised claims.....									0	0
18.3 Totals paid.....	0	0	0	0	0	0	0	0	0	0
18.4 Reduction by compromise.....									0	0
18.5 Amount rejected.....									0	0
18.6 Total settlements.....	0	0	0	0	0	0	0	0	0	0
19. Unpaid Dec. 31, current year (Lines 16 + 17 - 18.6).....	0	0	0	0	0	0	0	0	0	0
POLICY EXHIBIT					No. of Pol.					
20. In force December 31, prior year.....				(a).....					0	0
21. Issued during year.....									0	0
22. Other changes to in force (Net).....									0	0
23. In force December 31 of current year.....	0	0	0	(a).....	0	0	0	0	0	0

NONE

(a) Includes Individual Credit Life Insurance, prior year \$.....0 current year \$.....0.
Includes Group Credit Life Insurance Loans less than or equal to 60 months at issue, prior year \$.....0 current year \$.....0.
Loans greater than 60 months at issue BUT NOT GREATER THAN 120 MONTHS, prior year \$.....0 current year \$.....0.

ACCIDENT AND HEALTH INSURANCE

	1	2	3	4	5
	Direct Premiums	Direct Premiums Earned	Dividends Paid Or Credited on Direct Business	Direct Losses Paid	Direct Losses Incurred
24. Group policies (b).....					
24.1 Federal Employee Health Benefits Plan premium (b).....					
24.2 Credit (group and individual).....					
24.3 Collectively renewable policies (b).....					
24.4 Medicare Title XVIII exempt from state taxes or fees.....					
Other Individual Policies:					
25.1 Non-cancelable (b).....					
25.2 Guaranteed renewable (b).....					
25.3 Non-renewable for stated reasons only (b).....					
25.4 Other accident only.....					
25.5 All other (b).....					
25.6 Totals (Sum of Lines 25.1 to 25.5).....	0	0	0	0	0
26. Totals (Lines 24 + 24.1 + 24.2 + 24.3 + 24.4 + 25.6).....	0	0	0	0	0

NONE

(b) For health business on indicated lines report: Number of persons insured under PPO managed products.....0 and number of persons insured under indemnity only products.....0.



DIRECT BUSINESS IN Other Alien # 13 DURING THE YEAR
NAIC Group Code....0140 NAIC Company Code....92657

LIFE INSURANCE

	1	2	3	4	5
	Ordinary	Credit Life (Group and Individual)	Group	Industrial	Total
DIRECT PREMIUMS AND ANNUITY CONSIDERATIONS					
1. Life insurance.....					0
2. Annuity considerations.....					0
3. Deposit-type contract funds.....		XXX		XXX	0
4. Other considerations.....					0
5. Totals (Sum of Lines 1 to 4).....	0	0	0	0	0
DIRECT DIVIDENDS TO POLICYHOLDERS					
Life insurance:					
6.1 Paid in cash or left on deposit.....					0
6.2 Applied to pay renewal premiums.....					0
6.3 Applied to provide paid-up additions or shorten the endowment or premium-paying period.....					0
6.4 Other.....					0
6.5 Totals (Sum of Lines 6.1 to 6.4).....	0	0	0	0	0
Annuities:					
7.1 Paid in cash or left on deposit.....					0
7.2 Applied to provide paid-up annuities.....					0
7.3 Other.....					0
7.4 Totals (Sum of Lines 7.1 to 7.3).....	0	0	0	0	0
8. Grand Totals (Lines 6.5 + 7.4).....	0	0	0	0	0
DIRECT CLAIMS AND BENEFITS PAID					
9. Death benefits.....					0
10. Matured endowments.....					0
11. Annuity benefits.....					0
12. Surrender values and withdrawals for life contracts.....					0
13. Aggregate write-ins for miscellaneous direct claims and benefits paid.....	0	0	0	0	0
14. All other benefits, except accident and health.....					0
15. Totals.....	0	0	0	0	0

NONE

DETAILS OF WRITE-INS					
1301.					0
1302.					0
1303.					0
1398. Summary of remaining write-ins for Line 13 from overflow page.....	0	0	0	0	0
1399. Total (Lines 1301 through 1303 plus 1398)(Line 13 above).....	0	0	0	0	0

	Ordinary		Credit Life (Group and Individual)		Group		Industrial		Total	
	1	2	3	4	5	6	7	8	9	10
	No.	Amount	No. of Ind. Pols. & Gr. Certifs.	Amount	No. of Certifs.	Amount	No.	Amount	No.	Amount
DIRECT DEATH BENEFITS AND MATURED ENDOWMENTS INCURRED										
16. Unpaid December 31, prior year.....									0	0
17. Incurred during current year.....									0	0
Settled during current year:										
18.1 By payment in full.....									0	0
18.2 By payment on compromised claims.....									0	0
18.3 Totals paid.....	0	0	0	0	0	0	0	0	0	0
18.4 Reduction by compromise.....									0	0
18.5 Amount rejected.....									0	0
18.6 Total settlements.....	0	0	0	0	0	0	0	0	0	0
19. Unpaid Dec. 31, current year (Lines 16 + 17 - 18.6).....	0	0	0	0	0	0	0	0	0	0
POLICY EXHIBIT					No. of Pol.					
20. In force December 31, prior year.....				(a).....					0	0
21. Issued during year.....									0	0
22. Other changes to in force (Net).....									0	0
23. In force December 31 of current year.....	0	0	0	(a).....	0	0	0	0	0	0

NONE

(a) Includes Individual Credit Life Insurance, prior year \$.....0 current year \$.....0.
Includes Group Credit Life Insurance Loans less than or equal to 60 months at issue, prior year \$.....0 current year \$.....0.
Loans greater than 60 months at issue BUT NOT GREATER THAN 120 MONTHS, prior year \$.....0 current year \$.....0.

ACCIDENT AND HEALTH INSURANCE

	1	2	3	4	5
	Direct Premiums	Direct Premiums Earned	Dividends Paid Or Credited on Direct Business	Direct Losses Paid	Direct Losses Incurred
24. Group policies (b).....					
24.1 Federal Employee Health Benefits Plan premium (b).....					
24.2 Credit (group and individual).....					
24.3 Collectively renewable policies (b).....					
24.4 Medicare Title XVIII exempt from state taxes or fees.....					
Other Individual Policies:					
25.1 Non-cancelable (b).....					
25.2 Guaranteed renewable (b).....					
25.3 Non-renewable for stated reasons only (b).....					
25.4 Other accident only.....					
25.5 All other (b).....					
25.6 Totals (Sum of Lines 25.1 to 25.5).....	0	0	0	0	0
26. Totals (Lines 24 + 24.1 + 24.2 + 24.3 + 24.4 + 25.6).....	0	0	0	0	0

NONE

(b) For health business on indicated lines report: Number of persons insured under PPO managed products.....0 and number of persons insured under indemnity only products.....0.

NATIONWIDE LIFE AND ANNUITY INSURANCE COMPANY



DIRECT BUSINESS IN Other Alien # 14 DURING THE YEAR
NAIC Group Code....0140 NAIC Company Code....92657

LIFE INSURANCE

	1	2	3	4	5
	Ordinary	Credit Life (Group and Individual)	Group	Industrial	Total
DIRECT PREMIUMS AND ANNUITY CONSIDERATIONS					
1. Life insurance.....					0
2. Annuity considerations.....					0
3. Deposit-type contract funds.....		XXX		XXX	0
4. Other considerations.....					0
5. Totals (Sum of Lines 1 to 4).....	0	0	0	0	0
DIRECT DIVIDENDS TO POLICYHOLDERS					
Life insurance:					
6.1 Paid in cash or left on deposit.....					0
6.2 Applied to pay renewal premiums.....					0
6.3 Applied to provide paid-up additions or shorten the endowment or premium-paying period.....					0
6.4 Other.....					0
6.5 Totals (Sum of Lines 6.1 to 6.4).....	0	0	0	0	0
Annuities:					
7.1 Paid in cash or left on deposit.....					0
7.2 Applied to provide paid-up annuities.....					0
7.3 Other.....					0
7.4 Totals (Sum of Lines 7.1 to 7.3).....	0	0	0	0	0
8. Grand Totals (Lines 6.5 + 7.4).....	0	0	0	0	0
DIRECT CLAIMS AND BENEFITS PAID					
9. Death benefits.....					0
10. Matured endowments.....					0
11. Annuity benefits.....					0
12. Surrender values and withdrawals for life contracts.....					0
13. Aggregate write-ins for miscellaneous direct claims and benefits paid.....	0	0	0	0	0
14. All other benefits, except accident and health.....					0
15. Totals.....	0	0	0	0	0

NONE

DETAILS OF WRITE-INS					
1301.					0
1302.					0
1303.					0
1398. Summary of remaining write-ins for Line 13 from overflow page.....	0	0	0	0	0
1399. Total (Lines 1301 through 1303 plus 1398)(Line 13 above).....	0	0	0	0	0

	Ordinary		Credit Life (Group and Individual)		Group		Industrial		Total	
	1	2	3	4	5	6	7	8	9	10
	No.	Amount	No. of Ind. Pols. & Gr. Certifs.	Amount	No. of Certifs.	Amount	No.	Amount	No.	Amount
DIRECT DEATH BENEFITS AND MATURED ENDOWMENTS INCURRED										
16. Unpaid December 31, prior year.....									0	0
17. Incurred during current year.....									0	0
Settled during current year:										
18.1 By payment in full.....									0	0
18.2 By payment on compromised claims.....									0	0
18.3 Totals paid.....	0	0	0	0	0	0	0	0	0	0
18.4 Reduction by compromise.....									0	0
18.5 Amount rejected.....									0	0
18.6 Total settlements.....	0	0	0	0	0	0	0	0	0	0
19. Unpaid Dec. 31, current year (Lines 16 + 17 - 18.6).....	0	0	0	0	0	0	0	0	0	0
POLICY EXHIBIT					No. of Pol.					
20. In force December 31, prior year.....				(a).....					0	0
21. Issued during year.....									0	0
22. Other changes to in force (Net).....									0	0
23. In force December 31 of current year.....	0	0	0	(a).....	0	0	0	0	0	0

NONE

(a) Includes Individual Credit Life Insurance, prior year \$.....0 current year \$.....0.
Includes Group Credit Life Insurance Loans less than or equal to 60 months at issue, prior year \$.....0 current year \$.....0.
Loans greater than 60 months at issue BUT NOT GREATER THAN 120 MONTHS, prior year \$.....0 current year \$.....0.

ACCIDENT AND HEALTH INSURANCE

	1	2	3	4	5
	Direct Premiums	Direct Premiums Earned	Dividends Paid Or Credited on Direct Business	Direct Losses Paid	Direct Losses Incurred
24. Group policies (b).....					
24.1 Federal Employee Health Benefits Plan premium (b).....					
24.2 Credit (group and individual).....					
24.3 Collectively renewable policies (b).....					
24.4 Medicare Title XVIII exempt from state taxes or fees.....					
Other Individual Policies:					
25.1 Non-cancelable (b).....					
25.2 Guaranteed renewable (b).....					
25.3 Non-renewable for stated reasons only (b).....					
25.4 Other accident only.....					
25.5 All other (b).....					
25.6 Totals (Sum of Lines 25.1 to 25.5).....	0	0	0	0	0
26. Totals (Lines 24 + 24.1 + 24.2 + 24.3 + 24.4 + 25.6).....	0	0	0	0	0

NONE

(b) For health business on indicated lines report: Number of persons insured under PPO managed products.....0 and number of persons insured under indemnity only products.....0.



DIRECT BUSINESS IN Other Alien # 15 DURING THE YEAR
NAIC Group Code.....0140 NAIC Company Code.....92657

LIFE INSURANCE

	1	2	3	4	5
	Ordinary	Credit Life (Group and Individual)	Group	Industrial	Total
DIRECT PREMIUMS AND ANNUITY CONSIDERATIONS					
1. Life insurance.....					0
2. Annuity considerations.....					0
3. Deposit-type contract funds.....		XXX		XXX	0
4. Other considerations.....					0
5. Totals (Sum of Lines 1 to 4).....	0	0	0	0	0
DIRECT DIVIDENDS TO POLICYHOLDERS					
Life insurance:					
6.1 Paid in cash or left on deposit.....					0
6.2 Applied to pay renewal premiums.....					0
6.3 Applied to provide paid-up additions or shorten the endowment or premium-paying period.....					0
6.4 Other.....					0
6.5 Totals (Sum of Lines 6.1 to 6.4).....	0	0	0	0	0
Annuities:					
7.1 Paid in cash or left on deposit.....					0
7.2 Applied to provide paid-up annuities.....					0
7.3 Other.....					0
7.4 Totals (Sum of Lines 7.1 to 7.3).....	0	0	0	0	0
8. Grand Totals (Lines 6.5 + 7.4).....	0	0	0	0	0
DIRECT CLAIMS AND BENEFITS PAID					
9. Death benefits.....					0
10. Matured endowments.....					0
11. Annuity benefits.....					0
12. Surrender values and withdrawals for life contracts.....					0
13. Aggregate write-ins for miscellaneous direct claims and benefits paid.....	0	0	0	0	0
14. All other benefits, except accident and health.....					0
15. Totals.....	0	0	0	0	0

NONE

DETAILS OF WRITE-INS					
1301.					0
1302.					0
1303.					0
1398. Summary of remaining write-ins for Line 13 from overflow page.....	0	0	0	0	0
1399. Total (Lines 1301 through 1303 plus 1398)(Line 13 above).....	0	0	0	0	0

	Ordinary		Credit Life (Group and Individual)		Group		Industrial		Total	
	1	2	3	4	5	6	7	8	9	10
	No.	Amount	No. of Ind. Pols. & Gr. Certifs.	Amount	No. of Certifs.	Amount	No.	Amount	No.	Amount
DIRECT DEATH BENEFITS AND MATURED ENDOWMENTS INCURRED										
16. Unpaid December 31, prior year.....									0	0
17. Incurred during current year.....									0	0
Settled during current year:										
18.1 By payment in full.....									0	0
18.2 By payment on compromised claims.....									0	0
18.3 Totals paid.....	0	0	0	0	0	0	0	0	0	0
18.4 Reduction by compromise.....									0	0
18.5 Amount rejected.....									0	0
18.6 Total settlements.....	0	0	0	0	0	0	0	0	0	0
19. Unpaid Dec. 31, current year (Lines 16 + 17 - 18.6).....	0	0	0	0	0	0	0	0	0	0
POLICY EXHIBIT					No. of Pol.					
20. In force December 31, prior year.....				(a).....					0	0
21. Issued during year.....									0	0
22. Other changes to in force (Net).....									0	0
23. In force December 31 of current year.....	0	0	0	(a).....	0	0	0	0	0	0

NONE

(a) Includes Individual Credit Life Insurance, prior year \$.....0 current year \$.....0.
Includes Group Credit Life Insurance Loans less than or equal to 60 months at issue, prior year \$.....0 current year \$.....0.
Loans greater than 60 months at issue BUT NOT GREATER THAN 120 MONTHS, prior year \$.....0 current year \$.....0.

ACCIDENT AND HEALTH INSURANCE

	1	2	3	4	5
	Direct Premiums	Direct Premiums Earned	Dividends Paid Or Credited on Direct Business	Direct Losses Paid	Direct Losses Incurred
24. Group policies (b).....					
24.1 Federal Employee Health Benefits Plan premium (b).....					
24.2 Credit (group and individual).....					
24.3 Collectively renewable policies (b).....					
24.4 Medicare Title XVIII exempt from state taxes or fees.....					
Other Individual Policies:					
25.1 Non-cancelable (b).....					
25.2 Guaranteed renewable (b).....					
25.3 Non-renewable for stated reasons only (b).....					
25.4 Other accident only.....					
25.5 All other (b).....					
25.6 Totals (Sum of Lines 25.1 to 25.5).....	0	0	0	0	0
26. Totals (Lines 24 + 24.1 + 24.2 + 24.3 + 24.4 + 25.6).....	0	0	0	0	0

NONE

(b) For health business on indicated lines report: Number of persons insured under PPO managed products.....0 and number of persons insured under indemnity only products.....0.



DIRECT BUSINESS IN Other Alien # 16 DURING THE YEAR
NAIC Group Code....0140 NAIC Company Code....92657

LIFE INSURANCE

	1	2	3	4	5
	Ordinary	Credit Life (Group and Individual)	Group	Industrial	Total
DIRECT PREMIUMS AND ANNUITY CONSIDERATIONS					
1. Life insurance.....					0
2. Annuity considerations.....					0
3. Deposit-type contract funds.....		XXX		XXX	0
4. Other considerations.....					0
5. Totals (Sum of Lines 1 to 4).....	0	0	0	0	0
DIRECT DIVIDENDS TO POLICYHOLDERS					
Life insurance:					
6.1 Paid in cash or left on deposit.....					0
6.2 Applied to pay renewal premiums.....					0
6.3 Applied to provide paid-up additions or shorten the endowment or premium-paying period.....					0
6.4 Other.....					0
6.5 Totals (Sum of Lines 6.1 to 6.4).....	0	0	0	0	0
Annuities:					
7.1 Paid in cash or left on deposit.....					0
7.2 Applied to provide paid-up annuities.....					0
7.3 Other.....					0
7.4 Totals (Sum of Lines 7.1 to 7.3).....	0	0	0	0	0
8. Grand Totals (Lines 6.5 + 7.4).....	0	0	0	0	0
DIRECT CLAIMS AND BENEFITS PAID					
9. Death benefits.....					0
10. Matured endowments.....					0
11. Annuity benefits.....					0
12. Surrender values and withdrawals for life contracts.....					0
13. Aggregate write-ins for miscellaneous direct claims and benefits paid.....	0	0	0	0	0
14. All other benefits, except accident and health.....					0
15. Totals.....	0	0	0	0	0

NONE

DETAILS OF WRITE-INS					
1301.					0
1302.					0
1303.					0
1398. Summary of remaining write-ins for Line 13 from overflow page.....	0	0	0	0	0
1399. Total (Lines 1301 through 1303 plus 1398)(Line 13 above).....	0	0	0	0	0

	Ordinary		Credit Life (Group and Individual)		Group		Industrial		Total	
	1	2	3	4	5	6	7	8	9	10
	No.	Amount	No. of Ind. Pols. & Gr. Certifs.	Amount	No. of Certifs.	Amount	No.	Amount	No.	Amount
DIRECT DEATH BENEFITS AND MATURED ENDOWMENTS INCURRED										
16. Unpaid December 31, prior year.....									0	0
17. Incurred during current year.....									0	0
Settled during current year:										
18.1 By payment in full.....									0	0
18.2 By payment on compromised claims.....									0	0
18.3 Totals paid.....	0	0	0	0	0	0	0	0	0	0
18.4 Reduction by compromise.....									0	0
18.5 Amount rejected.....									0	0
18.6 Total settlements.....	0	0	0	0	0	0	0	0	0	0
19. Unpaid Dec. 31, current year (Lines 16 + 17 - 18.6).....	0	0	0	0	0	0	0	0	0	0
POLICY EXHIBIT					No. of Pol.					
20. In force December 31, prior year.....				(a).....					0	0
21. Issued during year.....									0	0
22. Other changes to in force (Net).....									0	0
23. In force December 31 of current year.....	0	0	0	(a).....	0	0	0	0	0	0

NONE

(a) Includes Individual Credit Life Insurance, prior year \$.....0 current year \$.....0.
Includes Group Credit Life Insurance Loans less than or equal to 60 months at issue, prior year \$.....0 current year \$.....0.
Loans greater than 60 months at issue BUT NOT GREATER THAN 120 MONTHS, prior year \$.....0 current year \$.....0.

ACCIDENT AND HEALTH INSURANCE

	1	2	3	4	5
	Direct Premiums	Direct Premiums Earned	Dividends Paid Or Credited on Direct Business	Direct Losses Paid	Direct Losses Incurred
24. Group policies (b).....					
24.1 Federal Employee Health Benefits Plan premium (b).....					
24.2 Credit (group and individual).....					
24.3 Collectively renewable policies (b).....					
24.4 Medicare Title XVIII exempt from state taxes or fees.....					
Other Individual Policies:					
25.1 Non-cancelable (b).....					
25.2 Guaranteed renewable (b).....					
25.3 Non-renewable for stated reasons only (b).....					
25.4 Other accident only.....					
25.5 All other (b).....					
25.6 Totals (Sum of Lines 25.1 to 25.5).....	0	0	0	0	0
26. Totals (Lines 24 + 24.1 + 24.2 + 24.3 + 24.4 + 25.6).....	0	0	0	0	0

NONE

(b) For health business on indicated lines report: Number of persons insured under PPO managed products.....0 and number of persons insured under indemnity only products.....0.



DIRECT BUSINESS IN Other Alien # 17 DURING THE YEAR
NAIC Group Code.....0140 NAIC Company Code.....92657

LIFE INSURANCE

	1	2	3	4	5
	Ordinary	Credit Life (Group and Individual)	Group	Industrial	Total
DIRECT PREMIUMS AND ANNUITY CONSIDERATIONS					
1. Life insurance.....					0
2. Annuity considerations.....					0
3. Deposit-type contract funds.....		XXX		XXX	0
4. Other considerations.....					0
5. Totals (Sum of Lines 1 to 4).....	0	0	0	0	0
DIRECT DIVIDENDS TO POLICYHOLDERS					
Life insurance:					
6.1 Paid in cash or left on deposit.....					0
6.2 Applied to pay renewal premiums.....					0
6.3 Applied to provide paid-up additions or shorten the endowment or premium-paying period.....					0
6.4 Other.....					0
6.5 Totals (Sum of Lines 6.1 to 6.4).....	0	0	0	0	0
Annuities:					
7.1 Paid in cash or left on deposit.....					0
7.2 Applied to provide paid-up annuities.....					0
7.3 Other.....					0
7.4 Totals (Sum of Lines 7.1 to 7.3).....	0	0	0	0	0
8. Grand Totals (Lines 6.5 + 7.4).....	0	0	0	0	0
DIRECT CLAIMS AND BENEFITS PAID					
9. Death benefits.....					0
10. Matured endowments.....					0
11. Annuity benefits.....					0
12. Surrender values and withdrawals for life contracts.....					0
13. Aggregate write-ins for miscellaneous direct claims and benefits paid.....	0	0	0	0	0
14. All other benefits, except accident and health.....					0
15. Totals.....	0	0	0	0	0

NONE

DETAILS OF WRITE-INS					
1301.					0
1302.					0
1303.					0
1398. Summary of remaining write-ins for Line 13 from overflow page.....	0	0	0	0	0
1399. Total (Lines 1301 through 1303 plus 1398)(Line 13 above).....	0	0	0	0	0

	Ordinary		Credit Life (Group and Individual)		Group		Industrial		Total	
	1	2	3	4	5	6	7	8	9	10
	No.	Amount	No. of Ind. Pols. & Gr. Certifs.	Amount	No. of Certifs.	Amount	No.	Amount	No.	Amount
DIRECT DEATH BENEFITS AND MATURED ENDOWMENTS INCURRED										
16. Unpaid December 31, prior year.....									0	0
17. Incurred during current year.....									0	0
Settled during current year:										
18.1 By payment in full.....									0	0
18.2 By payment on compromised claims.....									0	0
18.3 Totals paid.....	0	0	0	0	0	0	0	0	0	0
18.4 Reduction by compromise.....									0	0
18.5 Amount rejected.....									0	0
18.6 Total settlements.....	0	0	0	0	0	0	0	0	0	0
19. Unpaid Dec. 31, current year (Lines 16 + 17 - 18.6).....	0	0	0	0	0	0	0	0	0	0
POLICY EXHIBIT					No. of Pol.					
20. In force December 31, prior year.....				(a).....					0	0
21. Issued during year.....									0	0
22. Other changes to in force (Net).....									0	0
23. In force December 31 of current year.....	0	0	0	(a).....	0	0	0	0	0	0

NONE

(a) Includes Individual Credit Life Insurance, prior year \$.....0 current year \$.....0.
Includes Group Credit Life Insurance Loans less than or equal to 60 months at issue, prior year \$.....0 current year \$.....0.
Loans greater than 60 months at issue BUT NOT GREATER THAN 120 MONTHS, prior year \$.....0 current year \$.....0.

ACCIDENT AND HEALTH INSURANCE

	1	2	3	4	5
	Direct Premiums	Direct Premiums Earned	Dividends Paid Or Credited on Direct Business	Direct Losses Paid	Direct Losses Incurred
24. Group policies (b).....					
24.1 Federal Employee Health Benefits Plan premium (b).....					
24.2 Credit (group and individual).....					
24.3 Collectively renewable policies (b).....					
24.4 Medicare Title XVIII exempt from state taxes or fees.....					
Other Individual Policies:					
25.1 Non-cancelable (b).....					
25.2 Guaranteed renewable (b).....					
25.3 Non-renewable for stated reasons only (b).....					
25.4 Other accident only.....					
25.5 All other (b).....					
25.6 Totals (Sum of Lines 25.1 to 25.5).....	0	0	0	0	0
26. Totals (Lines 24 + 24.1 + 24.2 + 24.3 + 24.4 + 25.6).....	0	0	0	0	0

NONE

(b) For health business on indicated lines report: Number of persons insured under PPO managed products.....0 and number of persons insured under indemnity only products.....0.



DIRECT BUSINESS IN Other Alien # 18 DURING THE YEAR
NAIC Group Code.....0140 NAIC Company Code.....92657

LIFE INSURANCE

	1	2	3	4	5
	Ordinary	Credit Life (Group and Individual)	Group	Industrial	Total
DIRECT PREMIUMS AND ANNUITY CONSIDERATIONS					
1. Life insurance.....					0
2. Annuity considerations.....					0
3. Deposit-type contract funds.....		XXX		XXX	0
4. Other considerations.....					0
5. Totals (Sum of Lines 1 to 4).....	0	0	0	0	0
DIRECT DIVIDENDS TO POLICYHOLDERS					
Life insurance:					
6.1 Paid in cash or left on deposit.....					0
6.2 Applied to pay renewal premiums.....					0
6.3 Applied to provide paid-up additions or shorten the endowment or premium-paying period.....					0
6.4 Other.....					0
6.5 Totals (Sum of Lines 6.1 to 6.4).....	0	0	0	0	0
Annuities:					
7.1 Paid in cash or left on deposit.....					0
7.2 Applied to provide paid-up annuities.....					0
7.3 Other.....					0
7.4 Totals (Sum of Lines 7.1 to 7.3).....	0	0	0	0	0
8. Grand Totals (Lines 6.5 + 7.4).....	0	0	0	0	0
DIRECT CLAIMS AND BENEFITS PAID					
9. Death benefits.....					0
10. Matured endowments.....					0
11. Annuity benefits.....					0
12. Surrender values and withdrawals for life contracts.....					0
13. Aggregate write-ins for miscellaneous direct claims and benefits paid.....	0	0	0	0	0
14. All other benefits, except accident and health.....					0
15. Totals.....	0	0	0	0	0

NONE

DETAILS OF WRITE-INS					
1301.					0
1302.					0
1303.					0
1398. Summary of remaining write-ins for Line 13 from overflow page.....	0	0	0	0	0
1399. Total (Lines 1301 through 1303 plus 1398)(Line 13 above).....	0	0	0	0	0

	Ordinary		Credit Life (Group and Individual)		Group		Industrial		Total	
	1	2	3	4	5	6	7	8	9	10
	No.	Amount	No. of Ind. Pols. & Gr. Certifs.	Amount	No. of Certifs.	Amount	No.	Amount	No.	Amount
DIRECT DEATH BENEFITS AND MATURED ENDOWMENTS INCURRED										
16. Unpaid December 31, prior year.....									0	0
17. Incurred during current year.....									0	0
Settled during current year:										
18.1 By payment in full.....									0	0
18.2 By payment on compromised claims.....									0	0
18.3 Totals paid.....	0	0	0	0	0	0	0	0	0	0
18.4 Reduction by compromise.....									0	0
18.5 Amount rejected.....									0	0
18.6 Total settlements.....	0	0	0	0	0	0	0	0	0	0
19. Unpaid Dec. 31, current year (Lines 16 + 17 - 18.6).....	0	0	0	0	0	0	0	0	0	0
POLICY EXHIBIT					No. of Pol.					
20. In force December 31, prior year.....				(a).....					0	0
21. Issued during year.....									0	0
22. Other changes to in force (Net).....									0	0
23. In force December 31 of current year.....	0	0	0	(a).....	0	0	0	0	0	0

NONE

(a) Includes Individual Credit Life Insurance, prior year \$.....0 current year \$.....0.
Includes Group Credit Life Insurance Loans less than or equal to 60 months at issue, prior year \$.....0 current year \$.....0.
Loans greater than 60 months at issue BUT NOT GREATER THAN 120 MONTHS, prior year \$.....0 current year \$.....0.

ACCIDENT AND HEALTH INSURANCE

	1	2	3	4	5
	Direct Premiums	Direct Premiums Earned	Dividends Paid Or Credited on Direct Business	Direct Losses Paid	Direct Losses Incurred
24. Group policies (b).....					
24.1 Federal Employee Health Benefits Plan premium (b).....					
24.2 Credit (group and individual).....					
24.3 Collectively renewable policies (b).....					
24.4 Medicare Title XVIII exempt from state taxes or fees.....					
Other Individual Policies:					
25.1 Non-cancelable (b).....					
25.2 Guaranteed renewable (b).....					
25.3 Non-renewable for stated reasons only (b).....					
25.4 Other accident only.....					
25.5 All other (b).....					
25.6 Totals (Sum of Lines 25.1 to 25.5).....	0	0	0	0	0
26. Totals (Lines 24 + 24.1 + 24.2 + 24.3 + 24.4 + 25.6).....	0	0	0	0	0

NONE

(b) For health business on indicated lines report: Number of persons insured under PPO managed products.....0 and number of persons insured under indemnity only products.....0.



DIRECT BUSINESS IN Other Alien # 19 DURING THE YEAR
NAIC Group Code.....0140 NAIC Company Code.....92657

LIFE INSURANCE

	1	2	3	4	5
	Ordinary	Credit Life (Group and Individual)	Group	Industrial	Total
DIRECT PREMIUMS AND ANNUITY CONSIDERATIONS					
1. Life insurance.....					0
2. Annuity considerations.....					0
3. Deposit-type contract funds.....		XXX		XXX	0
4. Other considerations.....					0
5. Totals (Sum of Lines 1 to 4).....	0	0	0	0	0
DIRECT DIVIDENDS TO POLICYHOLDERS					
Life insurance:					
6.1 Paid in cash or left on deposit.....					0
6.2 Applied to pay renewal premiums.....					0
6.3 Applied to provide paid-up additions or shorten the endowment or premium-paying period.....					0
6.4 Other.....					0
6.5 Totals (Sum of Lines 6.1 to 6.4).....	0	0	0	0	0
Annuities:					
7.1 Paid in cash or left on deposit.....					0
7.2 Applied to provide paid-up annuities.....					0
7.3 Other.....					0
7.4 Totals (Sum of Lines 7.1 to 7.3).....	0	0	0	0	0
8. Grand Totals (Lines 6.5 + 7.4).....	0	0	0	0	0
DIRECT CLAIMS AND BENEFITS PAID					
9. Death benefits.....					0
10. Matured endowments.....					0
11. Annuity benefits.....					0
12. Surrender values and withdrawals for life contracts.....					0
13. Aggregate write-ins for miscellaneous direct claims and benefits paid.....	0	0	0	0	0
14. All other benefits, except accident and health.....					0
15. Totals.....	0	0	0	0	0

NONE

DETAILS OF WRITE-INS					
1301.					0
1302.					0
1303.					0
1398. Summary of remaining write-ins for Line 13 from overflow page.....	0	0	0	0	0
1399. Total (Lines 1301 through 1303 plus 1398)(Line 13 above).....	0	0	0	0	0

	Ordinary		Credit Life (Group and Individual)		Group		Industrial		Total	
	1	2	3	4	5	6	7	8	9	10
	No.	Amount	No. of Ind. Pols. & Gr. Certifs.	Amount	No. of Certifs.	Amount	No.	Amount	No.	Amount
DIRECT DEATH BENEFITS AND MATURED ENDOWMENTS INCURRED										
16. Unpaid December 31, prior year.....									0	0
17. Incurred during current year.....									0	0
Settled during current year:										
18.1 By payment in full.....									0	0
18.2 By payment on compromised claims.....									0	0
18.3 Totals paid.....	0	0	0	0	0	0	0	0	0	0
18.4 Reduction by compromise.....									0	0
18.5 Amount rejected.....									0	0
18.6 Total settlements.....	0	0	0	0	0	0	0	0	0	0
19. Unpaid Dec. 31, current year (Lines 16 + 17 - 18.6).....	0	0	0	0	0	0	0	0	0	0
POLICY EXHIBIT					No. of Pol.					
20. In force December 31, prior year.....				(a).....					0	0
21. Issued during year.....									0	0
22. Other changes to in force (Net).....									0	0
23. In force December 31 of current year.....	0	0	0	(a).....	0	0	0	0	0	0

NONE

(a) Includes Individual Credit Life Insurance, prior year \$.....0 current year \$.....0.
Includes Group Credit Life Insurance Loans less than or equal to 60 months at issue, prior year \$.....0 current year \$.....0.
Loans greater than 60 months at issue BUT NOT GREATER THAN 120 MONTHS, prior year \$.....0 current year \$.....0.

ACCIDENT AND HEALTH INSURANCE

	1	2	3	4	5
	Direct Premiums	Direct Premiums Earned	Dividends Paid Or Credited on Direct Business	Direct Losses Paid	Direct Losses Incurred
24. Group policies (b).....					
24.1 Federal Employee Health Benefits Plan premium (b).....					
24.2 Credit (group and individual).....					
24.3 Collectively renewable policies (b).....					
24.4 Medicare Title XVIII exempt from state taxes or fees.....					
Other Individual Policies:					
25.1 Non-cancelable (b).....					
25.2 Guaranteed renewable (b).....					
25.3 Non-renewable for stated reasons only (b).....					
25.4 Other accident only.....					
25.5 All other (b).....					
25.6 Totals (Sum of Lines 25.1 to 25.5).....	0	0	0	0	0
26. Totals (Lines 24 + 24.1 + 24.2 + 24.3 + 24.4 + 25.6).....	0	0	0	0	0

NONE

(b) For health business on indicated lines report: Number of persons insured under PPO managed products.....0 and number of persons insured under indemnity only products.....0.



DIRECT BUSINESS IN Other Alien # 20 DURING THE YEAR
NAIC Group Code....0140 NAIC Company Code....92657

LIFE INSURANCE

	1	2	3	4	5
	Ordinary	Credit Life (Group and Individual)	Group	Industrial	Total
DIRECT PREMIUMS AND ANNUITY CONSIDERATIONS					
1. Life insurance.....					0
2. Annuity considerations.....					0
3. Deposit-type contract funds.....		XXX		XXX	0
4. Other considerations.....					0
5. Totals (Sum of Lines 1 to 4).....	0	0	0	0	0
DIRECT DIVIDENDS TO POLICYHOLDERS					
Life insurance:					
6.1 Paid in cash or left on deposit.....					0
6.2 Applied to pay renewal premiums.....					0
6.3 Applied to provide paid-up additions or shorten the endowment or premium-paying period.....					0
6.4 Other.....					0
6.5 Totals (Sum of Lines 6.1 to 6.4).....	0	0	0	0	0
Annuities:					
7.1 Paid in cash or left on deposit.....					0
7.2 Applied to provide paid-up annuities.....					0
7.3 Other.....					0
7.4 Totals (Sum of Lines 7.1 to 7.3).....	0	0	0	0	0
8. Grand Totals (Lines 6.5 + 7.4).....	0	0	0	0	0
DIRECT CLAIMS AND BENEFITS PAID					
9. Death benefits.....					0
10. Matured endowments.....					0
11. Annuity benefits.....					0
12. Surrender values and withdrawals for life contracts.....					0
13. Aggregate write-ins for miscellaneous direct claims and benefits paid.....	0	0	0	0	0
14. All other benefits, except accident and health.....					0
15. Totals.....	0	0	0	0	0

NONE

DETAILS OF WRITE-INS					
1301.					0
1302.					0
1303.					0
1398. Summary of remaining write-ins for Line 13 from overflow page.....	0	0	0	0	0
1399. Total (Lines 1301 through 1303 plus 1398)(Line 13 above).....	0	0	0	0	0

	Ordinary		Credit Life (Group and Individual)		Group		Industrial		Total	
	1	2	3	4	5	6	7	8	9	10
	No.	Amount	No. of Ind. Pols. & Gr. Certifs.	Amount	No. of Certifs.	Amount	No.	Amount	No.	Amount
DIRECT DEATH BENEFITS AND MATURED ENDOWMENTS INCURRED										
16. Unpaid December 31, prior year.....									0	0
17. Incurred during current year.....									0	0
Settled during current year:										
18.1 By payment in full.....									0	0
18.2 By payment on compromised claims.....									0	0
18.3 Totals paid.....	0	0	0	0	0	0	0	0	0	0
18.4 Reduction by compromise.....									0	0
18.5 Amount rejected.....									0	0
18.6 Total settlements.....	0	0	0	0	0	0	0	0	0	0
19. Unpaid Dec. 31, current year (Lines 16 + 17 - 18.6).....	0	0	0	0	0	0	0	0	0	0
POLICY EXHIBIT					No. of Pol.					
20. In force December 31, prior year.....				(a).....					0	0
21. Issued during year.....									0	0
22. Other changes to in force (Net).....									0	0
23. In force December 31 of current year.....	0	0	0	(a).....	0	0	0	0	0	0

NONE

(a) Includes Individual Credit Life Insurance, prior year \$.....0 current year \$.....0.
Includes Group Credit Life Insurance Loans less than or equal to 60 months at issue, prior year \$.....0 current year \$.....0.
Loans greater than 60 months at issue BUT NOT GREATER THAN 120 MONTHS, prior year \$.....0 current year \$.....0.

ACCIDENT AND HEALTH INSURANCE

	1	2	3	4	5
	Direct Premiums	Direct Premiums Earned	Dividends Paid Or Credited on Direct Business	Direct Losses Paid	Direct Losses Incurred
24. Group policies (b).....					
24.1 Federal Employee Health Benefits Plan premium (b).....					
24.2 Credit (group and individual).....					
24.3 Collectively renewable policies (b).....					
24.4 Medicare Title XVIII exempt from state taxes or fees.....					
Other Individual Policies:					
25.1 Non-cancelable (b).....					
25.2 Guaranteed renewable (b).....					
25.3 Non-renewable for stated reasons only (b).....					
25.4 Other accident only.....					
25.5 All other (b).....					
25.6 Totals (Sum of Lines 25.1 to 25.5).....	0	0	0	0	0
26. Totals (Lines 24 + 24.1 + 24.2 + 24.3 + 24.4 + 25.6).....	0	0	0	0	0

NONE

(b) For health business on indicated lines report: Number of persons insured under PPO managed products.....0 and number of persons insured under indemnity only products.....0.



DIRECT BUSINESS IN Other Alien # 21 DURING THE YEAR
NAIC Group Code.....0140 NAIC Company Code.....92657

LIFE INSURANCE

	1	2	3	4	5
	Ordinary	Credit Life (Group and Individual)	Group	Industrial	Total
DIRECT PREMIUMS AND ANNUITY CONSIDERATIONS					
1. Life insurance.....					0
2. Annuity considerations.....					0
3. Deposit-type contract funds.....		XXX		XXX	0
4. Other considerations.....					0
5. Totals (Sum of Lines 1 to 4).....	0	0	0	0	0
DIRECT DIVIDENDS TO POLICYHOLDERS					
Life insurance:					
6.1 Paid in cash or left on deposit.....					0
6.2 Applied to pay renewal premiums.....					0
6.3 Applied to provide paid-up additions or shorten the endowment or premium-paying period.....					0
6.4 Other.....					0
6.5 Totals (Sum of Lines 6.1 to 6.4).....	0	0	0	0	0
Annuities:					
7.1 Paid in cash or left on deposit.....					0
7.2 Applied to provide paid-up annuities.....					0
7.3 Other.....					0
7.4 Totals (Sum of Lines 7.1 to 7.3).....	0	0	0	0	0
8. Grand Totals (Lines 6.5 + 7.4).....	0	0	0	0	0
DIRECT CLAIMS AND BENEFITS PAID					
9. Death benefits.....					0
10. Matured endowments.....					0
11. Annuity benefits.....					0
12. Surrender values and withdrawals for life contracts.....					0
13. Aggregate write-ins for miscellaneous direct claims and benefits paid.....	0	0	0	0	0
14. All other benefits, except accident and health.....					0
15. Totals.....	0	0	0	0	0

NONE

DETAILS OF WRITE-INS					
1301.					0
1302.					0
1303.					0
1398. Summary of remaining write-ins for Line 13 from overflow page.....	0	0	0	0	0
1399. Total (Lines 1301 through 1303 plus 1398)(Line 13 above).....	0	0	0	0	0

	Ordinary		Credit Life (Group and Individual)		Group		Industrial		Total	
	1	2	3	4	5	6	7	8	9	10
	No.	Amount	No. of Ind. Pols. & Gr. Certifs.	Amount	No. of Certifs.	Amount	No.	Amount	No.	Amount
DIRECT DEATH BENEFITS AND MATURED ENDOWMENTS INCURRED										
16. Unpaid December 31, prior year.....									0	0
17. Incurred during current year.....									0	0
Settled during current year:										
18.1 By payment in full.....									0	0
18.2 By payment on compromised claims.....									0	0
18.3 Totals paid.....	0	0	0	0	0	0	0	0	0	0
18.4 Reduction by compromise.....									0	0
18.5 Amount rejected.....									0	0
18.6 Total settlements.....	0	0	0	0	0	0	0	0	0	0
19. Unpaid Dec. 31, current year (Lines 16 + 17 - 18.6).....	0	0	0	0	0	0	0	0	0	0
POLICY EXHIBIT					No. of Pol.					
20. In force December 31, prior year.....				(a).....					0	0
21. Issued during year.....									0	0
22. Other changes to in force (Net).....									0	0
23. In force December 31 of current year.....	0	0	0	(a).....	0	0	0	0	0	0

NONE

(a) Includes Individual Credit Life Insurance, prior year \$.....0 current year \$.....0.
Includes Group Credit Life Insurance Loans less than or equal to 60 months at issue, prior year \$.....0 current year \$.....0.
Loans greater than 60 months at issue BUT NOT GREATER THAN 120 MONTHS, prior year \$.....0 current year \$.....0.

ACCIDENT AND HEALTH INSURANCE

	1	2	3	4	5
	Direct Premiums	Direct Premiums Earned	Dividends Paid Or Credited on Direct Business	Direct Losses Paid	Direct Losses Incurred
24. Group policies (b).....					
24.1 Federal Employee Health Benefits Plan premium (b).....					
24.2 Credit (group and individual).....					
24.3 Collectively renewable policies (b).....					
24.4 Medicare Title XVIII exempt from state taxes or fees.....					
Other Individual Policies:					
25.1 Non-cancelable (b).....					
25.2 Guaranteed renewable (b).....					
25.3 Non-renewable for stated reasons only (b).....					
25.4 Other accident only.....					
25.5 All other (b).....					
25.6 Totals (Sum of Lines 25.1 to 25.5).....	0	0	0	0	0
26. Totals (Lines 24 + 24.1 + 24.2 + 24.3 + 24.4 + 25.6).....	0	0	0	0	0

NONE

(b) For health business on indicated lines report: Number of persons insured under PPO managed products.....0 and number of persons insured under indemnity only products.....0.



DIRECT BUSINESS IN Other Alien # 22 DURING THE YEAR
NAIC Group Code.....0140 NAIC Company Code.....92657

LIFE INSURANCE

	1	2	3	4	5
	Ordinary	Credit Life (Group and Individual)	Group	Industrial	Total
DIRECT PREMIUMS AND ANNUITY CONSIDERATIONS					
1. Life insurance.....					0
2. Annuity considerations.....					0
3. Deposit-type contract funds.....		XXX		XXX	0
4. Other considerations.....					0
5. Totals (Sum of Lines 1 to 4).....	0	0	0	0	0
DIRECT DIVIDENDS TO POLICYHOLDERS					
Life insurance:					
6.1 Paid in cash or left on deposit.....					0
6.2 Applied to pay renewal premiums.....					0
6.3 Applied to provide paid-up additions or shorten the endowment or premium-paying period.....					0
6.4 Other.....					0
6.5 Totals (Sum of Lines 6.1 to 6.4).....	0	0	0	0	0
Annuities:					
7.1 Paid in cash or left on deposit.....					0
7.2 Applied to provide paid-up annuities.....					0
7.3 Other.....					0
7.4 Totals (Sum of Lines 7.1 to 7.3).....	0	0	0	0	0
8. Grand Totals (Lines 6.5 + 7.4).....	0	0	0	0	0
DIRECT CLAIMS AND BENEFITS PAID					
9. Death benefits.....					0
10. Matured endowments.....					0
11. Annuity benefits.....					0
12. Surrender values and withdrawals for life contracts.....					0
13. Aggregate write-ins for miscellaneous direct claims and benefits paid.....	0	0	0	0	0
14. All other benefits, except accident and health.....					0
15. Totals.....	0	0	0	0	0

NONE

DETAILS OF WRITE-INS					
1301.					0
1302.					0
1303.					0
1398. Summary of remaining write-ins for Line 13 from overflow page.....	0	0	0	0	0
1399. Total (Lines 1301 through 1303 plus 1398)(Line 13 above).....	0	0	0	0	0

	Ordinary		Credit Life (Group and Individual)		Group		Industrial		Total	
	1	2	3	4	5	6	7	8	9	10
	No.	Amount	No. of Ind. Pols. & Gr. Certifs.	Amount	No. of Certifs.	Amount	No.	Amount	No.	Amount
DIRECT DEATH BENEFITS AND MATURED ENDOWMENTS INCURRED										
16. Unpaid December 31, prior year.....									0	0
17. Incurred during current year.....									0	0
Settled during current year:										
18.1 By payment in full.....									0	0
18.2 By payment on compromised claims.....									0	0
18.3 Totals paid.....	0	0	0	0	0	0	0	0	0	0
18.4 Reduction by compromise.....									0	0
18.5 Amount rejected.....									0	0
18.6 Total settlements.....	0	0	0	0	0	0	0	0	0	0
19. Unpaid Dec. 31, current year (Lines 16 + 17 - 18.6).....	0	0	0	0	0	0	0	0	0	0
POLICY EXHIBIT					No. of Pol.					
20. In force December 31, prior year.....				(a).....					0	0
21. Issued during year.....									0	0
22. Other changes to in force (Net).....									0	0
23. In force December 31 of current year.....	0	0	0	(a).....	0	0	0	0	0	0

NONE

(a) Includes Individual Credit Life Insurance, prior year \$.....0 current year \$.....0.
Includes Group Credit Life Insurance Loans less than or equal to 60 months at issue, prior year \$.....0 current year \$.....0.
Loans greater than 60 months at issue BUT NOT GREATER THAN 120 MONTHS, prior year \$.....0 current year \$.....0.

ACCIDENT AND HEALTH INSURANCE

	1	2	3	4	5
	Direct Premiums	Direct Premiums Earned	Dividends Paid Or Credited on Direct Business	Direct Losses Paid	Direct Losses Incurred
24. Group policies (b).....					
24.1 Federal Employee Health Benefits Plan premium (b).....					
24.2 Credit (group and individual).....					
24.3 Collectively renewable policies (b).....					
24.4 Medicare Title XVIII exempt from state taxes or fees.....					
Other Individual Policies:					
25.1 Non-cancelable (b).....					
25.2 Guaranteed renewable (b).....					
25.3 Non-renewable for stated reasons only (b).....					
25.4 Other accident only.....					
25.5 All other (b).....					
25.6 Totals (Sum of Lines 25.1 to 25.5).....	0	0	0	0	0
26. Totals (Lines 24 + 24.1 + 24.2 + 24.3 + 24.4 + 25.6).....	0	0	0	0	0

NONE

(b) For health business on indicated lines report: Number of persons insured under PPO managed products.....0 and number of persons insured under indemnity only products.....0.



DIRECT BUSINESS IN Other Alien # 23 DURING THE YEAR
NAIC Group Code.....0140 NAIC Company Code.....92657

LIFE INSURANCE

	1	2	3	4	5
	Ordinary	Credit Life (Group and Individual)	Group	Industrial	Total
DIRECT PREMIUMS AND ANNUITY CONSIDERATIONS					
1. Life insurance.....					0
2. Annuity considerations.....					0
3. Deposit-type contract funds.....		XXX		XXX	0
4. Other considerations.....					0
5. Totals (Sum of Lines 1 to 4).....	0	0	0	0	0
DIRECT DIVIDENDS TO POLICYHOLDERS					
Life insurance:					
6.1 Paid in cash or left on deposit.....					0
6.2 Applied to pay renewal premiums.....					0
6.3 Applied to provide paid-up additions or shorten the endowment or premium-paying period.....					0
6.4 Other.....					0
6.5 Totals (Sum of Lines 6.1 to 6.4).....	0	0	0	0	0
Annuities:					
7.1 Paid in cash or left on deposit.....					0
7.2 Applied to provide paid-up annuities.....					0
7.3 Other.....					0
7.4 Totals (Sum of Lines 7.1 to 7.3).....	0	0	0	0	0
8. Grand Totals (Lines 6.5 + 7.4).....	0	0	0	0	0
DIRECT CLAIMS AND BENEFITS PAID					
9. Death benefits.....					0
10. Matured endowments.....					0
11. Annuity benefits.....					0
12. Surrender values and withdrawals for life contracts.....					0
13. Aggregate write-ins for miscellaneous direct claims and benefits paid.....	0	0	0	0	0
14. All other benefits, except accident and health.....					0
15. Totals.....	0	0	0	0	0

NONE

DETAILS OF WRITE-INS					
1301.					0
1302.					0
1303.					0
1398. Summary of remaining write-ins for Line 13 from overflow page.....	0	0	0	0	0
1399. Total (Lines 1301 through 1303 plus 1398)(Line 13 above).....	0	0	0	0	0

	Ordinary		Credit Life (Group and Individual)		Group		Industrial		Total	
	1	2	3	4	5	6	7	8	9	10
	No.	Amount	No. of Ind. Pols. & Gr. Certifs.	Amount	No. of Certifs.	Amount	No.	Amount	No.	Amount
DIRECT DEATH BENEFITS AND MATURED ENDOWMENTS INCURRED										
16. Unpaid December 31, prior year.....									0	0
17. Incurred during current year.....									0	0
Settled during current year:										
18.1 By payment in full.....									0	0
18.2 By payment on compromised claims.....									0	0
18.3 Totals paid.....	0	0	0	0	0	0	0	0	0	0
18.4 Reduction by compromise.....									0	0
18.5 Amount rejected.....									0	0
18.6 Total settlements.....	0	0	0	0	0	0	0	0	0	0
19. Unpaid Dec. 31, current year (Lines 16 + 17 - 18.6).....	0	0	0	0	0	0	0	0	0	0
POLICY EXHIBIT					No. of Pol.					
20. In force December 31, prior year.....				(a).....					0	0
21. Issued during year.....									0	0
22. Other changes to in force (Net).....									0	0
23. In force December 31 of current year.....	0	0	0	(a).....	0	0	0	0	0	0

NONE

(a) Includes Individual Credit Life Insurance, prior year \$.....0 current year \$.....0.
Includes Group Credit Life Insurance Loans less than or equal to 60 months at issue, prior year \$.....0 current year \$.....0.
Loans greater than 60 months at issue BUT NOT GREATER THAN 120 MONTHS, prior year \$.....0 current year \$.....0.

ACCIDENT AND HEALTH INSURANCE

	1	2	3	4	5
	Direct Premiums	Direct Premiums Earned	Dividends Paid Or Credited on Direct Business	Direct Losses Paid	Direct Losses Incurred
24. Group policies (b).....					
24.1 Federal Employee Health Benefits Plan premium (b).....					
24.2 Credit (group and individual).....					
24.3 Collectively renewable policies (b).....					
24.4 Medicare Title XVIII exempt from state taxes or fees.....					
Other Individual Policies:					
25.1 Non-cancelable (b).....					
25.2 Guaranteed renewable (b).....					
25.3 Non-renewable for stated reasons only (b).....					
25.4 Other accident only.....					
25.5 All other (b).....					
25.6 Totals (Sum of Lines 25.1 to 25.5).....	0	0	0	0	0
26. Totals (Lines 24 + 24.1 + 24.2 + 24.3 + 24.4 + 25.6).....	0	0	0	0	0

NONE

(b) For health business on indicated lines report: Number of persons insured under PPO managed products.....0 and number of persons insured under indemnity only products.....0.



DIRECT BUSINESS IN Other Alien # 24 DURING THE YEAR
NAIC Group Code.....0140 NAIC Company Code.....92657

LIFE INSURANCE

	1	2	3	4	5
	Ordinary	Credit Life (Group and Individual)	Group	Industrial	Total
DIRECT PREMIUMS AND ANNUITY CONSIDERATIONS					
1. Life insurance.....					0
2. Annuity considerations.....					0
3. Deposit-type contract funds.....		XXX		XXX	0
4. Other considerations.....					0
5. Totals (Sum of Lines 1 to 4).....	0	0	0	0	0
DIRECT DIVIDENDS TO POLICYHOLDERS					
Life insurance:					
6.1 Paid in cash or left on deposit.....					0
6.2 Applied to pay renewal premiums.....					0
6.3 Applied to provide paid-up additions or shorten the endowment or premium-paying period.....					0
6.4 Other.....					0
6.5 Totals (Sum of Lines 6.1 to 6.4).....	0	0	0	0	0
Annuities:					
7.1 Paid in cash or left on deposit.....					0
7.2 Applied to provide paid-up annuities.....					0
7.3 Other.....					0
7.4 Totals (Sum of Lines 7.1 to 7.3).....	0	0	0	0	0
8. Grand Totals (Lines 6.5 + 7.4).....	0	0	0	0	0
DIRECT CLAIMS AND BENEFITS PAID					
9. Death benefits.....					0
10. Matured endowments.....					0
11. Annuity benefits.....					0
12. Surrender values and withdrawals for life contracts.....					0
13. Aggregate write-ins for miscellaneous direct claims and benefits paid.....	0	0	0	0	0
14. All other benefits, except accident and health.....					0
15. Totals.....	0	0	0	0	0

NONE

DETAILS OF WRITE-INS					
1301.					0
1302.					0
1303.					0
1398. Summary of remaining write-ins for Line 13 from overflow page.....	0	0	0	0	0
1399. Total (Lines 1301 through 1303 plus 1398)(Line 13 above).....	0	0	0	0	0

	Ordinary		Credit Life (Group and Individual)		Group		Industrial		Total	
	1	2	3	4	5	6	7	8	9	10
	No.	Amount	No. of Ind. Pols. & Gr. Certifs.	Amount	No. of Certifs.	Amount	No.	Amount	No.	Amount
DIRECT DEATH BENEFITS AND MATURED ENDOWMENTS INCURRED										
16. Unpaid December 31, prior year.....									0	0
17. Incurred during current year.....									0	0
Settled during current year:										
18.1 By payment in full.....									0	0
18.2 By payment on compromised claims.....									0	0
18.3 Totals paid.....	0	0	0	0	0	0	0	0	0	0
18.4 Reduction by compromise.....									0	0
18.5 Amount rejected.....									0	0
18.6 Total settlements.....	0	0	0	0	0	0	0	0	0	0
19. Unpaid Dec. 31, current year (Lines 16 + 17 - 18.6).....	0	0	0	0	0	0	0	0	0	0
POLICY EXHIBIT					No. of Pol.					
20. In force December 31, prior year.....				(a).....					0	0
21. Issued during year.....									0	0
22. Other changes to in force (Net).....									0	0
23. In force December 31 of current year.....	0	0	0	(a).....	0	0	0	0	0	0

NONE

(a) Includes Individual Credit Life Insurance, prior year \$.....0 current year \$.....0.
Includes Group Credit Life Insurance Loans less than or equal to 60 months at issue, prior year \$.....0 current year \$.....0.
Loans greater than 60 months at issue BUT NOT GREATER THAN 120 MONTHS, prior year \$.....0 current year \$.....0.

ACCIDENT AND HEALTH INSURANCE

	1	2	3	4	5
	Direct Premiums	Direct Premiums Earned	Dividends Paid Or Credited on Direct Business	Direct Losses Paid	Direct Losses Incurred
24. Group policies (b).....					
24.1 Federal Employee Health Benefits Plan premium (b).....					
24.2 Credit (group and individual).....					
24.3 Collectively renewable policies (b).....					
24.4 Medicare Title XVIII exempt from state taxes or fees.....					
Other Individual Policies:					
25.1 Non-cancelable (b).....					
25.2 Guaranteed renewable (b).....					
25.3 Non-renewable for stated reasons only (b).....					
25.4 Other accident only.....					
25.5 All other (b).....					
25.6 Totals (Sum of Lines 25.1 to 25.5).....	0	0	0	0	0
26. Totals (Lines 24 + 24.1 + 24.2 + 24.3 + 24.4 + 25.6).....	0	0	0	0	0

NONE

(b) For health business on indicated lines report: Number of persons insured under PPO managed products.....0 and number of persons insured under indemnity only products.....0.



DIRECT BUSINESS IN Other Alien # 25 DURING THE YEAR
NAIC Group Code.....0140 NAIC Company Code.....92657

LIFE INSURANCE

	1	2	3	4	5
	Ordinary	Credit Life (Group and Individual)	Group	Industrial	Total
DIRECT PREMIUMS AND ANNUITY CONSIDERATIONS					
1. Life insurance.....					0
2. Annuity considerations.....					0
3. Deposit-type contract funds.....		XXX		XXX	0
4. Other considerations.....					0
5. Totals (Sum of Lines 1 to 4).....	0	0	0	0	0
DIRECT DIVIDENDS TO POLICYHOLDERS					
Life insurance:					
6.1 Paid in cash or left on deposit.....					0
6.2 Applied to pay renewal premiums.....					0
6.3 Applied to provide paid-up additions or shorten the endowment or premium-paying period.....					0
6.4 Other.....					0
6.5 Totals (Sum of Lines 6.1 to 6.4).....	0	0	0	0	0
Annuities:					
7.1 Paid in cash or left on deposit.....					0
7.2 Applied to provide paid-up annuities.....					0
7.3 Other.....					0
7.4 Totals (Sum of Lines 7.1 to 7.3).....	0	0	0	0	0
8. Grand Totals (Lines 6.5 + 7.4).....	0	0	0	0	0
DIRECT CLAIMS AND BENEFITS PAID					
9. Death benefits.....					0
10. Matured endowments.....					0
11. Annuity benefits.....					0
12. Surrender values and withdrawals for life contracts.....					0
13. Aggregate write-ins for miscellaneous direct claims and benefits paid.....	0	0	0	0	0
14. All other benefits, except accident and health.....					0
15. Totals.....	0	0	0	0	0

NONE

DETAILS OF WRITE-INS					
1301.					0
1302.					0
1303.					0
1398. Summary of remaining write-ins for Line 13 from overflow page.....	0	0	0	0	0
1399. Total (Lines 1301 through 1303 plus 1398)(Line 13 above).....	0	0	0	0	0

	Ordinary		Credit Life (Group and Individual)		Group		Industrial		Total	
	1	2	3	4	5	6	7	8	9	10
	No.	Amount	No. of Ind. Pols. & Gr. Certifs.	Amount	No. of Certifs.	Amount	No.	Amount	No.	Amount
DIRECT DEATH BENEFITS AND MATURED ENDOWMENTS INCURRED										
16. Unpaid December 31, prior year.....									0	0
17. Incurred during current year.....									0	0
Settled during current year:										
18.1 By payment in full.....									0	0
18.2 By payment on compromised claims.....									0	0
18.3 Totals paid.....	0	0	0	0	0	0	0	0	0	0
18.4 Reduction by compromise.....									0	0
18.5 Amount rejected.....									0	0
18.6 Total settlements.....	0	0	0	0	0	0	0	0	0	0
19. Unpaid Dec. 31, current year (Lines 16 + 17 - 18.6).....	0	0	0	0	0	0	0	0	0	0
POLICY EXHIBIT					No. of Pol.					
20. In force December 31, prior year.....				(a).....					0	0
21. Issued during year.....									0	0
22. Other changes to in force (Net).....									0	0
23. In force December 31 of current year.....	0	0	0	(a).....	0	0	0	0	0	0

NONE

(a) Includes Individual Credit Life Insurance, prior year \$.....0 current year \$.....0.
Includes Group Credit Life Insurance Loans less than or equal to 60 months at issue, prior year \$.....0 current year \$.....0.
Loans greater than 60 months at issue BUT NOT GREATER THAN 120 MONTHS, prior year \$.....0 current year \$.....0.

ACCIDENT AND HEALTH INSURANCE

	1	2	3	4	5
	Direct Premiums	Direct Premiums Earned	Dividends Paid Or Credited on Direct Business	Direct Losses Paid	Direct Losses Incurred
24. Group policies (b).....					
24.1 Federal Employee Health Benefits Plan premium (b).....					
24.2 Credit (group and individual).....					
24.3 Collectively renewable policies (b).....					
24.4 Medicare Title XVIII exempt from state taxes or fees.....					
Other Individual Policies:					
25.1 Non-cancelable (b).....					
25.2 Guaranteed renewable (b).....					
25.3 Non-renewable for stated reasons only (b).....					
25.4 Other accident only.....					
25.5 All other (b).....					
25.6 Totals (Sum of Lines 25.1 to 25.5).....	0	0	0	0	0
26. Totals (Lines 24 + 24.1 + 24.2 + 24.3 + 24.4 + 25.6).....	0	0	0	0	0

NONE

(b) For health business on indicated lines report: Number of persons insured under PPO managed products.....0 and number of persons insured under indemnity only products.....0.



DIRECT BUSINESS IN Other Alien # 26 DURING THE YEAR
NAIC Group Code....0140 NAIC Company Code....92657

LIFE INSURANCE

	1	2	3	4	5
	Ordinary	Credit Life (Group and Individual)	Group	Industrial	Total
DIRECT PREMIUMS AND ANNUITY CONSIDERATIONS					
1. Life insurance.....					0
2. Annuity considerations.....					0
3. Deposit-type contract funds.....		XXX		XXX	0
4. Other considerations.....					0
5. Totals (Sum of Lines 1 to 4).....	0	0	0	0	0
DIRECT DIVIDENDS TO POLICYHOLDERS					
Life insurance:					
6.1 Paid in cash or left on deposit.....					0
6.2 Applied to pay renewal premiums.....					0
6.3 Applied to provide paid-up additions or shorten the endowment or premium-paying period.....					0
6.4 Other.....					0
6.5 Totals (Sum of Lines 6.1 to 6.4).....	0	0	0	0	0
Annuities:					
7.1 Paid in cash or left on deposit.....					0
7.2 Applied to provide paid-up annuities.....					0
7.3 Other.....					0
7.4 Totals (Sum of Lines 7.1 to 7.3).....	0	0	0	0	0
8. Grand Totals (Lines 6.5 + 7.4).....	0	0	0	0	0
DIRECT CLAIMS AND BENEFITS PAID					
9. Death benefits.....					0
10. Matured endowments.....					0
11. Annuity benefits.....					0
12. Surrender values and withdrawals for life contracts.....					0
13. Aggregate write-ins for miscellaneous direct claims and benefits paid.....	0	0	0	0	0
14. All other benefits, except accident and health.....					0
15. Totals.....	0	0	0	0	0

NONE

DETAILS OF WRITE-INS					
1301.					0
1302.					0
1303.					0
1398. Summary of remaining write-ins for Line 13 from overflow page.....	0	0	0	0	0
1399. Total (Lines 1301 through 1303 plus 1398)(Line 13 above).....	0	0	0	0	0

	Ordinary		Credit Life (Group and Individual)		Group		Industrial		Total	
	1	2	3	4	5	6	7	8	9	10
	No.	Amount	No. of Ind. Pols. & Gr. Certifs.	Amount	No. of Certifs.	Amount	No.	Amount	No.	Amount
DIRECT DEATH BENEFITS AND MATURED ENDOWMENTS INCURRED										
16. Unpaid December 31, prior year.....									0	0
17. Incurred during current year.....									0	0
Settled during current year:										
18.1 By payment in full.....									0	0
18.2 By payment on compromised claims.....									0	0
18.3 Totals paid.....	0	0	0	0	0	0	0	0	0	0
18.4 Reduction by compromise.....									0	0
18.5 Amount rejected.....									0	0
18.6 Total settlements.....	0	0	0	0	0	0	0	0	0	0
19. Unpaid Dec. 31, current year (Lines 16 + 17 - 18.6).....	0	0	0	0	0	0	0	0	0	0
POLICY EXHIBIT					No. of Pol.					
20. In force December 31, prior year.....				(a).....					0	0
21. Issued during year.....									0	0
22. Other changes to in force (Net).....									0	0
23. In force December 31 of current year.....	0	0	0	(a).....	0	0	0	0	0	0

NONE

(a) Includes Individual Credit Life Insurance, prior year \$.....0 current year \$.....0.
Includes Group Credit Life Insurance Loans less than or equal to 60 months at issue, prior year \$.....0 current year \$.....0.
Loans greater than 60 months at issue BUT NOT GREATER THAN 120 MONTHS, prior year \$.....0 current year \$.....0.

ACCIDENT AND HEALTH INSURANCE

	1	2	3	4	5
	Direct Premiums	Direct Premiums Earned	Dividends Paid Or Credited on Direct Business	Direct Losses Paid	Direct Losses Incurred
24. Group policies (b).....					
24.1 Federal Employee Health Benefits Plan premium (b).....					
24.2 Credit (group and individual).....					
24.3 Collectively renewable policies (b).....					
24.4 Medicare Title XVIII exempt from state taxes or fees.....					
Other Individual Policies:					
25.1 Non-cancelable (b).....					
25.2 Guaranteed renewable (b).....					
25.3 Non-renewable for stated reasons only (b).....					
25.4 Other accident only.....					
25.5 All other (b).....					
25.6 Totals (Sum of Lines 25.1 to 25.5).....	0	0	0	0	0
26. Totals (Lines 24 + 24.1 + 24.2 + 24.3 + 24.4 + 25.6).....	0	0	0	0	0

NONE

(b) For health business on indicated lines report: Number of persons insured under PPO managed products.....0 and number of persons insured under indemnity only products.....0.



DIRECT BUSINESS IN Other Alien # 27 DURING THE YEAR
NAIC Group Code....0140 NAIC Company Code....92657

LIFE INSURANCE

	1	2	3	4	5
	Ordinary	Credit Life (Group and Individual)	Group	Industrial	Total
DIRECT PREMIUMS AND ANNUITY CONSIDERATIONS					
1. Life insurance.....					0
2. Annuity considerations.....					0
3. Deposit-type contract funds.....		XXX		XXX	0
4. Other considerations.....					0
5. Totals (Sum of Lines 1 to 4).....	0	0	0	0	0
DIRECT DIVIDENDS TO POLICYHOLDERS					
Life insurance:					
6.1 Paid in cash or left on deposit.....					0
6.2 Applied to pay renewal premiums.....					0
6.3 Applied to provide paid-up additions or shorten the endowment or premium-paying period.....					0
6.4 Other.....					0
6.5 Totals (Sum of Lines 6.1 to 6.4).....	0	0	0	0	0
Annuities:					
7.1 Paid in cash or left on deposit.....					0
7.2 Applied to provide paid-up annuities.....					0
7.3 Other.....					0
7.4 Totals (Sum of Lines 7.1 to 7.3).....	0	0	0	0	0
8. Grand Totals (Lines 6.5 + 7.4).....	0	0	0	0	0
DIRECT CLAIMS AND BENEFITS PAID					
9. Death benefits.....					0
10. Matured endowments.....					0
11. Annuity benefits.....					0
12. Surrender values and withdrawals for life contracts.....					0
13. Aggregate write-ins for miscellaneous direct claims and benefits paid.....	0	0	0	0	0
14. All other benefits, except accident and health.....					0
15. Totals.....	0	0	0	0	0

NONE

DETAILS OF WRITE-INS					
1301.					0
1302.					0
1303.					0
1398. Summary of remaining write-ins for Line 13 from overflow page.....	0	0	0	0	0
1399. Total (Lines 1301 through 1303 plus 1398)(Line 13 above).....	0	0	0	0	0

	Ordinary		Credit Life (Group and Individual)		Group		Industrial		Total	
	1	2	3	4	5	6	7	8	9	10
	No.	Amount	No. of Ind. Pols. & Gr. Certifs.	Amount	No. of Certifs.	Amount	No.	Amount	No.	Amount
DIRECT DEATH BENEFITS AND MATURED ENDOWMENTS INCURRED										
16. Unpaid December 31, prior year.....									0	0
17. Incurred during current year.....									0	0
Settled during current year:										
18.1 By payment in full.....									0	0
18.2 By payment on compromised claims.....									0	0
18.3 Totals paid.....	0	0	0	0	0	0	0	0	0	0
18.4 Reduction by compromise.....									0	0
18.5 Amount rejected.....									0	0
18.6 Total settlements.....	0	0	0	0	0	0	0	0	0	0
19. Unpaid Dec. 31, current year (Lines 16 + 17 - 18.6).....	0	0	0	0	0	0	0	0	0	0
POLICY EXHIBIT					No. of Pol.					
20. In force December 31, prior year.....				(a).....					0	0
21. Issued during year.....									0	0
22. Other changes to in force (Net).....									0	0
23. In force December 31 of current year.....	0	0	0	(a).....	0	0	0	0	0	0

NONE

(a) Includes Individual Credit Life Insurance, prior year \$.....0 current year \$.....0.
Includes Group Credit Life Insurance Loans less than or equal to 60 months at issue, prior year \$.....0 current year \$.....0.
Loans greater than 60 months at issue BUT NOT GREATER THAN 120 MONTHS, prior year \$.....0 current year \$.....0.

ACCIDENT AND HEALTH INSURANCE

	1	2	3	4	5
	Direct Premiums	Direct Premiums Earned	Dividends Paid Or Credited on Direct Business	Direct Losses Paid	Direct Losses Incurred
24. Group policies (b).....					
24.1 Federal Employee Health Benefits Plan premium (b).....					
24.2 Credit (group and individual).....					
24.3 Collectively renewable policies (b).....					
24.4 Medicare Title XVIII exempt from state taxes or fees.....					
Other Individual Policies:					
25.1 Non-cancelable (b).....					
25.2 Guaranteed renewable (b).....					
25.3 Non-renewable for stated reasons only (b).....					
25.4 Other accident only.....					
25.5 All other (b).....					
25.6 Totals (Sum of Lines 25.1 to 25.5).....	0	0	0	0	0
26. Totals (Lines 24 + 24.1 + 24.2 + 24.3 + 24.4 + 25.6).....	0	0	0	0	0

NONE

(b) For health business on indicated lines report: Number of persons insured under PPO managed products.....0 and number of persons insured under indemnity only products.....0.



DIRECT BUSINESS IN Other Alien # 28 DURING THE YEAR
NAIC Group Code.....0140 NAIC Company Code.....92657

LIFE INSURANCE

	1	2	3	4	5
	Ordinary	Credit Life (Group and Individual)	Group	Industrial	Total
DIRECT PREMIUMS AND ANNUITY CONSIDERATIONS					
1. Life insurance.....					0
2. Annuity considerations.....					0
3. Deposit-type contract funds.....		XXX		XXX	0
4. Other considerations.....					0
5. Totals (Sum of Lines 1 to 4).....	0	0	0	0	0
DIRECT DIVIDENDS TO POLICYHOLDERS					
Life insurance:					
6.1 Paid in cash or left on deposit.....					0
6.2 Applied to pay renewal premiums.....					0
6.3 Applied to provide paid-up additions or shorten the endowment or premium-paying period.....					0
6.4 Other.....					0
6.5 Totals (Sum of Lines 6.1 to 6.4).....	0	0	0	0	0
Annuities:					
7.1 Paid in cash or left on deposit.....					0
7.2 Applied to provide paid-up annuities.....					0
7.3 Other.....					0
7.4 Totals (Sum of Lines 7.1 to 7.3).....	0	0	0	0	0
8. Grand Totals (Lines 6.5 + 7.4).....	0	0	0	0	0
DIRECT CLAIMS AND BENEFITS PAID					
9. Death benefits.....					0
10. Matured endowments.....					0
11. Annuity benefits.....					0
12. Surrender values and withdrawals for life contracts.....					0
13. Aggregate write-ins for miscellaneous direct claims and benefits paid.....	0	0	0	0	0
14. All other benefits, except accident and health.....					0
15. Totals.....	0	0	0	0	0

NONE

DETAILS OF WRITE-INS					
1301.					0
1302.					0
1303.					0
1398. Summary of remaining write-ins for Line 13 from overflow page.....	0	0	0	0	0
1399. Total (Lines 1301 through 1303 plus 1398)(Line 13 above).....	0	0	0	0	0

	Ordinary		Credit Life (Group and Individual)		Group		Industrial		Total	
	1	2	3	4	5	6	7	8	9	10
	No.	Amount	No. of Ind. Pols. & Gr. Certifs.	Amount	No. of Certifs.	Amount	No.	Amount	No.	Amount
DIRECT DEATH BENEFITS AND MATURED ENDOWMENTS INCURRED										
16. Unpaid December 31, prior year.....									0	0
17. Incurred during current year.....									0	0
Settled during current year:										
18.1 By payment in full.....									0	0
18.2 By payment on compromised claims.....									0	0
18.3 Totals paid.....	0	0	0	0	0	0	0	0	0	0
18.4 Reduction by compromise.....									0	0
18.5 Amount rejected.....									0	0
18.6 Total settlements.....	0	0	0	0	0	0	0	0	0	0
19. Unpaid Dec. 31, current year (Lines 16 + 17 - 18.6).....	0	0	0	0	0	0	0	0	0	0
POLICY EXHIBIT					No. of Pol.					
20. In force December 31, prior year.....				(a).....					0	0
21. Issued during year.....									0	0
22. Other changes to in force (Net).....									0	0
23. In force December 31 of current year.....	0	0	0	(a).....	0	0	0	0	0	0

NONE

(a) Includes Individual Credit Life Insurance, prior year \$.....0 current year \$.....0.
Includes Group Credit Life Insurance Loans less than or equal to 60 months at issue, prior year \$.....0 current year \$.....0.
Loans greater than 60 months at issue BUT NOT GREATER THAN 120 MONTHS, prior year \$.....0 current year \$.....0.

ACCIDENT AND HEALTH INSURANCE

	1	2	3	4	5
	Direct Premiums	Direct Premiums Earned	Dividends Paid Or Credited on Direct Business	Direct Losses Paid	Direct Losses Incurred
24. Group policies (b).....					
24.1 Federal Employee Health Benefits Plan premium (b).....					
24.2 Credit (group and individual).....					
24.3 Collectively renewable policies (b).....					
24.4 Medicare Title XVIII exempt from state taxes or fees.....					
Other Individual Policies:					
25.1 Non-cancelable (b).....					
25.2 Guaranteed renewable (b).....					
25.3 Non-renewable for stated reasons only (b).....					
25.4 Other accident only.....					
25.5 All other (b).....					
25.6 Totals (Sum of Lines 25.1 to 25.5).....	0	0	0	0	0
26. Totals (Lines 24 + 24.1 + 24.2 + 24.3 + 24.4 + 25.6).....	0	0	0	0	0

NONE

(b) For health business on indicated lines report: Number of persons insured under PPO managed products.....0 and number of persons insured under indemnity only products.....0.



DIRECT BUSINESS IN Other Alien # 29 DURING THE YEAR
NAIC Group Code.....0140 NAIC Company Code.....92657

LIFE INSURANCE

	1	2	3	4	5
	Ordinary	Credit Life (Group and Individual)	Group	Industrial	Total
DIRECT PREMIUMS AND ANNUITY CONSIDERATIONS					
1. Life insurance.....					0
2. Annuity considerations.....					0
3. Deposit-type contract funds.....		XXX		XXX	0
4. Other considerations.....					0
5. Totals (Sum of Lines 1 to 4).....	0	0	0	0	0
DIRECT DIVIDENDS TO POLICYHOLDERS					
Life insurance:					
6.1 Paid in cash or left on deposit.....					0
6.2 Applied to pay renewal premiums.....					0
6.3 Applied to provide paid-up additions or shorten the endowment or premium-paying period.....					0
6.4 Other.....					0
6.5 Totals (Sum of Lines 6.1 to 6.4).....	0	0	0	0	0
Annuities:					
7.1 Paid in cash or left on deposit.....					0
7.2 Applied to provide paid-up annuities.....					0
7.3 Other.....					0
7.4 Totals (Sum of Lines 7.1 to 7.3).....	0	0	0	0	0
8. Grand Totals (Lines 6.5 + 7.4).....	0	0	0	0	0
DIRECT CLAIMS AND BENEFITS PAID					
9. Death benefits.....					0
10. Matured endowments.....					0
11. Annuity benefits.....					0
12. Surrender values and withdrawals for life contracts.....					0
13. Aggregate write-ins for miscellaneous direct claims and benefits paid.....	0	0	0	0	0
14. All other benefits, except accident and health.....					0
15. Totals.....	0	0	0	0	0

NONE

DETAILS OF WRITE-INS					
1301.					0
1302.					0
1303.					0
1398. Summary of remaining write-ins for Line 13 from overflow page.....	0	0	0	0	0
1399. Total (Lines 1301 through 1303 plus 1398)(Line 13 above).....	0	0	0	0	0

	Ordinary		Credit Life (Group and Individual)		Group		Industrial		Total	
	1	2	3	4	5	6	7	8	9	10
	No.	Amount	No. of Ind. Pols. & Gr. Certifs.	Amount	No. of Certifs.	Amount	No.	Amount	No.	Amount
DIRECT DEATH BENEFITS AND MATURED ENDOWMENTS INCURRED										
16. Unpaid December 31, prior year.....									0	0
17. Incurred during current year.....									0	0
Settled during current year:										
18.1 By payment in full.....									0	0
18.2 By payment on compromised claims.....									0	0
18.3 Totals paid.....	0	0	0	0	0	0	0	0	0	0
18.4 Reduction by compromise.....									0	0
18.5 Amount rejected.....									0	0
18.6 Total settlements.....	0	0	0	0	0	0	0	0	0	0
19. Unpaid Dec. 31, current year (Lines 16 + 17 - 18.6).....	0	0	0	0	0	0	0	0	0	0
POLICY EXHIBIT					No. of Pol.					
20. In force December 31, prior year.....				(a).....					0	0
21. Issued during year.....									0	0
22. Other changes to in force (Net).....									0	0
23. In force December 31 of current year.....	0	0	0	(a).....	0	0	0	0	0	0

NONE

(a) Includes Individual Credit Life Insurance, prior year \$.....0 current year \$.....0.
Includes Group Credit Life Insurance Loans less than or equal to 60 months at issue, prior year \$.....0 current year \$.....0.
Loans greater than 60 months at issue BUT NOT GREATER THAN 120 MONTHS, prior year \$.....0 current year \$.....0.

ACCIDENT AND HEALTH INSURANCE

	1	2	3	4	5
	Direct Premiums	Direct Premiums Earned	Dividends Paid Or Credited on Direct Business	Direct Losses Paid	Direct Losses Incurred
24. Group policies (b).....					
24.1 Federal Employee Health Benefits Plan premium (b).....					
24.2 Credit (group and individual).....					
24.3 Collectively renewable policies (b).....					
24.4 Medicare Title XVIII exempt from state taxes or fees.....					
Other Individual Policies:					
25.1 Non-cancelable (b).....					
25.2 Guaranteed renewable (b).....					
25.3 Non-renewable for stated reasons only (b).....					
25.4 Other accident only.....					
25.5 All other (b).....					
25.6 Totals (Sum of Lines 25.1 to 25.5).....	0	0	0	0	0
26. Totals (Lines 24 + 24.1 + 24.2 + 24.3 + 24.4 + 25.6).....	0	0	0	0	0

NONE

(b) For health business on indicated lines report: Number of persons insured under PPO managed products.....0 and number of persons insured under indemnity only products.....0.

NATIONWIDE LIFE AND ANNUITY INSURANCE COMPANY



DIRECT BUSINESS IN Other Alien # 30 DURING THE YEAR
NAIC Group Code.....0140 NAIC Company Code.....92657

LIFE INSURANCE

	1	2	3	4	5
	Ordinary	Credit Life (Group and Individual)	Group	Industrial	Total
DIRECT PREMIUMS AND ANNUITY CONSIDERATIONS					
1. Life insurance.....					0
2. Annuity considerations.....					0
3. Deposit-type contract funds.....		XXX		XXX	0
4. Other considerations.....					0
5. Totals (Sum of Lines 1 to 4).....	0	0	0	0	0
DIRECT DIVIDENDS TO POLICYHOLDERS					
Life insurance:					
6.1 Paid in cash or left on deposit.....					0
6.2 Applied to pay renewal premiums.....					0
6.3 Applied to provide paid-up additions or shorten the endowment or premium-paying period.....					0
6.4 Other.....					0
6.5 Totals (Sum of Lines 6.1 to 6.4).....	0	0	0	0	0
Annuities:					
7.1 Paid in cash or left on deposit.....					0
7.2 Applied to provide paid-up annuities.....					0
7.3 Other.....					0
7.4 Totals (Sum of Lines 7.1 to 7.3).....	0	0	0	0	0
8. Grand Totals (Lines 6.5 + 7.4).....	0	0	0	0	0
DIRECT CLAIMS AND BENEFITS PAID					
9. Death benefits.....					0
10. Matured endowments.....					0
11. Annuity benefits.....					0
12. Surrender values and withdrawals for life contracts.....					0
13. Aggregate write-ins for miscellaneous direct claims and benefits paid.....	0	0	0	0	0
14. All other benefits, except accident and health.....					0
15. Totals.....	0	0	0	0	0

NONE

DETAILS OF WRITE-INS					
1301.					0
1302.					0
1303.					0
1398. Summary of remaining write-ins for Line 13 from overflow page.....	0	0	0	0	0
1399. Total (Lines 1301 through 1303 plus 1398)(Line 13 above).....	0	0	0	0	0

	Ordinary		Credit Life (Group and Individual)		Group		Industrial		Total	
	1	2	3	4	5	6	7	8	9	10
	No.	Amount	No. of Ind. Pols. & Gr. Certifs.	Amount	No. of Certifs.	Amount	No.	Amount	No.	Amount
DIRECT DEATH BENEFITS AND MATURED ENDOWMENTS INCURRED										
16. Unpaid December 31, prior year.....									0	0
17. Incurred during current year.....									0	0
Settled during current year:										
18.1 By payment in full.....									0	0
18.2 By payment on compromised claims.....									0	0
18.3 Totals paid.....	0	0		0	0	0	0	0	0	0
18.4 Reduction by compromise.....									0	0
18.5 Amount rejected.....									0	0
18.6 Total settlements.....	0	0	0	0	0	0	0	0	0	0
19. Unpaid Dec. 31, current year (Lines 16 + 17 - 18.6).....	0	0	0	0	0	0	0	0	0	0
POLICY EXHIBIT					No. of Pol.					
20. In force December 31, prior year.....				(a).....					0	0
21. Issued during year.....									0	0
22. Other changes to in force (Net).....									0	0
23. In force December 31 of current year.....	0	0	0	(a).....0	0	0	0	0	0	0

NONE

(a) Includes Individual Credit Life Insurance, prior year \$.....0 current year \$.....0.
Includes Group Credit Life Insurance Loans less than or equal to 60 months at issue, prior year \$.....0 current year \$.....0.
Loans greater than 60 months at issue BUT NOT GREATER THAN 120 MONTHS, prior year \$.....0 current year \$.....0.

ACCIDENT AND HEALTH INSURANCE

	1	2	3	4	5
	Direct Premiums	Direct Premiums Earned	Dividends Paid Or Credited on Direct Business	Direct Losses Paid	Direct Losses Incurred
24. Group policies (b).....					
24.1 Federal Employee Health Benefits Plan premium (b).....					
24.2 Credit (group and individual).....					
24.3 Collectively renewable policies (b).....					
24.4 Medicare Title XVIII exempt from state taxes or fees.....					
Other Individual Policies:					
25.1 Non-cancelable (b).....					
25.2 Guaranteed renewable (b).....					
25.3 Non-renewable for stated reasons only (b).....					
25.4 Other accident only.....					
25.5 All other (b).....					
25.6 Totals (Sum of Lines 25.1 to 25.5).....	0	0	0	0	0
26. Totals (Lines 24 + 24.1 + 24.2 + 24.3 + 24.4 + 25.6).....	0	0	0	0	0

NONE

(b) For health business on indicated lines report: Number of persons insured under PPO managed products.....0 and number of persons insured under indemnity only products.....0.



DIRECT BUSINESS IN Other Alien # 31 DURING THE YEAR
NAIC Group Code.....0140 NAIC Company Code.....92657

LIFE INSURANCE

	1	2	3	4	5
	Ordinary	Credit Life (Group and Individual)	Group	Industrial	Total
DIRECT PREMIUMS AND ANNUITY CONSIDERATIONS					
1. Life insurance.....					0
2. Annuity considerations.....					0
3. Deposit-type contract funds.....		XXX		XXX	0
4. Other considerations.....					0
5. Totals (Sum of Lines 1 to 4).....	0	0	0	0	0
DIRECT DIVIDENDS TO POLICYHOLDERS					
Life insurance:					
6.1 Paid in cash or left on deposit.....					0
6.2 Applied to pay renewal premiums.....					0
6.3 Applied to provide paid-up additions or shorten the endowment or premium-paying period.....					0
6.4 Other.....					0
6.5 Totals (Sum of Lines 6.1 to 6.4).....	0	0	0	0	0
Annuities:					
7.1 Paid in cash or left on deposit.....					0
7.2 Applied to provide paid-up annuities.....					0
7.3 Other.....					0
7.4 Totals (Sum of Lines 7.1 to 7.3).....	0	0	0	0	0
8. Grand Totals (Lines 6.5 + 7.4).....	0	0	0	0	0
DIRECT CLAIMS AND BENEFITS PAID					
9. Death benefits.....					0
10. Matured endowments.....					0
11. Annuity benefits.....					0
12. Surrender values and withdrawals for life contracts.....					0
13. Aggregate write-ins for miscellaneous direct claims and benefits paid.....	0	0	0	0	0
14. All other benefits, except accident and health.....					0
15. Totals.....	0	0	0	0	0

NONE

DETAILS OF WRITE-INS					
1301.					0
1302.					0
1303.					0
1398. Summary of remaining write-ins for Line 13 from overflow page.....	0	0	0	0	0
1399. Total (Lines 1301 through 1303 plus 1398)(Line 13 above).....	0	0	0	0	0

	Ordinary		Credit Life (Group and Individual)		Group		Industrial		Total	
	1	2	3	4	5	6	7	8	9	10
	No.	Amount	No. of Ind. Pols. & Gr. Certifs.	Amount	No. of Certifs.	Amount	No.	Amount	No.	Amount
DIRECT DEATH BENEFITS AND MATURED ENDOWMENTS INCURRED										
16. Unpaid December 31, prior year.....									0	0
17. Incurred during current year.....									0	0
Settled during current year:										
18.1 By payment in full.....									0	0
18.2 By payment on compromised claims.....									0	0
18.3 Totals paid.....	0	0		0	0	0	0	0	0	0
18.4 Reduction by compromise.....									0	0
18.5 Amount rejected.....									0	0
18.6 Total settlements.....	0	0	0	0	0	0	0	0	0	0
19. Unpaid Dec. 31, current year (Lines 16 + 17 - 18.6).....	0	0	0	0	0	0	0	0	0	0
POLICY EXHIBIT					No. of Pol.					
20. In force December 31, prior year.....				(a).....					0	0
21. Issued during year.....									0	0
22. Other changes to in force (Net).....									0	0
23. In force December 31 of current year.....	0	0	0	(a).....0	0	0	0	0	0	0

NONE

(a) Includes Individual Credit Life Insurance, prior year \$.....0 current year \$.....0.
Includes Group Credit Life Insurance Loans less than or equal to 60 months at issue, prior year \$.....0 current year \$.....0.
Loans greater than 60 months at issue BUT NOT GREATER THAN 120 MONTHS, prior year \$.....0 current year \$.....0.

ACCIDENT AND HEALTH INSURANCE

	1	2	3	4	5
	Direct Premiums	Direct Premiums Earned	Dividends Paid Or Credited on Direct Business	Direct Losses Paid	Direct Losses Incurred
24. Group policies (b).....					
24.1 Federal Employee Health Benefits Plan premium (b).....					
24.2 Credit (group and individual).....					
24.3 Collectively renewable policies (b).....					
24.4 Medicare Title XVIII exempt from state taxes or fees.....					
Other Individual Policies:					
25.1 Non-cancelable (b).....					
25.2 Guaranteed renewable (b).....					
25.3 Non-renewable for stated reasons only (b).....					
25.4 Other accident only.....					
25.5 All other (b).....					
25.6 Totals (Sum of Lines 25.1 to 25.5).....	0	0	0	0	0
26. Totals (Lines 24 + 24.1 + 24.2 + 24.3 + 24.4 + 25.6).....	0	0	0	0	0

NONE

(b) For health business on indicated lines report: Number of persons insured under PPO managed products.....0 and number of persons insured under indemnity only products.....0.



DIRECT BUSINESS IN Other Alien # 32 DURING THE YEAR
NAIC Group Code.....0140 NAIC Company Code.....92657

LIFE INSURANCE

	1	2	3	4	5
	Ordinary	Credit Life (Group and Individual)	Group	Industrial	Total
DIRECT PREMIUMS AND ANNUITY CONSIDERATIONS					
1. Life insurance.....					0
2. Annuity considerations.....					0
3. Deposit-type contract funds.....		XXX		XXX	0
4. Other considerations.....					0
5. Totals (Sum of Lines 1 to 4).....	0	0	0	0	0
DIRECT DIVIDENDS TO POLICYHOLDERS					
Life insurance:					
6.1 Paid in cash or left on deposit.....					0
6.2 Applied to pay renewal premiums.....					0
6.3 Applied to provide paid-up additions or shorten the endowment or premium-paying period.....					0
6.4 Other.....					0
6.5 Totals (Sum of Lines 6.1 to 6.4).....	0	0	0	0	0
Annuities:					
7.1 Paid in cash or left on deposit.....					0
7.2 Applied to provide paid-up annuities.....					0
7.3 Other.....					0
7.4 Totals (Sum of Lines 7.1 to 7.3).....	0	0	0	0	0
8. Grand Totals (Lines 6.5 + 7.4).....	0	0	0	0	0
DIRECT CLAIMS AND BENEFITS PAID					
9. Death benefits.....					0
10. Matured endowments.....					0
11. Annuity benefits.....					0
12. Surrender values and withdrawals for life contracts.....					0
13. Aggregate write-ins for miscellaneous direct claims and benefits paid.....	0	0	0	0	0
14. All other benefits, except accident and health.....					0
15. Totals.....	0	0	0	0	0

NONE

DETAILS OF WRITE-INS					
1301.					0
1302.					0
1303.					0
1398. Summary of remaining write-ins for Line 13 from overflow page.....	0	0	0	0	0
1399. Total (Lines 1301 through 1303 plus 1398)(Line 13 above).....	0	0	0	0	0

	Ordinary		Credit Life (Group and Individual)		Group		Industrial		Total	
	1	2	3	4	5	6	7	8	9	10
	No.	Amount	No. of Ind. Pols. & Gr. Certifs.	Amount	No. of Certifs.	Amount	No.	Amount	No.	Amount
DIRECT DEATH BENEFITS AND MATURED ENDOWMENTS INCURRED										
16. Unpaid December 31, prior year.....									0	0
17. Incurred during current year.....									0	0
Settled during current year:										
18.1 By payment in full.....									0	0
18.2 By payment on compromised claims.....									0	0
18.3 Totals paid.....	0	0	0	0	0	0	0	0	0	0
18.4 Reduction by compromise.....									0	0
18.5 Amount rejected.....									0	0
18.6 Total settlements.....	0	0	0	0	0	0	0	0	0	0
19. Unpaid Dec. 31, current year (Lines 16 + 17 - 18.6).....	0	0	0	0	0	0	0	0	0	0
POLICY EXHIBIT					No. of Pol.					
20. In force December 31, prior year.....				(a).....					0	0
21. Issued during year.....									0	0
22. Other changes to in force (Net).....									0	0
23. In force December 31 of current year.....	0	0	0	(a).....	0	0	0	0	0	0

NONE

(a) Includes Individual Credit Life Insurance, prior year \$.....0 current year \$.....0.
Includes Group Credit Life Insurance Loans less than or equal to 60 months at issue, prior year \$.....0 current year \$.....0.
Loans greater than 60 months at issue BUT NOT GREATER THAN 120 MONTHS, prior year \$.....0 current year \$.....0.

ACCIDENT AND HEALTH INSURANCE

	1	2	3	4	5
	Direct Premiums	Direct Premiums Earned	Dividends Paid Or Credited on Direct Business	Direct Losses Paid	Direct Losses Incurred
24. Group policies (b).....					
24.1 Federal Employee Health Benefits Plan premium (b).....					
24.2 Credit (group and individual).....					
24.3 Collectively renewable policies (b).....					
24.4 Medicare Title XVIII exempt from state taxes or fees.....					
Other Individual Policies:					
25.1 Non-cancelable (b).....					
25.2 Guaranteed renewable (b).....					
25.3 Non-renewable for stated reasons only (b).....					
25.4 Other accident only.....					
25.5 All other (b).....					
25.6 Totals (Sum of Lines 25.1 to 25.5).....	0	0	0	0	0
26. Totals (Lines 24 + 24.1 + 24.2 + 24.3 + 24.4 + 25.6).....	0	0	0	0	0

NONE

(b) For health business on indicated lines report: Number of persons insured under PPO managed products.....0 and number of persons insured under indemnity only products.....0.



DIRECT BUSINESS IN Other Alien # 33 DURING THE YEAR
NAIC Group Code.....0140 NAIC Company Code.....92657

LIFE INSURANCE

	1	2	3	4	5
	Ordinary	Credit Life (Group and Individual)	Group	Industrial	Total
DIRECT PREMIUMS AND ANNUITY CONSIDERATIONS					
1. Life insurance.....					0
2. Annuity considerations.....					0
3. Deposit-type contract funds.....		XXX		XXX	0
4. Other considerations.....					0
5. Totals (Sum of Lines 1 to 4).....	0	0	0	0	0
DIRECT DIVIDENDS TO POLICYHOLDERS					
Life insurance:					
6.1 Paid in cash or left on deposit.....					0
6.2 Applied to pay renewal premiums.....					0
6.3 Applied to provide paid-up additions or shorten the endowment or premium-paying period.....					0
6.4 Other.....					0
6.5 Totals (Sum of Lines 6.1 to 6.4).....	0	0	0	0	0
Annuities:					
7.1 Paid in cash or left on deposit.....					0
7.2 Applied to provide paid-up annuities.....					0
7.3 Other.....					0
7.4 Totals (Sum of Lines 7.1 to 7.3).....	0	0	0	0	0
8. Grand Totals (Lines 6.5 + 7.4).....	0	0	0	0	0
DIRECT CLAIMS AND BENEFITS PAID					
9. Death benefits.....					0
10. Matured endowments.....					0
11. Annuity benefits.....					0
12. Surrender values and withdrawals for life contracts.....					0
13. Aggregate write-ins for miscellaneous direct claims and benefits paid.....	0	0	0	0	0
14. All other benefits, except accident and health.....					0
15. Totals.....	0	0	0	0	0

NONE

DETAILS OF WRITE-INS					
1301.					0
1302.					0
1303.					0
1398. Summary of remaining write-ins for Line 13 from overflow page.....	0	0	0	0	0
1399. Total (Lines 1301 through 1303 plus 1398)(Line 13 above).....	0	0	0	0	0

	Ordinary		Credit Life (Group and Individual)		Group		Industrial		Total	
	1	2	3	4	5	6	7	8	9	10
	No.	Amount	No. of Ind. Pols. & Gr. Certifs.	Amount	No. of Certifs.	Amount	No.	Amount	No.	Amount
DIRECT DEATH BENEFITS AND MATURED ENDOWMENTS INCURRED										
16. Unpaid December 31, prior year.....									0	0
17. Incurred during current year.....									0	0
Settled during current year:										
18.1 By payment in full.....									0	0
18.2 By payment on compromised claims.....									0	0
18.3 Totals paid.....	0	0	0	0	0	0	0	0	0	0
18.4 Reduction by compromise.....									0	0
18.5 Amount rejected.....									0	0
18.6 Total settlements.....	0	0	0	0	0	0	0	0	0	0
19. Unpaid Dec. 31, current year (Lines 16 + 17 - 18.6).....	0	0	0	0	0	0	0	0	0	0
POLICY EXHIBIT					No. of Pol.					
20. In force December 31, prior year.....				(a).....					0	0
21. Issued during year.....									0	0
22. Other changes to in force (Net).....									0	0
23. In force December 31 of current year.....	0	0	0	(a).....	0	0	0	0	0	0

NONE

(a) Includes Individual Credit Life Insurance, prior year \$.....0 current year \$.....0.
Includes Group Credit Life Insurance Loans less than or equal to 60 months at issue, prior year \$.....0 current year \$.....0.
Loans greater than 60 months at issue BUT NOT GREATER THAN 120 MONTHS, prior year \$.....0 current year \$.....0.

ACCIDENT AND HEALTH INSURANCE

	1	2	3	4	5
	Direct Premiums	Direct Premiums Earned	Dividends Paid Or Credited on Direct Business	Direct Losses Paid	Direct Losses Incurred
24. Group policies (b).....					
24.1 Federal Employee Health Benefits Plan premium (b).....					
24.2 Credit (group and individual).....					
24.3 Collectively renewable policies (b).....					
24.4 Medicare Title XVIII exempt from state taxes or fees.....					
Other Individual Policies:					
25.1 Non-cancelable (b).....					
25.2 Guaranteed renewable (b).....					
25.3 Non-renewable for stated reasons only (b).....					
25.4 Other accident only.....					
25.5 All other (b).....					
25.6 Totals (Sum of Lines 25.1 to 25.5).....	0	0	0	0	0
26. Totals (Lines 24 + 24.1 + 24.2 + 24.3 + 24.4 + 25.6).....	0	0	0	0	0

NONE

(b) For health business on indicated lines report: Number of persons insured under PPO managed products.....0 and number of persons insured under indemnity only products.....0.



DIRECT BUSINESS IN Other Alien # 34 DURING THE YEAR
NAIC Group Code....0140 NAIC Company Code....92657

LIFE INSURANCE

	1	2	3	4	5
	Ordinary	Credit Life (Group and Individual)	Group	Industrial	Total
DIRECT PREMIUMS AND ANNUITY CONSIDERATIONS					
1. Life insurance.....					0
2. Annuity considerations.....					0
3. Deposit-type contract funds.....		XXX		XXX	0
4. Other considerations.....					0
5. Totals (Sum of Lines 1 to 4).....	0	0	0	0	0
DIRECT DIVIDENDS TO POLICYHOLDERS					
Life insurance:					
6.1 Paid in cash or left on deposit.....					0
6.2 Applied to pay renewal premiums.....					0
6.3 Applied to provide paid-up additions or shorten the endowment or premium-paying period.....					0
6.4 Other.....					0
6.5 Totals (Sum of Lines 6.1 to 6.4).....	0	0	0	0	0
Annuities:					
7.1 Paid in cash or left on deposit.....					0
7.2 Applied to provide paid-up annuities.....					0
7.3 Other.....					0
7.4 Totals (Sum of Lines 7.1 to 7.3).....	0	0	0	0	0
8. Grand Totals (Lines 6.5 + 7.4).....	0	0	0	0	0
DIRECT CLAIMS AND BENEFITS PAID					
9. Death benefits.....					0
10. Matured endowments.....					0
11. Annuity benefits.....					0
12. Surrender values and withdrawals for life contracts.....					0
13. Aggregate write-ins for miscellaneous direct claims and benefits paid.....	0	0	0	0	0
14. All other benefits, except accident and health.....					0
15. Totals.....	0	0	0	0	0

NONE

DETAILS OF WRITE-INS					
1301.					0
1302.					0
1303.					0
1398. Summary of remaining write-ins for Line 13 from overflow page.....	0	0	0	0	0
1399. Total (Lines 1301 through 1303 plus 1398)(Line 13 above).....	0	0	0	0	0

	Ordinary		Credit Life (Group and Individual)		Group		Industrial		Total	
	1	2	3	4	5	6	7	8	9	10
	No.	Amount	No. of Ind. Pols. & Gr. Certifs.	Amount	No. of Certifs.	Amount	No.	Amount	No.	Amount
DIRECT DEATH BENEFITS AND MATURED ENDOWMENTS INCURRED										
16. Unpaid December 31, prior year.....									0	0
17. Incurred during current year.....									0	0
Settled during current year:										
18.1 By payment in full.....									0	0
18.2 By payment on compromised claims.....									0	0
18.3 Totals paid.....	0	0		0	0	0	0	0	0	0
18.4 Reduction by compromise.....									0	0
18.5 Amount rejected.....									0	0
18.6 Total settlements.....	0	0	0	0	0	0	0	0	0	0
19. Unpaid Dec. 31, current year (Lines 16 + 17 - 18.6).....	0	0	0	0	0	0	0	0	0	0
POLICY EXHIBIT					No. of Pol.					
20. In force December 31, prior year.....				(a).....					0	0
21. Issued during year.....									0	0
22. Other changes to in force (Net).....									0	0
23. In force December 31 of current year.....	0	0	0	(a).....0	0	0	0	0	0	0

NONE

(a) Includes Individual Credit Life Insurance, prior year \$.....0 current year \$.....0.
Includes Group Credit Life Insurance Loans less than or equal to 60 months at issue, prior year \$.....0 current year \$.....0.
Loans greater than 60 months at issue BUT NOT GREATER THAN 120 MONTHS, prior year \$.....0 current year \$.....0.

ACCIDENT AND HEALTH INSURANCE

	1	2	3	4	5
	Direct Premiums	Direct Premiums Earned	Dividends Paid Or Credited on Direct Business	Direct Losses Paid	Direct Losses Incurred
24. Group policies (b).....					
24.1 Federal Employee Health Benefits Plan premium (b).....					
24.2 Credit (group and individual).....					
24.3 Collectively renewable policies (b).....					
24.4 Medicare Title XVIII exempt from state taxes or fees.....					
Other Individual Policies:					
25.1 Non-cancelable (b).....					
25.2 Guaranteed renewable (b).....					
25.3 Non-renewable for stated reasons only (b).....					
25.4 Other accident only.....					
25.5 All other (b).....					
25.6 Totals (Sum of Lines 25.1 to 25.5).....	0	0	0	0	0
26. Totals (Lines 24 + 24.1 + 24.2 + 24.3 + 24.4 + 25.6).....	0	0	0	0	0

NONE

(b) For health business on indicated lines report: Number of persons insured under PPO managed products.....0 and number of persons insured under indemnity only products.....0.

NATIONWIDE LIFE AND ANNUITY INSURANCE COMPANY



DIRECT BUSINESS IN Other Alien # 35 DURING THE YEAR
NAIC Group Code....0140 NAIC Company Code....92657

LIFE INSURANCE

	1	2	3	4	5
	Ordinary	Credit Life (Group and Individual)	Group	Industrial	Total
DIRECT PREMIUMS AND ANNUITY CONSIDERATIONS					
1. Life insurance.....					0
2. Annuity considerations.....					0
3. Deposit-type contract funds.....		XXX		XXX	0
4. Other considerations.....					0
5. Totals (Sum of Lines 1 to 4).....	0	0	0	0	0
DIRECT DIVIDENDS TO POLICYHOLDERS					
Life insurance:					
6.1 Paid in cash or left on deposit.....					0
6.2 Applied to pay renewal premiums.....					0
6.3 Applied to provide paid-up additions or shorten the endowment or premium-paying period.....					0
6.4 Other.....					0
6.5 Totals (Sum of Lines 6.1 to 6.4).....	0	0	0	0	0
Annuities:					
7.1 Paid in cash or left on deposit.....					0
7.2 Applied to provide paid-up annuities.....					0
7.3 Other.....					0
7.4 Totals (Sum of Lines 7.1 to 7.3).....	0	0	0	0	0
8. Grand Totals (Lines 6.5 + 7.4).....	0	0	0	0	0
DIRECT CLAIMS AND BENEFITS PAID					
9. Death benefits.....					0
10. Matured endowments.....					0
11. Annuity benefits.....					0
12. Surrender values and withdrawals for life contracts.....					0
13. Aggregate write-ins for miscellaneous direct claims and benefits paid.....	0	0	0	0	0
14. All other benefits, except accident and health.....					0
15. Totals.....	0	0	0	0	0

NONE

DETAILS OF WRITE-INS					
1301.					0
1302.					0
1303.					0
1398. Summary of remaining write-ins for Line 13 from overflow page.....	0	0	0	0	0
1399. Total (Lines 1301 through 1303 plus 1398)(Line 13 above).....	0	0	0	0	0

	Ordinary		Credit Life (Group and Individual)		Group		Industrial		Total	
	1	2	3	4	5	6	7	8	9	10
	No.	Amount	No. of Ind. Pols. & Gr. Certifs.	Amount	No. of Certifs.	Amount	No.	Amount	No.	Amount
DIRECT DEATH BENEFITS AND MATURED ENDOWMENTS INCURRED										
16. Unpaid December 31, prior year.....									0	0
17. Incurred during current year.....									0	0
Settled during current year:										
18.1 By payment in full.....									0	0
18.2 By payment on compromised claims.....									0	0
18.3 Totals paid.....	0	0	0	0	0	0	0	0	0	0
18.4 Reduction by compromise.....									0	0
18.5 Amount rejected.....									0	0
18.6 Total settlements.....	0	0	0	0	0	0	0	0	0	0
19. Unpaid Dec. 31, current year (Lines 16 + 17 - 18.6).....	0	0	0	0	0	0	0	0	0	0
POLICY EXHIBIT					No. of Pol.					
20. In force December 31, prior year.....				(a).....					0	0
21. Issued during year.....									0	0
22. Other changes to in force (Net).....									0	0
23. In force December 31 of current year.....	0	0	0	(a).....	0	0	0	0	0	0

NONE

(a) Includes Individual Credit Life Insurance, prior year \$.....0 current year \$.....0.
Includes Group Credit Life Insurance Loans less than or equal to 60 months at issue, prior year \$.....0 current year \$.....0.
Loans greater than 60 months at issue BUT NOT GREATER THAN 120 MONTHS, prior year \$.....0 current year \$.....0.

ACCIDENT AND HEALTH INSURANCE

	1	2	3	4	5
	Direct Premiums	Direct Premiums Earned	Dividends Paid Or Credited on Direct Business	Direct Losses Paid	Direct Losses Incurred
24. Group policies (b).....					
24.1 Federal Employee Health Benefits Plan premium (b).....					
24.2 Credit (group and individual).....					
24.3 Collectively renewable policies (b).....					
24.4 Medicare Title XVIII exempt from state taxes or fees.....					
Other Individual Policies:					
25.1 Non-cancelable (b).....					
25.2 Guaranteed renewable (b).....					
25.3 Non-renewable for stated reasons only (b).....					
25.4 Other accident only.....					
25.5 All other (b).....					
25.6 Totals (Sum of Lines 25.1 to 25.5).....	0	0	0	0	0
26. Totals (Lines 24 + 24.1 + 24.2 + 24.3 + 24.4 + 25.6).....	0	0	0	0	0

NONE

(b) For health business on indicated lines report: Number of persons insured under PPO managed products.....0 and number of persons insured under indemnity only products.....0.



DIRECT BUSINESS IN Other Alien # 36 DURING THE YEAR
NAIC Group Code.....0140 NAIC Company Code.....92657

LIFE INSURANCE

	1	2	3	4	5
	Ordinary	Credit Life (Group and Individual)	Group	Industrial	Total
DIRECT PREMIUMS AND ANNUITY CONSIDERATIONS					
1. Life insurance.....					0
2. Annuity considerations.....					0
3. Deposit-type contract funds.....		XXX		XXX	0
4. Other considerations.....					0
5. Totals (Sum of Lines 1 to 4).....	0	0	0	0	0
DIRECT DIVIDENDS TO POLICYHOLDERS					
Life insurance:					
6.1 Paid in cash or left on deposit.....					0
6.2 Applied to pay renewal premiums.....					0
6.3 Applied to provide paid-up additions or shorten the endowment or premium-paying period.....					0
6.4 Other.....					0
6.5 Totals (Sum of Lines 6.1 to 6.4).....	0	0	0	0	0
Annuities:					
7.1 Paid in cash or left on deposit.....					0
7.2 Applied to provide paid-up annuities.....					0
7.3 Other.....					0
7.4 Totals (Sum of Lines 7.1 to 7.3).....	0	0	0	0	0
8. Grand Totals (Lines 6.5 + 7.4).....	0	0	0	0	0
DIRECT CLAIMS AND BENEFITS PAID					
9. Death benefits.....					0
10. Matured endowments.....					0
11. Annuity benefits.....					0
12. Surrender values and withdrawals for life contracts.....					0
13. Aggregate write-ins for miscellaneous direct claims and benefits paid.....	0	0	0	0	0
14. All other benefits, except accident and health.....					0
15. Totals.....	0	0	0	0	0

NONE

DETAILS OF WRITE-INS					
1301.					0
1302.					0
1303.					0
1398. Summary of remaining write-ins for Line 13 from overflow page.....	0	0	0	0	0
1399. Total (Lines 1301 through 1303 plus 1398)(Line 13 above).....	0	0	0	0	0

	Ordinary		Credit Life (Group and Individual)		Group		Industrial		Total	
	1	2	3	4	5	6	7	8	9	10
	No.	Amount	No. of Ind. Pols. & Gr. Certifs.	Amount	No. of Certifs.	Amount	No.	Amount	No.	Amount
DIRECT DEATH BENEFITS AND MATURED ENDOWMENTS INCURRED										
16. Unpaid December 31, prior year.....									0	0
17. Incurred during current year.....									0	0
Settled during current year:										
18.1 By payment in full.....									0	0
18.2 By payment on compromised claims.....									0	0
18.3 Totals paid.....	0	0	0	0	0	0	0	0	0	0
18.4 Reduction by compromise.....									0	0
18.5 Amount rejected.....									0	0
18.6 Total settlements.....	0	0	0	0	0	0	0	0	0	0
19. Unpaid Dec. 31, current year (Lines 16 + 17 - 18.6).....	0	0	0	0	0	0	0	0	0	0
POLICY EXHIBIT					No. of Pol.					
20. In force December 31, prior year.....				(a).....					0	0
21. Issued during year.....									0	0
22. Other changes to in force (Net).....									0	0
23. In force December 31 of current year.....	0	0	0	(a).....	0	0	0	0	0	0

NONE

(a) Includes Individual Credit Life Insurance, prior year \$.....0 current year \$.....0.
Includes Group Credit Life Insurance Loans less than or equal to 60 months at issue, prior year \$.....0 current year \$.....0.
Loans greater than 60 months at issue BUT NOT GREATER THAN 120 MONTHS, prior year \$.....0 current year \$.....0.

ACCIDENT AND HEALTH INSURANCE

	1	2	3	4	5
	Direct Premiums	Direct Premiums Earned	Dividends Paid Or Credited on Direct Business	Direct Losses Paid	Direct Losses Incurred
24. Group policies (b).....					
24.1 Federal Employee Health Benefits Plan premium (b).....					
24.2 Credit (group and individual).....					
24.3 Collectively renewable policies (b).....					
24.4 Medicare Title XVIII exempt from state taxes or fees.....					
Other Individual Policies:					
25.1 Non-cancelable (b).....					
25.2 Guaranteed renewable (b).....					
25.3 Non-renewable for stated reasons only (b).....					
25.4 Other accident only.....					
25.5 All other (b).....					
25.6 Totals (Sum of Lines 25.1 to 25.5).....	0	0	0	0	0
26. Totals (Lines 24 + 24.1 + 24.2 + 24.3 + 24.4 + 25.6).....	0	0	0	0	0

NONE

(b) For health business on indicated lines report: Number of persons insured under PPO managed products.....0 and number of persons insured under indemnity only products.....0.



DIRECT BUSINESS IN Other Alien # 37 DURING THE YEAR
NAIC Group Code.....0140 NAIC Company Code.....92657

LIFE INSURANCE

	1	2	3	4	5
	Ordinary	Credit Life (Group and Individual)	Group	Industrial	Total
DIRECT PREMIUMS AND ANNUITY CONSIDERATIONS					
1. Life insurance.....					0
2. Annuity considerations.....					0
3. Deposit-type contract funds.....		XXX		XXX	0
4. Other considerations.....					0
5. Totals (Sum of Lines 1 to 4).....	0	0	0	0	0
DIRECT DIVIDENDS TO POLICYHOLDERS					
Life insurance:					
6.1 Paid in cash or left on deposit.....					0
6.2 Applied to pay renewal premiums.....					0
6.3 Applied to provide paid-up additions or shorten the endowment or premium-paying period.....					0
6.4 Other.....					0
6.5 Totals (Sum of Lines 6.1 to 6.4).....	0	0	0	0	0
Annuities:					
7.1 Paid in cash or left on deposit.....					0
7.2 Applied to provide paid-up annuities.....					0
7.3 Other.....					0
7.4 Totals (Sum of Lines 7.1 to 7.3).....	0	0	0	0	0
8. Grand Totals (Lines 6.5 + 7.4).....	0	0	0	0	0
DIRECT CLAIMS AND BENEFITS PAID					
9. Death benefits.....					0
10. Matured endowments.....					0
11. Annuity benefits.....					0
12. Surrender values and withdrawals for life contracts.....					0
13. Aggregate write-ins for miscellaneous direct claims and benefits paid.....	0	0	0	0	0
14. All other benefits, except accident and health.....					0
15. Totals.....	0	0	0	0	0

NONE

DETAILS OF WRITE-INS					
1301.					0
1302.					0
1303.					0
1398. Summary of remaining write-ins for Line 13 from overflow page.....	0	0	0	0	0
1399. Total (Lines 1301 through 1303 plus 1398)(Line 13 above).....	0	0	0	0	0

	Ordinary		Credit Life (Group and Individual)		Group		Industrial		Total	
	1	2	3	4	5	6	7	8	9	10
	No.	Amount	No. of Ind. Pols. & Gr. Certifs.	Amount	No. of Certifs.	Amount	No.	Amount	No.	Amount
DIRECT DEATH BENEFITS AND MATURED ENDOWMENTS INCURRED										
16. Unpaid December 31, prior year.....									0	0
17. Incurred during current year.....									0	0
Settled during current year:										
18.1 By payment in full.....									0	0
18.2 By payment on compromised claims.....									0	0
18.3 Totals paid.....	0	0		0	0	0	0	0	0	0
18.4 Reduction by compromise.....									0	0
18.5 Amount rejected.....									0	0
18.6 Total settlements.....	0	0	0	0	0	0	0	0	0	0
19. Unpaid Dec. 31, current year (Lines 16 + 17 - 18.6).....	0	0	0	0	0	0	0	0	0	0
POLICY EXHIBIT					No. of Pol.					
20. In force December 31, prior year.....				(a).....					0	0
21. Issued during year.....									0	0
22. Other changes to in force (Net).....									0	0
23. In force December 31 of current year.....	0	0	0	(a).....0	0	0	0	0	0	0

NONE

(a) Includes Individual Credit Life Insurance, prior year \$.....0 current year \$.....0.
Includes Group Credit Life Insurance Loans less than or equal to 60 months at issue, prior year \$.....0 current year \$.....0.
Loans greater than 60 months at issue BUT NOT GREATER THAN 120 MONTHS, prior year \$.....0 current year \$.....0.

ACCIDENT AND HEALTH INSURANCE

	1	2	3	4	5
	Direct Premiums	Direct Premiums Earned	Dividends Paid Or Credited on Direct Business	Direct Losses Paid	Direct Losses Incurred
24. Group policies (b).....					
24.1 Federal Employee Health Benefits Plan premium (b).....					
24.2 Credit (group and individual).....					
24.3 Collectively renewable policies (b).....					
24.4 Medicare Title XVIII exempt from state taxes or fees.....					
Other Individual Policies:					
25.1 Non-cancelable (b).....					
25.2 Guaranteed renewable (b).....					
25.3 Non-renewable for stated reasons only (b).....					
25.4 Other accident only.....					
25.5 All other (b).....					
25.6 Totals (Sum of Lines 25.1 to 25.5).....	0	0	0	0	0
26. Totals (Lines 24 + 24.1 + 24.2 + 24.3 + 24.4 + 25.6).....	0	0	0	0	0

NONE

(b) For health business on indicated lines report: Number of persons insured under PPO managed products.....0 and number of persons insured under indemnity only products.....0.



DIRECT BUSINESS IN Other Alien # 38 DURING THE YEAR
NAIC Group Code....0140 NAIC Company Code....92657

LIFE INSURANCE

	1	2	3	4	5
	Ordinary	Credit Life (Group and Individual)	Group	Industrial	Total
DIRECT PREMIUMS AND ANNUITY CONSIDERATIONS					
1. Life insurance.....					0
2. Annuity considerations.....					0
3. Deposit-type contract funds.....		XXX		XXX	0
4. Other considerations.....					0
5. Totals (Sum of Lines 1 to 4).....	0	0	0	0	0
DIRECT DIVIDENDS TO POLICYHOLDERS					
Life insurance:					
6.1 Paid in cash or left on deposit.....					0
6.2 Applied to pay renewal premiums.....					0
6.3 Applied to provide paid-up additions or shorten the endowment or premium-paying period.....					0
6.4 Other.....					0
6.5 Totals (Sum of Lines 6.1 to 6.4).....	0	0	0	0	0
Annuities:					
7.1 Paid in cash or left on deposit.....					0
7.2 Applied to provide paid-up annuities.....					0
7.3 Other.....					0
7.4 Totals (Sum of Lines 7.1 to 7.3).....	0	0	0	0	0
8. Grand Totals (Lines 6.5 + 7.4).....	0	0	0	0	0
DIRECT CLAIMS AND BENEFITS PAID					
9. Death benefits.....					0
10. Matured endowments.....					0
11. Annuity benefits.....					0
12. Surrender values and withdrawals for life contracts.....					0
13. Aggregate write-ins for miscellaneous direct claims and benefits paid.....	0	0	0	0	0
14. All other benefits, except accident and health.....					0
15. Totals.....	0	0	0	0	0

NONE

DETAILS OF WRITE-INS					
1301.					0
1302.					0
1303.					0
1398. Summary of remaining write-ins for Line 13 from overflow page.....	0	0	0	0	0
1399. Total (Lines 1301 through 1303 plus 1398)(Line 13 above).....	0	0	0	0	0

	Ordinary		Credit Life (Group and Individual)		Group		Industrial		Total	
	1	2	3	4	5	6	7	8	9	10
	No.	Amount	No. of Ind. Pols. & Gr. Certifs.	Amount	No. of Certifs.	Amount	No.	Amount	No.	Amount
DIRECT DEATH BENEFITS AND MATURED ENDOWMENTS INCURRED										
16. Unpaid December 31, prior year.....									0	0
17. Incurred during current year.....									0	0
Settled during current year:										
18.1 By payment in full.....									0	0
18.2 By payment on compromised claims.....									0	0
18.3 Totals paid.....	0	0	0	0	0	0	0	0	0	0
18.4 Reduction by compromise.....									0	0
18.5 Amount rejected.....									0	0
18.6 Total settlements.....	0	0	0	0	0	0	0	0	0	0
19. Unpaid Dec. 31, current year (Lines 16 + 17 - 18.6).....	0	0	0	0	0	0	0	0	0	0
POLICY EXHIBIT					No. of Pol.					
20. In force December 31, prior year.....				(a).....					0	0
21. Issued during year.....									0	0
22. Other changes to in force (Net).....									0	0
23. In force December 31 of current year.....	0	0	0	(a).....0	0	0	0	0	0	0

NONE

(a) Includes Individual Credit Life Insurance, prior year \$.....0 current year \$.....0.
Includes Group Credit Life Insurance Loans less than or equal to 60 months at issue, prior year \$.....0 current year \$.....0.
Loans greater than 60 months at issue BUT NOT GREATER THAN 120 MONTHS, prior year \$.....0 current year \$.....0.

ACCIDENT AND HEALTH INSURANCE

	1	2	3	4	5
	Direct Premiums	Direct Premiums Earned	Dividends Paid Or Credited on Direct Business	Direct Losses Paid	Direct Losses Incurred
24. Group policies (b).....					
24.1 Federal Employee Health Benefits Plan premium (b).....					
24.2 Credit (group and individual).....					
24.3 Collectively renewable policies (b).....					
24.4 Medicare Title XVIII exempt from state taxes or fees.....					
Other Individual Policies:					
25.1 Non-cancelable (b).....					
25.2 Guaranteed renewable (b).....					
25.3 Non-renewable for stated reasons only (b).....					
25.4 Other accident only.....					
25.5 All other (b).....					
25.6 Totals (Sum of Lines 25.1 to 25.5).....	0	0	0	0	0
26. Totals (Lines 24 + 24.1 + 24.2 + 24.3 + 24.4 + 25.6).....	0	0	0	0	0

NONE

(b) For health business on indicated lines report: Number of persons insured under PPO managed products.....0 and number of persons insured under indemnity only products.....0.



DIRECT BUSINESS IN Other Alien # 39 DURING THE YEAR
NAIC Group Code.....0140 NAIC Company Code.....92657

LIFE INSURANCE

	1	2	3	4	5
	Ordinary	Credit Life (Group and Individual)	Group	Industrial	Total
DIRECT PREMIUMS AND ANNUITY CONSIDERATIONS					
1. Life insurance.....					0
2. Annuity considerations.....					0
3. Deposit-type contract funds.....		XXX		XXX	0
4. Other considerations.....					0
5. Totals (Sum of Lines 1 to 4).....	0	0	0	0	0
DIRECT DIVIDENDS TO POLICYHOLDERS					
Life insurance:					
6.1 Paid in cash or left on deposit.....					0
6.2 Applied to pay renewal premiums.....					0
6.3 Applied to provide paid-up additions or shorten the endowment or premium-paying period.....					0
6.4 Other.....					0
6.5 Totals (Sum of Lines 6.1 to 6.4).....	0	0	0	0	0
Annuities:					
7.1 Paid in cash or left on deposit.....					0
7.2 Applied to provide paid-up annuities.....					0
7.3 Other.....					0
7.4 Totals (Sum of Lines 7.1 to 7.3).....	0	0	0	0	0
8. Grand Totals (Lines 6.5 + 7.4).....	0	0	0	0	0
DIRECT CLAIMS AND BENEFITS PAID					
9. Death benefits.....					0
10. Matured endowments.....					0
11. Annuity benefits.....					0
12. Surrender values and withdrawals for life contracts.....					0
13. Aggregate write-ins for miscellaneous direct claims and benefits paid.....	0	0	0	0	0
14. All other benefits, except accident and health.....					0
15. Totals.....	0	0	0	0	0

NONE

DETAILS OF WRITE-INS					
1301.					0
1302.					0
1303.					0
1398. Summary of remaining write-ins for Line 13 from overflow page.....	0	0	0	0	0
1399. Total (Lines 1301 through 1303 plus 1398)(Line 13 above).....	0	0	0	0	0

	Ordinary		Credit Life (Group and Individual)		Group		Industrial		Total	
	1	2	3	4	5	6	7	8	9	10
	No.	Amount	No. of Ind. Pols. & Gr. Certifs.	Amount	No. of Certifs.	Amount	No.	Amount	No.	Amount
DIRECT DEATH BENEFITS AND MATURED ENDOWMENTS INCURRED										
16. Unpaid December 31, prior year.....									0	0
17. Incurred during current year.....									0	0
Settled during current year:										
18.1 By payment in full.....									0	0
18.2 By payment on compromised claims.....									0	0
18.3 Totals paid.....	0	0	0	0	0	0	0	0	0	0
18.4 Reduction by compromise.....									0	0
18.5 Amount rejected.....									0	0
18.6 Total settlements.....	0	0	0	0	0	0	0	0	0	0
19. Unpaid Dec. 31, current year (Lines 16 + 17 - 18.6).....	0	0	0	0	0	0	0	0	0	0
POLICY EXHIBIT					No. of Pol.					
20. In force December 31, prior year.....				(a).....					0	0
21. Issued during year.....									0	0
22. Other changes to in force (Net).....									0	0
23. In force December 31 of current year.....	0	0	0	(a).....0	0	0	0	0	0	0

NONE

(a) Includes Individual Credit Life Insurance, prior year \$.....0 current year \$.....0.
Includes Group Credit Life Insurance Loans less than or equal to 60 months at issue, prior year \$.....0 current year \$.....0.
Loans greater than 60 months at issue BUT NOT GREATER THAN 120 MONTHS, prior year \$.....0 current year \$.....0.

ACCIDENT AND HEALTH INSURANCE

	1	2	3	4	5
	Direct Premiums	Direct Premiums Earned	Dividends Paid Or Credited on Direct Business	Direct Losses Paid	Direct Losses Incurred
24. Group policies (b).....					
24.1 Federal Employee Health Benefits Plan premium (b).....					
24.2 Credit (group and individual).....					
24.3 Collectively renewable policies (b).....					
24.4 Medicare Title XVIII exempt from state taxes or fees.....					
Other Individual Policies:					
25.1 Non-cancelable (b).....					
25.2 Guaranteed renewable (b).....					
25.3 Non-renewable for stated reasons only (b).....					
25.4 Other accident only.....					
25.5 All other (b).....					
25.6 Totals (Sum of Lines 25.1 to 25.5).....	0	0	0	0	0
26. Totals (Lines 24 + 24.1 + 24.2 + 24.3 + 24.4 + 25.6).....	0	0	0	0	0

NONE

(b) For health business on indicated lines report: Number of persons insured under PPO managed products.....0 and number of persons insured under indemnity only products.....0.



DIRECT BUSINESS IN Other Alien # 40 DURING THE YEAR
NAIC Group Code....0140 NAIC Company Code....92657

LIFE INSURANCE

	1	2	3	4	5
	Ordinary	Credit Life (Group and Individual)	Group	Industrial	Total
DIRECT PREMIUMS AND ANNUITY CONSIDERATIONS					
1. Life insurance.....					0
2. Annuity considerations.....					0
3. Deposit-type contract funds.....		XXX		XXX	0
4. Other considerations.....					0
5. Totals (Sum of Lines 1 to 4).....	0	0	0	0	0
DIRECT DIVIDENDS TO POLICYHOLDERS					
Life insurance:					
6.1 Paid in cash or left on deposit.....					0
6.2 Applied to pay renewal premiums.....					0
6.3 Applied to provide paid-up additions or shorten the endowment or premium-paying period.....					0
6.4 Other.....					0
6.5 Totals (Sum of Lines 6.1 to 6.4).....	0	0	0	0	0
Annuities:					
7.1 Paid in cash or left on deposit.....					0
7.2 Applied to provide paid-up annuities.....					0
7.3 Other.....					0
7.4 Totals (Sum of Lines 7.1 to 7.3).....	0	0	0	0	0
8. Grand Totals (Lines 6.5 + 7.4).....	0	0	0	0	0
DIRECT CLAIMS AND BENEFITS PAID					
9. Death benefits.....					0
10. Matured endowments.....					0
11. Annuity benefits.....					0
12. Surrender values and withdrawals for life contracts.....					0
13. Aggregate write-ins for miscellaneous direct claims and benefits paid.....	0	0	0	0	0
14. All other benefits, except accident and health.....					0
15. Totals.....	0	0	0	0	0

NONE

DETAILS OF WRITE-INS					
1301.					0
1302.					0
1303.					0
1398. Summary of remaining write-ins for Line 13 from overflow page.....	0	0	0	0	0
1399. Total (Lines 1301 through 1303 plus 1398)(Line 13 above).....	0	0	0	0	0

	Ordinary		Credit Life (Group and Individual)		Group		Industrial		Total	
	1	2	3	4	5	6	7	8	9	10
	No.	Amount	No. of Ind. Pols. & Gr. Certifs.	Amount	No. of Certifs.	Amount	No.	Amount	No.	Amount
DIRECT DEATH BENEFITS AND MATURED ENDOWMENTS INCURRED										
16. Unpaid December 31, prior year.....									0	0
17. Incurred during current year.....									0	0
Settled during current year:										
18.1 By payment in full.....									0	0
18.2 By payment on compromised claims.....									0	0
18.3 Totals paid.....	0	0	0	0	0	0	0	0	0	0
18.4 Reduction by compromise.....									0	0
18.5 Amount rejected.....									0	0
18.6 Total settlements.....	0	0	0	0	0	0	0	0	0	0
19. Unpaid Dec. 31, current year (Lines 16 + 17 - 18.6).....	0	0	0	0	0	0	0	0	0	0
POLICY EXHIBIT					No. of Pol.					
20. In force December 31, prior year.....				(a).....					0	0
21. Issued during year.....									0	0
22. Other changes to in force (Net).....									0	0
23. In force December 31 of current year.....	0	0	0	(a).....0	0	0	0	0	0	0

NONE

(a) Includes Individual Credit Life Insurance, prior year \$.....0 current year \$.....0.
Includes Group Credit Life Insurance Loans less than or equal to 60 months at issue, prior year \$.....0 current year \$.....0.
Loans greater than 60 months at issue BUT NOT GREATER THAN 120 MONTHS, prior year \$.....0 current year \$.....0.

ACCIDENT AND HEALTH INSURANCE

	1	2	3	4	5
	Direct Premiums	Direct Premiums Earned	Dividends Paid Or Credited on Direct Business	Direct Losses Paid	Direct Losses Incurred
24. Group policies (b).....					
24.1 Federal Employee Health Benefits Plan premium (b).....					
24.2 Credit (group and individual).....					
24.3 Collectively renewable policies (b).....					
24.4 Medicare Title XVIII exempt from state taxes or fees.....					
Other Individual Policies:					
25.1 Non-cancelable (b).....					
25.2 Guaranteed renewable (b).....					
25.3 Non-renewable for stated reasons only (b).....					
25.4 Other accident only.....					
25.5 All other (b).....					
25.6 Totals (Sum of Lines 25.1 to 25.5).....	0	0	0	0	0
26. Totals (Lines 24 + 24.1 + 24.2 + 24.3 + 24.4 + 25.6).....	0	0	0	0	0

NONE

(b) For health business on indicated lines report: Number of persons insured under PPO managed products.....0 and number of persons insured under indemnity only products.....0.



DIRECT BUSINESS IN Other Alien # 41 DURING THE YEAR
NAIC Group Code.....0140 NAIC Company Code.....92657

LIFE INSURANCE

	1	2	3	4	5
	Ordinary	Credit Life (Group and Individual)	Group	Industrial	Total
DIRECT PREMIUMS AND ANNUITY CONSIDERATIONS					
1. Life insurance.....					0
2. Annuity considerations.....					0
3. Deposit-type contract funds.....		XXX		XXX	0
4. Other considerations.....					0
5. Totals (Sum of Lines 1 to 4).....	0	0	0	0	0
DIRECT DIVIDENDS TO POLICYHOLDERS					
Life insurance:					
6.1 Paid in cash or left on deposit.....					0
6.2 Applied to pay renewal premiums.....					0
6.3 Applied to provide paid-up additions or shorten the endowment or premium-paying period.....					0
6.4 Other.....					0
6.5 Totals (Sum of Lines 6.1 to 6.4).....	0	0	0	0	0
Annuities:					
7.1 Paid in cash or left on deposit.....					0
7.2 Applied to provide paid-up annuities.....					0
7.3 Other.....					0
7.4 Totals (Sum of Lines 7.1 to 7.3).....	0	0	0	0	0
8. Grand Totals (Lines 6.5 + 7.4).....	0	0	0	0	0
DIRECT CLAIMS AND BENEFITS PAID					
9. Death benefits.....					0
10. Matured endowments.....					0
11. Annuity benefits.....					0
12. Surrender values and withdrawals for life contracts.....					0
13. Aggregate write-ins for miscellaneous direct claims and benefits paid.....	0	0	0	0	0
14. All other benefits, except accident and health.....					0
15. Totals.....	0	0	0	0	0

NONE

DETAILS OF WRITE-INS					
1301.					0
1302.					0
1303.					0
1398. Summary of remaining write-ins for Line 13 from overflow page.....	0	0	0	0	0
1399. Total (Lines 1301 through 1303 plus 1398)(Line 13 above).....	0	0	0	0	0

	Ordinary		Credit Life (Group and Individual)		Group		Industrial		Total	
	1	2	3	4	5	6	7	8	9	10
	No.	Amount	No. of Ind. Pols. & Gr. Certifs.	Amount	No. of Certifs.	Amount	No.	Amount	No.	Amount
DIRECT DEATH BENEFITS AND MATURED ENDOWMENTS INCURRED										
16. Unpaid December 31, prior year.....									0	0
17. Incurred during current year.....									0	0
Settled during current year:										
18.1 By payment in full.....									0	0
18.2 By payment on compromised claims.....									0	0
18.3 Totals paid.....	0	0		0	0	0	0	0	0	0
18.4 Reduction by compromise.....									0	0
18.5 Amount rejected.....									0	0
18.6 Total settlements.....	0	0	0	0	0	0	0	0	0	0
19. Unpaid Dec. 31, current year (Lines 16 + 17 - 18.6).....	0	0	0	0	0	0	0	0	0	0
POLICY EXHIBIT					No. of Pol.					
20. In force December 31, prior year.....				(a).....					0	0
21. Issued during year.....									0	0
22. Other changes to in force (Net).....									0	0
23. In force December 31 of current year.....	0	0	0	(a).....0	0	0	0	0	0	0

NONE

(a) Includes Individual Credit Life Insurance, prior year \$.....0 current year \$.....0.
Includes Group Credit Life Insurance Loans less than or equal to 60 months at issue, prior year \$.....0 current year \$.....0.
Loans greater than 60 months at issue BUT NOT GREATER THAN 120 MONTHS, prior year \$.....0 current year \$.....0.

ACCIDENT AND HEALTH INSURANCE

	1	2	3	4	5
	Direct Premiums	Direct Premiums Earned	Dividends Paid Or Credited on Direct Business	Direct Losses Paid	Direct Losses Incurred
24. Group policies (b).....					
24.1 Federal Employee Health Benefits Plan premium (b).....					
24.2 Credit (group and individual).....					
24.3 Collectively renewable policies (b).....					
24.4 Medicare Title XVIII exempt from state taxes or fees.....					
Other Individual Policies:					
25.1 Non-cancelable (b).....					
25.2 Guaranteed renewable (b).....					
25.3 Non-renewable for stated reasons only (b).....					
25.4 Other accident only.....					
25.5 All other (b).....					
25.6 Totals (Sum of Lines 25.1 to 25.5).....	0	0	0	0	0
26. Totals (Lines 24 + 24.1 + 24.2 + 24.3 + 24.4 + 25.6).....	0	0	0	0	0

NONE

(b) For health business on indicated lines report: Number of persons insured under PPO managed products.....0 and number of persons insured under indemnity only products.....0.



DIRECT BUSINESS IN Other Alien # 42 DURING THE YEAR
NAIC Group Code.....0140 NAIC Company Code.....92657

LIFE INSURANCE

	1	2	3	4	5
	Ordinary	Credit Life (Group and Individual)	Group	Industrial	Total
DIRECT PREMIUMS AND ANNUITY CONSIDERATIONS					
1. Life insurance.....					0
2. Annuity considerations.....					0
3. Deposit-type contract funds.....		XXX		XXX	0
4. Other considerations.....					0
5. Totals (Sum of Lines 1 to 4).....	0	0	0	0	0
DIRECT DIVIDENDS TO POLICYHOLDERS					
Life insurance:					
6.1 Paid in cash or left on deposit.....					0
6.2 Applied to pay renewal premiums.....					0
6.3 Applied to provide paid-up additions or shorten the endowment or premium-paying period.....					0
6.4 Other.....					0
6.5 Totals (Sum of Lines 6.1 to 6.4).....	0	0	0	0	0
Annuities:					
7.1 Paid in cash or left on deposit.....					0
7.2 Applied to provide paid-up annuities.....					0
7.3 Other.....					0
7.4 Totals (Sum of Lines 7.1 to 7.3).....	0	0	0	0	0
8. Grand Totals (Lines 6.5 + 7.4).....	0	0	0	0	0
DIRECT CLAIMS AND BENEFITS PAID					
9. Death benefits.....					0
10. Matured endowments.....					0
11. Annuity benefits.....					0
12. Surrender values and withdrawals for life contracts.....					0
13. Aggregate write-ins for miscellaneous direct claims and benefits paid.....	0	0	0	0	0
14. All other benefits, except accident and health.....					0
15. Totals.....	0	0	0	0	0

DETAILS OF WRITE-INS					
1301.					0
1302.					0
1303.					0
1398. Summary of remaining write-ins for Line 13 from overflow page.....	0	0	0	0	0
1399. Total (Lines 1301 through 1303 plus 1398)(Line 13 above).....	0	0	0	0	0

	Ordinary		Credit Life (Group and Individual)		Group		Industrial		Total	
	1	2	3	4	5	6	7	8	9	10
	No.	Amount	No. of Ind. Pols. & Gr. Certifs.	Amount	No. of Certifs.	Amount	No.	Amount	No.	Amount
DIRECT DEATH BENEFITS AND MATURED ENDOWMENTS INCURRED										
16. Unpaid December 31, prior year.....									0	0
17. Incurred during current year.....									0	0
Settled during current year:										
18.1 By payment in full.....									0	0
18.2 By payment on compromised claims.....									0	0
18.3 Totals paid.....	0	0	0	0	0	0	0	0	0	0
18.4 Reduction by compromise.....									0	0
18.5 Amount rejected.....									0	0
18.6 Total settlements.....	0	0	0	0	0	0	0	0	0	0
19. Unpaid Dec. 31, current year (Lines 16 + 17 - 18.6).....	0	0	0	0	0	0	0	0	0	0
POLICY EXHIBIT					No. of Pol.					
20. In force December 31, prior year.....				(a).....					0	0
21. Issued during year.....									0	0
22. Other changes to in force (Net).....									0	0
23. In force December 31 of current year.....	0	0	0	(a).....0	0	0	0	0	0	0

(a) Includes Individual Credit Life Insurance, prior year \$.....0 current year \$.....0.
Includes Group Credit Life Insurance Loans less than or equal to 60 months at issue, prior year \$.....0 current year \$.....0.
Loans greater than 60 months at issue BUT NOT GREATER THAN 120 MONTHS, prior year \$.....0 current year \$.....0.

ACCIDENT AND HEALTH INSURANCE

	1	2	3	4	5
	Direct Premiums	Direct Premiums Earned	Dividends Paid Or Credited on Direct Business	Direct Losses Paid	Direct Losses Incurred
24. Group policies (b).....					
24.1 Federal Employee Health Benefits Plan premium (b).....					
24.2 Credit (group and individual).....					
24.3 Collectively renewable policies (b).....					
24.4 Medicare Title XVIII exempt from state taxes or fees.....					
Other Individual Policies:					
25.1 Non-cancelable (b).....					
25.2 Guaranteed renewable (b).....					
25.3 Non-renewable for stated reasons only (b).....					
25.4 Other accident only.....					
25.5 All other (b).....					
25.6 Totals (Sum of Lines 25.1 to 25.5).....	0	0	0	0	0
26. Totals (Lines 24 + 24.1 + 24.2 + 24.3 + 24.4 + 25.6).....	0	0	0	0	0

(b) For health business on indicated lines report: Number of persons insured under PPO managed products.....0 and number of persons insured under indemnity only products.....0.

NATIONWIDE LIFE AND ANNUITY INSURANCE COMPANY



DIRECT BUSINESS IN Other Alien # 43 DURING THE YEAR
NAIC Group Code....0140 NAIC Company Code....92657

LIFE INSURANCE

	1	2	3	4	5
	Ordinary	Credit Life (Group and Individual)	Group	Industrial	Total
DIRECT PREMIUMS AND ANNUITY CONSIDERATIONS					
1. Life insurance.....					0
2. Annuity considerations.....					0
3. Deposit-type contract funds.....		XXX		XXX	0
4. Other considerations.....					0
5. Totals (Sum of Lines 1 to 4).....	0	0	0	0	0
DIRECT DIVIDENDS TO POLICYHOLDERS					
Life insurance:					
6.1 Paid in cash or left on deposit.....					0
6.2 Applied to pay renewal premiums.....					0
6.3 Applied to provide paid-up additions or shorten the endowment or premium-paying period.....					0
6.4 Other.....					0
6.5 Totals (Sum of Lines 6.1 to 6.4).....	0	0	0	0	0
Annuities:					
7.1 Paid in cash or left on deposit.....					0
7.2 Applied to provide paid-up annuities.....					0
7.3 Other.....					0
7.4 Totals (Sum of Lines 7.1 to 7.3).....	0	0	0	0	0
8. Grand Totals (Lines 6.5 + 7.4).....	0	0	0	0	0
DIRECT CLAIMS AND BENEFITS PAID					
9. Death benefits.....					0
10. Matured endowments.....					0
11. Annuity benefits.....					0
12. Surrender values and withdrawals for life contracts.....					0
13. Aggregate write-ins for miscellaneous direct claims and benefits paid.....	0	0	0	0	0
14. All other benefits, except accident and health.....					0
15. Totals.....	0	0	0	0	0

NONE

DETAILS OF WRITE-INS					
1301.					0
1302.					0
1303.					0
1398. Summary of remaining write-ins for Line 13 from overflow page.....	0	0	0	0	0
1399. Total (Lines 1301 through 1303 plus 1398)(Line 13 above).....	0	0	0	0	0

	Ordinary		Credit Life (Group and Individual)		Group		Industrial		Total	
	1	2	3	4	5	6	7	8	9	10
	No.	Amount	No. of Ind. Pols. & Gr. Certifs.	Amount	No. of Certifs.	Amount	No.	Amount	No.	Amount
DIRECT DEATH BENEFITS AND MATURED ENDOWMENTS INCURRED										
16. Unpaid December 31, prior year.....									0	0
17. Incurred during current year.....									0	0
Settled during current year:										
18.1 By payment in full.....									0	0
18.2 By payment on compromised claims.....									0	0
18.3 Totals paid.....	0	0	0	0	0	0	0	0	0	0
18.4 Reduction by compromise.....									0	0
18.5 Amount rejected.....									0	0
18.6 Total settlements.....	0	0	0	0	0	0	0	0	0	0
19. Unpaid Dec. 31, current year (Lines 16 + 17 - 18.6).....	0	0	0	0	0	0	0	0	0	0
POLICY EXHIBIT					No. of Pol.					
20. In force December 31, prior year.....				(a).....					0	0
21. Issued during year.....									0	0
22. Other changes to in force (Net).....									0	0
23. In force December 31 of current year.....	0	0	0	(a).....	0	0	0	0	0	0

NONE

(a) Includes Individual Credit Life Insurance, prior year \$.....0 current year \$.....0.
Includes Group Credit Life Insurance Loans less than or equal to 60 months at issue, prior year \$.....0 current year \$.....0.
Loans greater than 60 months at issue BUT NOT GREATER THAN 120 MONTHS, prior year \$.....0 current year \$.....0.

ACCIDENT AND HEALTH INSURANCE

	1	2	3	4	5
	Direct Premiums	Direct Premiums Earned	Dividends Paid Or Credited on Direct Business	Direct Losses Paid	Direct Losses Incurred
24. Group policies (b).....					
24.1 Federal Employee Health Benefits Plan premium (b).....					
24.2 Credit (group and individual).....					
24.3 Collectively renewable policies (b).....					
24.4 Medicare Title XVIII exempt from state taxes or fees.....					
Other Individual Policies:					
25.1 Non-cancelable (b).....					
25.2 Guaranteed renewable (b).....					
25.3 Non-renewable for stated reasons only (b).....					
25.4 Other accident only.....					
25.5 All other (b).....					
25.6 Totals (Sum of Lines 25.1 to 25.5).....	0	0	0	0	0
26. Totals (Lines 24 + 24.1 + 24.2 + 24.3 + 24.4 + 25.6).....	0	0	0	0	0

NONE

(b) For health business on indicated lines report: Number of persons insured under PPO managed products.....0 and number of persons insured under indemnity only products.....0.



DIRECT BUSINESS IN Other Alien # 44 DURING THE YEAR
NAIC Group Code.....0140 NAIC Company Code.....92657

LIFE INSURANCE

	1	2	3	4	5
	Ordinary	Credit Life (Group and Individual)	Group	Industrial	Total
DIRECT PREMIUMS AND ANNUITY CONSIDERATIONS					
1. Life insurance.....					0
2. Annuity considerations.....					0
3. Deposit-type contract funds.....		XXX		XXX	0
4. Other considerations.....					0
5. Totals (Sum of Lines 1 to 4).....	0	0	0	0	0
DIRECT DIVIDENDS TO POLICYHOLDERS					
Life insurance:					
6.1 Paid in cash or left on deposit.....					0
6.2 Applied to pay renewal premiums.....					0
6.3 Applied to provide paid-up additions or shorten the endowment or premium-paying period.....					0
6.4 Other.....					0
6.5 Totals (Sum of Lines 6.1 to 6.4).....	0	0	0	0	0
Annuities:					
7.1 Paid in cash or left on deposit.....					0
7.2 Applied to provide paid-up annuities.....					0
7.3 Other.....					0
7.4 Totals (Sum of Lines 7.1 to 7.3).....	0	0	0	0	0
8. Grand Totals (Lines 6.5 + 7.4).....	0	0	0	0	0
DIRECT CLAIMS AND BENEFITS PAID					
9. Death benefits.....					0
10. Matured endowments.....					0
11. Annuity benefits.....					0
12. Surrender values and withdrawals for life contracts.....					0
13. Aggregate write-ins for miscellaneous direct claims and benefits paid.....	0	0	0	0	0
14. All other benefits, except accident and health.....					0
15. Totals.....	0	0	0	0	0

NONE

DETAILS OF WRITE-INS					
1301.					0
1302.					0
1303.					0
1398. Summary of remaining write-ins for Line 13 from overflow page.....	0	0	0	0	0
1399. Total (Lines 1301 through 1303 plus 1398)(Line 13 above).....	0	0	0	0	0

	Ordinary		Credit Life (Group and Individual)		Group		Industrial		Total	
	1	2	3	4	5	6	7	8	9	10
	No.	Amount	No. of Ind. Pols. & Gr. Certifs.	Amount	No. of Certifs.	Amount	No.	Amount	No.	Amount
DIRECT DEATH BENEFITS AND MATURED ENDOWMENTS INCURRED										
16. Unpaid December 31, prior year.....									0	0
17. Incurred during current year.....									0	0
Settled during current year:										
18.1 By payment in full.....									0	0
18.2 By payment on compromised claims.....									0	0
18.3 Totals paid.....	0	0	0	0	0	0	0	0	0	0
18.4 Reduction by compromise.....									0	0
18.5 Amount rejected.....									0	0
18.6 Total settlements.....	0	0	0	0	0	0	0	0	0	0
19. Unpaid Dec. 31, current year (Lines 16 + 17 - 18.6).....	0	0	0	0	0	0	0	0	0	0
POLICY EXHIBIT					No. of Pol.					
20. In force December 31, prior year.....				(a).....					0	0
21. Issued during year.....									0	0
22. Other changes to in force (Net).....									0	0
23. In force December 31 of current year.....	0	0	0	(a).....	0	0	0	0	0	0

NONE

(a) Includes Individual Credit Life Insurance, prior year \$.....0 current year \$.....0.
Includes Group Credit Life Insurance Loans less than or equal to 60 months at issue, prior year \$.....0 current year \$.....0.
Loans greater than 60 months at issue BUT NOT GREATER THAN 120 MONTHS, prior year \$.....0 current year \$.....0.

ACCIDENT AND HEALTH INSURANCE

	1	2	3	4	5
	Direct Premiums	Direct Premiums Earned	Dividends Paid Or Credited on Direct Business	Direct Losses Paid	Direct Losses Incurred
24. Group policies (b).....					
24.1 Federal Employee Health Benefits Plan premium (b).....					
24.2 Credit (group and individual).....					
24.3 Collectively renewable policies (b).....					
24.4 Medicare Title XVIII exempt from state taxes or fees.....					
Other Individual Policies:					
25.1 Non-cancelable (b).....					
25.2 Guaranteed renewable (b).....					
25.3 Non-renewable for stated reasons only (b).....					
25.4 Other accident only.....					
25.5 All other (b).....					
25.6 Totals (Sum of Lines 25.1 to 25.5).....	0	0	0	0	0
26. Totals (Lines 24 + 24.1 + 24.2 + 24.3 + 24.4 + 25.6).....	0	0	0	0	0

NONE

(b) For health business on indicated lines report: Number of persons insured under PPO managed products.....0 and number of persons insured under indemnity only products.....0.



DIRECT BUSINESS IN Other Alien # 45 DURING THE YEAR
NAIC Group Code.....0140 NAIC Company Code.....92657

LIFE INSURANCE

	1	2	3	4	5
	Ordinary	Credit Life (Group and Individual)	Group	Industrial	Total
DIRECT PREMIUMS AND ANNUITY CONSIDERATIONS					
1. Life insurance.....					0
2. Annuity considerations.....					0
3. Deposit-type contract funds.....		XXX		XXX	0
4. Other considerations.....					0
5. Totals (Sum of Lines 1 to 4).....	0	0	0	0	0
DIRECT DIVIDENDS TO POLICYHOLDERS					
Life insurance:					
6.1 Paid in cash or left on deposit.....					0
6.2 Applied to pay renewal premiums.....					0
6.3 Applied to provide paid-up additions or shorten the endowment or premium-paying period.....					0
6.4 Other.....					0
6.5 Totals (Sum of Lines 6.1 to 6.4).....	0	0	0	0	0
Annuities:					
7.1 Paid in cash or left on deposit.....					0
7.2 Applied to provide paid-up annuities.....					0
7.3 Other.....					0
7.4 Totals (Sum of Lines 7.1 to 7.3).....	0	0	0	0	0
8. Grand Totals (Lines 6.5 + 7.4).....	0	0	0	0	0
DIRECT CLAIMS AND BENEFITS PAID					
9. Death benefits.....					0
10. Matured endowments.....					0
11. Annuity benefits.....					0
12. Surrender values and withdrawals for life contracts.....					0
13. Aggregate write-ins for miscellaneous direct claims and benefits paid.....	0	0	0	0	0
14. All other benefits, except accident and health.....					0
15. Totals.....	0	0	0	0	0

NONE

DETAILS OF WRITE-INS					
1301.					0
1302.					0
1303.					0
1398. Summary of remaining write-ins for Line 13 from overflow page.....	0	0	0	0	0
1399. Total (Lines 1301 through 1303 plus 1398)(Line 13 above).....	0	0	0	0	0

	Ordinary		Credit Life (Group and Individual)		Group		Industrial		Total	
	1	2	3	4	5	6	7	8	9	10
	No.	Amount	No. of Ind. Pols. & Gr. Certifs.	Amount	No. of Certifs.	Amount	No.	Amount	No.	Amount
DIRECT DEATH BENEFITS AND MATURED ENDOWMENTS INCURRED										
16. Unpaid December 31, prior year.....									0	0
17. Incurred during current year.....									0	0
Settled during current year:										
18.1 By payment in full.....									0	0
18.2 By payment on compromised claims.....									0	0
18.3 Totals paid.....	0	0	0	0	0	0	0	0	0	0
18.4 Reduction by compromise.....									0	0
18.5 Amount rejected.....									0	0
18.6 Total settlements.....	0	0	0	0	0	0	0	0	0	0
19. Unpaid Dec. 31, current year (Lines 16 + 17 - 18.6).....	0	0	0	0	0	0	0	0	0	0
POLICY EXHIBIT					No. of Pol.					
20. In force December 31, prior year.....				(a).....					0	0
21. Issued during year.....									0	0
22. Other changes to in force (Net).....									0	0
23. In force December 31 of current year.....	0	0	0	(a).....0	0	0	0	0	0	0

NONE

(a) Includes Individual Credit Life Insurance, prior year \$.....0 current year \$.....0.
Includes Group Credit Life Insurance Loans less than or equal to 60 months at issue, prior year \$.....0 current year \$.....0.
Loans greater than 60 months at issue BUT NOT GREATER THAN 120 MONTHS, prior year \$.....0 current year \$.....0.

ACCIDENT AND HEALTH INSURANCE

	1	2	3	4	5
	Direct Premiums	Direct Premiums Earned	Dividends Paid Or Credited on Direct Business	Direct Losses Paid	Direct Losses Incurred
24. Group policies (b).....					
24.1 Federal Employee Health Benefits Plan premium (b).....					
24.2 Credit (group and individual).....					
24.3 Collectively renewable policies (b).....					
24.4 Medicare Title XVIII exempt from state taxes or fees.....					
Other Individual Policies:					
25.1 Non-cancelable (b).....					
25.2 Guaranteed renewable (b).....					
25.3 Non-renewable for stated reasons only (b).....					
25.4 Other accident only.....					
25.5 All other (b).....					
25.6 Totals (Sum of Lines 25.1 to 25.5).....	0	0	0	0	0
26. Totals (Lines 24 + 24.1 + 24.2 + 24.3 + 24.4 + 25.6).....	0	0	0	0	0

NONE

(b) For health business on indicated lines report: Number of persons insured under PPO managed products.....0 and number of persons insured under indemnity only products.....0.



DIRECT BUSINESS IN Other Alien # 46 DURING THE YEAR
NAIC Group Code.....0140 NAIC Company Code.....92657

LIFE INSURANCE

	1	2	3	4	5
	Ordinary	Credit Life (Group and Individual)	Group	Industrial	Total
DIRECT PREMIUMS AND ANNUITY CONSIDERATIONS					
1. Life insurance.....					0
2. Annuity considerations.....					0
3. Deposit-type contract funds.....		XXX		XXX	0
4. Other considerations.....					0
5. Totals (Sum of Lines 1 to 4).....	0	0	0	0	0
DIRECT DIVIDENDS TO POLICYHOLDERS					
Life insurance:					
6.1 Paid in cash or left on deposit.....					0
6.2 Applied to pay renewal premiums.....					0
6.3 Applied to provide paid-up additions or shorten the endowment or premium-paying period.....					0
6.4 Other.....					0
6.5 Totals (Sum of Lines 6.1 to 6.4).....	0	0	0	0	0
Annuities:					
7.1 Paid in cash or left on deposit.....					0
7.2 Applied to provide paid-up annuities.....					0
7.3 Other.....					0
7.4 Totals (Sum of Lines 7.1 to 7.3).....	0	0	0	0	0
8. Grand Totals (Lines 6.5 + 7.4).....	0	0	0	0	0
DIRECT CLAIMS AND BENEFITS PAID					
9. Death benefits.....					0
10. Matured endowments.....					0
11. Annuity benefits.....					0
12. Surrender values and withdrawals for life contracts.....					0
13. Aggregate write-ins for miscellaneous direct claims and benefits paid.....	0	0	0	0	0
14. All other benefits, except accident and health.....					0
15. Totals.....	0	0	0	0	0

NONE

DETAILS OF WRITE-INS					
1301.					0
1302.					0
1303.					0
1398. Summary of remaining write-ins for Line 13 from overflow page.....	0	0	0	0	0
1399. Total (Lines 1301 through 1303 plus 1398)(Line 13 above).....	0	0	0	0	0

	Ordinary		Credit Life (Group and Individual)		Group		Industrial		Total	
	1	2	3	4	5	6	7	8	9	10
	No.	Amount	No. of Ind. Pols. & Gr. Certifs.	Amount	No. of Certifs.	Amount	No.	Amount	No.	Amount
DIRECT DEATH BENEFITS AND MATURED ENDOWMENTS INCURRED										
16. Unpaid December 31, prior year.....									0	0
17. Incurred during current year.....									0	0
Settled during current year:										
18.1 By payment in full.....									0	0
18.2 By payment on compromised claims.....									0	0
18.3 Totals paid.....	0	0	0	0	0	0	0	0	0	0
18.4 Reduction by compromise.....									0	0
18.5 Amount rejected.....									0	0
18.6 Total settlements.....	0	0	0	0	0	0	0	0	0	0
19. Unpaid Dec. 31, current year (Lines 16 + 17 - 18.6).....	0	0	0	0	0	0	0	0	0	0
POLICY EXHIBIT					No. of Pol.					
20. In force December 31, prior year.....				(a).....					0	0
21. Issued during year.....									0	0
22. Other changes to in force (Net).....									0	0
23. In force December 31 of current year.....	0	0	0	(a).....	0	0	0	0	0	0

NONE

(a) Includes Individual Credit Life Insurance, prior year \$.....0 current year \$.....0.
Includes Group Credit Life Insurance Loans less than or equal to 60 months at issue, prior year \$.....0 current year \$.....0.
Loans greater than 60 months at issue BUT NOT GREATER THAN 120 MONTHS, prior year \$.....0 current year \$.....0.

ACCIDENT AND HEALTH INSURANCE

	1	2	3	4	5
	Direct Premiums	Direct Premiums Earned	Dividends Paid Or Credited on Direct Business	Direct Losses Paid	Direct Losses Incurred
24. Group policies (b).....					
24.1 Federal Employee Health Benefits Plan premium (b).....					
24.2 Credit (group and individual).....					
24.3 Collectively renewable policies (b).....					
24.4 Medicare Title XVIII exempt from state taxes or fees.....					
Other Individual Policies:					
25.1 Non-cancelable (b).....					
25.2 Guaranteed renewable (b).....					
25.3 Non-renewable for stated reasons only (b).....					
25.4 Other accident only.....					
25.5 All other (b).....					
25.6 Totals (Sum of Lines 25.1 to 25.5).....	0	0	0	0	0
26. Totals (Lines 24 + 24.1 + 24.2 + 24.3 + 24.4 + 25.6).....	0	0	0	0	0

NONE

(b) For health business on indicated lines report: Number of persons insured under PPO managed products.....0 and number of persons insured under indemnity only products.....0.

NATIONWIDE LIFE AND ANNUITY INSURANCE COMPANY



DIRECT BUSINESS IN Other Alien # 47 DURING THE YEAR
NAIC Group Code.....0140 NAIC Company Code.....92657

LIFE INSURANCE

	1	2	3	4	5
	Ordinary	Credit Life (Group and Individual)	Group	Industrial	Total
DIRECT PREMIUMS AND ANNUITY CONSIDERATIONS					
1. Life insurance.....					0
2. Annuity considerations.....					0
3. Deposit-type contract funds.....		XXX		XXX	0
4. Other considerations.....					0
5. Totals (Sum of Lines 1 to 4).....	0	0	0	0	0
DIRECT DIVIDENDS TO POLICYHOLDERS					
Life insurance:					
6.1 Paid in cash or left on deposit.....					0
6.2 Applied to pay renewal premiums.....					0
6.3 Applied to provide paid-up additions or shorten the endowment or premium-paying period.....					0
6.4 Other.....					0
6.5 Totals (Sum of Lines 6.1 to 6.4).....	0	0	0	0	0
Annuities:					
7.1 Paid in cash or left on deposit.....					0
7.2 Applied to provide paid-up annuities.....					0
7.3 Other.....					0
7.4 Totals (Sum of Lines 7.1 to 7.3).....	0	0	0	0	0
8. Grand Totals (Lines 6.5 + 7.4).....	0	0	0	0	0
DIRECT CLAIMS AND BENEFITS PAID					
9. Death benefits.....					0
10. Matured endowments.....					0
11. Annuity benefits.....					0
12. Surrender values and withdrawals for life contracts.....					0
13. Aggregate write-ins for miscellaneous direct claims and benefits paid.....	0	0	0	0	0
14. All other benefits, except accident and health.....					0
15. Totals.....	0	0	0	0	0

NONE

DETAILS OF WRITE-INS					
1301.					0
1302.					0
1303.					0
1398. Summary of remaining write-ins for Line 13 from overflow page.....	0	0	0	0	0
1399. Total (Lines 1301 through 1303 plus 1398)(Line 13 above).....	0	0	0	0	0

	Ordinary		Credit Life (Group and Individual)		Group		Industrial		Total	
	1	2	3	4	5	6	7	8	9	10
	No.	Amount	No. of Ind. Pols. & Gr. Certifs.	Amount	No. of Certifs.	Amount	No.	Amount	No.	Amount
DIRECT DEATH BENEFITS AND MATURED ENDOWMENTS INCURRED										
16. Unpaid December 31, prior year.....									0	0
17. Incurred during current year.....									0	0
Settled during current year:										
18.1 By payment in full.....									0	0
18.2 By payment on compromised claims.....									0	0
18.3 Totals paid.....	0	0	0	0	0	0	0	0	0	0
18.4 Reduction by compromise.....									0	0
18.5 Amount rejected.....									0	0
18.6 Total settlements.....	0	0	0	0	0	0	0	0	0	0
19. Unpaid Dec. 31, current year (Lines 16 + 17 - 18.6).....	0	0	0	0	0	0	0	0	0	0
POLICY EXHIBIT					No. of Pol.					
20. In force December 31, prior year.....				(a).....					0	0
21. Issued during year.....									0	0
22. Other changes to in force (Net).....									0	0
23. In force December 31 of current year.....	0	0	0	(a).....0	0	0	0	0	0	0

NONE

(a) Includes Individual Credit Life Insurance, prior year \$.....0 current year \$.....0.
Includes Group Credit Life Insurance Loans less than or equal to 60 months at issue, prior year \$.....0 current year \$.....0.
Loans greater than 60 months at issue BUT NOT GREATER THAN 120 MONTHS, prior year \$.....0 current year \$.....0.

ACCIDENT AND HEALTH INSURANCE

	1	2	3	4	5
	Direct Premiums	Direct Premiums Earned	Dividends Paid Or Credited on Direct Business	Direct Losses Paid	Direct Losses Incurred
24. Group policies (b).....					
24.1 Federal Employee Health Benefits Plan premium (b).....					
24.2 Credit (group and individual).....					
24.3 Collectively renewable policies (b).....					
24.4 Medicare Title XVIII exempt from state taxes or fees.....					
Other Individual Policies:					
25.1 Non-cancelable (b).....					
25.2 Guaranteed renewable (b).....					
25.3 Non-renewable for stated reasons only (b).....					
25.4 Other accident only.....					
25.5 All other (b).....					
25.6 Totals (Sum of Lines 25.1 to 25.5).....	0	0	0	0	0
26. Totals (Lines 24 + 24.1 + 24.2 + 24.3 + 24.4 + 25.6).....	0	0	0	0	0

NONE

(b) For health business on indicated lines report: Number of persons insured under PPO managed products.....0 and number of persons insured under indemnity only products.....0.



DIRECT BUSINESS IN Other Alien # 48 DURING THE YEAR
NAIC Group Code.....0140 NAIC Company Code.....92657

LIFE INSURANCE

	1	2	3	4	5
	Ordinary	Credit Life (Group and Individual)	Group	Industrial	Total
DIRECT PREMIUMS AND ANNUITY CONSIDERATIONS					
1. Life insurance.....					0
2. Annuity considerations.....					0
3. Deposit-type contract funds.....		XXX		XXX	0
4. Other considerations.....					0
5. Totals (Sum of Lines 1 to 4).....	0	0	0	0	0
DIRECT DIVIDENDS TO POLICYHOLDERS					
Life insurance:					
6.1 Paid in cash or left on deposit.....					0
6.2 Applied to pay renewal premiums.....					0
6.3 Applied to provide paid-up additions or shorten the endowment or premium-paying period.....					0
6.4 Other.....					0
6.5 Totals (Sum of Lines 6.1 to 6.4).....	0	0	0	0	0
Annuities:					
7.1 Paid in cash or left on deposit.....					0
7.2 Applied to provide paid-up annuities.....					0
7.3 Other.....					0
7.4 Totals (Sum of Lines 7.1 to 7.3).....	0	0	0	0	0
8. Grand Totals (Lines 6.5 + 7.4).....	0	0	0	0	0
DIRECT CLAIMS AND BENEFITS PAID					
9. Death benefits.....					0
10. Matured endowments.....					0
11. Annuity benefits.....					0
12. Surrender values and withdrawals for life contracts.....					0
13. Aggregate write-ins for miscellaneous direct claims and benefits paid.....	0	0	0	0	0
14. All other benefits, except accident and health.....					0
15. Totals.....	0	0	0	0	0

NONE

DETAILS OF WRITE-INS					
1301.					0
1302.					0
1303.					0
1398. Summary of remaining write-ins for Line 13 from overflow page.....	0	0	0	0	0
1399. Total (Lines 1301 through 1303 plus 1398)(Line 13 above).....	0	0	0	0	0

	Ordinary		Credit Life (Group and Individual)		Group		Industrial		Total	
	1	2	3	4	5	6	7	8	9	10
	No.	Amount	No. of Ind. Pols. & Gr. Certifs.	Amount	No. of Certifs.	Amount	No.	Amount	No.	Amount
DIRECT DEATH BENEFITS AND MATURED ENDOWMENTS INCURRED										
16. Unpaid December 31, prior year.....									0	0
17. Incurred during current year.....									0	0
Settled during current year:										
18.1 By payment in full.....									0	0
18.2 By payment on compromised claims.....									0	0
18.3 Totals paid.....	0	0	0	0	0	0	0	0	0	0
18.4 Reduction by compromise.....									0	0
18.5 Amount rejected.....									0	0
18.6 Total settlements.....	0	0	0	0	0	0	0	0	0	0
19. Unpaid Dec. 31, current year (Lines 16 + 17 - 18.6).....	0	0	0	0	0	0	0	0	0	0
POLICY EXHIBIT					No. of Pol.					
20. In force December 31, prior year.....				(a).....					0	0
21. Issued during year.....									0	0
22. Other changes to in force (Net).....									0	0
23. In force December 31 of current year.....	0	0	0	(a).....	0	0	0	0	0	0

NONE

(a) Includes Individual Credit Life Insurance, prior year \$.....0 current year \$.....0.
Includes Group Credit Life Insurance Loans less than or equal to 60 months at issue, prior year \$.....0 current year \$.....0.
Loans greater than 60 months at issue BUT NOT GREATER THAN 120 MONTHS, prior year \$.....0 current year \$.....0.

ACCIDENT AND HEALTH INSURANCE

	1	2	3	4	5
	Direct Premiums	Direct Premiums Earned	Dividends Paid Or Credited on Direct Business	Direct Losses Paid	Direct Losses Incurred
24. Group policies (b).....					
24.1 Federal Employee Health Benefits Plan premium (b).....					
24.2 Credit (group and individual).....					
24.3 Collectively renewable policies (b).....					
24.4 Medicare Title XVIII exempt from state taxes or fees.....					
Other Individual Policies:					
25.1 Non-cancelable (b).....					
25.2 Guaranteed renewable (b).....					
25.3 Non-renewable for stated reasons only (b).....					
25.4 Other accident only.....					
25.5 All other (b).....					
25.6 Totals (Sum of Lines 25.1 to 25.5).....	0	0	0	0	0
26. Totals (Lines 24 + 24.1 + 24.2 + 24.3 + 24.4 + 25.6).....	0	0	0	0	0

NONE

(b) For health business on indicated lines report: Number of persons insured under PPO managed products.....0 and number of persons insured under indemnity only products.....0.



DIRECT BUSINESS IN Other Alien # 49 DURING THE YEAR
NAIC Group Code.....0140 NAIC Company Code.....92657

LIFE INSURANCE

	1	2	3	4	5
	Ordinary	Credit Life (Group and Individual)	Group	Industrial	Total
DIRECT PREMIUMS AND ANNUITY CONSIDERATIONS					
1. Life insurance.....					0
2. Annuity considerations.....					0
3. Deposit-type contract funds.....		XXX		XXX	0
4. Other considerations.....					0
5. Totals (Sum of Lines 1 to 4).....	0	0	0	0	0
DIRECT DIVIDENDS TO POLICYHOLDERS					
Life insurance:					
6.1 Paid in cash or left on deposit.....					0
6.2 Applied to pay renewal premiums.....					0
6.3 Applied to provide paid-up additions or shorten the endowment or premium-paying period.....					0
6.4 Other.....					0
6.5 Totals (Sum of Lines 6.1 to 6.4).....	0	0	0	0	0
Annuities:					
7.1 Paid in cash or left on deposit.....					0
7.2 Applied to provide paid-up annuities.....					0
7.3 Other.....					0
7.4 Totals (Sum of Lines 7.1 to 7.3).....	0	0	0	0	0
8. Grand Totals (Lines 6.5 + 7.4).....	0	0	0	0	0
DIRECT CLAIMS AND BENEFITS PAID					
9. Death benefits.....					0
10. Matured endowments.....					0
11. Annuity benefits.....					0
12. Surrender values and withdrawals for life contracts.....					0
13. Aggregate write-ins for miscellaneous direct claims and benefits paid.....	0	0	0	0	0
14. All other benefits, except accident and health.....					0
15. Totals.....	0	0	0	0	0

NONE

DETAILS OF WRITE-INS					
1301.					0
1302.					0
1303.					0
1398. Summary of remaining write-ins for Line 13 from overflow page.....	0	0	0	0	0
1399. Total (Lines 1301 through 1303 plus 1398)(Line 13 above).....	0	0	0	0	0

	Ordinary		Credit Life (Group and Individual)		Group		Industrial		Total	
	1	2	3	4	5	6	7	8	9	10
	No.	Amount	No. of Ind. Pols. & Gr. Certifs.	Amount	No. of Certifs.	Amount	No.	Amount	No.	Amount
DIRECT DEATH BENEFITS AND MATURED ENDOWMENTS INCURRED										
16. Unpaid December 31, prior year.....									0	0
17. Incurred during current year.....									0	0
Settled during current year:										
18.1 By payment in full.....									0	0
18.2 By payment on compromised claims.....									0	0
18.3 Totals paid.....	0	0	0	0	0	0	0	0	0	0
18.4 Reduction by compromise.....									0	0
18.5 Amount rejected.....									0	0
18.6 Total settlements.....	0	0	0	0	0	0	0	0	0	0
19. Unpaid Dec. 31, current year (Lines 16 + 17 - 18.6).....	0	0	0	0	0	0	0	0	0	0
POLICY EXHIBIT					No. of Pol.					
20. In force December 31, prior year.....				(a).....					0	0
21. Issued during year.....									0	0
22. Other changes to in force (Net).....									0	0
23. In force December 31 of current year.....	0	0	0	(a).....0	0	0	0	0	0	0

NONE

(a) Includes Individual Credit Life Insurance, prior year \$.....0 current year \$.....0.
Includes Group Credit Life Insurance Loans less than or equal to 60 months at issue, prior year \$.....0 current year \$.....0.
Loans greater than 60 months at issue BUT NOT GREATER THAN 120 MONTHS, prior year \$.....0 current year \$.....0.

ACCIDENT AND HEALTH INSURANCE

	1	2	3	4	5
	Direct Premiums	Direct Premiums Earned	Dividends Paid Or Credited on Direct Business	Direct Losses Paid	Direct Losses Incurred
24. Group policies (b).....					
24.1 Federal Employee Health Benefits Plan premium (b).....					
24.2 Credit (group and individual).....					
24.3 Collectively renewable policies (b).....					
24.4 Medicare Title XVIII exempt from state taxes or fees.....					
Other Individual Policies:					
25.1 Non-cancelable (b).....					
25.2 Guaranteed renewable (b).....					
25.3 Non-renewable for stated reasons only (b).....					
25.4 Other accident only.....					
25.5 All other (b).....					
25.6 Totals (Sum of Lines 25.1 to 25.5).....	0	0	0	0	0
26. Totals (Lines 24 + 24.1 + 24.2 + 24.3 + 24.4 + 25.6).....	0	0	0	0	0

NONE

(b) For health business on indicated lines report: Number of persons insured under PPO managed products.....0 and number of persons insured under indemnity only products.....0.



DIRECT BUSINESS IN Other Alien # 50 DURING THE YEAR
NAIC Group Code....0140 NAIC Company Code....92657

LIFE INSURANCE

	1	2	3	4	5
	Ordinary	Credit Life (Group and Individual)	Group	Industrial	Total
DIRECT PREMIUMS AND ANNUITY CONSIDERATIONS					
1. Life insurance.....					0
2. Annuity considerations.....					0
3. Deposit-type contract funds.....		XXX		XXX	0
4. Other considerations.....					0
5. Totals (Sum of Lines 1 to 4).....	0	0	0	0	0
DIRECT DIVIDENDS TO POLICYHOLDERS					
Life insurance:					
6.1 Paid in cash or left on deposit.....					0
6.2 Applied to pay renewal premiums.....					0
6.3 Applied to provide paid-up additions or shorten the endowment or premium-paying period.....					0
6.4 Other.....					0
6.5 Totals (Sum of Lines 6.1 to 6.4).....	0	0	0	0	0
Annuities:					
7.1 Paid in cash or left on deposit.....					0
7.2 Applied to provide paid-up annuities.....					0
7.3 Other.....					0
7.4 Totals (Sum of Lines 7.1 to 7.3).....	0	0	0	0	0
8. Grand Totals (Lines 6.5 + 7.4).....	0	0	0	0	0
DIRECT CLAIMS AND BENEFITS PAID					
9. Death benefits.....					0
10. Matured endowments.....					0
11. Annuity benefits.....					0
12. Surrender values and withdrawals for life contracts.....					0
13. Aggregate write-ins for miscellaneous direct claims and benefits paid.....	0	0	0	0	0
14. All other benefits, except accident and health.....					0
15. Totals.....	0	0	0	0	0

NONE

DETAILS OF WRITE-INS					
1301.					0
1302.					0
1303.					0
1398. Summary of remaining write-ins for Line 13 from overflow page.....	0	0	0	0	0
1399. Total (Lines 1301 through 1303 plus 1398)(Line 13 above).....	0	0	0	0	0

	Ordinary		Credit Life (Group and Individual)		Group		Industrial		Total	
	1	2	3	4	5	6	7	8	9	10
	No.	Amount	No. of Ind. Pols. & Gr. Certifs.	Amount	No. of Certifs.	Amount	No.	Amount	No.	Amount
DIRECT DEATH BENEFITS AND MATURED ENDOWMENTS INCURRED										
16. Unpaid December 31, prior year.....									0	0
17. Incurred during current year.....									0	0
Settled during current year:										
18.1 By payment in full.....									0	0
18.2 By payment on compromised claims.....									0	0
18.3 Totals paid.....	0	0	0	0	0	0	0	0	0	0
18.4 Reduction by compromise.....									0	0
18.5 Amount rejected.....									0	0
18.6 Total settlements.....	0	0	0	0	0	0	0	0	0	0
19. Unpaid Dec. 31, current year (Lines 16 + 17 - 18.6).....	0	0	0	0	0	0	0	0	0	0
POLICY EXHIBIT					No. of Pol.					
20. In force December 31, prior year.....				(a).....					0	0
21. Issued during year.....									0	0
22. Other changes to in force (Net).....									0	0
23. In force December 31 of current year.....	0	0	0	(a).....	0	0	0	0	0	0

NONE

(a) Includes Individual Credit Life Insurance, prior year \$.....0 current year \$.....0.
Includes Group Credit Life Insurance Loans less than or equal to 60 months at issue, prior year \$.....0 current year \$.....0.
Loans greater than 60 months at issue BUT NOT GREATER THAN 120 MONTHS, prior year \$.....0 current year \$.....0.

ACCIDENT AND HEALTH INSURANCE

	1	2	3	4	5
	Direct Premiums	Direct Premiums Earned	Dividends Paid Or Credited on Direct Business	Direct Losses Paid	Direct Losses Incurred
24. Group policies (b).....					
24.1 Federal Employee Health Benefits Plan premium (b).....					
24.2 Credit (group and individual).....					
24.3 Collectively renewable policies (b).....					
24.4 Medicare Title XVIII exempt from state taxes or fees.....					
Other Individual Policies:					
25.1 Non-cancelable (b).....					
25.2 Guaranteed renewable (b).....					
25.3 Non-renewable for stated reasons only (b).....					
25.4 Other accident only.....					
25.5 All other (b).....					
25.6 Totals (Sum of Lines 25.1 to 25.5).....	0	0	0	0	0
26. Totals (Lines 24 + 24.1 + 24.2 + 24.3 + 24.4 + 25.6).....	0	0	0	0	0

NONE

(b) For health business on indicated lines report: Number of persons insured under PPO managed products.....0 and number of persons insured under indemnity only products.....0.



DIRECT BUSINESS IN Other Alien # 51 DURING THE YEAR
NAIC Group Code.....0140 NAIC Company Code.....92657

LIFE INSURANCE

	1	2	3	4	5
	Ordinary	Credit Life (Group and Individual)	Group	Industrial	Total
DIRECT PREMIUMS AND ANNUITY CONSIDERATIONS					
1. Life insurance.....					0
2. Annuity considerations.....					0
3. Deposit-type contract funds.....		XXX		XXX	0
4. Other considerations.....					0
5. Totals (Sum of Lines 1 to 4).....	0	0	0	0	0
DIRECT DIVIDENDS TO POLICYHOLDERS					
Life insurance:					
6.1 Paid in cash or left on deposit.....					0
6.2 Applied to pay renewal premiums.....					0
6.3 Applied to provide paid-up additions or shorten the endowment or premium-paying period.....					0
6.4 Other.....					0
6.5 Totals (Sum of Lines 6.1 to 6.4).....	0	0	0	0	0
Annuities:					
7.1 Paid in cash or left on deposit.....					0
7.2 Applied to provide paid-up annuities.....					0
7.3 Other.....					0
7.4 Totals (Sum of Lines 7.1 to 7.3).....	0	0	0	0	0
8. Grand Totals (Lines 6.5 + 7.4).....	0	0	0	0	0
DIRECT CLAIMS AND BENEFITS PAID					
9. Death benefits.....					0
10. Matured endowments.....					0
11. Annuity benefits.....					0
12. Surrender values and withdrawals for life contracts.....					0
13. Aggregate write-ins for miscellaneous direct claims and benefits paid.....	0	0	0	0	0
14. All other benefits, except accident and health.....					0
15. Totals.....	0	0	0	0	0

NONE

DETAILS OF WRITE-INS					
1301.					0
1302.					0
1303.					0
1398. Summary of remaining write-ins for Line 13 from overflow page.....	0	0	0	0	0
1399. Total (Lines 1301 through 1303 plus 1398)(Line 13 above).....	0	0	0	0	0

	Ordinary		Credit Life (Group and Individual)		Group		Industrial		Total	
	1	2	3	4	5	6	7	8	9	10
	No.	Amount	No. of Ind. Pols. & Gr. Certifs.	Amount	No. of Certifs.	Amount	No.	Amount	No.	Amount
DIRECT DEATH BENEFITS AND MATURED ENDOWMENTS INCURRED										
16. Unpaid December 31, prior year.....									0	0
17. Incurred during current year.....									0	0
Settled during current year:										
18.1 By payment in full.....									0	0
18.2 By payment on compromised claims.....									0	0
18.3 Totals paid.....	0	0	0	0	0	0	0	0	0	0
18.4 Reduction by compromise.....									0	0
18.5 Amount rejected.....									0	0
18.6 Total settlements.....	0	0	0	0	0	0	0	0	0	0
19. Unpaid Dec. 31, current year (Lines 16 + 17 - 18.6).....	0	0	0	0	0	0	0	0	0	0
POLICY EXHIBIT					No. of Pol.					
20. In force December 31, prior year.....				(a).....					0	0
21. Issued during year.....									0	0
22. Other changes to in force (Net).....									0	0
23. In force December 31 of current year.....	0	0	0	(a).....	0	0	0	0	0	0

NONE

(a) Includes Individual Credit Life Insurance, prior year \$.....0 current year \$.....0.
Includes Group Credit Life Insurance Loans less than or equal to 60 months at issue, prior year \$.....0 current year \$.....0.
Loans greater than 60 months at issue BUT NOT GREATER THAN 120 MONTHS, prior year \$.....0 current year \$.....0.

ACCIDENT AND HEALTH INSURANCE

	1	2	3	4	5
	Direct Premiums	Direct Premiums Earned	Dividends Paid Or Credited on Direct Business	Direct Losses Paid	Direct Losses Incurred
24. Group policies (b).....					
24.1 Federal Employee Health Benefits Plan premium (b).....					
24.2 Credit (group and individual).....					
24.3 Collectively renewable policies (b).....					
24.4 Medicare Title XVIII exempt from state taxes or fees.....					
Other Individual Policies:					
25.1 Non-cancelable (b).....					
25.2 Guaranteed renewable (b).....					
25.3 Non-renewable for stated reasons only (b).....					
25.4 Other accident only.....					
25.5 All other (b).....					
25.6 Totals (Sum of Lines 25.1 to 25.5).....	0	0	0	0	0
26. Totals (Lines 24 + 24.1 + 24.2 + 24.3 + 24.4 + 25.6).....	0	0	0	0	0

NONE

(b) For health business on indicated lines report: Number of persons insured under PPO managed products.....0 and number of persons insured under indemnity only products.....0.



DIRECT BUSINESS IN Other Alien # 52 DURING THE YEAR
NAIC Group Code.....0140 NAIC Company Code.....92657

LIFE INSURANCE

	1	2	3	4	5
	Ordinary	Credit Life (Group and Individual)	Group	Industrial	Total
DIRECT PREMIUMS AND ANNUITY CONSIDERATIONS					
1. Life insurance.....					0
2. Annuity considerations.....					0
3. Deposit-type contract funds.....		XXX		XXX	0
4. Other considerations.....					0
5. Totals (Sum of Lines 1 to 4).....	0	0	0	0	0
DIRECT DIVIDENDS TO POLICYHOLDERS					
Life insurance:					
6.1 Paid in cash or left on deposit.....					0
6.2 Applied to pay renewal premiums.....					0
6.3 Applied to provide paid-up additions or shorten the endowment or premium-paying period.....					0
6.4 Other.....					0
6.5 Totals (Sum of Lines 6.1 to 6.4).....	0	0	0	0	0
Annuities:					
7.1 Paid in cash or left on deposit.....					0
7.2 Applied to provide paid-up annuities.....					0
7.3 Other.....					0
7.4 Totals (Sum of Lines 7.1 to 7.3).....	0	0	0	0	0
8. Grand Totals (Lines 6.5 + 7.4).....	0	0	0	0	0
DIRECT CLAIMS AND BENEFITS PAID					
9. Death benefits.....					0
10. Matured endowments.....					0
11. Annuity benefits.....					0
12. Surrender values and withdrawals for life contracts.....					0
13. Aggregate write-ins for miscellaneous direct claims and benefits paid.....	0	0	0	0	0
14. All other benefits, except accident and health.....					0
15. Totals.....	0	0	0	0	0

NONE

DETAILS OF WRITE-INS					
1301.					0
1302.					0
1303.					0
1398. Summary of remaining write-ins for Line 13 from overflow page.....	0	0	0	0	0
1399. Total (Lines 1301 through 1303 plus 1398)(Line 13 above).....	0	0	0	0	0

	Ordinary		Credit Life (Group and Individual)		Group		Industrial		Total	
	1	2	3	4	5	6	7	8	9	10
	No.	Amount	No. of Ind. Pols. & Gr. Certifs.	Amount	No. of Certifs.	Amount	No.	Amount	No.	Amount
DIRECT DEATH BENEFITS AND MATURED ENDOWMENTS INCURRED										
16. Unpaid December 31, prior year.....									0	0
17. Incurred during current year.....									0	0
Settled during current year:										
18.1 By payment in full.....									0	0
18.2 By payment on compromised claims.....									0	0
18.3 Totals paid.....	0	0	0	0	0	0	0	0	0	0
18.4 Reduction by compromise.....									0	0
18.5 Amount rejected.....									0	0
18.6 Total settlements.....	0	0	0	0	0	0	0	0	0	0
19. Unpaid Dec. 31, current year (Lines 16 + 17 - 18.6).....	0	0	0	0	0	0	0	0	0	0
POLICY EXHIBIT					No. of Pol.					
20. In force December 31, prior year.....				(a).....					0	0
21. Issued during year.....									0	0
22. Other changes to in force (Net).....									0	0
23. In force December 31 of current year.....	0	0	0	(a).....	0	0	0	0	0	0

NONE

(a) Includes Individual Credit Life Insurance, prior year \$.....0 current year \$.....0.
Includes Group Credit Life Insurance Loans less than or equal to 60 months at issue, prior year \$.....0 current year \$.....0.
Loans greater than 60 months at issue BUT NOT GREATER THAN 120 MONTHS, prior year \$.....0 current year \$.....0.

ACCIDENT AND HEALTH INSURANCE

	1	2	3	4	5
	Direct Premiums	Direct Premiums Earned	Dividends Paid Or Credited on Direct Business	Direct Losses Paid	Direct Losses Incurred
24. Group policies (b).....					
24.1 Federal Employee Health Benefits Plan premium (b).....					
24.2 Credit (group and individual).....					
24.3 Collectively renewable policies (b).....					
24.4 Medicare Title XVIII exempt from state taxes or fees.....					
Other Individual Policies:					
25.1 Non-cancelable (b).....					
25.2 Guaranteed renewable (b).....					
25.3 Non-renewable for stated reasons only (b).....					
25.4 Other accident only.....					
25.5 All other (b).....					
25.6 Totals (Sum of Lines 25.1 to 25.5).....	0	0	0	0	0
26. Totals (Lines 24 + 24.1 + 24.2 + 24.3 + 24.4 + 25.6).....	0	0	0	0	0

NONE

(b) For health business on indicated lines report: Number of persons insured under PPO managed products.....0 and number of persons insured under indemnity only products.....0.



DIRECT BUSINESS IN Other Alien # 53 DURING THE YEAR
NAIC Group Code.....0140 NAIC Company Code.....92657

LIFE INSURANCE

	1	2	3	4	5
	Ordinary	Credit Life (Group and Individual)	Group	Industrial	Total
DIRECT PREMIUMS AND ANNUITY CONSIDERATIONS					
1. Life insurance.....					0
2. Annuity considerations.....					0
3. Deposit-type contract funds.....		XXX		XXX	0
4. Other considerations.....					0
5. Totals (Sum of Lines 1 to 4).....	0	0	0	0	0
DIRECT DIVIDENDS TO POLICYHOLDERS					
Life insurance:					
6.1 Paid in cash or left on deposit.....					0
6.2 Applied to pay renewal premiums.....					0
6.3 Applied to provide paid-up additions or shorten the endowment or premium-paying period.....					0
6.4 Other.....					0
6.5 Totals (Sum of Lines 6.1 to 6.4).....	0	0	0	0	0
Annuities:					
7.1 Paid in cash or left on deposit.....					0
7.2 Applied to provide paid-up annuities.....					0
7.3 Other.....					0
7.4 Totals (Sum of Lines 7.1 to 7.3).....	0	0	0	0	0
8. Grand Totals (Lines 6.5 + 7.4).....	0	0	0	0	0
DIRECT CLAIMS AND BENEFITS PAID					
9. Death benefits.....					0
10. Matured endowments.....					0
11. Annuity benefits.....					0
12. Surrender values and withdrawals for life contracts.....					0
13. Aggregate write-ins for miscellaneous direct claims and benefits paid.....	0	0	0	0	0
14. All other benefits, except accident and health.....					0
15. Totals.....	0	0	0	0	0

NONE

DETAILS OF WRITE-INS					
1301.					0
1302.					0
1303.					0
1398. Summary of remaining write-ins for Line 13 from overflow page.....	0	0	0	0	0
1399. Total (Lines 1301 through 1303 plus 1398)(Line 13 above).....	0	0	0	0	0

	Ordinary		Credit Life (Group and Individual)		Group		Industrial		Total	
	1	2	3	4	5	6	7	8	9	10
	No.	Amount	No. of Ind. Pols. & Gr. Certifs.	Amount	No. of Certifs.	Amount	No.	Amount	No.	Amount
DIRECT DEATH BENEFITS AND MATURED ENDOWMENTS INCURRED										
16. Unpaid December 31, prior year.....									0	0
17. Incurred during current year.....									0	0
Settled during current year:										
18.1 By payment in full.....									0	0
18.2 By payment on compromised claims.....									0	0
18.3 Totals paid.....	0	0	0	0	0	0	0	0	0	0
18.4 Reduction by compromise.....									0	0
18.5 Amount rejected.....									0	0
18.6 Total settlements.....	0	0	0	0	0	0	0	0	0	0
19. Unpaid Dec. 31, current year (Lines 16 + 17 - 18.6).....	0	0	0	0	0	0	0	0	0	0
POLICY EXHIBIT					No. of Pol.					
20. In force December 31, prior year.....				(a).....					0	0
21. Issued during year.....									0	0
22. Other changes to in force (Net).....									0	0
23. In force December 31 of current year.....	0	0	0	(a).....	0	0	0	0	0	0

NONE

(a) Includes Individual Credit Life Insurance, prior year \$.....0 current year \$.....0.
Includes Group Credit Life Insurance Loans less than or equal to 60 months at issue, prior year \$.....0 current year \$.....0.
Loans greater than 60 months at issue BUT NOT GREATER THAN 120 MONTHS, prior year \$.....0 current year \$.....0.

ACCIDENT AND HEALTH INSURANCE

	1	2	3	4	5
	Direct Premiums	Direct Premiums Earned	Dividends Paid Or Credited on Direct Business	Direct Losses Paid	Direct Losses Incurred
24. Group policies (b).....					
24.1 Federal Employee Health Benefits Plan premium (b).....					
24.2 Credit (group and individual).....					
24.3 Collectively renewable policies (b).....					
24.4 Medicare Title XVIII exempt from state taxes or fees.....					
Other Individual Policies:					
25.1 Non-cancelable (b).....					
25.2 Guaranteed renewable (b).....					
25.3 Non-renewable for stated reasons only (b).....					
25.4 Other accident only.....					
25.5 All other (b).....					
25.6 Totals (Sum of Lines 25.1 to 25.5).....	0	0	0	0	0
26. Totals (Lines 24 + 24.1 + 24.2 + 24.3 + 24.4 + 25.6).....	0	0	0	0	0

NONE

(b) For health business on indicated lines report: Number of persons insured under PPO managed products.....0 and number of persons insured under indemnity only products.....0.



DIRECT BUSINESS IN Other Alien # 54 DURING THE YEAR
NAIC Group Code.....0140 NAIC Company Code.....92657

LIFE INSURANCE

	1	2	3	4	5
	Ordinary	Credit Life (Group and Individual)	Group	Industrial	Total
DIRECT PREMIUMS AND ANNUITY CONSIDERATIONS					
1. Life insurance.....					0
2. Annuity considerations.....					0
3. Deposit-type contract funds.....		XXX		XXX	0
4. Other considerations.....					0
5. Totals (Sum of Lines 1 to 4).....	0	0	0	0	0
DIRECT DIVIDENDS TO POLICYHOLDERS					
Life insurance:					
6.1 Paid in cash or left on deposit.....					0
6.2 Applied to pay renewal premiums.....					0
6.3 Applied to provide paid-up additions or shorten the endowment or premium-paying period.....					0
6.4 Other.....					0
6.5 Totals (Sum of Lines 6.1 to 6.4).....	0	0	0	0	0
Annuities:					
7.1 Paid in cash or left on deposit.....					0
7.2 Applied to provide paid-up annuities.....					0
7.3 Other.....					0
7.4 Totals (Sum of Lines 7.1 to 7.3).....	0	0	0	0	0
8. Grand Totals (Lines 6.5 + 7.4).....	0	0	0	0	0
DIRECT CLAIMS AND BENEFITS PAID					
9. Death benefits.....					0
10. Matured endowments.....					0
11. Annuity benefits.....					0
12. Surrender values and withdrawals for life contracts.....					0
13. Aggregate write-ins for miscellaneous direct claims and benefits paid.....	0	0	0	0	0
14. All other benefits, except accident and health.....					0
15. Totals.....	0	0	0	0	0

NONE

DETAILS OF WRITE-INS					
1301.					0
1302.					0
1303.					0
1398. Summary of remaining write-ins for Line 13 from overflow page.....	0	0	0	0	0
1399. Total (Lines 1301 through 1303 plus 1398)(Line 13 above).....	0	0	0	0	0

	Ordinary		Credit Life (Group and Individual)		Group		Industrial		Total	
	1	2	3	4	5	6	7	8	9	10
	No.	Amount	No. of Ind. Pols. & Gr. Certifs.	Amount	No. of Certifs.	Amount	No.	Amount	No.	Amount
DIRECT DEATH BENEFITS AND MATURED ENDOWMENTS INCURRED										
16. Unpaid December 31, prior year.....									0	0
17. Incurred during current year.....									0	0
Settled during current year:										
18.1 By payment in full.....									0	0
18.2 By payment on compromised claims.....									0	0
18.3 Totals paid.....	0	0	0	0	0	0	0	0	0	0
18.4 Reduction by compromise.....									0	0
18.5 Amount rejected.....									0	0
18.6 Total settlements.....	0	0	0	0	0	0	0	0	0	0
19. Unpaid Dec. 31, current year (Lines 16 + 17 - 18.6).....	0	0	0	0	0	0	0	0	0	0
POLICY EXHIBIT					No. of Pol.					
20. In force December 31, prior year.....				(a).....					0	0
21. Issued during year.....									0	0
22. Other changes to in force (Net).....									0	0
23. In force December 31 of current year.....	0	0	0	(a).....0	0	0	0	0	0	0

NONE

(a) Includes Individual Credit Life Insurance, prior year \$.....0 current year \$.....0.
Includes Group Credit Life Insurance Loans less than or equal to 60 months at issue, prior year \$.....0 current year \$.....0.
Loans greater than 60 months at issue BUT NOT GREATER THAN 120 MONTHS, prior year \$.....0 current year \$.....0.

ACCIDENT AND HEALTH INSURANCE

	1	2	3	4	5
	Direct Premiums	Direct Premiums Earned	Dividends Paid Or Credited on Direct Business	Direct Losses Paid	Direct Losses Incurred
24. Group policies (b).....					
24.1 Federal Employee Health Benefits Plan premium (b).....					
24.2 Credit (group and individual).....					
24.3 Collectively renewable policies (b).....					
24.4 Medicare Title XVIII exempt from state taxes or fees.....					
Other Individual Policies:					
25.1 Non-cancelable (b).....					
25.2 Guaranteed renewable (b).....					
25.3 Non-renewable for stated reasons only (b).....					
25.4 Other accident only.....					
25.5 All other (b).....					
25.6 Totals (Sum of Lines 25.1 to 25.5).....	0	0	0	0	0
26. Totals (Lines 24 + 24.1 + 24.2 + 24.3 + 24.4 + 25.6).....	0	0	0	0	0

NONE

(b) For health business on indicated lines report: Number of persons insured under PPO managed products.....0 and number of persons insured under indemnity only products.....0.



DIRECT BUSINESS IN Other Alien # 55 DURING THE YEAR
NAIC Group Code.....0140 NAIC Company Code.....92657

LIFE INSURANCE

	1	2	3	4	5
	Ordinary	Credit Life (Group and Individual)	Group	Industrial	Total
DIRECT PREMIUMS AND ANNUITY CONSIDERATIONS					
1. Life insurance.....					0
2. Annuity considerations.....					0
3. Deposit-type contract funds.....		XXX		XXX	0
4. Other considerations.....					0
5. Totals (Sum of Lines 1 to 4).....	0	0	0	0	0
DIRECT DIVIDENDS TO POLICYHOLDERS					
Life insurance:					
6.1 Paid in cash or left on deposit.....					0
6.2 Applied to pay renewal premiums.....					0
6.3 Applied to provide paid-up additions or shorten the endowment or premium-paying period.....					0
6.4 Other.....					0
6.5 Totals (Sum of Lines 6.1 to 6.4).....	0	0	0	0	0
Annuities:					
7.1 Paid in cash or left on deposit.....					0
7.2 Applied to provide paid-up annuities.....					0
7.3 Other.....					0
7.4 Totals (Sum of Lines 7.1 to 7.3).....	0	0	0	0	0
8. Grand Totals (Lines 6.5 + 7.4).....	0	0	0	0	0
DIRECT CLAIMS AND BENEFITS PAID					
9. Death benefits.....					0
10. Matured endowments.....					0
11. Annuity benefits.....					0
12. Surrender values and withdrawals for life contracts.....					0
13. Aggregate write-ins for miscellaneous direct claims and benefits paid.....	0	0	0	0	0
14. All other benefits, except accident and health.....					0
15. Totals.....	0	0	0	0	0

NONE

DETAILS OF WRITE-INS					
1301.					0
1302.					0
1303.					0
1398. Summary of remaining write-ins for Line 13 from overflow page.....	0	0	0	0	0
1399. Total (Lines 1301 through 1303 plus 1398)(Line 13 above).....	0	0	0	0	0

	Ordinary		Credit Life (Group and Individual)		Group		Industrial		Total	
	1	2	3	4	5	6	7	8	9	10
	No.	Amount	No. of Ind. Pols. & Gr. Certifs.	Amount	No. of Certifs.	Amount	No.	Amount	No.	Amount
DIRECT DEATH BENEFITS AND MATURED ENDOWMENTS INCURRED										
16. Unpaid December 31, prior year.....									0	0
17. Incurred during current year.....									0	0
Settled during current year:										
18.1 By payment in full.....									0	0
18.2 By payment on compromised claims.....									0	0
18.3 Totals paid.....	0	0	0	0	0	0	0	0	0	0
18.4 Reduction by compromise.....									0	0
18.5 Amount rejected.....									0	0
18.6 Total settlements.....	0	0	0	0	0	0	0	0	0	0
19. Unpaid Dec. 31, current year (Lines 16 + 17 - 18.6).....	0	0	0	0	0	0	0	0	0	0
POLICY EXHIBIT					No. of Pol.					
20. In force December 31, prior year.....				(a).....					0	0
21. Issued during year.....									0	0
22. Other changes to in force (Net).....									0	0
23. In force December 31 of current year.....	0	0	0	(a).....	0	0	0	0	0	0

NONE

(a) Includes Individual Credit Life Insurance, prior year \$.....0 current year \$.....0.
Includes Group Credit Life Insurance Loans less than or equal to 60 months at issue, prior year \$.....0 current year \$.....0.
Loans greater than 60 months at issue BUT NOT GREATER THAN 120 MONTHS, prior year \$.....0 current year \$.....0.

ACCIDENT AND HEALTH INSURANCE

	1	2	3	4	5
	Direct Premiums	Direct Premiums Earned	Dividends Paid Or Credited on Direct Business	Direct Losses Paid	Direct Losses Incurred
24. Group policies (b).....					
24.1 Federal Employee Health Benefits Plan premium (b).....					
24.2 Credit (group and individual).....					
24.3 Collectively renewable policies (b).....					
24.4 Medicare Title XVIII exempt from state taxes or fees.....					
Other Individual Policies:					
25.1 Non-cancelable (b).....					
25.2 Guaranteed renewable (b).....					
25.3 Non-renewable for stated reasons only (b).....					
25.4 Other accident only.....					
25.5 All other (b).....					
25.6 Totals (Sum of Lines 25.1 to 25.5).....	0	0	0	0	0
26. Totals (Lines 24 + 24.1 + 24.2 + 24.3 + 24.4 + 25.6).....	0	0	0	0	0

NONE

(b) For health business on indicated lines report: Number of persons insured under PPO managed products.....0 and number of persons insured under indemnity only products.....0.

NATIONWIDE LIFE AND ANNUITY INSURANCE COMPANY



DIRECT BUSINESS IN Other Alien # 56 DURING THE YEAR
NAIC Group Code....0140 NAIC Company Code....92657

LIFE INSURANCE

	1	2	3	4	5
	Ordinary	Credit Life (Group and Individual)	Group	Industrial	Total
DIRECT PREMIUMS AND ANNUITY CONSIDERATIONS					
1. Life insurance.....					0
2. Annuity considerations.....					0
3. Deposit-type contract funds.....		XXX		XXX	0
4. Other considerations.....					0
5. Totals (Sum of Lines 1 to 4).....	0	0	0	0	0
DIRECT DIVIDENDS TO POLICYHOLDERS					
Life insurance:					
6.1 Paid in cash or left on deposit.....					0
6.2 Applied to pay renewal premiums.....					0
6.3 Applied to provide paid-up additions or shorten the endowment or premium-paying period.....					0
6.4 Other.....					0
6.5 Totals (Sum of Lines 6.1 to 6.4).....	0	0	0	0	0
Annuities:					
7.1 Paid in cash or left on deposit.....					0
7.2 Applied to provide paid-up annuities.....					0
7.3 Other.....					0
7.4 Totals (Sum of Lines 7.1 to 7.3).....	0	0	0	0	0
8. Grand Totals (Lines 6.5 + 7.4).....	0	0	0	0	0
DIRECT CLAIMS AND BENEFITS PAID					
9. Death benefits.....					0
10. Matured endowments.....					0
11. Annuity benefits.....					0
12. Surrender values and withdrawals for life contracts.....					0
13. Aggregate write-ins for miscellaneous direct claims and benefits paid.....	0	0	0	0	0
14. All other benefits, except accident and health.....					0
15. Totals.....	0	0	0	0	0

NONE

DETAILS OF WRITE-INS					
1301.					0
1302.					0
1303.					0
1398. Summary of remaining write-ins for Line 13 from overflow page.....	0	0	0	0	0
1399. Total (Lines 1301 through 1303 plus 1398)(Line 13 above).....	0	0	0	0	0

	Ordinary		Credit Life (Group and Individual)		Group		Industrial		Total	
	1	2	3	4	5	6	7	8	9	10
	No.	Amount	No. of Ind. Pols. & Gr. Certifs.	Amount	No. of Certifs.	Amount	No.	Amount	No.	Amount
DIRECT DEATH BENEFITS AND MATURED ENDOWMENTS INCURRED										
16. Unpaid December 31, prior year.....									0	0
17. Incurred during current year.....									0	0
Settled during current year:										
18.1 By payment in full.....									0	0
18.2 By payment on compromised claims.....									0	0
18.3 Totals paid.....	0	0	0	0	0	0	0	0	0	0
18.4 Reduction by compromise.....									0	0
18.5 Amount rejected.....									0	0
18.6 Total settlements.....	0	0	0	0	0	0	0	0	0	0
19. Unpaid Dec. 31, current year (Lines 16 + 17 - 18.6).....	0	0	0	0	0	0	0	0	0	0
POLICY EXHIBIT					No. of Pol.					
20. In force December 31, prior year.....				(a).....					0	0
21. Issued during year.....									0	0
22. Other changes to in force (Net).....									0	0
23. In force December 31 of current year.....	0	0	0	(a).....	0	0	0	0	0	0

NONE

(a) Includes Individual Credit Life Insurance, prior year \$.....0 current year \$.....0.
Includes Group Credit Life Insurance Loans less than or equal to 60 months at issue, prior year \$.....0 current year \$.....0.
Loans greater than 60 months at issue BUT NOT GREATER THAN 120 MONTHS, prior year \$.....0 current year \$.....0.

ACCIDENT AND HEALTH INSURANCE

	1	2	3	4	5
	Direct Premiums	Direct Premiums Earned	Dividends Paid Or Credited on Direct Business	Direct Losses Paid	Direct Losses Incurred
24. Group policies (b).....					
24.1 Federal Employee Health Benefits Plan premium (b).....					
24.2 Credit (group and individual).....					
24.3 Collectively renewable policies (b).....					
24.4 Medicare Title XVIII exempt from state taxes or fees.....					
Other Individual Policies:					
25.1 Non-cancelable (b).....					
25.2 Guaranteed renewable (b).....					
25.3 Non-renewable for stated reasons only (b).....					
25.4 Other accident only.....					
25.5 All other (b).....					
25.6 Totals (Sum of Lines 25.1 to 25.5).....	0	0	0	0	0
26. Totals (Lines 24 + 24.1 + 24.2 + 24.3 + 24.4 + 25.6).....	0	0	0	0	0

NONE

(b) For health business on indicated lines report: Number of persons insured under PPO managed products.....0 and number of persons insured under indemnity only products.....0.



DIRECT BUSINESS IN Other Alien # 57 DURING THE YEAR
NAIC Group Code.....0140 NAIC Company Code.....92657

LIFE INSURANCE

	1	2	3	4	5
	Ordinary	Credit Life (Group and Individual)	Group	Industrial	Total
DIRECT PREMIUMS AND ANNUITY CONSIDERATIONS					
1. Life insurance.....					0
2. Annuity considerations.....					0
3. Deposit-type contract funds.....		XXX		XXX	0
4. Other considerations.....					0
5. Totals (Sum of Lines 1 to 4).....	0	0	0	0	0
DIRECT DIVIDENDS TO POLICYHOLDERS					
Life insurance:					
6.1 Paid in cash or left on deposit.....					0
6.2 Applied to pay renewal premiums.....					0
6.3 Applied to provide paid-up additions or shorten the endowment or premium-paying period.....					0
6.4 Other.....					0
6.5 Totals (Sum of Lines 6.1 to 6.4).....	0	0	0	0	0
Annuities:					
7.1 Paid in cash or left on deposit.....					0
7.2 Applied to provide paid-up annuities.....					0
7.3 Other.....					0
7.4 Totals (Sum of Lines 7.1 to 7.3).....	0	0	0	0	0
8. Grand Totals (Lines 6.5 + 7.4).....	0	0	0	0	0
DIRECT CLAIMS AND BENEFITS PAID					
9. Death benefits.....					0
10. Matured endowments.....					0
11. Annuity benefits.....					0
12. Surrender values and withdrawals for life contracts.....					0
13. Aggregate write-ins for miscellaneous direct claims and benefits paid.....	0	0	0	0	0
14. All other benefits, except accident and health.....					0
15. Totals.....	0	0	0	0	0

NONE

DETAILS OF WRITE-INS					
1301.					0
1302.					0
1303.					0
1398. Summary of remaining write-ins for Line 13 from overflow page.....	0	0	0	0	0
1399. Total (Lines 1301 through 1303 plus 1398)(Line 13 above).....	0	0	0	0	0

	Ordinary		Credit Life (Group and Individual)		Group		Industrial		Total	
	1	2	3	4	5	6	7	8	9	10
	No.	Amount	No. of Ind. Pols. & Gr. Certifs.	Amount	No. of Certifs.	Amount	No.	Amount	No.	Amount
DIRECT DEATH BENEFITS AND MATURED ENDOWMENTS INCURRED										
16. Unpaid December 31, prior year.....									0	0
17. Incurred during current year.....									0	0
Settled during current year:										
18.1 By payment in full.....									0	0
18.2 By payment on compromised claims.....									0	0
18.3 Totals paid.....	0	0	0	0	0	0	0	0	0	0
18.4 Reduction by compromise.....									0	0
18.5 Amount rejected.....									0	0
18.6 Total settlements.....	0	0	0	0	0	0	0	0	0	0
19. Unpaid Dec. 31, current year (Lines 16 + 17 - 18.6).....	0	0	0	0	0	0	0	0	0	0
POLICY EXHIBIT					No. of Pol.					
20. In force December 31, prior year.....				(a).....					0	0
21. Issued during year.....									0	0
22. Other changes to in force (Net).....									0	0
23. In force December 31 of current year.....	0	0	0	(a).....	0	0	0	0	0	0

NONE

(a) Includes Individual Credit Life Insurance, prior year \$.....0 current year \$.....0.
Includes Group Credit Life Insurance Loans less than or equal to 60 months at issue, prior year \$.....0 current year \$.....0.
Loans greater than 60 months at issue BUT NOT GREATER THAN 120 MONTHS, prior year \$.....0 current year \$.....0.

ACCIDENT AND HEALTH INSURANCE

	1	2	3	4	5
	Direct Premiums	Direct Premiums Earned	Dividends Paid Or Credited on Direct Business	Direct Losses Paid	Direct Losses Incurred
24. Group policies (b).....					
24.1 Federal Employee Health Benefits Plan premium (b).....					
24.2 Credit (group and individual).....					
24.3 Collectively renewable policies (b).....					
24.4 Medicare Title XVIII exempt from state taxes or fees.....					
Other Individual Policies:					
25.1 Non-cancelable (b).....					
25.2 Guaranteed renewable (b).....					
25.3 Non-renewable for stated reasons only (b).....					
25.4 Other accident only.....					
25.5 All other (b).....					
25.6 Totals (Sum of Lines 25.1 to 25.5).....	0	0	0	0	0
26. Totals (Lines 24 + 24.1 + 24.2 + 24.3 + 24.4 + 25.6).....	0	0	0	0	0

NONE

(b) For health business on indicated lines report: Number of persons insured under PPO managed products.....0 and number of persons insured under indemnity only products.....0.



DIRECT BUSINESS IN Other Alien # 58 DURING THE YEAR
NAIC Group Code.....0140 NAIC Company Code.....92657

LIFE INSURANCE

	1	2	3	4	5
	Ordinary	Credit Life (Group and Individual)	Group	Industrial	Total
DIRECT PREMIUMS AND ANNUITY CONSIDERATIONS					
1. Life insurance.....					0
2. Annuity considerations.....					0
3. Deposit-type contract funds.....		XXX		XXX	0
4. Other considerations.....					0
5. Totals (Sum of Lines 1 to 4).....	0	0	0	0	0
DIRECT DIVIDENDS TO POLICYHOLDERS					
Life insurance:					
6.1 Paid in cash or left on deposit.....					0
6.2 Applied to pay renewal premiums.....					0
6.3 Applied to provide paid-up additions or shorten the endowment or premium-paying period.....					0
6.4 Other.....					0
6.5 Totals (Sum of Lines 6.1 to 6.4).....	0	0	0	0	0
Annuities:					
7.1 Paid in cash or left on deposit.....					0
7.2 Applied to provide paid-up annuities.....					0
7.3 Other.....					0
7.4 Totals (Sum of Lines 7.1 to 7.3).....	0	0	0	0	0
8. Grand Totals (Lines 6.5 + 7.4).....	0	0	0	0	0
DIRECT CLAIMS AND BENEFITS PAID					
9. Death benefits.....					0
10. Matured endowments.....					0
11. Annuity benefits.....					0
12. Surrender values and withdrawals for life contracts.....					0
13. Aggregate write-ins for miscellaneous direct claims and benefits paid.....	0	0	0	0	0
14. All other benefits, except accident and health.....					0
15. Totals.....	0	0	0	0	0

NONE

DETAILS OF WRITE-INS					
1301.					0
1302.					0
1303.					0
1398. Summary of remaining write-ins for Line 13 from overflow page.....	0	0	0	0	0
1399. Total (Lines 1301 through 1303 plus 1398)(Line 13 above).....	0	0	0	0	0

	Ordinary		Credit Life (Group and Individual)		Group		Industrial		Total	
	1	2	3	4	5	6	7	8	9	10
	No.	Amount	No. of Ind. Pols. & Gr. Certifs.	Amount	No. of Certifs.	Amount	No.	Amount	No.	Amount
DIRECT DEATH BENEFITS AND MATURED ENDOWMENTS INCURRED										
16. Unpaid December 31, prior year.....									0	0
17. Incurred during current year.....									0	0
Settled during current year:										
18.1 By payment in full.....									0	0
18.2 By payment on compromised claims.....									0	0
18.3 Totals paid.....	0	0	0	0	0	0	0	0	0	0
18.4 Reduction by compromise.....									0	0
18.5 Amount rejected.....									0	0
18.6 Total settlements.....	0	0	0	0	0	0	0	0	0	0
19. Unpaid Dec. 31, current year (Lines 16 + 17 - 18.6).....	0	0	0	0	0	0	0	0	0	0
POLICY EXHIBIT					No. of Pol.					
20. In force December 31, prior year.....				(a).....					0	0
21. Issued during year.....									0	0
22. Other changes to in force (Net).....									0	0
23. In force December 31 of current year.....	0	0	0	(a).....	0	0	0	0	0	0

NONE

(a) Includes Individual Credit Life Insurance, prior year \$.....0 current year \$.....0.
Includes Group Credit Life Insurance Loans less than or equal to 60 months at issue, prior year \$.....0 current year \$.....0.
Loans greater than 60 months at issue BUT NOT GREATER THAN 120 MONTHS, prior year \$.....0 current year \$.....0.

ACCIDENT AND HEALTH INSURANCE

	1	2	3	4	5
	Direct Premiums	Direct Premiums Earned	Dividends Paid Or Credited on Direct Business	Direct Losses Paid	Direct Losses Incurred
24. Group policies (b).....					
24.1 Federal Employee Health Benefits Plan premium (b).....					
24.2 Credit (group and individual).....					
24.3 Collectively renewable policies (b).....					
24.4 Medicare Title XVIII exempt from state taxes or fees.....					
Other Individual Policies:					
25.1 Non-cancelable (b).....					
25.2 Guaranteed renewable (b).....					
25.3 Non-renewable for stated reasons only (b).....					
25.4 Other accident only.....					
25.5 All other (b).....					
25.6 Totals (Sum of Lines 25.1 to 25.5).....	0	0	0	0	0
26. Totals (Lines 24 + 24.1 + 24.2 + 24.3 + 24.4 + 25.6).....	0	0	0	0	0

NONE

(b) For health business on indicated lines report: Number of persons insured under PPO managed products.....0 and number of persons insured under indemnity only products.....0.



DIRECT BUSINESS IN Other Alien # 59 DURING THE YEAR
NAIC Group Code....0140 NAIC Company Code....92657

LIFE INSURANCE

	1	2	3	4	5
	Ordinary	Credit Life (Group and Individual)	Group	Industrial	Total
DIRECT PREMIUMS AND ANNUITY CONSIDERATIONS					
1. Life insurance.....					0
2. Annuity considerations.....					0
3. Deposit-type contract funds.....		XXX		XXX	0
4. Other considerations.....					0
5. Totals (Sum of Lines 1 to 4).....	0	0	0	0	0
DIRECT DIVIDENDS TO POLICYHOLDERS					
Life insurance:					
6.1 Paid in cash or left on deposit.....					0
6.2 Applied to pay renewal premiums.....					0
6.3 Applied to provide paid-up additions or shorten the endowment or premium-paying period.....					0
6.4 Other.....					0
6.5 Totals (Sum of Lines 6.1 to 6.4).....	0	0	0	0	0
Annuities:					
7.1 Paid in cash or left on deposit.....					0
7.2 Applied to provide paid-up annuities.....					0
7.3 Other.....					0
7.4 Totals (Sum of Lines 7.1 to 7.3).....	0	0	0	0	0
8. Grand Totals (Lines 6.5 + 7.4).....	0	0	0	0	0
DIRECT CLAIMS AND BENEFITS PAID					
9. Death benefits.....					0
10. Matured endowments.....					0
11. Annuity benefits.....					0
12. Surrender values and withdrawals for life contracts.....					0
13. Aggregate write-ins for miscellaneous direct claims and benefits paid.....	0	0	0	0	0
14. All other benefits, except accident and health.....					0
15. Totals.....	0	0	0	0	0

NONE

DETAILS OF WRITE-INS					
1301.					0
1302.					0
1303.					0
1398. Summary of remaining write-ins for Line 13 from overflow page.....	0	0	0	0	0
1399. Total (Lines 1301 through 1303 plus 1398)(Line 13 above).....	0	0	0	0	0

	Ordinary		Credit Life (Group and Individual)		Group		Industrial		Total	
	1	2	3	4	5	6	7	8	9	10
	No.	Amount	No. of Ind. Pols. & Gr. Certifs.	Amount	No. of Certifs.	Amount	No.	Amount	No.	Amount
DIRECT DEATH BENEFITS AND MATURED ENDOWMENTS INCURRED										
16. Unpaid December 31, prior year.....									0	0
17. Incurred during current year.....									0	0
Settled during current year:										
18.1 By payment in full.....									0	0
18.2 By payment on compromised claims.....									0	0
18.3 Totals paid.....	0	0	0	0	0	0	0	0	0	0
18.4 Reduction by compromise.....									0	0
18.5 Amount rejected.....									0	0
18.6 Total settlements.....	0	0	0	0	0	0	0	0	0	0
19. Unpaid Dec. 31, current year (Lines 16 + 17 - 18.6).....	0	0	0	0	0	0	0	0	0	0
POLICY EXHIBIT					No. of Pol.					
20. In force December 31, prior year.....				(a).....					0	0
21. Issued during year.....									0	0
22. Other changes to in force (Net).....									0	0
23. In force December 31 of current year.....	0	0	0	(a).....	0	0	0	0	0	0

NONE

(a) Includes Individual Credit Life Insurance, prior year \$.....0 current year \$.....0.
Includes Group Credit Life Insurance Loans less than or equal to 60 months at issue, prior year \$.....0 current year \$.....0.
Loans greater than 60 months at issue BUT NOT GREATER THAN 120 MONTHS, prior year \$.....0 current year \$.....0.

ACCIDENT AND HEALTH INSURANCE

	1	2	3	4	5
	Direct Premiums	Direct Premiums Earned	Dividends Paid Or Credited on Direct Business	Direct Losses Paid	Direct Losses Incurred
24. Group policies (b).....					
24.1 Federal Employee Health Benefits Plan premium (b).....					
24.2 Credit (group and individual).....					
24.3 Collectively renewable policies (b).....					
24.4 Medicare Title XVIII exempt from state taxes or fees.....					
Other Individual Policies:					
25.1 Non-cancelable (b).....					
25.2 Guaranteed renewable (b).....					
25.3 Non-renewable for stated reasons only (b).....					
25.4 Other accident only.....					
25.5 All other (b).....					
25.6 Totals (Sum of Lines 25.1 to 25.5).....	0	0	0	0	0
26. Totals (Lines 24 + 24.1 + 24.2 + 24.3 + 24.4 + 25.6).....	0	0	0	0	0

NONE

(b) For health business on indicated lines report: Number of persons insured under PPO managed products....0 and number of persons insured under indemnity only products....0.

NATIONWIDE LIFE AND ANNUITY INSURANCE COMPANY



DIRECT BUSINESS IN Other Alien # 60 DURING THE YEAR
NAIC Group Code.....0140 NAIC Company Code.....92657

LIFE INSURANCE

	1	2	3	4	5
	Ordinary	Credit Life (Group and Individual)	Group	Industrial	Total
DIRECT PREMIUMS AND ANNUITY CONSIDERATIONS					
1. Life insurance.....					0
2. Annuity considerations.....					0
3. Deposit-type contract funds.....		XXX		XXX	0
4. Other considerations.....					0
5. Totals (Sum of Lines 1 to 4).....	0	0	0	0	0
DIRECT DIVIDENDS TO POLICYHOLDERS					
Life insurance:					
6.1 Paid in cash or left on deposit.....					0
6.2 Applied to pay renewal premiums.....					0
6.3 Applied to provide paid-up additions or shorten the endowment or premium-paying period.....					0
6.4 Other.....					0
6.5 Totals (Sum of Lines 6.1 to 6.4).....	0	0	0	0	0
Annuities:					
7.1 Paid in cash or left on deposit.....					0
7.2 Applied to provide paid-up annuities.....					0
7.3 Other.....					0
7.4 Totals (Sum of Lines 7.1 to 7.3).....	0	0	0	0	0
8. Grand Totals (Lines 6.5 + 7.4).....	0	0	0	0	0
DIRECT CLAIMS AND BENEFITS PAID					
9. Death benefits.....					0
10. Matured endowments.....					0
11. Annuity benefits.....					0
12. Surrender values and withdrawals for life contracts.....					0
13. Aggregate write-ins for miscellaneous direct claims and benefits paid.....	0	0	0	0	0
14. All other benefits, except accident and health.....					0
15. Totals.....	0	0	0	0	0

NONE

DETAILS OF WRITE-INS					
1301.					0
1302.					0
1303.					0
1398. Summary of remaining write-ins for Line 13 from overflow page.....	0	0	0	0	0
1399. Total (Lines 1301 through 1303 plus 1398)(Line 13 above).....	0	0	0	0	0

	Ordinary		Credit Life (Group and Individual)		Group		Industrial		Total	
	1	2	3	4	5	6	7	8	9	10
	No.	Amount	No. of Ind. Pols. & Gr. Certifs.	Amount	No. of Certifs.	Amount	No.	Amount	No.	Amount
DIRECT DEATH BENEFITS AND MATURED ENDOWMENTS INCURRED										
16. Unpaid December 31, prior year.....									0	0
17. Incurred during current year.....									0	0
Settled during current year:										
18.1 By payment in full.....									0	0
18.2 By payment on compromised claims.....									0	0
18.3 Totals paid.....	0	0	0	0	0	0	0	0	0	0
18.4 Reduction by compromise.....									0	0
18.5 Amount rejected.....									0	0
18.6 Total settlements.....	0	0	0	0	0	0	0	0	0	0
19. Unpaid Dec. 31, current year (Lines 16 + 17 - 18.6).....	0	0	0	0	0	0	0	0	0	0
POLICY EXHIBIT					No. of Pol.					
20. In force December 31, prior year.....				(a).....					0	0
21. Issued during year.....									0	0
22. Other changes to in force (Net).....									0	0
23. In force December 31 of current year.....	0	0	0	(a).....	0	0	0	0	0	0

NONE

(a) Includes Individual Credit Life Insurance, prior year \$.....0 current year \$.....0.
Includes Group Credit Life Insurance Loans less than or equal to 60 months at issue, prior year \$.....0 current year \$.....0.
Loans greater than 60 months at issue BUT NOT GREATER THAN 120 MONTHS, prior year \$.....0 current year \$.....0.

ACCIDENT AND HEALTH INSURANCE

	1	2	3	4	5
	Direct Premiums	Direct Premiums Earned	Dividends Paid Or Credited on Direct Business	Direct Losses Paid	Direct Losses Incurred
24. Group policies (b).....					
24.1 Federal Employee Health Benefits Plan premium (b).....					
24.2 Credit (group and individual).....					
24.3 Collectively renewable policies (b).....					
24.4 Medicare Title XVIII exempt from state taxes or fees.....					
Other Individual Policies:					
25.1 Non-cancelable (b).....					
25.2 Guaranteed renewable (b).....					
25.3 Non-renewable for stated reasons only (b).....					
25.4 Other accident only.....					
25.5 All other (b).....					
25.6 Totals (Sum of Lines 25.1 to 25.5).....	0	0	0	0	0
26. Totals (Lines 24 + 24.1 + 24.2 + 24.3 + 24.4 + 25.6).....	0	0	0	0	0

NONE

(b) For health business on indicated lines report: Number of persons insured under PPO managed products.....0 and number of persons insured under indemnity only products.....0.



DIRECT BUSINESS IN Other Alien # 61 DURING THE YEAR
NAIC Group Code....0140 NAIC Company Code....92657

LIFE INSURANCE

	1	2	3	4	5
	Ordinary	Credit Life (Group and Individual)	Group	Industrial	Total
DIRECT PREMIUMS AND ANNUITY CONSIDERATIONS					
1. Life insurance.....					0
2. Annuity considerations.....					0
3. Deposit-type contract funds.....		XXX		XXX	0
4. Other considerations.....					0
5. Totals (Sum of Lines 1 to 4).....	0	0	0	0	0
DIRECT DIVIDENDS TO POLICYHOLDERS					
Life insurance:					
6.1 Paid in cash or left on deposit.....					0
6.2 Applied to pay renewal premiums.....					0
6.3 Applied to provide paid-up additions or shorten the endowment or premium-paying period.....					0
6.4 Other.....					0
6.5 Totals (Sum of Lines 6.1 to 6.4).....	0	0	0	0	0
Annuities:					
7.1 Paid in cash or left on deposit.....					0
7.2 Applied to provide paid-up annuities.....					0
7.3 Other.....					0
7.4 Totals (Sum of Lines 7.1 to 7.3).....	0	0	0	0	0
8. Grand Totals (Lines 6.5 + 7.4).....	0	0	0	0	0
DIRECT CLAIMS AND BENEFITS PAID					
9. Death benefits.....					0
10. Matured endowments.....					0
11. Annuity benefits.....					0
12. Surrender values and withdrawals for life contracts.....					0
13. Aggregate write-ins for miscellaneous direct claims and benefits paid.....	0	0	0	0	0
14. All other benefits, except accident and health.....					0
15. Totals.....	0	0	0	0	0

NONE

DETAILS OF WRITE-INS					
1301.					0
1302.					0
1303.					0
1398. Summary of remaining write-ins for Line 13 from overflow page.....	0	0	0	0	0
1399. Total (Lines 1301 through 1303 plus 1398)(Line 13 above).....	0	0	0	0	0

	Ordinary		Credit Life (Group and Individual)		Group		Industrial		Total	
	1	2	3	4	5	6	7	8	9	10
	No.	Amount	No. of Ind. Pols. & Gr. Certifs.	Amount	No. of Certifs.	Amount	No.	Amount	No.	Amount
DIRECT DEATH BENEFITS AND MATURED ENDOWMENTS INCURRED										
16. Unpaid December 31, prior year.....									0	0
17. Incurred during current year.....									0	0
Settled during current year:										
18.1 By payment in full.....									0	0
18.2 By payment on compromised claims.....									0	0
18.3 Totals paid.....	0	0	0	0	0	0	0	0	0	0
18.4 Reduction by compromise.....									0	0
18.5 Amount rejected.....									0	0
18.6 Total settlements.....	0	0	0	0	0	0	0	0	0	0
19. Unpaid Dec. 31, current year (Lines 16 + 17 - 18.6).....	0	0	0	0	0	0	0	0	0	0
POLICY EXHIBIT					No. of Pol.					
20. In force December 31, prior year.....				(a).....					0	0
21. Issued during year.....									0	0
22. Other changes to in force (Net).....									0	0
23. In force December 31 of current year.....	0	0	0	(a).....	0	0	0	0	0	0

NONE

(a) Includes Individual Credit Life Insurance, prior year \$.....0 current year \$.....0.
Includes Group Credit Life Insurance Loans less than or equal to 60 months at issue, prior year \$.....0 current year \$.....0.
Loans greater than 60 months at issue BUT NOT GREATER THAN 120 MONTHS, prior year \$.....0 current year \$.....0.

ACCIDENT AND HEALTH INSURANCE

	1	2	3	4	5
	Direct Premiums	Direct Premiums Earned	Dividends Paid Or Credited on Direct Business	Direct Losses Paid	Direct Losses Incurred
24. Group policies (b).....					
24.1 Federal Employee Health Benefits Plan premium (b).....					
24.2 Credit (group and individual).....					
24.3 Collectively renewable policies (b).....					
24.4 Medicare Title XVIII exempt from state taxes or fees.....					
Other Individual Policies:					
25.1 Non-cancelable (b).....					
25.2 Guaranteed renewable (b).....					
25.3 Non-renewable for stated reasons only (b).....					
25.4 Other accident only.....					
25.5 All other (b).....					
25.6 Totals (Sum of Lines 25.1 to 25.5).....	0	0	0	0	0
26. Totals (Lines 24 + 24.1 + 24.2 + 24.3 + 24.4 + 25.6).....	0	0	0	0	0

NONE

(b) For health business on indicated lines report: Number of persons insured under PPO managed products.....0 and number of persons insured under indemnity only products.....0.



DIRECT BUSINESS IN Other Alien # 62 DURING THE YEAR
NAIC Group Code....0140 NAIC Company Code....92657

LIFE INSURANCE

	1	2	3	4	5
	Ordinary	Credit Life (Group and Individual)	Group	Industrial	Total
DIRECT PREMIUMS AND ANNUITY CONSIDERATIONS					
1. Life insurance.....					0
2. Annuity considerations.....					0
3. Deposit-type contract funds.....		XXX		XXX	0
4. Other considerations.....					0
5. Totals (Sum of Lines 1 to 4).....	0	0	0	0	0
DIRECT DIVIDENDS TO POLICYHOLDERS					
Life insurance:					
6.1 Paid in cash or left on deposit.....					0
6.2 Applied to pay renewal premiums.....					0
6.3 Applied to provide paid-up additions or shorten the endowment or premium-paying period.....					0
6.4 Other.....					0
6.5 Totals (Sum of Lines 6.1 to 6.4).....	0	0	0	0	0
Annuities:					
7.1 Paid in cash or left on deposit.....					0
7.2 Applied to provide paid-up annuities.....					0
7.3 Other.....					0
7.4 Totals (Sum of Lines 7.1 to 7.3).....	0	0	0	0	0
8. Grand Totals (Lines 6.5 + 7.4).....	0	0	0	0	0
DIRECT CLAIMS AND BENEFITS PAID					
9. Death benefits.....					0
10. Matured endowments.....					0
11. Annuity benefits.....					0
12. Surrender values and withdrawals for life contracts.....					0
13. Aggregate write-ins for miscellaneous direct claims and benefits paid.....	0	0	0	0	0
14. All other benefits, except accident and health.....					0
15. Totals.....	0	0	0	0	0

NONE

DETAILS OF WRITE-INS					
1301.					0
1302.					0
1303.					0
1398. Summary of remaining write-ins for Line 13 from overflow page.....	0	0	0	0	0
1399. Total (Lines 1301 through 1303 plus 1398)(Line 13 above).....	0	0	0	0	0

	Ordinary		Credit Life (Group and Individual)		Group		Industrial		Total	
	1	2	3	4	5	6	7	8	9	10
	No.	Amount	No. of Ind. Pols. & Gr. Certifs.	Amount	No. of Certifs.	Amount	No.	Amount	No.	Amount
DIRECT DEATH BENEFITS AND MATURED ENDOWMENTS INCURRED										
16. Unpaid December 31, prior year.....									0	0
17. Incurred during current year.....									0	0
Settled during current year:										
18.1 By payment in full.....									0	0
18.2 By payment on compromised claims.....									0	0
18.3 Totals paid.....	0	0	0	0	0	0	0	0	0	0
18.4 Reduction by compromise.....									0	0
18.5 Amount rejected.....									0	0
18.6 Total settlements.....	0	0	0	0	0	0	0	0	0	0
19. Unpaid Dec. 31, current year (Lines 16 + 17 - 18.6).....	0	0	0	0	0	0	0	0	0	0
POLICY EXHIBIT					No. of Pol.					
20. In force December 31, prior year.....				(a).....					0	0
21. Issued during year.....									0	0
22. Other changes to in force (Net).....									0	0
23. In force December 31 of current year.....	0	0	0	(a).....	0	0	0	0	0	0

NONE

(a) Includes Individual Credit Life Insurance, prior year \$.....0 current year \$.....0.
Includes Group Credit Life Insurance Loans less than or equal to 60 months at issue, prior year \$.....0 current year \$.....0.
Loans greater than 60 months at issue BUT NOT GREATER THAN 120 MONTHS, prior year \$.....0 current year \$.....0.

ACCIDENT AND HEALTH INSURANCE

	1	2	3	4	5
	Direct Premiums	Direct Premiums Earned	Dividends Paid Or Credited on Direct Business	Direct Losses Paid	Direct Losses Incurred
24. Group policies (b).....					
24.1 Federal Employee Health Benefits Plan premium (b).....					
24.2 Credit (group and individual).....					
24.3 Collectively renewable policies (b).....					
24.4 Medicare Title XVIII exempt from state taxes or fees.....					
Other Individual Policies:					
25.1 Non-cancelable (b).....					
25.2 Guaranteed renewable (b).....					
25.3 Non-renewable for stated reasons only (b).....					
25.4 Other accident only.....					
25.5 All other (b).....					
25.6 Totals (Sum of Lines 25.1 to 25.5).....	0	0	0	0	0
26. Totals (Lines 24 + 24.1 + 24.2 + 24.3 + 24.4 + 25.6).....	0	0	0	0	0

NONE

(b) For health business on indicated lines report: Number of persons insured under PPO managed products.....0 and number of persons insured under indemnity only products.....0.



DIRECT BUSINESS IN Other Alien # 63 DURING THE YEAR
NAIC Group Code.....0140 NAIC Company Code.....92657

LIFE INSURANCE

	1	2	3	4	5
	Ordinary	Credit Life (Group and Individual)	Group	Industrial	Total
DIRECT PREMIUMS AND ANNUITY CONSIDERATIONS					
1. Life insurance.....					0
2. Annuity considerations.....					0
3. Deposit-type contract funds.....		XXX		XXX	0
4. Other considerations.....					0
5. Totals (Sum of Lines 1 to 4).....	0	0	0	0	0
DIRECT DIVIDENDS TO POLICYHOLDERS					
Life insurance:					
6.1 Paid in cash or left on deposit.....					0
6.2 Applied to pay renewal premiums.....					0
6.3 Applied to provide paid-up additions or shorten the endowment or premium-paying period.....					0
6.4 Other.....					0
6.5 Totals (Sum of Lines 6.1 to 6.4).....	0	0	0	0	0
Annuities:					
7.1 Paid in cash or left on deposit.....					0
7.2 Applied to provide paid-up annuities.....					0
7.3 Other.....					0
7.4 Totals (Sum of Lines 7.1 to 7.3).....	0	0	0	0	0
8. Grand Totals (Lines 6.5 + 7.4).....	0	0	0	0	0
DIRECT CLAIMS AND BENEFITS PAID					
9. Death benefits.....					0
10. Matured endowments.....					0
11. Annuity benefits.....					0
12. Surrender values and withdrawals for life contracts.....					0
13. Aggregate write-ins for miscellaneous direct claims and benefits paid.....	0	0	0	0	0
14. All other benefits, except accident and health.....					0
15. Totals.....	0	0	0	0	0

NONE

DETAILS OF WRITE-INS					
1301.					0
1302.					0
1303.					0
1398. Summary of remaining write-ins for Line 13 from overflow page.....	0	0	0	0	0
1399. Total (Lines 1301 through 1303 plus 1398)(Line 13 above).....	0	0	0	0	0

	Ordinary		Credit Life (Group and Individual)		Group		Industrial		Total	
	1	2	3	4	5	6	7	8	9	10
	No.	Amount	No. of Ind. Pols. & Gr. Certifs.	Amount	No. of Certifs.	Amount	No.	Amount	No.	Amount
DIRECT DEATH BENEFITS AND MATURED ENDOWMENTS INCURRED										
16. Unpaid December 31, prior year.....									0	0
17. Incurred during current year.....									0	0
Settled during current year:										
18.1 By payment in full.....									0	0
18.2 By payment on compromised claims.....									0	0
18.3 Totals paid.....	0	0	0	0	0	0	0	0	0	0
18.4 Reduction by compromise.....									0	0
18.5 Amount rejected.....									0	0
18.6 Total settlements.....	0	0	0	0	0	0	0	0	0	0
19. Unpaid Dec. 31, current year (Lines 16 + 17 - 18.6).....	0	0	0	0	0	0	0	0	0	0
POLICY EXHIBIT					No. of Pol.					
20. In force December 31, prior year.....				(a).....					0	0
21. Issued during year.....									0	0
22. Other changes to in force (Net).....									0	0
23. In force December 31 of current year.....	0	0	0	(a).....	0	0	0	0	0	0

NONE

(a) Includes Individual Credit Life Insurance, prior year \$.....0 current year \$.....0.
Includes Group Credit Life Insurance Loans less than or equal to 60 months at issue, prior year \$.....0 current year \$.....0.
Loans greater than 60 months at issue BUT NOT GREATER THAN 120 MONTHS, prior year \$.....0 current year \$.....0.

ACCIDENT AND HEALTH INSURANCE

	1	2	3	4	5
	Direct Premiums	Direct Premiums Earned	Dividends Paid Or Credited on Direct Business	Direct Losses Paid	Direct Losses Incurred
24. Group policies (b).....					
24.1 Federal Employee Health Benefits Plan premium (b).....					
24.2 Credit (group and individual).....					
24.3 Collectively renewable policies (b).....					
24.4 Medicare Title XVIII exempt from state taxes or fees.....					
Other Individual Policies:					
25.1 Non-cancelable (b).....					
25.2 Guaranteed renewable (b).....					
25.3 Non-renewable for stated reasons only (b).....					
25.4 Other accident only.....					
25.5 All other (b).....					
25.6 Totals (Sum of Lines 25.1 to 25.5).....	0	0	0	0	0
26. Totals (Lines 24 + 24.1 + 24.2 + 24.3 + 24.4 + 25.6).....	0	0	0	0	0

NONE

(b) For health business on indicated lines report: Number of persons insured under PPO managed products.....0 and number of persons insured under indemnity only products.....0.



DIRECT BUSINESS IN Other Alien # 64 DURING THE YEAR
NAIC Group Code....0140 NAIC Company Code....92657

LIFE INSURANCE

	1	2	3	4	5
	Ordinary	Credit Life (Group and Individual)	Group	Industrial	Total
DIRECT PREMIUMS AND ANNUITY CONSIDERATIONS					
1. Life insurance.....					0
2. Annuity considerations.....					0
3. Deposit-type contract funds.....		XXX		XXX	0
4. Other considerations.....					0
5. Totals (Sum of Lines 1 to 4).....	0	0	0	0	0
DIRECT DIVIDENDS TO POLICYHOLDERS					
Life insurance:					
6.1 Paid in cash or left on deposit.....					0
6.2 Applied to pay renewal premiums.....					0
6.3 Applied to provide paid-up additions or shorten the endowment or premium-paying period.....					0
6.4 Other.....					0
6.5 Totals (Sum of Lines 6.1 to 6.4).....	0	0	0	0	0
Annuities:					
7.1 Paid in cash or left on deposit.....					0
7.2 Applied to provide paid-up annuities.....					0
7.3 Other.....					0
7.4 Totals (Sum of Lines 7.1 to 7.3).....	0	0	0	0	0
8. Grand Totals (Lines 6.5 + 7.4).....	0	0	0	0	0
DIRECT CLAIMS AND BENEFITS PAID					
9. Death benefits.....					0
10. Matured endowments.....					0
11. Annuity benefits.....					0
12. Surrender values and withdrawals for life contracts.....					0
13. Aggregate write-ins for miscellaneous direct claims and benefits paid.....	0	0	0	0	0
14. All other benefits, except accident and health.....					0
15. Totals.....	0	0	0	0	0

NONE

DETAILS OF WRITE-INS					
1301.					0
1302.					0
1303.					0
1398. Summary of remaining write-ins for Line 13 from overflow page.....	0	0	0	0	0
1399. Total (Lines 1301 through 1303 plus 1398)(Line 13 above).....	0	0	0	0	0

	Ordinary		Credit Life (Group and Individual)		Group		Industrial		Total	
	1	2	3	4	5	6	7	8	9	10
	No.	Amount	No. of Ind. Pols. & Gr. Certifs.	Amount	No. of Certifs.	Amount	No.	Amount	No.	Amount
DIRECT DEATH BENEFITS AND MATURED ENDOWMENTS INCURRED										
16. Unpaid December 31, prior year.....									0	0
17. Incurred during current year.....									0	0
Settled during current year:										
18.1 By payment in full.....									0	0
18.2 By payment on compromised claims.....									0	0
18.3 Totals paid.....	0	0	0	0	0	0	0	0	0	0
18.4 Reduction by compromise.....									0	0
18.5 Amount rejected.....									0	0
18.6 Total settlements.....	0	0	0	0	0	0	0	0	0	0
19. Unpaid Dec. 31, current year (Lines 16 + 17 - 18.6).....	0	0	0	0	0	0	0	0	0	0
POLICY EXHIBIT					No. of Pol.					
20. In force December 31, prior year.....				(a).....					0	0
21. Issued during year.....									0	0
22. Other changes to in force (Net).....									0	0
23. In force December 31 of current year.....	0	0	0	(a).....	0	0	0	0	0	0

NONE

(a) Includes Individual Credit Life Insurance, prior year \$.....0 current year \$.....0.
Includes Group Credit Life Insurance Loans less than or equal to 60 months at issue, prior year \$.....0 current year \$.....0.
Loans greater than 60 months at issue BUT NOT GREATER THAN 120 MONTHS, prior year \$.....0 current year \$.....0.

ACCIDENT AND HEALTH INSURANCE

	1	2	3	4	5
	Direct Premiums	Direct Premiums Earned	Dividends Paid Or Credited on Direct Business	Direct Losses Paid	Direct Losses Incurred
24. Group policies (b).....					
24.1 Federal Employee Health Benefits Plan premium (b).....					
24.2 Credit (group and individual).....					
24.3 Collectively renewable policies (b).....					
24.4 Medicare Title XVIII exempt from state taxes or fees.....					
Other Individual Policies:					
25.1 Non-cancelable (b).....					
25.2 Guaranteed renewable (b).....					
25.3 Non-renewable for stated reasons only (b).....					
25.4 Other accident only.....					
25.5 All other (b).....					
25.6 Totals (Sum of Lines 25.1 to 25.5).....	0	0	0	0	0
26. Totals (Lines 24 + 24.1 + 24.2 + 24.3 + 24.4 + 25.6).....	0	0	0	0	0

NONE

(b) For health business on indicated lines report: Number of persons insured under PPO managed products.....0 and number of persons insured under indemnity only products.....0.



DIRECT BUSINESS IN Other Alien # 65 DURING THE YEAR
NAIC Group Code.....0140 NAIC Company Code.....92657

LIFE INSURANCE

	1	2	3	4	5
	Ordinary	Credit Life (Group and Individual)	Group	Industrial	Total
DIRECT PREMIUMS AND ANNUITY CONSIDERATIONS					
1. Life insurance.....					0
2. Annuity considerations.....					0
3. Deposit-type contract funds.....		XXX		XXX	0
4. Other considerations.....					0
5. Totals (Sum of Lines 1 to 4).....	0	0	0	0	0
DIRECT DIVIDENDS TO POLICYHOLDERS					
Life insurance:					
6.1 Paid in cash or left on deposit.....					0
6.2 Applied to pay renewal premiums.....					0
6.3 Applied to provide paid-up additions or shorten the endowment or premium-paying period.....					0
6.4 Other.....					0
6.5 Totals (Sum of Lines 6.1 to 6.4).....	0	0	0	0	0
Annuities:					
7.1 Paid in cash or left on deposit.....					0
7.2 Applied to provide paid-up annuities.....					0
7.3 Other.....					0
7.4 Totals (Sum of Lines 7.1 to 7.3).....	0	0	0	0	0
8. Grand Totals (Lines 6.5 + 7.4).....	0	0	0	0	0
DIRECT CLAIMS AND BENEFITS PAID					
9. Death benefits.....					0
10. Matured endowments.....					0
11. Annuity benefits.....					0
12. Surrender values and withdrawals for life contracts.....					0
13. Aggregate write-ins for miscellaneous direct claims and benefits paid.....	0	0	0	0	0
14. All other benefits, except accident and health.....					0
15. Totals.....	0	0	0	0	0

NONE

DETAILS OF WRITE-INS					
1301.					0
1302.					0
1303.					0
1398. Summary of remaining write-ins for Line 13 from overflow page.....	0	0	0	0	0
1399. Total (Lines 1301 through 1303 plus 1398)(Line 13 above).....	0	0	0	0	0

	Ordinary		Credit Life (Group and Individual)		Group		Industrial		Total	
	1	2	3	4	5	6	7	8	9	10
	No.	Amount	No. of Ind. Pols. & Gr. Certifs.	Amount	No. of Certifs.	Amount	No.	Amount	No.	Amount
DIRECT DEATH BENEFITS AND MATURED ENDOWMENTS INCURRED										
16. Unpaid December 31, prior year.....									0	0
17. Incurred during current year.....									0	0
Settled during current year:										
18.1 By payment in full.....									0	0
18.2 By payment on compromised claims.....									0	0
18.3 Totals paid.....	0	0	0	0	0	0	0	0	0	0
18.4 Reduction by compromise.....									0	0
18.5 Amount rejected.....									0	0
18.6 Total settlements.....	0	0	0	0	0	0	0	0	0	0
19. Unpaid Dec. 31, current year (Lines 16 + 17 - 18.6).....	0	0	0	0	0	0	0	0	0	0
POLICY EXHIBIT					No. of Pol.					
20. In force December 31, prior year.....				(a).....					0	0
21. Issued during year.....									0	0
22. Other changes to in force (Net).....									0	0
23. In force December 31 of current year.....	0	0	0	(a).....	0	0	0	0	0	0

NONE

(a) Includes Individual Credit Life Insurance, prior year \$.....0 current year \$.....0.
Includes Group Credit Life Insurance Loans less than or equal to 60 months at issue, prior year \$.....0 current year \$.....0.
Loans greater than 60 months at issue BUT NOT GREATER THAN 120 MONTHS, prior year \$.....0 current year \$.....0.

ACCIDENT AND HEALTH INSURANCE

	1	2	3	4	5
	Direct Premiums	Direct Premiums Earned	Dividends Paid Or Credited on Direct Business	Direct Losses Paid	Direct Losses Incurred
24. Group policies (b).....					
24.1 Federal Employee Health Benefits Plan premium (b).....					
24.2 Credit (group and individual).....					
24.3 Collectively renewable policies (b).....					
24.4 Medicare Title XVIII exempt from state taxes or fees.....					
Other Individual Policies:					
25.1 Non-cancelable (b).....					
25.2 Guaranteed renewable (b).....					
25.3 Non-renewable for stated reasons only (b).....					
25.4 Other accident only.....					
25.5 All other (b).....					
25.6 Totals (Sum of Lines 25.1 to 25.5).....	0	0	0	0	0
26. Totals (Lines 24 + 24.1 + 24.2 + 24.3 + 24.4 + 25.6).....	0	0	0	0	0

NONE

(b) For health business on indicated lines report: Number of persons insured under PPO managed products.....0 and number of persons insured under indemnity only products.....0.



DIRECT BUSINESS IN Other Alien # 66 DURING THE YEAR
NAIC Group Code.....0140 NAIC Company Code.....92657

LIFE INSURANCE

	1	2	3	4	5
	Ordinary	Credit Life (Group and Individual)	Group	Industrial	Total
DIRECT PREMIUMS AND ANNUITY CONSIDERATIONS					
1. Life insurance.....					0
2. Annuity considerations.....					0
3. Deposit-type contract funds.....		XXX		XXX	0
4. Other considerations.....					0
5. Totals (Sum of Lines 1 to 4).....	0	0	0	0	0
DIRECT DIVIDENDS TO POLICYHOLDERS					
Life insurance:					
6.1 Paid in cash or left on deposit.....					0
6.2 Applied to pay renewal premiums.....					0
6.3 Applied to provide paid-up additions or shorten the endowment or premium-paying period.....					0
6.4 Other.....					0
6.5 Totals (Sum of Lines 6.1 to 6.4).....	0	0	0	0	0
Annuities:					
7.1 Paid in cash or left on deposit.....					0
7.2 Applied to provide paid-up annuities.....					0
7.3 Other.....					0
7.4 Totals (Sum of Lines 7.1 to 7.3).....	0	0	0	0	0
8. Grand Totals (Lines 6.5 + 7.4).....	0	0	0	0	0
DIRECT CLAIMS AND BENEFITS PAID					
9. Death benefits.....					0
10. Matured endowments.....					0
11. Annuity benefits.....					0
12. Surrender values and withdrawals for life contracts.....					0
13. Aggregate write-ins for miscellaneous direct claims and benefits paid.....	0	0	0	0	0
14. All other benefits, except accident and health.....					0
15. Totals.....	0	0	0	0	0

NONE

DETAILS OF WRITE-INS					
1301.					0
1302.					0
1303.					0
1398. Summary of remaining write-ins for Line 13 from overflow page.....	0	0	0	0	0
1399. Total (Lines 1301 through 1303 plus 1398)(Line 13 above).....	0	0	0	0	0

	Ordinary		Credit Life (Group and Individual)		Group		Industrial		Total	
	1	2	3	4	5	6	7	8	9	10
	No.	Amount	No. of Ind. Pols. & Gr. Certifs.	Amount	No. of Certifs.	Amount	No.	Amount	No.	Amount
DIRECT DEATH BENEFITS AND MATURED ENDOWMENTS INCURRED										
16. Unpaid December 31, prior year.....									0	0
17. Incurred during current year.....									0	0
Settled during current year:										
18.1 By payment in full.....									0	0
18.2 By payment on compromised claims.....									0	0
18.3 Totals paid.....	0	0	0	0	0	0	0	0	0	0
18.4 Reduction by compromise.....									0	0
18.5 Amount rejected.....									0	0
18.6 Total settlements.....	0	0	0	0	0	0	0	0	0	0
19. Unpaid Dec. 31, current year (Lines 16 + 17 - 18.6).....	0	0	0	0	0	0	0	0	0	0
POLICY EXHIBIT					No. of Pol.					
20. In force December 31, prior year.....				(a).....					0	0
21. Issued during year.....									0	0
22. Other changes to in force (Net).....									0	0
23. In force December 31 of current year.....	0	0	0	(a).....	0	0	0	0	0	0

NONE

(a) Includes Individual Credit Life Insurance, prior year \$.....0 current year \$.....0.
Includes Group Credit Life Insurance Loans less than or equal to 60 months at issue, prior year \$.....0 current year \$.....0.
Loans greater than 60 months at issue BUT NOT GREATER THAN 120 MONTHS, prior year \$.....0 current year \$.....0.

ACCIDENT AND HEALTH INSURANCE

	1	2	3	4	5
	Direct Premiums	Direct Premiums Earned	Dividends Paid Or Credited on Direct Business	Direct Losses Paid	Direct Losses Incurred
24. Group policies (b).....					
24.1 Federal Employee Health Benefits Plan premium (b).....					
24.2 Credit (group and individual).....					
24.3 Collectively renewable policies (b).....					
24.4 Medicare Title XVIII exempt from state taxes or fees.....					
Other Individual Policies:					
25.1 Non-cancelable (b).....					
25.2 Guaranteed renewable (b).....					
25.3 Non-renewable for stated reasons only (b).....					
25.4 Other accident only.....					
25.5 All other (b).....					
25.6 Totals (Sum of Lines 25.1 to 25.5).....	0	0	0	0	0
26. Totals (Lines 24 + 24.1 + 24.2 + 24.3 + 24.4 + 25.6).....	0	0	0	0	0

NONE

(b) For health business on indicated lines report: Number of persons insured under PPO managed products.....0 and number of persons insured under indemnity only products.....0.



DIRECT BUSINESS IN Other Alien # 67 DURING THE YEAR
NAIC Group Code.....0140 NAIC Company Code.....92657

LIFE INSURANCE

	1	2	3	4	5
	Ordinary	Credit Life (Group and Individual)	Group	Industrial	Total
DIRECT PREMIUMS AND ANNUITY CONSIDERATIONS					
1. Life insurance.....					0
2. Annuity considerations.....					0
3. Deposit-type contract funds.....		XXX		XXX	0
4. Other considerations.....					0
5. Totals (Sum of Lines 1 to 4).....	0	0	0	0	0
DIRECT DIVIDENDS TO POLICYHOLDERS					
Life insurance:					
6.1 Paid in cash or left on deposit.....					0
6.2 Applied to pay renewal premiums.....					0
6.3 Applied to provide paid-up additions or shorten the endowment or premium-paying period.....					0
6.4 Other.....					0
6.5 Totals (Sum of Lines 6.1 to 6.4).....	0	0	0	0	0
Annuities:					
7.1 Paid in cash or left on deposit.....					0
7.2 Applied to provide paid-up annuities.....					0
7.3 Other.....					0
7.4 Totals (Sum of Lines 7.1 to 7.3).....	0	0	0	0	0
8. Grand Totals (Lines 6.5 + 7.4).....	0	0	0	0	0
DIRECT CLAIMS AND BENEFITS PAID					
9. Death benefits.....					0
10. Matured endowments.....					0
11. Annuity benefits.....					0
12. Surrender values and withdrawals for life contracts.....					0
13. Aggregate write-ins for miscellaneous direct claims and benefits paid.....	0	0	0	0	0
14. All other benefits, except accident and health.....					0
15. Totals.....	0	0	0	0	0

NONE

DETAILS OF WRITE-INS					
1301.					0
1302.					0
1303.					0
1398. Summary of remaining write-ins for Line 13 from overflow page.....	0	0	0	0	0
1399. Total (Lines 1301 through 1303 plus 1398)(Line 13 above).....	0	0	0	0	0

	Ordinary		Credit Life (Group and Individual)		Group		Industrial		Total	
	1	2	3	4	5	6	7	8	9	10
	No.	Amount	No. of Ind. Pols. & Gr. Certifs.	Amount	No. of Certifs.	Amount	No.	Amount	No.	Amount
DIRECT DEATH BENEFITS AND MATURED ENDOWMENTS INCURRED										
16. Unpaid December 31, prior year.....									0	0
17. Incurred during current year.....									0	0
Settled during current year:										
18.1 By payment in full.....									0	0
18.2 By payment on compromised claims.....									0	0
18.3 Totals paid.....	0	0	0	0	0	0	0	0	0	0
18.4 Reduction by compromise.....									0	0
18.5 Amount rejected.....									0	0
18.6 Total settlements.....	0	0	0	0	0	0	0	0	0	0
19. Unpaid Dec. 31, current year (Lines 16 + 17 - 18.6).....	0	0	0	0	0	0	0	0	0	0
POLICY EXHIBIT					No. of Pol.					
20. In force December 31, prior year.....				(a).....					0	0
21. Issued during year.....									0	0
22. Other changes to in force (Net).....									0	0
23. In force December 31 of current year.....	0	0	0	(a).....0	0	0	0	0	0	0

NONE

(a) Includes Individual Credit Life Insurance, prior year \$.....0 current year \$.....0.
Includes Group Credit Life Insurance Loans less than or equal to 60 months at issue, prior year \$.....0 current year \$.....0.
Loans greater than 60 months at issue BUT NOT GREATER THAN 120 MONTHS, prior year \$.....0 current year \$.....0.

ACCIDENT AND HEALTH INSURANCE

	1	2	3	4	5
	Direct Premiums	Direct Premiums Earned	Dividends Paid Or Credited on Direct Business	Direct Losses Paid	Direct Losses Incurred
24. Group policies (b).....					
24.1 Federal Employee Health Benefits Plan premium (b).....					
24.2 Credit (group and individual).....					
24.3 Collectively renewable policies (b).....					
24.4 Medicare Title XVIII exempt from state taxes or fees.....					
Other Individual Policies:					
25.1 Non-cancelable (b).....					
25.2 Guaranteed renewable (b).....					
25.3 Non-renewable for stated reasons only (b).....					
25.4 Other accident only.....					
25.5 All other (b).....					
25.6 Totals (Sum of Lines 25.1 to 25.5).....	0	0	0	0	0
26. Totals (Lines 24 + 24.1 + 24.2 + 24.3 + 24.4 + 25.6).....	0	0	0	0	0

NONE

(b) For health business on indicated lines report: Number of persons insured under PPO managed products.....0 and number of persons insured under indemnity only products.....0.



DIRECT BUSINESS IN Other Alien # 68 DURING THE YEAR
NAIC Group Code....0140 NAIC Company Code....92657

LIFE INSURANCE

	1	2	3	4	5
	Ordinary	Credit Life (Group and Individual)	Group	Industrial	Total
DIRECT PREMIUMS AND ANNUITY CONSIDERATIONS					
1. Life insurance.....					0
2. Annuity considerations.....					0
3. Deposit-type contract funds.....		XXX		XXX	0
4. Other considerations.....					0
5. Totals (Sum of Lines 1 to 4).....	0	0	0	0	0
DIRECT DIVIDENDS TO POLICYHOLDERS					
Life insurance:					
6.1 Paid in cash or left on deposit.....					0
6.2 Applied to pay renewal premiums.....					0
6.3 Applied to provide paid-up additions or shorten the endowment or premium-paying period.....					0
6.4 Other.....					0
6.5 Totals (Sum of Lines 6.1 to 6.4).....	0	0	0	0	0
Annuities:					
7.1 Paid in cash or left on deposit.....					0
7.2 Applied to provide paid-up annuities.....					0
7.3 Other.....					0
7.4 Totals (Sum of Lines 7.1 to 7.3).....	0	0	0	0	0
8. Grand Totals (Lines 6.5 + 7.4).....	0	0	0	0	0
DIRECT CLAIMS AND BENEFITS PAID					
9. Death benefits.....					0
10. Matured endowments.....					0
11. Annuity benefits.....					0
12. Surrender values and withdrawals for life contracts.....					0
13. Aggregate write-ins for miscellaneous direct claims and benefits paid.....	0	0	0	0	0
14. All other benefits, except accident and health.....					0
15. Totals.....	0	0	0	0	0

NONE

DETAILS OF WRITE-INS					
1301.					0
1302.					0
1303.					0
1398. Summary of remaining write-ins for Line 13 from overflow page.....	0	0	0	0	0
1399. Total (Lines 1301 through 1303 plus 1398)(Line 13 above).....	0	0	0	0	0

	Ordinary		Credit Life (Group and Individual)		Group		Industrial		Total	
	1	2	3	4	5	6	7	8	9	10
	No.	Amount	No. of Ind. Pols. & Gr. Certifs.	Amount	No. of Certifs.	Amount	No.	Amount	No.	Amount
DIRECT DEATH BENEFITS AND MATURED ENDOWMENTS INCURRED										
16. Unpaid December 31, prior year.....									0	0
17. Incurred during current year.....									0	0
Settled during current year:										
18.1 By payment in full.....									0	0
18.2 By payment on compromised claims.....									0	0
18.3 Totals paid.....	0	0	0	0	0	0	0	0	0	0
18.4 Reduction by compromise.....									0	0
18.5 Amount rejected.....									0	0
18.6 Total settlements.....	0	0	0	0	0	0	0	0	0	0
19. Unpaid Dec. 31, current year (Lines 16 + 17 - 18.6).....	0	0	0	0	0	0	0	0	0	0
POLICY EXHIBIT					No. of Pol.					
20. In force December 31, prior year.....				(a).....					0	0
21. Issued during year.....									0	0
22. Other changes to in force (Net).....									0	0
23. In force December 31 of current year.....	0	0	0	(a).....	0	0	0	0	0	0

NONE

(a) Includes Individual Credit Life Insurance, prior year \$.....0 current year \$.....0.
Includes Group Credit Life Insurance Loans less than or equal to 60 months at issue, prior year \$.....0 current year \$.....0.
Loans greater than 60 months at issue BUT NOT GREATER THAN 120 MONTHS, prior year \$.....0 current year \$.....0.

ACCIDENT AND HEALTH INSURANCE

	1	2	3	4	5
	Direct Premiums	Direct Premiums Earned	Dividends Paid Or Credited on Direct Business	Direct Losses Paid	Direct Losses Incurred
24. Group policies (b).....					
24.1 Federal Employee Health Benefits Plan premium (b).....					
24.2 Credit (group and individual).....					
24.3 Collectively renewable policies (b).....					
24.4 Medicare Title XVIII exempt from state taxes or fees.....					
Other Individual Policies:					
25.1 Non-cancelable (b).....					
25.2 Guaranteed renewable (b).....					
25.3 Non-renewable for stated reasons only (b).....					
25.4 Other accident only.....					
25.5 All other (b).....					
25.6 Totals (Sum of Lines 25.1 to 25.5).....	0	0	0	0	0
26. Totals (Lines 24 + 24.1 + 24.2 + 24.3 + 24.4 + 25.6).....	0	0	0	0	0

NONE

(b) For health business on indicated lines report: Number of persons insured under PPO managed products.....0 and number of persons insured under indemnity only products.....0.

NATIONWIDE LIFE AND ANNUITY INSURANCE COMPANY



DIRECT BUSINESS IN Other Alien # 69 DURING THE YEAR
NAIC Group Code....0140 NAIC Company Code....92657

LIFE INSURANCE

	1	2	3	4	5
	Ordinary	Credit Life (Group and Individual)	Group	Industrial	Total
DIRECT PREMIUMS AND ANNUITY CONSIDERATIONS					
1. Life insurance.....					0
2. Annuity considerations.....					0
3. Deposit-type contract funds.....		XXX		XXX	0
4. Other considerations.....					0
5. Totals (Sum of Lines 1 to 4).....	0	0	0	0	0
DIRECT DIVIDENDS TO POLICYHOLDERS					
Life insurance:					
6.1 Paid in cash or left on deposit.....					0
6.2 Applied to pay renewal premiums.....					0
6.3 Applied to provide paid-up additions or shorten the endowment or premium-paying period.....					0
6.4 Other.....					0
6.5 Totals (Sum of Lines 6.1 to 6.4).....	0	0	0	0	0
Annuities:					
7.1 Paid in cash or left on deposit.....					0
7.2 Applied to provide paid-up annuities.....					0
7.3 Other.....					0
7.4 Totals (Sum of Lines 7.1 to 7.3).....	0	0	0	0	0
8. Grand Totals (Lines 6.5 + 7.4).....	0	0	0	0	0
DIRECT CLAIMS AND BENEFITS PAID					
9. Death benefits.....					0
10. Matured endowments.....					0
11. Annuity benefits.....					0
12. Surrender values and withdrawals for life contracts.....					0
13. Aggregate write-ins for miscellaneous direct claims and benefits paid.....	0	0	0	0	0
14. All other benefits, except accident and health.....					0
15. Totals.....	0	0	0	0	0

NONE

DETAILS OF WRITE-INS					
1301.					0
1302.					0
1303.					0
1398. Summary of remaining write-ins for Line 13 from overflow page.....	0	0	0	0	0
1399. Total (Lines 1301 through 1303 plus 1398)(Line 13 above).....	0	0	0	0	0

	Ordinary		Credit Life (Group and Individual)		Group		Industrial		Total	
	1	2	3	4	5	6	7	8	9	10
	No.	Amount	No. of Ind. Pols. & Gr. Certifs.	Amount	No. of Certifs.	Amount	No.	Amount	No.	Amount
DIRECT DEATH BENEFITS AND MATURED ENDOWMENTS INCURRED										
16. Unpaid December 31, prior year.....									0	0
17. Incurred during current year.....									0	0
Settled during current year:										
18.1 By payment in full.....									0	0
18.2 By payment on compromised claims.....									0	0
18.3 Totals paid.....	0	0	0	0	0	0	0	0	0	0
18.4 Reduction by compromise.....									0	0
18.5 Amount rejected.....									0	0
18.6 Total settlements.....	0	0	0	0	0	0	0	0	0	0
19. Unpaid Dec. 31, current year (Lines 16 + 17 - 18.6).....	0	0	0	0	0	0	0	0	0	0
POLICY EXHIBIT					No. of Pol.					
20. In force December 31, prior year.....				(a).....					0	0
21. Issued during year.....									0	0
22. Other changes to in force (Net).....									0	0
23. In force December 31 of current year.....	0	0	0	(a).....0	0	0	0	0	0	0

NONE

(a) Includes Individual Credit Life Insurance, prior year \$.....0 current year \$.....0.
Includes Group Credit Life Insurance Loans less than or equal to 60 months at issue, prior year \$.....0 current year \$.....0.
Loans greater than 60 months at issue BUT NOT GREATER THAN 120 MONTHS, prior year \$.....0 current year \$.....0.

ACCIDENT AND HEALTH INSURANCE

	1	2	3	4	5
	Direct Premiums	Direct Premiums Earned	Dividends Paid Or Credited on Direct Business	Direct Losses Paid	Direct Losses Incurred
24. Group policies (b).....					
24.1 Federal Employee Health Benefits Plan premium (b).....					
24.2 Credit (group and individual).....					
24.3 Collectively renewable policies (b).....					
24.4 Medicare Title XVIII exempt from state taxes or fees.....					
Other Individual Policies:					
25.1 Non-cancelable (b).....					
25.2 Guaranteed renewable (b).....					
25.3 Non-renewable for stated reasons only (b).....					
25.4 Other accident only.....					
25.5 All other (b).....					
25.6 Totals (Sum of Lines 25.1 to 25.5).....	0	0	0	0	0
26. Totals (Lines 24 + 24.1 + 24.2 + 24.3 + 24.4 + 25.6).....	0	0	0	0	0

NONE

(b) For health business on indicated lines report: Number of persons insured under PPO managed products.....0 and number of persons insured under indemnity only products.....0.



DIRECT BUSINESS IN Other Alien # 70 DURING THE YEAR
NAIC Group Code.....0140 NAIC Company Code.....92657

LIFE INSURANCE

	1	2	3	4	5
	Ordinary	Credit Life (Group and Individual)	Group	Industrial	Total
DIRECT PREMIUMS AND ANNUITY CONSIDERATIONS					
1. Life insurance.....					0
2. Annuity considerations.....					0
3. Deposit-type contract funds.....		XXX		XXX	0
4. Other considerations.....					0
5. Totals (Sum of Lines 1 to 4).....	0	0	0	0	0
DIRECT DIVIDENDS TO POLICYHOLDERS					
Life insurance:					
6.1 Paid in cash or left on deposit.....					0
6.2 Applied to pay renewal premiums.....					0
6.3 Applied to provide paid-up additions or shorten the endowment or premium-paying period.....					0
6.4 Other.....					0
6.5 Totals (Sum of Lines 6.1 to 6.4).....	0	0	0	0	0
Annuities:					
7.1 Paid in cash or left on deposit.....					0
7.2 Applied to provide paid-up annuities.....					0
7.3 Other.....					0
7.4 Totals (Sum of Lines 7.1 to 7.3).....	0	0	0	0	0
8. Grand Totals (Lines 6.5 + 7.4).....	0	0	0	0	0
DIRECT CLAIMS AND BENEFITS PAID					
9. Death benefits.....					0
10. Matured endowments.....					0
11. Annuity benefits.....					0
12. Surrender values and withdrawals for life contracts.....					0
13. Aggregate write-ins for miscellaneous direct claims and benefits paid.....	0	0	0	0	0
14. All other benefits, except accident and health.....					0
15. Totals.....	0	0	0	0	0

NONE

DETAILS OF WRITE-INS					
1301.					0
1302.					0
1303.					0
1398. Summary of remaining write-ins for Line 13 from overflow page.....	0	0	0	0	0
1399. Total (Lines 1301 through 1303 plus 1398)(Line 13 above).....	0	0	0	0	0

	Ordinary		Credit Life (Group and Individual)		Group		Industrial		Total	
	1	2	3	4	5	6	7	8	9	10
	No.	Amount	No. of Ind. Pols. & Gr. Certifs.	Amount	No. of Certifs.	Amount	No.	Amount	No.	Amount
DIRECT DEATH BENEFITS AND MATURED ENDOWMENTS INCURRED										
16. Unpaid December 31, prior year.....									0	0
17. Incurred during current year.....									0	0
Settled during current year:										
18.1 By payment in full.....									0	0
18.2 By payment on compromised claims.....									0	0
18.3 Totals paid.....	0	0	0	0	0	0	0	0	0	0
18.4 Reduction by compromise.....									0	0
18.5 Amount rejected.....									0	0
18.6 Total settlements.....	0	0	0	0	0	0	0	0	0	0
19. Unpaid Dec. 31, current year (Lines 16 + 17 - 18.6).....	0	0	0	0	0	0	0	0	0	0
POLICY EXHIBIT					No. of Pol.					
20. In force December 31, prior year.....				(a).....					0	0
21. Issued during year.....									0	0
22. Other changes to in force (Net).....									0	0
23. In force December 31 of current year.....	0	0	0	(a).....	0	0	0	0	0	0

NONE

(a) Includes Individual Credit Life Insurance, prior year \$.....0 current year \$.....0.
Includes Group Credit Life Insurance Loans less than or equal to 60 months at issue, prior year \$.....0 current year \$.....0.
Loans greater than 60 months at issue BUT NOT GREATER THAN 120 MONTHS, prior year \$.....0 current year \$.....0.

ACCIDENT AND HEALTH INSURANCE

	1	2	3	4	5
	Direct Premiums	Direct Premiums Earned	Dividends Paid Or Credited on Direct Business	Direct Losses Paid	Direct Losses Incurred
24. Group policies (b).....					
24.1 Federal Employee Health Benefits Plan premium (b).....					
24.2 Credit (group and individual).....					
24.3 Collectively renewable policies (b).....					
24.4 Medicare Title XVIII exempt from state taxes or fees.....					
Other Individual Policies:					
25.1 Non-cancelable (b).....					
25.2 Guaranteed renewable (b).....					
25.3 Non-renewable for stated reasons only (b).....					
25.4 Other accident only.....					
25.5 All other (b).....					
25.6 Totals (Sum of Lines 25.1 to 25.5).....	0	0	0	0	0
26. Totals (Lines 24 + 24.1 + 24.2 + 24.3 + 24.4 + 25.6).....	0	0	0	0	0

NONE

(b) For health business on indicated lines report: Number of persons insured under PPO managed products.....0 and number of persons insured under indemnity only products.....0.



DIRECT BUSINESS IN Other Alien # 71 DURING THE YEAR
NAIC Group Code....0140 NAIC Company Code....92657

LIFE INSURANCE

	1	2	3	4	5
	Ordinary	Credit Life (Group and Individual)	Group	Industrial	Total
DIRECT PREMIUMS AND ANNUITY CONSIDERATIONS					
1. Life insurance.....					0
2. Annuity considerations.....					0
3. Deposit-type contract funds.....		XXX		XXX	0
4. Other considerations.....					0
5. Totals (Sum of Lines 1 to 4).....	0	0	0	0	0
DIRECT DIVIDENDS TO POLICYHOLDERS					
Life insurance:					
6.1 Paid in cash or left on deposit.....					0
6.2 Applied to pay renewal premiums.....					0
6.3 Applied to provide paid-up additions or shorten the endowment or premium-paying period.....					0
6.4 Other.....					0
6.5 Totals (Sum of Lines 6.1 to 6.4).....	0	0	0	0	0
Annuities:					
7.1 Paid in cash or left on deposit.....					0
7.2 Applied to provide paid-up annuities.....					0
7.3 Other.....					0
7.4 Totals (Sum of Lines 7.1 to 7.3).....	0	0	0	0	0
8. Grand Totals (Lines 6.5 + 7.4).....	0	0	0	0	0
DIRECT CLAIMS AND BENEFITS PAID					
9. Death benefits.....					0
10. Matured endowments.....					0
11. Annuity benefits.....					0
12. Surrender values and withdrawals for life contracts.....					0
13. Aggregate write-ins for miscellaneous direct claims and benefits paid.....	0	0	0	0	0
14. All other benefits, except accident and health.....					0
15. Totals.....	0	0	0	0	0

NONE

DETAILS OF WRITE-INS					
1301.					0
1302.					0
1303.					0
1398. Summary of remaining write-ins for Line 13 from overflow page.....	0	0	0	0	0
1399. Total (Lines 1301 through 1303 plus 1398)(Line 13 above).....	0	0	0	0	0

	Ordinary		Credit Life (Group and Individual)		Group		Industrial		Total	
	1	2	3	4	5	6	7	8	9	10
	No.	Amount	No. of Ind. Pols. & Gr. Certifs.	Amount	No. of Certifs.	Amount	No.	Amount	No.	Amount
DIRECT DEATH BENEFITS AND MATURED ENDOWMENTS INCURRED										
16. Unpaid December 31, prior year.....									0	0
17. Incurred during current year.....									0	0
Settled during current year:										
18.1 By payment in full.....									0	0
18.2 By payment on compromised claims.....									0	0
18.3 Totals paid.....	0	0	0	0	0	0	0	0	0	0
18.4 Reduction by compromise.....									0	0
18.5 Amount rejected.....									0	0
18.6 Total settlements.....	0	0	0	0	0	0	0	0	0	0
19. Unpaid Dec. 31, current year (Lines 16 + 17 - 18.6).....	0	0	0	0	0	0	0	0	0	0
POLICY EXHIBIT					No. of Pol.					
20. In force December 31, prior year.....				(a).....					0	0
21. Issued during year.....									0	0
22. Other changes to in force (Net).....									0	0
23. In force December 31 of current year.....	0	0	0	(a).....	0	0	0	0	0	0

NONE

(a) Includes Individual Credit Life Insurance, prior year \$.....0 current year \$.....0.
Includes Group Credit Life Insurance Loans less than or equal to 60 months at issue, prior year \$.....0 current year \$.....0.
Loans greater than 60 months at issue BUT NOT GREATER THAN 120 MONTHS, prior year \$.....0 current year \$.....0.

ACCIDENT AND HEALTH INSURANCE

	1	2	3	4	5
	Direct Premiums	Direct Premiums Earned	Dividends Paid Or Credited on Direct Business	Direct Losses Paid	Direct Losses Incurred
24. Group policies (b).....					
24.1 Federal Employee Health Benefits Plan premium (b).....					
24.2 Credit (group and individual).....					
24.3 Collectively renewable policies (b).....					
24.4 Medicare Title XVIII exempt from state taxes or fees.....					
Other Individual Policies:					
25.1 Non-cancelable (b).....					
25.2 Guaranteed renewable (b).....					
25.3 Non-renewable for stated reasons only (b).....					
25.4 Other accident only.....					
25.5 All other (b).....					
25.6 Totals (Sum of Lines 25.1 to 25.5).....	0	0	0	0	0
26. Totals (Lines 24 + 24.1 + 24.2 + 24.3 + 24.4 + 25.6).....	0	0	0	0	0

NONE

(b) For health business on indicated lines report: Number of persons insured under PPO managed products.....0 and number of persons insured under indemnity only products.....0.



DIRECT BUSINESS IN Other Alien # 72 DURING THE YEAR
NAIC Group Code.....0140 NAIC Company Code.....92657

LIFE INSURANCE

	1	2	3	4	5
	Ordinary	Credit Life (Group and Individual)	Group	Industrial	Total
DIRECT PREMIUMS AND ANNUITY CONSIDERATIONS					
1. Life insurance.....					0
2. Annuity considerations.....					0
3. Deposit-type contract funds.....		XXX		XXX	0
4. Other considerations.....					0
5. Totals (Sum of Lines 1 to 4).....	0	0	0	0	0
DIRECT DIVIDENDS TO POLICYHOLDERS					
Life insurance:					
6.1 Paid in cash or left on deposit.....					0
6.2 Applied to pay renewal premiums.....					0
6.3 Applied to provide paid-up additions or shorten the endowment or premium-paying period.....					0
6.4 Other.....					0
6.5 Totals (Sum of Lines 6.1 to 6.4).....	0	0	0	0	0
Annuities:					
7.1 Paid in cash or left on deposit.....					0
7.2 Applied to provide paid-up annuities.....					0
7.3 Other.....					0
7.4 Totals (Sum of Lines 7.1 to 7.3).....	0	0	0	0	0
8. Grand Totals (Lines 6.5 + 7.4).....	0	0	0	0	0
DIRECT CLAIMS AND BENEFITS PAID					
9. Death benefits.....					0
10. Matured endowments.....					0
11. Annuity benefits.....					0
12. Surrender values and withdrawals for life contracts.....					0
13. Aggregate write-ins for miscellaneous direct claims and benefits paid.....	0	0	0	0	0
14. All other benefits, except accident and health.....					0
15. Totals.....	0	0	0	0	0

NONE

DETAILS OF WRITE-INS					
1301.					0
1302.					0
1303.					0
1398. Summary of remaining write-ins for Line 13 from overflow page.....	0	0	0	0	0
1399. Total (Lines 1301 through 1303 plus 1398)(Line 13 above).....	0	0	0	0	0

	Ordinary		Credit Life (Group and Individual)		Group		Industrial		Total	
	1	2	3	4	5	6	7	8	9	10
	No.	Amount	No. of Ind. Pols. & Gr. Certifs.	Amount	No. of Certifs.	Amount	No.	Amount	No.	Amount
DIRECT DEATH BENEFITS AND MATURED ENDOWMENTS INCURRED										
16. Unpaid December 31, prior year.....									0	0
17. Incurred during current year.....									0	0
Settled during current year:										
18.1 By payment in full.....									0	0
18.2 By payment on compromised claims.....									0	0
18.3 Totals paid.....	0	0	0	0	0	0	0	0	0	0
18.4 Reduction by compromise.....									0	0
18.5 Amount rejected.....									0	0
18.6 Total settlements.....	0	0	0	0	0	0	0	0	0	0
19. Unpaid Dec. 31, current year (Lines 16 + 17 - 18.6).....	0	0	0	0	0	0	0	0	0	0
POLICY EXHIBIT					No. of Pol.					
20. In force December 31, prior year.....				(a).....					0	0
21. Issued during year.....									0	0
22. Other changes to in force (Net).....									0	0
23. In force December 31 of current year.....	0	0	0	(a).....	0	0	0	0	0	0

NONE

(a) Includes Individual Credit Life Insurance, prior year \$.....0 current year \$.....0.
Includes Group Credit Life Insurance Loans less than or equal to 60 months at issue, prior year \$.....0 current year \$.....0.
Loans greater than 60 months at issue BUT NOT GREATER THAN 120 MONTHS, prior year \$.....0 current year \$.....0.

ACCIDENT AND HEALTH INSURANCE

	1	2	3	4	5
	Direct Premiums	Direct Premiums Earned	Dividends Paid Or Credited on Direct Business	Direct Losses Paid	Direct Losses Incurred
24. Group policies (b).....					
24.1 Federal Employee Health Benefits Plan premium (b).....					
24.2 Credit (group and individual).....					
24.3 Collectively renewable policies (b).....					
24.4 Medicare Title XVIII exempt from state taxes or fees.....					
Other Individual Policies:					
25.1 Non-cancelable (b).....					
25.2 Guaranteed renewable (b).....					
25.3 Non-renewable for stated reasons only (b).....					
25.4 Other accident only.....					
25.5 All other (b).....					
25.6 Totals (Sum of Lines 25.1 to 25.5).....	0	0	0	0	0
26. Totals (Lines 24 + 24.1 + 24.2 + 24.3 + 24.4 + 25.6).....	0	0	0	0	0

NONE

(b) For health business on indicated lines report: Number of persons insured under PPO managed products.....0 and number of persons insured under indemnity only products.....0.



DIRECT BUSINESS IN Other Alien # 73 DURING THE YEAR
NAIC Group Code.....0140 NAIC Company Code.....92657

LIFE INSURANCE

	1	2	3	4	5
	Ordinary	Credit Life (Group and Individual)	Group	Industrial	Total
DIRECT PREMIUMS AND ANNUITY CONSIDERATIONS					
1. Life insurance.....					0
2. Annuity considerations.....					0
3. Deposit-type contract funds.....		XXX		XXX	0
4. Other considerations.....					0
5. Totals (Sum of Lines 1 to 4).....	0	0	0	0	0
DIRECT DIVIDENDS TO POLICYHOLDERS					
Life insurance:					
6.1 Paid in cash or left on deposit.....					0
6.2 Applied to pay renewal premiums.....					0
6.3 Applied to provide paid-up additions or shorten the endowment or premium-paying period.....					0
6.4 Other.....					0
6.5 Totals (Sum of Lines 6.1 to 6.4).....	0	0	0	0	0
Annuities:					
7.1 Paid in cash or left on deposit.....					0
7.2 Applied to provide paid-up annuities.....					0
7.3 Other.....					0
7.4 Totals (Sum of Lines 7.1 to 7.3).....	0	0	0	0	0
8. Grand Totals (Lines 6.5 + 7.4).....	0	0	0	0	0
DIRECT CLAIMS AND BENEFITS PAID					
9. Death benefits.....					0
10. Matured endowments.....					0
11. Annuity benefits.....					0
12. Surrender values and withdrawals for life contracts.....					0
13. Aggregate write-ins for miscellaneous direct claims and benefits paid.....	0	0	0	0	0
14. All other benefits, except accident and health.....					0
15. Totals.....	0	0	0	0	0

NONE

DETAILS OF WRITE-INS					
1301.					0
1302.					0
1303.					0
1398. Summary of remaining write-ins for Line 13 from overflow page.....	0	0	0	0	0
1399. Total (Lines 1301 through 1303 plus 1398)(Line 13 above).....	0	0	0	0	0

	Ordinary		Credit Life (Group and Individual)		Group		Industrial		Total	
	1	2	3	4	5	6	7	8	9	10
	No.	Amount	No. of Ind. Pols. & Gr. Certifs.	Amount	No. of Certifs.	Amount	No.	Amount	No.	Amount
DIRECT DEATH BENEFITS AND MATURED ENDOWMENTS INCURRED										
16. Unpaid December 31, prior year.....									0	0
17. Incurred during current year.....									0	0
Settled during current year:										
18.1 By payment in full.....									0	0
18.2 By payment on compromised claims.....									0	0
18.3 Totals paid.....	0	0	0	0	0	0	0	0	0	0
18.4 Reduction by compromise.....									0	0
18.5 Amount rejected.....									0	0
18.6 Total settlements.....	0	0	0	0	0	0	0	0	0	0
19. Unpaid Dec. 31, current year (Lines 16 + 17 - 18.6).....	0	0	0	0	0	0	0	0	0	0
POLICY EXHIBIT					No. of Pol.					
20. In force December 31, prior year.....				(a).....					0	0
21. Issued during year.....									0	0
22. Other changes to in force (Net).....									0	0
23. In force December 31 of current year.....	0	0	0	(a).....	0	0	0	0	0	0

NONE

(a) Includes Individual Credit Life Insurance, prior year \$.....0 current year \$.....0.
Includes Group Credit Life Insurance Loans less than or equal to 60 months at issue, prior year \$.....0 current year \$.....0.
Loans greater than 60 months at issue BUT NOT GREATER THAN 120 MONTHS, prior year \$.....0 current year \$.....0.

ACCIDENT AND HEALTH INSURANCE

	1	2	3	4	5
	Direct Premiums	Direct Premiums Earned	Dividends Paid Or Credited on Direct Business	Direct Losses Paid	Direct Losses Incurred
24. Group policies (b).....					
24.1 Federal Employee Health Benefits Plan premium (b).....					
24.2 Credit (group and individual).....					
24.3 Collectively renewable policies (b).....					
24.4 Medicare Title XVIII exempt from state taxes or fees.....					
Other Individual Policies:					
25.1 Non-cancelable (b).....					
25.2 Guaranteed renewable (b).....					
25.3 Non-renewable for stated reasons only (b).....					
25.4 Other accident only.....					
25.5 All other (b).....					
25.6 Totals (Sum of Lines 25.1 to 25.5).....	0	0	0	0	0
26. Totals (Lines 24 + 24.1 + 24.2 + 24.3 + 24.4 + 25.6).....	0	0	0	0	0

NONE

(b) For health business on indicated lines report: Number of persons insured under PPO managed products.....0 and number of persons insured under indemnity only products.....0.



DIRECT BUSINESS IN Other Alien # 74 DURING THE YEAR
NAIC Group Code.....0140 NAIC Company Code.....92657

LIFE INSURANCE

	1	2	3	4	5
	Ordinary	Credit Life (Group and Individual)	Group	Industrial	Total
DIRECT PREMIUMS AND ANNUITY CONSIDERATIONS					
1. Life insurance.....					0
2. Annuity considerations.....					0
3. Deposit-type contract funds.....		XXX		XXX	0
4. Other considerations.....					0
5. Totals (Sum of Lines 1 to 4).....	0	0	0	0	0
DIRECT DIVIDENDS TO POLICYHOLDERS					
Life insurance:					
6.1 Paid in cash or left on deposit.....					0
6.2 Applied to pay renewal premiums.....					0
6.3 Applied to provide paid-up additions or shorten the endowment or premium-paying period.....					0
6.4 Other.....					0
6.5 Totals (Sum of Lines 6.1 to 6.4).....	0	0	0	0	0
Annuities:					
7.1 Paid in cash or left on deposit.....					0
7.2 Applied to provide paid-up annuities.....					0
7.3 Other.....					0
7.4 Totals (Sum of Lines 7.1 to 7.3).....	0	0	0	0	0
8. Grand Totals (Lines 6.5 + 7.4).....	0	0	0	0	0
DIRECT CLAIMS AND BENEFITS PAID					
9. Death benefits.....					0
10. Matured endowments.....					0
11. Annuity benefits.....					0
12. Surrender values and withdrawals for life contracts.....					0
13. Aggregate write-ins for miscellaneous direct claims and benefits paid.....	0	0	0	0	0
14. All other benefits, except accident and health.....					0
15. Totals.....	0	0	0	0	0

NONE

DETAILS OF WRITE-INS					
1301.					0
1302.					0
1303.					0
1398. Summary of remaining write-ins for Line 13 from overflow page.....	0	0	0	0	0
1399. Total (Lines 1301 through 1303 plus 1398)(Line 13 above).....	0	0	0	0	0

	Ordinary		Credit Life (Group and Individual)		Group		Industrial		Total	
	1	2	3	4	5	6	7	8	9	10
	No.	Amount	No. of Ind. Pols. & Gr. Certifs.	Amount	No. of Certifs.	Amount	No.	Amount	No.	Amount
DIRECT DEATH BENEFITS AND MATURED ENDOWMENTS INCURRED										
16. Unpaid December 31, prior year.....									0	0
17. Incurred during current year.....									0	0
Settled during current year:										
18.1 By payment in full.....									0	0
18.2 By payment on compromised claims.....									0	0
18.3 Totals paid.....	0	0	0	0	0	0	0	0	0	0
18.4 Reduction by compromise.....									0	0
18.5 Amount rejected.....									0	0
18.6 Total settlements.....	0	0	0	0	0	0	0	0	0	0
19. Unpaid Dec. 31, current year (Lines 16 + 17 - 18.6).....	0	0	0	0	0	0	0	0	0	0
POLICY EXHIBIT					No. of Pol.					
20. In force December 31, prior year.....				(a).....					0	0
21. Issued during year.....									0	0
22. Other changes to in force (Net).....									0	0
23. In force December 31 of current year.....	0	0	0	(a).....	0	0	0	0	0	0

NONE

(a) Includes Individual Credit Life Insurance, prior year \$.....0 current year \$.....0.
Includes Group Credit Life Insurance Loans less than or equal to 60 months at issue, prior year \$.....0 current year \$.....0.
Loans greater than 60 months at issue BUT NOT GREATER THAN 120 MONTHS, prior year \$.....0 current year \$.....0.

ACCIDENT AND HEALTH INSURANCE

	1	2	3	4	5
	Direct Premiums	Direct Premiums Earned	Dividends Paid Or Credited on Direct Business	Direct Losses Paid	Direct Losses Incurred
24. Group policies (b).....					
24.1 Federal Employee Health Benefits Plan premium (b).....					
24.2 Credit (group and individual).....					
24.3 Collectively renewable policies (b).....					
24.4 Medicare Title XVIII exempt from state taxes or fees.....					
Other Individual Policies:					
25.1 Non-cancelable (b).....					
25.2 Guaranteed renewable (b).....					
25.3 Non-renewable for stated reasons only (b).....					
25.4 Other accident only.....					
25.5 All other (b).....					
25.6 Totals (Sum of Lines 25.1 to 25.5).....	0	0	0	0	0
26. Totals (Lines 24 + 24.1 + 24.2 + 24.3 + 24.4 + 25.6).....	0	0	0	0	0

NONE

(b) For health business on indicated lines report: Number of persons insured under PPO managed products.....0 and number of persons insured under indemnity only products.....0.



DIRECT BUSINESS IN Other Alien # 75 DURING THE YEAR
NAIC Group Code....0140 NAIC Company Code....92657

LIFE INSURANCE

	1	2	3	4	5
	Ordinary	Credit Life (Group and Individual)	Group	Industrial	Total
DIRECT PREMIUMS AND ANNUITY CONSIDERATIONS					
1. Life insurance.....					0
2. Annuity considerations.....					0
3. Deposit-type contract funds.....		XXX		XXX	0
4. Other considerations.....					0
5. Totals (Sum of Lines 1 to 4).....	0	0	0	0	0
DIRECT DIVIDENDS TO POLICYHOLDERS					
Life insurance:					
6.1 Paid in cash or left on deposit.....					0
6.2 Applied to pay renewal premiums.....					0
6.3 Applied to provide paid-up additions or shorten the endowment or premium-paying period.....					0
6.4 Other.....					0
6.5 Totals (Sum of Lines 6.1 to 6.4).....	0	0	0	0	0
Annuities:					
7.1 Paid in cash or left on deposit.....					0
7.2 Applied to provide paid-up annuities.....					0
7.3 Other.....					0
7.4 Totals (Sum of Lines 7.1 to 7.3).....	0	0	0	0	0
8. Grand Totals (Lines 6.5 + 7.4).....	0	0	0	0	0
DIRECT CLAIMS AND BENEFITS PAID					
9. Death benefits.....					0
10. Matured endowments.....					0
11. Annuity benefits.....					0
12. Surrender values and withdrawals for life contracts.....					0
13. Aggregate write-ins for miscellaneous direct claims and benefits paid.....	0	0	0	0	0
14. All other benefits, except accident and health.....					0
15. Totals.....	0	0	0	0	0

NONE

DETAILS OF WRITE-INS					
1301.					0
1302.					0
1303.					0
1398. Summary of remaining write-ins for Line 13 from overflow page.....	0	0	0	0	0
1399. Total (Lines 1301 through 1303 plus 1398)(Line 13 above).....	0	0	0	0	0

	Ordinary		Credit Life (Group and Individual)		Group		Industrial		Total	
	1	2	3	4	5	6	7	8	9	10
	No.	Amount	No. of Ind. Pols. & Gr. Certifs.	Amount	No. of Certifs.	Amount	No.	Amount	No.	Amount
DIRECT DEATH BENEFITS AND MATURED ENDOWMENTS INCURRED										
16. Unpaid December 31, prior year.....									0	0
17. Incurred during current year.....									0	0
Settled during current year:										
18.1 By payment in full.....									0	0
18.2 By payment on compromised claims.....									0	0
18.3 Totals paid.....	0	0	0	0	0	0	0	0	0	0
18.4 Reduction by compromise.....									0	0
18.5 Amount rejected.....									0	0
18.6 Total settlements.....	0	0	0	0	0	0	0	0	0	0
19. Unpaid Dec. 31, current year (Lines 16 + 17 - 18.6).....	0	0	0	0	0	0	0	0	0	0
POLICY EXHIBIT					No. of Pol.					
20. In force December 31, prior year.....				(a).....					0	0
21. Issued during year.....									0	0
22. Other changes to in force (Net).....									0	0
23. In force December 31 of current year.....	0	0	0	(a).....	0	0	0	0	0	0

NONE

(a) Includes Individual Credit Life Insurance, prior year \$.....0 current year \$.....0.
Includes Group Credit Life Insurance Loans less than or equal to 60 months at issue, prior year \$.....0 current year \$.....0.
Loans greater than 60 months at issue BUT NOT GREATER THAN 120 MONTHS, prior year \$.....0 current year \$.....0.

ACCIDENT AND HEALTH INSURANCE

	1	2	3	4	5
	Direct Premiums	Direct Premiums Earned	Dividends Paid Or Credited on Direct Business	Direct Losses Paid	Direct Losses Incurred
24. Group policies (b).....					
24.1 Federal Employee Health Benefits Plan premium (b).....					
24.2 Credit (group and individual).....					
24.3 Collectively renewable policies (b).....					
24.4 Medicare Title XVIII exempt from state taxes or fees.....					
Other Individual Policies:					
25.1 Non-cancelable (b).....					
25.2 Guaranteed renewable (b).....					
25.3 Non-renewable for stated reasons only (b).....					
25.4 Other accident only.....					
25.5 All other (b).....					
25.6 Totals (Sum of Lines 25.1 to 25.5).....	0	0	0	0	0
26. Totals (Lines 24 + 24.1 + 24.2 + 24.3 + 24.4 + 25.6).....	0	0	0	0	0

NONE

(b) For health business on indicated lines report: Number of persons insured under PPO managed products.....0 and number of persons insured under indemnity only products.....0.



DIRECT BUSINESS IN Other Alien # 76 DURING THE YEAR
NAIC Group Code....0140 NAIC Company Code....92657

LIFE INSURANCE

	1	2	3	4	5
	Ordinary	Credit Life (Group and Individual)	Group	Industrial	Total
DIRECT PREMIUMS AND ANNUITY CONSIDERATIONS					
1. Life insurance.....					0
2. Annuity considerations.....					0
3. Deposit-type contract funds.....		XXX		XXX	0
4. Other considerations.....					0
5. Totals (Sum of Lines 1 to 4).....	0	0	0	0	0
DIRECT DIVIDENDS TO POLICYHOLDERS					
Life insurance:					
6.1 Paid in cash or left on deposit.....					0
6.2 Applied to pay renewal premiums.....					0
6.3 Applied to provide paid-up additions or shorten the endowment or premium-paying period.....					0
6.4 Other.....					0
6.5 Totals (Sum of Lines 6.1 to 6.4).....	0	0	0	0	0
Annuities:					
7.1 Paid in cash or left on deposit.....					0
7.2 Applied to provide paid-up annuities.....					0
7.3 Other.....					0
7.4 Totals (Sum of Lines 7.1 to 7.3).....	0	0	0	0	0
8. Grand Totals (Lines 6.5 + 7.4).....	0	0	0	0	0
DIRECT CLAIMS AND BENEFITS PAID					
9. Death benefits.....					0
10. Matured endowments.....					0
11. Annuity benefits.....					0
12. Surrender values and withdrawals for life contracts.....					0
13. Aggregate write-ins for miscellaneous direct claims and benefits paid.....	0	0	0	0	0
14. All other benefits, except accident and health.....					0
15. Totals.....	0	0	0	0	0

NONE

DETAILS OF WRITE-INS					
1301.					0
1302.					0
1303.					0
1398. Summary of remaining write-ins for Line 13 from overflow page.....	0	0	0	0	0
1399. Total (Lines 1301 through 1303 plus 1398)(Line 13 above).....	0	0	0	0	0

	Ordinary		Credit Life (Group and Individual)		Group		Industrial		Total	
	1	2	3	4	5	6	7	8	9	10
	No.	Amount	No. of Ind. Pols. & Gr. Certifs.	Amount	No. of Certifs.	Amount	No.	Amount	No.	Amount
DIRECT DEATH BENEFITS AND MATURED ENDOWMENTS INCURRED										
16. Unpaid December 31, prior year.....									0	0
17. Incurred during current year.....									0	0
Settled during current year:										
18.1 By payment in full.....									0	0
18.2 By payment on compromised claims.....									0	0
18.3 Totals paid.....	0	0	0	0	0	0	0	0	0	0
18.4 Reduction by compromise.....									0	0
18.5 Amount rejected.....									0	0
18.6 Total settlements.....	0	0	0	0	0	0	0	0	0	0
19. Unpaid Dec. 31, current year (Lines 16 + 17 - 18.6).....	0	0	0	0	0	0	0	0	0	0
POLICY EXHIBIT					No. of Pol.					
20. In force December 31, prior year.....				(a).....					0	0
21. Issued during year.....									0	0
22. Other changes to in force (Net).....									0	0
23. In force December 31 of current year.....	0	0	0	(a).....	0	0	0	0	0	0

NONE

(a) Includes Individual Credit Life Insurance, prior year \$.....0 current year \$.....0.
Includes Group Credit Life Insurance Loans less than or equal to 60 months at issue, prior year \$.....0 current year \$.....0.
Loans greater than 60 months at issue BUT NOT GREATER THAN 120 MONTHS, prior year \$.....0 current year \$.....0.

ACCIDENT AND HEALTH INSURANCE

	1	2	3	4	5
	Direct Premiums	Direct Premiums Earned	Dividends Paid Or Credited on Direct Business	Direct Losses Paid	Direct Losses Incurred
24. Group policies (b).....					
24.1 Federal Employee Health Benefits Plan premium (b).....					
24.2 Credit (group and individual).....					
24.3 Collectively renewable policies (b).....					
24.4 Medicare Title XVIII exempt from state taxes or fees.....					
Other Individual Policies:					
25.1 Non-cancelable (b).....					
25.2 Guaranteed renewable (b).....					
25.3 Non-renewable for stated reasons only (b).....					
25.4 Other accident only.....					
25.5 All other (b).....					
25.6 Totals (Sum of Lines 25.1 to 25.5).....	0	0	0	0	0
26. Totals (Lines 24 + 24.1 + 24.2 + 24.3 + 24.4 + 25.6).....	0	0	0	0	0

NONE

(b) For health business on indicated lines report: Number of persons insured under PPO managed products....0 and number of persons insured under indemnity only products....0.

NATIONWIDE LIFE AND ANNUITY INSURANCE COMPANY



DIRECT BUSINESS IN Other Alien # 77 DURING THE YEAR
NAIC Group Code.....0140 NAIC Company Code.....92657

LIFE INSURANCE

	1	2	3	4	5
	Ordinary	Credit Life (Group and Individual)	Group	Industrial	Total
DIRECT PREMIUMS AND ANNUITY CONSIDERATIONS					
1. Life insurance.....					0
2. Annuity considerations.....					0
3. Deposit-type contract funds.....		XXX		XXX	0
4. Other considerations.....					0
5. Totals (Sum of Lines 1 to 4).....	0	0	0	0	0
DIRECT DIVIDENDS TO POLICYHOLDERS					
Life insurance:					
6.1 Paid in cash or left on deposit.....					0
6.2 Applied to pay renewal premiums.....					0
6.3 Applied to provide paid-up additions or shorten the endowment or premium-paying period.....					0
6.4 Other.....					0
6.5 Totals (Sum of Lines 6.1 to 6.4).....	0	0	0	0	0
Annuities:					
7.1 Paid in cash or left on deposit.....					0
7.2 Applied to provide paid-up annuities.....					0
7.3 Other.....					0
7.4 Totals (Sum of Lines 7.1 to 7.3).....	0	0	0	0	0
8. Grand Totals (Lines 6.5 + 7.4).....	0	0	0	0	0
DIRECT CLAIMS AND BENEFITS PAID					
9. Death benefits.....					0
10. Matured endowments.....					0
11. Annuity benefits.....					0
12. Surrender values and withdrawals for life contracts.....					0
13. Aggregate write-ins for miscellaneous direct claims and benefits paid.....	0	0	0	0	0
14. All other benefits, except accident and health.....					0
15. Totals.....	0	0	0	0	0

NONE

DETAILS OF WRITE-INS					
1301.					0
1302.					0
1303.					0
1398. Summary of remaining write-ins for Line 13 from overflow page.....	0	0	0	0	0
1399. Total (Lines 1301 through 1303 plus 1398)(Line 13 above).....	0	0	0	0	0

	Ordinary		Credit Life (Group and Individual)		Group		Industrial		Total	
	1	2	3	4	5	6	7	8	9	10
	No.	Amount	No. of Ind. Pols. & Gr. Certifs.	Amount	No. of Certifs.	Amount	No.	Amount	No.	Amount
DIRECT DEATH BENEFITS AND MATURED ENDOWMENTS INCURRED										
16. Unpaid December 31, prior year.....									0	0
17. Incurred during current year.....									0	0
Settled during current year:										
18.1 By payment in full.....									0	0
18.2 By payment on compromised claims.....									0	0
18.3 Totals paid.....	0	0	0	0	0	0	0	0	0	0
18.4 Reduction by compromise.....									0	0
18.5 Amount rejected.....									0	0
18.6 Total settlements.....	0	0	0	0	0	0	0	0	0	0
19. Unpaid Dec. 31, current year (Lines 16 + 17 - 18.6).....	0	0	0	0	0	0	0	0	0	0
POLICY EXHIBIT					No. of Pol.					
20. In force December 31, prior year.....				(a).....					0	0
21. Issued during year.....									0	0
22. Other changes to in force (Net).....									0	0
23. In force December 31 of current year.....	0	0	0	(a).....	0	0	0	0	0	0

NONE

(a) Includes Individual Credit Life Insurance, prior year \$.....0 current year \$.....0.
Includes Group Credit Life Insurance Loans less than or equal to 60 months at issue, prior year \$.....0 current year \$.....0.
Loans greater than 60 months at issue BUT NOT GREATER THAN 120 MONTHS, prior year \$.....0 current year \$.....0.

ACCIDENT AND HEALTH INSURANCE

	1	2	3	4	5
	Direct Premiums	Direct Premiums Earned	Dividends Paid Or Credited on Direct Business	Direct Losses Paid	Direct Losses Incurred
24. Group policies (b).....					
24.1 Federal Employee Health Benefits Plan premium (b).....					
24.2 Credit (group and individual).....					
24.3 Collectively renewable policies (b).....					
24.4 Medicare Title XVIII exempt from state taxes or fees.....					
Other Individual Policies:					
25.1 Non-cancelable (b).....					
25.2 Guaranteed renewable (b).....					
25.3 Non-renewable for stated reasons only (b).....					
25.4 Other accident only.....					
25.5 All other (b).....					
25.6 Totals (Sum of Lines 25.1 to 25.5).....	0	0	0	0	0
26. Totals (Lines 24 + 24.1 + 24.2 + 24.3 + 24.4 + 25.6).....	0	0	0	0	0

NONE

(b) For health business on indicated lines report: Number of persons insured under PPO managed products.....0 and number of persons insured under indemnity only products.....0.



DIRECT BUSINESS IN Other Alien # 78 DURING THE YEAR
NAIC Group Code....0140 NAIC Company Code....92657

LIFE INSURANCE

	1	2	3	4	5
	Ordinary	Credit Life (Group and Individual)	Group	Industrial	Total
DIRECT PREMIUMS AND ANNUITY CONSIDERATIONS					
1. Life insurance.....					0
2. Annuity considerations.....					0
3. Deposit-type contract funds.....		XXX		XXX	0
4. Other considerations.....					0
5. Totals (Sum of Lines 1 to 4).....	0	0	0	0	0
DIRECT DIVIDENDS TO POLICYHOLDERS					
Life insurance:					
6.1 Paid in cash or left on deposit.....					0
6.2 Applied to pay renewal premiums.....					0
6.3 Applied to provide paid-up additions or shorten the endowment or premium-paying period.....					0
6.4 Other.....					0
6.5 Totals (Sum of Lines 6.1 to 6.4).....	0	0	0	0	0
Annuities:					
7.1 Paid in cash or left on deposit.....					0
7.2 Applied to provide paid-up annuities.....					0
7.3 Other.....					0
7.4 Totals (Sum of Lines 7.1 to 7.3).....	0	0	0	0	0
8. Grand Totals (Lines 6.5 + 7.4).....	0	0	0	0	0
DIRECT CLAIMS AND BENEFITS PAID					
9. Death benefits.....					0
10. Matured endowments.....					0
11. Annuity benefits.....					0
12. Surrender values and withdrawals for life contracts.....					0
13. Aggregate write-ins for miscellaneous direct claims and benefits paid.....	0	0	0	0	0
14. All other benefits, except accident and health.....					0
15. Totals.....	0	0	0	0	0

NONE

DETAILS OF WRITE-INS					
1301.					0
1302.					0
1303.					0
1398. Summary of remaining write-ins for Line 13 from overflow page.....	0	0	0	0	0
1399. Total (Lines 1301 through 1303 plus 1398)(Line 13 above).....	0	0	0	0	0

	Ordinary		Credit Life (Group and Individual)		Group		Industrial		Total	
	1	2	3	4	5	6	7	8	9	10
	No.	Amount	No. of Ind. Pols. & Gr. Certifs.	Amount	No. of Certifs.	Amount	No.	Amount	No.	Amount
DIRECT DEATH BENEFITS AND MATURED ENDOWMENTS INCURRED										
16. Unpaid December 31, prior year.....									0	0
17. Incurred during current year.....									0	0
Settled during current year:										
18.1 By payment in full.....									0	0
18.2 By payment on compromised claims.....									0	0
18.3 Totals paid.....	0	0	0	0	0	0	0	0	0	0
18.4 Reduction by compromise.....									0	0
18.5 Amount rejected.....									0	0
18.6 Total settlements.....	0	0	0	0	0	0	0	0	0	0
19. Unpaid Dec. 31, current year (Lines 16 + 17 - 18.6).....	0	0	0	0	0	0	0	0	0	0
POLICY EXHIBIT					No. of Pol.					
20. In force December 31, prior year.....				(a).....					0	0
21. Issued during year.....									0	0
22. Other changes to in force (Net).....									0	0
23. In force December 31 of current year.....	0	0	0	(a).....0	0	0	0	0	0	0

NONE

(a) Includes Individual Credit Life Insurance, prior year \$.....0 current year \$.....0.
Includes Group Credit Life Insurance Loans less than or equal to 60 months at issue, prior year \$.....0 current year \$.....0.
Loans greater than 60 months at issue BUT NOT GREATER THAN 120 MONTHS, prior year \$.....0 current year \$.....0.

ACCIDENT AND HEALTH INSURANCE

	1	2	3	4	5
	Direct Premiums	Direct Premiums Earned	Dividends Paid Or Credited on Direct Business	Direct Losses Paid	Direct Losses Incurred
24. Group policies (b).....					
24.1 Federal Employee Health Benefits Plan premium (b).....					
24.2 Credit (group and individual).....					
24.3 Collectively renewable policies (b).....					
24.4 Medicare Title XVIII exempt from state taxes or fees.....					
Other Individual Policies:					
25.1 Non-cancelable (b).....					
25.2 Guaranteed renewable (b).....					
25.3 Non-renewable for stated reasons only (b).....					
25.4 Other accident only.....					
25.5 All other (b).....					
25.6 Totals (Sum of Lines 25.1 to 25.5).....	0	0	0	0	0
26. Totals (Lines 24 + 24.1 + 24.2 + 24.3 + 24.4 + 25.6).....	0	0	0	0	0

NONE

(b) For health business on indicated lines report: Number of persons insured under PPO managed products.....0 and number of persons insured under indemnity only products.....0.

NATIONWIDE LIFE AND ANNUITY INSURANCE COMPANY



DIRECT BUSINESS IN Other Alien # 79 DURING THE YEAR
NAIC Group Code.....0140 NAIC Company Code.....92657

LIFE INSURANCE

	1	2	3	4	5
	Ordinary	Credit Life (Group and Individual)	Group	Industrial	Total
DIRECT PREMIUMS AND ANNUITY CONSIDERATIONS					
1. Life insurance.....					0
2. Annuity considerations.....					0
3. Deposit-type contract funds.....		XXX		XXX	0
4. Other considerations.....					0
5. Totals (Sum of Lines 1 to 4).....	0	0	0	0	0
DIRECT DIVIDENDS TO POLICYHOLDERS					
Life insurance:					
6.1 Paid in cash or left on deposit.....					0
6.2 Applied to pay renewal premiums.....					0
6.3 Applied to provide paid-up additions or shorten the endowment or premium-paying period.....					0
6.4 Other.....					0
6.5 Totals (Sum of Lines 6.1 to 6.4).....	0	0	0	0	0
Annuities:					
7.1 Paid in cash or left on deposit.....					0
7.2 Applied to provide paid-up annuities.....					0
7.3 Other.....					0
7.4 Totals (Sum of Lines 7.1 to 7.3).....	0	0	0	0	0
8. Grand Totals (Lines 6.5 + 7.4).....	0	0	0	0	0
DIRECT CLAIMS AND BENEFITS PAID					
9. Death benefits.....					0
10. Matured endowments.....					0
11. Annuity benefits.....					0
12. Surrender values and withdrawals for life contracts.....					0
13. Aggregate write-ins for miscellaneous direct claims and benefits paid.....	0	0	0	0	0
14. All other benefits, except accident and health.....					0
15. Totals.....	0	0	0	0	0

NONE

DETAILS OF WRITE-INS					
1301.					0
1302.					0
1303.					0
1398. Summary of remaining write-ins for Line 13 from overflow page.....	0	0	0	0	0
1399. Total (Lines 1301 through 1303 plus 1398)(Line 13 above).....	0	0	0	0	0

	Ordinary		Credit Life (Group and Individual)		Group		Industrial		Total	
	1	2	3	4	5	6	7	8	9	10
	No.	Amount	No. of Ind. Pols. & Gr. Certifs.	Amount	No. of Certifs.	Amount	No.	Amount	No.	Amount
DIRECT DEATH BENEFITS AND MATURED ENDOWMENTS INCURRED										
16. Unpaid December 31, prior year.....									0	0
17. Incurred during current year.....									0	0
Settled during current year:										
18.1 By payment in full.....									0	0
18.2 By payment on compromised claims.....									0	0
18.3 Totals paid.....	0	0	0	0	0	0	0	0	0	0
18.4 Reduction by compromise.....									0	0
18.5 Amount rejected.....									0	0
18.6 Total settlements.....	0	0	0	0	0	0	0	0	0	0
19. Unpaid Dec. 31, current year (Lines 16 + 17 - 18.6).....	0	0	0	0	0	0	0	0	0	0
POLICY EXHIBIT					No. of Pol.					
20. In force December 31, prior year.....				(a).....					0	0
21. Issued during year.....									0	0
22. Other changes to in force (Net).....									0	0
23. In force December 31 of current year.....	0	0	0	(a).....	0	0	0	0	0	0

NONE

(a) Includes Individual Credit Life Insurance, prior year \$.....0 current year \$.....0.
Includes Group Credit Life Insurance Loans less than or equal to 60 months at issue, prior year \$.....0 current year \$.....0.
Loans greater than 60 months at issue BUT NOT GREATER THAN 120 MONTHS, prior year \$.....0 current year \$.....0.

ACCIDENT AND HEALTH INSURANCE

	1	2	3	4	5
	Direct Premiums	Direct Premiums Earned	Dividends Paid Or Credited on Direct Business	Direct Losses Paid	Direct Losses Incurred
24. Group policies (b).....					
24.1 Federal Employee Health Benefits Plan premium (b).....					
24.2 Credit (group and individual).....					
24.3 Collectively renewable policies (b).....					
24.4 Medicare Title XVIII exempt from state taxes or fees.....					
Other Individual Policies:					
25.1 Non-cancelable (b).....					
25.2 Guaranteed renewable (b).....					
25.3 Non-renewable for stated reasons only (b).....					
25.4 Other accident only.....					
25.5 All other (b).....					
25.6 Totals (Sum of Lines 25.1 to 25.5).....	0	0	0	0	0
26. Totals (Lines 24 + 24.1 + 24.2 + 24.3 + 24.4 + 25.6).....	0	0	0	0	0

NONE

(b) For health business on indicated lines report: Number of persons insured under PPO managed products.....0 and number of persons insured under indemnity only products.....0.



DIRECT BUSINESS IN Other Alien # 80 DURING THE YEAR
NAIC Group Code.....0140 NAIC Company Code.....92657

LIFE INSURANCE

	1	2	3	4	5
	Ordinary	Credit Life (Group and Individual)	Group	Industrial	Total
DIRECT PREMIUMS AND ANNUITY CONSIDERATIONS					
1. Life insurance.....					0
2. Annuity considerations.....					0
3. Deposit-type contract funds.....		XXX		XXX	0
4. Other considerations.....					0
5. Totals (Sum of Lines 1 to 4).....	0	0	0	0	0
DIRECT DIVIDENDS TO POLICYHOLDERS					
Life insurance:					
6.1 Paid in cash or left on deposit.....					0
6.2 Applied to pay renewal premiums.....					0
6.3 Applied to provide paid-up additions or shorten the endowment or premium-paying period.....					0
6.4 Other.....					0
6.5 Totals (Sum of Lines 6.1 to 6.4).....	0	0	0	0	0
Annuities:					
7.1 Paid in cash or left on deposit.....					0
7.2 Applied to provide paid-up annuities.....					0
7.3 Other.....					0
7.4 Totals (Sum of Lines 7.1 to 7.3).....	0	0	0	0	0
8. Grand Totals (Lines 6.5 + 7.4).....	0	0	0	0	0
DIRECT CLAIMS AND BENEFITS PAID					
9. Death benefits.....					0
10. Matured endowments.....					0
11. Annuity benefits.....					0
12. Surrender values and withdrawals for life contracts.....					0
13. Aggregate write-ins for miscellaneous direct claims and benefits paid.....	0	0	0	0	0
14. All other benefits, except accident and health.....					0
15. Totals.....	0	0	0	0	0

NONE

DETAILS OF WRITE-INS					
1301.					0
1302.					0
1303.					0
1398. Summary of remaining write-ins for Line 13 from overflow page.....	0	0	0	0	0
1399. Total (Lines 1301 through 1303 plus 1398)(Line 13 above).....	0	0	0	0	0

	Ordinary		Credit Life (Group and Individual)		Group		Industrial		Total	
	1	2	3	4	5	6	7	8	9	10
	No.	Amount	No. of Ind. Pols. & Gr. Certifs.	Amount	No. of Certifs.	Amount	No.	Amount	No.	Amount
DIRECT DEATH BENEFITS AND MATURED ENDOWMENTS INCURRED										
16. Unpaid December 31, prior year.....									0	0
17. Incurred during current year.....									0	0
Settled during current year:										
18.1 By payment in full.....									0	0
18.2 By payment on compromised claims.....									0	0
18.3 Totals paid.....	0	0	0	0	0	0	0	0	0	0
18.4 Reduction by compromise.....									0	0
18.5 Amount rejected.....									0	0
18.6 Total settlements.....	0	0	0	0	0	0	0	0	0	0
19. Unpaid Dec. 31, current year (Lines 16 + 17 - 18.6).....	0	0	0	0	0	0	0	0	0	0
POLICY EXHIBIT					No. of Pol.					
20. In force December 31, prior year.....				(a).....					0	0
21. Issued during year.....									0	0
22. Other changes to in force (Net).....									0	0
23. In force December 31 of current year.....	0	0	0	(a).....	0	0	0	0	0	0

NONE

(a) Includes Individual Credit Life Insurance, prior year \$.....0 current year \$.....0.
Includes Group Credit Life Insurance Loans less than or equal to 60 months at issue, prior year \$.....0 current year \$.....0.
Loans greater than 60 months at issue BUT NOT GREATER THAN 120 MONTHS, prior year \$.....0 current year \$.....0.

ACCIDENT AND HEALTH INSURANCE

	1	2	3	4	5
	Direct Premiums	Direct Premiums Earned	Dividends Paid Or Credited on Direct Business	Direct Losses Paid	Direct Losses Incurred
24. Group policies (b).....					
24.1 Federal Employee Health Benefits Plan premium (b).....					
24.2 Credit (group and individual).....					
24.3 Collectively renewable policies (b).....					
24.4 Medicare Title XVIII exempt from state taxes or fees.....					
Other Individual Policies:					
25.1 Non-cancelable (b).....					
25.2 Guaranteed renewable (b).....					
25.3 Non-renewable for stated reasons only (b).....					
25.4 Other accident only.....					
25.5 All other (b).....					
25.6 Totals (Sum of Lines 25.1 to 25.5).....	0	0	0	0	0
26. Totals (Lines 24 + 24.1 + 24.2 + 24.3 + 24.4 + 25.6).....	0	0	0	0	0

NONE

(b) For health business on indicated lines report: Number of persons insured under PPO managed products.....0 and number of persons insured under indemnity only products.....0.



DIRECT BUSINESS IN Other Alien # 81 DURING THE YEAR
NAIC Group Code.....0140 NAIC Company Code.....92657

LIFE INSURANCE

	1	2	3	4	5
	Ordinary	Credit Life (Group and Individual)	Group	Industrial	Total
DIRECT PREMIUMS AND ANNUITY CONSIDERATIONS					
1. Life insurance.....					0
2. Annuity considerations.....					0
3. Deposit-type contract funds.....		XXX		XXX	0
4. Other considerations.....					0
5. Totals (Sum of Lines 1 to 4).....	0	0	0	0	0
DIRECT DIVIDENDS TO POLICYHOLDERS					
Life insurance:					
6.1 Paid in cash or left on deposit.....					0
6.2 Applied to pay renewal premiums.....					0
6.3 Applied to provide paid-up additions or shorten the endowment or premium-paying period.....					0
6.4 Other.....					0
6.5 Totals (Sum of Lines 6.1 to 6.4).....	0	0	0	0	0
Annuities:					
7.1 Paid in cash or left on deposit.....					0
7.2 Applied to provide paid-up annuities.....					0
7.3 Other.....					0
7.4 Totals (Sum of Lines 7.1 to 7.3).....	0	0	0	0	0
8. Grand Totals (Lines 6.5 + 7.4).....	0	0	0	0	0
DIRECT CLAIMS AND BENEFITS PAID					
9. Death benefits.....					0
10. Matured endowments.....					0
11. Annuity benefits.....					0
12. Surrender values and withdrawals for life contracts.....					0
13. Aggregate write-ins for miscellaneous direct claims and benefits paid.....	0	0	0	0	0
14. All other benefits, except accident and health.....					0
15. Totals.....	0	0	0	0	0

NONE

DETAILS OF WRITE-INS					
1301.					0
1302.					0
1303.					0
1398. Summary of remaining write-ins for Line 13 from overflow page.....	0	0	0	0	0
1399. Total (Lines 1301 through 1303 plus 1398)(Line 13 above).....	0	0	0	0	0

	Ordinary		Credit Life (Group and Individual)		Group		Industrial		Total	
	1	2	3	4	5	6	7	8	9	10
	No.	Amount	No. of Ind. Pols. & Gr. Certifs.	Amount	No. of Certifs.	Amount	No.	Amount	No.	Amount
DIRECT DEATH BENEFITS AND MATURED ENDOWMENTS INCURRED										
16. Unpaid December 31, prior year.....									0	0
17. Incurred during current year.....									0	0
Settled during current year:										
18.1 By payment in full.....									0	0
18.2 By payment on compromised claims.....									0	0
18.3 Totals paid.....	0	0	0	0	0	0	0	0	0	0
18.4 Reduction by compromise.....									0	0
18.5 Amount rejected.....									0	0
18.6 Total settlements.....	0	0	0	0	0	0	0	0	0	0
19. Unpaid Dec. 31, current year (Lines 16 + 17 - 18.6).....	0	0	0	0	0	0	0	0	0	0
POLICY EXHIBIT					No. of Pol.					
20. In force December 31, prior year.....				(a).....					0	0
21. Issued during year.....									0	0
22. Other changes to in force (Net).....									0	0
23. In force December 31 of current year.....	0	0	0	(a).....	0	0	0	0	0	0

NONE

(a) Includes Individual Credit Life Insurance, prior year \$.....0 current year \$.....0.
Includes Group Credit Life Insurance Loans less than or equal to 60 months at issue, prior year \$.....0 current year \$.....0.
Loans greater than 60 months at issue BUT NOT GREATER THAN 120 MONTHS, prior year \$.....0 current year \$.....0.

ACCIDENT AND HEALTH INSURANCE

	1	2	3	4	5
	Direct Premiums	Direct Premiums Earned	Dividends Paid Or Credited on Direct Business	Direct Losses Paid	Direct Losses Incurred
24. Group policies (b).....					
24.1 Federal Employee Health Benefits Plan premium (b).....					
24.2 Credit (group and individual).....					
24.3 Collectively renewable policies (b).....					
24.4 Medicare Title XVIII exempt from state taxes or fees.....					
Other Individual Policies:					
25.1 Non-cancelable (b).....					
25.2 Guaranteed renewable (b).....					
25.3 Non-renewable for stated reasons only (b).....					
25.4 Other accident only.....					
25.5 All other (b).....					
25.6 Totals (Sum of Lines 25.1 to 25.5).....	0	0	0	0	0
26. Totals (Lines 24 + 24.1 + 24.2 + 24.3 + 24.4 + 25.6).....	0	0	0	0	0

NONE

(b) For health business on indicated lines report: Number of persons insured under PPO managed products.....0 and number of persons insured under indemnity only products.....0.



DIRECT BUSINESS IN Other Alien # 82 DURING THE YEAR
NAIC Group Code.....0140 NAIC Company Code.....92657

LIFE INSURANCE

	1	2	3	4	5
	Ordinary	Credit Life (Group and Individual)	Group	Industrial	Total
DIRECT PREMIUMS AND ANNUITY CONSIDERATIONS					
1. Life insurance.....					0
2. Annuity considerations.....					0
3. Deposit-type contract funds.....		XXX		XXX	0
4. Other considerations.....					0
5. Totals (Sum of Lines 1 to 4).....	0	0	0	0	0
DIRECT DIVIDENDS TO POLICYHOLDERS					
Life insurance:					
6.1 Paid in cash or left on deposit.....					0
6.2 Applied to pay renewal premiums.....					0
6.3 Applied to provide paid-up additions or shorten the endowment or premium-paying period.....					0
6.4 Other.....					0
6.5 Totals (Sum of Lines 6.1 to 6.4).....	0	0	0	0	0
Annuities:					
7.1 Paid in cash or left on deposit.....					0
7.2 Applied to provide paid-up annuities.....					0
7.3 Other.....					0
7.4 Totals (Sum of Lines 7.1 to 7.3).....	0	0	0	0	0
8. Grand Totals (Lines 6.5 + 7.4).....	0	0	0	0	0
DIRECT CLAIMS AND BENEFITS PAID					
9. Death benefits.....					0
10. Matured endowments.....					0
11. Annuity benefits.....					0
12. Surrender values and withdrawals for life contracts.....					0
13. Aggregate write-ins for miscellaneous direct claims and benefits paid.....	0	0	0	0	0
14. All other benefits, except accident and health.....					0
15. Totals.....	0	0	0	0	0

NONE

DETAILS OF WRITE-INS					
1301.					0
1302.					0
1303.					0
1398. Summary of remaining write-ins for Line 13 from overflow page.....	0	0	0	0	0
1399. Total (Lines 1301 through 1303 plus 1398)(Line 13 above).....	0	0	0	0	0

	Ordinary		Credit Life (Group and Individual)		Group		Industrial		Total	
	1	2	3	4	5	6	7	8	9	10
	No.	Amount	No. of Ind. Pols. & Gr. Certifs.	Amount	No. of Certifs.	Amount	No.	Amount	No.	Amount
DIRECT DEATH BENEFITS AND MATURED ENDOWMENTS INCURRED										
16. Unpaid December 31, prior year.....									0	0
17. Incurred during current year.....									0	0
Settled during current year:										
18.1 By payment in full.....									0	0
18.2 By payment on compromised claims.....									0	0
18.3 Totals paid.....	0	0	0	0	0	0	0	0	0	0
18.4 Reduction by compromise.....									0	0
18.5 Amount rejected.....									0	0
18.6 Total settlements.....	0	0	0	0	0	0	0	0	0	0
19. Unpaid Dec. 31, current year (Lines 16 + 17 - 18.6).....	0	0	0	0	0	0	0	0	0	0
POLICY EXHIBIT					No. of Pol.					
20. In force December 31, prior year.....				(a).....					0	0
21. Issued during year.....									0	0
22. Other changes to in force (Net).....									0	0
23. In force December 31 of current year.....	0	0	0	(a).....	0	0	0	0	0	0

NONE

(a) Includes Individual Credit Life Insurance, prior year \$.....0 current year \$.....0.
Includes Group Credit Life Insurance Loans less than or equal to 60 months at issue, prior year \$.....0 current year \$.....0.
Loans greater than 60 months at issue BUT NOT GREATER THAN 120 MONTHS, prior year \$.....0 current year \$.....0.

ACCIDENT AND HEALTH INSURANCE

	1	2	3	4	5
	Direct Premiums	Direct Premiums Earned	Dividends Paid Or Credited on Direct Business	Direct Losses Paid	Direct Losses Incurred
24. Group policies (b).....					
24.1 Federal Employee Health Benefits Plan premium (b).....					
24.2 Credit (group and individual).....					
24.3 Collectively renewable policies (b).....					
24.4 Medicare Title XVIII exempt from state taxes or fees.....					
Other Individual Policies:					
25.1 Non-cancelable (b).....					
25.2 Guaranteed renewable (b).....					
25.3 Non-renewable for stated reasons only (b).....					
25.4 Other accident only.....					
25.5 All other (b).....					
25.6 Totals (Sum of Lines 25.1 to 25.5).....	0	0	0	0	0
26. Totals (Lines 24 + 24.1 + 24.2 + 24.3 + 24.4 + 25.6).....	0	0	0	0	0

NONE

(b) For health business on indicated lines report: Number of persons insured under PPO managed products.....0 and number of persons insured under indemnity only products.....0.



DIRECT BUSINESS IN Other Alien # 83 DURING THE YEAR
NAIC Group Code.....0140 NAIC Company Code.....92657

LIFE INSURANCE

	1	2	3	4	5
	Ordinary	Credit Life (Group and Individual)	Group	Industrial	Total
DIRECT PREMIUMS AND ANNUITY CONSIDERATIONS					
1. Life insurance.....					0
2. Annuity considerations.....					0
3. Deposit-type contract funds.....		XXX		XXX	0
4. Other considerations.....					0
5. Totals (Sum of Lines 1 to 4).....	0	0	0	0	0
DIRECT DIVIDENDS TO POLICYHOLDERS					
Life insurance:					
6.1 Paid in cash or left on deposit.....					0
6.2 Applied to pay renewal premiums.....					0
6.3 Applied to provide paid-up additions or shorten the endowment or premium-paying period.....					0
6.4 Other.....					0
6.5 Totals (Sum of Lines 6.1 to 6.4).....	0	0	0	0	0
Annuities:					
7.1 Paid in cash or left on deposit.....					0
7.2 Applied to provide paid-up annuities.....					0
7.3 Other.....					0
7.4 Totals (Sum of Lines 7.1 to 7.3).....	0	0	0	0	0
8. Grand Totals (Lines 6.5 + 7.4).....	0	0	0	0	0
DIRECT CLAIMS AND BENEFITS PAID					
9. Death benefits.....					0
10. Matured endowments.....					0
11. Annuity benefits.....					0
12. Surrender values and withdrawals for life contracts.....					0
13. Aggregate write-ins for miscellaneous direct claims and benefits paid.....	0	0	0	0	0
14. All other benefits, except accident and health.....					0
15. Totals.....	0	0	0	0	0

NONE

DETAILS OF WRITE-INS					
1301.					0
1302.					0
1303.					0
1398. Summary of remaining write-ins for Line 13 from overflow page.....	0	0	0	0	0
1399. Total (Lines 1301 through 1303 plus 1398)(Line 13 above).....	0	0	0	0	0

	Ordinary		Credit Life (Group and Individual)		Group		Industrial		Total	
	1	2	3	4	5	6	7	8	9	10
	No.	Amount	No. of Ind. Pols. & Gr. Certifs.	Amount	No. of Certifs.	Amount	No.	Amount	No.	Amount
DIRECT DEATH BENEFITS AND MATURED ENDOWMENTS INCURRED										
16. Unpaid December 31, prior year.....									0	0
17. Incurred during current year.....									0	0
Settled during current year:										
18.1 By payment in full.....									0	0
18.2 By payment on compromised claims.....									0	0
18.3 Totals paid.....	0	0		0	0	0	0	0	0	0
18.4 Reduction by compromise.....									0	0
18.5 Amount rejected.....									0	0
18.6 Total settlements.....	0	0	0	0	0	0	0	0	0	0
19. Unpaid Dec. 31, current year (Lines 16 + 17 - 18.6).....	0	0	0	0	0	0	0	0	0	0
POLICY EXHIBIT					No. of Pol.					
20. In force December 31, prior year.....				(a).....					0	0
21. Issued during year.....									0	0
22. Other changes to in force (Net).....									0	0
23. In force December 31 of current year.....	0	0	0	(a).....0	0	0	0	0	0	0

NONE

(a) Includes Individual Credit Life Insurance, prior year \$.....0 current year \$.....0.
Includes Group Credit Life Insurance Loans less than or equal to 60 months at issue, prior year \$.....0 current year \$.....0.
Loans greater than 60 months at issue BUT NOT GREATER THAN 120 MONTHS, prior year \$.....0 current year \$.....0.

ACCIDENT AND HEALTH INSURANCE

	1	2	3	4	5
	Direct Premiums	Direct Premiums Earned	Dividends Paid Or Credited on Direct Business	Direct Losses Paid	Direct Losses Incurred
24. Group policies (b).....					
24.1 Federal Employee Health Benefits Plan premium (b).....					
24.2 Credit (group and individual).....					
24.3 Collectively renewable policies (b).....					
24.4 Medicare Title XVIII exempt from state taxes or fees.....					
Other Individual Policies:					
25.1 Non-cancelable (b).....					
25.2 Guaranteed renewable (b).....					
25.3 Non-renewable for stated reasons only (b).....					
25.4 Other accident only.....					
25.5 All other (b).....					
25.6 Totals (Sum of Lines 25.1 to 25.5).....	0	0	0	0	0
26. Totals (Lines 24 + 24.1 + 24.2 + 24.3 + 24.4 + 25.6).....	0	0	0	0	0

NONE

(b) For health business on indicated lines report: Number of persons insured under PPO managed products.....0 and number of persons insured under indemnity only products.....0.



DIRECT BUSINESS IN Other Alien # 84 DURING THE YEAR
NAIC Group Code.....0140 NAIC Company Code.....92657

LIFE INSURANCE

	1	2	3	4	5
	Ordinary	Credit Life (Group and Individual)	Group	Industrial	Total
DIRECT PREMIUMS AND ANNUITY CONSIDERATIONS					
1. Life insurance.....					0
2. Annuity considerations.....					0
3. Deposit-type contract funds.....		XXX		XXX	0
4. Other considerations.....					0
5. Totals (Sum of Lines 1 to 4).....	0	0	0	0	0
DIRECT DIVIDENDS TO POLICYHOLDERS					
Life insurance:					
6.1 Paid in cash or left on deposit.....					0
6.2 Applied to pay renewal premiums.....					0
6.3 Applied to provide paid-up additions or shorten the endowment or premium-paying period.....					0
6.4 Other.....					0
6.5 Totals (Sum of Lines 6.1 to 6.4).....	0	0	0	0	0
Annuities:					
7.1 Paid in cash or left on deposit.....					0
7.2 Applied to provide paid-up annuities.....					0
7.3 Other.....					0
7.4 Totals (Sum of Lines 7.1 to 7.3).....	0	0	0	0	0
8. Grand Totals (Lines 6.5 + 7.4).....	0	0	0	0	0
DIRECT CLAIMS AND BENEFITS PAID					
9. Death benefits.....					0
10. Matured endowments.....					0
11. Annuity benefits.....					0
12. Surrender values and withdrawals for life contracts.....					0
13. Aggregate write-ins for miscellaneous direct claims and benefits paid.....	0	0	0	0	0
14. All other benefits, except accident and health.....					0
15. Totals.....	0	0	0	0	0

NONE

DETAILS OF WRITE-INS					
1301.					0
1302.					0
1303.					0
1398. Summary of remaining write-ins for Line 13 from overflow page.....	0	0	0	0	0
1399. Total (Lines 1301 through 1303 plus 1398)(Line 13 above).....	0	0	0	0	0

	Ordinary		Credit Life (Group and Individual)		Group		Industrial		Total	
	1	2	3	4	5	6	7	8	9	10
	No.	Amount	No. of Ind. Pols. & Gr. Certifs.	Amount	No. of Certifs.	Amount	No.	Amount	No.	Amount
DIRECT DEATH BENEFITS AND MATURED ENDOWMENTS INCURRED										
16. Unpaid December 31, prior year.....									0	0
17. Incurred during current year.....									0	0
Settled during current year:										
18.1 By payment in full.....									0	0
18.2 By payment on compromised claims.....									0	0
18.3 Totals paid.....	0	0		0	0	0	0	0	0	0
18.4 Reduction by compromise.....									0	0
18.5 Amount rejected.....									0	0
18.6 Total settlements.....	0	0	0	0	0	0	0	0	0	0
19. Unpaid Dec. 31, current year (Lines 16 + 17 - 18.6).....	0	0	0	0	0	0	0	0	0	0
POLICY EXHIBIT					No. of Pol.					
20. In force December 31, prior year.....				(a).....					0	0
21. Issued during year.....									0	0
22. Other changes to in force (Net).....									0	0
23. In force December 31 of current year.....	0	0	0	(a).....0	0	0	0	0	0	0

NONE

(a) Includes Individual Credit Life Insurance, prior year \$.....0 current year \$.....0.
Includes Group Credit Life Insurance Loans less than or equal to 60 months at issue, prior year \$.....0 current year \$.....0.
Loans greater than 60 months at issue BUT NOT GREATER THAN 120 MONTHS, prior year \$.....0 current year \$.....0.

ACCIDENT AND HEALTH INSURANCE

	1	2	3	4	5
	Direct Premiums	Direct Premiums Earned	Dividends Paid Or Credited on Direct Business	Direct Losses Paid	Direct Losses Incurred
24. Group policies (b).....					
24.1 Federal Employee Health Benefits Plan premium (b).....					
24.2 Credit (group and individual).....					
24.3 Collectively renewable policies (b).....					
24.4 Medicare Title XVIII exempt from state taxes or fees.....					
Other Individual Policies:					
25.1 Non-cancelable (b).....					
25.2 Guaranteed renewable (b).....					
25.3 Non-renewable for stated reasons only (b).....					
25.4 Other accident only.....					
25.5 All other (b).....					
25.6 Totals (Sum of Lines 25.1 to 25.5).....	0	0	0	0	0
26. Totals (Lines 24 + 24.1 + 24.2 + 24.3 + 24.4 + 25.6).....	0	0	0	0	0

NONE

(b) For health business on indicated lines report: Number of persons insured under PPO managed products.....0 and number of persons insured under indemnity only products.....0.



DIRECT BUSINESS IN Other Alien # 85 DURING THE YEAR
NAIC Group Code....0140 NAIC Company Code....92657

LIFE INSURANCE

	1	2	3	4	5
	Ordinary	Credit Life (Group and Individual)	Group	Industrial	Total
DIRECT PREMIUMS AND ANNUITY CONSIDERATIONS					
1. Life insurance.....					0
2. Annuity considerations.....					0
3. Deposit-type contract funds.....		XXX		XXX	0
4. Other considerations.....					0
5. Totals (Sum of Lines 1 to 4).....	0	0	0	0	0
DIRECT DIVIDENDS TO POLICYHOLDERS					
Life insurance:					
6.1 Paid in cash or left on deposit.....					0
6.2 Applied to pay renewal premiums.....					0
6.3 Applied to provide paid-up additions or shorten the endowment or premium-paying period.....					0
6.4 Other.....					0
6.5 Totals (Sum of Lines 6.1 to 6.4).....	0	0	0	0	0
Annuities:					
7.1 Paid in cash or left on deposit.....					0
7.2 Applied to provide paid-up annuities.....					0
7.3 Other.....					0
7.4 Totals (Sum of Lines 7.1 to 7.3).....	0	0	0	0	0
8. Grand Totals (Lines 6.5 + 7.4).....	0	0	0	0	0
DIRECT CLAIMS AND BENEFITS PAID					
9. Death benefits.....					0
10. Matured endowments.....					0
11. Annuity benefits.....					0
12. Surrender values and withdrawals for life contracts.....					0
13. Aggregate write-ins for miscellaneous direct claims and benefits paid.....	0	0	0	0	0
14. All other benefits, except accident and health.....					0
15. Totals.....	0	0	0	0	0

NONE

DETAILS OF WRITE-INS					
1301.					0
1302.					0
1303.					0
1398. Summary of remaining write-ins for Line 13 from overflow page.....	0	0	0	0	0
1399. Total (Lines 1301 through 1303 plus 1398)(Line 13 above).....	0	0	0	0	0

	Ordinary		Credit Life (Group and Individual)		Group		Industrial		Total	
	1	2	3	4	5	6	7	8	9	10
	No.	Amount	No. of Ind. Pols. & Gr. Certifs.	Amount	No. of Certifs.	Amount	No.	Amount	No.	Amount
DIRECT DEATH BENEFITS AND MATURED ENDOWMENTS INCURRED										
16. Unpaid December 31, prior year.....									0	0
17. Incurred during current year.....									0	0
Settled during current year:										
18.1 By payment in full.....									0	0
18.2 By payment on compromised claims.....									0	0
18.3 Totals paid.....	0	0	0	0	0	0	0	0	0	0
18.4 Reduction by compromise.....									0	0
18.5 Amount rejected.....									0	0
18.6 Total settlements.....	0	0	0	0	0	0	0	0	0	0
19. Unpaid Dec. 31, current year (Lines 16 + 17 - 18.6).....	0	0	0	0	0	0	0	0	0	0
POLICY EXHIBIT					No. of Pol.					
20. In force December 31, prior year.....				(a).....					0	0
21. Issued during year.....									0	0
22. Other changes to in force (Net).....									0	0
23. In force December 31 of current year.....	0	0	0	(a).....	0	0	0	0	0	0

NONE

(a) Includes Individual Credit Life Insurance, prior year \$.....0 current year \$.....0.
Includes Group Credit Life Insurance Loans less than or equal to 60 months at issue, prior year \$.....0 current year \$.....0.
Loans greater than 60 months at issue BUT NOT GREATER THAN 120 MONTHS, prior year \$.....0 current year \$.....0.

ACCIDENT AND HEALTH INSURANCE

	1	2	3	4	5
	Direct Premiums	Direct Premiums Earned	Dividends Paid Or Credited on Direct Business	Direct Losses Paid	Direct Losses Incurred
24. Group policies (b).....					
24.1 Federal Employee Health Benefits Plan premium (b).....					
24.2 Credit (group and individual).....					
24.3 Collectively renewable policies (b).....					
24.4 Medicare Title XVIII exempt from state taxes or fees.....					
Other Individual Policies:					
25.1 Non-cancelable (b).....					
25.2 Guaranteed renewable (b).....					
25.3 Non-renewable for stated reasons only (b).....					
25.4 Other accident only.....					
25.5 All other (b).....					
25.6 Totals (Sum of Lines 25.1 to 25.5).....	0	0	0	0	0
26. Totals (Lines 24 + 24.1 + 24.2 + 24.3 + 24.4 + 25.6).....	0	0	0	0	0

NONE

(b) For health business on indicated lines report: Number of persons insured under PPO managed products.....0 and number of persons insured under indemnity only products.....0.

NATIONWIDE LIFE AND ANNUITY INSURANCE COMPANY



DIRECT BUSINESS IN Other Alien # 86 DURING THE YEAR
NAIC Group Code.....0140 NAIC Company Code.....92657

LIFE INSURANCE

	1	2	3	4	5
	Ordinary	Credit Life (Group and Individual)	Group	Industrial	Total
DIRECT PREMIUMS AND ANNUITY CONSIDERATIONS					
1. Life insurance.....					0
2. Annuity considerations.....					0
3. Deposit-type contract funds.....		XXX		XXX	0
4. Other considerations.....					0
5. Totals (Sum of Lines 1 to 4).....	0	0	0	0	0
DIRECT DIVIDENDS TO POLICYHOLDERS					
Life insurance:					
6.1 Paid in cash or left on deposit.....					0
6.2 Applied to pay renewal premiums.....					0
6.3 Applied to provide paid-up additions or shorten the endowment or premium-paying period.....					0
6.4 Other.....					0
6.5 Totals (Sum of Lines 6.1 to 6.4).....	0	0	0	0	0
Annuities:					
7.1 Paid in cash or left on deposit.....					0
7.2 Applied to provide paid-up annuities.....					0
7.3 Other.....					0
7.4 Totals (Sum of Lines 7.1 to 7.3).....	0	0	0	0	0
8. Grand Totals (Lines 6.5 + 7.4).....	0	0	0	0	0
DIRECT CLAIMS AND BENEFITS PAID					
9. Death benefits.....					0
10. Matured endowments.....					0
11. Annuity benefits.....					0
12. Surrender values and withdrawals for life contracts.....					0
13. Aggregate write-ins for miscellaneous direct claims and benefits paid.....	0	0	0	0	0
14. All other benefits, except accident and health.....					0
15. Totals.....	0	0	0	0	0

NONE

DETAILS OF WRITE-INS					
1301.					0
1302.					0
1303.					0
1398. Summary of remaining write-ins for Line 13 from overflow page.....	0	0	0	0	0
1399. Total (Lines 1301 through 1303 plus 1398)(Line 13 above).....	0	0	0	0	0

	Ordinary		Credit Life (Group and Individual)		Group		Industrial		Total	
	1	2	3	4	5	6	7	8	9	10
	No.	Amount	No. of Ind. Pols. & Gr. Certifs.	Amount	No. of Certifs.	Amount	No.	Amount	No.	Amount
DIRECT DEATH BENEFITS AND MATURED ENDOWMENTS INCURRED										
16. Unpaid December 31, prior year.....									0	0
17. Incurred during current year.....									0	0
Settled during current year:										
18.1 By payment in full.....									0	0
18.2 By payment on compromised claims.....									0	0
18.3 Totals paid.....	0	0	0	0	0	0	0	0	0	0
18.4 Reduction by compromise.....									0	0
18.5 Amount rejected.....									0	0
18.6 Total settlements.....	0	0	0	0	0	0	0	0	0	0
19. Unpaid Dec. 31, current year (Lines 16 + 17 - 18.6).....	0	0	0	0	0	0	0	0	0	0
POLICY EXHIBIT					No. of Pol.					
20. In force December 31, prior year.....				(a).....					0	0
21. Issued during year.....									0	0
22. Other changes to in force (Net).....									0	0
23. In force December 31 of current year.....	0	0	0	(a).....	0	0	0	0	0	0

NONE

(a) Includes Individual Credit Life Insurance, prior year \$.....0 current year \$.....0.
Includes Group Credit Life Insurance Loans less than or equal to 60 months at issue, prior year \$.....0 current year \$.....0.
Loans greater than 60 months at issue BUT NOT GREATER THAN 120 MONTHS, prior year \$.....0 current year \$.....0.

ACCIDENT AND HEALTH INSURANCE

	1	2	3	4	5
	Direct Premiums	Direct Premiums Earned	Dividends Paid Or Credited on Direct Business	Direct Losses Paid	Direct Losses Incurred
24. Group policies (b).....					
24.1 Federal Employee Health Benefits Plan premium (b).....					
24.2 Credit (group and individual).....					
24.3 Collectively renewable policies (b).....					
24.4 Medicare Title XVIII exempt from state taxes or fees.....					
Other Individual Policies:					
25.1 Non-cancelable (b).....					
25.2 Guaranteed renewable (b).....					
25.3 Non-renewable for stated reasons only (b).....					
25.4 Other accident only.....					
25.5 All other (b).....					
25.6 Totals (Sum of Lines 25.1 to 25.5).....	0	0	0	0	0
26. Totals (Lines 24 + 24.1 + 24.2 + 24.3 + 24.4 + 25.6).....	0	0	0	0	0

NONE

(b) For health business on indicated lines report: Number of persons insured under PPO managed products.....0 and number of persons insured under indemnity only products.....0.



DIRECT BUSINESS IN Other Alien # 87 DURING THE YEAR
NAIC Group Code.....0140 NAIC Company Code.....92657

LIFE INSURANCE

	1	2	3	4	5
	Ordinary	Credit Life (Group and Individual)	Group	Industrial	Total
DIRECT PREMIUMS AND ANNUITY CONSIDERATIONS					
1. Life insurance.....					0
2. Annuity considerations.....					0
3. Deposit-type contract funds.....		XXX		XXX	0
4. Other considerations.....					0
5. Totals (Sum of Lines 1 to 4).....	0	0	0	0	0
DIRECT DIVIDENDS TO POLICYHOLDERS					
Life insurance:					
6.1 Paid in cash or left on deposit.....					0
6.2 Applied to pay renewal premiums.....					0
6.3 Applied to provide paid-up additions or shorten the endowment or premium-paying period.....					0
6.4 Other.....					0
6.5 Totals (Sum of Lines 6.1 to 6.4).....	0	0	0	0	0
Annuities:					
7.1 Paid in cash or left on deposit.....					0
7.2 Applied to provide paid-up annuities.....					0
7.3 Other.....					0
7.4 Totals (Sum of Lines 7.1 to 7.3).....	0	0	0	0	0
8. Grand Totals (Lines 6.5 + 7.4).....	0	0	0	0	0
DIRECT CLAIMS AND BENEFITS PAID					
9. Death benefits.....					0
10. Matured endowments.....					0
11. Annuity benefits.....					0
12. Surrender values and withdrawals for life contracts.....					0
13. Aggregate write-ins for miscellaneous direct claims and benefits paid.....	0	0	0	0	0
14. All other benefits, except accident and health.....					0
15. Totals.....	0	0	0	0	0

NONE

DETAILS OF WRITE-INS					
1301.					0
1302.					0
1303.					0
1398. Summary of remaining write-ins for Line 13 from overflow page.....	0	0	0	0	0
1399. Total (Lines 1301 through 1303 plus 1398)(Line 13 above).....	0	0	0	0	0

	Ordinary		Credit Life (Group and Individual)		Group		Industrial		Total	
	1	2	3	4	5	6	7	8	9	10
	No.	Amount	No. of Ind. Pols. & Gr. Certifs.	Amount	No. of Certifs.	Amount	No.	Amount	No.	Amount
DIRECT DEATH BENEFITS AND MATURED ENDOWMENTS INCURRED										
16. Unpaid December 31, prior year.....									0	0
17. Incurred during current year.....									0	0
Settled during current year:										
18.1 By payment in full.....									0	0
18.2 By payment on compromised claims.....									0	0
18.3 Totals paid.....	0	0	0	0	0	0	0	0	0	0
18.4 Reduction by compromise.....									0	0
18.5 Amount rejected.....									0	0
18.6 Total settlements.....	0	0	0	0	0	0	0	0	0	0
19. Unpaid Dec. 31, current year (Lines 16 + 17 - 18.6).....	0	0	0	0	0	0	0	0	0	0
POLICY EXHIBIT					No. of Pol.					
20. In force December 31, prior year.....				(a).....					0	0
21. Issued during year.....									0	0
22. Other changes to in force (Net).....									0	0
23. In force December 31 of current year.....	0	0	0	(a).....	0	0	0	0	0	0

NONE

(a) Includes Individual Credit Life Insurance, prior year \$.....0 current year \$.....0.
Includes Group Credit Life Insurance Loans less than or equal to 60 months at issue, prior year \$.....0 current year \$.....0.
Loans greater than 60 months at issue BUT NOT GREATER THAN 120 MONTHS, prior year \$.....0 current year \$.....0.

ACCIDENT AND HEALTH INSURANCE

	1	2	3	4	5
	Direct Premiums	Direct Premiums Earned	Dividends Paid Or Credited on Direct Business	Direct Losses Paid	Direct Losses Incurred
24. Group policies (b).....					
24.1 Federal Employee Health Benefits Plan premium (b).....					
24.2 Credit (group and individual).....					
24.3 Collectively renewable policies (b).....					
24.4 Medicare Title XVIII exempt from state taxes or fees.....					
Other Individual Policies:					
25.1 Non-cancelable (b).....					
25.2 Guaranteed renewable (b).....					
25.3 Non-renewable for stated reasons only (b).....					
25.4 Other accident only.....					
25.5 All other (b).....					
25.6 Totals (Sum of Lines 25.1 to 25.5).....	0	0	0	0	0
26. Totals (Lines 24 + 24.1 + 24.2 + 24.3 + 24.4 + 25.6).....	0	0	0	0	0

NONE

(b) For health business on indicated lines report: Number of persons insured under PPO managed products.....0 and number of persons insured under indemnity only products.....0.

NATIONWIDE LIFE AND ANNUITY INSURANCE COMPANY



DIRECT BUSINESS IN Other Alien # 88 DURING THE YEAR
NAIC Group Code.....0140 NAIC Company Code.....92657

LIFE INSURANCE

	1	2	3	4	5
	Ordinary	Credit Life (Group and Individual)	Group	Industrial	Total
DIRECT PREMIUMS AND ANNUITY CONSIDERATIONS					
1. Life insurance.....					0
2. Annuity considerations.....					0
3. Deposit-type contract funds.....		XXX		XXX	0
4. Other considerations.....					0
5. Totals (Sum of Lines 1 to 4).....	0	0	0	0	0
DIRECT DIVIDENDS TO POLICYHOLDERS					
Life insurance:					
6.1 Paid in cash or left on deposit.....					0
6.2 Applied to pay renewal premiums.....					0
6.3 Applied to provide paid-up additions or shorten the endowment or premium-paying period.....					0
6.4 Other.....					0
6.5 Totals (Sum of Lines 6.1 to 6.4).....	0	0	0	0	0
Annuities:					
7.1 Paid in cash or left on deposit.....					0
7.2 Applied to provide paid-up annuities.....					0
7.3 Other.....					0
7.4 Totals (Sum of Lines 7.1 to 7.3).....	0	0	0	0	0
8. Grand Totals (Lines 6.5 + 7.4).....	0	0	0	0	0
DIRECT CLAIMS AND BENEFITS PAID					
9. Death benefits.....					0
10. Matured endowments.....					0
11. Annuity benefits.....					0
12. Surrender values and withdrawals for life contracts.....					0
13. Aggregate write-ins for miscellaneous direct claims and benefits paid.....	0	0	0	0	0
14. All other benefits, except accident and health.....					0
15. Totals.....	0	0	0	0	0

NONE

DETAILS OF WRITE-INS					
1301.					0
1302.					0
1303.					0
1398. Summary of remaining write-ins for Line 13 from overflow page.....	0	0	0	0	0
1399. Total (Lines 1301 through 1303 plus 1398)(Line 13 above).....	0	0	0	0	0

	Ordinary		Credit Life (Group and Individual)		Group		Industrial		Total	
	1	2	3	4	5	6	7	8	9	10
	No.	Amount	No. of Ind. Pols. & Gr. Certifs.	Amount	No. of Certifs.	Amount	No.	Amount	No.	Amount
DIRECT DEATH BENEFITS AND MATURED ENDOWMENTS INCURRED										
16. Unpaid December 31, prior year.....									0	0
17. Incurred during current year.....									0	0
Settled during current year:										
18.1 By payment in full.....									0	0
18.2 By payment on compromised claims.....									0	0
18.3 Totals paid.....	0	0	0	0	0	0	0	0	0	0
18.4 Reduction by compromise.....									0	0
18.5 Amount rejected.....									0	0
18.6 Total settlements.....	0	0	0	0	0	0	0	0	0	0
19. Unpaid Dec. 31, current year (Lines 16 + 17 - 18.6).....	0	0	0	0	0	0	0	0	0	0
POLICY EXHIBIT					No. of Pol.					
20. In force December 31, prior year.....				(a).....					0	0
21. Issued during year.....									0	0
22. Other changes to in force (Net).....									0	0
23. In force December 31 of current year.....	0	0	0	(a).....	0	0	0	0	0	0

NONE

(a) Includes Individual Credit Life Insurance, prior year \$.....0 current year \$.....0.
Includes Group Credit Life Insurance Loans less than or equal to 60 months at issue, prior year \$.....0 current year \$.....0.
Loans greater than 60 months at issue BUT NOT GREATER THAN 120 MONTHS, prior year \$.....0 current year \$.....0.

ACCIDENT AND HEALTH INSURANCE

	1	2	3	4	5
	Direct Premiums	Direct Premiums Earned	Dividends Paid Or Credited on Direct Business	Direct Losses Paid	Direct Losses Incurred
24. Group policies (b).....					
24.1 Federal Employee Health Benefits Plan premium (b).....					
24.2 Credit (group and individual).....					
24.3 Collectively renewable policies (b).....					
24.4 Medicare Title XVIII exempt from state taxes or fees.....					
Other Individual Policies:					
25.1 Non-cancelable (b).....					
25.2 Guaranteed renewable (b).....					
25.3 Non-renewable for stated reasons only (b).....					
25.4 Other accident only.....					
25.5 All other (b).....					
25.6 Totals (Sum of Lines 25.1 to 25.5).....	0	0	0	0	0
26. Totals (Lines 24 + 24.1 + 24.2 + 24.3 + 24.4 + 25.6).....	0	0	0	0	0

NONE

(b) For health business on indicated lines report: Number of persons insured under PPO managed products.....0 and number of persons insured under indemnity only products.....0.



DIRECT BUSINESS IN Other Alien # 89 DURING THE YEAR
NAIC Group Code.....0140 NAIC Company Code.....92657

LIFE INSURANCE

	1	2	3	4	5
	Ordinary	Credit Life (Group and Individual)	Group	Industrial	Total
DIRECT PREMIUMS AND ANNUITY CONSIDERATIONS					
1. Life insurance.....					0
2. Annuity considerations.....					0
3. Deposit-type contract funds.....		XXX		XXX	0
4. Other considerations.....					0
5. Totals (Sum of Lines 1 to 4).....	0	0	0	0	0
DIRECT DIVIDENDS TO POLICYHOLDERS					
Life insurance:					
6.1 Paid in cash or left on deposit.....					0
6.2 Applied to pay renewal premiums.....					0
6.3 Applied to provide paid-up additions or shorten the endowment or premium-paying period.....					0
6.4 Other.....					0
6.5 Totals (Sum of Lines 6.1 to 6.4).....	0	0	0	0	0
Annuities:					
7.1 Paid in cash or left on deposit.....					0
7.2 Applied to provide paid-up annuities.....					0
7.3 Other.....					0
7.4 Totals (Sum of Lines 7.1 to 7.3).....	0	0	0	0	0
8. Grand Totals (Lines 6.5 + 7.4).....	0	0	0	0	0
DIRECT CLAIMS AND BENEFITS PAID					
9. Death benefits.....					0
10. Matured endowments.....					0
11. Annuity benefits.....					0
12. Surrender values and withdrawals for life contracts.....					0
13. Aggregate write-ins for miscellaneous direct claims and benefits paid.....	0	0	0	0	0
14. All other benefits, except accident and health.....					0
15. Totals.....	0	0	0	0	0

NONE

DETAILS OF WRITE-INS					
1301.					0
1302.					0
1303.					0
1398. Summary of remaining write-ins for Line 13 from overflow page.....	0	0	0	0	0
1399. Total (Lines 1301 through 1303 plus 1398)(Line 13 above).....	0	0	0	0	0

	Ordinary		Credit Life (Group and Individual)		Group		Industrial		Total	
	1	2	3	4	5	6	7	8	9	10
	No.	Amount	No. of Ind. Pols. & Gr. Certifs.	Amount	No. of Certifs.	Amount	No.	Amount	No.	Amount
DIRECT DEATH BENEFITS AND MATURED ENDOWMENTS INCURRED										
16. Unpaid December 31, prior year.....									0	0
17. Incurred during current year.....									0	0
Settled during current year:										
18.1 By payment in full.....									0	0
18.2 By payment on compromised claims.....									0	0
18.3 Totals paid.....	0	0	0	0	0	0	0	0	0	0
18.4 Reduction by compromise.....									0	0
18.5 Amount rejected.....									0	0
18.6 Total settlements.....	0	0	0	0	0	0	0	0	0	0
19. Unpaid Dec. 31, current year (Lines 16 + 17 - 18.6).....	0	0	0	0	0	0	0	0	0	0
POLICY EXHIBIT					No. of Pol.					
20. In force December 31, prior year.....				(a).....					0	0
21. Issued during year.....									0	0
22. Other changes to in force (Net).....									0	0
23. In force December 31 of current year.....	0	0	0	(a).....	0	0	0	0	0	0

NONE

(a) Includes Individual Credit Life Insurance, prior year \$.....0 current year \$.....0.
Includes Group Credit Life Insurance Loans less than or equal to 60 months at issue, prior year \$.....0 current year \$.....0.
Loans greater than 60 months at issue BUT NOT GREATER THAN 120 MONTHS, prior year \$.....0 current year \$.....0.

ACCIDENT AND HEALTH INSURANCE

	1	2	3	4	5
	Direct Premiums	Direct Premiums Earned	Dividends Paid Or Credited on Direct Business	Direct Losses Paid	Direct Losses Incurred
24. Group policies (b).....					
24.1 Federal Employee Health Benefits Plan premium (b).....					
24.2 Credit (group and individual).....					
24.3 Collectively renewable policies (b).....					
24.4 Medicare Title XVIII exempt from state taxes or fees.....					
Other Individual Policies:					
25.1 Non-cancelable (b).....					
25.2 Guaranteed renewable (b).....					
25.3 Non-renewable for stated reasons only (b).....					
25.4 Other accident only.....					
25.5 All other (b).....					
25.6 Totals (Sum of Lines 25.1 to 25.5).....	0	0	0	0	0
26. Totals (Lines 24 + 24.1 + 24.2 + 24.3 + 24.4 + 25.6).....	0	0	0	0	0

NONE

(b) For health business on indicated lines report: Number of persons insured under PPO managed products.....0 and number of persons insured under indemnity only products.....0.

NATIONWIDE LIFE AND ANNUITY INSURANCE COMPANY



DIRECT BUSINESS IN Other Alien # 90 DURING THE YEAR
NAIC Group Code....0140 NAIC Company Code....92657

LIFE INSURANCE

	1	2	3	4	5
	Ordinary	Credit Life (Group and Individual)	Group	Industrial	Total
DIRECT PREMIUMS AND ANNUITY CONSIDERATIONS					
1. Life insurance.....					0
2. Annuity considerations.....					0
3. Deposit-type contract funds.....		XXX		XXX	0
4. Other considerations.....					0
5. Totals (Sum of Lines 1 to 4).....	0	0	0	0	0
DIRECT DIVIDENDS TO POLICYHOLDERS					
Life insurance:					
6.1 Paid in cash or left on deposit.....					0
6.2 Applied to pay renewal premiums.....					0
6.3 Applied to provide paid-up additions or shorten the endowment or premium-paying period.....					0
6.4 Other.....					0
6.5 Totals (Sum of Lines 6.1 to 6.4).....	0	0	0	0	0
Annuities:					
7.1 Paid in cash or left on deposit.....					0
7.2 Applied to provide paid-up annuities.....					0
7.3 Other.....					0
7.4 Totals (Sum of Lines 7.1 to 7.3).....	0	0	0	0	0
8. Grand Totals (Lines 6.5 + 7.4).....	0	0	0	0	0
DIRECT CLAIMS AND BENEFITS PAID					
9. Death benefits.....					0
10. Matured endowments.....					0
11. Annuity benefits.....					0
12. Surrender values and withdrawals for life contracts.....					0
13. Aggregate write-ins for miscellaneous direct claims and benefits paid.....	0	0	0	0	0
14. All other benefits, except accident and health.....					0
15. Totals.....	0	0	0	0	0

NONE

DETAILS OF WRITE-INS					
1301.					0
1302.					0
1303.					0
1398. Summary of remaining write-ins for Line 13 from overflow page.....	0	0	0	0	0
1399. Total (Lines 1301 through 1303 plus 1398)(Line 13 above).....	0	0	0	0	0

	Ordinary		Credit Life (Group and Individual)		Group		Industrial		Total	
	1	2	3	4	5	6	7	8	9	10
	No.	Amount	No. of Ind. Pols. & Gr. Certifs.	Amount	No. of Certifs.	Amount	No.	Amount	No.	Amount
DIRECT DEATH BENEFITS AND MATURED ENDOWMENTS INCURRED										
16. Unpaid December 31, prior year.....									0	0
17. Incurred during current year.....									0	0
Settled during current year:										
18.1 By payment in full.....									0	0
18.2 By payment on compromised claims.....									0	0
18.3 Totals paid.....	0	0	0	0	0	0	0	0	0	0
18.4 Reduction by compromise.....									0	0
18.5 Amount rejected.....									0	0
18.6 Total settlements.....	0	0	0	0	0	0	0	0	0	0
19. Unpaid Dec. 31, current year (Lines 16 + 17 - 18.6).....	0	0	0	0	0	0	0	0	0	0
POLICY EXHIBIT					No. of Pol.					
20. In force December 31, prior year.....				(a).....					0	0
21. Issued during year.....									0	0
22. Other changes to in force (Net).....									0	0
23. In force December 31 of current year.....	0	0	0	(a).....	0	0	0	0	0	0

NONE

(a) Includes Individual Credit Life Insurance, prior year \$.....0 current year \$.....0.
Includes Group Credit Life Insurance Loans less than or equal to 60 months at issue, prior year \$.....0 current year \$.....0.
Loans greater than 60 months at issue BUT NOT GREATER THAN 120 MONTHS, prior year \$.....0 current year \$.....0.

ACCIDENT AND HEALTH INSURANCE

	1	2	3	4	5
	Direct Premiums	Direct Premiums Earned	Dividends Paid Or Credited on Direct Business	Direct Losses Paid	Direct Losses Incurred
24. Group policies (b).....					
24.1 Federal Employee Health Benefits Plan premium (b).....					
24.2 Credit (group and individual).....					
24.3 Collectively renewable policies (b).....					
24.4 Medicare Title XVIII exempt from state taxes or fees.....					
Other Individual Policies:					
25.1 Non-cancelable (b).....					
25.2 Guaranteed renewable (b).....					
25.3 Non-renewable for stated reasons only (b).....					
25.4 Other accident only.....					
25.5 All other (b).....					
25.6 Totals (Sum of Lines 25.1 to 25.5).....	0	0	0	0	0
26. Totals (Lines 24 + 24.1 + 24.2 + 24.3 + 24.4 + 25.6).....	0	0	0	0	0

NONE

(b) For health business on indicated lines report: Number of persons insured under PPO managed products.....0 and number of persons insured under indemnity only products.....0.



DIRECT BUSINESS IN Other Alien # 91 DURING THE YEAR
NAIC Group Code.....0140 NAIC Company Code.....92657

LIFE INSURANCE

	1	2	3	4	5
	Ordinary	Credit Life (Group and Individual)	Group	Industrial	Total
DIRECT PREMIUMS AND ANNUITY CONSIDERATIONS					
1. Life insurance.....					0
2. Annuity considerations.....					0
3. Deposit-type contract funds.....		XXX		XXX	0
4. Other considerations.....					0
5. Totals (Sum of Lines 1 to 4).....	0	0	0	0	0
DIRECT DIVIDENDS TO POLICYHOLDERS					
Life insurance:					
6.1 Paid in cash or left on deposit.....					0
6.2 Applied to pay renewal premiums.....					0
6.3 Applied to provide paid-up additions or shorten the endowment or premium-paying period.....					0
6.4 Other.....					0
6.5 Totals (Sum of Lines 6.1 to 6.4).....	0	0	0	0	0
Annuities:					
7.1 Paid in cash or left on deposit.....					0
7.2 Applied to provide paid-up annuities.....					0
7.3 Other.....					0
7.4 Totals (Sum of Lines 7.1 to 7.3).....	0	0	0	0	0
8. Grand Totals (Lines 6.5 + 7.4).....	0	0	0	0	0
DIRECT CLAIMS AND BENEFITS PAID					
9. Death benefits.....					0
10. Matured endowments.....					0
11. Annuity benefits.....					0
12. Surrender values and withdrawals for life contracts.....					0
13. Aggregate write-ins for miscellaneous direct claims and benefits paid.....	0	0	0	0	0
14. All other benefits, except accident and health.....					0
15. Totals.....	0	0	0	0	0

NONE

DETAILS OF WRITE-INS					
1301.					0
1302.					0
1303.					0
1398. Summary of remaining write-ins for Line 13 from overflow page.....	0	0	0	0	0
1399. Total (Lines 1301 through 1303 plus 1398)(Line 13 above).....	0	0	0	0	0

	Ordinary		Credit Life (Group and Individual)		Group		Industrial		Total	
	1	2	3	4	5	6	7	8	9	10
	No.	Amount	No. of Ind. Pols. & Gr. Certifs.	Amount	No. of Certifs.	Amount	No.	Amount	No.	Amount
DIRECT DEATH BENEFITS AND MATURED ENDOWMENTS INCURRED										
16. Unpaid December 31, prior year.....									0	0
17. Incurred during current year.....									0	0
Settled during current year:										
18.1 By payment in full.....									0	0
18.2 By payment on compromised claims.....									0	0
18.3 Totals paid.....	0	0	0	0	0	0	0	0	0	0
18.4 Reduction by compromise.....									0	0
18.5 Amount rejected.....									0	0
18.6 Total settlements.....	0	0	0	0	0	0	0	0	0	0
19. Unpaid Dec. 31, current year (Lines 16 + 17 - 18.6).....	0	0	0	0	0	0	0	0	0	0
POLICY EXHIBIT					No. of Pol.					
20. In force December 31, prior year.....				(a).....					0	0
21. Issued during year.....									0	0
22. Other changes to in force (Net).....									0	0
23. In force December 31 of current year.....	0	0	0	(a).....	0	0	0	0	0	0

NONE

(a) Includes Individual Credit Life Insurance, prior year \$.....0 current year \$.....0.
Includes Group Credit Life Insurance Loans less than or equal to 60 months at issue, prior year \$.....0 current year \$.....0.
Loans greater than 60 months at issue BUT NOT GREATER THAN 120 MONTHS, prior year \$.....0 current year \$.....0.

ACCIDENT AND HEALTH INSURANCE

	1	2	3	4	5
	Direct Premiums	Direct Premiums Earned	Dividends Paid Or Credited on Direct Business	Direct Losses Paid	Direct Losses Incurred
24. Group policies (b).....					
24.1 Federal Employee Health Benefits Plan premium (b).....					
24.2 Credit (group and individual).....					
24.3 Collectively renewable policies (b).....					
24.4 Medicare Title XVIII exempt from state taxes or fees.....					
Other Individual Policies:					
25.1 Non-cancelable (b).....					
25.2 Guaranteed renewable (b).....					
25.3 Non-renewable for stated reasons only (b).....					
25.4 Other accident only.....					
25.5 All other (b).....					
25.6 Totals (Sum of Lines 25.1 to 25.5).....	0	0	0	0	0
26. Totals (Lines 24 + 24.1 + 24.2 + 24.3 + 24.4 + 25.6).....	0	0	0	0	0

NONE

(b) For health business on indicated lines report: Number of persons insured under PPO managed products.....0 and number of persons insured under indemnity only products.....0.



DIRECT BUSINESS IN Other Alien # 92 DURING THE YEAR
NAIC Group Code.....0140 NAIC Company Code.....92657

LIFE INSURANCE

	1	2	3	4	5
	Ordinary	Credit Life (Group and Individual)	Group	Industrial	Total
DIRECT PREMIUMS AND ANNUITY CONSIDERATIONS					
1. Life insurance.....					0
2. Annuity considerations.....					0
3. Deposit-type contract funds.....		XXX		XXX	0
4. Other considerations.....					0
5. Totals (Sum of Lines 1 to 4).....	0	0	0	0	0
DIRECT DIVIDENDS TO POLICYHOLDERS					
Life insurance:					
6.1 Paid in cash or left on deposit.....					0
6.2 Applied to pay renewal premiums.....					0
6.3 Applied to provide paid-up additions or shorten the endowment or premium-paying period.....					0
6.4 Other.....					0
6.5 Totals (Sum of Lines 6.1 to 6.4).....	0	0	0	0	0
Annuities:					
7.1 Paid in cash or left on deposit.....					0
7.2 Applied to provide paid-up annuities.....					0
7.3 Other.....					0
7.4 Totals (Sum of Lines 7.1 to 7.3).....	0	0	0	0	0
8. Grand Totals (Lines 6.5 + 7.4).....	0	0	0	0	0
DIRECT CLAIMS AND BENEFITS PAID					
9. Death benefits.....					0
10. Matured endowments.....					0
11. Annuity benefits.....					0
12. Surrender values and withdrawals for life contracts.....					0
13. Aggregate write-ins for miscellaneous direct claims and benefits paid.....	0	0	0	0	0
14. All other benefits, except accident and health.....					0
15. Totals.....	0	0	0	0	0

NONE

DETAILS OF WRITE-INS					
1301.					0
1302.					0
1303.					0
1398. Summary of remaining write-ins for Line 13 from overflow page.....	0	0	0	0	0
1399. Total (Lines 1301 through 1303 plus 1398)(Line 13 above).....	0	0	0	0	0

	Ordinary		Credit Life (Group and Individual)		Group		Industrial		Total	
	1	2	3	4	5	6	7	8	9	10
	No.	Amount	No. of Ind. Pols. & Gr. Certifs.	Amount	No. of Certifs.	Amount	No.	Amount	No.	Amount
DIRECT DEATH BENEFITS AND MATURED ENDOWMENTS INCURRED										
16. Unpaid December 31, prior year.....									0	0
17. Incurred during current year.....									0	0
Settled during current year:										
18.1 By payment in full.....									0	0
18.2 By payment on compromised claims.....									0	0
18.3 Totals paid.....	0	0		0	0	0	0	0	0	0
18.4 Reduction by compromise.....									0	0
18.5 Amount rejected.....									0	0
18.6 Total settlements.....	0	0	0	0	0	0	0	0	0	0
19. Unpaid Dec. 31, current year (Lines 16 + 17 - 18.6).....	0	0	0	0	0	0	0	0	0	0
POLICY EXHIBIT					No. of Pol.					
20. In force December 31, prior year.....				(a).....					0	0
21. Issued during year.....									0	0
22. Other changes to in force (Net).....									0	0
23. In force December 31 of current year.....	0	0	0	(a).....0	0	0	0	0	0	0

NONE

(a) Includes Individual Credit Life Insurance, prior year \$.....0 current year \$.....0.
Includes Group Credit Life Insurance Loans less than or equal to 60 months at issue, prior year \$.....0 current year \$.....0.
Loans greater than 60 months at issue BUT NOT GREATER THAN 120 MONTHS, prior year \$.....0 current year \$.....0.

ACCIDENT AND HEALTH INSURANCE

	1	2	3	4	5
	Direct Premiums	Direct Premiums Earned	Dividends Paid Or Credited on Direct Business	Direct Losses Paid	Direct Losses Incurred
24. Group policies (b).....					
24.1 Federal Employee Health Benefits Plan premium (b).....					
24.2 Credit (group and individual).....					
24.3 Collectively renewable policies (b).....					
24.4 Medicare Title XVIII exempt from state taxes or fees.....					
Other Individual Policies:					
25.1 Non-cancelable (b).....					
25.2 Guaranteed renewable (b).....					
25.3 Non-renewable for stated reasons only (b).....					
25.4 Other accident only.....					
25.5 All other (b).....					
25.6 Totals (Sum of Lines 25.1 to 25.5).....	0	0	0	0	0
26. Totals (Lines 24 + 24.1 + 24.2 + 24.3 + 24.4 + 25.6).....	0	0	0	0	0

NONE

(b) For health business on indicated lines report: Number of persons insured under PPO managed products.....0 and number of persons insured under indemnity only products.....0.



DIRECT BUSINESS IN Other Alien # 93 DURING THE YEAR
NAIC Group Code.....0140 NAIC Company Code.....92657

LIFE INSURANCE

	1	2	3	4	5
	Ordinary	Credit Life (Group and Individual)	Group	Industrial	Total
DIRECT PREMIUMS AND ANNUITY CONSIDERATIONS					
1. Life insurance.....					0
2. Annuity considerations.....					0
3. Deposit-type contract funds.....		XXX		XXX	0
4. Other considerations.....					0
5. Totals (Sum of Lines 1 to 4).....	0	0	0	0	0
DIRECT DIVIDENDS TO POLICYHOLDERS					
Life insurance:					
6.1 Paid in cash or left on deposit.....					0
6.2 Applied to pay renewal premiums.....					0
6.3 Applied to provide paid-up additions or shorten the endowment or premium-paying period.....					0
6.4 Other.....					0
6.5 Totals (Sum of Lines 6.1 to 6.4).....	0	0	0	0	0
Annuities:					
7.1 Paid in cash or left on deposit.....					0
7.2 Applied to provide paid-up annuities.....					0
7.3 Other.....					0
7.4 Totals (Sum of Lines 7.1 to 7.3).....	0	0	0	0	0
8. Grand Totals (Lines 6.5 + 7.4).....	0	0	0	0	0
DIRECT CLAIMS AND BENEFITS PAID					
9. Death benefits.....					0
10. Matured endowments.....					0
11. Annuity benefits.....					0
12. Surrender values and withdrawals for life contracts.....					0
13. Aggregate write-ins for miscellaneous direct claims and benefits paid.....	0	0	0	0	0
14. All other benefits, except accident and health.....					0
15. Totals.....	0	0	0	0	0

NONE

DETAILS OF WRITE-INS					
1301.					0
1302.					0
1303.					0
1398. Summary of remaining write-ins for Line 13 from overflow page.....	0	0	0	0	0
1399. Total (Lines 1301 through 1303 plus 1398)(Line 13 above).....	0	0	0	0	0

	Ordinary		Credit Life (Group and Individual)		Group		Industrial		Total	
	1	2	3	4	5	6	7	8	9	10
	No.	Amount	No. of Ind. Pols. & Gr. Certifs.	Amount	No. of Certifs.	Amount	No.	Amount	No.	Amount
DIRECT DEATH BENEFITS AND MATURED ENDOWMENTS INCURRED										
16. Unpaid December 31, prior year.....									0	0
17. Incurred during current year.....									0	0
Settled during current year:										
18.1 By payment in full.....									0	0
18.2 By payment on compromised claims.....									0	0
18.3 Totals paid.....	0	0	0	0	0	0	0	0	0	0
18.4 Reduction by compromise.....									0	0
18.5 Amount rejected.....									0	0
18.6 Total settlements.....	0	0	0	0	0	0	0	0	0	0
19. Unpaid Dec. 31, current year (Lines 16 + 17 - 18.6).....	0	0	0	0	0	0	0	0	0	0
POLICY EXHIBIT					No. of Pol.					
20. In force December 31, prior year.....				(a).....					0	0
21. Issued during year.....									0	0
22. Other changes to in force (Net).....									0	0
23. In force December 31 of current year.....	0	0	0	(a).....	0	0	0	0	0	0

NONE

(a) Includes Individual Credit Life Insurance, prior year \$.....0 current year \$.....0.
Includes Group Credit Life Insurance Loans less than or equal to 60 months at issue, prior year \$.....0 current year \$.....0.
Loans greater than 60 months at issue BUT NOT GREATER THAN 120 MONTHS, prior year \$.....0 current year \$.....0.

ACCIDENT AND HEALTH INSURANCE

	1	2	3	4	5
	Direct Premiums	Direct Premiums Earned	Dividends Paid Or Credited on Direct Business	Direct Losses Paid	Direct Losses Incurred
24. Group policies (b).....					
24.1 Federal Employee Health Benefits Plan premium (b).....					
24.2 Credit (group and individual).....					
24.3 Collectively renewable policies (b).....					
24.4 Medicare Title XVIII exempt from state taxes or fees.....					
Other Individual Policies:					
25.1 Non-cancelable (b).....					
25.2 Guaranteed renewable (b).....					
25.3 Non-renewable for stated reasons only (b).....					
25.4 Other accident only.....					
25.5 All other (b).....					
25.6 Totals (Sum of Lines 25.1 to 25.5).....	0	0	0	0	0
26. Totals (Lines 24 + 24.1 + 24.2 + 24.3 + 24.4 + 25.6).....	0	0	0	0	0

NONE

(b) For health business on indicated lines report: Number of persons insured under PPO managed products.....0 and number of persons insured under indemnity only products.....0.

NATIONWIDE LIFE AND ANNUITY INSURANCE COMPANY



DIRECT BUSINESS IN Other Alien # 94 DURING THE YEAR
NAIC Group Code....0140 NAIC Company Code....92657

LIFE INSURANCE

	1	2	3	4	5
	Ordinary	Credit Life (Group and Individual)	Group	Industrial	Total
DIRECT PREMIUMS AND ANNUITY CONSIDERATIONS					
1. Life insurance.....					0
2. Annuity considerations.....					0
3. Deposit-type contract funds.....		XXX		XXX	0
4. Other considerations.....					0
5. Totals (Sum of Lines 1 to 4).....	0	0	0	0	0
DIRECT DIVIDENDS TO POLICYHOLDERS					
Life insurance:					
6.1 Paid in cash or left on deposit.....					0
6.2 Applied to pay renewal premiums.....					0
6.3 Applied to provide paid-up additions or shorten the endowment or premium-paying period.....					0
6.4 Other.....					0
6.5 Totals (Sum of Lines 6.1 to 6.4).....	0	0	0	0	0
Annuities:					
7.1 Paid in cash or left on deposit.....					0
7.2 Applied to provide paid-up annuities.....					0
7.3 Other.....					0
7.4 Totals (Sum of Lines 7.1 to 7.3).....	0	0	0	0	0
8. Grand Totals (Lines 6.5 + 7.4).....	0	0	0	0	0
DIRECT CLAIMS AND BENEFITS PAID					
9. Death benefits.....					0
10. Matured endowments.....					0
11. Annuity benefits.....					0
12. Surrender values and withdrawals for life contracts.....					0
13. Aggregate write-ins for miscellaneous direct claims and benefits paid.....	0	0	0	0	0
14. All other benefits, except accident and health.....					0
15. Totals.....	0	0	0	0	0

NONE

DETAILS OF WRITE-INS					
1301.					0
1302.					0
1303.					0
1398. Summary of remaining write-ins for Line 13 from overflow page.....	0	0	0	0	0
1399. Total (Lines 1301 through 1303 plus 1398)(Line 13 above).....	0	0	0	0	0

	Ordinary		Credit Life (Group and Individual)		Group		Industrial		Total	
	1	2	3	4	5	6	7	8	9	10
	No.	Amount	No. of Ind. Pols. & Gr. Certifs.	Amount	No. of Certifs.	Amount	No.	Amount	No.	Amount
DIRECT DEATH BENEFITS AND MATURED ENDOWMENTS INCURRED										
16. Unpaid December 31, prior year.....									0	0
17. Incurred during current year.....									0	0
Settled during current year:										
18.1 By payment in full.....									0	0
18.2 By payment on compromised claims.....									0	0
18.3 Totals paid.....	0	0		0	0	0	0	0	0	0
18.4 Reduction by compromise.....									0	0
18.5 Amount rejected.....									0	0
18.6 Total settlements.....	0	0	0	0	0	0	0	0	0	0
19. Unpaid Dec. 31, current year (Lines 16 + 17 - 18.6).....	0	0	0	0	0	0	0	0	0	0
POLICY EXHIBIT					No. of Pol.					
20. In force December 31, prior year.....				(a).....					0	0
21. Issued during year.....									0	0
22. Other changes to in force (Net).....									0	0
23. In force December 31 of current year.....	0	0	0	(a).....0	0	0	0	0	0	0

NONE

(a) Includes Individual Credit Life Insurance, prior year \$.....0 current year \$.....0.
Includes Group Credit Life Insurance Loans less than or equal to 60 months at issue, prior year \$.....0 current year \$.....0.
Loans greater than 60 months at issue BUT NOT GREATER THAN 120 MONTHS, prior year \$.....0 current year \$.....0.

ACCIDENT AND HEALTH INSURANCE

	1	2	3	4	5
	Direct Premiums	Direct Premiums Earned	Dividends Paid Or Credited on Direct Business	Direct Losses Paid	Direct Losses Incurred
24. Group policies (b).....					
24.1 Federal Employee Health Benefits Plan premium (b).....					
24.2 Credit (group and individual).....					
24.3 Collectively renewable policies (b).....					
24.4 Medicare Title XVIII exempt from state taxes or fees.....					
Other Individual Policies:					
25.1 Non-cancelable (b).....					
25.2 Guaranteed renewable (b).....					
25.3 Non-renewable for stated reasons only (b).....					
25.4 Other accident only.....					
25.5 All other (b).....					
25.6 Totals (Sum of Lines 25.1 to 25.5).....	0	0	0	0	0
26. Totals (Lines 24 + 24.1 + 24.2 + 24.3 + 24.4 + 25.6).....	0	0	0	0	0

NONE

(b) For health business on indicated lines report: Number of persons insured under PPO managed products.....0 and number of persons insured under indemnity only products.....0.



DIRECT BUSINESS IN Other Alien # 95 DURING THE YEAR
NAIC Group Code....0140 NAIC Company Code....92657

LIFE INSURANCE

	1	2	3	4	5
	Ordinary	Credit Life (Group and Individual)	Group	Industrial	Total
DIRECT PREMIUMS AND ANNUITY CONSIDERATIONS					
1. Life insurance.....					0
2. Annuity considerations.....					0
3. Deposit-type contract funds.....		XXX		XXX	0
4. Other considerations.....					0
5. Totals (Sum of Lines 1 to 4).....	0	0	0	0	0
DIRECT DIVIDENDS TO POLICYHOLDERS					
Life insurance:					
6.1 Paid in cash or left on deposit.....					0
6.2 Applied to pay renewal premiums.....					0
6.3 Applied to provide paid-up additions or shorten the endowment or premium-paying period.....					0
6.4 Other.....					0
6.5 Totals (Sum of Lines 6.1 to 6.4).....	0	0	0	0	0
Annuities:					
7.1 Paid in cash or left on deposit.....					0
7.2 Applied to provide paid-up annuities.....					0
7.3 Other.....					0
7.4 Totals (Sum of Lines 7.1 to 7.3).....	0	0	0	0	0
8. Grand Totals (Lines 6.5 + 7.4).....	0	0	0	0	0
DIRECT CLAIMS AND BENEFITS PAID					
9. Death benefits.....					0
10. Matured endowments.....					0
11. Annuity benefits.....					0
12. Surrender values and withdrawals for life contracts.....					0
13. Aggregate write-ins for miscellaneous direct claims and benefits paid.....	0	0	0	0	0
14. All other benefits, except accident and health.....					0
15. Totals.....	0	0	0	0	0

NONE

DETAILS OF WRITE-INS					
1301.					0
1302.					0
1303.					0
1398. Summary of remaining write-ins for Line 13 from overflow page.....	0	0	0	0	0
1399. Total (Lines 1301 through 1303 plus 1398)(Line 13 above).....	0	0	0	0	0

	Ordinary		Credit Life (Group and Individual)		Group		Industrial		Total	
	1	2	3	4	5	6	7	8	9	10
	No.	Amount	No. of Ind. Pols. & Gr. Certifs.	Amount	No. of Certifs.	Amount	No.	Amount	No.	Amount
DIRECT DEATH BENEFITS AND MATURED ENDOWMENTS INCURRED										
16. Unpaid December 31, prior year.....									0	0
17. Incurred during current year.....									0	0
Settled during current year:										
18.1 By payment in full.....									0	0
18.2 By payment on compromised claims.....									0	0
18.3 Totals paid.....	0	0	0	0	0	0	0	0	0	0
18.4 Reduction by compromise.....									0	0
18.5 Amount rejected.....									0	0
18.6 Total settlements.....	0	0	0	0	0	0	0	0	0	0
19. Unpaid Dec. 31, current year (Lines 16 + 17 - 18.6).....	0	0	0	0	0	0	0	0	0	0
POLICY EXHIBIT					No. of Pol.					
20. In force December 31, prior year.....				(a).....					0	0
21. Issued during year.....									0	0
22. Other changes to in force (Net).....									0	0
23. In force December 31 of current year.....	0	0	0	(a).....	0	0	0	0	0	0

NONE

(a) Includes Individual Credit Life Insurance, prior year \$.....0 current year \$.....0.
Includes Group Credit Life Insurance Loans less than or equal to 60 months at issue, prior year \$.....0 current year \$.....0.
Loans greater than 60 months at issue BUT NOT GREATER THAN 120 MONTHS, prior year \$.....0 current year \$.....0.

ACCIDENT AND HEALTH INSURANCE

	1	2	3	4	5
	Direct Premiums	Direct Premiums Earned	Dividends Paid Or Credited on Direct Business	Direct Losses Paid	Direct Losses Incurred
24. Group policies (b).....					
24.1 Federal Employee Health Benefits Plan premium (b).....					
24.2 Credit (group and individual).....					
24.3 Collectively renewable policies (b).....					
24.4 Medicare Title XVIII exempt from state taxes or fees.....					
Other Individual Policies:					
25.1 Non-cancelable (b).....					
25.2 Guaranteed renewable (b).....					
25.3 Non-renewable for stated reasons only (b).....					
25.4 Other accident only.....					
25.5 All other (b).....					
25.6 Totals (Sum of Lines 25.1 to 25.5).....	0	0	0	0	0
26. Totals (Lines 24 + 24.1 + 24.2 + 24.3 + 24.4 + 25.6).....	0	0	0	0	0

NONE

(b) For health business on indicated lines report: Number of persons insured under PPO managed products.....0 and number of persons insured under indemnity only products.....0.



DIRECT BUSINESS IN Other Alien # 96 DURING THE YEAR
NAIC Group Code.....0140 NAIC Company Code.....92657

LIFE INSURANCE

	1	2	3	4	5
	Ordinary	Credit Life (Group and Individual)	Group	Industrial	Total
DIRECT PREMIUMS AND ANNUITY CONSIDERATIONS					
1. Life insurance.....					0
2. Annuity considerations.....					0
3. Deposit-type contract funds.....		XXX		XXX	0
4. Other considerations.....					0
5. Totals (Sum of Lines 1 to 4).....	0	0	0	0	0
DIRECT DIVIDENDS TO POLICYHOLDERS					
Life insurance:					
6.1 Paid in cash or left on deposit.....					0
6.2 Applied to pay renewal premiums.....					0
6.3 Applied to provide paid-up additions or shorten the endowment or premium-paying period.....					0
6.4 Other.....					0
6.5 Totals (Sum of Lines 6.1 to 6.4).....	0	0	0	0	0
Annuities:					
7.1 Paid in cash or left on deposit.....					0
7.2 Applied to provide paid-up annuities.....					0
7.3 Other.....					0
7.4 Totals (Sum of Lines 7.1 to 7.3).....	0	0	0	0	0
8. Grand Totals (Lines 6.5 + 7.4).....	0	0	0	0	0
DIRECT CLAIMS AND BENEFITS PAID					
9. Death benefits.....					0
10. Matured endowments.....					0
11. Annuity benefits.....					0
12. Surrender values and withdrawals for life contracts.....					0
13. Aggregate write-ins for miscellaneous direct claims and benefits paid.....	0	0	0	0	0
14. All other benefits, except accident and health.....					0
15. Totals.....	0	0	0	0	0

NONE

DETAILS OF WRITE-INS					
1301.					0
1302.					0
1303.					0
1398. Summary of remaining write-ins for Line 13 from overflow page.....	0	0	0	0	0
1399. Total (Lines 1301 through 1303 plus 1398)(Line 13 above).....	0	0	0	0	0

	Ordinary		Credit Life (Group and Individual)		Group		Industrial		Total	
	1	2	3	4	5	6	7	8	9	10
	No.	Amount	No. of Ind. Pols. & Gr. Certifs.	Amount	No. of Certifs.	Amount	No.	Amount	No.	Amount
DIRECT DEATH BENEFITS AND MATURED ENDOWMENTS INCURRED										
16. Unpaid December 31, prior year.....									0	0
17. Incurred during current year.....									0	0
Settled during current year:										
18.1 By payment in full.....									0	0
18.2 By payment on compromised claims.....									0	0
18.3 Totals paid.....	0	0	0	0	0	0	0	0	0	0
18.4 Reduction by compromise.....									0	0
18.5 Amount rejected.....									0	0
18.6 Total settlements.....	0	0	0	0	0	0	0	0	0	0
19. Unpaid Dec. 31, current year (Lines 16 + 17 - 18.6).....	0	0	0	0	0	0	0	0	0	0
POLICY EXHIBIT					No. of Pol.					
20. In force December 31, prior year.....				(a).....					0	0
21. Issued during year.....									0	0
22. Other changes to in force (Net).....									0	0
23. In force December 31 of current year.....	0	0	0	(a).....	0	0	0	0	0	0

NONE

(a) Includes Individual Credit Life Insurance, prior year \$.....0 current year \$.....0.
Includes Group Credit Life Insurance Loans less than or equal to 60 months at issue, prior year \$.....0 current year \$.....0.
Loans greater than 60 months at issue BUT NOT GREATER THAN 120 MONTHS, prior year \$.....0 current year \$.....0.

ACCIDENT AND HEALTH INSURANCE

	1	2	3	4	5
	Direct Premiums	Direct Premiums Earned	Dividends Paid Or Credited on Direct Business	Direct Losses Paid	Direct Losses Incurred
24. Group policies (b).....					
24.1 Federal Employee Health Benefits Plan premium (b).....					
24.2 Credit (group and individual).....					
24.3 Collectively renewable policies (b).....					
24.4 Medicare Title XVIII exempt from state taxes or fees.....					
Other Individual Policies:					
25.1 Non-cancelable (b).....					
25.2 Guaranteed renewable (b).....					
25.3 Non-renewable for stated reasons only (b).....					
25.4 Other accident only.....					
25.5 All other (b).....					
25.6 Totals (Sum of Lines 25.1 to 25.5).....	0	0	0	0	0
26. Totals (Lines 24 + 24.1 + 24.2 + 24.3 + 24.4 + 25.6).....	0	0	0	0	0

NONE

(b) For health business on indicated lines report: Number of persons insured under PPO managed products.....0 and number of persons insured under indemnity only products.....0.

NATIONWIDE LIFE AND ANNUITY INSURANCE COMPANY



DIRECT BUSINESS IN THE STATE OF ALASKA DURING THE YEAR

NAIC Group Code....0140

NAIC Company Code....92657

LIFE INSURANCE

	1	2	3	4	5
	Ordinary	Credit Life (Group and Individual)	Group	Industrial	Total
DIRECT PREMIUMS AND ANNUITY CONSIDERATIONS					
1. Life insurance.....	1,445,854				1,445,854
2. Annuity considerations.....					0
3. Deposit-type contract funds.....		XXX		XXX	0
4. Other considerations.....	3,550,374				3,550,374
5. Totals (Sum of Lines 1 to 4).....	4,996,228	0	0	0	4,996,228
DIRECT DIVIDENDS TO POLICYHOLDERS					
Life insurance:					
6.1 Paid in cash or left on deposit.....					0
6.2 Applied to pay renewal premiums.....					0
6.3 Applied to provide paid-up additions or shorten the endowment or premium-paying period.....	1,819				1,819
6.4 Other.....					0
6.5 Totals (Sum of Lines 6.1 to 6.4).....	1,819	0	0	0	1,819
Annuities:					
7.1 Paid in cash or left on deposit.....					0
7.2 Applied to provide paid-up annuities.....					0
7.3 Other.....					0
7.4 Totals (Sum of Lines 7.1 to 7.3).....	0	0	0	0	0
8. Grand Totals (Lines 6.5 + 7.4).....	1,819	0	0	0	1,819
DIRECT CLAIMS AND BENEFITS PAID					
9. Death benefits.....					0
10. Matured endowments.....					0
11. Annuity benefits.....	11,226				11,226
12. Surrender values and withdrawals for life contracts.....	66,924		25,000		91,924
13. Aggregate write-ins for miscellaneous direct claims and benefits paid.....	0	0	0	0	0
14. All other benefits, except accident and health.....					0
15. Totals.....	78,150	0	25,000	0	103,150

DETAILS OF WRITE-INS					
1301.					0
1302.					0
1303.					0
1398. Summary of remaining write-ins for Line 13 from overflow page.....	0	0	0	0	0
1399. Total (Lines 1301 through 1303 plus 1398)(Line 13 above).....	0	0	0	0	0

	Ordinary		Credit Life (Group and Individual)		Group		Industrial		Total	
	1	2	3	4	5	6	7	8	9	10
	No.	Amount	No. of Ind. Pols. & Gr. Certifs.	Amount	No. of Certifs.	Amount	No.	Amount	No.	Amount
DIRECT DEATH BENEFITS AND MATURED ENDOWMENTS INCURRED										
16. Unpaid December 31, prior year.....									0	0
17. Incurred during current year.....									0	0
Settled during current year:										
18.1 By payment in full.....									0	0
18.2 By payment on compromised claims.....									0	0
18.3 Totals paid.....	0	0	0	0	0	0	0	0	0	0
18.4 Reduction by compromise.....									0	0
18.5 Amount rejected.....									0	0
18.6 Total settlements.....	0	0	0	0	0	0	0	0	0	0
19. Unpaid Dec. 31, current year (Lines 16 + 17 - 18.6).....	0	0	0	0	0	0	0	0	0	0
POLICY EXHIBIT					No. of Pol.					
20. In force December 31, prior year.....	159	113,497,799		(a).....					159	113,497,799
21. Issued during year.....	22	5,226,614							22	5,226,614
22. Other changes to in force (Net).....	(9)	(4,607,322)							(9)	(4,607,322)
23. In force December 31 of current year.....	172	114,117,091	0	(a).....0	0	0	0	0	172	114,117,091

(a) Includes Individual Credit Life Insurance, prior year \$.....0 current year \$.....0.
Includes Group Credit Life Insurance Loans less than or equal to 60 months at issue, prior year \$.....0 current year \$.....0.
Loans greater than 60 months at issue BUT NOT GREATER THAN 120 MONTHS, prior year \$.....0 current year \$.....0.

ACCIDENT AND HEALTH INSURANCE

	1	2	3	4	5
	Direct Premiums	Direct Premiums Earned	Dividends Paid Or Credited on Direct Business	Direct Losses Paid	Direct Losses Incurred
24. Group policies (b).....					
24.1 Federal Employee Health Benefits Plan premium (b).....					
24.2 Credit (group and individual).....					
24.3 Collectively renewable policies (b).....					
24.4 Medicare Title XVIII exempt from state taxes or fees.....					
Other Individual Policies:					
25.1 Non-cancelable (b).....					
25.2 Guaranteed renewable (b).....					
25.3 Non-renewable for stated reasons only (b).....					
25.4 Other accident only.....					
25.5 All other (b).....					
25.6 Totals (Sum of Lines 25.1 to 25.5).....	0	0	0	0	0
26. Totals (Lines 24 + 24.1 + 24.2 + 24.3 + 24.4 + 25.6).....	0	0	0	0	0

(b) For health business on indicated lines report: Number of persons insured under PPO managed products.....0 and number of persons insured under indemnity only products.....0.

NATIONWIDE LIFE AND ANNUITY INSURANCE COMPANY



DIRECT BUSINESS IN THE STATE OF ALABAMA DURING THE YEAR

NAIC Group Code....0140

NAIC Company Code....92657

LIFE INSURANCE

	1	2	3	4	5
	Ordinary	Credit Life (Group and Individual)	Group	Industrial	Total
DIRECT PREMIUMS AND ANNUITY CONSIDERATIONS					
1. Life insurance.....	10,248,571				10,248,571
2. Annuity considerations.....	87,857				87,857
3. Deposit-type contract funds.....		XXX		XXX	0
4. Other considerations.....	42,291,820		667		42,292,487
5. Totals (Sum of Lines 1 to 4).....	52,628,248	0	667	0	52,628,915
DIRECT DIVIDENDS TO POLICYHOLDERS					
Life insurance:					
6.1 Paid in cash or left on deposit.....					0
6.2 Applied to pay renewal premiums.....					0
6.3 Applied to provide paid-up additions or shorten the endowment or premium-paying period.....	13				13
6.4 Other.....					0
6.5 Totals (Sum of Lines 6.1 to 6.4).....	13	0	0	0	13
Annuities:					
7.1 Paid in cash or left on deposit.....					0
7.2 Applied to provide paid-up annuities.....					0
7.3 Other.....					0
7.4 Totals (Sum of Lines 7.1 to 7.3).....	0	0	0	0	0
8. Grand Totals (Lines 6.5 + 7.4).....	13	0	0	0	13
DIRECT CLAIMS AND BENEFITS PAID					
9. Death benefits.....	4,975,523				4,975,523
10. Matured endowments.....					0
11. Annuity benefits.....	1,918,027		76,301		1,994,328
12. Surrender values and withdrawals for life contracts.....	11,720,112		486,923		12,207,035
13. Aggregate write-ins for miscellaneous direct claims and benefits paid.....	0	0	0	0	0
14. All other benefits, except accident and health.....	201				201
15. Totals.....	18,613,863	0	563,224	0	19,177,087

DETAILS OF WRITE-INS					
1301.					0
1302.					0
1303.					0
1398. Summary of remaining write-ins for Line 13 from overflow page.....	0	0	0	0	0
1399. Total (Lines 1301 through 1303 plus 1398)(Line 13 above).....	0	0	0	0	0

	Ordinary		Credit Life (Group and Individual)		Group		Industrial		Total	
	1	2	3	4	5	6	7	8	9	10
	No.	Amount	No. of Ind. Pols. & Gr. Certifs.	Amount	No. of Certifs.	Amount	No.	Amount	No.	Amount
DIRECT DEATH BENEFITS AND MATURED ENDOWMENTS INCURRED										
16. Unpaid December 31, prior year.....	4	580,000							4	580,000
17. Incurred during current year.....	21	4,879,523							21	4,879,523
Settled during current year:										
18.1 By payment in full.....	24	5,449,523							24	5,449,523
18.2 By payment on compromised claims.....									0	0
18.3 Totals paid.....	24	5,449,523	0	0	0	0	0	0	24	5,449,523
18.4 Reduction by compromise.....									0	0
18.5 Amount rejected.....									0	0
18.6 Total settlements.....	24	5,449,523	0	0	0	0	0	0	24	5,449,523
19. Unpaid Dec. 31, current year (Lines 16 + 17 - 18.6).....	1	10,000	0	0	0	0	0	0	1	10,000
POLICY EXHIBIT					No. of Pol.					
20. In force December 31, prior year.....	5,919	1,566,628,808		(a).....					5,919	1,566,628,808
21. Issued during year.....	566	206,307,021							566	206,307,021
22. Other changes to in force (Net).....	(419)	(91,505,403)							(419)	(91,505,403)
23. In force December 31 of current year.....	6,066	1,681,430,426	0	(a).....0	0	0	0	0	6,066	1,681,430,426

(a) Includes Individual Credit Life Insurance, prior year \$.....0 current year \$.....0.
Includes Group Credit Life Insurance Loans less than or equal to 60 months at issue, prior year \$.....0 current year \$.....0.
Loans greater than 60 months at issue BUT NOT GREATER THAN 120 MONTHS, prior year \$.....0 current year \$.....0.

ACCIDENT AND HEALTH INSURANCE

	1	2	3	4	5
	Direct Premiums	Direct Premiums Earned	Dividends Paid Or Credited on Direct Business	Direct Losses Paid	Direct Losses Incurred
24. Group policies (b).....					
24.1 Federal Employee Health Benefits Plan premium (b).....					
24.2 Credit (group and individual).....					
24.3 Collectively renewable policies (b).....					
24.4 Medicare Title XVIII exempt from state taxes or fees.....					
Other Individual Policies:					
25.1 Non-cancelable (b).....					
25.2 Guaranteed renewable (b).....					
25.3 Non-renewable for stated reasons only (b).....					
25.4 Other accident only.....					
25.5 All other (b).....					
25.6 Totals (Sum of Lines 25.1 to 25.5).....	0	0	0	0	0
26. Totals (Lines 24 + 24.1 + 24.2 + 24.3 + 24.4 + 25.6).....	0	0	0	0	0

(b) For health business on indicated lines report: Number of persons insured under PPO managed products.....0 and number of persons insured under indemnity only products.....0.

NATIONWIDE LIFE AND ANNUITY INSURANCE COMPANY



DIRECT BUSINESS IN THE STATE OF ARKANSAS DURING THE YEAR

NAIC Group Code....0140

NAIC Company Code....92657

LIFE INSURANCE

	1	2	3	4	5
	Ordinary	Credit Life (Group and Individual)	Group	Industrial	Total
DIRECT PREMIUMS AND ANNUITY CONSIDERATIONS					
1. Life insurance.....	5,663,996				5,663,996
2. Annuity considerations.....	18,647				18,647
3. Deposit-type contract funds.....		XXX		XXX	0
4. Other considerations.....	26,568,477				26,568,477
5. Totals (Sum of Lines 1 to 4).....	32,251,120	0	0	0	32,251,120
DIRECT DIVIDENDS TO POLICYHOLDERS					
Life insurance:					
6.1 Paid in cash or left on deposit.....	35,783				35,783
6.2 Applied to pay renewal premiums.....	30,983				30,983
6.3 Applied to provide paid-up additions or shorten the endowment or premium-paying period.....	110,409				110,409
6.4 Other.....					0
6.5 Totals (Sum of Lines 6.1 to 6.4).....	177,175	0	0	0	177,175
Annuities:					
7.1 Paid in cash or left on deposit.....					0
7.2 Applied to provide paid-up annuities.....					0
7.3 Other.....					0
7.4 Totals (Sum of Lines 7.1 to 7.3).....	0	0	0	0	0
8. Grand Totals (Lines 6.5 + 7.4).....	177,175	0	0	0	177,175
DIRECT CLAIMS AND BENEFITS PAID					
9. Death benefits.....	1,414,214				1,414,214
10. Matured endowments.....					0
11. Annuity benefits.....	950,451				950,451
12. Surrender values and withdrawals for life contracts.....	4,004,338		90		4,004,428
13. Aggregate write-ins for miscellaneous direct claims and benefits paid.....	0	0	0	0	0
14. All other benefits, except accident and health.....	11,850				11,850
15. Totals.....	6,380,853	0	90	0	6,380,943

DETAILS OF WRITE-INS					
1301.					0
1302.					0
1303.					0
1398. Summary of remaining write-ins for Line 13 from overflow page.....	0	0	0	0	0
1399. Total (Lines 1301 through 1303 plus 1398)(Line 13 above).....	0	0	0	0	0

	Ordinary		Credit Life (Group and Individual)		Group		Industrial		Total	
	1	2	3	4	5	6	7	8	9	10
	No.	Amount	No. of Ind. Pols. & Gr. Certifs.	Amount	No. of Certifs.	Amount	No.	Amount	No.	Amount
DIRECT DEATH BENEFITS AND MATURED ENDOWMENTS INCURRED										
16. Unpaid December 31, prior year.....	3	286,112							3	286,112
17. Incurred during current year.....	14	1,412,214							14	1,412,214
Settled during current year:										
18.1 By payment in full.....	17	1,698,326							17	1,698,326
18.2 By payment on compromised claims.....									0	0
18.3 Totals paid.....	17	1,698,326	0	0	0	0	0	0	17	1,698,326
18.4 Reduction by compromise.....									0	0
18.5 Amount rejected.....									0	0
18.6 Total settlements.....	17	1,698,326	0	0	0	0	0	0	17	1,698,326
19. Unpaid Dec. 31, current year (Lines 16 + 17 - 18.6).....	0	0	0	0	0	0	0	0	0	0
POLICY EXHIBIT					No. of Pol.					
20. In force December 31, prior year.....	3,405	982,748,476		(a).....					3,405	982,748,476
21. Issued during year.....	240	83,354,142							240	83,354,142
22. Other changes to in force (Net).....	(236)	(42,828,500)							(236)	(42,828,500)
23. In force December 31 of current year.....	3,409	1,023,274,118	0	(a).....0	0	0	0	0	3,409	1,023,274,118

(a) Includes Individual Credit Life Insurance, prior year \$.....0 current year \$.....0.
Includes Group Credit Life Insurance Loans less than or equal to 60 months at issue, prior year \$.....0 current year \$.....0.
Loans greater than 60 months at issue BUT NOT GREATER THAN 120 MONTHS, prior year \$.....0 current year \$.....0.

ACCIDENT AND HEALTH INSURANCE

	1	2	3	4	5
	Direct Premiums	Direct Premiums Earned	Dividends Paid Or Credited on Direct Business	Direct Losses Paid	Direct Losses Incurred
24. Group policies (b).....					
24.1 Federal Employee Health Benefits Plan premium (b).....					
24.2 Credit (group and individual).....					
24.3 Collectively renewable policies (b).....					
24.4 Medicare Title XVIII exempt from state taxes or fees.....					
Other Individual Policies:					
25.1 Non-cancelable (b).....					
25.2 Guaranteed renewable (b).....					
25.3 Non-renewable for stated reasons only (b).....					
25.4 Other accident only.....					
25.5 All other (b).....					
25.6 Totals (Sum of Lines 25.1 to 25.5).....	0	0	0	0	0
26. Totals (Lines 24 + 24.1 + 24.2 + 24.3 + 24.4 + 25.6).....	0	0	0	0	0

(b) For health business on indicated lines report: Number of persons insured under PPO managed products.....0 and number of persons insured under indemnity only products.....0.



DIRECT BUSINESS IN AMERICAN SAMOA DURING THE YEAR

NAIC Group Code....0140

NAIC Company Code....92657

LIFE INSURANCE

	1	2	3	4	5
	Ordinary	Credit Life (Group and Individual)	Group	Industrial	Total
DIRECT PREMIUMS AND ANNUITY CONSIDERATIONS					
1. Life insurance.....	7,216				7,216
2. Annuity considerations.....					0
3. Deposit-type contract funds.....		XXX		XXX	0
4. Other considerations.....					0
5. Totals (Sum of Lines 1 to 4).....	7,216	0	0	0	7,216
DIRECT DIVIDENDS TO POLICYHOLDERS					
Life insurance:					
6.1 Paid in cash or left on deposit.....					0
6.2 Applied to pay renewal premiums.....					0
6.3 Applied to provide paid-up additions or shorten the endowment or premium-paying period.....					0
6.4 Other.....					0
6.5 Totals (Sum of Lines 6.1 to 6.4).....	0	0	0	0	0
Annuities:					
7.1 Paid in cash or left on deposit.....					0
7.2 Applied to provide paid-up annuities.....					0
7.3 Other.....					0
7.4 Totals (Sum of Lines 7.1 to 7.3).....	0	0	0	0	0
8. Grand Totals (Lines 6.5 + 7.4).....	0	0	0	0	0
DIRECT CLAIMS AND BENEFITS PAID					
9. Death benefits.....					0
10. Matured endowments.....					0
11. Annuity benefits.....					0
12. Surrender values and withdrawals for life contracts.....					0
13. Aggregate write-ins for miscellaneous direct claims and benefits paid.....	0	0	0	0	0
14. All other benefits, except accident and health.....					0
15. Totals.....	0	0	0	0	0

DETAILS OF WRITE-INS					
1301.					0
1302.					0
1303.					0
1398. Summary of remaining write-ins for Line 13 from overflow page.....	0	0	0	0	0
1399. Total (Lines 1301 through 1303 plus 1398)(Line 13 above).....	0	0	0	0	0

	Ordinary		Credit Life (Group and Individual)		Group		Industrial		Total	
	1	2	3	4	5	6	7	8	9	10
	No.	Amount	No. of Ind. Pols. & Gr. Certifs.	Amount	No. of Certifs.	Amount	No.	Amount	No.	Amount
DIRECT DEATH BENEFITS AND MATURED ENDOWMENTS INCURRED										
16. Unpaid December 31, prior year.....									0	0
17. Incurred during current year.....									0	0
Settled during current year:										
18.1 By payment in full.....									0	0
18.2 By payment on compromised claims.....									0	0
18.3 Totals paid.....	0	0	0	0	0	0	0	0	0	0
18.4 Reduction by compromise.....									0	0
18.5 Amount rejected.....									0	0
18.6 Total settlements.....	0	0	0	0	0	0	0	0	0	0
19. Unpaid Dec. 31, current year (Lines 16 + 17 - 18.6).....	0	0	0	0	0	0	0	0	0	0
POLICY EXHIBIT					No. of Pol.					
20. In force December 31, prior year.....	5	6,825,000		(a).....					5	6,825,000
21. Issued during year.....									0	0
22. Other changes to in force (Net).....	(1)	(100,000)							(1)	(100,000)
23. In force December 31 of current year.....	4	6,725,000	0	(a).....0	0	0	0	0	4	6,725,000

(a) Includes Individual Credit Life Insurance, prior year \$.....0 current year \$.....0.
Includes Group Credit Life Insurance Loans less than or equal to 60 months at issue, prior year \$.....0 current year \$.....0.
Loans greater than 60 months at issue BUT NOT GREATER THAN 120 MONTHS, prior year \$.....0 current year \$.....0.

ACCIDENT AND HEALTH INSURANCE

	1	2	3	4	5
	Direct Premiums	Direct Premiums Earned	Dividends Paid Or Credited on Direct Business	Direct Losses Paid	Direct Losses Incurred
24. Group policies (b).....					
24.1 Federal Employee Health Benefits Plan premium (b).....					
24.2 Credit (group and individual).....					
24.3 Collectively renewable policies (b).....					
24.4 Medicare Title XVIII exempt from state taxes or fees.....					
Other Individual Policies:					
25.1 Non-cancelable (b).....					
25.2 Guaranteed renewable (b).....					
25.3 Non-renewable for stated reasons only (b).....					
25.4 Other accident only.....					
25.5 All other (b).....					
25.6 Totals (Sum of Lines 25.1 to 25.5).....	0	0	0	0	0
26. Totals (Lines 24 + 24.1 + 24.2 + 24.3 + 24.4 + 25.6).....	0	0	0	0	0

(b) For health business on indicated lines report: Number of persons insured under PPO managed products....0 and number of persons insured under indemnity only products....0.

NATIONWIDE LIFE AND ANNUITY INSURANCE COMPANY



DIRECT BUSINESS IN THE STATE OF ARIZONA DURING THE YEAR

NAIC Group Code....0140

NAIC Company Code....92657

LIFE INSURANCE

	1	2	3	4	5
	Ordinary	Credit Life (Group and Individual)	Group	Industrial	Total
DIRECT PREMIUMS AND ANNUITY CONSIDERATIONS					
1. Life insurance.....	22,104,653				22,104,653
2. Annuity considerations.....	59,167				59,167
3. Deposit-type contract funds.....		XXX		XXX	0
4. Other considerations.....	196,113,329		2,220		196,115,549
5. Totals (Sum of Lines 1 to 4).....	218,277,149	0	2,220	0	218,279,369
DIRECT DIVIDENDS TO POLICYHOLDERS					
Life insurance:					
6.1 Paid in cash or left on deposit.....	2,153				2,153
6.2 Applied to pay renewal premiums.....	2,031				2,031
6.3 Applied to provide paid-up additions or shorten the endowment or premium-paying period.....	6,660				6,660
6.4 Other.....					0
6.5 Totals (Sum of Lines 6.1 to 6.4).....	10,844	0	0	0	10,844
Annuities:					
7.1 Paid in cash or left on deposit.....					0
7.2 Applied to provide paid-up annuities.....					0
7.3 Other.....					0
7.4 Totals (Sum of Lines 7.1 to 7.3).....	0	0	0	0	0
8. Grand Totals (Lines 6.5 + 7.4).....	10,844	0	0	0	10,844
DIRECT CLAIMS AND BENEFITS PAID					
9. Death benefits.....	4,956,974				4,956,974
10. Matured endowments.....					0
11. Annuity benefits.....	4,706,214		59,220		4,765,434
12. Surrender values and withdrawals for life contracts.....	21,229,457		708,472		21,937,929
13. Aggregate write-ins for miscellaneous direct claims and benefits paid.....	0	0	0	0	0
14. All other benefits, except accident and health.....	35,286				35,286
15. Totals.....	30,927,931	0	767,692	0	31,695,623

DETAILS OF WRITE-INS					
1301.					0
1302.					0
1303.					0
1398. Summary of remaining write-ins for Line 13 from overflow page.....	0	0	0	0	0
1399. Total (Lines 1301 through 1303 plus 1398)(Line 13 above).....	0	0	0	0	0

	Ordinary		Credit Life (Group and Individual)		Group		Industrial		Total	
	1	2	3	4	5	6	7	8	9	10
	No.	Amount	No. of Ind. Pols. & Gr. Certifs.	Amount	No. of Certifs.	Amount	No.	Amount	No.	Amount
DIRECT DEATH BENEFITS AND MATURED ENDOWMENTS INCURRED										
16. Unpaid December 31, prior year.....	5	2,820,513							5	2,820,513
17. Incurred during current year.....	12	2,884,974							12	2,884,974
Settled during current year:										
18.1 By payment in full.....	15	5,545,487							15	5,545,487
18.2 By payment on compromised claims.....									0	0
18.3 Totals paid.....	15	5,545,487	0	0	0	0	0	0	15	5,545,487
18.4 Reduction by compromise.....									0	0
18.5 Amount rejected.....									0	0
18.6 Total settlements.....	15	5,545,487	0	0	0	0	0	0	15	5,545,487
19. Unpaid Dec. 31, current year (Lines 16 + 17 - 18.6).....	2	160,000	0	0	0	0	0	0	2	160,000
POLICY EXHIBIT					No. of Pol.					
20. In force December 31, prior year.....	3,477	1,855,622,546		(a).....					3,477	1,855,622,546
21. Issued during year.....	443	300,052,174							443	300,052,174
22. Other changes to in force (Net).....	(238)	(99,958,397)							(238)	(99,958,397)
23. In force December 31 of current year.....	3,682	2,055,716,323	0	(a).....0	0	0	0	0	3,682	2,055,716,323

(a) Includes Individual Credit Life Insurance, prior year \$.....0 current year \$.....0.
Includes Group Credit Life Insurance Loans less than or equal to 60 months at issue, prior year \$.....0 current year \$.....0.
Loans greater than 60 months at issue BUT NOT GREATER THAN 120 MONTHS, prior year \$.....0 current year \$.....0.

ACCIDENT AND HEALTH INSURANCE

	1	2	3	4	5
	Direct Premiums	Direct Premiums Earned	Dividends Paid Or Credited on Direct Business	Direct Losses Paid	Direct Losses Incurred
24. Group policies (b).....					
24.1 Federal Employee Health Benefits Plan premium (b).....					
24.2 Credit (group and individual).....					
24.3 Collectively renewable policies (b).....					
24.4 Medicare Title XVIII exempt from state taxes or fees.....					
Other Individual Policies:					
25.1 Non-cancelable (b).....					
25.2 Guaranteed renewable (b).....					
25.3 Non-renewable for stated reasons only (b).....					
25.4 Other accident only.....					
25.5 All other (b).....					
25.6 Totals (Sum of Lines 25.1 to 25.5).....	0	0	0	0	0
26. Totals (Lines 24 + 24.1 + 24.2 + 24.3 + 24.4 + 25.6).....	0	0	0	0	0

(b) For health business on indicated lines report: Number of persons insured under PPO managed products.....0 and number of persons insured under indemnity only products.....0.

NATIONWIDE LIFE AND ANNUITY INSURANCE COMPANY



DIRECT BUSINESS IN THE STATE OF CALIFORNIA DURING THE YEAR

NAIC Group Code....0140

NAIC Company Code....92657

LIFE INSURANCE

	1	2	3	4	5
	Ordinary	Credit Life (Group and Individual)	Group	Industrial	Total
DIRECT PREMIUMS AND ANNUITY CONSIDERATIONS					
1. Life insurance.....	240,590,251				240,590,251
2. Annuity considerations.....	171,594				171,594
3. Deposit-type contract funds.....		XXX		XXX	0
4. Other considerations.....	391,159,317		2,746		391,162,063
5. Totals (Sum of Lines 1 to 4).....	631,921,162	0	2,746	0	631,923,908
DIRECT DIVIDENDS TO POLICYHOLDERS					
Life insurance:					
6.1 Paid in cash or left on deposit.....					0
6.2 Applied to pay renewal premiums.....	530				530
6.3 Applied to provide paid-up additions or shorten the endowment or premium-paying period.....	5,982				5,982
6.4 Other.....					0
6.5 Totals (Sum of Lines 6.1 to 6.4).....	6,512	0	0	0	6,512
Annuities:					
7.1 Paid in cash or left on deposit.....					0
7.2 Applied to provide paid-up annuities.....					0
7.3 Other.....					0
7.4 Totals (Sum of Lines 7.1 to 7.3).....	0	0	0	0	0
8. Grand Totals (Lines 6.5 + 7.4).....	6,512	0	0	0	6,512
DIRECT CLAIMS AND BENEFITS PAID					
9. Death benefits.....	38,954,406				38,954,406
10. Matured endowments.....					0
11. Annuity benefits.....	9,905,893		94,168		10,000,061
12. Surrender values and withdrawals for life contracts.....	64,915,654		329,102		65,244,756
13. Aggregate write-ins for miscellaneous direct claims and benefits paid.....	0	0	0	0	0
14. All other benefits, except accident and health.....	979				979
15. Totals.....	113,776,932	0	423,270	0	114,200,202

DETAILS OF WRITE-INS					
1301.					0
1302.					0
1303.					0
1398. Summary of remaining write-ins for Line 13 from overflow page.....	0	0	0	0	0
1399. Total (Lines 1301 through 1303 plus 1398)(Line 13 above).....	0	0	0	0	0

	Ordinary		Credit Life (Group and Individual)		Group		Industrial		Total	
	1	2	3	4	5	6	7	8	9	10
	No.	Amount	No. of Ind. Pols. & Gr. Certifs.	Amount	No. of Certifs.	Amount	No.	Amount	No.	Amount
DIRECT DEATH BENEFITS AND MATURED ENDOWMENTS INCURRED										
16. Unpaid December 31, prior year.....	11	5,714,478							11	5,714,478
17. Incurred during current year.....	75	37,880,516							75	37,880,516
Settled during current year:										
18.1 By payment in full.....	65	37,655,819							65	37,655,819
18.2 By payment on compromised claims.....									0	0
18.3 Totals paid.....	65	37,655,819	0	0	0	0	0	0	65	37,655,819
18.4 Reduction by compromise.....									0	0
18.5 Amount rejected.....									0	0
18.6 Total settlements.....	65	37,655,819	0	0	0	0	0	0	65	37,655,819
19. Unpaid Dec. 31, current year (Lines 16 + 17 - 18.6).....	21	5,939,175	0	0	0	0	0	0	21	5,939,175
POLICY EXHIBIT					No. of Pol.					
20. In force December 31, prior year.....	37,507	17,931,701,601	(a)						37,507	17,931,701,601
21. Issued during year.....	10,175	4,602,235,636							10,175	4,602,235,636
22. Other changes to in force (Net).....	(2,534)	(898,308,780)							(2,534)	(898,308,780)
23. In force December 31 of current year.....	45,148	21,635,628,457	0	(a)	0	0	0	0	45,148	21,635,628,457

(a) Includes Individual Credit Life Insurance, prior year \$.....0 current year \$.....0.
Includes Group Credit Life Insurance Loans less than or equal to 60 months at issue, prior year \$.....0 current year \$.....0.
Loans greater than 60 months at issue BUT NOT GREATER THAN 120 MONTHS, prior year \$.....0 current year \$.....0.

ACCIDENT AND HEALTH INSURANCE

	1	2	3	4	5
	Direct Premiums	Direct Premiums Earned	Dividends Paid Or Credited on Direct Business	Direct Losses Paid	Direct Losses Incurred
24. Group policies (b).....					
24.1 Federal Employee Health Benefits Plan premium (b).....					
24.2 Credit (group and individual).....					
24.3 Collectively renewable policies (b).....					
24.4 Medicare Title XVIII exempt from state taxes or fees.....					
Other Individual Policies:					
25.1 Non-cancelable (b).....					
25.2 Guaranteed renewable (b).....					
25.3 Non-renewable for stated reasons only (b).....					
25.4 Other accident only.....					
25.5 All other (b).....					
25.6 Totals (Sum of Lines 25.1 to 25.5).....	0	0	0	0	0
26. Totals (Lines 24 + 24.1 + 24.2 + 24.3 + 24.4 + 25.6).....	0	0	0	0	0

(b) For health business on indicated lines report: Number of persons insured under PPO managed products.....0 and number of persons insured under indemnity only products.....0.

NATIONWIDE LIFE AND ANNUITY INSURANCE COMPANY



DIRECT BUSINESS IN THE STATE OF CANADA DURING THE YEAR

NAIC Group Code....0140

NAIC Company Code....92657

LIFE INSURANCE

	1	2	3	4	5
	Ordinary	Credit Life (Group and Individual)	Group	Industrial	Total
DIRECT PREMIUMS AND ANNUITY CONSIDERATIONS					
1. Life insurance.....	20,057				20,057
2. Annuity considerations.....					0
3. Deposit-type contract funds.....		XXX		XXX	0
4. Other considerations.....					0
5. Totals (Sum of Lines 1 to 4).....	20,057	0	0	0	20,057
DIRECT DIVIDENDS TO POLICYHOLDERS					
Life insurance:					
6.1 Paid in cash or left on deposit.....					0
6.2 Applied to pay renewal premiums.....					0
6.3 Applied to provide paid-up additions or shorten the endowment or premium-paying period.....					0
6.4 Other.....					0
6.5 Totals (Sum of Lines 6.1 to 6.4).....	0	0	0	0	0
Annuities:					
7.1 Paid in cash or left on deposit.....					0
7.2 Applied to provide paid-up annuities.....					0
7.3 Other.....					0
7.4 Totals (Sum of Lines 7.1 to 7.3).....	0	0	0	0	0
8. Grand Totals (Lines 6.5 + 7.4).....	0	0	0	0	0
DIRECT CLAIMS AND BENEFITS PAID					
9. Death benefits.....					0
10. Matured endowments.....					0
11. Annuity benefits.....	6,922				6,922
12. Surrender values and withdrawals for life contracts.....	1,029				1,029
13. Aggregate write-ins for miscellaneous direct claims and benefits paid.....	0	0	0	0	0
14. All other benefits, except accident and health.....					0
15. Totals.....	7,951	0	0	0	7,951

DETAILS OF WRITE-INS					
1301.					0
1302.					0
1303.					0
1398. Summary of remaining write-ins for Line 13 from overflow page.....	0	0	0	0	0
1399. Total (Lines 1301 through 1303 plus 1398)(Line 13 above).....	0	0	0	0	0

	Ordinary		Credit Life (Group and Individual)		Group		Industrial		Total	
	1	2	3	4	5	6	7	8	9	10
	No.	Amount	No. of Ind. Pols. & Gr. Certifs.	Amount	No. of Certifs.	Amount	No.	Amount	No.	Amount
DIRECT DEATH BENEFITS AND MATURED ENDOWMENTS INCURRED										
16. Unpaid December 31, prior year.....									0	0
17. Incurred during current year.....									0	0
Settled during current year:										
18.1 By payment in full.....									0	0
18.2 By payment on compromised claims.....									0	0
18.3 Totals paid.....	0	0	0	0	0	0	0	0	0	0
18.4 Reduction by compromise.....									0	0
18.5 Amount rejected.....									0	0
18.6 Total settlements.....	0	0	0	0	0	0	0	0	0	0
19. Unpaid Dec. 31, current year (Lines 16 + 17 - 18.6).....	0	0	0	0	0	0	0	0	0	0
POLICY EXHIBIT					No. of Pol.					
20. In force December 31, prior year.....	20	20,104,999		(a).....					20	20,104,999
21. Issued during year.....									0	0
22. Other changes to in force (Net).....		(2,850,000)							0	(2,850,000)
23. In force December 31 of current year.....	20	17,254,999	0	(a).....0	0	0	0	0	20	17,254,999

(a) Includes Individual Credit Life Insurance, prior year \$.....0 current year \$.....0.
Includes Group Credit Life Insurance Loans less than or equal to 60 months at issue, prior year \$.....0 current year \$.....0.
Loans greater than 60 months at issue BUT NOT GREATER THAN 120 MONTHS, prior year \$.....0 current year \$.....0.

ACCIDENT AND HEALTH INSURANCE

	1	2	3	4	5
	Direct Premiums	Direct Premiums Earned	Dividends Paid Or Credited on Direct Business	Direct Losses Paid	Direct Losses Incurred
24. Group policies (b).....					
24.1 Federal Employee Health Benefits Plan premium (b).....					
24.2 Credit (group and individual).....					
24.3 Collectively renewable policies (b).....					
24.4 Medicare Title XVIII exempt from state taxes or fees.....					
Other Individual Policies:					
25.1 Non-cancelable (b).....					
25.2 Guaranteed renewable (b).....					
25.3 Non-renewable for stated reasons only (b).....					
25.4 Other accident only.....					
25.5 All other (b).....					
25.6 Totals (Sum of Lines 25.1 to 25.5).....	0	0	0	0	0
26. Totals (Lines 24 + 24.1 + 24.2 + 24.3 + 24.4 + 25.6).....	0	0	0	0	0

(b) For health business on indicated lines report: Number of persons insured under PPO managed products....0 and number of persons insured under indemnity only products....0.

NATIONWIDE LIFE AND ANNUITY INSURANCE COMPANY



DIRECT BUSINESS IN THE STATE OF COLORADO DURING THE YEAR

NAIC Group Code....0140

NAIC Company Code....92657

LIFE INSURANCE

	1	2	3	4	5
	Ordinary	Credit Life (Group and Individual)	Group	Industrial	Total
DIRECT PREMIUMS AND ANNUITY CONSIDERATIONS					
1. Life insurance.....	16,648,233				16,648,233
2. Annuity considerations.....					0
3. Deposit-type contract funds.....		XXX		XXX	0
4. Other considerations.....	88,586,285		125		88,586,410
5. Totals (Sum of Lines 1 to 4).....	105,234,518	0	125	0	105,234,643
DIRECT DIVIDENDS TO POLICYHOLDERS					
Life insurance:					
6.1 Paid in cash or left on deposit.....	22				22
6.2 Applied to pay renewal premiums.....	4,155				4,155
6.3 Applied to provide paid-up additions or shorten the endowment or premium-paying period.....	49,299				49,299
6.4 Other.....					0
6.5 Totals (Sum of Lines 6.1 to 6.4).....	53,476	0	0	0	53,476
Annuities:					
7.1 Paid in cash or left on deposit.....					0
7.2 Applied to provide paid-up annuities.....					0
7.3 Other.....					0
7.4 Totals (Sum of Lines 7.1 to 7.3).....	0	0	0	0	0
8. Grand Totals (Lines 6.5 + 7.4).....	53,476	0	0	0	53,476
DIRECT CLAIMS AND BENEFITS PAID					
9. Death benefits.....	600,000				600,000
10. Matured endowments.....					0
11. Annuity benefits.....	2,603,872		141,038		2,744,910
12. Surrender values and withdrawals for life contracts.....	8,563,216		884,383		9,447,599
13. Aggregate write-ins for miscellaneous direct claims and benefits paid.....	0	0	0	0	0
14. All other benefits, except accident and health.....					0
15. Totals.....	11,767,088	0	1,025,421	0	12,792,509

DETAILS OF WRITE-INS					
1301.					0
1302.					0
1303.					0
1398. Summary of remaining write-ins for Line 13 from overflow page.....	0	0	0	0	0
1399. Total (Lines 1301 through 1303 plus 1398)(Line 13 above).....	0	0	0	0	0

	Ordinary		Credit Life (Group and Individual)		Group		Industrial		Total	
	1	2	3	4	5	6	7	8	9	10
	No.	Amount	No. of Ind. Pols. & Gr. Certifs.	Amount	No. of Certifs.	Amount	No.	Amount	No.	Amount
DIRECT DEATH BENEFITS AND MATURED ENDOWMENTS INCURRED										
16. Unpaid December 31, prior year.....	1	299,878							1	299,878
17. Incurred during current year.....	5	600,000							5	600,000
Settled during current year:										
18.1 By payment in full.....	6	850,000							6	850,000
18.2 By payment on compromised claims.....									0	0
18.3 Totals paid.....	6	850,000	0	0	0	0	0	0	6	850,000
18.4 Reduction by compromise.....									0	0
18.5 Amount rejected.....									0	0
18.6 Total settlements.....	6	850,000	0	0	0	0	0	0	6	850,000
19. Unpaid Dec. 31, current year (Lines 16 + 17 - 18.6).....	0	49,878	0	0	0	0	0	0	0	49,878
POLICY EXHIBIT					No. of Pol.					
20. In force December 31, prior year.....	4,637	2,029,076,704		(a).....					4,637	2,029,076,704
21. Issued during year.....	701	391,102,947							701	391,102,947
22. Other changes to in force (Net).....	(286)	(106,831,035)							(286)	(106,831,035)
23. In force December 31 of current year.....	5,052	2,313,348,616	0	(a).....0	0	0	0	0	5,052	2,313,348,616

(a) Includes Individual Credit Life Insurance, prior year \$.....0 current year \$.....0.
Includes Group Credit Life Insurance Loans less than or equal to 60 months at issue, prior year \$.....0 current year \$.....0.
Loans greater than 60 months at issue BUT NOT GREATER THAN 120 MONTHS, prior year \$.....0 current year \$.....0.

ACCIDENT AND HEALTH INSURANCE

	1	2	3	4	5
	Direct Premiums	Direct Premiums Earned	Dividends Paid Or Credited on Direct Business	Direct Losses Paid	Direct Losses Incurred
24. Group policies (b).....					
24.1 Federal Employee Health Benefits Plan premium (b).....					
24.2 Credit (group and individual).....					
24.3 Collectively renewable policies (b).....					
24.4 Medicare Title XVIII exempt from state taxes or fees.....					
Other Individual Policies:					
25.1 Non-cancelable (b).....					
25.2 Guaranteed renewable (b).....					
25.3 Non-renewable for stated reasons only (b).....					
25.4 Other accident only.....					
25.5 All other (b).....					
25.6 Totals (Sum of Lines 25.1 to 25.5).....	0	0	0	0	0
26. Totals (Lines 24 + 24.1 + 24.2 + 24.3 + 24.4 + 25.6).....	0	0	0	0	0

(b) For health business on indicated lines report: Number of persons insured under PPO managed products.....0 and number of persons insured under indemnity only products.....0.

NATIONWIDE LIFE AND ANNUITY INSURANCE COMPANY



DIRECT BUSINESS IN THE STATE OF CONNECTICUT DURING THE YEAR

NAIC Group Code....0140

NAIC Company Code....92657

LIFE INSURANCE

	1	2	3	4	5
	Ordinary	Credit Life (Group and Individual)	Group	Industrial	Total
DIRECT PREMIUMS AND ANNUITY CONSIDERATIONS					
1. Life insurance.....	20,242,401				20,242,401
2. Annuity considerations.....					0
3. Deposit-type contract funds.....		XXX		XXX	0
4. Other considerations.....	21,479,396				21,479,396
5. Totals (Sum of Lines 1 to 4).....	41,721,797	0	0	0	41,721,797
DIRECT DIVIDENDS TO POLICYHOLDERS					
Life insurance:					
6.1 Paid in cash or left on deposit.....					0
6.2 Applied to pay renewal premiums.....					0
6.3 Applied to provide paid-up additions or shorten the endowment or premium-paying period.....	192				192
6.4 Other.....					0
6.5 Totals (Sum of Lines 6.1 to 6.4).....	192	0	0	0	192
Annuities:					
7.1 Paid in cash or left on deposit.....					0
7.2 Applied to provide paid-up annuities.....					0
7.3 Other.....					0
7.4 Totals (Sum of Lines 7.1 to 7.3).....	0	0	0	0	0
8. Grand Totals (Lines 6.5 + 7.4).....	192	0	0	0	192
DIRECT CLAIMS AND BENEFITS PAID					
9. Death benefits.....	7,221,309				7,221,309
10. Matured endowments.....					0
11. Annuity benefits.....	662,056		1,923		663,979
12. Surrender values and withdrawals for life contracts.....	8,246,111		2,473		8,248,584
13. Aggregate write-ins for miscellaneous direct claims and benefits paid.....	0	0	0	0	0
14. All other benefits, except accident and health.....	4,486				4,486
15. Totals.....	16,133,962	0	4,396	0	16,138,358

DETAILS OF WRITE-INS					
1301.					0
1302.					0
1303.					0
1398. Summary of remaining write-ins for Line 13 from overflow page.....	0	0	0	0	0
1399. Total (Lines 1301 through 1303 plus 1398)(Line 13 above).....	0	0	0	0	0

	Ordinary		Credit Life (Group and Individual)		Group		Industrial		Total	
	1	2	3	4	5	6	7	8	9	10
	No.	Amount	No. of Ind. Pols. & Gr. Certifs.	Amount	No. of Certifs.	Amount	No.	Amount	No.	Amount
DIRECT DEATH BENEFITS AND MATURED ENDOWMENTS INCURRED										
16. Unpaid December 31, prior year.....	2	152,388							2	152,388
17. Incurred during current year.....	19	7,221,309							19	7,221,309
Settled during current year:										
18.1 By payment in full.....	20	7,347,558							20	7,347,558
18.2 By payment on compromised claims.....									0	0
18.3 Totals paid.....	20	7,347,558	0	0	0	0	0	0	20	7,347,558
18.4 Reduction by compromise.....									0	0
18.5 Amount rejected.....									0	0
18.6 Total settlements.....	20	7,347,558	0	0	0	0	0	0	20	7,347,558
19. Unpaid Dec. 31, current year (Lines 16 + 17 - 18.6).....	1	26,139	0	0	0	0	0	0	1	26,139
POLICY EXHIBIT					No. of Pol.					
20. In force December 31, prior year.....	5,869	2,237,175,860		(a).....					5,869	2,237,175,860
21. Issued during year.....	509	269,340,676							509	269,340,676
22. Other changes to in force (Net).....	(431)	(93,437,593)							(431)	(93,437,593)
23. In force December 31 of current year.....	5,947	2,413,078,943	0	(a).....0	0	0	0	0	5,947	2,413,078,943

(a) Includes Individual Credit Life Insurance, prior year \$.....0 current year \$.....0.
Includes Group Credit Life Insurance Loans less than or equal to 60 months at issue, prior year \$.....0 current year \$.....0.
Loans greater than 60 months at issue BUT NOT GREATER THAN 120 MONTHS, prior year \$.....0 current year \$.....0.

ACCIDENT AND HEALTH INSURANCE

	1	2	3	4	5
	Direct Premiums	Direct Premiums Earned	Dividends Paid Or Credited on Direct Business	Direct Losses Paid	Direct Losses Incurred
24. Group policies (b).....					
24.1 Federal Employee Health Benefits Plan premium (b).....					
24.2 Credit (group and individual).....					
24.3 Collectively renewable policies (b).....					
24.4 Medicare Title XVIII exempt from state taxes or fees.....					
Other Individual Policies:					
25.1 Non-cancelable (b).....					
25.2 Guaranteed renewable (b).....					
25.3 Non-renewable for stated reasons only (b).....					
25.4 Other accident only.....					
25.5 All other (b).....					
25.6 Totals (Sum of Lines 25.1 to 25.5).....	0	0	0	0	0
26. Totals (Lines 24 + 24.1 + 24.2 + 24.3 + 24.4 + 25.6).....	0	0	0	0	0

(b) For health business on indicated lines report: Number of persons insured under PPO managed products.....0 and number of persons insured under indemnity only products.....0.



DIRECT BUSINESS IN THE STATE OF DISTRICT OF COLUMBIA DURING THE YEAR

NAIC Group Code....0140

NAIC Company Code....92657

LIFE INSURANCE

	1	2	3	4	5
	Ordinary	Credit Life (Group and Individual)	Group	Industrial	Total
DIRECT PREMIUMS AND ANNUITY CONSIDERATIONS					
1. Life insurance.....	2,063,455				2,063,455
2. Annuity considerations.....					0
3. Deposit-type contract funds.....		XXX		XXX	0
4. Other considerations.....	2,208,863				2,208,863
5. Totals (Sum of Lines 1 to 4).....	4,272,318	0	0	0	4,272,318
DIRECT DIVIDENDS TO POLICYHOLDERS					
Life insurance:					
6.1 Paid in cash or left on deposit.....					0
6.2 Applied to pay renewal premiums.....					0
6.3 Applied to provide paid-up additions or shorten the endowment or premium-paying period.....					0
6.4 Other.....					0
6.5 Totals (Sum of Lines 6.1 to 6.4).....	0	0	0	0	0
Annuities:					
7.1 Paid in cash or left on deposit.....					0
7.2 Applied to provide paid-up annuities.....					0
7.3 Other.....					0
7.4 Totals (Sum of Lines 7.1 to 7.3).....	0	0	0	0	0
8. Grand Totals (Lines 6.5 + 7.4).....	0	0	0	0	0
DIRECT CLAIMS AND BENEFITS PAID					
9. Death benefits.....	402,046				402,046
10. Matured endowments.....					0
11. Annuity benefits.....	103,503				103,503
12. Surrender values and withdrawals for life contracts.....	191,599		1,370		192,969
13. Aggregate write-ins for miscellaneous direct claims and benefits paid.....	0	0	0	0	0
14. All other benefits, except accident and health.....	217				217
15. Totals.....	697,365	0	1,370	0	698,735

DETAILS OF WRITE-INS					
1301.					0
1302.					0
1303.					0
1398. Summary of remaining write-ins for Line 13 from overflow page.....	0	0	0	0	0
1399. Total (Lines 1301 through 1303 plus 1398)(Line 13 above).....	0	0	0	0	0

	Ordinary		Credit Life (Group and Individual)		Group		Industrial		Total	
	1	2	3	4	5	6	7	8	9	10
	No.	Amount	No. of Ind. Pols. & Gr. Certifs.	Amount	No. of Certifs.	Amount	No.	Amount	No.	Amount
DIRECT DEATH BENEFITS AND MATURED ENDOWMENTS INCURRED										
16. Unpaid December 31, prior year.....									0	0
17. Incurred during current year.....	3	402,046							3	402,046
Settled during current year:										
18.1 By payment in full.....	3	402,046							3	402,046
18.2 By payment on compromised claims.....									0	0
18.3 Totals paid.....	3	402,046	0	0	0	0	0	0	3	402,046
18.4 Reduction by compromise.....									0	0
18.5 Amount rejected.....									0	0
18.6 Total settlements.....	3	402,046	0	0	0	0	0	0	3	402,046
19. Unpaid Dec. 31, current year (Lines 16 + 17 - 18.6).....	0	0	0	0	0	0	0	0	0	0
POLICY EXHIBIT					No. of Pol.					
20. In force December 31, prior year.....	782	340,895,658	(a)						782	340,895,658
21. Issued during year.....	85	44,031,963							85	44,031,963
22. Other changes to in force (Net).....	(68)	659,101							(68)	659,101
23. In force December 31 of current year.....	799	385,586,722	0	(a)	0	0	0	0	799	385,586,722

(a) Includes Individual Credit Life Insurance, prior year \$.....0 current year \$.....0.
Includes Group Credit Life Insurance Loans less than or equal to 60 months at issue, prior year \$.....0 current year \$.....0.
Loans greater than 60 months at issue BUT NOT GREATER THAN 120 MONTHS, prior year \$.....0 current year \$.....0.

ACCIDENT AND HEALTH INSURANCE

	1	2	3	4	5
	Direct Premiums	Direct Premiums Earned	Dividends Paid Or Credited on Direct Business	Direct Losses Paid	Direct Losses Incurred
24. Group policies (b).....					
24.1 Federal Employee Health Benefits Plan premium (b).....					
24.2 Credit (group and individual).....					
24.3 Collectively renewable policies (b).....					
24.4 Medicare Title XVIII exempt from state taxes or fees.....					
Other Individual Policies:					
25.1 Non-cancelable (b).....					
25.2 Guaranteed renewable (b).....					
25.3 Non-renewable for stated reasons only (b).....					
25.4 Other accident only.....					
25.5 All other (b).....					
25.6 Totals (Sum of Lines 25.1 to 25.5).....	0	0	0	0	0
26. Totals (Lines 24 + 24.1 + 24.2 + 24.3 + 24.4 + 25.6).....	0	0	0	0	0

(b) For health business on indicated lines report: Number of persons insured under PPO managed products.....0 and number of persons insured under indemnity only products.....0.

NATIONWIDE LIFE AND ANNUITY INSURANCE COMPANY



DIRECT BUSINESS IN THE STATE OF DELAWARE DURING THE YEAR

NAIC Group Code....0140

NAIC Company Code....92657

LIFE INSURANCE

	1	2	3	4	5
	Ordinary	Credit Life (Group and Individual)	Group	Industrial	Total
DIRECT PREMIUMS AND ANNUITY CONSIDERATIONS					
1. Life insurance.....	14,101,243				14,101,243
2. Annuity considerations.....					0
3. Deposit-type contract funds.....		XXX		XXX	0
4. Other considerations.....	14,165,437				14,165,437
5. Totals (Sum of Lines 1 to 4).....	28,266,680	0	0	0	28,266,680
DIRECT DIVIDENDS TO POLICYHOLDERS					
Life insurance:					
6.1 Paid in cash or left on deposit.....					0
6.2 Applied to pay renewal premiums.....					0
6.3 Applied to provide paid-up additions or shorten the endowment or premium-paying period.....					0
6.4 Other.....					0
6.5 Totals (Sum of Lines 6.1 to 6.4).....	0	0	0	0	0
Annuities:					
7.1 Paid in cash or left on deposit.....					0
7.2 Applied to provide paid-up annuities.....					0
7.3 Other.....					0
7.4 Totals (Sum of Lines 7.1 to 7.3).....	0	0	0	0	0
8. Grand Totals (Lines 6.5 + 7.4).....	0	0	0	0	0
DIRECT CLAIMS AND BENEFITS PAID					
9. Death benefits.....	881,669				881,669
10. Matured endowments.....					0
11. Annuity benefits.....	1,940,825				1,940,825
12. Surrender values and withdrawals for life contracts.....	26,425,454		30		26,425,484
13. Aggregate write-ins for miscellaneous direct claims and benefits paid.....	0	0	0	0	0
14. All other benefits, except accident and health.....					0
15. Totals.....	29,247,948	0	30	0	29,247,978

DETAILS OF WRITE-INS					
1301.					0
1302.					0
1303.					0
1398. Summary of remaining write-ins for Line 13 from overflow page.....	0	0	0	0	0
1399. Total (Lines 1301 through 1303 plus 1398)(Line 13 above).....	0	0	0	0	0

	Ordinary		Credit Life (Group and Individual)		Group		Industrial		Total	
	1	2	3	4	5	6	7	8	9	10
	No.	Amount	No. of Ind. Pols. & Gr. Certifs.	Amount	No. of Certifs.	Amount	No.	Amount	No.	Amount
DIRECT DEATH BENEFITS AND MATURED ENDOWMENTS INCURRED										
16. Unpaid December 31, prior year.....	2	210,000							2	210,000
17. Incurred during current year.....	20	881,669							20	881,669
Settled during current year:										
18.1 By payment in full.....	22	1,091,669							22	1,091,669
18.2 By payment on compromised claims.....									0	0
18.3 Totals paid.....	22	1,091,669	0	0	0	0	0	0	22	1,091,669
18.4 Reduction by compromise.....									0	0
18.5 Amount rejected.....									0	0
18.6 Total settlements.....	22	1,091,669	0	0	0	0	0	0	22	1,091,669
19. Unpaid Dec. 31, current year (Lines 16 + 17 - 18.6).....	0	0	0	0	0	0	0	0	0	0
POLICY EXHIBIT					No. of Pol.					
20. In force December 31, prior year.....	4,830	1,380,124,806		(a).....					4,830	1,380,124,806
21. Issued during year.....	697	169,386,910							697	169,386,910
22. Other changes to in force (Net).....	(498)	(40,473,044)							(498)	(40,473,044)
23. In force December 31 of current year.....	5,029	1,509,038,672	0	(a).....0	0	0	0	0	5,029	1,509,038,672

(a) Includes Individual Credit Life Insurance, prior year \$.....0 current year \$.....0.
Includes Group Credit Life Insurance Loans less than or equal to 60 months at issue, prior year \$.....0 current year \$.....0.
Loans greater than 60 months at issue BUT NOT GREATER THAN 120 MONTHS, prior year \$.....0 current year \$.....0.

ACCIDENT AND HEALTH INSURANCE

	1	2	3	4	5
	Direct Premiums	Direct Premiums Earned	Dividends Paid Or Credited on Direct Business	Direct Losses Paid	Direct Losses Incurred
24. Group policies (b).....					
24.1 Federal Employee Health Benefits Plan premium (b).....					
24.2 Credit (group and individual).....					
24.3 Collectively renewable policies (b).....					
24.4 Medicare Title XVIII exempt from state taxes or fees.....					
Other Individual Policies:					
25.1 Non-cancelable (b).....					
25.2 Guaranteed renewable (b).....					
25.3 Non-renewable for stated reasons only (b).....					
25.4 Other accident only.....					
25.5 All other (b).....					
25.6 Totals (Sum of Lines 25.1 to 25.5).....	0	0	0	0	0
26. Totals (Lines 24 + 24.1 + 24.2 + 24.3 + 24.4 + 25.6).....	0	0	0	0	0

NONE

(b) For health business on indicated lines report: Number of persons insured under PPO managed products.....0 and number of persons insured under indemnity only products.....0.



DIRECT BUSINESS IN THE STATE OF FLORIDA DURING THE YEAR

NAIC Group Code....0140

NAIC Company Code....92657

LIFE INSURANCE

	1	2	3	4	5
	Ordinary	Credit Life (Group and Individual)	Group	Industrial	Total
DIRECT PREMIUMS AND ANNUITY CONSIDERATIONS					
1. Life insurance.....	73,860,255				73,860,255
2. Annuity considerations.....	238,985				238,985
3. Deposit-type contract funds.....		XXX		XXX	0
4. Other considerations.....	464,999,790				464,999,790
5. Totals (Sum of Lines 1 to 4).....	539,099,030	0	0	0	539,099,030
DIRECT DIVIDENDS TO POLICYHOLDERS					
Life insurance:					
6.1 Paid in cash or left on deposit.....	9,363				9,363
6.2 Applied to pay renewal premiums.....					0
6.3 Applied to provide paid-up additions or shorten the endowment or premium-paying period.....	7,059				7,059
6.4 Other.....					0
6.5 Totals (Sum of Lines 6.1 to 6.4).....	16,422	0	0	0	16,422
Annuities:					
7.1 Paid in cash or left on deposit.....					0
7.2 Applied to provide paid-up annuities.....					0
7.3 Other.....					0
7.4 Totals (Sum of Lines 7.1 to 7.3).....	0	0	0	0	0
8. Grand Totals (Lines 6.5 + 7.4).....	16,422	0	0	0	16,422
DIRECT CLAIMS AND BENEFITS PAID					
9. Death benefits.....	11,045,576		5,029		11,050,605
10. Matured endowments.....	20,880				20,880
11. Annuity benefits.....	7,776,150		17,614		7,793,764
12. Surrender values and withdrawals for life contracts.....	42,158,993		194,868		42,353,861
13. Aggregate write-ins for miscellaneous direct claims and benefits paid.....	0	0	0	0	0
14. All other benefits, except accident and health.....	20,062				20,062
15. Totals.....	61,021,661	0	217,511	0	61,239,172

DETAILS OF WRITE-INS					
1301.					0
1302.					0
1303.					0
1398. Summary of remaining write-ins for Line 13 from overflow page.....	0	0	0	0	0
1399. Total (Lines 1301 through 1303 plus 1398)(Line 13 above).....	0	0	0	0	0

	Ordinary		Credit Life (Group and Individual)		Group		Industrial		Total	
	1	2	3	4	5	6	7	8	9	10
	No.	Amount	No. of Ind. Pols. & Gr. Certifs.	Amount	No. of Certifs.	Amount	No.	Amount	No.	Amount
DIRECT DEATH BENEFITS AND MATURED ENDOWMENTS INCURRED										
16. Unpaid December 31, prior year.....	6	1,293,404							6	1,293,404
17. Incurred during current year.....	21	10,913,141			1	5,029			22	10,918,170
Settled during current year:										
18.1 By payment in full.....	26	11,956,545			1	5,029			27	11,961,574
18.2 By payment on compromised claims.....									0	0
18.3 Totals paid.....	26	11,956,545	0	0	1	5,029	0	0	27	11,961,574
18.4 Reduction by compromise.....									0	0
18.5 Amount rejected.....									0	0
18.6 Total settlements.....	26	11,956,545	0	0	1	5,029	0	0	27	11,961,574
19. Unpaid Dec. 31, current year (Lines 16 + 17 - 18.6).....	1	250,000	0	0	0	0	0	0	1	250,000
POLICY EXHIBIT					No. of Pol.					
20. In force December 31, prior year.....	9,589	5,749,094,469		(a).....					9,589	5,749,094,469
21. Issued during year.....	1,364	953,178,084							1,364	953,178,084
22. Other changes to in force (Net).....	(393)	(197,780,690)							(393)	(197,780,690)
23. In force December 31 of current year.....	10,560	6,504,491,863	0	(a).....0	0	0	0	0	10,560	6,504,491,863

(a) Includes Individual Credit Life Insurance, prior year \$.....0 current year \$.....0.
Includes Group Credit Life Insurance Loans less than or equal to 60 months at issue, prior year \$.....0 current year \$.....0.
Loans greater than 60 months at issue BUT NOT GREATER THAN 120 MONTHS, prior year \$.....0 current year \$.....0.

ACCIDENT AND HEALTH INSURANCE

	1	2	3	4	5
	Direct Premiums	Direct Premiums Earned	Dividends Paid Or Credited on Direct Business	Direct Losses Paid	Direct Losses Incurred
24. Group policies (b).....					
24.1 Federal Employee Health Benefits Plan premium (b).....					
24.2 Credit (group and individual).....					
24.3 Collectively renewable policies (b).....					
24.4 Medicare Title XVIII exempt from state taxes or fees.....					
Other Individual Policies:					
25.1 Non-cancelable (b).....	327	327			
25.2 Guaranteed renewable (b).....					
25.3 Non-renewable for stated reasons only (b).....					
25.4 Other accident only.....					
25.5 All other (b).....					
25.6 Totals (Sum of Lines 25.1 to 25.5).....	327	327	0	0	0
26. Totals (Lines 24 + 24.1 + 24.2 + 24.3 + 24.4 + 25.6).....	327	327	0	0	0

(b) For health business on indicated lines report: Number of persons insured under PPO managed products.....0 and number of persons insured under indemnity only products.....0.

NATIONWIDE LIFE AND ANNUITY INSURANCE COMPANY



DIRECT BUSINESS IN THE STATE OF GEORGIA DURING THE YEAR

NAIC Group Code....0140

NAIC Company Code....92657

LIFE INSURANCE

	1	2	3	4	5
	Ordinary	Credit Life (Group and Individual)	Group	Industrial	Total
DIRECT PREMIUMS AND ANNUITY CONSIDERATIONS					
1. Life insurance.....	27,955,397				27,955,397
2. Annuity considerations.....					0
3. Deposit-type contract funds.....		XXX		XXX	0
4. Other considerations.....	165,961,962		31,005		165,992,967
5. Totals (Sum of Lines 1 to 4).....	193,917,359	0	31,005	0	193,948,364
DIRECT DIVIDENDS TO POLICYHOLDERS					
Life insurance:					
6.1 Paid in cash or left on deposit.....					0
6.2 Applied to pay renewal premiums.....					0
6.3 Applied to provide paid-up additions or shorten the endowment or premium-paying period.....	7,816				7,816
6.4 Other.....					0
6.5 Totals (Sum of Lines 6.1 to 6.4).....	7,816	0	0	0	7,816
Annuities:					
7.1 Paid in cash or left on deposit.....					0
7.2 Applied to provide paid-up annuities.....					0
7.3 Other.....					0
7.4 Totals (Sum of Lines 7.1 to 7.3).....	0	0	0	0	0
8. Grand Totals (Lines 6.5 + 7.4).....	7,816	0	0	0	7,816
DIRECT CLAIMS AND BENEFITS PAID					
9. Death benefits.....	1,289,299				1,289,299
10. Matured endowments.....					0
11. Annuity benefits.....	2,217,813		898		2,218,711
12. Surrender values and withdrawals for life contracts.....	15,167,678		125,390		15,293,068
13. Aggregate write-ins for miscellaneous direct claims and benefits paid.....	0	0	0	0	0
14. All other benefits, except accident and health.....					0
15. Totals.....	18,674,790	0	126,288	0	18,801,078

DETAILS OF WRITE-INS					
1301.					0
1302.					0
1303.					0
1398. Summary of remaining write-ins for Line 13 from overflow page.....	0	0	0	0	0
1399. Total (Lines 1301 through 1303 plus 1398)(Line 13 above).....	0	0	0	0	0

	Ordinary		Credit Life (Group and Individual)		Group		Industrial		Total	
	1	2	3	4	5	6	7	8	9	10
	No.	Amount	No. of Ind. Pols. & Gr. Certifs.	Amount	No. of Certifs.	Amount	No.	Amount	No.	Amount
DIRECT DEATH BENEFITS AND MATURED ENDOWMENTS INCURRED										
16. Unpaid December 31, prior year.....	4	315,000							4	315,000
17. Incurred during current year.....	23	1,299,634							23	1,299,634
Settled during current year:										
18.1 By payment in full.....	22	1,235,720							22	1,235,720
18.2 By payment on compromised claims.....									0	0
18.3 Totals paid.....	22	1,235,720	0	0	0	0	0	0	22	1,235,720
18.4 Reduction by compromise.....									0	0
18.5 Amount rejected.....									0	0
18.6 Total settlements.....	22	1,235,720	0	0	0	0	0	0	22	1,235,720
19. Unpaid Dec. 31, current year (Lines 16 + 17 - 18.6).....	5	378,914	0	0	0	0	0	0	5	378,914
POLICY EXHIBIT					No. of Pol.					
20. In force December 31, prior year.....	12,108	3,687,537,907		(a).....					12,108	3,687,537,907
21. Issued during year.....	1,691	597,376,720							1,691	597,376,720
22. Other changes to in force (Net).....	(1,222)	(183,060,885)							(1,222)	(183,060,885)
23. In force December 31 of current year.....	12,577	4,101,853,742	0	(a).....0	0	0	0	0	12,577	4,101,853,742

(a) Includes Individual Credit Life Insurance, prior year \$.....0 current year \$.....0.
Includes Group Credit Life Insurance Loans less than or equal to 60 months at issue, prior year \$.....0 current year \$.....0.
Loans greater than 60 months at issue BUT NOT GREATER THAN 120 MONTHS, prior year \$.....0 current year \$.....0.

ACCIDENT AND HEALTH INSURANCE

	1	2	3	4	5
	Direct Premiums	Direct Premiums Earned	Dividends Paid Or Credited on Direct Business	Direct Losses Paid	Direct Losses Incurred
24. Group policies (b).....					
24.1 Federal Employee Health Benefits Plan premium (b).....					
24.2 Credit (group and individual).....					
24.3 Collectively renewable policies (b).....					
24.4 Medicare Title XVIII exempt from state taxes or fees.....					
Other Individual Policies:					
25.1 Non-cancelable (b).....					
25.2 Guaranteed renewable (b).....					
25.3 Non-renewable for stated reasons only (b).....					
25.4 Other accident only.....					
25.5 All other (b).....					
25.6 Totals (Sum of Lines 25.1 to 25.5).....	0	0	0	0	0
26. Totals (Lines 24 + 24.1 + 24.2 + 24.3 + 24.4 + 25.6).....	0	0	0	0	0

(b) For health business on indicated lines report: Number of persons insured under PPO managed products.....0 and number of persons insured under indemnity only products.....0.

NATIONWIDE LIFE AND ANNUITY INSURANCE COMPANY



DIRECT BUSINESS IN GRAND TOTAL DURING THE YEAR
NAIC Group Code.....0140 NAIC Company Code.....92657

LIFE INSURANCE

	1	2	3	4	5
	Ordinary	Credit Life (Group and Individual)	Group	Industrial	Total
DIRECT PREMIUMS AND ANNUITY CONSIDERATIONS					
1. Life insurance.....	1,269,618,083				1,269,618,083
2. Annuity considerations.....	2,218,107				2,218,107
3. Deposit-type contract funds.....		XXX		XXX	0
4. Other considerations.....	4,602,319,810		915,634		4,603,235,444
5. Totals (Sum of Lines 1 to 4).....	5,874,156,000	0	915,634	0	5,875,071,634
DIRECT DIVIDENDS TO POLICYHOLDERS					
Life insurance:					
6.1 Paid in cash or left on deposit.....	106,445				106,445
6.2 Applied to pay renewal premiums.....	149,384				149,384
6.3 Applied to provide paid-up additions or shorten the endowment or premium-paying period.....	523,750				523,750
6.4 Other.....	(21,062)				(21,062)
6.5 Totals (Sum of Lines 6.1 to 6.4).....	758,517	0	0	0	758,517
Annuities:					
7.1 Paid in cash or left on deposit.....					0
7.2 Applied to provide paid-up annuities.....					0
7.3 Other.....					0
7.4 Totals (Sum of Lines 7.1 to 7.3).....	0	0	0	0	0
8. Grand Totals (Lines 6.5 + 7.4).....	758,517	0	0	0	758,517
DIRECT CLAIMS AND BENEFITS PAID					
9. Death benefits.....	215,073,080		16,029		215,089,109
10. Matured endowments.....	26,680				26,680
11. Annuity benefits.....	142,699,930		2,746,564		145,446,494
12. Surrender values and withdrawals for life contracts.....	736,247,869		11,793,721		748,041,590
13. Aggregate write-ins for miscellaneous direct claims and benefits paid.....	0	0	0	0	0
14. All other benefits, except accident and health.....	309,049				309,049
15. Totals.....	1,094,356,608	0	14,556,314	0	1,108,912,922

DETAILS OF WRITE-INS					
1301.					0
1302.					0
1303.					0
1398. Summary of remaining write-ins for Line 13 from overflow page.....	0	0	0	0	0
1399. Total (Lines 1301 through 1303 plus 1398)(Line 13 above).....	0	0	0	0	0

	Ordinary		Credit Life (Group and Individual)		Group		Industrial		Total	
	1	2	3	4	5	6	7	8	9	10
	No.	Amount	No. of Ind. Pols. & Gr. Certifs.	Amount	No. of Certifs.	Amount	No.	Amount	No.	Amount
DIRECT DEATH BENEFITS AND MATURED ENDOWMENTS INCURRED										
16. Unpaid December 31, prior year.....	193	46,388,281							193	46,388,281
17. Incurred during current year.....	1,221	212,489,557			3	16,029			1,224	212,505,586
Settled during current year:										
18.1 By payment in full.....	1,226	219,549,980			3	16,029			1,229	219,566,009
18.2 By payment on compromised claims.....									0	0
18.3 Totals paid.....	1,226	219,549,980	0	0	3	16,029	0	0	1,229	219,566,009
18.4 Reduction by compromise.....									0	0
18.5 Amount rejected.....									0	0
18.6 Total settlements.....	1,226	219,549,980	0	0	3	16,029	0	0	1,229	219,566,009
19. Unpaid Dec. 31, current year (Lines 16 + 17 - 18.6).....	188	39,327,858	0	0	0	0	0	0	188	39,327,858
POLICY EXHIBIT					No. of Pol.					
20. In force December 31, prior year.....	389,520	133,095,061,643		(a).....	1	26,500			389,521	133,095,088,143
21. Issued during year.....	49,007	20,612,791,143							49,007	20,612,791,143
22. Other changes to in force (Net).....	(26,411)	(6,399,684,115)				(4,000)			(26,411)	(6,399,688,115)
23. In force December 31 of current year.....	412,116	147,308,168,671	0	(a).....0	1	22,500	0	0	412,117	147,308,191,171

(a) Includes Individual Credit Life Insurance, prior year \$.....0 current year \$.....0.
Includes Group Credit Life Insurance Loans less than or equal to 60 months at issue, prior year \$.....0 current year \$.....0.
Loans greater than 60 months at issue BUT NOT GREATER THAN 120 MONTHS, prior year \$.....0 current year \$.....0.

ACCIDENT AND HEALTH INSURANCE

	1	2	3	4	5
	Direct Premiums	Direct Premiums Earned	Dividends Paid Or Credited on Direct Business	Direct Losses Paid	Direct Losses Incurred
24. Group policies (b).....	50	50			
24.1 Federal Employee Health Benefits Plan premium (b).....					
24.2 Credit (group and individual).....					
24.3 Collectively renewable policies (b).....					
24.4 Medicare Title XVIII exempt from state taxes or fees.....					
Other Individual Policies:					
25.1 Non-cancelable (b).....	506	506		2,100	2,100
25.2 Guaranteed renewable (b).....					
25.3 Non-renewable for stated reasons only (b).....					
25.4 Other accident only.....					
25.5 All other (b).....					
25.6 Totals (Sum of Lines 25.1 to 25.5).....	506	506	0	2,100	2,100
26. Totals (Lines 24 + 24.1 + 24.2 + 24.3 + 24.4 + 25.6).....	556	556	0	2,100	2,100

(b) For health business on indicated lines report: Number of persons insured under PPO managed products.....0 and number of persons insured under indemnity only products.....0.



DIRECT BUSINESS IN GUAM DURING THE YEAR
NAIC Group Code.....0140 NAIC Company Code.....92657

LIFE INSURANCE

	1	2	3	4	5
	Ordinary	Credit Life (Group and Individual)	Group	Industrial	Total
DIRECT PREMIUMS AND ANNUITY CONSIDERATIONS					
1. Life insurance.....	523				523
2. Annuity considerations.....					0
3. Deposit-type contract funds.....		XXX		XXX	0
4. Other considerations.....					0
5. Totals (Sum of Lines 1 to 4).....	523	0	0	0	523
DIRECT DIVIDENDS TO POLICYHOLDERS					
Life insurance:					
6.1 Paid in cash or left on deposit.....					0
6.2 Applied to pay renewal premiums.....					0
6.3 Applied to provide paid-up additions or shorten the endowment or premium-paying period.....					0
6.4 Other.....					0
6.5 Totals (Sum of Lines 6.1 to 6.4).....	0	0	0	0	0
Annuities:					
7.1 Paid in cash or left on deposit.....					0
7.2 Applied to provide paid-up annuities.....					0
7.3 Other.....					0
7.4 Totals (Sum of Lines 7.1 to 7.3).....	0	0	0	0	0
8. Grand Totals (Lines 6.5 + 7.4).....	0	0	0	0	0
DIRECT CLAIMS AND BENEFITS PAID					
9. Death benefits.....					0
10. Matured endowments.....					0
11. Annuity benefits.....					0
12. Surrender values and withdrawals for life contracts.....					0
13. Aggregate write-ins for miscellaneous direct claims and benefits paid.....	0	0	0	0	0
14. All other benefits, except accident and health.....					0
15. Totals.....	0	0	0	0	0

DETAILS OF WRITE-INS					
1301.					0
1302.					0
1303.					0
1398. Summary of remaining write-ins for Line 13 from overflow page.....	0	0	0	0	0
1399. Total (Lines 1301 through 1303 plus 1398)(Line 13 above).....	0	0	0	0	0

	Ordinary		Credit Life (Group and Individual)		Group		Industrial		Total	
	1	2	3	4	5	6	7	8	9	10
	No.	Amount	No. of Ind. Pols. & Gr. Certifs.	Amount	No. of Certifs.	Amount	No.	Amount	No.	Amount
DIRECT DEATH BENEFITS AND MATURED ENDOWMENTS INCURRED										
16. Unpaid December 31, prior year.....									0	0
17. Incurred during current year.....									0	0
Settled during current year:										
18.1 By payment in full.....									0	0
18.2 By payment on compromised claims.....									0	0
18.3 Totals paid.....	0	0	0	0	0	0	0	0	0	0
18.4 Reduction by compromise.....									0	0
18.5 Amount rejected.....									0	0
18.6 Total settlements.....	0	0	0	0	0	0	0	0	0	0
19. Unpaid Dec. 31, current year (Lines 16 + 17 - 18.6).....	0	0	0	0	0	0	0	0	0	0
POLICY EXHIBIT					No. of Pol.					
20. In force December 31, prior year.....	2	20,000		(a).....					2	20,000
21. Issued during year.....									0	0
22. Other changes to in force (Net).....	2	20,000							2	20,000
23. In force December 31 of current year.....	4	40,000	0	(a).....0	0	0	0	0	4	40,000

(a) Includes Individual Credit Life Insurance, prior year \$.....0 current year \$.....0.
Includes Group Credit Life Insurance Loans less than or equal to 60 months at issue, prior year \$.....0 current year \$.....0.
Loans greater than 60 months at issue BUT NOT GREATER THAN 120 MONTHS, prior year \$.....0 current year \$.....0.

ACCIDENT AND HEALTH INSURANCE

	1	2	3	4	5
	Direct Premiums	Direct Premiums Earned	Dividends Paid Or Credited on Direct Business	Direct Losses Paid	Direct Losses Incurred
24. Group policies (b).....					
24.1 Federal Employee Health Benefits Plan premium (b).....					
24.2 Credit (group and individual).....					
24.3 Collectively renewable policies (b).....					
24.4 Medicare Title XVIII exempt from state taxes or fees.....					
Other Individual Policies:					
25.1 Non-cancelable (b).....					
25.2 Guaranteed renewable (b).....					
25.3 Non-renewable for stated reasons only (b).....					
25.4 Other accident only.....					
25.5 All other (b).....					
25.6 Totals (Sum of Lines 25.1 to 25.5).....	0	0	0	0	0
26. Totals (Lines 24 + 24.1 + 24.2 + 24.3 + 24.4 + 25.6).....	0	0	0	0	0

(b) For health business on indicated lines report: Number of persons insured under PPO managed products.....0 and number of persons insured under indemnity only products.....0.

NATIONWIDE LIFE AND ANNUITY INSURANCE COMPANY



DIRECT BUSINESS IN THE STATE OF HAWAII DURING THE YEAR

NAIC Group Code....0140

NAIC Company Code....92657

LIFE INSURANCE

	1	2	3	4	5
	Ordinary	Credit Life (Group and Individual)	Group	Industrial	Total
DIRECT PREMIUMS AND ANNUITY CONSIDERATIONS					
1. Life insurance.....	6,634,955				6,634,955
2. Annuity considerations.....	115,245				115,245
3. Deposit-type contract funds.....		XXX		XXX	0
4. Other considerations.....	44,433,658				44,433,658
5. Totals (Sum of Lines 1 to 4).....	51,183,858	0	0	0	51,183,858
DIRECT DIVIDENDS TO POLICYHOLDERS					
Life insurance:					
6.1 Paid in cash or left on deposit.....	129				129
6.2 Applied to pay renewal premiums.....					0
6.3 Applied to provide paid-up additions or shorten the endowment or premium-paying period.....	260				260
6.4 Other.....					0
6.5 Totals (Sum of Lines 6.1 to 6.4).....	389	0	0	0	389
Annuities:					
7.1 Paid in cash or left on deposit.....					0
7.2 Applied to provide paid-up annuities.....					0
7.3 Other.....					0
7.4 Totals (Sum of Lines 7.1 to 7.3).....	0	0	0	0	0
8. Grand Totals (Lines 6.5 + 7.4).....	389	0	0	0	389
DIRECT CLAIMS AND BENEFITS PAID					
9. Death benefits.....					0
10. Matured endowments.....					0
11. Annuity benefits.....	5,493,274				5,493,274
12. Surrender values and withdrawals for life contracts.....	31,276,658				31,276,658
13. Aggregate write-ins for miscellaneous direct claims and benefits paid.....	0	0	0	0	0
14. All other benefits, except accident and health.....					0
15. Totals.....	36,769,932	0	0	0	36,769,932

DETAILS OF WRITE-INS					
1301.					0
1302.					0
1303.					0
1398. Summary of remaining write-ins for Line 13 from overflow page.....	0	0	0	0	0
1399. Total (Lines 1301 through 1303 plus 1398)(Line 13 above).....	0	0	0	0	0

	Ordinary		Credit Life (Group and Individual)		Group		Industrial		Total	
	1	2	3	4	5	6	7	8	9	10
	No.	Amount	No. of Ind. Pols. & Gr. Certifs.	Amount	No. of Certifs.	Amount	No.	Amount	No.	Amount
DIRECT DEATH BENEFITS AND MATURED ENDOWMENTS INCURRED										
16. Unpaid December 31, prior year.....									0	0
17. Incurred during current year.....									0	0
Settled during current year:										
18.1 By payment in full.....									0	0
18.2 By payment on compromised claims.....									0	0
18.3 Totals paid.....	0	0	0	0	0	0	0	0	0	0
18.4 Reduction by compromise.....									0	0
18.5 Amount rejected.....									0	0
18.6 Total settlements.....	0	0	0	0	0	0	0	0	0	0
19. Unpaid Dec. 31, current year (Lines 16 + 17 - 18.6).....	0	0	0	0	0	0	0	0	0	0
POLICY EXHIBIT					No. of Pol.					
20. In force December 31, prior year.....	1,192	626,405,291		(a).....					1,192	626,405,291
21. Issued during year.....	387	137,315,054							387	137,315,054
22. Other changes to in force (Net).....	(55)	(20,480,281)							(55)	(20,480,281)
23. In force December 31 of current year.....	1,524	743,240,064	0	(a).....0	0	0	0	0	1,524	743,240,064

(a) Includes Individual Credit Life Insurance, prior year \$.....0 current year \$.....0.
Includes Group Credit Life Insurance Loans less than or equal to 60 months at issue, prior year \$.....0 current year \$.....0.
Loans greater than 60 months at issue BUT NOT GREATER THAN 120 MONTHS, prior year \$.....0 current year \$.....0.

ACCIDENT AND HEALTH INSURANCE

	1	2	3	4	5
	Direct Premiums	Direct Premiums Earned	Dividends Paid Or Credited on Direct Business	Direct Losses Paid	Direct Losses Incurred
24. Group policies (b).....					
24.1 Federal Employee Health Benefits Plan premium (b).....					
24.2 Credit (group and individual).....					
24.3 Collectively renewable policies (b).....					
24.4 Medicare Title XVIII exempt from state taxes or fees.....					
Other Individual Policies:					
25.1 Non-cancelable (b).....					
25.2 Guaranteed renewable (b).....					
25.3 Non-renewable for stated reasons only (b).....					
25.4 Other accident only.....					
25.5 All other (b).....					
25.6 Totals (Sum of Lines 25.1 to 25.5).....	0	0	0	0	0
26. Totals (Lines 24 + 24.1 + 24.2 + 24.3 + 24.4 + 25.6).....	0	0	0	0	0

(b) For health business on indicated lines report: Number of persons insured under PPO managed products.....0 and number of persons insured under indemnity only products.....0.

NATIONWIDE LIFE AND ANNUITY INSURANCE COMPANY



DIRECT BUSINESS IN THE STATE OF IOWA DURING THE YEAR
NAIC Group Code....0140 NAIC Company Code....92657

LIFE INSURANCE

	1	2	3	4	5
	Ordinary	Credit Life (Group and Individual)	Group	Industrial	Total
DIRECT PREMIUMS AND ANNUITY CONSIDERATIONS					
1. Life insurance.....	5,717,821				5,717,821
2. Annuity considerations.....	22,642				22,642
3. Deposit-type contract funds.....		XXX		XXX	0
4. Other considerations.....	11,780,584				11,780,584
5. Totals (Sum of Lines 1 to 4).....	17,521,047	0	0	0	17,521,047
DIRECT DIVIDENDS TO POLICYHOLDERS					
Life insurance:					
6.1 Paid in cash or left on deposit.....	6				6
6.2 Applied to pay renewal premiums.....	692				692
6.3 Applied to provide paid-up additions or shorten the endowment or premium-paying period.....	9,316				9,316
6.4 Other.....					0
6.5 Totals (Sum of Lines 6.1 to 6.4).....	10,014	0	0	0	10,014
Annuities:					
7.1 Paid in cash or left on deposit.....					0
7.2 Applied to provide paid-up annuities.....					0
7.3 Other.....					0
7.4 Totals (Sum of Lines 7.1 to 7.3).....	0	0	0	0	0
8. Grand Totals (Lines 6.5 + 7.4).....	10,014	0	0	0	10,014
DIRECT CLAIMS AND BENEFITS PAID					
9. Death benefits.....	137,723				137,723
10. Matured endowments.....					0
11. Annuity benefits.....	644,809		20,000		664,809
12. Surrender values and withdrawals for life contracts.....	3,216,079		38,072		3,254,151
13. Aggregate write-ins for miscellaneous direct claims and benefits paid.....	0	0	0	0	0
14. All other benefits, except accident and health.....					0
15. Totals.....	3,998,611	0	58,072	0	4,056,683

DETAILS OF WRITE-INS					
1301.					0
1302.					0
1303.					0
1398. Summary of remaining write-ins for Line 13 from overflow page.....	0	0	0	0	0
1399. Total (Lines 1301 through 1303 plus 1398)(Line 13 above).....	0	0	0	0	0

	Ordinary		Credit Life (Group and Individual)		Group		Industrial		Total	
	1	2	3	4	5	6	7	8	9	10
	No.	Amount	No. of Ind. Pols. & Gr. Certifs.	Amount	No. of Certifs.	Amount	No.	Amount	No.	Amount
DIRECT DEATH BENEFITS AND MATURED ENDOWMENTS INCURRED										
16. Unpaid December 31, prior year.....									0	0
17. Incurred during current year.....	6	137,723							6	137,723
Settled during current year:										
18.1 By payment in full.....	6	137,723							6	137,723
18.2 By payment on compromised claims.....									0	0
18.3 Totals paid.....	6	137,723	0	0	0	0	0	0	6	137,723
18.4 Reduction by compromise.....									0	0
18.5 Amount rejected.....									0	0
18.6 Total settlements.....	6	137,723	0	0	0	0	0	0	6	137,723
19. Unpaid Dec. 31, current year (Lines 16 + 17 - 18.6).....	0	0	0	0	0	0	0	0	0	0
POLICY EXHIBIT					No. of Pol.					
20. In force December 31, prior year.....	2,464	928,825,088		(a).....					2,464	928,825,088
21. Issued during year.....	249	146,989,693							249	146,989,693
22. Other changes to in force (Net).....	(140)	(45,992,602)							(140)	(45,992,602)
23. In force December 31 of current year.....	2,573	1,029,822,179	0	(a).....0	0	0	0	0	2,573	1,029,822,179

(a) Includes Individual Credit Life Insurance, prior year \$.....0 current year \$.....0.
Includes Group Credit Life Insurance Loans less than or equal to 60 months at issue, prior year \$.....0 current year \$.....0.
Loans greater than 60 months at issue BUT NOT GREATER THAN 120 MONTHS, prior year \$.....0 current year \$.....0.

ACCIDENT AND HEALTH INSURANCE

	1	2	3	4	5
	Direct Premiums	Direct Premiums Earned	Dividends Paid Or Credited on Direct Business	Direct Losses Paid	Direct Losses Incurred
24. Group policies (b).....					
24.1 Federal Employee Health Benefits Plan premium (b).....					
24.2 Credit (group and individual).....					
24.3 Collectively renewable policies (b).....					
24.4 Medicare Title XVIII exempt from state taxes or fees.....					
Other Individual Policies:					
25.1 Non-cancelable (b).....					
25.2 Guaranteed renewable (b).....					
25.3 Non-renewable for stated reasons only (b).....					
25.4 Other accident only.....					
25.5 All other (b).....					
25.6 Totals (Sum of Lines 25.1 to 25.5).....	0	0	0	0	0
26. Totals (Lines 24 + 24.1 + 24.2 + 24.3 + 24.4 + 25.6).....	0	0	0	0	0

(b) For health business on indicated lines report: Number of persons insured under PPO managed products.....0 and number of persons insured under indemnity only products.....0.

NATIONWIDE LIFE AND ANNUITY INSURANCE COMPANY



DIRECT BUSINESS IN THE STATE OF IDAHO DURING THE YEAR
NAIC Group Code....0140 NAIC Company Code....92657

LIFE INSURANCE

	1	2	3	4	5
	Ordinary	Credit Life (Group and Individual)	Group	Industrial	Total
DIRECT PREMIUMS AND ANNUITY CONSIDERATIONS					
1. Life insurance.....	2,683,334				2,683,334
2. Annuity considerations.....					0
3. Deposit-type contract funds.....		XXX		XXX	0
4. Other considerations.....	33,695,560				33,695,560
5. Totals (Sum of Lines 1 to 4).....	36,378,894	0	0	0	36,378,894
DIRECT DIVIDENDS TO POLICYHOLDERS					
Life insurance:					
6.1 Paid in cash or left on deposit.....	182				182
6.2 Applied to pay renewal premiums.....					0
6.3 Applied to provide paid-up additions or shorten the endowment or premium-paying period.....	3,263				3,263
6.4 Other.....					0
6.5 Totals (Sum of Lines 6.1 to 6.4).....	3,445	0	0	0	3,445
Annuities:					
7.1 Paid in cash or left on deposit.....					0
7.2 Applied to provide paid-up annuities.....					0
7.3 Other.....					0
7.4 Totals (Sum of Lines 7.1 to 7.3).....	0	0	0	0	0
8. Grand Totals (Lines 6.5 + 7.4).....	3,445	0	0	0	3,445
DIRECT CLAIMS AND BENEFITS PAID					
9. Death benefits.....	303,711				303,711
10. Matured endowments.....					0
11. Annuity benefits.....	1,089,182		887		1,090,069
12. Surrender values and withdrawals for life contracts.....	2,463,592		186,572		2,650,164
13. Aggregate write-ins for miscellaneous direct claims and benefits paid.....	0	0	0	0	0
14. All other benefits, except accident and health.....					0
15. Totals.....	3,856,485	0	187,459	0	4,043,944

DETAILS OF WRITE-INS					
1301.					0
1302.					0
1303.					0
1398. Summary of remaining write-ins for Line 13 from overflow page.....	0	0	0	0	0
1399. Total (Lines 1301 through 1303 plus 1398)(Line 13 above).....	0	0	0	0	0

	Ordinary		Credit Life (Group and Individual)		Group		Industrial		Total	
	1	2	3	4	5	6	7	8	9	10
	No.	Amount	No. of Ind. Pols. & Gr. Certifs.	Amount	No. of Certifs.	Amount	No.	Amount	No.	Amount
DIRECT DEATH BENEFITS AND MATURED ENDOWMENTS INCURRED										
16. Unpaid December 31, prior year.....	1	250,000							1	250,000
17. Incurred during current year.....	3	303,711							3	303,711
Settled during current year:										
18.1 By payment in full.....	4	553,711							4	553,711
18.2 By payment on compromised claims.....									0	0
18.3 Totals paid.....	4	553,711	0	0	0	0	0	0	4	553,711
18.4 Reduction by compromise.....									0	0
18.5 Amount rejected.....									0	0
18.6 Total settlements.....	4	553,711	0	0	0	0	0	0	4	553,711
19. Unpaid Dec. 31, current year (Lines 16 + 17 - 18.6).....	0	0	0	0	0	0	0	0	0	0
POLICY EXHIBIT					No. of Pol.					
20. In force December 31, prior year.....	850	344,688,808	(a)						850	344,688,808
21. Issued during year.....	74	37,433,427							74	37,433,427
22. Other changes to in force (Net).....	(18)	617,504							(18)	617,504
23. In force December 31 of current year.....	906	382,739,739	0	(a)	0	0	0	0	906	382,739,739

(a) Includes Individual Credit Life Insurance, prior year \$.....0 current year \$.....0.
Includes Group Credit Life Insurance Loans less than or equal to 60 months at issue, prior year \$.....0 current year \$.....0.
Loans greater than 60 months at issue BUT NOT GREATER THAN 120 MONTHS, prior year \$.....0 current year \$.....0.

ACCIDENT AND HEALTH INSURANCE

	1	2	3	4	5
	Direct Premiums	Direct Premiums Earned	Dividends Paid Or Credited on Direct Business	Direct Losses Paid	Direct Losses Incurred
24. Group policies (b).....					
24.1 Federal Employee Health Benefits Plan premium (b).....					
24.2 Credit (group and individual).....					
24.3 Collectively renewable policies (b).....					
24.4 Medicare Title XVIII exempt from state taxes or fees.....					
Other Individual Policies:					
25.1 Non-cancelable (b).....					
25.2 Guaranteed renewable (b).....					
25.3 Non-renewable for stated reasons only (b).....					
25.4 Other accident only.....					
25.5 All other (b).....					
25.6 Totals (Sum of Lines 25.1 to 25.5).....	0	0	0	0	0
26. Totals (Lines 24 + 24.1 + 24.2 + 24.3 + 24.4 + 25.6).....	0	0	0	0	0

(b) For health business on indicated lines report: Number of persons insured under PPO managed products....0 and number of persons insured under indemnity only products....0.

NATIONWIDE LIFE AND ANNUITY INSURANCE COMPANY



DIRECT BUSINESS IN THE STATE OF ILLINOIS DURING THE YEAR

NAIC Group Code....0140

NAIC Company Code....92657

LIFE INSURANCE

	1	2	3	4	5
	Ordinary	Credit Life (Group and Individual)	Group	Industrial	Total
DIRECT PREMIUMS AND ANNUITY CONSIDERATIONS					
1. Life insurance.....	47,126,722				47,126,722
2. Annuity considerations.....					0
3. Deposit-type contract funds.....		XXX		XXX	0
4. Other considerations.....	236,825,308		67,431		236,892,739
5. Totals (Sum of Lines 1 to 4).....	283,952,030	0	67,431	0	284,019,461
DIRECT DIVIDENDS TO POLICYHOLDERS					
Life insurance:					
6.1 Paid in cash or left on deposit.....	47				47
6.2 Applied to pay renewal premiums.....					0
6.3 Applied to provide paid-up additions or shorten the endowment or premium-paying period.....	4,177				4,177
6.4 Other.....					0
6.5 Totals (Sum of Lines 6.1 to 6.4).....	4,224	0	0	0	4,224
Annuities:					
7.1 Paid in cash or left on deposit.....					0
7.2 Applied to provide paid-up annuities.....					0
7.3 Other.....					0
7.4 Totals (Sum of Lines 7.1 to 7.3).....	0	0	0	0	0
8. Grand Totals (Lines 6.5 + 7.4).....	4,224	0	0	0	4,224
DIRECT CLAIMS AND BENEFITS PAID					
9. Death benefits.....	12,643,238				12,643,238
10. Matured endowments.....					0
11. Annuity benefits.....	7,569,233		559,326		8,128,559
12. Surrender values and withdrawals for life contracts.....	29,613,768		1,447,499		31,061,267
13. Aggregate write-ins for miscellaneous direct claims and benefits paid.....	0	0	0	0	0
14. All other benefits, except accident and health.....					0
15. Totals.....	49,826,239	0	2,006,825	0	51,833,064

DETAILS OF WRITE-INS					
1301.					0
1302.					0
1303.					0
1398. Summary of remaining write-ins for Line 13 from overflow page.....	0	0	0	0	0
1399. Total (Lines 1301 through 1303 plus 1398)(Line 13 above).....	0	0	0	0	0

	Ordinary		Credit Life (Group and Individual)		Group		Industrial		Total	
	1	2	3	4	5	6	7	8	9	10
	No.	Amount	No. of Ind. Pols. & Gr. Certifs.	Amount	No. of Certifs.	Amount	No.	Amount	No.	Amount
DIRECT DEATH BENEFITS AND MATURED ENDOWMENTS INCURRED										
16. Unpaid December 31, prior year.....	3	580,299							3	580,299
17. Incurred during current year.....	14	12,493,646							14	12,493,646
Settled during current year:										
18.1 By payment in full.....	11	5,963,945							11	5,963,945
18.2 By payment on compromised claims.....									0	0
18.3 Totals paid.....	11	5,963,945	0	0	0	0	0	0	11	5,963,945
18.4 Reduction by compromise.....									0	0
18.5 Amount rejected.....									0	0
18.6 Total settlements.....	11	5,963,945	0	0	0	0	0	0	11	5,963,945
19. Unpaid Dec. 31, current year (Lines 16 + 17 - 18.6).....	6	7,110,000	0	0	0	0	0	0	6	7,110,000
POLICY EXHIBIT					No. of Pol.					
20. In force December 31, prior year.....	7,638	3,893,782,538		(a).....					7,638	3,893,782,538
21. Issued during year.....	1,681	844,769,500							1,681	844,769,500
22. Other changes to in force (Net).....	(434)	(176,807,270)							(434)	(176,807,270)
23. In force December 31 of current year.....	8,885	4,561,744,768	0	(a).....0	0	0	0	0	8,885	4,561,744,768

(a) Includes Individual Credit Life Insurance, prior year \$.....0 current year \$.....0.
Includes Group Credit Life Insurance Loans less than or equal to 60 months at issue, prior year \$.....0 current year \$.....0.
Loans greater than 60 months at issue BUT NOT GREATER THAN 120 MONTHS, prior year \$.....0 current year \$.....0.

ACCIDENT AND HEALTH INSURANCE

	1	2	3	4	5
	Direct Premiums	Direct Premiums Earned	Dividends Paid Or Credited on Direct Business	Direct Losses Paid	Direct Losses Incurred
24. Group policies (b).....					
24.1 Federal Employee Health Benefits Plan premium (b).....					
24.2 Credit (group and individual).....					
24.3 Collectively renewable policies (b).....					
24.4 Medicare Title XVIII exempt from state taxes or fees.....					
Other Individual Policies:					
25.1 Non-cancelable (b).....					
25.2 Guaranteed renewable (b).....					
25.3 Non-renewable for stated reasons only (b).....					
25.4 Other accident only.....					
25.5 All other (b).....					
25.6 Totals (Sum of Lines 25.1 to 25.5).....	0	0	0	0	0
26. Totals (Lines 24 + 24.1 + 24.2 + 24.3 + 24.4 + 25.6).....	0	0	0	0	0

(b) For health business on indicated lines report: Number of persons insured under PPO managed products.....0 and number of persons insured under indemnity only products.....0.



DIRECT BUSINESS IN THE STATE OF INDIANA DURING THE YEAR
NAIC Group Code....0140 NAIC Company Code....92657

LIFE INSURANCE

	1	2	3	4	5
	Ordinary	Credit Life (Group and Individual)	Group	Industrial	Total
DIRECT PREMIUMS AND ANNUITY CONSIDERATIONS					
1. Life insurance.....	12,167,900				12,167,900
2. Annuity considerations.....	120,408				120,408
3. Deposit-type contract funds.....		XXX		XXX	0
4. Other considerations.....	137,653,931				137,653,931
5. Totals (Sum of Lines 1 to 4).....	149,942,239	0	0	0	149,942,239
DIRECT DIVIDENDS TO POLICYHOLDERS					
Life insurance:					
6.1 Paid in cash or left on deposit.....	3,886				3,886
6.2 Applied to pay renewal premiums.....	2,626				2,626
6.3 Applied to provide paid-up additions or shorten the endowment or premium-paying period.....	29,606				29,606
6.4 Other.....					0
6.5 Totals (Sum of Lines 6.1 to 6.4).....	36,118	0	0	0	36,118
Annuities:					
7.1 Paid in cash or left on deposit.....					0
7.2 Applied to provide paid-up annuities.....					0
7.3 Other.....					0
7.4 Totals (Sum of Lines 7.1 to 7.3).....	0	0	0	0	0
8. Grand Totals (Lines 6.5 + 7.4).....	36,118	0	0	0	36,118
DIRECT CLAIMS AND BENEFITS PAID					
9. Death benefits.....	905,722				905,722
10. Matured endowments.....					0
11. Annuity benefits.....	2,684,828		718,044		3,402,872
12. Surrender values and withdrawals for life contracts.....	11,956,593		98,355		12,054,948
13. Aggregate write-ins for miscellaneous direct claims and benefits paid.....	0	0	0	0	0
14. All other benefits, except accident and health.....	1,180				1,180
15. Totals.....	15,548,323	0	816,399	0	16,364,722

DETAILS OF WRITE-INS					
1301.					0
1302.					0
1303.					0
1398. Summary of remaining write-ins for Line 13 from overflow page.....	0	0	0	0	0
1399. Total (Lines 1301 through 1303 plus 1398)(Line 13 above).....	0	0	0	0	0

	Ordinary		Credit Life (Group and Individual)		Group		Industrial		Total	
	1	2	3	4	5	6	7	8	9	10
	No.	Amount	No. of Ind. Pols. & Gr. Certifs.	Amount	No. of Certifs.	Amount	No.	Amount	No.	Amount
DIRECT DEATH BENEFITS AND MATURED ENDOWMENTS INCURRED										
16. Unpaid December 31, prior year.....	2	131,000							2	131,000
17. Incurred during current year.....	13	1,067,963							13	1,067,963
Settled during current year:										
18.1 By payment in full.....	13	1,000,548							13	1,000,548
18.2 By payment on compromised claims.....									0	0
18.3 Totals paid.....	13	1,000,548	0	0	0	0	0	0	13	1,000,548
18.4 Reduction by compromise.....									0	0
18.5 Amount rejected.....									0	0
18.6 Total settlements.....	13	1,000,548	0	0	0	0	0	0	13	1,000,548
19. Unpaid Dec. 31, current year (Lines 16 + 17 - 18.6).....	2	198,415	0	0	0	0	0	0	2	198,415
POLICY EXHIBIT					No. of Pol.					
20. In force December 31, prior year.....	3,473	1,307,718,111		(a).....					3,473	1,307,718,111
21. Issued during year.....	419	209,733,261							419	209,733,261
22. Other changes to in force (Net).....	(250)	(93,300,288)							(250)	(93,300,288)
23. In force December 31 of current year.....	3,642	1,424,151,084	0	(a).....0	0	0	0	0	3,642	1,424,151,084

(a) Includes Individual Credit Life Insurance, prior year \$.....0 current year \$.....0.
Includes Group Credit Life Insurance Loans less than or equal to 60 months at issue, prior year \$.....0 current year \$.....0.
Loans greater than 60 months at issue BUT NOT GREATER THAN 120 MONTHS, prior year \$.....0 current year \$.....0.

ACCIDENT AND HEALTH INSURANCE

	1	2	3	4	5
	Direct Premiums	Direct Premiums Earned	Dividends Paid Or Credited on Direct Business	Direct Losses Paid	Direct Losses Incurred
24. Group policies (b).....					
24.1 Federal Employee Health Benefits Plan premium (b).....					
24.2 Credit (group and individual).....					
24.3 Collectively renewable policies (b).....					
24.4 Medicare Title XVIII exempt from state taxes or fees.....					
Other Individual Policies:					
25.1 Non-cancelable (b).....					
25.2 Guaranteed renewable (b).....					
25.3 Non-renewable for stated reasons only (b).....					
25.4 Other accident only.....					
25.5 All other (b).....					
25.6 Totals (Sum of Lines 25.1 to 25.5).....	0	0	0	0	0
26. Totals (Lines 24 + 24.1 + 24.2 + 24.3 + 24.4 + 25.6).....	0	0	0	0	0

(b) For health business on indicated lines report: Number of persons insured under PPO managed products.....0 and number of persons insured under indemnity only products.....0.



DIRECT BUSINESS IN THE STATE OF KANSAS DURING THE YEAR

NAIC Group Code....0140

NAIC Company Code....92657

LIFE INSURANCE

	1	2	3	4	5
	Ordinary	Credit Life (Group and Individual)	Group	Industrial	Total
DIRECT PREMIUMS AND ANNUITY CONSIDERATIONS					
1. Life insurance.....	7,466,052				7,466,052
2. Annuity considerations.....					0
3. Deposit-type contract funds.....		XXX		XXX	0
4. Other considerations.....	83,975,026		294,292		84,269,318
5. Totals (Sum of Lines 1 to 4).....	91,441,078	0	294,292	0	91,735,370
DIRECT DIVIDENDS TO POLICYHOLDERS					
Life insurance:					
6.1 Paid in cash or left on deposit.....	556				556
6.2 Applied to pay renewal premiums.....					0
6.3 Applied to provide paid-up additions or shorten the endowment or premium-paying period.....	980				980
6.4 Other.....					0
6.5 Totals (Sum of Lines 6.1 to 6.4).....	1,536	0	0	0	1,536
Annuities:					
7.1 Paid in cash or left on deposit.....					0
7.2 Applied to provide paid-up annuities.....					0
7.3 Other.....					0
7.4 Totals (Sum of Lines 7.1 to 7.3).....	0	0	0	0	0
8. Grand Totals (Lines 6.5 + 7.4).....	1,536	0	0	0	1,536
DIRECT CLAIMS AND BENEFITS PAID					
9. Death benefits.....	606,609				606,609
10. Matured endowments.....					0
11. Annuity benefits.....	1,511,636		22,910		1,534,546
12. Surrender values and withdrawals for life contracts.....	7,754,805		25,060		7,779,865
13. Aggregate write-ins for miscellaneous direct claims and benefits paid.....	0	0	0	0	0
14. All other benefits, except accident and health.....					0
15. Totals.....	9,873,050	0	47,970	0	9,921,020

DETAILS OF WRITE-INS					
1301.					0
1302.					0
1303.					0
1398. Summary of remaining write-ins for Line 13 from overflow page.....	0	0	0	0	0
1399. Total (Lines 1301 through 1303 plus 1398)(Line 13 above).....	0	0	0	0	0

	Ordinary		Credit Life (Group and Individual)		Group		Industrial		Total	
	1	2	3	4	5	6	7	8	9	10
	No.	Amount	No. of Ind. Pols. & Gr. Certifs.	Amount	No. of Certifs.	Amount	No.	Amount	No.	Amount
DIRECT DEATH BENEFITS AND MATURED ENDOWMENTS INCURRED										
16. Unpaid December 31, prior year.....									0	0
17. Incurred during current year.....	6	606,609							6	606,609
Settled during current year:										
18.1 By payment in full.....	6	606,609							6	606,609
18.2 By payment on compromised claims.....									0	0
18.3 Totals paid.....	6	606,609	0	0	0	0	0	0	6	606,609
18.4 Reduction by compromise.....									0	0
18.5 Amount rejected.....									0	0
18.6 Total settlements.....	6	606,609	0	0	0	0	0	0	6	606,609
19. Unpaid Dec. 31, current year (Lines 16 + 17 - 18.6).....	0	0	0	0	0	0	0	0	0	0
POLICY EXHIBIT					No. of Pol.					
20. In force December 31, prior year.....	2,052	971,624,208		(a).....					2,052	971,624,208
21. Issued during year.....	234	178,785,325							234	178,785,325
22. Other changes to in force (Net).....	(107)	(45,296,163)							(107)	(45,296,163)
23. In force December 31 of current year.....	2,179	1,105,113,370	0	(a).....0	0	0	0	0	2,179	1,105,113,370

(a) Includes Individual Credit Life Insurance, prior year \$.....0 current year \$.....0.
Includes Group Credit Life Insurance Loans less than or equal to 60 months at issue, prior year \$.....0 current year \$.....0.
Loans greater than 60 months at issue BUT NOT GREATER THAN 120 MONTHS, prior year \$.....0 current year \$.....0.

ACCIDENT AND HEALTH INSURANCE

	1	2	3	4	5
	Direct Premiums	Direct Premiums Earned	Dividends Paid Or Credited on Direct Business	Direct Losses Paid	Direct Losses Incurred
24. Group policies (b).....					
24.1 Federal Employee Health Benefits Plan premium (b).....					
24.2 Credit (group and individual).....					
24.3 Collectively renewable policies (b).....					
24.4 Medicare Title XVIII exempt from state taxes or fees.....					
Other Individual Policies:					
25.1 Non-cancelable (b).....					
25.2 Guaranteed renewable (b).....					
25.3 Non-renewable for stated reasons only (b).....					
25.4 Other accident only.....					
25.5 All other (b).....					
25.6 Totals (Sum of Lines 25.1 to 25.5).....	0	0	0	0	0
26. Totals (Lines 24 + 24.1 + 24.2 + 24.3 + 24.4 + 25.6).....	0	0	0	0	0

(b) For health business on indicated lines report: Number of persons insured under PPO managed products.....0 and number of persons insured under indemnity only products.....0.

NATIONWIDE LIFE AND ANNUITY INSURANCE COMPANY



DIRECT BUSINESS IN THE STATE OF KENTUCKY DURING THE YEAR

NAIC Group Code....0140

NAIC Company Code....92657

LIFE INSURANCE

	1	2	3	4	5
	Ordinary	Credit Life (Group and Individual)	Group	Industrial	Total
DIRECT PREMIUMS AND ANNUITY CONSIDERATIONS					
1. Life insurance.....	13,535,517				13,535,517
2. Annuity considerations.....	86,037				86,037
3. Deposit-type contract funds.....		XXX		XXX	0
4. Other considerations.....	74,427,958				74,427,958
5. Totals (Sum of Lines 1 to 4).....	88,049,512	0	0	0	88,049,512
DIRECT DIVIDENDS TO POLICYHOLDERS					
Life insurance:					
6.1 Paid in cash or left on deposit.....	707				707
6.2 Applied to pay renewal premiums.....					0
6.3 Applied to provide paid-up additions or shorten the endowment or premium-paying period.....	536				536
6.4 Other.....					0
6.5 Totals (Sum of Lines 6.1 to 6.4).....	1,243	0	0	0	1,243
Annuities:					
7.1 Paid in cash or left on deposit.....					0
7.2 Applied to provide paid-up annuities.....					0
7.3 Other.....					0
7.4 Totals (Sum of Lines 7.1 to 7.3).....	0	0	0	0	0
8. Grand Totals (Lines 6.5 + 7.4).....	1,243	0	0	0	1,243
DIRECT CLAIMS AND BENEFITS PAID					
9. Death benefits.....	2,157,120				2,157,120
10. Matured endowments.....					0
11. Annuity benefits.....	1,171,604		81,182		1,252,786
12. Surrender values and withdrawals for life contracts.....	16,563,456		111,354		16,674,810
13. Aggregate write-ins for miscellaneous direct claims and benefits paid.....	0	0	0	0	0
14. All other benefits, except accident and health.....	919				919
15. Totals.....	19,893,099	0	192,536	0	20,085,635

DETAILS OF WRITE-INS					
1301.					0
1302.					0
1303.					0
1398. Summary of remaining write-ins for Line 13 from overflow page.....	0	0	0	0	0
1399. Total (Lines 1301 through 1303 plus 1398)(Line 13 above).....	0	0	0	0	0

	Ordinary		Credit Life (Group and Individual)		Group		Industrial		Total	
	1	2	3	4	5	6	7	8	9	10
	No.	Amount	No. of Ind. Pols. & Gr. Certifs.	Amount	No. of Certifs.	Amount	No.	Amount	No.	Amount
DIRECT DEATH BENEFITS AND MATURED ENDOWMENTS INCURRED										
16. Unpaid December 31, prior year.....	7	530,000							7	530,000
17. Incurred during current year.....	43	2,157,120							43	2,157,120
Settled during current year:										
18.1 By payment in full.....	44	2,342,120							44	2,342,120
18.2 By payment on compromised claims.....									0	0
18.3 Totals paid.....	44	2,342,120	0	0	0	0	0	0	44	2,342,120
18.4 Reduction by compromise.....									0	0
18.5 Amount rejected.....									0	0
18.6 Total settlements.....	44	2,342,120	0	0	0	0	0	0	44	2,342,120
19. Unpaid Dec. 31, current year (Lines 16 + 17 - 18.6).....	6	345,000	0	0	0	0	0	0	6	345,000
POLICY EXHIBIT					No. of Pol.					
20. In force December 31, prior year.....	6,057	1,484,460,668		(a).....					6,057	1,484,460,668
21. Issued during year.....	627	204,646,659							627	204,646,659
22. Other changes to in force (Net).....	(608)	(77,795,897)							(608)	(77,795,897)
23. In force December 31 of current year.....	6,076	1,611,311,430	0	(a).....0	0	0	0	0	6,076	1,611,311,430

(a) Includes Individual Credit Life Insurance, prior year \$.....0 current year \$.....0.
Includes Group Credit Life Insurance Loans less than or equal to 60 months at issue, prior year \$.....0 current year \$.....0.
Loans greater than 60 months at issue BUT NOT GREATER THAN 120 MONTHS, prior year \$.....0 current year \$.....0.

ACCIDENT AND HEALTH INSURANCE

	1	2	3	4	5
	Direct Premiums	Direct Premiums Earned	Dividends Paid Or Credited on Direct Business	Direct Losses Paid	Direct Losses Incurred
24. Group policies (b).....					
24.1 Federal Employee Health Benefits Plan premium (b).....					
24.2 Credit (group and individual).....					
24.3 Collectively renewable policies (b).....					
24.4 Medicare Title XVIII exempt from state taxes or fees.....					
Other Individual Policies:					
25.1 Non-cancelable (b).....					
25.2 Guaranteed renewable (b).....					
25.3 Non-renewable for stated reasons only (b).....					
25.4 Other accident only.....					
25.5 All other (b).....					
25.6 Totals (Sum of Lines 25.1 to 25.5).....	0	0	0	0	0
26. Totals (Lines 24 + 24.1 + 24.2 + 24.3 + 24.4 + 25.6).....	0	0	0	0	0

(b) For health business on indicated lines report: Number of persons insured under PPO managed products....0 and number of persons insured under indemnity only products....0.

NATIONWIDE LIFE AND ANNUITY INSURANCE COMPANY



DIRECT BUSINESS IN THE STATE OF LOUISIANA DURING THE YEAR

NAIC Group Code....0140

NAIC Company Code....92657

LIFE INSURANCE

	1	2	3	4	5
	Ordinary	Credit Life (Group and Individual)	Group	Industrial	Total
DIRECT PREMIUMS AND ANNUITY CONSIDERATIONS					
1. Life insurance.....	7,940,539				7,940,539
2. Annuity considerations.....	25,052				25,052
3. Deposit-type contract funds.....		XXX		XXX	0
4. Other considerations.....	64,139,658		91,098		64,230,756
5. Totals (Sum of Lines 1 to 4).....	72,105,249	0	91,098	0	72,196,347
DIRECT DIVIDENDS TO POLICYHOLDERS					
Life insurance:					
6.1 Paid in cash or left on deposit.....	12				12
6.2 Applied to pay renewal premiums.....					0
6.3 Applied to provide paid-up additions or shorten the endowment or premium-paying period.....	5,126				5,126
6.4 Other.....					0
6.5 Totals (Sum of Lines 6.1 to 6.4).....	5,138	0	0	0	5,138
Annuities:					
7.1 Paid in cash or left on deposit.....					0
7.2 Applied to provide paid-up annuities.....					0
7.3 Other.....					0
7.4 Totals (Sum of Lines 7.1 to 7.3).....	0	0	0	0	0
8. Grand Totals (Lines 6.5 + 7.4).....	5,138	0	0	0	5,138
DIRECT CLAIMS AND BENEFITS PAID					
9. Death benefits.....	3,276,000				3,276,000
10. Matured endowments.....					0
11. Annuity benefits.....	2,331,591				2,331,591
12. Surrender values and withdrawals for life contracts.....	17,051,469		165,890		17,217,359
13. Aggregate write-ins for miscellaneous direct claims and benefits paid.....	0	0	0	0	0
14. All other benefits, except accident and health.....					0
15. Totals.....	22,659,060	0	165,890	0	22,824,950

DETAILS OF WRITE-INS					
1301.					0
1302.					0
1303.					0
1398. Summary of remaining write-ins for Line 13 from overflow page.....	0	0	0	0	0
1399. Total (Lines 1301 through 1303 plus 1398)(Line 13 above).....	0	0	0	0	0

	Ordinary		Credit Life (Group and Individual)		Group		Industrial		Total	
	1	2	3	4	5	6	7	8	9	10
	No.	Amount	No. of Ind. Pols. & Gr. Certifs.	Amount	No. of Certifs.	Amount	No.	Amount	No.	Amount
DIRECT DEATH BENEFITS AND MATURED ENDOWMENTS INCURRED										
16. Unpaid December 31, prior year.....									0	0
17. Incurred during current year.....	7	3,276,000							7	3,276,000
Settled during current year:										
18.1 By payment in full.....	6	3,151,237							6	3,151,237
18.2 By payment on compromised claims.....									0	0
18.3 Totals paid.....	6	3,151,237	0	0	0	0	0	0	6	3,151,237
18.4 Reduction by compromise.....									0	0
18.5 Amount rejected.....									0	0
18.6 Total settlements.....	6	3,151,237	0	0	0	0	0	0	6	3,151,237
19. Unpaid Dec. 31, current year (Lines 16 + 17 - 18.6).....	1	124,763	0	0	0	0	0	0	1	124,763
POLICY EXHIBIT					No. of Pol.					
20. In force December 31, prior year.....	1,327	665,788,624		(a).....					1,327	665,788,624
21. Issued during year.....	260	127,583,823							260	127,583,823
22. Other changes to in force (Net).....	(58)	(26,822,929)							(58)	(26,822,929)
23. In force December 31 of current year.....	1,529	766,549,518	0	(a).....0	0	0	0	0	1,529	766,549,518

(a) Includes Individual Credit Life Insurance, prior year \$.....0 current year \$.....0.
Includes Group Credit Life Insurance Loans less than or equal to 60 months at issue, prior year \$.....0 current year \$.....0.
Loans greater than 60 months at issue BUT NOT GREATER THAN 120 MONTHS, prior year \$.....0 current year \$.....0.

ACCIDENT AND HEALTH INSURANCE

	1	2	3	4	5
	Direct Premiums	Direct Premiums Earned	Dividends Paid Or Credited on Direct Business	Direct Losses Paid	Direct Losses Incurred
24. Group policies (b).....					
24.1 Federal Employee Health Benefits Plan premium (b).....					
24.2 Credit (group and individual).....					
24.3 Collectively renewable policies (b).....					
24.4 Medicare Title XVIII exempt from state taxes or fees.....					
Other Individual Policies:					
25.1 Non-cancelable (b).....					
25.2 Guaranteed renewable (b).....					
25.3 Non-renewable for stated reasons only (b).....					
25.4 Other accident only.....					
25.5 All other (b).....					
25.6 Totals (Sum of Lines 25.1 to 25.5).....	0	0	0	0	0
26. Totals (Lines 24 + 24.1 + 24.2 + 24.3 + 24.4 + 25.6).....	0	0	0	0	0

(b) For health business on indicated lines report: Number of persons insured under PPO managed products.....0 and number of persons insured under indemnity only products.....0.



DIRECT BUSINESS IN THE STATE OF MASSACHUSETTS DURING THE YEAR
NAIC Group Code.....0140 NAIC Company Code.....92657

LIFE INSURANCE

	1	2	3	4	5
	Ordinary	Credit Life (Group and Individual)	Group	Industrial	Total
DIRECT PREMIUMS AND ANNUITY CONSIDERATIONS					
1. Life insurance.....	25,937,682				25,937,682
2. Annuity considerations.....	23,927				23,927
3. Deposit-type contract funds.....		XXX		XXX	0
4. Other considerations.....	108,765,486		1,200		108,766,686
5. Totals (Sum of Lines 1 to 4).....	134,727,095	0	1,200	0	134,728,295
DIRECT DIVIDENDS TO POLICYHOLDERS					
Life insurance:					
6.1 Paid in cash or left on deposit.....					0
6.2 Applied to pay renewal premiums.....	590				590
6.3 Applied to provide paid-up additions or shorten the endowment or premium-paying period.....	32				32
6.4 Other.....					0
6.5 Totals (Sum of Lines 6.1 to 6.4).....	622	0	0	0	622
Annuities:					
7.1 Paid in cash or left on deposit.....					0
7.2 Applied to provide paid-up annuities.....					0
7.3 Other.....					0
7.4 Totals (Sum of Lines 7.1 to 7.3).....	0	0	0	0	0
8. Grand Totals (Lines 6.5 + 7.4).....	622	0	0	0	622
DIRECT CLAIMS AND BENEFITS PAID					
9. Death benefits.....	565,800				565,800
10. Matured endowments.....					0
11. Annuity benefits.....	2,402,905		7,111		2,410,016
12. Surrender values and withdrawals for life contracts.....	11,543,921		45,381		11,589,302
13. Aggregate write-ins for miscellaneous direct claims and benefits paid.....	0	0	0	0	0
14. All other benefits, except accident and health.....	1,469				1,469
15. Totals.....	14,514,095	0	52,492	0	14,566,587

DETAILS OF WRITE-INS					
1301.					0
1302.					0
1303.					0
1398. Summary of remaining write-ins for Line 13 from overflow page.....	0	0	0	0	0
1399. Total (Lines 1301 through 1303 plus 1398)(Line 13 above).....	0	0	0	0	0

	Ordinary		Credit Life (Group and Individual)		Group		Industrial		Total	
	1	2	3	4	5	6	7	8	9	10
	No.	Amount	No. of Ind. Pols. & Gr. Certifs.	Amount	No. of Certifs.	Amount	No.	Amount	No.	Amount
DIRECT DEATH BENEFITS AND MATURED ENDOWMENTS INCURRED										
16. Unpaid December 31, prior year.....	2	121,363							2	121,363
17. Incurred during current year.....	5	565,800							5	565,800
Settled during current year:										
18.1 By payment in full.....	6	562,243							6	562,243
18.2 By payment on compromised claims.....									0	0
18.3 Totals paid.....	6	562,243	0	0	0	0	0	0	6	562,243
18.4 Reduction by compromise.....									0	0
18.5 Amount rejected.....									0	0
18.6 Total settlements.....	6	562,243	0	0	0	0	0	0	6	562,243
19. Unpaid Dec. 31, current year (Lines 16 + 17 - 18.6).....	1	124,920	0	0	0	0	0	0	1	124,920
POLICY EXHIBIT					No. of Pol.					
20. In force December 31, prior year.....	2,422	1,636,960,532		(a).....					2,422	1,636,960,532
21. Issued during year.....	503	334,432,553							503	334,432,553
22. Other changes to in force (Net).....	(72)	(58,795,787)							(72)	(58,795,787)
23. In force December 31 of current year.....	2,853	1,912,597,298	0	(a).....0	0	0	0	0	2,853	1,912,597,298

(a) Includes Individual Credit Life Insurance, prior year \$.....0 current year \$.....0.
Includes Group Credit Life Insurance Loans less than or equal to 60 months at issue, prior year \$.....0 current year \$.....0.
Loans greater than 60 months at issue BUT NOT GREATER THAN 120 MONTHS, prior year \$.....0 current year \$.....0.

ACCIDENT AND HEALTH INSURANCE

	1	2	3	4	5
	Direct Premiums	Direct Premiums Earned	Dividends Paid Or Credited on Direct Business	Direct Losses Paid	Direct Losses Incurred
24. Group policies (b).....					
24.1 Federal Employee Health Benefits Plan premium (b).....					
24.2 Credit (group and individual).....					
24.3 Collectively renewable policies (b).....					
24.4 Medicare Title XVIII exempt from state taxes or fees.....					
Other Individual Policies:					
25.1 Non-cancelable (b).....					
25.2 Guaranteed renewable (b).....					
25.3 Non-renewable for stated reasons only (b).....					
25.4 Other accident only.....					
25.5 All other (b).....					
25.6 Totals (Sum of Lines 25.1 to 25.5).....	0	0	0	0	0
26. Totals (Lines 24 + 24.1 + 24.2 + 24.3 + 24.4 + 25.6).....	0	0	0	0	0

(b) For health business on indicated lines report: Number of persons insured under PPO managed products.....0 and number of persons insured under indemnity only products.....0.

NATIONWIDE LIFE AND ANNUITY INSURANCE COMPANY



DIRECT BUSINESS IN THE STATE OF MARYLAND DURING THE YEAR

NAIC Group Code....0140

NAIC Company Code....92657

LIFE INSURANCE

	1	2	3	4	5
	Ordinary	Credit Life (Group and Individual)	Group	Industrial	Total
DIRECT PREMIUMS AND ANNUITY CONSIDERATIONS					
1. Life insurance.....	35,932,498				35,932,498
2. Annuity considerations.....	174,437				174,437
3. Deposit-type contract funds.....		XXX		XXX	0
4. Other considerations.....	108,398,723				108,398,723
5. Totals (Sum of Lines 1 to 4).....	144,505,658	0	0	0	144,505,658
DIRECT DIVIDENDS TO POLICYHOLDERS					
Life insurance:					
6.1 Paid in cash or left on deposit.....	442				442
6.2 Applied to pay renewal premiums.....					0
6.3 Applied to provide paid-up additions or shorten the endowment or premium-paying period.....	59				59
6.4 Other.....					0
6.5 Totals (Sum of Lines 6.1 to 6.4).....	501	0	0	0	501
Annuities:					
7.1 Paid in cash or left on deposit.....					0
7.2 Applied to provide paid-up annuities.....					0
7.3 Other.....					0
7.4 Totals (Sum of Lines 7.1 to 7.3).....	0	0	0	0	0
8. Grand Totals (Lines 6.5 + 7.4).....	501	0	0	0	501
DIRECT CLAIMS AND BENEFITS PAID					
9. Death benefits.....	4,814,954				4,814,954
10. Matured endowments.....					0
11. Annuity benefits.....	4,592,832				4,592,832
12. Surrender values and withdrawals for life contracts.....	18,090,730		60		18,090,790
13. Aggregate write-ins for miscellaneous direct claims and benefits paid.....	0	0	0	0	0
14. All other benefits, except accident and health.....	3,433				3,433
15. Totals.....	27,501,949	0	60	0	27,502,009

DETAILS OF WRITE-INS					
1301.					0
1302.					0
1303.					0
1398. Summary of remaining write-ins for Line 13 from overflow page.....	0	0	0	0	0
1399. Total (Lines 1301 through 1303 plus 1398)(Line 13 above).....	0	0	0	0	0

	Ordinary		Credit Life (Group and Individual)		Group		Industrial		Total	
	1	2	3	4	5	6	7	8	9	10
	No.	Amount	No. of Ind. Pols. & Gr. Certifs.	Amount	No. of Certifs.	Amount	No.	Amount	No.	Amount
DIRECT DEATH BENEFITS AND MATURED ENDOWMENTS INCURRED										
16. Unpaid December 31, prior year.....	12	2,351,350							12	2,351,350
17. Incurred during current year.....	61	4,814,954							61	4,814,954
Settled during current year:										
18.1 By payment in full.....	60	6,378,553							60	6,378,553
18.2 By payment on compromised claims.....									0	0
18.3 Totals paid.....	60	6,378,553	0	0	0	0	0	0	60	6,378,553
18.4 Reduction by compromise.....									0	0
18.5 Amount rejected.....									0	0
18.6 Total settlements.....	60	6,378,553	0	0	0	0	0	0	60	6,378,553
19. Unpaid Dec. 31, current year (Lines 16 + 17 - 18.6).....	13	787,751	0	0	0	0	0	0	13	787,751
POLICY EXHIBIT					No. of Pol.					
20. In force December 31, prior year.....	19,542	4,794,351,200		(a).....					19,542	4,794,351,200
21. Issued during year.....	2,338	733,838,645							2,338	733,838,645
22. Other changes to in force (Net).....	(1,709)	(326,559,762)							(1,709)	(326,559,762)
23. In force December 31 of current year.....	20,171	5,201,630,083	0	(a).....0	0	0	0	0	20,171	5,201,630,083

(a) Includes Individual Credit Life Insurance, prior year \$.....0 current year \$.....0.
Includes Group Credit Life Insurance Loans less than or equal to 60 months at issue, prior year \$.....0 current year \$.....0.
Loans greater than 60 months at issue BUT NOT GREATER THAN 120 MONTHS, prior year \$.....0 current year \$.....0.

ACCIDENT AND HEALTH INSURANCE

	1	2	3	4	5
	Direct Premiums	Direct Premiums Earned	Dividends Paid Or Credited on Direct Business	Direct Losses Paid	Direct Losses Incurred
24. Group policies (b).....					
24.1 Federal Employee Health Benefits Plan premium (b).....					
24.2 Credit (group and individual).....					
24.3 Collectively renewable policies (b).....					
24.4 Medicare Title XVIII exempt from state taxes or fees.....					
Other Individual Policies:					
25.1 Non-cancelable (b).....					
25.2 Guaranteed renewable (b).....					
25.3 Non-renewable for stated reasons only (b).....					
25.4 Other accident only.....					
25.5 All other (b).....					
25.6 Totals (Sum of Lines 25.1 to 25.5).....	0	0	0	0	0
26. Totals (Lines 24 + 24.1 + 24.2 + 24.3 + 24.4 + 25.6).....	0	0	0	0	0

(b) For health business on indicated lines report: Number of persons insured under PPO managed products.....0 and number of persons insured under indemnity only products.....0.

NATIONWIDE LIFE AND ANNUITY INSURANCE COMPANY



DIRECT BUSINESS IN THE STATE OF MAINE DURING THE YEAR

NAIC Group Code....0140

NAIC Company Code....92657

LIFE INSURANCE

	1	2	3	4	5
	Ordinary	Credit Life (Group and Individual)	Group	Industrial	Total
DIRECT PREMIUMS AND ANNUITY CONSIDERATIONS					
1. Life insurance.....	1,823,447				1,823,447
2. Annuity considerations.....					0
3. Deposit-type contract funds.....		XXX		XXX	0
4. Other considerations.....	9,267,582				9,267,582
5. Totals (Sum of Lines 1 to 4).....	11,091,029	0	0	0	11,091,029
DIRECT DIVIDENDS TO POLICYHOLDERS					
Life insurance:					
6.1 Paid in cash or left on deposit.....					0
6.2 Applied to pay renewal premiums.....					0
6.3 Applied to provide paid-up additions or shorten the endowment or premium-paying period.....					0
6.4 Other.....					0
6.5 Totals (Sum of Lines 6.1 to 6.4).....	0	0	0	0	0
Annuities:					
7.1 Paid in cash or left on deposit.....					0
7.2 Applied to provide paid-up annuities.....					0
7.3 Other.....					0
7.4 Totals (Sum of Lines 7.1 to 7.3).....	0	0	0	0	0
8. Grand Totals (Lines 6.5 + 7.4).....	0	0	0	0	0
DIRECT CLAIMS AND BENEFITS PAID					
9. Death benefits.....	350,000				350,000
10. Matured endowments.....					0
11. Annuity benefits.....	76,234				76,234
12. Surrender values and withdrawals for life contracts.....	1,448,591				1,448,591
13. Aggregate write-ins for miscellaneous direct claims and benefits paid.....	0	0	0	0	0
14. All other benefits, except accident and health.....					0
15. Totals.....	1,874,825	0	0	0	1,874,825

DETAILS OF WRITE-INS					
1301.					0
1302.					0
1303.					0
1398. Summary of remaining write-ins for Line 13 from overflow page.....	0	0	0	0	0
1399. Total (Lines 1301 through 1303 plus 1398)(Line 13 above).....	0	0	0	0	0

	Ordinary		Credit Life (Group and Individual)		Group		Industrial		Total	
	1	2	3	4	5	6	7	8	9	10
	No.	Amount	No. of Ind. Pols. & Gr. Certifs.	Amount	No. of Certifs.	Amount	No.	Amount	No.	Amount
DIRECT DEATH BENEFITS AND MATURED ENDOWMENTS INCURRED										
16. Unpaid December 31, prior year.....									0	0
17. Incurred during current year.....	2	350,000							2	350,000
Settled during current year:										
18.1 By payment in full.....	2	350,000							2	350,000
18.2 By payment on compromised claims.....									0	0
18.3 Totals paid.....	2	350,000	0	0	0	0	0	0	2	350,000
18.4 Reduction by compromise.....									0	0
18.5 Amount rejected.....									0	0
18.6 Total settlements.....	2	350,000	0	0	0	0	0	0	2	350,000
19. Unpaid Dec. 31, current year (Lines 16 + 17 - 18.6).....	0	0	0	0	0	0	0	0	0	0
POLICY EXHIBIT					No. of Pol.					
20. In force December 31, prior year.....	545	228,981,719		(a).....					545	228,981,719
21. Issued during year.....	34	11,681,292							34	11,681,292
22. Other changes to in force (Net).....	(16)	(3,421,120)							(16)	(3,421,120)
23. In force December 31 of current year.....	563	237,241,891	0	(a).....0	0	0	0	0	563	237,241,891

(a) Includes Individual Credit Life Insurance, prior year \$.....0 current year \$.....0.
Includes Group Credit Life Insurance Loans less than or equal to 60 months at issue, prior year \$.....0 current year \$.....0.
Loans greater than 60 months at issue BUT NOT GREATER THAN 120 MONTHS, prior year \$.....0 current year \$.....0.

ACCIDENT AND HEALTH INSURANCE

	1	2	3	4	5
	Direct Premiums	Direct Premiums Earned	Dividends Paid Or Credited on Direct Business	Direct Losses Paid	Direct Losses Incurred
24. Group policies (b).....					
24.1 Federal Employee Health Benefits Plan premium (b).....					
24.2 Credit (group and individual).....					
24.3 Collectively renewable policies (b).....					
24.4 Medicare Title XVIII exempt from state taxes or fees.....					
Other Individual Policies:					
25.1 Non-cancelable (b).....					
25.2 Guaranteed renewable (b).....					
25.3 Non-renewable for stated reasons only (b).....					
25.4 Other accident only.....					
25.5 All other (b).....					
25.6 Totals (Sum of Lines 25.1 to 25.5).....	0	0	0	0	0
26. Totals (Lines 24 + 24.1 + 24.2 + 24.3 + 24.4 + 25.6).....	0	0	0	0	0

(b) For health business on indicated lines report: Number of persons insured under PPO managed products.....0 and number of persons insured under indemnity only products.....0.

NATIONWIDE LIFE AND ANNUITY INSURANCE COMPANY



DIRECT BUSINESS IN THE STATE OF MICHIGAN DURING THE YEAR

NAIC Group Code....0140

NAIC Company Code....92657

LIFE INSURANCE

	1	2	3	4	5
	Ordinary	Credit Life (Group and Individual)	Group	Industrial	Total
DIRECT PREMIUMS AND ANNUITY CONSIDERATIONS					
1. Life insurance.....	63,913,432				63,913,432
2. Annuity considerations.....	101,191				101,191
3. Deposit-type contract funds.....		XXX		XXX	0
4. Other considerations.....	286,565,330				286,565,330
5. Totals (Sum of Lines 1 to 4).....	350,579,953	0	0	0	350,579,953
DIRECT DIVIDENDS TO POLICYHOLDERS					
Life insurance:					
6.1 Paid in cash or left on deposit.....					0
6.2 Applied to pay renewal premiums.....					0
6.3 Applied to provide paid-up additions or shorten the endowment or premium-paying period.....	1,588				1,588
6.4 Other.....					0
6.5 Totals (Sum of Lines 6.1 to 6.4).....	1,588	0	0	0	1,588
Annuities:					
7.1 Paid in cash or left on deposit.....					0
7.2 Applied to provide paid-up annuities.....					0
7.3 Other.....					0
7.4 Totals (Sum of Lines 7.1 to 7.3).....	0	0	0	0	0
8. Grand Totals (Lines 6.5 + 7.4).....	1,588	0	0	0	1,588
DIRECT CLAIMS AND BENEFITS PAID					
9. Death benefits.....	10,394,110				10,394,110
10. Matured endowments.....					0
11. Annuity benefits.....	10,645,794				10,645,794
12. Surrender values and withdrawals for life contracts.....	44,526,272		184,131		44,710,403
13. Aggregate write-ins for miscellaneous direct claims and benefits paid.....	0	0	0	0	0
14. All other benefits, except accident and health.....					0
15. Totals.....	65,566,176	0	184,131	0	65,750,307

DETAILS OF WRITE-INS					
1301.					0
1302.					0
1303.					0
1398. Summary of remaining write-ins for Line 13 from overflow page.....	0	0	0	0	0
1399. Total (Lines 1301 through 1303 plus 1398)(Line 13 above).....	0	0	0	0	0

	Ordinary		Credit Life (Group and Individual)		Group		Industrial		Total	
	1	2	3	4	5	6	7	8	9	10
	No.	Amount	No. of Ind. Pols. & Gr. Certifs.	Amount	No. of Certifs.	Amount	No.	Amount	No.	Amount
DIRECT DEATH BENEFITS AND MATURED ENDOWMENTS INCURRED										
16. Unpaid December 31, prior year.....	2	1,029,385							2	1,029,385
17. Incurred during current year.....	17	10,394,110							17	10,394,110
Settled during current year:										
18.1 By payment in full.....	16	10,978,270							16	10,978,270
18.2 By payment on compromised claims.....									0	0
18.3 Totals paid.....	16	10,978,270	0	0	0	0	0	0	16	10,978,270
18.4 Reduction by compromise.....									0	0
18.5 Amount rejected.....									0	0
18.6 Total settlements.....	16	10,978,270	0	0	0	0	0	0	16	10,978,270
19. Unpaid Dec. 31, current year (Lines 16 + 17 - 18.6).....	3	445,225	0	0	0	0	0	0	3	445,225
POLICY EXHIBIT					No. of Pol.					
20. In force December 31, prior year.....	14,406	7,293,275,591		(a).....					14,406	7,293,275,591
21. Issued during year.....	1,672	982,004,712							1,672	982,004,712
22. Other changes to in force (Net).....	(667)	(341,552,969)							(667)	(341,552,969)
23. In force December 31 of current year.....	15,411	7,933,727,334	0	(a).....0	0	0	0	0	15,411	7,933,727,334

(a) Includes Individual Credit Life Insurance, prior year \$.....0 current year \$.....0.
Includes Group Credit Life Insurance Loans less than or equal to 60 months at issue, prior year \$.....0 current year \$.....0.
Loans greater than 60 months at issue BUT NOT GREATER THAN 120 MONTHS, prior year \$.....0 current year \$.....0.

ACCIDENT AND HEALTH INSURANCE

	1	2	3	4	5
	Direct Premiums	Direct Premiums Earned	Dividends Paid Or Credited on Direct Business	Direct Losses Paid	Direct Losses Incurred
24. Group policies (b).....					
24.1 Federal Employee Health Benefits Plan premium (b).....					
24.2 Credit (group and individual).....					
24.3 Collectively renewable policies (b).....					
24.4 Medicare Title XVIII exempt from state taxes or fees.....					
Other Individual Policies:					
25.1 Non-cancelable (b).....					
25.2 Guaranteed renewable (b).....					
25.3 Non-renewable for stated reasons only (b).....					
25.4 Other accident only.....					
25.5 All other (b).....					
25.6 Totals (Sum of Lines 25.1 to 25.5).....	0	0	0	0	0
26. Totals (Lines 24 + 24.1 + 24.2 + 24.3 + 24.4 + 25.6).....	0	0	0	0	0

(b) For health business on indicated lines report: Number of persons insured under PPO managed products.....0 and number of persons insured under indemnity only products.....0.

NATIONWIDE LIFE AND ANNUITY INSURANCE COMPANY



DIRECT BUSINESS IN THE STATE OF MINNESOTA DURING THE YEAR

NAIC Group Code....0140

NAIC Company Code....92657

LIFE INSURANCE

	1	2	3	4	5
	Ordinary	Credit Life (Group and Individual)	Group	Industrial	Total
DIRECT PREMIUMS AND ANNUITY CONSIDERATIONS					
1. Life insurance.....	21,423,788				21,423,788
2. Annuity considerations.....					0
3. Deposit-type contract funds.....		XXX		XXX	0
4. Other considerations.....	32,447,524		2,100		32,449,624
5. Totals (Sum of Lines 1 to 4).....	53,871,312	0	2,100	0	53,873,412
DIRECT DIVIDENDS TO POLICYHOLDERS					
Life insurance:					
6.1 Paid in cash or left on deposit.....	1,316				1,316
6.2 Applied to pay renewal premiums.....	4,533				4,533
6.3 Applied to provide paid-up additions or shorten the endowment or premium-paying period.....	11,692				11,692
6.4 Other.....					0
6.5 Totals (Sum of Lines 6.1 to 6.4).....	17,541	0	0	0	17,541
Annuities:					
7.1 Paid in cash or left on deposit.....					0
7.2 Applied to provide paid-up annuities.....					0
7.3 Other.....					0
7.4 Totals (Sum of Lines 7.1 to 7.3).....	0	0	0	0	0
8. Grand Totals (Lines 6.5 + 7.4).....	17,541	0	0	0	17,541
DIRECT CLAIMS AND BENEFITS PAID					
9. Death benefits.....	1,782,998				1,782,998
10. Matured endowments.....					0
11. Annuity benefits.....	1,332,205		(31,710)		1,300,495
12. Surrender values and withdrawals for life contracts.....	2,930,610		1,236,926		4,167,536
13. Aggregate write-ins for miscellaneous direct claims and benefits paid.....	0	0	0	0	0
14. All other benefits, except accident and health.....	1,200				1,200
15. Totals.....	6,047,013	0	1,205,216	0	7,252,229

DETAILS OF WRITE-INS					
1301.					0
1302.					0
1303.					0
1398. Summary of remaining write-ins for Line 13 from overflow page.....	0	0	0	0	0
1399. Total (Lines 1301 through 1303 plus 1398)(Line 13 above).....	0	0	0	0	0

	Ordinary		Credit Life (Group and Individual)		Group		Industrial		Total	
	1	2	3	4	5	6	7	8	9	10
	No.	Amount	No. of Ind. Pols. & Gr. Certifs.	Amount	No. of Certifs.	Amount	No.	Amount	No.	Amount
DIRECT DEATH BENEFITS AND MATURED ENDOWMENTS INCURRED										
16. Unpaid December 31, prior year.....	2	374,129							2	374,129
17. Incurred during current year.....	12	1,782,997							12	1,782,997
Settled during current year:										
18.1 By payment in full.....	12	1,989,352							12	1,989,352
18.2 By payment on compromised claims.....									0	0
18.3 Totals paid.....	12	1,989,352	0	0	0	0	0	0	12	1,989,352
18.4 Reduction by compromise.....									0	0
18.5 Amount rejected.....									0	0
18.6 Total settlements.....	12	1,989,352	0	0	0	0	0	0	12	1,989,352
19. Unpaid Dec. 31, current year (Lines 16 + 17 - 18.6).....	2	167,774	0	0	0	0	0	0	2	167,774
POLICY EXHIBIT					No. of Pol.					
20. In force December 31, prior year.....	3,127	1,691,814,948		(a).....					3,127	1,691,814,948
21. Issued during year.....	359	272,390,320							359	272,390,320
22. Other changes to in force (Net).....	(174)	(91,403,189)							(174)	(91,403,189)
23. In force December 31 of current year.....	3,312	1,872,802,079	0	(a).....0	0	0	0	0	3,312	1,872,802,079

(a) Includes Individual Credit Life Insurance, prior year \$.....0 current year \$.....0.
Includes Group Credit Life Insurance Loans less than or equal to 60 months at issue, prior year \$.....0 current year \$.....0.
Loans greater than 60 months at issue BUT NOT GREATER THAN 120 MONTHS, prior year \$.....0 current year \$.....0.

ACCIDENT AND HEALTH INSURANCE

	1	2	3	4	5
	Direct Premiums	Direct Premiums Earned	Dividends Paid Or Credited on Direct Business	Direct Losses Paid	Direct Losses Incurred
24. Group policies (b).....					
24.1 Federal Employee Health Benefits Plan premium (b).....					
24.2 Credit (group and individual).....					
24.3 Collectively renewable policies (b).....					
24.4 Medicare Title XVIII exempt from state taxes or fees.....					
Other Individual Policies:					
25.1 Non-cancelable (b).....					
25.2 Guaranteed renewable (b).....					
25.3 Non-renewable for stated reasons only (b).....					
25.4 Other accident only.....					
25.5 All other (b).....					
25.6 Totals (Sum of Lines 25.1 to 25.5).....	0	0	0	0	0
26. Totals (Lines 24 + 24.1 + 24.2 + 24.3 + 24.4 + 25.6).....	0	0	0	0	0

(b) For health business on indicated lines report: Number of persons insured under PPO managed products.....0 and number of persons insured under indemnity only products.....0.

NATIONWIDE LIFE AND ANNUITY INSURANCE COMPANY



DIRECT BUSINESS IN THE STATE OF MISSOURI DURING THE YEAR

NAIC Group Code....0140

NAIC Company Code....92657

LIFE INSURANCE

	1	2	3	4	5
	Ordinary	Credit Life (Group and Individual)	Group	Industrial	Total
DIRECT PREMIUMS AND ANNUITY CONSIDERATIONS					
1. Life insurance.....	17,100,906				17,100,906
2. Annuity considerations.....	108,753				108,753
3. Deposit-type contract funds.....		XXX		XXX	0
4. Other considerations.....	64,478,697				64,478,697
5. Totals (Sum of Lines 1 to 4).....	81,688,356	0	0	0	81,688,356
DIRECT DIVIDENDS TO POLICYHOLDERS					
Life insurance:					
6.1 Paid in cash or left on deposit.....	479				479
6.2 Applied to pay renewal premiums.....					0
6.3 Applied to provide paid-up additions or shorten the endowment or premium-paying period.....	1,250				1,250
6.4 Other.....					0
6.5 Totals (Sum of Lines 6.1 to 6.4).....	1,729	0	0	0	1,729
Annuities:					
7.1 Paid in cash or left on deposit.....					0
7.2 Applied to provide paid-up annuities.....					0
7.3 Other.....					0
7.4 Totals (Sum of Lines 7.1 to 7.3).....	0	0	0	0	0
8. Grand Totals (Lines 6.5 + 7.4).....	1,729	0	0	0	1,729
DIRECT CLAIMS AND BENEFITS PAID					
9. Death benefits.....	1,714,025				1,714,025
10. Matured endowments.....					0
11. Annuity benefits.....	1,519,085		91,611		1,610,696
12. Surrender values and withdrawals for life contracts.....	8,987,411		661,403		9,648,814
13. Aggregate write-ins for miscellaneous direct claims and benefits paid.....	0	0	0	0	0
14. All other benefits, except accident and health.....					0
15. Totals.....	12,220,521	0	753,014	0	12,973,535

DETAILS OF WRITE-INS					
1301.					0
1302.					0
1303.					0
1398. Summary of remaining write-ins for Line 13 from overflow page.....	0	0	0	0	0
1399. Total (Lines 1301 through 1303 plus 1398)(Line 13 above).....	0	0	0	0	0

	Ordinary		Credit Life (Group and Individual)		Group		Industrial		Total	
	1	2	3	4	5	6	7	8	9	10
	No.	Amount	No. of Ind. Pols. & Gr. Certifs.	Amount	No. of Certifs.	Amount	No.	Amount	No.	Amount
DIRECT DEATH BENEFITS AND MATURED ENDOWMENTS INCURRED										
16. Unpaid December 31, prior year.....	2	110,932							2	110,932
17. Incurred during current year.....	11	1,714,025							11	1,714,025
Settled during current year:										
18.1 By payment in full.....	13	1,631,920							13	1,631,920
18.2 By payment on compromised claims.....									0	0
18.3 Totals paid.....	13	1,631,920	0	0	0	0	0	0	13	1,631,920
18.4 Reduction by compromise.....									0	0
18.5 Amount rejected.....									0	0
18.6 Total settlements.....	13	1,631,920	0	0	0	0	0	0	13	1,631,920
19. Unpaid Dec. 31, current year (Lines 16 + 17 - 18.6).....	0	193,037	0	0	0	0	0	0	0	193,037
POLICY EXHIBIT					No. of Pol.					
20. In force December 31, prior year.....	4,115	2,283,901,020		(a).....					4,115	2,283,901,020
21. Issued during year.....	463	277,585,585							463	277,585,585
22. Other changes to in force (Net).....	(284)	(130,015,021)							(284)	(130,015,021)
23. In force December 31 of current year.....	4,294	2,431,471,584	0	(a).....0	0	0	0	0	4,294	2,431,471,584

(a) Includes Individual Credit Life Insurance, prior year \$.....0 current year \$.....0.
Includes Group Credit Life Insurance Loans less than or equal to 60 months at issue, prior year \$.....0 current year \$.....0.
Loans greater than 60 months at issue BUT NOT GREATER THAN 120 MONTHS, prior year \$.....0 current year \$.....0.

ACCIDENT AND HEALTH INSURANCE

	1	2	3	4	5
	Direct Premiums	Direct Premiums Earned	Dividends Paid Or Credited on Direct Business	Direct Losses Paid	Direct Losses Incurred
24. Group policies (b).....					
24.1 Federal Employee Health Benefits Plan premium (b).....					
24.2 Credit (group and individual).....					
24.3 Collectively renewable policies (b).....					
24.4 Medicare Title XVIII exempt from state taxes or fees.....					
Other Individual Policies:					
25.1 Non-cancelable (b).....					
25.2 Guaranteed renewable (b).....					
25.3 Non-renewable for stated reasons only (b).....					
25.4 Other accident only.....					
25.5 All other (b).....					
25.6 Totals (Sum of Lines 25.1 to 25.5).....	0	0	0	0	0
26. Totals (Lines 24 + 24.1 + 24.2 + 24.3 + 24.4 + 25.6).....	0	0	0	0	0

(b) For health business on indicated lines report: Number of persons insured under PPO managed products.....0 and number of persons insured under indemnity only products.....0.



* 9 2 6 5 7 2 0 1 7 4 3 0 5 6 1 0 0 *

DIRECT BUSINESS IN THE STATE OF NORTHERN MARIANA ISLANDS DURING THE YEAR
NAIC Group Code....0140 NAIC Company Code....92657

LIFE INSURANCE

	1	2	3	4	5
	Ordinary	Credit Life (Group and Individual)	Group	Industrial	Total
DIRECT PREMIUMS AND ANNUITY CONSIDERATIONS					
1. Life insurance.....					0
2. Annuity considerations.....					0
3. Deposit-type contract funds.....		XXX		XXX	0
4. Other considerations.....					0
5. Totals (Sum of Lines 1 to 4).....	0	0	0	0	0
DIRECT DIVIDENDS TO POLICYHOLDERS					
Life insurance:					
6.1 Paid in cash or left on deposit.....					0
6.2 Applied to pay renewal premiums.....					0
6.3 Applied to provide paid-up additions or shorten the endowment or premium-paying period.....					0
6.4 Other.....					0
6.5 Totals (Sum of Lines 6.1 to 6.4).....	0	0	0	0	0
Annuities:					
7.1 Paid in cash or left on deposit.....					0
7.2 Applied to provide paid-up annuities.....					0
7.3 Other.....					0
7.4 Totals (Sum of Lines 7.1 to 7.3).....	0	0	0	0	0
8. Grand Totals (Lines 6.5 + 7.4).....	0	0	0	0	0
DIRECT CLAIMS AND BENEFITS PAID					
9. Death benefits.....					0
10. Matured endowments.....					0
11. Annuity benefits.....					0
12. Surrender values and withdrawals for life contracts.....					0
13. Aggregate write-ins for miscellaneous direct claims and benefits paid.....	0	0	0	0	0
14. All other benefits, except accident and health.....					0
15. Totals.....	0	0	0	0	0

NONE

DETAILS OF WRITE-INS					
1301.					0
1302.					0
1303.					0
1398. Summary of remaining write-ins for Line 13 from overflow page.....	0	0	0	0	0
1399. Total (Lines 1301 through 1303 plus 1398)(Line 13 above).....	0	0	0	0	0

	Ordinary		Credit Life (Group and Individual)		Group		Industrial		Total	
	1	2	3	4	5	6	7	8	9	10
	No.	Amount	No. of Ind. Pols. & Gr. Certifs.	Amount	No. of Certifs.	Amount	No.	Amount	No.	Amount
DIRECT DEATH BENEFITS AND MATURED ENDOWMENTS INCURRED										
16. Unpaid December 31, prior year.....									0	0
17. Incurred during current year.....									0	0
Settled during current year:										
18.1 By payment in full.....									0	0
18.2 By payment on compromised claims.....									0	0
18.3 Totals paid.....	0	0		0	0	0	0	0	0	0
18.4 Reduction by compromise.....									0	0
18.5 Amount rejected.....									0	0
18.6 Total settlements.....	0	0	0	0	0	0	0	0	0	0
19. Unpaid Dec. 31, current year (Lines 16 + 17 - 18.6).....	0	0	0	0	0	0	0	0	0	0
POLICY EXHIBIT					No. of Pol.					
20. In force December 31, prior year.....				(a).....					0	0
21. Issued during year.....									0	0
22. Other changes to in force (Net).....									0	0
23. In force December 31 of current year.....	0	0	0	(a).....0	0	0	0	0	0	0

NONE

(a) Includes Individual Credit Life Insurance, prior year \$.....0 current year \$.....0.
Includes Group Credit Life Insurance Loans less than or equal to 60 months at issue, prior year \$.....0 current year \$.....0.
Loans greater than 60 months at issue BUT NOT GREATER THAN 120 MONTHS, prior year \$.....0 current year \$.....0.

ACCIDENT AND HEALTH INSURANCE

	1	2	3	4	5
	Direct Premiums	Direct Premiums Earned	Dividends Paid Or Credited on Direct Business	Direct Losses Paid	Direct Losses Incurred
24. Group policies (b).....					
24.1 Federal Employee Health Benefits Plan premium (b).....					
24.2 Credit (group and individual).....					
24.3 Collectively renewable policies (b).....					
24.4 Medicare Title XVIII exempt from state taxes or fees.....					
Other Individual Policies:					
25.1 Non-cancelable (b).....					
25.2 Guaranteed renewable (b).....					
25.3 Non-renewable for stated reasons only (b).....					
25.4 Other accident only.....					
25.5 All other (b).....					
25.6 Totals (Sum of Lines 25.1 to 25.5).....	0	0	0	0	0
26. Totals (Lines 24 + 24.1 + 24.2 + 24.3 + 24.4 + 25.6).....	0	0	0	0	0

NONE

(b) For health business on indicated lines report: Number of persons insured under PPO managed products.....0 and number of persons insured under indemnity only products.....0.

NATIONWIDE LIFE AND ANNUITY INSURANCE COMPANY



DIRECT BUSINESS IN THE STATE OF MISSISSIPPI DURING THE YEAR

NAIC Group Code....0140

NAIC Company Code....92657

LIFE INSURANCE

	1	2	3	4	5
	Ordinary	Credit Life (Group and Individual)	Group	Industrial	Total
DIRECT PREMIUMS AND ANNUITY CONSIDERATIONS					
1. Life insurance.....	5,379,977				5,379,977
2. Annuity considerations.....					0
3. Deposit-type contract funds.....		XXX		XXX	0
4. Other considerations.....	15,353,582				15,353,582
5. Totals (Sum of Lines 1 to 4).....	20,733,559	0	0	0	20,733,559
DIRECT DIVIDENDS TO POLICYHOLDERS					
Life insurance:					
6.1 Paid in cash or left on deposit.....	15,811				15,811
6.2 Applied to pay renewal premiums.....					0
6.3 Applied to provide paid-up additions or shorten the endowment or premium-paying period.....	32,736				32,736
6.4 Other.....					0
6.5 Totals (Sum of Lines 6.1 to 6.4).....	48,547	0	0	0	48,547
Annuities:					
7.1 Paid in cash or left on deposit.....					0
7.2 Applied to provide paid-up annuities.....					0
7.3 Other.....					0
7.4 Totals (Sum of Lines 7.1 to 7.3).....	0	0	0	0	0
8. Grand Totals (Lines 6.5 + 7.4).....	48,547	0	0	0	48,547
DIRECT CLAIMS AND BENEFITS PAID					
9. Death benefits.....	2,076,669				2,076,669
10. Matured endowments.....					0
11. Annuity benefits.....	1,999,147		911		2,000,058
12. Surrender values and withdrawals for life contracts.....	7,410,272		6,751		7,417,023
13. Aggregate write-ins for miscellaneous direct claims and benefits paid.....	0	0	0	0	0
14. All other benefits, except accident and health.....					0
15. Totals.....	11,486,088	0	7,662	0	11,493,750

DETAILS OF WRITE-INS					
1301.					0
1302.					0
1303.					0
1398. Summary of remaining write-ins for Line 13 from overflow page.....	0	0	0	0	0
1399. Total (Lines 1301 through 1303 plus 1398)(Line 13 above).....	0	0	0	0	0

	Ordinary		Credit Life (Group and Individual)		Group		Industrial		Total	
	1	2	3	4	5	6	7	8	9	10
	No.	Amount	No. of Ind. Pols. & Gr. Certifs.	Amount	No. of Certifs.	Amount	No.	Amount	No.	Amount
DIRECT DEATH BENEFITS AND MATURED ENDOWMENTS INCURRED										
16. Unpaid December 31, prior year.....	3	245,000							3	245,000
17. Incurred during current year.....	24	2,076,669							24	2,076,669
Settled during current year:										
18.1 By payment in full.....	24	2,266,669							24	2,266,669
18.2 By payment on compromised claims.....									0	0
18.3 Totals paid.....	24	2,266,669	0	0	0	0	0	0	24	2,266,669
18.4 Reduction by compromise.....									0	0
18.5 Amount rejected.....									0	0
18.6 Total settlements.....	24	2,266,669	0	0	0	0	0	0	24	2,266,669
19. Unpaid Dec. 31, current year (Lines 16 + 17 - 18.6).....	3	55,000	0	0	0	0	0	0	3	55,000
POLICY EXHIBIT					No. of Pol.					
20. In force December 31, prior year.....	5,908	1,114,168,651	(a)						5,908	1,114,168,651
21. Issued during year.....	453	121,476,494							453	121,476,494
22. Other changes to in force (Net).....	(536)	(67,342,622)							(536)	(67,342,622)
23. In force December 31 of current year.....	5,825	1,168,302,523	0	(a)	0	0	0	0	5,825	1,168,302,523

(a) Includes Individual Credit Life Insurance, prior year \$.....0 current year \$.....0.
Includes Group Credit Life Insurance Loans less than or equal to 60 months at issue, prior year \$.....0 current year \$.....0.
Loans greater than 60 months at issue BUT NOT GREATER THAN 120 MONTHS, prior year \$.....0 current year \$.....0.

ACCIDENT AND HEALTH INSURANCE

	1	2	3	4	5
	Direct Premiums	Direct Premiums Earned	Dividends Paid Or Credited on Direct Business	Direct Losses Paid	Direct Losses Incurred
24. Group policies (b).....					
24.1 Federal Employee Health Benefits Plan premium (b).....					
24.2 Credit (group and individual).....					
24.3 Collectively renewable policies (b).....					
24.4 Medicare Title XVIII exempt from state taxes or fees.....					
Other Individual Policies:					
25.1 Non-cancelable (b).....					
25.2 Guaranteed renewable (b).....					
25.3 Non-renewable for stated reasons only (b).....					
25.4 Other accident only.....					
25.5 All other (b).....					
25.6 Totals (Sum of Lines 25.1 to 25.5).....	0	0	0	0	0
26. Totals (Lines 24 + 24.1 + 24.2 + 24.3 + 24.4 + 25.6).....	0	0	0	0	0

(b) For health business on indicated lines report: Number of persons insured under PPO managed products.....0 and number of persons insured under indemnity only products.....0.

NATIONWIDE LIFE AND ANNUITY INSURANCE COMPANY



DIRECT BUSINESS IN THE STATE OF MONTANA DURING THE YEAR

NAIC Group Code....0140

NAIC Company Code....92657

LIFE INSURANCE

	1	2	3	4	5
	Ordinary	Credit Life (Group and Individual)	Group	Industrial	Total
DIRECT PREMIUMS AND ANNUITY CONSIDERATIONS					
1. Life insurance.....	661,498				661,498
2. Annuity considerations.....					0
3. Deposit-type contract funds.....		XXX		XXX	0
4. Other considerations.....	7,746,171		54,000		7,800,171
5. Totals (Sum of Lines 1 to 4).....	8,407,669	0	54,000	0	8,461,669
DIRECT DIVIDENDS TO POLICYHOLDERS					
Life insurance:					
6.1 Paid in cash or left on deposit.....	792				792
6.2 Applied to pay renewal premiums.....					0
6.3 Applied to provide paid-up additions or shorten the endowment or premium-paying period.....	3,073				3,073
6.4 Other.....					0
6.5 Totals (Sum of Lines 6.1 to 6.4).....	3,865	0	0	0	3,865
Annuities:					
7.1 Paid in cash or left on deposit.....					0
7.2 Applied to provide paid-up annuities.....					0
7.3 Other.....					0
7.4 Totals (Sum of Lines 7.1 to 7.3).....	0	0	0	0	0
8. Grand Totals (Lines 6.5 + 7.4).....	3,865	0	0	0	3,865
DIRECT CLAIMS AND BENEFITS PAID					
9. Death benefits.....	252,000				252,000
10. Matured endowments.....					0
11. Annuity benefits.....	19,964				19,964
12. Surrender values and withdrawals for life contracts.....	314,717		24,320		339,037
13. Aggregate write-ins for miscellaneous direct claims and benefits paid.....	0	0	0	0	0
14. All other benefits, except accident and health.....	1,197				1,197
15. Totals.....	587,878	0	24,320	0	612,198

DETAILS OF WRITE-INS					
1301.					0
1302.					0
1303.					0
1398. Summary of remaining write-ins for Line 13 from overflow page.....	0	0	0	0	0
1399. Total (Lines 1301 through 1303 plus 1398)(Line 13 above).....	0	0	0	0	0

	Ordinary		Credit Life (Group and Individual)		Group		Industrial		Total	
	1	2	3	4	5	6	7	8	9	10
	No.	Amount	No. of Ind. Pols. & Gr. Certifs.	Amount	No. of Certifs.	Amount	No.	Amount	No.	Amount
DIRECT DEATH BENEFITS AND MATURED ENDOWMENTS INCURRED										
16. Unpaid December 31, prior year.....									0	0
17. Incurred during current year.....	1	252,000							1	252,000
Settled during current year:										
18.1 By payment in full.....	1	252,000							1	252,000
18.2 By payment on compromised claims.....									0	0
18.3 Totals paid.....	1	252,000	0	0	0	0	0	0	1	252,000
18.4 Reduction by compromise.....									0	0
18.5 Amount rejected.....									0	0
18.6 Total settlements.....	1	252,000	0	0	0	0	0	0	1	252,000
19. Unpaid Dec. 31, current year (Lines 16 + 17 - 18.6).....	0	0	0	0	0	0	0	0	0	0
POLICY EXHIBIT					No. of Pol.					
20. In force December 31, prior year.....	364	121,707,590		(a).....					364	121,707,590
21. Issued during year.....	38	29,739,000							38	29,739,000
22. Other changes to in force (Net).....	(19)	(1,196,603)							(19)	(1,196,603)
23. In force December 31 of current year.....	383	150,249,987	0	(a).....0	0	0	0	0	383	150,249,987

(a) Includes Individual Credit Life Insurance, prior year \$.....0 current year \$.....0.
Includes Group Credit Life Insurance Loans less than or equal to 60 months at issue, prior year \$.....0 current year \$.....0.
Loans greater than 60 months at issue BUT NOT GREATER THAN 120 MONTHS, prior year \$.....0 current year \$.....0.

ACCIDENT AND HEALTH INSURANCE

	1	2	3	4	5
	Direct Premiums	Direct Premiums Earned	Dividends Paid Or Credited on Direct Business	Direct Losses Paid	Direct Losses Incurred
24. Group policies (b).....					
24.1 Federal Employee Health Benefits Plan premium (b).....					
24.2 Credit (group and individual).....					
24.3 Collectively renewable policies (b).....					
24.4 Medicare Title XVIII exempt from state taxes or fees.....					
Other Individual Policies:					
25.1 Non-cancelable (b).....					
25.2 Guaranteed renewable (b).....					
25.3 Non-renewable for stated reasons only (b).....					
25.4 Other accident only.....					
25.5 All other (b).....					
25.6 Totals (Sum of Lines 25.1 to 25.5).....	0	0	0	0	0
26. Totals (Lines 24 + 24.1 + 24.2 + 24.3 + 24.4 + 25.6).....	0	0	0	0	0

(b) For health business on indicated lines report: Number of persons insured under PPO managed products....0 and number of persons insured under indemnity only products....0.



DIRECT BUSINESS IN THE STATE OF NORTH CAROLINA DURING THE YEAR

NAIC Group Code.....0140

NAIC Company Code.....92657

LIFE INSURANCE

	1	2	3	4	5
	Ordinary	Credit Life (Group and Individual)	Group	Industrial	Total
DIRECT PREMIUMS AND ANNUITY CONSIDERATIONS					
1. Life insurance.....	58,089,559				58,089,559
2. Annuity considerations.....	13,858				13,858
3. Deposit-type contract funds.....		XXX		XXX	0
4. Other considerations.....	232,683,293				232,683,293
5. Totals (Sum of Lines 1 to 4).....	290,786,710	0	0	0	290,786,710
DIRECT DIVIDENDS TO POLICYHOLDERS					
Life insurance:					
6.1 Paid in cash or left on deposit.....	34				34
6.2 Applied to pay renewal premiums.....					0
6.3 Applied to provide paid-up additions or shorten the endowment or premium-paying period.....	981				981
6.4 Other.....					0
6.5 Totals (Sum of Lines 6.1 to 6.4).....	1,015	0	0	0	1,015
Annuities:					
7.1 Paid in cash or left on deposit.....					0
7.2 Applied to provide paid-up annuities.....					0
7.3 Other.....					0
7.4 Totals (Sum of Lines 7.1 to 7.3).....	0	0	0	0	0
8. Grand Totals (Lines 6.5 + 7.4).....	1,015	0	0	0	1,015
DIRECT CLAIMS AND BENEFITS PAID					
9. Death benefits.....	11,489,893				11,489,893
10. Matured endowments.....					0
11. Annuity benefits.....	3,975,677				3,975,677
12. Surrender values and withdrawals for life contracts.....	31,566,818		33,140		31,599,958
13. Aggregate write-ins for miscellaneous direct claims and benefits paid.....	0	0	0	0	0
14. All other benefits, except accident and health.....	7,182				7,182
15. Totals.....	47,039,570	0	33,140	0	47,072,710

DETAILS OF WRITE-INS					
1301.					0
1302.					0
1303.					0
1398. Summary of remaining write-ins for Line 13 from overflow page.....	0	0	0	0	0
1399. Total (Lines 1301 through 1303 plus 1398)(Line 13 above).....	0	0	0	0	0

	Ordinary		Credit Life (Group and Individual)		Group		Industrial		Total	
	1	2	3	4	5	6	7	8	9	10
	No.	Amount	No. of Ind. Pol. & Gr. Certifs.	Amount	No. of Certifs.	Amount	No.	Amount	No.	Amount
DIRECT DEATH BENEFITS AND MATURED ENDOWMENTS INCURRED										
16. Unpaid December 31, prior year.....	24	1,193,401							24	1,193,401
17. Incurred during current year.....	153	11,544,453							153	11,544,453
Settled during current year:										
18.1 By payment in full.....	156	11,414,718							156	11,414,718
18.2 By payment on compromised claims.....									0	0
18.3 Totals paid.....	156	11,414,718	0	0	0	0	0	0	156	11,414,718
18.4 Reduction by compromise.....									0	0
18.5 Amount rejected.....									0	0
18.6 Total settlements.....	156	11,414,718	0	0	0	0	0	0	156	11,414,718
19. Unpaid Dec. 31, current year (Lines 16 + 17 - 18.6).....	21	1,323,136	0	0	0	0	0	0	21	1,323,136
POLICY EXHIBIT					No. of Pol.					
20. In force December 31, prior year.....	40,939	9,565,379,394		(a).....					40,939	9,565,379,394
21. Issued during year.....	3,636	933,086,662							3,636	933,086,662
22. Other changes to in force (Net).....	(2,975)	(478,229,303)							(2,975)	(478,229,303)
23. In force December 31 of current year.....	41,600	10,020,236,753	0	(a).....0	0	0	0	0	41,600	10,020,236,753

(a) Includes Individual Credit Life Insurance, prior year \$.....0 current year \$.....0.
Includes Group Credit Life Insurance Loans less than or equal to 60 months at issue, prior year \$.....0 current year \$.....0.
Loans greater than 60 months at issue BUT NOT GREATER THAN 120 MONTHS, prior year \$.....0 current year \$.....0.

ACCIDENT AND HEALTH INSURANCE

	1	2	3	4	5
	Direct Premiums	Direct Premiums Earned	Dividends Paid Or Credited on Direct Business	Direct Losses Paid	Direct Losses Incurred
24. Group policies (b).....					
24.1 Federal Employee Health Benefits Plan premium (b).....					
24.2 Credit (group and individual).....					
24.3 Collectively renewable policies (b).....					
24.4 Medicare Title XVIII exempt from state taxes or fees.....					
Other Individual Policies:					
25.1 Non-cancelable (b).....					
25.2 Guaranteed renewable (b).....					
25.3 Non-renewable for stated reasons only (b).....					
25.4 Other accident only.....					
25.5 All other (b).....					
25.6 Totals (Sum of Lines 25.1 to 25.5).....	0	0	0	0	0
26. Totals (Lines 24 + 24.1 + 24.2 + 24.3 + 24.4 + 25.6).....	0	0	0	0	0

(b) For health business on indicated lines report: Number of persons insured under PPO managed products.....0 and number of persons insured under indemnity only products.....0.



DIRECT BUSINESS IN THE STATE OF NORTH DAKOTA DURING THE YEAR

NAIC Group Code....0140

NAIC Company Code....92657

LIFE INSURANCE

	1	2	3	4	5
	Ordinary	Credit Life (Group and Individual)	Group	Industrial	Total
DIRECT PREMIUMS AND ANNUITY CONSIDERATIONS					
1. Life insurance.....	1,892,562				1,892,562
2. Annuity considerations.....					0
3. Deposit-type contract funds.....		XXX		XXX	0
4. Other considerations.....	14,425,030				14,425,030
5. Totals (Sum of Lines 1 to 4).....	16,317,592	0	0	0	16,317,592
DIRECT DIVIDENDS TO POLICYHOLDERS					
Life insurance:					
6.1 Paid in cash or left on deposit.....	271				271
6.2 Applied to pay renewal premiums.....	10,710				10,710
6.3 Applied to provide paid-up additions or shorten the endowment or premium-paying period.....	14,383				14,383
6.4 Other.....					0
6.5 Totals (Sum of Lines 6.1 to 6.4).....	25,364	0	0	0	25,364
Annuities:					
7.1 Paid in cash or left on deposit.....					0
7.2 Applied to provide paid-up annuities.....					0
7.3 Other.....					0
7.4 Totals (Sum of Lines 7.1 to 7.3).....	0	0	0	0	0
8. Grand Totals (Lines 6.5 + 7.4).....	25,364	0	0	0	25,364
DIRECT CLAIMS AND BENEFITS PAID					
9. Death benefits.....	454,001				454,001
10. Matured endowments.....					0
11. Annuity benefits.....	33,455				33,455
12. Surrender values and withdrawals for life contracts.....	503,499		11,062		514,561
13. Aggregate write-ins for miscellaneous direct claims and benefits paid.....	0	0	0	0	0
14. All other benefits, except accident and health.....					0
15. Totals.....	990,955	0	11,062	0	1,002,017

DETAILS OF WRITE-INS					
1301.					0
1302.					0
1303.					0
1398. Summary of remaining write-ins for Line 13 from overflow page.....	0	0	0	0	0
1399. Total (Lines 1301 through 1303 plus 1398)(Line 13 above).....	0	0	0	0	0

	Ordinary		Credit Life (Group and Individual)		Group		Industrial		Total	
	1	2	3	4	5	6	7	8	9	10
	No.	Amount	No. of Ind. Pols. & Gr. Certifs.	Amount	No. of Certifs.	Amount	No.	Amount	No.	Amount
DIRECT DEATH BENEFITS AND MATURED ENDOWMENTS INCURRED										
16. Unpaid December 31, prior year.....									0	0
17. Incurred during current year.....	4	454,001							4	454,001
Settled during current year:										
18.1 By payment in full.....	4	454,001							4	454,001
18.2 By payment on compromised claims.....									0	0
18.3 Totals paid.....	4	454,001	0	0	0	0	0	0	4	454,001
18.4 Reduction by compromise.....									0	0
18.5 Amount rejected.....									0	0
18.6 Total settlements.....	4	454,001	0	0	0	0	0	0	4	454,001
19. Unpaid Dec. 31, current year (Lines 16 + 17 - 18.6).....	0	0	0	0	0	0	0	0	0	0
POLICY EXHIBIT					No. of Pol.					
20. In force December 31, prior year.....	319	158,439,986		(a).....					319	158,439,986
21. Issued during year.....	32	44,986,842							32	44,986,842
22. Other changes to in force (Net).....	(7)	(7,406,318)							(7)	(7,406,318)
23. In force December 31 of current year.....	344	196,020,510	0	(a).....0	0	0	0	0	344	196,020,510

(a) Includes Individual Credit Life Insurance, prior year \$.....0 current year \$.....0.
Includes Group Credit Life Insurance Loans less than or equal to 60 months at issue, prior year \$.....0 current year \$.....0.
Loans greater than 60 months at issue BUT NOT GREATER THAN 120 MONTHS, prior year \$.....0 current year \$.....0.

ACCIDENT AND HEALTH INSURANCE

	1	2	3	4	5
	Direct Premiums	Direct Premiums Earned	Dividends Paid Or Credited on Direct Business	Direct Losses Paid	Direct Losses Incurred
24. Group policies (b).....					
24.1 Federal Employee Health Benefits Plan premium (b).....					
24.2 Credit (group and individual).....					
24.3 Collectively renewable policies (b).....					
24.4 Medicare Title XVIII exempt from state taxes or fees.....					
Other Individual Policies:					
25.1 Non-cancelable (b).....					
25.2 Guaranteed renewable (b).....					
25.3 Non-renewable for stated reasons only (b).....					
25.4 Other accident only.....					
25.5 All other (b).....					
25.6 Totals (Sum of Lines 25.1 to 25.5).....	0	0	0	0	0
26. Totals (Lines 24 + 24.1 + 24.2 + 24.3 + 24.4 + 25.6).....	0	0	0	0	0

(b) For health business on indicated lines report: Number of persons insured under PPO managed products.....0 and number of persons insured under indemnity only products.....0.

NATIONWIDE LIFE AND ANNUITY INSURANCE COMPANY



DIRECT BUSINESS IN THE STATE OF NEBRASKA DURING THE YEAR

NAIC Group Code....0140

NAIC Company Code....92657

LIFE INSURANCE

	1	2	3	4	5
	Ordinary	Credit Life (Group and Individual)	Group	Industrial	Total
DIRECT PREMIUMS AND ANNUITY CONSIDERATIONS					
1. Life insurance.....	5,240,453				5,240,453
2. Annuity considerations.....					0
3. Deposit-type contract funds.....		XXX		XXX	0
4. Other considerations.....	80,246,186				80,246,186
5. Totals (Sum of Lines 1 to 4).....	85,486,639	0	0	0	85,486,639
DIRECT DIVIDENDS TO POLICYHOLDERS					
Life insurance:					
6.1 Paid in cash or left on deposit.....	2,947				2,947
6.2 Applied to pay renewal premiums.....	3,962				3,962
6.3 Applied to provide paid-up additions or shorten the endowment or premium-paying period.....	15,718				15,718
6.4 Other.....					0
6.5 Totals (Sum of Lines 6.1 to 6.4).....	22,627	0	0	0	22,627
Annuities:					
7.1 Paid in cash or left on deposit.....					0
7.2 Applied to provide paid-up annuities.....					0
7.3 Other.....					0
7.4 Totals (Sum of Lines 7.1 to 7.3).....	0	0	0	0	0
8. Grand Totals (Lines 6.5 + 7.4).....	22,627	0	0	0	22,627
DIRECT CLAIMS AND BENEFITS PAID					
9. Death benefits.....	2,411,119				2,411,119
10. Matured endowments.....					0
11. Annuity benefits.....	217,610				217,610
12. Surrender values and withdrawals for life contracts.....	4,200,332		1,139,904		5,340,236
13. Aggregate write-ins for miscellaneous direct claims and benefits paid.....	0	0	0	0	0
14. All other benefits, except accident and health.....					0
15. Totals.....	6,829,061	0	1,139,904	0	7,968,965

DETAILS OF WRITE-INS					
1301.					0
1302.					0
1303.					0
1398. Summary of remaining write-ins for Line 13 from overflow page.....	0	0	0	0	0
1399. Total (Lines 1301 through 1303 plus 1398)(Line 13 above).....	0	0	0	0	0

	Ordinary		Credit Life (Group and Individual)		Group		Industrial		Total	
	1	2	3	4	5	6	7	8	9	10
	No.	Amount	No. of Ind. Pols. & Gr. Certifs.	Amount	No. of Certifs.	Amount	No.	Amount	No.	Amount
DIRECT DEATH BENEFITS AND MATURED ENDOWMENTS INCURRED										
16. Unpaid December 31, prior year.....	1	100,000							1	100,000
17. Incurred during current year.....	8	2,411,119							8	2,411,119
Settled during current year:										
18.1 By payment in full.....	8	2,299,152							8	2,299,152
18.2 By payment on compromised claims.....									0	0
18.3 Totals paid.....	8	2,299,152	0	0	0	0	0	0	8	2,299,152
18.4 Reduction by compromise.....									0	0
18.5 Amount rejected.....									0	0
18.6 Total settlements.....	8	2,299,152	0	0	0	0	0	0	8	2,299,152
19. Unpaid Dec. 31, current year (Lines 16 + 17 - 18.6).....	1	211,967	0	0	0	0	0	0	1	211,967
POLICY EXHIBIT					No. of Pol.					
20. In force December 31, prior year.....	1,254	641,688,318	(a)						1,254	641,688,318
21. Issued during year.....	133	138,970,851							133	138,970,851
22. Other changes to in force (Net).....	(47)	(25,455,459)							(47)	(25,455,459)
23. In force December 31 of current year.....	1,340	755,203,710	0	(a)	0	0	0	0	1,340	755,203,710

(a) Includes Individual Credit Life Insurance, prior year \$.....0 current year \$.....0.
Includes Group Credit Life Insurance Loans less than or equal to 60 months at issue, prior year \$.....0 current year \$.....0.
Loans greater than 60 months at issue BUT NOT GREATER THAN 120 MONTHS, prior year \$.....0 current year \$.....0.

ACCIDENT AND HEALTH INSURANCE

	1	2	3	4	5
	Direct Premiums	Direct Premiums Earned	Dividends Paid Or Credited on Direct Business	Direct Losses Paid	Direct Losses Incurred
24. Group policies (b).....					
24.1 Federal Employee Health Benefits Plan premium (b).....					
24.2 Credit (group and individual).....					
24.3 Collectively renewable policies (b).....					
24.4 Medicare Title XVIII exempt from state taxes or fees.....					
Other Individual Policies:					
25.1 Non-cancelable (b).....					
25.2 Guaranteed renewable (b).....					
25.3 Non-renewable for stated reasons only (b).....					
25.4 Other accident only.....					
25.5 All other (b).....					
25.6 Totals (Sum of Lines 25.1 to 25.5).....	0	0	0	0	0
26. Totals (Lines 24 + 24.1 + 24.2 + 24.3 + 24.4 + 25.6).....	0	0	0	0	0

(b) For health business on indicated lines report: Number of persons insured under PPO managed products.....0 and number of persons insured under indemnity only products.....0.



DIRECT BUSINESS IN THE STATE OF NEW HAMPSHIRE DURING THE YEAR

NAIC Group Code....0140

NAIC Company Code....92657

LIFE INSURANCE

	1	2	3	4	5
	Ordinary	Credit Life (Group and Individual)	Group	Industrial	Total
DIRECT PREMIUMS AND ANNUITY CONSIDERATIONS					
1. Life insurance.....	2,428,192				2,428,192
2. Annuity considerations.....					0
3. Deposit-type contract funds.....		XXX		XXX	0
4. Other considerations.....	27,244,776				27,244,776
5. Totals (Sum of Lines 1 to 4).....	29,672,968	0	0	0	29,672,968
DIRECT DIVIDENDS TO POLICYHOLDERS					
Life insurance:					
6.1 Paid in cash or left on deposit.....					0
6.2 Applied to pay renewal premiums.....					0
6.3 Applied to provide paid-up additions or shorten the endowment or premium-paying period.....					0
6.4 Other.....					0
6.5 Totals (Sum of Lines 6.1 to 6.4).....	0	0	0	0	0
Annuities:					
7.1 Paid in cash or left on deposit.....					0
7.2 Applied to provide paid-up annuities.....					0
7.3 Other.....					0
7.4 Totals (Sum of Lines 7.1 to 7.3).....	0	0	0	0	0
8. Grand Totals (Lines 6.5 + 7.4).....	0	0	0	0	0
DIRECT CLAIMS AND BENEFITS PAID					
9. Death benefits.....	352,613				352,613
10. Matured endowments.....					0
11. Annuity benefits.....	187,783				187,783
12. Surrender values and withdrawals for life contracts.....	2,323,810		29,100		2,352,910
13. Aggregate write-ins for miscellaneous direct claims and benefits paid.....	0	0	0	0	0
14. All other benefits, except accident and health.....	388				388
15. Totals.....	2,864,594	0	29,100	0	2,893,694

DETAILS OF WRITE-INS					
1301.					0
1302.					0
1303.					0
1398. Summary of remaining write-ins for Line 13 from overflow page.....	0	0	0	0	0
1399. Total (Lines 1301 through 1303 plus 1398)(Line 13 above).....	0	0	0	0	0

	Ordinary		Credit Life (Group and Individual)		Group		Industrial		Total	
	1	2	3	4	5	6	7	8	9	10
	No.	Amount	No. of Ind. Pols. & Gr. Certifs.	Amount	No. of Certifs.	Amount	No.	Amount	No.	Amount
DIRECT DEATH BENEFITS AND MATURED ENDOWMENTS INCURRED										
16. Unpaid December 31, prior year.....									0	0
17. Incurred during current year.....	2	352,613							2	352,613
Settled during current year:										
18.1 By payment in full.....	2	352,613							2	352,613
18.2 By payment on compromised claims.....									0	0
18.3 Totals paid.....	2	352,613	0	0	0	0	0	0	2	352,613
18.4 Reduction by compromise.....									0	0
18.5 Amount rejected.....									0	0
18.6 Total settlements.....	2	352,613	0	0	0	0	0	0	2	352,613
19. Unpaid Dec. 31, current year (Lines 16 + 17 - 18.6).....	0	0	0	0	0	0	0	0	0	0
POLICY EXHIBIT					No. of Pol.					
20. In force December 31, prior year.....	947	366,634,974		(a).....					947	366,634,974
21. Issued during year.....	62	28,169,602							62	28,169,602
22. Other changes to in force (Net).....	(32)	(12,153,168)							(32)	(12,153,168)
23. In force December 31 of current year.....	977	382,651,408	0	(a).....0	0	0	0	0	977	382,651,408

(a) Includes Individual Credit Life Insurance, prior year \$.....0 current year \$.....0.
Includes Group Credit Life Insurance Loans less than or equal to 60 months at issue, prior year \$.....0 current year \$.....0.
Loans greater than 60 months at issue BUT NOT GREATER THAN 120 MONTHS, prior year \$.....0 current year \$.....0.

ACCIDENT AND HEALTH INSURANCE

	1	2	3	4	5
	Direct Premiums	Direct Premiums Earned	Dividends Paid Or Credited on Direct Business	Direct Losses Paid	Direct Losses Incurred
24. Group policies (b).....					
24.1 Federal Employee Health Benefits Plan premium (b).....					
24.2 Credit (group and individual).....					
24.3 Collectively renewable policies (b).....					
24.4 Medicare Title XVIII exempt from state taxes or fees.....					
Other Individual Policies:					
25.1 Non-cancelable (b).....					
25.2 Guaranteed renewable (b).....					
25.3 Non-renewable for stated reasons only (b).....					
25.4 Other accident only.....					
25.5 All other (b).....					
25.6 Totals (Sum of Lines 25.1 to 25.5).....	0	0	0	0	0
26. Totals (Lines 24 + 24.1 + 24.2 + 24.3 + 24.4 + 25.6).....	0	0	0	0	0

(b) For health business on indicated lines report: Number of persons insured under PPO managed products.....0 and number of persons insured under indemnity only products.....0.

NATIONWIDE LIFE AND ANNUITY INSURANCE COMPANY



DIRECT BUSINESS IN THE STATE OF NEW JERSEY DURING THE YEAR
NAIC Group Code.....0140 NAIC Company Code.....92657

LIFE INSURANCE

	1	2	3	4	5
	Ordinary	Credit Life (Group and Individual)	Group	Industrial	Total
DIRECT PREMIUMS AND ANNUITY CONSIDERATIONS					
1. Life insurance.....	61,892,683				61,892,683
2. Annuity considerations.....	66,922				66,922
3. Deposit-type contract funds.....		XXX		XXX	0
4. Other considerations.....	100,757,927		5,200		100,763,127
5. Totals (Sum of Lines 1 to 4).....	162,717,532	0	5,200	0	162,722,732
DIRECT DIVIDENDS TO POLICYHOLDERS					
Life insurance:					
6.1 Paid in cash or left on deposit.....	1,369				1,369
6.2 Applied to pay renewal premiums.....	115				115
6.3 Applied to provide paid-up additions or shorten the endowment or premium-paying period.....	2,038				2,038
6.4 Other.....					0
6.5 Totals (Sum of Lines 6.1 to 6.4).....	3,522	0	0	0	3,522
Annuities:					
7.1 Paid in cash or left on deposit.....					0
7.2 Applied to provide paid-up annuities.....					0
7.3 Other.....					0
7.4 Totals (Sum of Lines 7.1 to 7.3).....	0	0	0	0	0
8. Grand Totals (Lines 6.5 + 7.4).....	3,522	0	0	0	3,522
DIRECT CLAIMS AND BENEFITS PAID					
9. Death benefits.....	1,681,977		11,000		1,692,977
10. Matured endowments.....	5,800				5,800
11. Annuity benefits.....	2,289,815		33,283		2,323,098
12. Surrender values and withdrawals for life contracts.....	14,214,194		546,705		14,760,899
13. Aggregate write-ins for miscellaneous direct claims and benefits paid.....	0	0	0	0	0
14. All other benefits, except accident and health.....	20,933				20,933
15. Totals.....	18,212,719	0	590,988	0	18,803,707

DETAILS OF WRITE-INS					
1301.					0
1302.					0
1303.					0
1398. Summary of remaining write-ins for Line 13 from overflow page.....	0	0	0	0	0
1399. Total (Lines 1301 through 1303 plus 1398)(Line 13 above).....	0	0	0	0	0

	Ordinary		Credit Life (Group and Individual)		Group		Industrial		Total	
	1	2	3	4	5	6	7	8	9	10
	No.	Amount	No. of Ind. Pols. & Gr. Certifs.	Amount	No. of Certifs.	Amount	No.	Amount	No.	Amount
DIRECT DEATH BENEFITS AND MATURED ENDOWMENTS INCURRED										
16. Unpaid December 31, prior year.....	3	668,953							3	668,953
17. Incurred during current year.....	8	1,681,977			2	11,000			10	1,692,977
Settled during current year:										
18.1 By payment in full.....	9	1,765,015			2	11,000			11	1,776,015
18.2 By payment on compromised claims.....									0	0
18.3 Totals paid.....	9	1,765,015	0	0	2	11,000	0	0	11	1,776,015
18.4 Reduction by compromise.....									0	0
18.5 Amount rejected.....									0	0
18.6 Total settlements.....	9	1,765,015	0	0	2	11,000	0	0	11	1,776,015
19. Unpaid Dec. 31, current year (Lines 16 + 17 - 18.6).....	2	585,915	0	0	0	0	0	0	2	585,915
POLICY EXHIBIT					No. of Pol.					
20. In force December 31, prior year.....	6,019	3,835,217,035		(a).....					6,019	3,835,217,035
21. Issued during year.....	1,191	704,649,616							1,191	704,649,616
22. Other changes to in force (Net).....	(231)	(153,476,028)							(231)	(153,476,028)
23. In force December 31 of current year.....	6,979	4,386,390,623	0	(a).....0	0	0	0	0	6,979	4,386,390,623

(a) Includes Individual Credit Life Insurance, prior year \$.....0 current year \$.....0.
Includes Group Credit Life Insurance Loans less than or equal to 60 months at issue, prior year \$.....0 current year \$.....0.
Loans greater than 60 months at issue BUT NOT GREATER THAN 120 MONTHS, prior year \$.....0 current year \$.....0.

ACCIDENT AND HEALTH INSURANCE

	1	2	3	4	5
	Direct Premiums	Direct Premiums Earned	Dividends Paid Or Credited on Direct Business	Direct Losses Paid	Direct Losses Incurred
24. Group policies (b).....					
24.1 Federal Employee Health Benefits Plan premium (b).....					
24.2 Credit (group and individual).....					
24.3 Collectively renewable policies (b).....					
24.4 Medicare Title XVIII exempt from state taxes or fees.....					
Other Individual Policies:					
25.1 Non-cancelable (b).....					
25.2 Guaranteed renewable (b).....					
25.3 Non-renewable for stated reasons only (b).....					
25.4 Other accident only.....					
25.5 All other (b).....					
25.6 Totals (Sum of Lines 25.1 to 25.5).....	0	0	0	0	0
26. Totals (Lines 24 + 24.1 + 24.2 + 24.3 + 24.4 + 25.6).....	0	0	0	0	0

(b) For health business on indicated lines report: Number of persons insured under PPO managed products.....0 and number of persons insured under indemnity only products.....0.

NATIONWIDE LIFE AND ANNUITY INSURANCE COMPANY



DIRECT BUSINESS IN THE STATE OF NEW MEXICO DURING THE YEAR

NAIC Group Code....0140

NAIC Company Code....92657

LIFE INSURANCE

	1	2	3	4	5
	Ordinary	Credit Life (Group and Individual)	Group	Industrial	Total
DIRECT PREMIUMS AND ANNUITY CONSIDERATIONS					
1. Life insurance.....	2,033,251				2,033,251
2. Annuity considerations.....					0
3. Deposit-type contract funds.....		XXX		XXX	0
4. Other considerations.....	29,456,309		294,410		29,750,719
5. Totals (Sum of Lines 1 to 4).....	31,489,560	0	294,410	0	31,783,970
DIRECT DIVIDENDS TO POLICYHOLDERS					
Life insurance:					
6.1 Paid in cash or left on deposit.....	197				197
6.2 Applied to pay renewal premiums.....					0
6.3 Applied to provide paid-up additions or shorten the endowment or premium-paying period.....	6,240				6,240
6.4 Other.....					0
6.5 Totals (Sum of Lines 6.1 to 6.4).....	6,437	0	0	0	6,437
Annuities:					
7.1 Paid in cash or left on deposit.....					0
7.2 Applied to provide paid-up annuities.....					0
7.3 Other.....					0
7.4 Totals (Sum of Lines 7.1 to 7.3).....	0	0	0	0	0
8. Grand Totals (Lines 6.5 + 7.4).....	6,437	0	0	0	6,437
DIRECT CLAIMS AND BENEFITS PAID					
9. Death benefits.....	1,310,787				1,310,787
10. Matured endowments.....					0
11. Annuity benefits.....	79,421		26,213		105,634
12. Surrender values and withdrawals for life contracts.....	1,107,203		941,814		2,049,017
13. Aggregate write-ins for miscellaneous direct claims and benefits paid.....	0	0	0	0	0
14. All other benefits, except accident and health.....					0
15. Totals.....	2,497,411	0	968,027	0	3,465,438

DETAILS OF WRITE-INS					
1301.					0
1302.					0
1303.					0
1398. Summary of remaining write-ins for Line 13 from overflow page.....	0	0	0	0	0
1399. Total (Lines 1301 through 1303 plus 1398)(Line 13 above).....	0	0	0	0	0

	Ordinary		Credit Life (Group and Individual)		Group		Industrial		Total	
	1	2	3	4	5	6	7	8	9	10
	No.	Amount	No. of Ind. Pols. & Gr. Certifs.	Amount	No. of Certifs.	Amount	No.	Amount	No.	Amount
DIRECT DEATH BENEFITS AND MATURED ENDOWMENTS INCURRED										
16. Unpaid December 31, prior year.....	1	10,671							1	10,671
17. Incurred during current year.....	2	1,300,116							2	1,300,116
Settled during current year:										
18.1 By payment in full.....	3	1,310,787							3	1,310,787
18.2 By payment on compromised claims.....									0	0
18.3 Totals paid.....	3	1,310,787	0	0	0	0	0	0	3	1,310,787
18.4 Reduction by compromise.....									0	0
18.5 Amount rejected.....									0	0
18.6 Total settlements.....	3	1,310,787	0	0	0	0	0	0	3	1,310,787
19. Unpaid Dec. 31, current year (Lines 16 + 17 - 18.6).....	0	0	0	0	0	0	0	0	0	0
POLICY EXHIBIT					No. of Pol.					
20. In force December 31, prior year.....	499	201,975,664		(a).....					499	201,975,664
21. Issued during year.....	53	21,316,723							53	21,316,723
22. Other changes to in force (Net).....	(31)	(7,303,659)							(31)	(7,303,659)
23. In force December 31 of current year.....	521	215,988,728	0	(a).....0	0	0	0	0	521	215,988,728

(a) Includes Individual Credit Life Insurance, prior year \$.....0 current year \$.....0.
Includes Group Credit Life Insurance Loans less than or equal to 60 months at issue, prior year \$.....0 current year \$.....0.
Loans greater than 60 months at issue BUT NOT GREATER THAN 120 MONTHS, prior year \$.....0 current year \$.....0.

ACCIDENT AND HEALTH INSURANCE

	1	2	3	4	5
	Direct Premiums	Direct Premiums Earned	Dividends Paid Or Credited on Direct Business	Direct Losses Paid	Direct Losses Incurred
24. Group policies (b).....					
24.1 Federal Employee Health Benefits Plan premium (b).....					
24.2 Credit (group and individual).....					
24.3 Collectively renewable policies (b).....					
24.4 Medicare Title XVIII exempt from state taxes or fees.....					
Other Individual Policies:					
25.1 Non-cancelable (b).....					
25.2 Guaranteed renewable (b).....					
25.3 Non-renewable for stated reasons only (b).....					
25.4 Other accident only.....					
25.5 All other (b).....					
25.6 Totals (Sum of Lines 25.1 to 25.5).....	0	0	0	0	0
26. Totals (Lines 24 + 24.1 + 24.2 + 24.3 + 24.4 + 25.6).....	0	0	0	0	0

(b) For health business on indicated lines report: Number of persons insured under PPO managed products.....0 and number of persons insured under indemnity only products.....0.

NATIONWIDE LIFE AND ANNUITY INSURANCE COMPANY



DIRECT BUSINESS IN THE STATE OF NEVADA DURING THE YEAR

NAIC Group Code....0140

NAIC Company Code....92657

LIFE INSURANCE

	1	2	3	4	5
	Ordinary	Credit Life (Group and Individual)	Group	Industrial	Total
DIRECT PREMIUMS AND ANNUITY CONSIDERATIONS					
1. Life insurance.....	14,670,890				14,670,890
2. Annuity considerations.....					0
3. Deposit-type contract funds.....		XXX		XXX	0
4. Other considerations.....	29,004,410				29,004,410
5. Totals (Sum of Lines 1 to 4).....	43,675,300	0	0	0	43,675,300
DIRECT DIVIDENDS TO POLICYHOLDERS					
Life insurance:					
6.1 Paid in cash or left on deposit.....					0
6.2 Applied to pay renewal premiums.....					0
6.3 Applied to provide paid-up additions or shorten the endowment or premium-paying period.....	2,953				2,953
6.4 Other.....					0
6.5 Totals (Sum of Lines 6.1 to 6.4).....	2,953	0	0	0	2,953
Annuities:					
7.1 Paid in cash or left on deposit.....					0
7.2 Applied to provide paid-up annuities.....					0
7.3 Other.....					0
7.4 Totals (Sum of Lines 7.1 to 7.3).....	0	0	0	0	0
8. Grand Totals (Lines 6.5 + 7.4).....	2,953	0	0	0	2,953
DIRECT CLAIMS AND BENEFITS PAID					
9. Death benefits.....	166,099				166,099
10. Matured endowments.....					0
11. Annuity benefits.....	528,911				528,911
12. Surrender values and withdrawals for life contracts.....	3,184,294		120		3,184,414
13. Aggregate write-ins for miscellaneous direct claims and benefits paid.....	0	0	0	0	0
14. All other benefits, except accident and health.....					0
15. Totals.....	3,879,304	0	120	0	3,879,424

DETAILS OF WRITE-INS					
1301.					0
1302.					0
1303.					0
1398. Summary of remaining write-ins for Line 13 from overflow page.....	0	0	0	0	0
1399. Total (Lines 1301 through 1303 plus 1398)(Line 13 above).....	0	0	0	0	0

	Ordinary		Credit Life (Group and Individual)		Group		Industrial		Total	
	1	2	3	4	5	6	7	8	9	10
	No.	Amount	No. of Ind. Pols. & Gr. Certifs.	Amount	No. of Certifs.	Amount	No.	Amount	No.	Amount
DIRECT DEATH BENEFITS AND MATURED ENDOWMENTS INCURRED										
16. Unpaid December 31, prior year.....	1	114,503							1	114,503
17. Incurred during current year.....	1	164,099							1	164,099
Settled during current year:										
18.1 By payment in full.....	2	278,602							2	278,602
18.2 By payment on compromised claims.....									0	0
18.3 Totals paid.....	2	278,602	0	0	0	0	0	0	2	278,602
18.4 Reduction by compromise.....									0	0
18.5 Amount rejected.....									0	0
18.6 Total settlements.....	2	278,602	0	0	0	0	0	0	2	278,602
19. Unpaid Dec. 31, current year (Lines 16 + 17 - 18.6).....	0	0	0	0	0	0	0	0	0	0
POLICY EXHIBIT					No. of Pol.					
20. In force December 31, prior year.....	1,617	713,133,939		(a).....					1,617	713,133,939
21. Issued during year.....	423	196,566,064							423	196,566,064
22. Other changes to in force (Net).....	(116)	(16,041,849)							(116)	(16,041,849)
23. In force December 31 of current year.....	1,924	893,658,154	0	(a).....0	0	0	0	0	1,924	893,658,154

(a) Includes Individual Credit Life Insurance, prior year \$.....0 current year \$.....0.
Includes Group Credit Life Insurance Loans less than or equal to 60 months at issue, prior year \$.....0 current year \$.....0.
Loans greater than 60 months at issue BUT NOT GREATER THAN 120 MONTHS, prior year \$.....0 current year \$.....0.

ACCIDENT AND HEALTH INSURANCE

	1	2	3	4	5
	Direct Premiums	Direct Premiums Earned	Dividends Paid Or Credited on Direct Business	Direct Losses Paid	Direct Losses Incurred
24. Group policies (b).....					
24.1 Federal Employee Health Benefits Plan premium (b).....					
24.2 Credit (group and individual).....					
24.3 Collectively renewable policies (b).....					
24.4 Medicare Title XVIII exempt from state taxes or fees.....					
Other Individual Policies:					
25.1 Non-cancelable (b).....					
25.2 Guaranteed renewable (b).....					
25.3 Non-renewable for stated reasons only (b).....					
25.4 Other accident only.....					
25.5 All other (b).....					
25.6 Totals (Sum of Lines 25.1 to 25.5).....	0	0	0	0	0
26. Totals (Lines 24 + 24.1 + 24.2 + 24.3 + 24.4 + 25.6).....	0	0	0	0	0

(b) For health business on indicated lines report: Number of persons insured under PPO managed products.....0 and number of persons insured under indemnity only products.....0.

NATIONWIDE LIFE AND ANNUITY INSURANCE COMPANY



DIRECT BUSINESS IN THE STATE OF NEW YORK DURING THE YEAR

NAIC Group Code....0140

NAIC Company Code....92657

LIFE INSURANCE

	1	2	3	4	5
	Ordinary	Credit Life (Group and Individual)	Group	Industrial	Total
DIRECT PREMIUMS AND ANNUITY CONSIDERATIONS					
1. Life insurance.....	2,251,220				2,251,220
2. Annuity considerations.....					0
3. Deposit-type contract funds.....		XXX		XXX	0
4. Other considerations.....	24,797,759				24,797,759
5. Totals (Sum of Lines 1 to 4).....	27,048,979	0	0	0	27,048,979
DIRECT DIVIDENDS TO POLICYHOLDERS					
Life insurance:					
6.1 Paid in cash or left on deposit.....	19				19
6.2 Applied to pay renewal premiums.....	319				319
6.3 Applied to provide paid-up additions or shorten the endowment or premium-paying period.....	6,256				6,256
6.4 Other.....					0
6.5 Totals (Sum of Lines 6.1 to 6.4).....	6,594	0	0	0	6,594
Annuities:					
7.1 Paid in cash or left on deposit.....					0
7.2 Applied to provide paid-up annuities.....					0
7.3 Other.....					0
7.4 Totals (Sum of Lines 7.1 to 7.3).....	0	0	0	0	0
8. Grand Totals (Lines 6.5 + 7.4).....	6,594	0	0	0	6,594
DIRECT CLAIMS AND BENEFITS PAID					
9. Death benefits.....	(491,721)				(491,721)
10. Matured endowments.....					0
11. Annuity benefits.....	236,620				236,620
12. Surrender values and withdrawals for life contracts.....	2,685,717		60		2,685,777
13. Aggregate write-ins for miscellaneous direct claims and benefits paid.....	0	0	0	0	0
14. All other benefits, except accident and health.....	9,042				9,042
15. Totals.....	2,439,658	0	60	0	2,439,718

DETAILS OF WRITE-INS					
1301.					0
1302.					0
1303.					0
1398. Summary of remaining write-ins for Line 13 from overflow page.....	0	0	0	0	0
1399. Total (Lines 1301 through 1303 plus 1398)(Line 13 above).....	0	0	0	0	0

	Ordinary		Credit Life (Group and Individual)		Group		Industrial		Total	
	1	2	3	4	5	6	7	8	9	10
	No.	Amount	No. of Ind. Pols. & Gr. Certifs.	Amount	No. of Certifs.	Amount	No.	Amount	No.	Amount
DIRECT DEATH BENEFITS AND MATURED ENDOWMENTS INCURRED										
16. Unpaid December 31, prior year.....	2	491,721							2	491,721
17. Incurred during current year.....		(491,721)							0	(491,721)
Settled during current year:										
18.1 By payment in full.....	2								2	0
18.2 By payment on compromised claims.....									0	0
18.3 Totals paid.....	2	0	0	0	0	0	0	0	2	0
18.4 Reduction by compromise.....									0	0
18.5 Amount rejected.....									0	0
18.6 Total settlements.....	2	0	0	0	0	0	0	0	2	0
19. Unpaid Dec. 31, current year (Lines 16 + 17 - 18.6).....	0	0	0	0	0	0	0	0	0	0
POLICY EXHIBIT					No. of Pol.					
20. In force December 31, prior year.....	1,132	823,861,351		(a).....					1,132	823,861,351
21. Issued during year.....	122	99,669,193							122	99,669,193
22. Other changes to in force (Net).....	(15)	6,104,919							(15)	6,104,919
23. In force December 31 of current year.....	1,239	929,635,463	0	(a).....0	0	0	0	0	1,239	929,635,463

(a) Includes Individual Credit Life Insurance, prior year \$.....0 current year \$.....0.
Includes Group Credit Life Insurance Loans less than or equal to 60 months at issue, prior year \$.....0 current year \$.....0.
Loans greater than 60 months at issue BUT NOT GREATER THAN 120 MONTHS, prior year \$.....0 current year \$.....0.

ACCIDENT AND HEALTH INSURANCE

	1	2	3	4	5
	Direct Premiums	Direct Premiums Earned	Dividends Paid Or Credited on Direct Business	Direct Losses Paid	Direct Losses Incurred
24. Group policies (b).....					
24.1 Federal Employee Health Benefits Plan premium (b).....					
24.2 Credit (group and individual).....					
24.3 Collectively renewable policies (b).....					
24.4 Medicare Title XVIII exempt from state taxes or fees.....					
Other Individual Policies:					
25.1 Non-cancelable (b).....					
25.2 Guaranteed renewable (b).....					
25.3 Non-renewable for stated reasons only (b).....					
25.4 Other accident only.....					
25.5 All other (b).....					
25.6 Totals (Sum of Lines 25.1 to 25.5).....	0	0	0	0	0
26. Totals (Lines 24 + 24.1 + 24.2 + 24.3 + 24.4 + 25.6).....	0	0	0	0	0

(b) For health business on indicated lines report: Number of persons insured under PPO managed products.....0 and number of persons insured under indemnity only products.....0.



DIRECT BUSINESS IN THE STATE OF OHIO DURING THE YEAR
NAIC Group Code....0140 NAIC Company Code....92657

LIFE INSURANCE

	1	2	3	4	5
	Ordinary	Credit Life (Group and Individual)	Group	Industrial	Total
DIRECT PREMIUMS AND ANNUITY CONSIDERATIONS					
1. Life insurance.....	62,206,302				62,206,302
2. Annuity considerations.....	115,575				115,575
3. Deposit-type contract funds.....		XXX		XXX	0
4. Other considerations.....	253,197,352		5,960		253,203,312
5. Totals (Sum of Lines 1 to 4).....	315,519,229	0	5,960	0	315,525,189
DIRECT DIVIDENDS TO POLICYHOLDERS					
Life insurance:					
6.1 Paid in cash or left on deposit.....	17				17
6.2 Applied to pay renewal premiums.....					0
6.3 Applied to provide paid-up additions or shorten the endowment or premium-paying period.....	2,188				2,188
6.4 Other.....	(21,062)				(21,062)
6.5 Totals (Sum of Lines 6.1 to 6.4).....	(18,857)	0	0	0	(18,857)
Annuities:					
7.1 Paid in cash or left on deposit.....					0
7.2 Applied to provide paid-up annuities.....					0
7.3 Other.....					0
7.4 Totals (Sum of Lines 7.1 to 7.3).....	0	0	0	0	0
8. Grand Totals (Lines 6.5 + 7.4).....	(18,857)	0	0	0	(18,857)
DIRECT CLAIMS AND BENEFITS PAID					
9. Death benefits.....	23,104,124				23,104,124
10. Matured endowments.....					0
11. Annuity benefits.....	14,525,005		280,847		14,805,852
12. Surrender values and withdrawals for life contracts.....	32,531,536		61,640		32,593,176
13. Aggregate write-ins for miscellaneous direct claims and benefits paid.....	0	0	0	0	0
14. All other benefits, except accident and health.....	60,235				60,235
15. Totals.....	70,220,900	0	342,487	0	70,563,387

DETAILS OF WRITE-INS					
1301.					0
1302.					0
1303.					0
1398. Summary of remaining write-ins for Line 13 from overflow page.....	0	0	0	0	0
1399. Total (Lines 1301 through 1303 plus 1398)(Line 13 above).....	0	0	0	0	0

	Ordinary		Credit Life (Group and Individual)		Group		Industrial		Total	
	1	2	3	4	5	6	7	8	9	10
	No.	Amount	No. of Ind. Pols. & Gr. Certifs.	Amount	No. of Certifs.	Amount	No.	Amount	No.	Amount
DIRECT DEATH BENEFITS AND MATURED ENDOWMENTS INCURRED										
16. Unpaid December 31, prior year.....	20	17,021,069							20	17,021,069
17. Incurred during current year.....	127	24,577,156							127	24,577,156
Settled during current year:										
18.1 By payment in full.....	133	27,955,218							133	27,955,218
18.2 By payment on compromised claims.....									0	0
18.3 Totals paid.....	133	27,955,218	0	0	0	0	0	0	133	27,955,218
18.4 Reduction by compromise.....									0	0
18.5 Amount rejected.....									0	0
18.6 Total settlements.....	133	27,955,218	0	0	0	0	0	0	133	27,955,218
19. Unpaid Dec. 31, current year (Lines 16 + 17 - 18.6).....	14	13,643,007	0	0	0	0	0	0	14	13,643,007
POLICY EXHIBIT					No. of Pol.					
20. In force December 31, prior year.....	34,619	9,129,797,836		(a).....					34,619	9,129,797,836
21. Issued during year.....	2,841	1,017,127,993							2,841	1,017,127,993
22. Other changes to in force (Net).....	(1,822)	(416,226,398)							(1,822)	(416,226,398)
23. In force December 31 of current year.....	35,638	9,730,699,431	0	(a).....0	0	0	0	0	35,638	9,730,699,431

(a) Includes Individual Credit Life Insurance, prior year \$.....0 current year \$.....0.
Includes Group Credit Life Insurance Loans less than or equal to 60 months at issue, prior year \$.....0 current year \$.....0.
Loans greater than 60 months at issue BUT NOT GREATER THAN 120 MONTHS, prior year \$.....0 current year \$.....0.

ACCIDENT AND HEALTH INSURANCE

	1	2	3	4	5
	Direct Premiums	Direct Premiums Earned	Dividends Paid Or Credited on Direct Business	Direct Losses Paid	Direct Losses Incurred
24. Group policies (b).....					
24.1 Federal Employee Health Benefits Plan premium (b).....					
24.2 Credit (group and individual).....					
24.3 Collectively renewable policies (b).....					
24.4 Medicare Title XVIII exempt from state taxes or fees.....					
Other Individual Policies:					
25.1 Non-cancelable (b).....					
25.2 Guaranteed renewable (b).....					
25.3 Non-renewable for stated reasons only (b).....					
25.4 Other accident only.....					
25.5 All other (b).....					
25.6 Totals (Sum of Lines 25.1 to 25.5).....	0	0	0	0	0
26. Totals (Lines 24 + 24.1 + 24.2 + 24.3 + 24.4 + 25.6).....	0	0	0	0	0

(b) For health business on indicated lines report: Number of persons insured under PPO managed products.....0 and number of persons insured under indemnity only products.....0.

NATIONWIDE LIFE AND ANNUITY INSURANCE COMPANY



DIRECT BUSINESS IN THE STATE OF OKLAHOMA DURING THE YEAR

NAIC Group Code....0140

NAIC Company Code....92657

LIFE INSURANCE

	1	2	3	4	5
	Ordinary	Credit Life (Group and Individual)	Group	Industrial	Total
DIRECT PREMIUMS AND ANNUITY CONSIDERATIONS					
1. Life insurance.....	4,137,277				4,137,277
2. Annuity considerations.....	25,991				25,991
3. Deposit-type contract funds.....		XXX		XXX	0
4. Other considerations.....	30,221,437		13,200		30,234,637
5. Totals (Sum of Lines 1 to 4).....	34,384,705	0	13,200	0	34,397,905
DIRECT DIVIDENDS TO POLICYHOLDERS					
Life insurance:					
6.1 Paid in cash or left on deposit.....	46				46
6.2 Applied to pay renewal premiums.....	3,546				3,546
6.3 Applied to provide paid-up additions or shorten the endowment or premium-paying period.....	7,046				7,046
6.4 Other.....					0
6.5 Totals (Sum of Lines 6.1 to 6.4).....	10,638	0	0	0	10,638
Annuities:					
7.1 Paid in cash or left on deposit.....					0
7.2 Applied to provide paid-up annuities.....					0
7.3 Other.....					0
7.4 Totals (Sum of Lines 7.1 to 7.3).....	0	0	0	0	0
8. Grand Totals (Lines 6.5 + 7.4).....	10,638	0	0	0	10,638
DIRECT CLAIMS AND BENEFITS PAID					
9. Death benefits.....	582,979				582,979
10. Matured endowments.....					0
11. Annuity benefits.....	2,944,550		60,062		3,004,612
12. Surrender values and withdrawals for life contracts.....	4,893,386		640,670		5,534,056
13. Aggregate write-ins for miscellaneous direct claims and benefits paid.....	0	0	0	0	0
14. All other benefits, except accident and health.....	8,880				8,880
15. Totals.....	8,429,795	0	700,732	0	9,130,527

DETAILS OF WRITE-INS					
1301.					0
1302.					0
1303.					0
1398. Summary of remaining write-ins for Line 13 from overflow page.....	0	0	0	0	0
1399. Total (Lines 1301 through 1303 plus 1398)(Line 13 above).....	0	0	0	0	0

	Ordinary		Credit Life (Group and Individual)		Group		Industrial		Total	
	1	2	3	4	5	6	7	8	9	10
	No.	Amount	No. of Ind. Pols. & Gr. Certifs.	Amount	No. of Certifs.	Amount	No.	Amount	No.	Amount
DIRECT DEATH BENEFITS AND MATURED ENDOWMENTS INCURRED										
16. Unpaid December 31, prior year.....	1	11,200							1	11,200
17. Incurred during current year.....	8	714,344							8	714,344
Settled during current year:										
18.1 By payment in full.....	6	556,688							6	556,688
18.2 By payment on compromised claims.....									0	0
18.3 Totals paid.....	6	556,688	0	0	0	0	0	0	6	556,688
18.4 Reduction by compromise.....									0	0
18.5 Amount rejected.....									0	0
18.6 Total settlements.....	6	556,688	0	0	0	0	0	0	6	556,688
19. Unpaid Dec. 31, current year (Lines 16 + 17 - 18.6).....	3	168,856	0	0	0	0	0	0	3	168,856
POLICY EXHIBIT					No. of Pol.					
20. In force December 31, prior year.....	813	395,413,342		(a).....					813	395,413,342
21. Issued during year.....	60	38,022,631							60	38,022,631
22. Other changes to in force (Net).....	(56)	(32,590,599)							(56)	(32,590,599)
23. In force December 31 of current year.....	817	400,845,374	0	(a).....0	0	0	0	0	817	400,845,374

(a) Includes Individual Credit Life Insurance, prior year \$.....0 current year \$.....0.
Includes Group Credit Life Insurance Loans less than or equal to 60 months at issue, prior year \$.....0 current year \$.....0.
Loans greater than 60 months at issue BUT NOT GREATER THAN 120 MONTHS, prior year \$.....0 current year \$.....0.

ACCIDENT AND HEALTH INSURANCE

	1	2	3	4	5
	Direct Premiums	Direct Premiums Earned	Dividends Paid Or Credited on Direct Business	Direct Losses Paid	Direct Losses Incurred
24. Group policies (b).....					
24.1 Federal Employee Health Benefits Plan premium (b).....					
24.2 Credit (group and individual).....					
24.3 Collectively renewable policies (b).....					
24.4 Medicare Title XVIII exempt from state taxes or fees.....					
Other Individual Policies:					
25.1 Non-cancelable (b).....					
25.2 Guaranteed renewable (b).....					
25.3 Non-renewable for stated reasons only (b).....					
25.4 Other accident only.....					
25.5 All other (b).....					
25.6 Totals (Sum of Lines 25.1 to 25.5).....	0	0	0	0	0
26. Totals (Lines 24 + 24.1 + 24.2 + 24.3 + 24.4 + 25.6).....	0	0	0	0	0

(b) For health business on indicated lines report: Number of persons insured under PPO managed products.....0 and number of persons insured under indemnity only products.....0.

NATIONWIDE LIFE AND ANNUITY INSURANCE COMPANY



DIRECT BUSINESS IN THE STATE OF OREGON DURING THE YEAR

NAIC Group Code....0140

NAIC Company Code....92657

LIFE INSURANCE

	1	2	3	4	5
	Ordinary	Credit Life (Group and Individual)	Group	Industrial	Total
DIRECT PREMIUMS AND ANNUITY CONSIDERATIONS					
1. Life insurance.....	9,706,404				9,706,404
2. Annuity considerations.....	97,089				97,089
3. Deposit-type contract funds.....		XXX		XXX	0
4. Other considerations.....	29,372,591				29,372,591
5. Totals (Sum of Lines 1 to 4).....	39,176,084	0	0	0	39,176,084
DIRECT DIVIDENDS TO POLICYHOLDERS					
Life insurance:					
6.1 Paid in cash or left on deposit.....	7,049				7,049
6.2 Applied to pay renewal premiums.....	41,423				41,423
6.3 Applied to provide paid-up additions or shorten the endowment or premium-paying period.....	9,495				9,495
6.4 Other.....					0
6.5 Totals (Sum of Lines 6.1 to 6.4).....	57,967	0	0	0	57,967
Annuities:					
7.1 Paid in cash or left on deposit.....					0
7.2 Applied to provide paid-up annuities.....					0
7.3 Other.....					0
7.4 Totals (Sum of Lines 7.1 to 7.3).....	0	0	0	0	0
8. Grand Totals (Lines 6.5 + 7.4).....	57,967	0	0	0	57,967
DIRECT CLAIMS AND BENEFITS PAID					
9. Death benefits.....	2,722,425				2,722,425
10. Matured endowments.....					0
11. Annuity benefits.....	1,721,020				1,721,020
12. Surrender values and withdrawals for life contracts.....	6,758,591		138,992		6,897,583
13. Aggregate write-ins for miscellaneous direct claims and benefits paid.....	0	0	0	0	0
14. All other benefits, except accident and health.....					0
15. Totals.....	11,202,036	0	138,992	0	11,341,028

DETAILS OF WRITE-INS					
1301.					0
1302.					0
1303.					0
1398. Summary of remaining write-ins for Line 13 from overflow page.....	0	0	0	0	0
1399. Total (Lines 1301 through 1303 plus 1398)(Line 13 above).....	0	0	0	0	0

	Ordinary		Credit Life (Group and Individual)		Group		Industrial		Total	
	1	2	3	4	5	6	7	8	9	10
	No.	Amount	No. of Ind. Pols. & Gr. Certifs.	Amount	No. of Certifs.	Amount	No.	Amount	No.	Amount
DIRECT DEATH BENEFITS AND MATURED ENDOWMENTS INCURRED										
16. Unpaid December 31, prior year.....	1	99,999							1	99,999
17. Incurred during current year.....	11	2,716,455							11	2,716,455
Settled during current year:										
18.1 By payment in full.....	10	2,157,794							10	2,157,794
18.2 By payment on compromised claims.....									0	0
18.3 Totals paid.....	10	2,157,794	0	0	0	0	0	0	10	2,157,794
18.4 Reduction by compromise.....									0	0
18.5 Amount rejected.....									0	0
18.6 Total settlements.....	10	2,157,794	0	0	0	0	0	0	10	2,157,794
19. Unpaid Dec. 31, current year (Lines 16 + 17 - 18.6).....	2	658,660	0	0	0	0	0	0	2	658,660
POLICY EXHIBIT					No. of Pol.					
20. In force December 31, prior year.....	2,118	926,915,001		(a).....					2,118	926,915,001
21. Issued during year.....	279	148,235,081							279	148,235,081
22. Other changes to in force (Net).....	(118)	(62,704,870)							(118)	(62,704,870)
23. In force December 31 of current year.....	2,279	1,012,445,212	0	(a).....0	0	0	0	0	2,279	1,012,445,212

(a) Includes Individual Credit Life Insurance, prior year \$.....0 current year \$.....0.
Includes Group Credit Life Insurance Loans less than or equal to 60 months at issue, prior year \$.....0 current year \$.....0.
Loans greater than 60 months at issue BUT NOT GREATER THAN 120 MONTHS, prior year \$.....0 current year \$.....0.

ACCIDENT AND HEALTH INSURANCE

	1	2	3	4	5
	Direct Premiums	Direct Premiums Earned	Dividends Paid Or Credited on Direct Business	Direct Losses Paid	Direct Losses Incurred
24. Group policies (b).....					
24.1 Federal Employee Health Benefits Plan premium (b).....					
24.2 Credit (group and individual).....					
24.3 Collectively renewable policies (b).....					
24.4 Medicare Title XVIII exempt from state taxes or fees.....					
Other Individual Policies:					
25.1 Non-cancelable (b).....					
25.2 Guaranteed renewable (b).....					
25.3 Non-renewable for stated reasons only (b).....					
25.4 Other accident only.....					
25.5 All other (b).....					
25.6 Totals (Sum of Lines 25.1 to 25.5).....	0	0	0	0	0
26. Totals (Lines 24 + 24.1 + 24.2 + 24.3 + 24.4 + 25.6).....	0	0	0	0	0

(b) For health business on indicated lines report: Number of persons insured under PPO managed products.....0 and number of persons insured under indemnity only products.....0.



DIRECT BUSINESS IN OTHER ALIEN GRAND TOTAL DURING THE YEAR

NAIC Group Code....0140

NAIC Company Code....92657

LIFE INSURANCE

	1	2	3	4	5
	Ordinary	Credit Life (Group and Individual)	Group	Industrial	Total
DIRECT PREMIUMS AND ANNUITY CONSIDERATIONS					
1. Life insurance.....	650,756				650,756
2. Annuity considerations.....					0
3. Deposit-type contract funds.....		XXX		XXX	0
4. Other considerations.....					0
5. Totals (Sum of Lines 1 to 4).....	650,756	0	0	0	650,756
DIRECT DIVIDENDS TO POLICYHOLDERS					
Life insurance:					
6.1 Paid in cash or left on deposit.....					0
6.2 Applied to pay renewal premiums.....	84				84
6.3 Applied to provide paid-up additions or shorten the endowment or premium-paying period.....	7,208				7,208
6.4 Other.....					0
6.5 Totals (Sum of Lines 6.1 to 6.4).....	7,292	0	0	0	7,292
Annuities:					
7.1 Paid in cash or left on deposit.....					0
7.2 Applied to provide paid-up annuities.....					0
7.3 Other.....					0
7.4 Totals (Sum of Lines 7.1 to 7.3).....	0	0	0	0	0
8. Grand Totals (Lines 6.5 + 7.4).....	7,292	0	0	0	7,292
DIRECT CLAIMS AND BENEFITS PAID					
9. Death benefits.....					0
10. Matured endowments.....					0
11. Annuity benefits.....	287,501				287,501
12. Surrender values and withdrawals for life contracts.....	4,738				4,738
13. Aggregate write-ins for miscellaneous direct claims and benefits paid.....	0	0	0	0	0
14. All other benefits, except accident and health.....	9,129				9,129
15. Totals.....	301,368	0	0	0	301,368

DETAILS OF WRITE-INS					
1301.					0
1302.					0
1303.					0
1398. Summary of remaining write-ins for Line 13 from overflow page.....	0	0	0	0	0
1399. Total (Lines 1301 through 1303 plus 1398)(Line 13 above).....	0	0	0	0	0

	Ordinary		Credit Life (Group and Individual)		Group		Industrial		Total	
	1	2	3	4	5	6	7	8	9	10
	No.	Amount	No. of Ind. Pols. & Gr. Certifs.	Amount	No. of Certifs.	Amount	No.	Amount	No.	Amount
DIRECT DEATH BENEFITS AND MATURED ENDOWMENTS INCURRED										
16. Unpaid December 31, prior year.....									0	0
17. Incurred during current year.....									0	0
Settled during current year:										
18.1 By payment in full.....									0	0
18.2 By payment on compromised claims.....									0	0
18.3 Totals paid.....	0	0	0	0	0	0	0	0	0	0
18.4 Reduction by compromise.....									0	0
18.5 Amount rejected.....									0	0
18.6 Total settlements.....	0	0	0	0	0	0	0	0	0	0
19. Unpaid Dec. 31, current year (Lines 16 + 17 - 18.6).....	0	0	0	0	0	0	0	0	0	0
POLICY EXHIBIT					No. of Pol.					
20. In force December 31, prior year.....				(a).....					0	0
21. Issued during year.....	1	250,000							1	250,000
22. Other changes to in force (Net).....	3	1,139,000							3	1,139,000
23. In force December 31 of current year.....	4	1,389,000	0	(a).....0	0	0	0	0	4	1,389,000

(a) Includes Individual Credit Life Insurance, prior year \$.....0 current year \$.....0.
Includes Group Credit Life Insurance Loans less than or equal to 60 months at issue, prior year \$.....0 current year \$.....0.
Loans greater than 60 months at issue BUT NOT GREATER THAN 120 MONTHS, prior year \$.....0 current year \$.....0.

ACCIDENT AND HEALTH INSURANCE

	1	2	3	4	5
	Direct Premiums	Direct Premiums Earned	Dividends Paid Or Credited on Direct Business	Direct Losses Paid	Direct Losses Incurred
24. Group policies (b).....					
24.1 Federal Employee Health Benefits Plan premium (b).....					
24.2 Credit (group and individual).....					
24.3 Collectively renewable policies (b).....					
24.4 Medicare Title XVIII exempt from state taxes or fees.....					
Other Individual Policies:					
25.1 Non-cancelable (b).....					
25.2 Guaranteed renewable (b).....					
25.3 Non-renewable for stated reasons only (b).....					
25.4 Other accident only.....					
25.5 All other (b).....					
25.6 Totals (Sum of Lines 25.1 to 25.5).....	0	0	0	0	0
26. Totals (Lines 24 + 24.1 + 24.2 + 24.3 + 24.4 + 25.6).....	0	0	0	0	0

(b) For health business on indicated lines report: Number of persons insured under PPO managed products....0 and number of persons insured under indemnity only products....0.

NATIONWIDE LIFE AND ANNUITY INSURANCE COMPANY



DIRECT BUSINESS IN THE STATE OF PENNSYLVANIA DURING THE YEAR

NAIC Group Code.....0140

NAIC Company Code.....92657

LIFE INSURANCE

	1	2	3	4	5
	Ordinary	Credit Life (Group and Individual)	Group	Industrial	Total
DIRECT PREMIUMS AND ANNUITY CONSIDERATIONS					
1. Life insurance.....	84,650,033				84,650,033
2. Annuity considerations.....	76,920				76,920
3. Deposit-type contract funds.....		XXX		XXX	0
4. Other considerations.....	166,192,773				166,192,773
5. Totals (Sum of Lines 1 to 4).....	250,919,726	0	0	0	250,919,726
DIRECT DIVIDENDS TO POLICYHOLDERS					
Life insurance:					
6.1 Paid in cash or left on deposit.....	366				366
6.2 Applied to pay renewal premiums.....	1,384				1,384
6.3 Applied to provide paid-up additions or shorten the endowment or premium-paying period.....	1,812				1,812
6.4 Other.....					0
6.5 Totals (Sum of Lines 6.1 to 6.4).....	3,562	0	0	0	3,562
Annuities:					
7.1 Paid in cash or left on deposit.....					0
7.2 Applied to provide paid-up annuities.....					0
7.3 Other.....					0
7.4 Totals (Sum of Lines 7.1 to 7.3).....	0	0	0	0	0
8. Grand Totals (Lines 6.5 + 7.4).....	3,562	0	0	0	3,562
DIRECT CLAIMS AND BENEFITS PAID					
9. Death benefits.....	10,645,231				10,645,231
10. Matured endowments.....					0
11. Annuity benefits.....	12,652,096		618		12,652,714
12. Surrender values and withdrawals for life contracts.....	65,872,702		14,337		65,887,039
13. Aggregate write-ins for miscellaneous direct claims and benefits paid.....	0	0	0	0	0
14. All other benefits, except accident and health.....	54,437				54,437
15. Totals.....	89,224,466	0	14,955	0	89,239,421

DETAILS OF WRITE-INS					
1301.					0
1302.					0
1303.					0
1398. Summary of remaining write-ins for Line 13 from overflow page.....	0	0	0	0	0
1399. Total (Lines 1301 through 1303 plus 1398)(Line 13 above).....	0	0	0	0	0

	Ordinary		Credit Life (Group and Individual)		Group		Industrial		Total	
	1	2	3	4	5	6	7	8	9	10
	No.	Amount	No. of Ind. Pols. & Gr. Certifs.	Amount	No. of Certifs.	Amount	No.	Amount	No.	Amount
DIRECT DEATH BENEFITS AND MATURED ENDOWMENTS INCURRED										
16. Unpaid December 31, prior year.....	20	2,313,236							20	2,313,236
17. Incurred during current year.....	145	10,468,099							145	10,468,099
Settled during current year:										
18.1 By payment in full.....	137	10,696,208							137	10,696,208
18.2 By payment on compromised claims.....									0	0
18.3 Totals paid.....	137	10,696,208	0	0	0	0	0	0	137	10,696,208
18.4 Reduction by compromise.....									0	0
18.5 Amount rejected.....									0	0
18.6 Total settlements.....	137	10,696,208	0	0	0	0	0	0	137	10,696,208
19. Unpaid Dec. 31, current year (Lines 16 + 17 - 18.6).....	28	2,085,127	0	0	0	0	0	0	28	2,085,127
POLICY EXHIBIT					No. of Pol.					
20. In force December 31, prior year.....	44,905	10,409,891,627		(a).....	1	26,500			44,906	10,409,918,127
21. Issued during year.....	3,806	1,199,494,125							3,806	1,199,494,125
22. Other changes to in force (Net).....	(2,958)	(512,757,096)				(4,000)			(2,958)	(512,761,096)
23. In force December 31 of current year.....	45,753	11,096,628,656	0	(a).....	1	22,500	0	0	45,754	11,096,651,156

(a) Includes Individual Credit Life Insurance, prior year \$.....0 current year \$.....0.
Includes Group Credit Life Insurance Loans less than or equal to 60 months at issue, prior year \$.....0 current year \$.....0.
Loans greater than 60 months at issue BUT NOT GREATER THAN 120 MONTHS, prior year \$.....0 current year \$.....0.

ACCIDENT AND HEALTH INSURANCE

	1	2	3	4	5
	Direct Premiums	Direct Premiums Earned	Dividends Paid Or Credited on Direct Business	Direct Losses Paid	Direct Losses Incurred
24. Group policies (b).....					
24.1 Federal Employee Health Benefits Plan premium (b).....					
24.2 Credit (group and individual).....					
24.3 Collectively renewable policies (b).....					
24.4 Medicare Title XVIII exempt from state taxes or fees.....					
Other Individual Policies:					
25.1 Non-cancelable (b).....	179	179		2,100	2,100
25.2 Guaranteed renewable (b).....					
25.3 Non-renewable for stated reasons only (b).....					
25.4 Other accident only.....					
25.5 All other (b).....					
25.6 Totals (Sum of Lines 25.1 to 25.5).....	179	179	0	2,100	2,100
26. Totals (Lines 24 + 24.1 + 24.2 + 24.3 + 24.4 + 25.6).....	179	179	0	2,100	2,100

(b) For health business on indicated lines report: Number of persons insured under PPO managed products.....0 and number of persons insured under indemnity only products.....0.



DIRECT BUSINESS IN PUERTO RICO DURING THE YEAR
NAIC Group Code....0140 NAIC Company Code....92657

LIFE INSURANCE

	1	2	3	4	5
	Ordinary	Credit Life (Group and Individual)	Group	Industrial	Total
DIRECT PREMIUMS AND ANNUITY CONSIDERATIONS					
1. Life insurance.....	8,876				8,876
2. Annuity considerations.....					0
3. Deposit-type contract funds.....		XXX		XXX	0
4. Other considerations.....	1,122,467				1,122,467
5. Totals (Sum of Lines 1 to 4).....	1,131,343	0	0	0	1,131,343
DIRECT DIVIDENDS TO POLICYHOLDERS					
Life insurance:					
6.1 Paid in cash or left on deposit.....					0
6.2 Applied to pay renewal premiums.....					0
6.3 Applied to provide paid-up additions or shorten the endowment or premium-paying period.....					0
6.4 Other.....					0
6.5 Totals (Sum of Lines 6.1 to 6.4).....	0	0	0	0	0
Annuities:					
7.1 Paid in cash or left on deposit.....					0
7.2 Applied to provide paid-up annuities.....					0
7.3 Other.....					0
7.4 Totals (Sum of Lines 7.1 to 7.3).....	0	0	0	0	0
8. Grand Totals (Lines 6.5 + 7.4).....	0	0	0	0	0
DIRECT CLAIMS AND BENEFITS PAID					
9. Death benefits.....					0
10. Matured endowments.....					0
11. Annuity benefits.....	179,649				179,649
12. Surrender values and withdrawals for life contracts.....	6,343,407		10,190		6,353,597
13. Aggregate write-ins for miscellaneous direct claims and benefits paid.....	0	0	0	0	0
14. All other benefits, except accident and health.....					0
15. Totals.....	6,523,056	0	10,190	0	6,533,246

DETAILS OF WRITE-INS					
1301.					0
1302.					0
1303.					0
1398. Summary of remaining write-ins for Line 13 from overflow page.....	0	0	0	0	0
1399. Total (Lines 1301 through 1303 plus 1398)(Line 13 above).....	0	0	0	0	0

	Ordinary		Credit Life (Group and Individual)		Group		Industrial		Total	
	1	2	3	4	5	6	7	8	9	10
	No.	Amount	No. of Ind. Pols. & Gr. Certifs.	Amount	No. of Certifs.	Amount	No.	Amount	No.	Amount
DIRECT DEATH BENEFITS AND MATURED ENDOWMENTS INCURRED										
16. Unpaid December 31, prior year.....									0	0
17. Incurred during current year.....									0	0
Settled during current year:										
18.1 By payment in full.....									0	0
18.2 By payment on compromised claims.....									0	0
18.3 Totals paid.....	0	0	0	0	0	0	0	0	0	0
18.4 Reduction by compromise.....									0	0
18.5 Amount rejected.....									0	0
18.6 Total settlements.....	0	0	0	0	0	0	0	0	0	0
19. Unpaid Dec. 31, current year (Lines 16 + 17 - 18.6).....	0	0	0	0	0	0	0	0	0	0
POLICY EXHIBIT					No. of Pol.					
20. In force December 31, prior year.....	14	9,528,604		(a).....					14	9,528,604
21. Issued during year.....	1	250,000							1	250,000
22. Other changes to in force (Net).....		22,531							0	22,531
23. In force December 31 of current year.....	15	9,801,135	0	(a).....0	0	0	0	0	15	9,801,135

(a) Includes Individual Credit Life Insurance, prior year \$.....0 current year \$.....0.
Includes Group Credit Life Insurance Loans less than or equal to 60 months at issue, prior year \$.....0 current year \$.....0.
Loans greater than 60 months at issue BUT NOT GREATER THAN 120 MONTHS, prior year \$.....0 current year \$.....0.

ACCIDENT AND HEALTH INSURANCE

	1	2	3	4	5
	Direct Premiums	Direct Premiums Earned	Dividends Paid Or Credited on Direct Business	Direct Losses Paid	Direct Losses Incurred
24. Group policies (b).....					
24.1 Federal Employee Health Benefits Plan premium (b).....					
24.2 Credit (group and individual).....					
24.3 Collectively renewable policies (b).....					
24.4 Medicare Title XVIII exempt from state taxes or fees.....					
Other Individual Policies:					
25.1 Non-cancelable (b).....					
25.2 Guaranteed renewable (b).....					
25.3 Non-renewable for stated reasons only (b).....					
25.4 Other accident only.....					
25.5 All other (b).....					
25.6 Totals (Sum of Lines 25.1 to 25.5).....	0	0	0	0	0
26. Totals (Lines 24 + 24.1 + 24.2 + 24.3 + 24.4 + 25.6).....	0	0	0	0	0

(b) For health business on indicated lines report: Number of persons insured under PPO managed products.....0 and number of persons insured under indemnity only products.....0.



DIRECT BUSINESS IN THE STATE OF RHODE ISLAND DURING THE YEAR

NAIC Group Code....0140

NAIC Company Code....92657

LIFE INSURANCE

	1	2	3	4	5
	Ordinary	Credit Life (Group and Individual)	Group	Industrial	Total
DIRECT PREMIUMS AND ANNUITY CONSIDERATIONS					
1. Life insurance.....	5,430,667				5,430,667
2. Annuity considerations.....	13,508				13,508
3. Deposit-type contract funds.....		XXX		XXX	0
4. Other considerations.....	7,234,820				7,234,820
5. Totals (Sum of Lines 1 to 4).....	12,678,995	0	0	0	12,678,995
DIRECT DIVIDENDS TO POLICYHOLDERS					
Life insurance:					
6.1 Paid in cash or left on deposit.....					0
6.2 Applied to pay renewal premiums.....					0
6.3 Applied to provide paid-up additions or shorten the endowment or premium-paying period.....					0
6.4 Other.....					0
6.5 Totals (Sum of Lines 6.1 to 6.4).....	0	0	0	0	0
Annuities:					
7.1 Paid in cash or left on deposit.....					0
7.2 Applied to provide paid-up annuities.....					0
7.3 Other.....					0
7.4 Totals (Sum of Lines 7.1 to 7.3).....	0	0	0	0	0
8. Grand Totals (Lines 6.5 + 7.4).....	0	0	0	0	0
DIRECT CLAIMS AND BENEFITS PAID					
9. Death benefits.....	425,000				425,000
10. Matured endowments.....					0
11. Annuity benefits.....	516,907				516,907
12. Surrender values and withdrawals for life contracts.....	2,071,151		338,810		2,409,961
13. Aggregate write-ins for miscellaneous direct claims and benefits paid.....	0	0	0	0	0
14. All other benefits, except accident and health.....					0
15. Totals.....	3,013,058	0	338,810	0	3,351,868

DETAILS OF WRITE-INS					
1301.					0
1302.					0
1303.					0
1398. Summary of remaining write-ins for Line 13 from overflow page.....	0	0	0	0	0
1399. Total (Lines 1301 through 1303 plus 1398)(Line 13 above).....	0	0	0	0	0

	Ordinary		Credit Life (Group and Individual)		Group		Industrial		Total	
	1	2	3	4	5	6	7	8	9	10
	No.	Amount	No. of Ind. Pols. & Gr. Certifs.	Amount	No. of Certifs.	Amount	No.	Amount	No.	Amount
DIRECT DEATH BENEFITS AND MATURED ENDOWMENTS INCURRED										
16. Unpaid December 31, prior year.....	2	259,827							2	259,827
17. Incurred during current year.....	4	425,000							4	425,000
Settled during current year:										
18.1 By payment in full.....	6	684,827							6	684,827
18.2 By payment on compromised claims.....									0	0
18.3 Totals paid.....	6	684,827	0	0	0	0	0	0	6	684,827
18.4 Reduction by compromise.....									0	0
18.5 Amount rejected.....									0	0
18.6 Total settlements.....	6	684,827	0	0	0	0	0	0	6	684,827
19. Unpaid Dec. 31, current year (Lines 16 + 17 - 18.6).....	0	0	0	0	0	0	0	0	0	0
POLICY EXHIBIT					No. of Pol.					
20. In force December 31, prior year.....	2,816	781,997,042	(a)						2,816	781,997,042
21. Issued during year.....	233	54,582,342							233	54,582,342
22. Other changes to in force (Net).....	(168)	(35,686,668)							(168)	(35,686,668)
23. In force December 31 of current year.....	2,881	800,892,716	0	(a)	0	0	0	0	2,881	800,892,716

(a) Includes Individual Credit Life Insurance, prior year \$.....0 current year \$.....0.
Includes Group Credit Life Insurance Loans less than or equal to 60 months at issue, prior year \$.....0 current year \$.....0.
Loans greater than 60 months at issue BUT NOT GREATER THAN 120 MONTHS, prior year \$.....0 current year \$.....0.

ACCIDENT AND HEALTH INSURANCE

	1	2	3	4	5
	Direct Premiums	Direct Premiums Earned	Dividends Paid Or Credited on Direct Business	Direct Losses Paid	Direct Losses Incurred
24. Group policies (b).....					
24.1 Federal Employee Health Benefits Plan premium (b).....					
24.2 Credit (group and individual).....					
24.3 Collectively renewable policies (b).....					
24.4 Medicare Title XVIII exempt from state taxes or fees.....					
Other Individual Policies:					
25.1 Non-cancelable (b).....					
25.2 Guaranteed renewable (b).....					
25.3 Non-renewable for stated reasons only (b).....					
25.4 Other accident only.....					
25.5 All other (b).....					
25.6 Totals (Sum of Lines 25.1 to 25.5).....	0	0	0	0	0
26. Totals (Lines 24 + 24.1 + 24.2 + 24.3 + 24.4 + 25.6).....	0	0	0	0	0

(b) For health business on indicated lines report: Number of persons insured under PPO managed products.....0 and number of persons insured under indemnity only products.....0.

NATIONWIDE LIFE AND ANNUITY INSURANCE COMPANY



DIRECT BUSINESS IN THE STATE OF SOUTH CAROLINA DURING THE YEAR
NAIC Group Code.....0140 NAIC Company Code.....92657

LIFE INSURANCE

	1	2	3	4	5
	Ordinary	Credit Life (Group and Individual)	Group	Industrial	Total
DIRECT PREMIUMS AND ANNUITY CONSIDERATIONS					
1. Life insurance.....	14,239,818				14,239,818
2. Annuity considerations.....	262,494				262,494
3. Deposit-type contract funds.....		XXX		XXX	0
4. Other considerations.....	65,694,266		900		65,695,166
5. Totals (Sum of Lines 1 to 4).....	80,196,578	0	900	0	80,197,478
DIRECT DIVIDENDS TO POLICYHOLDERS					
Life insurance:					
6.1 Paid in cash or left on deposit.....					0
6.2 Applied to pay renewal premiums.....					0
6.3 Applied to provide paid-up additions or shorten the endowment or premium-paying period.....	700				700
6.4 Other.....					0
6.5 Totals (Sum of Lines 6.1 to 6.4).....	700	0	0	0	700
Annuities:					
7.1 Paid in cash or left on deposit.....					0
7.2 Applied to provide paid-up annuities.....					0
7.3 Other.....					0
7.4 Totals (Sum of Lines 7.1 to 7.3).....	0	0	0	0	0
8. Grand Totals (Lines 6.5 + 7.4).....	700	0	0	0	700
DIRECT CLAIMS AND BENEFITS PAID					
9. Death benefits.....	7,822,132				7,822,132
10. Matured endowments.....					0
11. Annuity benefits.....	1,255,702				1,255,702
12. Surrender values and withdrawals for life contracts.....	7,814,526		176,576		7,991,102
13. Aggregate write-ins for miscellaneous direct claims and benefits paid.....	0	0	0	0	0
14. All other benefits, except accident and health.....	474				474
15. Totals.....	16,892,834	0	176,576	0	17,069,410

DETAILS OF WRITE-INS					
1301.					0
1302.					0
1303.					0
1398. Summary of remaining write-ins for Line 13 from overflow page.....	0	0	0	0	0
1399. Total (Lines 1301 through 1303 plus 1398)(Line 13 above).....	0	0	0	0	0

	Ordinary		Credit Life (Group and Individual)		Group		Industrial		Total	
	1	2	3	4	5	6	7	8	9	10
	No.	Amount	No. of Ind. Pols. & Gr. Certifs.	Amount	No. of Certifs.	Amount	No.	Amount	No.	Amount
DIRECT DEATH BENEFITS AND MATURED ENDOWMENTS INCURRED										
16. Unpaid December 31, prior year.....	10	325,000							10	325,000
17. Incurred during current year.....	63	7,822,132							63	7,822,132
Settled during current year:										
18.1 By payment in full.....	64	7,742,142							64	7,742,142
18.2 By payment on compromised claims.....									0	0
18.3 Totals paid.....	64	7,742,142	0	0	0	0	0	0	64	7,742,142
18.4 Reduction by compromise.....									0	0
18.5 Amount rejected.....									0	0
18.6 Total settlements.....	64	7,742,142	0	0	0	0	0	0	64	7,742,142
19. Unpaid Dec. 31, current year (Lines 16 + 17 - 18.6).....	9	404,990	0	0	0	0	0	0	9	404,990
POLICY EXHIBIT					No. of Pol.					
20. In force December 31, prior year.....	11,028	2,288,571,974	(a).....						11,028	2,288,571,974
21. Issued during year.....	1,253	273,800,118							1,253	273,800,118
22. Other changes to in force (Net).....	(1,050)	(159,425,395)							(1,050)	(159,425,395)
23. In force December 31 of current year.....	11,231	2,402,946,697	0 (a).....	0	0	0	0	0	11,231	2,402,946,697

(a) Includes Individual Credit Life Insurance, prior year \$.....0 current year \$.....0.
Includes Group Credit Life Insurance Loans less than or equal to 60 months at issue, prior year \$.....0 current year \$.....0.
Loans greater than 60 months at issue BUT NOT GREATER THAN 120 MONTHS, prior year \$.....0 current year \$.....0.

ACCIDENT AND HEALTH INSURANCE

	1	2	3	4	5
	Direct Premiums	Direct Premiums Earned	Dividends Paid Or Credited on Direct Business	Direct Losses Paid	Direct Losses Incurred
24. Group policies (b).....					
24.1 Federal Employee Health Benefits Plan premium (b).....					
24.2 Credit (group and individual).....					
24.3 Collectively renewable policies (b).....					
24.4 Medicare Title XVIII exempt from state taxes or fees.....					
Other Individual Policies:					
25.1 Non-cancelable (b).....					
25.2 Guaranteed renewable (b).....					
25.3 Non-renewable for stated reasons only (b).....					
25.4 Other accident only.....					
25.5 All other (b).....					
25.6 Totals (Sum of Lines 25.1 to 25.5).....	0	0	0	0	0
26. Totals (Lines 24 + 24.1 + 24.2 + 24.3 + 24.4 + 25.6).....	0	0	0	0	0

(b) For health business on indicated lines report: Number of persons insured under PPO managed products.....0 and number of persons insured under indemnity only products.....0.



DIRECT BUSINESS IN THE STATE OF SOUTH DAKOTA DURING THE YEAR

NAIC Group Code....0140

NAIC Company Code....92657

LIFE INSURANCE

	1	2	3	4	5
	Ordinary	Credit Life (Group and Individual)	Group	Industrial	Total
DIRECT PREMIUMS AND ANNUITY CONSIDERATIONS					
1. Life insurance.....	2,923,234				2,923,234
2. Annuity considerations.....					0
3. Deposit-type contract funds.....		XXX		XXX	0
4. Other considerations.....	9,782,719				9,782,719
5. Totals (Sum of Lines 1 to 4).....	12,705,953	0	0	0	12,705,953
DIRECT DIVIDENDS TO POLICYHOLDERS					
Life insurance:					
6.1 Paid in cash or left on deposit.....	2,507				2,507
6.2 Applied to pay renewal premiums.....	1,279				1,279
6.3 Applied to provide paid-up additions or shorten the endowment or premium-paying period.....	244				244
6.4 Other.....					0
6.5 Totals (Sum of Lines 6.1 to 6.4).....	4,030	0	0	0	4,030
Annuities:					
7.1 Paid in cash or left on deposit.....					0
7.2 Applied to provide paid-up annuities.....					0
7.3 Other.....					0
7.4 Totals (Sum of Lines 7.1 to 7.3).....	0	0	0	0	0
8. Grand Totals (Lines 6.5 + 7.4).....	4,030	0	0	0	4,030
DIRECT CLAIMS AND BENEFITS PAID					
9. Death benefits.....	313,899				313,899
10. Matured endowments.....					0
11. Annuity benefits.....	142,246		4,479		146,725
12. Surrender values and withdrawals for life contracts.....	960,175		46,498		1,006,673
13. Aggregate write-ins for miscellaneous direct claims and benefits paid.....	0	0	0	0	0
14. All other benefits, except accident and health.....					0
15. Totals.....	1,416,320	0	50,977	0	1,467,297

DETAILS OF WRITE-INS					
1301.					0
1302.					0
1303.					0
1398. Summary of remaining write-ins for Line 13 from overflow page.....	0	0	0	0	0
1399. Total (Lines 1301 through 1303 plus 1398)(Line 13 above).....	0	0	0	0	0

	Ordinary		Credit Life (Group and Individual)		Group		Industrial		Total	
	1	2	3	4	5	6	7	8	9	10
	No.	Amount	No. of Ind. Pols. & Gr. Certifs.	Amount	No. of Certifs.	Amount	No.	Amount	No.	Amount
DIRECT DEATH BENEFITS AND MATURED ENDOWMENTS INCURRED										
16. Unpaid December 31, prior year.....									0	0
17. Incurred during current year.....	3	313,899							3	313,899
Settled during current year:										
18.1 By payment in full.....	3	313,899							3	313,899
18.2 By payment on compromised claims.....									0	0
18.3 Totals paid.....	3	313,899	0	0	0	0	0	0	3	313,899
18.4 Reduction by compromise.....									0	0
18.5 Amount rejected.....									0	0
18.6 Total settlements.....	3	313,899	0	0	0	0	0	0	3	313,899
19. Unpaid Dec. 31, current year (Lines 16 + 17 - 18.6).....	0	0	0	0	0	0	0	0	0	0
POLICY EXHIBIT					No. of Pol.					
20. In force December 31, prior year.....	836	525,225,832	(a)						836	525,225,832
21. Issued during year.....	106	32,602,604							106	32,602,604
22. Other changes to in force (Net).....	(47)	(20,577,949)							(47)	(20,577,949)
23. In force December 31 of current year.....	895	537,250,487	0	0	0	0	0	0	895	537,250,487

(a) Includes Individual Credit Life Insurance, prior year \$.....0 current year \$.....0.
Includes Group Credit Life Insurance Loans less than or equal to 60 months at issue, prior year \$.....0 current year \$.....0.
Loans greater than 60 months at issue BUT NOT GREATER THAN 120 MONTHS, prior year \$.....0 current year \$.....0.

ACCIDENT AND HEALTH INSURANCE

	1	2	3	4	5
	Direct Premiums	Direct Premiums Earned	Dividends Paid Or Credited on Direct Business	Direct Losses Paid	Direct Losses Incurred
24. Group policies (b).....					
24.1 Federal Employee Health Benefits Plan premium (b).....					
24.2 Credit (group and individual).....					
24.3 Collectively renewable policies (b).....					
24.4 Medicare Title XVIII exempt from state taxes or fees.....					
Other Individual Policies:					
25.1 Non-cancelable (b).....					
25.2 Guaranteed renewable (b).....					
25.3 Non-renewable for stated reasons only (b).....					
25.4 Other accident only.....					
25.5 All other (b).....					
25.6 Totals (Sum of Lines 25.1 to 25.5).....	0	0	0	0	0
26. Totals (Lines 24 + 24.1 + 24.2 + 24.3 + 24.4 + 25.6).....	0	0	0	0	0

(b) For health business on indicated lines report: Number of persons insured under PPO managed products.....0 and number of persons insured under indemnity only products.....0.

NATIONWIDE LIFE AND ANNUITY INSURANCE COMPANY



DIRECT BUSINESS IN THE STATE OF TENNESSEE DURING THE YEAR

NAIC Group Code....0140

NAIC Company Code....92657

LIFE INSURANCE

	1	2	3	4	5
	Ordinary	Credit Life (Group and Individual)	Group	Industrial	Total
DIRECT PREMIUMS AND ANNUITY CONSIDERATIONS					
1. Life insurance.....	18,654,590				18,654,590
2. Annuity considerations.....	128,139				128,139
3. Deposit-type contract funds.....		XXX		XXX	0
4. Other considerations.....	100,230,221		16,789		100,247,010
5. Totals (Sum of Lines 1 to 4).....	119,012,950	0	16,789	0	119,029,739
DIRECT DIVIDENDS TO POLICYHOLDERS					
Life insurance:					
6.1 Paid in cash or left on deposit.....	5,741				5,741
6.2 Applied to pay renewal premiums.....	21,358				21,358
6.3 Applied to provide paid-up additions or shorten the endowment or premium-paying period.....	44,880				44,880
6.4 Other.....					0
6.5 Totals (Sum of Lines 6.1 to 6.4).....	71,979	0	0	0	71,979
Annuities:					
7.1 Paid in cash or left on deposit.....					0
7.2 Applied to provide paid-up annuities.....					0
7.3 Other.....					0
7.4 Totals (Sum of Lines 7.1 to 7.3).....	0	0	0	0	0
8. Grand Totals (Lines 6.5 + 7.4).....	71,979	0	0	0	71,979
DIRECT CLAIMS AND BENEFITS PAID					
9. Death benefits.....	4,720,738				4,720,738
10. Matured endowments.....					0
11. Annuity benefits.....	5,195,608		995		5,196,603
12. Surrender values and withdrawals for life contracts.....	45,713,421		103,734		45,817,155
13. Aggregate write-ins for miscellaneous direct claims and benefits paid.....	0	0	0	0	0
14. All other benefits, except accident and health.....	5,819				5,819
15. Totals.....	55,635,586	0	104,729	0	55,740,315

DETAILS OF WRITE-INS					
1301.					0
1302.					0
1303.					0
1398. Summary of remaining write-ins for Line 13 from overflow page.....	0	0	0	0	0
1399. Total (Lines 1301 through 1303 plus 1398)(Line 13 above).....	0	0	0	0	0

	Ordinary		Credit Life (Group and Individual)		Group		Industrial		Total	
	1	2	3	4	5	6	7	8	9	10
	No.	Amount	No. of Ind. Pols. & Gr. Certifs.	Amount	No. of Certifs.	Amount	No.	Amount	No.	Amount
DIRECT DEATH BENEFITS AND MATURED ENDOWMENTS INCURRED										
16. Unpaid December 31, prior year.....	4	831,617							4	831,617
17. Incurred during current year.....	34	4,186,738							34	4,186,738
Settled during current year:										
18.1 By payment in full.....	33	4,953,980							33	4,953,980
18.2 By payment on compromised claims.....									0	0
18.3 Totals paid.....	33	4,953,980	0	0	0	0	0	0	33	4,953,980
18.4 Reduction by compromise.....									0	0
18.5 Amount rejected.....									0	0
18.6 Total settlements.....	33	4,953,980	0	0	0	0	0	0	33	4,953,980
19. Unpaid Dec. 31, current year (Lines 16 + 17 - 18.6).....	5	64,375	0	0	0	0	0	0	5	64,375
POLICY EXHIBIT					No. of Pol.					
20. In force December 31, prior year.....	10,412	2,830,720,819		(a).....					10,412	2,830,720,819
21. Issued during year.....	1,091	409,229,063							1,091	409,229,063
22. Other changes to in force (Net).....	(767)	(147,350,873)							(767)	(147,350,873)
23. In force December 31 of current year.....	10,736	3,092,599,009	0	(a).....0	0	0	0	0	10,736	3,092,599,009

(a) Includes Individual Credit Life Insurance, prior year \$.....0 current year \$.....0.
Includes Group Credit Life Insurance Loans less than or equal to 60 months at issue, prior year \$.....0 current year \$.....0.
Loans greater than 60 months at issue BUT NOT GREATER THAN 120 MONTHS, prior year \$.....0 current year \$.....0.

ACCIDENT AND HEALTH INSURANCE

	1	2	3	4	5
	Direct Premiums	Direct Premiums Earned	Dividends Paid Or Credited on Direct Business	Direct Losses Paid	Direct Losses Incurred
24. Group policies (b).....					
24.1 Federal Employee Health Benefits Plan premium (b).....					
24.2 Credit (group and individual).....					
24.3 Collectively renewable policies (b).....					
24.4 Medicare Title XVIII exempt from state taxes or fees.....					
Other Individual Policies:					
25.1 Non-cancelable (b).....					
25.2 Guaranteed renewable (b).....					
25.3 Non-renewable for stated reasons only (b).....					
25.4 Other accident only.....					
25.5 All other (b).....					
25.6 Totals (Sum of Lines 25.1 to 25.5).....	0	0	0	0	0
26. Totals (Lines 24 + 24.1 + 24.2 + 24.3 + 24.4 + 25.6).....	0	0	0	0	0

(b) For health business on indicated lines report: Number of persons insured under PPO managed products.....0 and number of persons insured under indemnity only products.....0.

NATIONWIDE LIFE AND ANNUITY INSURANCE COMPANY



DIRECT BUSINESS IN THE STATE OF TEXAS DURING THE YEAR

NAIC Group Code....0140

NAIC Company Code....92657

LIFE INSURANCE

	1	2	3	4	5
	Ordinary	Credit Life (Group and Individual)	Group	Industrial	Total
DIRECT PREMIUMS AND ANNUITY CONSIDERATIONS					
1. Life insurance.....	98,103,807				98,103,807
2. Annuity considerations.....	63,669				63,669
3. Deposit-type contract funds.....		XXX		XXX	0
4. Other considerations.....	289,959,873		31,991		289,991,864
5. Totals (Sum of Lines 1 to 4).....	388,127,349	0	31,991	0	388,159,340
DIRECT DIVIDENDS TO POLICYHOLDERS					
Life insurance:					
6.1 Paid in cash or left on deposit.....	13,101				13,101
6.2 Applied to pay renewal premiums.....	725				725
6.3 Applied to provide paid-up additions or shorten the endowment or premium-paying period.....	23,837				23,837
6.4 Other.....					0
6.5 Totals (Sum of Lines 6.1 to 6.4).....	37,663	0	0	0	37,663
Annuities:					
7.1 Paid in cash or left on deposit.....					0
7.2 Applied to provide paid-up annuities.....					0
7.3 Other.....					0
7.4 Totals (Sum of Lines 7.1 to 7.3).....	0	0	0	0	0
8. Grand Totals (Lines 6.5 + 7.4).....	37,663	0	0	0	37,663
DIRECT CLAIMS AND BENEFITS PAID					
9. Death benefits.....	17,226,389				17,226,389
10. Matured endowments.....					0
11. Annuity benefits.....	6,731,490		54,655		6,786,145
12. Surrender values and withdrawals for life contracts.....	43,057,324		17,927		43,075,251
13. Aggregate write-ins for miscellaneous direct claims and benefits paid.....	0	0	0	0	0
14. All other benefits, except accident and health.....	5,106				5,106
15. Totals.....	67,020,309	0	72,582	0	67,092,891

DETAILS OF WRITE-INS					
1301.					0
1302.					0
1303.					0
1398. Summary of remaining write-ins for Line 13 from overflow page.....	0	0	0	0	0
1399. Total (Lines 1301 through 1303 plus 1398)(Line 13 above).....	0	0	0	0	0

	Ordinary		Credit Life (Group and Individual)		Group		Industrial		Total	
	1	2	3	4	5	6	7	8	9	10
	No.	Amount	No. of Ind. Pols. & Gr. Certifs.	Amount	No. of Certifs.	Amount	No.	Amount	No.	Amount
DIRECT DEATH BENEFITS AND MATURED ENDOWMENTS INCURRED										
16. Unpaid December 31, prior year.....	5	1,024,539							5	1,024,539
17. Incurred during current year.....	61	16,875,024							61	16,875,024
Settled during current year:										
18.1 By payment in full.....	55	16,357,900							55	16,357,900
18.2 By payment on compromised claims.....									0	0
18.3 Totals paid.....	55	16,357,900	0	0	0	0	0	0	55	16,357,900
18.4 Reduction by compromise.....									0	0
18.5 Amount rejected.....									0	0
18.6 Total settlements.....	55	16,357,900	0	0	0	0	0	0	55	16,357,900
19. Unpaid Dec. 31, current year (Lines 16 + 17 - 18.6).....	11	1,541,663	0	0	0	0	0	0	11	1,541,663
POLICY EXHIBIT					No. of Pol.					
20. In force December 31, prior year.....	26,227	10,430,531,337		(a).....					26,227	10,430,531,337
21. Issued during year.....	3,576	1,523,727,391							3,576	1,523,727,391
22. Other changes to in force (Net).....	(1,905)	(482,066,058)							(1,905)	(482,066,058)
23. In force December 31 of current year.....	27,898	11,472,192,670	0	(a).....0	0	0	0	0	27,898	11,472,192,670

(a) Includes Individual Credit Life Insurance, prior year \$.....0 current year \$.....0.
Includes Group Credit Life Insurance Loans less than or equal to 60 months at issue, prior year \$.....0 current year \$.....0.
Loans greater than 60 months at issue BUT NOT GREATER THAN 120 MONTHS, prior year \$.....0 current year \$.....0.

ACCIDENT AND HEALTH INSURANCE

	1	2	3	4	5
	Direct Premiums	Direct Premiums Earned	Dividends Paid Or Credited on Direct Business	Direct Losses Paid	Direct Losses Incurred
24. Group policies (b).....					
24.1 Federal Employee Health Benefits Plan premium (b).....					
24.2 Credit (group and individual).....					
24.3 Collectively renewable policies (b).....					
24.4 Medicare Title XVIII exempt from state taxes or fees.....					
Other Individual Policies:					
25.1 Non-cancelable (b).....					
25.2 Guaranteed renewable (b).....					
25.3 Non-renewable for stated reasons only (b).....					
25.4 Other accident only.....					
25.5 All other (b).....					
25.6 Totals (Sum of Lines 25.1 to 25.5).....	0	0	0	0	0
26. Totals (Lines 24 + 24.1 + 24.2 + 24.3 + 24.4 + 25.6).....	0	0	0	0	0

(b) For health business on indicated lines report: Number of persons insured under PPO managed products.....0 and number of persons insured under indemnity only products.....0.

NATIONWIDE LIFE AND ANNUITY INSURANCE COMPANY



DIRECT BUSINESS IN THE STATE OF UTAH DURING THE YEAR

NAIC Group Code....0140

NAIC Company Code....92657

LIFE INSURANCE

	1	2	3	4	5
	Ordinary	Credit Life (Group and Individual)	Group	Industrial	Total
DIRECT PREMIUMS AND ANNUITY CONSIDERATIONS					
1. Life insurance.....	17,714,356				17,714,356
2. Annuity considerations.....					0
3. Deposit-type contract funds.....		XXX		XXX	0
4. Other considerations.....	63,986,004				63,986,004
5. Totals (Sum of Lines 1 to 4).....	81,700,360	0	0	0	81,700,360
DIRECT DIVIDENDS TO POLICYHOLDERS					
Life insurance:					
6.1 Paid in cash or left on deposit.....					0
6.2 Applied to pay renewal premiums.....	158				158
6.3 Applied to provide paid-up additions or shorten the endowment or premium-paying period.....	959				959
6.4 Other.....					0
6.5 Totals (Sum of Lines 6.1 to 6.4).....	1,117	0	0	0	1,117
Annuities:					
7.1 Paid in cash or left on deposit.....					0
7.2 Applied to provide paid-up annuities.....					0
7.3 Other.....					0
7.4 Totals (Sum of Lines 7.1 to 7.3).....	0	0	0	0	0
8. Grand Totals (Lines 6.5 + 7.4).....	1,117	0	0	0	1,117
DIRECT CLAIMS AND BENEFITS PAID					
9. Death benefits.....	412,148				412,148
10. Matured endowments.....					0
11. Annuity benefits.....	632,808				632,808
12. Surrender values and withdrawals for life contracts.....	4,287,433				4,287,433
13. Aggregate write-ins for miscellaneous direct claims and benefits paid.....	0	0	0	0	0
14. All other benefits, except accident and health.....					0
15. Totals.....	5,332,389	0	0	0	5,332,389

DETAILS OF WRITE-INS					
1301.					0
1302.					0
1303.					0
1398. Summary of remaining write-ins for Line 13 from overflow page.....	0	0	0	0	0
1399. Total (Lines 1301 through 1303 plus 1398)(Line 13 above).....	0	0	0	0	0

	Ordinary		Credit Life (Group and Individual)		Group		Industrial		Total	
	1	2	3	4	5	6	7	8	9	10
	No.	Amount	No. of Ind. Pols. & Gr. Certifs.	Amount	No. of Certifs.	Amount	No.	Amount	No.	Amount
DIRECT DEATH BENEFITS AND MATURED ENDOWMENTS INCURRED										
16. Unpaid December 31, prior year.....									0	0
17. Incurred during current year.....	4	862,148							4	862,148
Settled during current year:										
18.1 By payment in full.....	1	194,263							1	194,263
18.2 By payment on compromised claims.....									0	0
18.3 Totals paid.....	1	194,263	0	0	0	0	0	0	1	194,263
18.4 Reduction by compromise.....									0	0
18.5 Amount rejected.....									0	0
18.6 Total settlements.....	1	194,263	0	0	0	0	0	0	1	194,263
19. Unpaid Dec. 31, current year (Lines 16 + 17 - 18.6).....	3	667,885	0	0	0	0	0	0	3	667,885
POLICY EXHIBIT					No. of Pol.					
20. In force December 31, prior year.....	1,962	1,002,739,267		(a).....					1,962	1,002,739,267
21. Issued during year.....	219	176,749,551							219	176,749,551
22. Other changes to in force (Net).....	(149)	(36,900,389)							(149)	(36,900,389)
23. In force December 31 of current year.....	2,032	1,142,588,429	0	(a).....0	0	0	0	0	2,032	1,142,588,429

(a) Includes Individual Credit Life Insurance, prior year \$.....0 current year \$.....0.
Includes Group Credit Life Insurance Loans less than or equal to 60 months at issue, prior year \$.....0 current year \$.....0.
Loans greater than 60 months at issue BUT NOT GREATER THAN 120 MONTHS, prior year \$.....0 current year \$.....0.

ACCIDENT AND HEALTH INSURANCE

	1	2	3	4	5
	Direct Premiums	Direct Premiums Earned	Dividends Paid Or Credited on Direct Business	Direct Losses Paid	Direct Losses Incurred
24. Group policies (b).....					
24.1 Federal Employee Health Benefits Plan premium (b).....					
24.2 Credit (group and individual).....					
24.3 Collectively renewable policies (b).....					
24.4 Medicare Title XVIII exempt from state taxes or fees.....					
Other Individual Policies:					
25.1 Non-cancelable (b).....					
25.2 Guaranteed renewable (b).....					
25.3 Non-renewable for stated reasons only (b).....					
25.4 Other accident only.....					
25.5 All other (b).....					
25.6 Totals (Sum of Lines 25.1 to 25.5).....	0	0	0	0	0
26. Totals (Lines 24 + 24.1 + 24.2 + 24.3 + 24.4 + 25.6).....	0	0	0	0	0

(b) For health business on indicated lines report: Number of persons insured under PPO managed products.....0 and number of persons insured under indemnity only products.....0.

NATIONWIDE LIFE AND ANNUITY INSURANCE COMPANY



DIRECT BUSINESS IN THE STATE OF VIRGINIA DURING THE YEAR

NAIC Group Code....0140

NAIC Company Code....92657

LIFE INSURANCE

	1	2	3	4	5
	Ordinary	Credit Life (Group and Individual)	Group	Industrial	Total
DIRECT PREMIUMS AND ANNUITY CONSIDERATIONS					
1. Life insurance.....	44,716,068				44,716,068
2. Annuity considerations.....					0
3. Deposit-type contract funds.....		XXX		XXX	0
4. Other considerations.....	141,758,155				141,758,155
5. Totals (Sum of Lines 1 to 4).....	186,474,223	0	0	0	186,474,223
DIRECT DIVIDENDS TO POLICYHOLDERS					
Life insurance:					
6.1 Paid in cash or left on deposit.....					0
6.2 Applied to pay renewal premiums.....	3,927				3,927
6.3 Applied to provide paid-up additions or shorten the endowment or premium-paying period.....	12,386				12,386
6.4 Other.....					0
6.5 Totals (Sum of Lines 6.1 to 6.4).....	16,313	0	0	0	16,313
Annuities:					
7.1 Paid in cash or left on deposit.....					0
7.2 Applied to provide paid-up annuities.....					0
7.3 Other.....					0
7.4 Totals (Sum of Lines 7.1 to 7.3).....	0	0	0	0	0
8. Grand Totals (Lines 6.5 + 7.4).....	16,313	0	0	0	16,313
DIRECT CLAIMS AND BENEFITS PAID					
9. Death benefits.....	6,956,017				6,956,017
10. Matured endowments.....					0
11. Annuity benefits.....	3,332,096				3,332,096
12. Surrender values and withdrawals for life contracts.....	9,535,136		112,296		9,647,432
13. Aggregate write-ins for miscellaneous direct claims and benefits paid.....	0	0	0	0	0
14. All other benefits, except accident and health.....	16,925				16,925
15. Totals.....	19,840,174	0	112,296	0	19,952,470

DETAILS OF WRITE-INS					
1301.					0
1302.					0
1303.					0
1398. Summary of remaining write-ins for Line 13 from overflow page.....	0	0	0	0	0
1399. Total (Lines 1301 through 1303 plus 1398)(Line 13 above).....	0	0	0	0	0

	Ordinary		Credit Life (Group and Individual)		Group		Industrial		Total	
	1	2	3	4	5	6	7	8	9	10
	No.	Amount	No. of Ind. Pols. & Gr. Certifs.	Amount	No. of Certifs.	Amount	No.	Amount	No.	Amount
DIRECT DEATH BENEFITS AND MATURED ENDOWMENTS INCURRED										
16. Unpaid December 31, prior year.....	14	1,082,568							14	1,082,568
17. Incurred during current year.....	73	6,726,017							73	6,726,017
Settled during current year:										
18.1 By payment in full.....	72	6,574,175							72	6,574,175
18.2 By payment on compromised claims.....									0	0
18.3 Totals paid.....	72	6,574,175	0	0	0	0	0	0	72	6,574,175
18.4 Reduction by compromise.....									0	0
18.5 Amount rejected.....									0	0
18.6 Total settlements.....	72	6,574,175	0	0	0	0	0	0	72	6,574,175
19. Unpaid Dec. 31, current year (Lines 16 + 17 - 18.6).....	15	1,234,410	0	0	0	0	0	0	15	1,234,410
POLICY EXHIBIT					No. of Pol.					
20. In force December 31, prior year.....	23,044	5,877,448,221		(a).....					23,044	5,877,448,221
21. Issued during year.....	2,136	612,663,881							2,136	612,663,881
22. Other changes to in force (Net).....	(1,519)	(253,686,901)							(1,519)	(253,686,901)
23. In force December 31 of current year.....	23,661	6,236,425,201	0	(a).....0	0	0	0	0	23,661	6,236,425,201

(a) Includes Individual Credit Life Insurance, prior year \$.....0 current year \$.....0.
Includes Group Credit Life Insurance Loans less than or equal to 60 months at issue, prior year \$.....0 current year \$.....0.
Loans greater than 60 months at issue BUT NOT GREATER THAN 120 MONTHS, prior year \$.....0 current year \$.....0.

ACCIDENT AND HEALTH INSURANCE

	1	2	3	4	5
	Direct Premiums	Direct Premiums Earned	Dividends Paid Or Credited on Direct Business	Direct Losses Paid	Direct Losses Incurred
24. Group policies (b).....	50	50			
24.1 Federal Employee Health Benefits Plan premium (b).....					
24.2 Credit (group and individual).....					
24.3 Collectively renewable policies (b).....					
24.4 Medicare Title XVIII exempt from state taxes or fees.....					
Other Individual Policies:					
25.1 Non-cancelable (b).....					
25.2 Guaranteed renewable (b).....					
25.3 Non-renewable for stated reasons only (b).....					
25.4 Other accident only.....					
25.5 All other (b).....					
25.6 Totals (Sum of Lines 25.1 to 25.5).....	0	0	0	0	0
26. Totals (Lines 24 + 24.1 + 24.2 + 24.3 + 24.4 + 25.6).....	50	50	0	0	0

(b) For health business on indicated lines report: Number of persons insured under PPO managed products.....0 and number of persons insured under indemnity only products.....0.



DIRECT BUSINESS IN U.S. VIRGIN ISLANDS DURING THE YEAR

NAIC Group Code....0140

NAIC Company Code....92657

LIFE INSURANCE

	1	2	3	4	5
	Ordinary	Credit Life (Group and Individual)	Group	Industrial	Total
DIRECT PREMIUMS AND ANNUITY CONSIDERATIONS					
1. Life insurance.....	3,438				3,438
2. Annuity considerations.....					0
3. Deposit-type contract funds.....		XXX		XXX	0
4. Other considerations.....	52,958				52,958
5. Totals (Sum of Lines 1 to 4).....	56,396	0	0	0	56,396
DIRECT DIVIDENDS TO POLICYHOLDERS					
Life insurance:					
6.1 Paid in cash or left on deposit.....					0
6.2 Applied to pay renewal premiums.....					0
6.3 Applied to provide paid-up additions or shorten the endowment or premium-paying period.....					0
6.4 Other.....					0
6.5 Totals (Sum of Lines 6.1 to 6.4).....	0	0	0	0	0
Annuities:					
7.1 Paid in cash or left on deposit.....					0
7.2 Applied to provide paid-up annuities.....					0
7.3 Other.....					0
7.4 Totals (Sum of Lines 7.1 to 7.3).....	0	0	0	0	0
8. Grand Totals (Lines 6.5 + 7.4).....	0	0	0	0	0
DIRECT CLAIMS AND BENEFITS PAID					
9. Death benefits.....					0
10. Matured endowments.....					0
11. Annuity benefits.....	1,596				1,596
12. Surrender values and withdrawals for life contracts.....	253				253
13. Aggregate write-ins for miscellaneous direct claims and benefits paid.....	0	0	0	0	0
14. All other benefits, except accident and health.....					0
15. Totals.....	1,849	0	0	0	1,849

DETAILS OF WRITE-INS					
1301.					0
1302.					0
1303.					0
1398. Summary of remaining write-ins for Line 13 from overflow page.....	0	0	0	0	0
1399. Total (Lines 1301 through 1303 plus 1398)(Line 13 above).....	0	0	0	0	0

	Ordinary		Credit Life (Group and Individual)		Group		Industrial		Total	
	1	2	3	4	5	6	7	8	9	10
	No.	Amount	No. of Ind. Pols. & Gr. Certifs.	Amount	No. of Certifs.	Amount	No.	Amount	No.	Amount
DIRECT DEATH BENEFITS AND MATURED ENDOWMENTS INCURRED										
16. Unpaid December 31, prior year.....									0	0
17. Incurred during current year.....									0	0
Settled during current year:										
18.1 By payment in full.....									0	0
18.2 By payment on compromised claims.....									0	0
18.3 Totals paid.....	0	0	0	0	0	0	0	0	0	0
18.4 Reduction by compromise.....									0	0
18.5 Amount rejected.....									0	0
18.6 Total settlements.....	0	0	0	0	0	0	0	0	0	0
19. Unpaid Dec. 31, current year (Lines 16 + 17 - 18.6).....	0	0	0	0	0	0	0	0	0	0
POLICY EXHIBIT					No. of Pol.					
20. In force December 31, prior year.....	14	20,490,626		(a).....					14	20,490,626
21. Issued during year.....	1	126,128							1	126,128
22. Other changes to in force (Net).....	(2)	(14,937,207)							(2)	(14,937,207)
23. In force December 31 of current year.....	13	5,679,547	0	(a).....0	0	0	0	0	13	5,679,547

(a) Includes Individual Credit Life Insurance, prior year \$.....0 current year \$.....0.
Includes Group Credit Life Insurance Loans less than or equal to 60 months at issue, prior year \$.....0 current year \$.....0.
Loans greater than 60 months at issue BUT NOT GREATER THAN 120 MONTHS, prior year \$.....0 current year \$.....0.

ACCIDENT AND HEALTH INSURANCE

	1	2	3	4	5
	Direct Premiums	Direct Premiums Earned	Dividends Paid Or Credited on Direct Business	Direct Losses Paid	Direct Losses Incurred
24. Group policies (b).....					
24.1 Federal Employee Health Benefits Plan premium (b).....					
24.2 Credit (group and individual).....					
24.3 Collectively renewable policies (b).....					
24.4 Medicare Title XVIII exempt from state taxes or fees.....					
Other Individual Policies:					
25.1 Non-cancelable (b).....					
25.2 Guaranteed renewable (b).....					
25.3 Non-renewable for stated reasons only (b).....					
25.4 Other accident only.....					
25.5 All other (b).....					
25.6 Totals (Sum of Lines 25.1 to 25.5).....	0	0	0	0	0
26. Totals (Lines 24 + 24.1 + 24.2 + 24.3 + 24.4 + 25.6).....	0	0	0	0	0

(b) For health business on indicated lines report: Number of persons insured under PPO managed products....0 and number of persons insured under indemnity only products....0.

NATIONWIDE LIFE AND ANNUITY INSURANCE COMPANY



DIRECT BUSINESS IN THE STATE OF VERMONT DURING THE YEAR

NAIC Group Code....0140

NAIC Company Code....92657

LIFE INSURANCE

	1	2	3	4	5
	Ordinary	Credit Life (Group and Individual)	Group	Industrial	Total
DIRECT PREMIUMS AND ANNUITY CONSIDERATIONS					
1. Life insurance.....	1,621,444				1,621,444
2. Annuity considerations.....					0
3. Deposit-type contract funds.....		XXX		XXX	0
4. Other considerations.....	5,872,284				5,872,284
5. Totals (Sum of Lines 1 to 4).....	7,493,728	0	0	0	7,493,728
DIRECT DIVIDENDS TO POLICYHOLDERS					
Life insurance:					
6.1 Paid in cash or left on deposit.....					0
6.2 Applied to pay renewal premiums.....					0
6.3 Applied to provide paid-up additions or shorten the endowment or premium-paying period.....					0
6.4 Other.....					0
6.5 Totals (Sum of Lines 6.1 to 6.4).....	0	0	0	0	0
Annuities:					
7.1 Paid in cash or left on deposit.....					0
7.2 Applied to provide paid-up annuities.....					0
7.3 Other.....					0
7.4 Totals (Sum of Lines 7.1 to 7.3).....	0	0	0	0	0
8. Grand Totals (Lines 6.5 + 7.4).....	0	0	0	0	0
DIRECT CLAIMS AND BENEFITS PAID					
9. Death benefits.....	253,000				253,000
10. Matured endowments.....					0
11. Annuity benefits.....	221,828				221,828
12. Surrender values and withdrawals for life contracts.....	232,123		15,242		247,365
13. Aggregate write-ins for miscellaneous direct claims and benefits paid.....	0	0	0	0	0
14. All other benefits, except accident and health.....					0
15. Totals.....	706,951	0	15,242	0	722,193

DETAILS OF WRITE-INS					
1301.					0
1302.					0
1303.					0
1398. Summary of remaining write-ins for Line 13 from overflow page.....	0	0	0	0	0
1399. Total (Lines 1301 through 1303 plus 1398)(Line 13 above).....	0	0	0	0	0

	Ordinary		Credit Life (Group and Individual)		Group		Industrial		Total	
	1	2	3	4	5	6	7	8	9	10
	No.	Amount	No. of Ind. Pols. & Gr. Certifs.	Amount	No. of Certifs.	Amount	No.	Amount	No.	Amount
DIRECT DEATH BENEFITS AND MATURED ENDOWMENTS INCURRED										
16. Unpaid December 31, prior year.....									0	0
17. Incurred during current year.....	4	253,000							4	253,000
Settled during current year:										
18.1 By payment in full.....	3	245,000							3	245,000
18.2 By payment on compromised claims.....									0	0
18.3 Totals paid.....	3	245,000	0	0	0	0	0	0	3	245,000
18.4 Reduction by compromise.....									0	0
18.5 Amount rejected.....									0	0
18.6 Total settlements.....	3	245,000	0	0	0	0	0	0	3	245,000
19. Unpaid Dec. 31, current year (Lines 16 + 17 - 18.6).....	1	8,000	0	0	0	0	0	0	1	8,000
POLICY EXHIBIT					No. of Pol.					
20. In force December 31, prior year.....	1,017	222,968,028		(a).....					1,017	222,968,028
21. Issued during year.....	73	25,962,405							73	25,962,405
22. Other changes to in force (Net).....	(52)	(17,536,468)							(52)	(17,536,468)
23. In force December 31 of current year.....	1,038	231,393,965	0	(a).....0	0	0	0	0	1,038	231,393,965

(a) Includes Individual Credit Life Insurance, prior year \$.....0 current year \$.....0.
Includes Group Credit Life Insurance Loans less than or equal to 60 months at issue, prior year \$.....0 current year \$.....0.
Loans greater than 60 months at issue BUT NOT GREATER THAN 120 MONTHS, prior year \$.....0 current year \$.....0.

ACCIDENT AND HEALTH INSURANCE

	1	2	3	4	5
	Direct Premiums	Direct Premiums Earned	Dividends Paid Or Credited on Direct Business	Direct Losses Paid	Direct Losses Incurred
24. Group policies (b).....					
24.1 Federal Employee Health Benefits Plan premium (b).....					
24.2 Credit (group and individual).....					
24.3 Collectively renewable policies (b).....					
24.4 Medicare Title XVIII exempt from state taxes or fees.....					
Other Individual Policies:					
25.1 Non-cancelable (b).....					
25.2 Guaranteed renewable (b).....					
25.3 Non-renewable for stated reasons only (b).....					
25.4 Other accident only.....					
25.5 All other (b).....					
25.6 Totals (Sum of Lines 25.1 to 25.5).....	0	0	0	0	0
26. Totals (Lines 24 + 24.1 + 24.2 + 24.3 + 24.4 + 25.6).....	0	0	0	0	0

(b) For health business on indicated lines report: Number of persons insured under PPO managed products.....0 and number of persons insured under indemnity only products.....0.

NATIONWIDE LIFE AND ANNUITY INSURANCE COMPANY



DIRECT BUSINESS IN THE STATE OF WASHINGTON DURING THE YEAR

NAIC Group Code....0140

NAIC Company Code....92657

LIFE INSURANCE

	1	2	3	4	5
	Ordinary	Credit Life (Group and Individual)	Group	Industrial	Total
DIRECT PREMIUMS AND ANNUITY CONSIDERATIONS					
1. Life insurance.....	24,233,606				24,233,606
2. Annuity considerations.....					0
3. Deposit-type contract funds.....		XXX		XXX	0
4. Other considerations.....	71,307,730				71,307,730
5. Totals (Sum of Lines 1 to 4).....	95,541,336	0	0	0	95,541,336
DIRECT DIVIDENDS TO POLICYHOLDERS					
Life insurance:					
6.1 Paid in cash or left on deposit.....	1,095				1,095
6.2 Applied to pay renewal premiums.....	14,254				14,254
6.3 Applied to provide paid-up additions or shorten the endowment or premium-paying period.....	68,029				68,029
6.4 Other.....					0
6.5 Totals (Sum of Lines 6.1 to 6.4).....	83,378	0	0	0	83,378
Annuities:					
7.1 Paid in cash or left on deposit.....					0
7.2 Applied to provide paid-up annuities.....					0
7.3 Other.....					0
7.4 Totals (Sum of Lines 7.1 to 7.3).....	0	0	0	0	0
8. Grand Totals (Lines 6.5 + 7.4).....	83,378	0	0	0	83,378
DIRECT CLAIMS AND BENEFITS PAID					
9. Death benefits.....	3,366,392				3,366,392
10. Matured endowments.....					0
11. Annuity benefits.....	2,323,587		258,583		2,582,170
12. Surrender values and withdrawals for life contracts.....	12,034,288		240,288		12,274,576
13. Aggregate write-ins for miscellaneous direct claims and benefits paid.....	0	0	0	0	0
14. All other benefits, except accident and health.....	2,956				2,956
15. Totals.....	17,727,223	0	498,871	0	18,226,094

DETAILS OF WRITE-INS					
1301.					0
1302.					0
1303.					0
1398. Summary of remaining write-ins for Line 13 from overflow page.....	0	0	0	0	0
1399. Total (Lines 1301 through 1303 plus 1398)(Line 13 above).....	0	0	0	0	0

	Ordinary		Credit Life (Group and Individual)		Group		Industrial		Total	
	1	2	3	4	5	6	7	8	9	10
	No.	Amount	No. of Ind. Pols. & Gr. Certifs.	Amount	No. of Certifs.	Amount	No.	Amount	No.	Amount
DIRECT DEATH BENEFITS AND MATURED ENDOWMENTS INCURRED										
16. Unpaid December 31, prior year.....	2	2,008,128							2	2,008,128
17. Incurred during current year.....	17	3,366,392							17	3,366,392
Settled during current year:										
18.1 By payment in full.....	17	5,067,644							17	5,067,644
18.2 By payment on compromised claims.....									0	0
18.3 Totals paid.....	17	5,067,644	0	0	0	0	0	0	17	5,067,644
18.4 Reduction by compromise.....									0	0
18.5 Amount rejected.....									0	0
18.6 Total settlements.....	17	5,067,644	0	0	0	0	0	0	17	5,067,644
19. Unpaid Dec. 31, current year (Lines 16 + 17 - 18.6).....	2	306,876	0	0	0	0	0	0	2	306,876
POLICY EXHIBIT					No. of Pol.					
20. In force December 31, prior year.....	4,600	2,432,041,261		(a).....					4,600	2,432,041,261
21. Issued during year.....	702	419,581,727							702	419,581,727
22. Other changes to in force (Net).....	(257)	(128,552,060)							(257)	(128,552,060)
23. In force December 31 of current year.....	5,045	2,723,070,928	0	(a).....0	0	0	0	0	5,045	2,723,070,928

(a) Includes Individual Credit Life Insurance, prior year \$.....0 current year \$.....0.
Includes Group Credit Life Insurance Loans less than or equal to 60 months at issue, prior year \$.....0 current year \$.....0.
Loans greater than 60 months at issue BUT NOT GREATER THAN 120 MONTHS, prior year \$.....0 current year \$.....0.

ACCIDENT AND HEALTH INSURANCE

	1	2	3	4	5
	Direct Premiums	Direct Premiums Earned	Dividends Paid Or Credited on Direct Business	Direct Losses Paid	Direct Losses Incurred
24. Group policies (b).....					
24.1 Federal Employee Health Benefits Plan premium (b).....					
24.2 Credit (group and individual).....					
24.3 Collectively renewable policies (b).....					
24.4 Medicare Title XVIII exempt from state taxes or fees.....					
Other Individual Policies:					
25.1 Non-cancelable (b).....					
25.2 Guaranteed renewable (b).....					
25.3 Non-renewable for stated reasons only (b).....					
25.4 Other accident only.....					
25.5 All other (b).....					
25.6 Totals (Sum of Lines 25.1 to 25.5).....	0	0	0	0	0
26. Totals (Lines 24 + 24.1 + 24.2 + 24.3 + 24.4 + 25.6).....	0	0	0	0	0

(b) For health business on indicated lines report: Number of persons insured under PPO managed products.....0 and number of persons insured under indemnity only products.....0.



DIRECT BUSINESS IN THE STATE OF WISCONSIN DURING THE YEAR

NAIC Group Code....0140

NAIC Company Code....92657

LIFE INSURANCE

	1	2	3	4	5
	Ordinary	Credit Life (Group and Individual)	Group	Industrial	Total
DIRECT PREMIUMS AND ANNUITY CONSIDERATIONS					
1. Life insurance.....	13,055,846				13,055,846
2. Annuity considerations.....					0
3. Deposit-type contract funds.....		XXX		XXX	0
4. Other considerations.....	63,587,164				63,587,164
5. Totals (Sum of Lines 1 to 4).....	76,643,010	0	0	0	76,643,010
DIRECT DIVIDENDS TO POLICYHOLDERS					
Life insurance:					
6.1 Paid in cash or left on deposit.....					0
6.2 Applied to pay renewal premiums.....					0
6.3 Applied to provide paid-up additions or shorten the endowment or premium-paying period.....	1,947				1,947
6.4 Other.....					0
6.5 Totals (Sum of Lines 6.1 to 6.4).....	1,947	0	0	0	1,947
Annuities:					
7.1 Paid in cash or left on deposit.....					0
7.2 Applied to provide paid-up annuities.....					0
7.3 Other.....					0
7.4 Totals (Sum of Lines 7.1 to 7.3).....	0	0	0	0	0
8. Grand Totals (Lines 6.5 + 7.4).....	1,947	0	0	0	1,947
DIRECT CLAIMS AND BENEFITS PAID					
9. Death benefits.....	1,132,450				1,132,450
10. Matured endowments.....					0
11. Annuity benefits.....	2,591,787		29,135		2,620,922
12. Surrender values and withdrawals for life contracts.....	6,809,386		131,501		6,940,887
13. Aggregate write-ins for miscellaneous direct claims and benefits paid.....	0	0	0	0	0
14. All other benefits, except accident and health.....					0
15. Totals.....	10,533,623	0	160,636	0	10,694,259

DETAILS OF WRITE-INS					
1301.					0
1302.					0
1303.					0
1398. Summary of remaining write-ins for Line 13 from overflow page.....	0	0	0	0	0
1399. Total (Lines 1301 through 1303 plus 1398)(Line 13 above).....	0	0	0	0	0

	Ordinary		Credit Life (Group and Individual)		Group		Industrial		Total	
	1	2	3	4	5	6	7	8	9	10
	No.	Amount	No. of Ind. Pols. & Gr. Certifs.	Amount	No. of Certifs.	Amount	No.	Amount	No.	Amount
DIRECT DEATH BENEFITS AND MATURED ENDOWMENTS INCURRED										
16. Unpaid December 31, prior year.....	2	600,000							2	600,000
17. Incurred during current year.....	2	1,122,450							2	1,122,450
Settled during current year:										
18.1 By payment in full.....	4	1,722,450							4	1,722,450
18.2 By payment on compromised claims.....									0	0
18.3 Totals paid.....	4	1,722,450	0	0	0	0	0	0	4	1,722,450
18.4 Reduction by compromise.....									0	0
18.5 Amount rejected.....									0	0
18.6 Total settlements.....	4	1,722,450	0	0	0	0	0	0	4	1,722,450
19. Unpaid Dec. 31, current year (Lines 16 + 17 - 18.6).....	0	0	0	0	0	0	0	0	0	0
POLICY EXHIBIT					No. of Pol.					
20. In force December 31, prior year.....	1,430	962,390,226	(a)						1,430	962,390,226
21. Issued during year.....	222	153,652,200							222	153,652,200
22. Other changes to in force (Net).....	(53)	(51,564,509)							(53)	(51,564,509)
23. In force December 31 of current year.....	1,599	1,064,477,917	0	(a)	0	0	0	0	1,599	1,064,477,917

(a) Includes Individual Credit Life Insurance, prior year \$.....0 current year \$.....0.
Includes Group Credit Life Insurance Loans less than or equal to 60 months at issue, prior year \$.....0 current year \$.....0.
Loans greater than 60 months at issue BUT NOT GREATER THAN 120 MONTHS, prior year \$.....0 current year \$.....0.

ACCIDENT AND HEALTH INSURANCE

	1	2	3	4	5
	Direct Premiums	Direct Premiums Earned	Dividends Paid Or Credited on Direct Business	Direct Losses Paid	Direct Losses Incurred
24. Group policies (b).....					
24.1 Federal Employee Health Benefits Plan premium (b).....					
24.2 Credit (group and individual).....					
24.3 Collectively renewable policies (b).....					
24.4 Medicare Title XVIII exempt from state taxes or fees.....					
Other Individual Policies:					
25.1 Non-cancelable (b).....					
25.2 Guaranteed renewable (b).....					
25.3 Non-renewable for stated reasons only (b).....					
25.4 Other accident only.....					
25.5 All other (b).....					
25.6 Totals (Sum of Lines 25.1 to 25.5).....	0	0	0	0	0
26. Totals (Lines 24 + 24.1 + 24.2 + 24.3 + 24.4 + 25.6).....	0	0	0	0	0

(b) For health business on indicated lines report: Number of persons insured under PPO managed products.....0 and number of persons insured under indemnity only products.....0.

NATIONWIDE LIFE AND ANNUITY INSURANCE COMPANY



DIRECT BUSINESS IN THE STATE OF WEST VIRGINIA DURING THE YEAR

NAIC Group Code....0140

NAIC Company Code....92657

LIFE INSURANCE

	1	2	3	4	5
	Ordinary	Credit Life (Group and Individual)	Group	Industrial	Total
DIRECT PREMIUMS AND ANNUITY CONSIDERATIONS					
1. Life insurance.....	7,262,122				7,262,122
2. Annuity considerations.....					0
3. Deposit-type contract funds.....		XXX		XXX	0
4. Other considerations.....	20,901,345				20,901,345
5. Totals (Sum of Lines 1 to 4).....	28,163,467	0	0	0	28,163,467
DIRECT DIVIDENDS TO POLICYHOLDERS					
Life insurance:					
6.1 Paid in cash or left on deposit.....					0
6.2 Applied to pay renewal premiums.....					0
6.3 Applied to provide paid-up additions or shorten the endowment or premium-paying period.....	365				365
6.4 Other.....					0
6.5 Totals (Sum of Lines 6.1 to 6.4).....	365	0	0	0	365
Annuities:					
7.1 Paid in cash or left on deposit.....					0
7.2 Applied to provide paid-up annuities.....					0
7.3 Other.....					0
7.4 Totals (Sum of Lines 7.1 to 7.3).....	0	0	0	0	0
8. Grand Totals (Lines 6.5 + 7.4).....	365	0	0	0	365
DIRECT CLAIMS AND BENEFITS PAID					
9. Death benefits.....	3,469,544				3,469,544
10. Matured endowments.....					0
11. Annuity benefits.....	1,796,078				1,796,078
12. Surrender values and withdrawals for life contracts.....	8,455,710		6,030		8,461,740
13. Aggregate write-ins for miscellaneous direct claims and benefits paid.....	0	0	0	0	0
14. All other benefits, except accident and health.....	25,064				25,064
15. Totals.....	13,746,396	0	6,030	0	13,752,426

DETAILS OF WRITE-INS					
1301.					0
1302.					0
1303.					0
1398. Summary of remaining write-ins for Line 13 from overflow page.....	0	0	0	0	0
1399. Total (Lines 1301 through 1303 plus 1398)(Line 13 above).....	0	0	0	0	0

	Ordinary		Credit Life (Group and Individual)		Group		Industrial		Total	
	1	2	3	4	5	6	7	8	9	10
	No.	Amount	No. of Ind. Pol. & Gr. Certifs.	Amount	No. of Certifs.	Amount	No.	Amount	No.	Amount
DIRECT DEATH BENEFITS AND MATURED ENDOWMENTS INCURRED										
16. Unpaid December 31, prior year.....	5	826,618							5	826,618
17. Incurred during current year.....	44	3,451,544							44	3,451,544
Settled during current year:										
18.1 By payment in full.....	46	4,221,162							46	4,221,162
18.2 By payment on compromised claims.....									0	0
18.3 Totals paid.....	46	4,221,162	0	0	0	0	0	0	46	4,221,162
18.4 Reduction by compromise.....									0	0
18.5 Amount rejected.....									0	0
18.6 Total settlements.....	46	4,221,162	0	0	0	0	0	0	46	4,221,162
19. Unpaid Dec. 31, current year (Lines 16 + 17 - 18.6).....	3	57,000	0	0	0	0	0	0	3	57,000
POLICY EXHIBIT					No. of Pol.					
20. In force December 31, prior year.....	6,480	1,000,580,338		(a).....					6,480	1,000,580,338
21. Issued during year.....	414	53,130,471							414	53,130,471
22. Other changes to in force (Net).....	(506)	(53,866,877)							(506)	(53,866,877)
23. In force December 31 of current year.....	6,388	999,843,932	0	(a).....0	0	0	0	0	6,388	999,843,932

(a) Includes Individual Credit Life Insurance, prior year \$.....0 current year \$.....0.
Includes Group Credit Life Insurance Loans less than or equal to 60 months at issue, prior year \$.....0 current year \$.....0.
Loans greater than 60 months at issue BUT NOT GREATER THAN 120 MONTHS, prior year \$.....0 current year \$.....0.

ACCIDENT AND HEALTH INSURANCE

	1	2	3	4	5
	Direct Premiums	Direct Premiums Earned	Dividends Paid Or Credited on Direct Business	Direct Losses Paid	Direct Losses Incurred
24. Group policies (b).....					
24.1 Federal Employee Health Benefits Plan premium (b).....					
24.2 Credit (group and individual).....					
24.3 Collectively renewable policies (b).....					
24.4 Medicare Title XVIII exempt from state taxes or fees.....					
Other Individual Policies:					
25.1 Non-cancelable (b).....					
25.2 Guaranteed renewable (b).....					
25.3 Non-renewable for stated reasons only (b).....					
25.4 Other accident only.....					
25.5 All other (b).....					
25.6 Totals (Sum of Lines 25.1 to 25.5).....	0	0	0	0	0
26. Totals (Lines 24 + 24.1 + 24.2 + 24.3 + 24.4 + 25.6).....	0	0	0	0	0

(b) For health business on indicated lines report: Number of persons insured under PPO managed products....0 and number of persons insured under indemnity only products....0.

NATIONWIDE LIFE AND ANNUITY INSURANCE COMPANY



DIRECT BUSINESS IN THE STATE OF WYOMING DURING THE YEAR

NAIC Group Code....0140

NAIC Company Code....92657

LIFE INSURANCE

	1	2	3	4	5
	Ordinary	Credit Life (Group and Individual)	Group	Industrial	Total
DIRECT PREMIUMS AND ANNUITY CONSIDERATIONS					
1. Life insurance.....	1,402,456				1,402,456
2. Annuity considerations.....					0
3. Deposit-type contract funds.....		XXX		XXX	0
4. Other considerations.....	6,190,133		300		6,190,433
5. Totals (Sum of Lines 1 to 4).....	7,592,589	0	300	0	7,592,889
DIRECT DIVIDENDS TO POLICYHOLDERS					
Life insurance:					
6.1 Paid in cash or left on deposit.....					0
6.2 Applied to pay renewal premiums.....					0
6.3 Applied to provide paid-up additions or shorten the endowment or premium-paying period.....	1,142				1,142
6.4 Other.....					0
6.5 Totals (Sum of Lines 6.1 to 6.4).....	1,142	0	0	0	1,142
Annuities:					
7.1 Paid in cash or left on deposit.....					0
7.2 Applied to provide paid-up annuities.....					0
7.3 Other.....					0
7.4 Totals (Sum of Lines 7.1 to 7.3).....	0	0	0	0	0
8. Grand Totals (Lines 6.5 + 7.4).....	1,142	0	0	0	1,142
DIRECT CLAIMS AND BENEFITS PAID					
9. Death benefits.....	824,149				824,149
10. Matured endowments.....					0
11. Annuity benefits.....	211,809		136,260		348,069
12. Surrender values and withdrawals for life contracts.....	1,247,207		47,210		1,294,417
13. Aggregate write-ins for miscellaneous direct claims and benefits paid.....	0	0	0	0	0
14. All other benefits, except accident and health.....					0
15. Totals.....	2,283,165	0	183,470	0	2,466,635

DETAILS OF WRITE-INS					
1301.					0
1302.					0
1303.					0
1398. Summary of remaining write-ins for Line 13 from overflow page.....	0	0	0	0	0
1399. Total (Lines 1301 through 1303 plus 1398)(Line 13 above).....	0	0	0	0	0

	Ordinary		Credit Life (Group and Individual)		Group		Industrial		Total	
	1	2	3	4	5	6	7	8	9	10
	No.	Amount	No. of Ind. Pols. & Gr. Certifs.	Amount	No. of Certifs.	Amount	No.	Amount	No.	Amount
DIRECT DEATH BENEFITS AND MATURED ENDOWMENTS INCURRED										
16. Unpaid December 31, prior year.....	1	10,000							1	10,000
17. Incurred during current year.....	5	824,149							5	824,149
Settled during current year:										
18.1 By payment in full.....	6	834,149							6	834,149
18.2 By payment on compromised claims.....									0	0
18.3 Totals paid.....	6	834,149	0	0	0	0	0	0	6	834,149
18.4 Reduction by compromise.....									0	0
18.5 Amount rejected.....									0	0
18.6 Total settlements.....	6	834,149	0	0	0	0	0	0	6	834,149
19. Unpaid Dec. 31, current year (Lines 16 + 17 - 18.6).....	0	0	0	0	0	0	0	0	0	0
POLICY EXHIBIT					No. of Pol.					
20. In force December 31, prior year.....	622	231,058,127		(a).....					622	231,058,127
21. Issued during year.....	57	34,189,649							57	34,189,649
22. Other changes to in force (Net).....	(51)	(13,226,917)							(51)	(13,226,917)
23. In force December 31 of current year.....	628	252,020,859	0	(a).....0	0	0	0	0	628	252,020,859

(a) Includes Individual Credit Life Insurance, prior year \$.....0 current year \$.....0.
Includes Group Credit Life Insurance Loans less than or equal to 60 months at issue, prior year \$.....0 current year \$.....0.
Loans greater than 60 months at issue BUT NOT GREATER THAN 120 MONTHS, prior year \$.....0 current year \$.....0.

ACCIDENT AND HEALTH INSURANCE

	1	2	3	4	5
	Direct Premiums	Direct Premiums Earned	Dividends Paid Or Credited on Direct Business	Direct Losses Paid	Direct Losses Incurred
24. Group policies (b).....					
24.1 Federal Employee Health Benefits Plan premium (b).....					
24.2 Credit (group and individual).....					
24.3 Collectively renewable policies (b).....					
24.4 Medicare Title XVIII exempt from state taxes or fees.....					
Other Individual Policies:					
25.1 Non-cancelable (b).....					
25.2 Guaranteed renewable (b).....					
25.3 Non-renewable for stated reasons only (b).....					
25.4 Other accident only.....					
25.5 All other (b).....					
25.6 Totals (Sum of Lines 25.1 to 25.5).....	0	0	0	0	0
26. Totals (Lines 24 + 24.1 + 24.2 + 24.3 + 24.4 + 25.6).....	0	0	0	0	0

(b) For health business on indicated lines report: Number of persons insured under PPO managed products.....0 and number of persons insured under indemnity only products.....0.

NATIONWIDE LIFE AND ANNUITY INSURANCE COMPANY
FORM FOR CALCULATING THE INTEREST MAINTENANCE RESERVE

Interest Maintenance Reserve

	1 Amount
1. Reserve as of December 31, prior year.....	(10,365,850)
2. Current year's realized pre-tax capital gains/(losses) of \$.....(5,173,786) transferred into the reserve net of taxes of \$.....(1,810,825).....	(3,362,961)
3. Adjustment for current year's liability gains/(losses) released from the reserve.....	0
4. Balance before reduction for amount transferred to Summary of Operations (Line 1 + Line 2 + Line 3).....	(13,728,811)
5. Current year's amortization released to Summary of Operations (Amortization, Line 1, Column 4).....	(3,203,621)
6. Reserve as of December 31, current year (Line 4 minus Line 5).....	(10,525,190)

Amortization

Year of Amortization	1 Reserve as of December 31, Prior Year	2 Current Year's Realized Capital Gains/(Losses) Transferred into the Reserve Net of Taxes	3 Adjustment for Current Year's Liability Gains/(Losses) Released from the Reserve	4 Balance Before Reduction for the Current Year's Amortization (Cols. 1 + 2 + 3)
1. 2017.....	(2,888,555)	(315,066)		(3,203,621)
2. 2018.....	(2,491,384)	(567,090)		(3,058,474)
3. 2019.....	(2,128,935)	(493,183)		(2,622,118)
4. 2020.....	(1,515,237)	(366,824)		(1,882,061)
5. 2021.....	(828,657)	(236,737)		(1,065,394)
6. 2022.....	(448,748)	(100,172)		(548,920)
7. 2023.....	(234,485)	(35,024)		(269,509)
8. 2024.....	(81,886)	(42,596)		(124,482)
9. 2025.....	31,919	(51,116)		(19,197)
10. 2026.....	139,610	(58,511)		81,099
11. 2027.....	105,898	(68,842)		37,056
12. 2028.....	62,891	(71,939)		(9,048)
13. 2029.....	64,263	(67,979)		(3,716)
14. 2030.....	52,471	(65,076)		(12,605)
15. 2031.....	60,695	(60,514)		181
16. 2032.....	36,897	(57,278)		(20,381)
17. 2033.....	(13,174)	(56,355)		(69,529)
18. 2034.....	(18,720)	(58,206)		(76,926)
19. 2035.....	(16,218)	(61,402)		(77,620)
20. 2036.....	(4,787)	(64,093)		(68,880)
21. 2037.....	4,138	(65,944)		(61,806)
22. 2038.....	(7,072)	(65,092)		(72,164)
23. 2039.....	(40,365)	(61,709)		(102,074)
24. 2040.....	(51,685)	(55,970)		(107,655)
25. 2041.....	(67,614)	(52,414)		(120,028)
26. 2042.....	(75,871)	(47,180)		(123,051)
27. 2043.....	(4,862)	(41,121)		(45,983)
28. 2044.....	1,019	(32,729)		(31,710)
29. 2045.....	(643)	(23,498)		(24,141)
30. 2046.....	(1,539)	(14,266)		(15,805)
31. 2047 and Later.....	(5,214)	(5,035)		(10,249)
32. Total (Lines 1 to 31).....	(10,365,850)	(3,362,961)	0	(13,728,811)

ASSET VALUATION RESERVE

	Default Component			Equity Component			7 Total Amount (Cols. 3 + 6)
	1 Other Than Mortgage Loans	2 Mortgage Loans	3 Total (Cols. 1 + 2)	4 Common Stock	5 Real Estate and Other Invested Assets	6 Total (Cols. 4 + 5)	
1. Reserve as of December 31, prior year.....	63,959,099	9,359,729	73,318,828		2,359,776	2,359,776	75,678,604
2. Realized capital gains/(losses) net of taxes - General Account.....	36,585		36,585	(488,462)		(488,462)	(451,877)
3. Realized capital gains/(losses) net of taxes - Separate Accounts.....			0			0	0
4. Unrealized capital gains/(losses) - net of deferred taxes - General Account.....	(2,163,153)	(3,138,702)	(5,301,855)	17,954	1,547,180	1,565,134	(3,736,721)
5. Unrealized capital gains/(losses) - net of deferred taxes - Separate Accounts.....			0			0	0
6. Capital gains credited/(losses charged) to contract benefits, payments or reserves.....			0			0	0
7. Basic contribution.....	23,364,024	6,659,512	30,023,536			0	30,023,536
8. Accumulated balances (Lines 1 through 5, minus 6 plus 7).....	85,196,555	12,880,539	98,077,094	(470,508)	3,906,956	3,436,448	101,513,542
9. Maximum reserve.....	107,521,044	30,851,008	138,372,052	1,220,389	9,656,098	10,876,486	149,248,538
10. Reserve objective.....	73,051,862	23,767,140	96,819,002	1,220,389	9,656,098	10,876,486	107,695,489
11. 20% of (Line 10 minus Line 8).....	(2,428,939)	2,177,320	(251,618)	338,179	1,149,828	1,488,008	1,236,389
12. Balance before transfers (Lines 8 + 11).....	82,767,617	15,057,859	97,825,476	(132,329)	5,056,784	4,924,455	102,749,931
13. Transfers.....			0			0	0
14. Voluntary contribution.....			0			0	0
15. Adjustment down to maximum/up to zero.....			0	132,329		132,329	132,329
16. Reserve as of December 31, current year (Lines 12 + 13 + 14 + 15).....	82,767,617	15,057,859	97,825,476	0	5,056,784	5,056,784	102,882,260

ASSET VALUATION RESERVE

Basic Contribution, Reserve Objective and Maximum Reserve Calculations

Default Component

Line Number	NAIC Desig- nation	Description	1 Book/Adjusted Carrying Value	2 Reclassify Related Party Encumbrances	3 Add Third Party Encumbrances	4 Balance for AVR Reserve Calculations (Cols. 1 + 2 + 3)	Basic Contribution		Reserve Objective		Maximum Reserve	
							5 Factor	6 Amount (Cols. 4 x 5)	7 Factor	8 Amount (Cols. 4 x 7)	9 Factor	10 Amount (Cols. 4 x 9)
		LONG-TERM BONDS										
1		Exempt obligations.....	7,870,551	XXX	XXX	7,870,551	0.0000	0	0.0000	0	0.0000	0
2	1	Highest quality.....	6,370,523,137	XXX	XXX	6,370,523,137	0.0004	2,548,209	0.0023	14,652,203	0.0030	19,111,569
3	2	High quality.....	6,050,904,423	XXX	XXX	6,050,904,423	0.0019	11,496,718	0.0058	35,095,246	0.0090	54,458,140
4	3	Medium quality.....	587,206,145	XXX	XXX	587,206,145	0.0093	5,461,017	0.0230	13,505,741	0.0340	19,965,009
5	4	Low quality.....	155,614,339	XXX	XXX	155,614,339	0.0213	3,314,585	0.0530	8,247,560	0.0750	11,671,075
6	5	Lower quality.....	11,981,870	XXX	XXX	11,981,870	0.0432	517,617	0.1100	1,318,006	0.1700	2,036,918
7	6	In or near default.....	433,545	XXX	XXX	433,545	0.0000	0	0.2000	86,709	0.2000	86,709
8		Total unrated multi-class securities acquired by conversion.....		XXX	XXX	0	XXX	0	XXX	0	XXX	
9		Total long-term bonds (sum of Lines 1 through 8).....	13,184,534,010	XXX	XXX	13,184,534,010	XXX	23,338,147	XXX	72,905,465	XXX	107,329,420
		PREFERRED STOCKS										
10	1	Highest quality.....		XXX	XXX	0	0.0004	0	0.0023	0	0.0030	0
11	2	High quality.....		XXX	XXX	0	0.0019	0	0.0058	0	0.0090	0
12	3	Medium quality.....		XXX	XXX	0	0.0093	0	0.0230	0	0.0340	0
13	4	Low quality.....		XXX	XXX	0	0.0213	0	0.0530	0	0.0750	0
14	5	Lower quality.....		XXX	XXX	0	0.0432	0	0.1100	0	0.1700	0
15	6	In or near default.....		XXX	XXX	0	0.0000	0	0.2000	0	0.2000	0
16		Affiliated life with AVR.....		XXX	XXX	0	0.0000	0	0.0000	0	0.0000	0
17		Total preferred stocks (sum of Lines 10 through 16).....	0	XXX	XXX	0	XXX	0	XXX	0	XXX	0
		SHORT-TERM BONDS										
18		Exempt obligations.....		XXX	XXX	0	0.0000	0	0.0000	0	0.0000	0
19	1	Highest quality.....	38,180,416	XXX	XXX	38,180,416	0.0004	15,272	0.0023	87,815	0.0030	114,541
20	2	High quality.....		XXX	XXX	0	0.0019	0	0.0058	0	0.0090	0
21	3	Medium quality.....		XXX	XXX	0	0.0093	0	0.0230	0	0.0340	0
22	4	Low quality.....		XXX	XXX	0	0.0213	0	0.0530	0	0.0750	0
23	5	Lower quality.....		XXX	XXX	0	0.0432	0	0.1100	0	0.1700	0
24	6	In or near default.....		XXX	XXX	0	0.0000	0	0.2000	0	0.2000	0
25		Total short-term bonds (sum of Lines 18 through 24).....	38,180,416	XXX	XXX	38,180,416	XXX	15,272	XXX	87,815	XXX	114,541
		DERIVATIVE INSTRUMENTS										
26		Exchange traded.....	20,222,604	XXX	XXX	20,222,604	0.0004	8,089	0.0023	46,512	0.0030	60,668
27	1	Highest quality.....	4,069,019	XXX	XXX	4,069,019	0.0004	1,628	0.0023	9,359	0.0030	12,207
28	2	High quality.....	467,500	XXX	XXX	467,500	0.0019	888	0.0058	2,712	0.0090	4,208
29	3	Medium quality.....		XXX	XXX	0	0.0093	0	0.0230	0	0.0340	0
30	4	Low quality.....		XXX	XXX	0	0.0213	0	0.0530	0	0.0750	0
31	5	Lower quality.....		XXX	XXX	0	0.0432	0	0.1100	0	0.1700	0
32	6	In or near default.....		XXX	XXX	0	0.0000	0	0.2000	0	0.2000	0
33		Total derivative instruments.....	24,759,123	XXX	XXX	24,759,123	XXX	10,605	XXX	58,582	XXX	77,082
34		Total (Lines 9 + 17 + 25 + 33).....	13,247,473,549	XXX	XXX	13,247,473,549	XXX	23,364,024	XXX	73,051,862	XXX	107,521,044

ASSET VALUATION RESERVE (continued)

Basic Contribution, Reserve Objective and Maximum Reserve Calculations

Default Component

Line Number	NAIC Desig- nation	Description	1	2	3	4	Basic Contribution		Reserve Objective		Maximum Reserve	
			Book/Adjusted Carrying Value	Reclassify Related Party Encumbrances	Add Third Party Encumbrances	Balance for AVR Reserve Calculations (Cols. 1 + 2 + 3)	5	6	7	8	9	10
							Factor	Amount (Cols. 4 x 5)	Factor	Amount (Cols. 4 x 7)	Factor	Amount (Cols. 4 x 9)
		MORTGAGE LOANS										
		In good standing:										
35		Farm mortgages - CM1 - highest quality.....			XXX.....	0	0.0010	0	0.0050	0	0.0065	0
36		Farm mortgages - CM2 - high quality.....			XXX.....	0	0.0035	0	0.0100	0	0.0130	0
37		Farm mortgages - CM3 - medium quality.....			XXX.....	0	0.0060	0	0.0175	0	0.0225	0
38		Farm mortgages - CM4 - low medium quality.....			XXX.....	0	0.0105	0	0.0300	0	0.0375	0
39		Farm mortgages - CM5 - low quality.....			XXX.....	0	0.0160	0	0.0425	0	0.0550	0
40		Residential mortgages-insured or guaranteed.....			XXX.....	0	0.0003	0	0.0006	0	0.0010	0
41		Residential mortgages-all other.....			XXX.....	0	0.0013	0	0.0030	0	0.0040	0
42		Commercial mortgages-insured or guaranteed.....			XXX.....	0	0.0003	0	0.0006	0	0.0010	0
43		Commercial mortgages-all other - CM1 - highest quality.....	2,205,671,179		XXX.....	2,205,671,179	0.0010	2,205,671	0.0050	11,028,356	0.0065	14,336,863
44		Commercial mortgages-all other - CM2 - high quality.....	1,133,988,766		XXX.....	1,133,988,766	0.0035	3,968,961	0.0100	11,339,888	0.0130	14,741,854
45		Commercial mortgages-all other - CM3 - medium quality.....	37,872,211		XXX.....	37,872,211	0.0060	227,233	0.0175	662,764	0.0225	852,125
46		Commercial mortgages-all other - CM4 - low medium quality.....	24,537,770		XXX.....	24,537,770	0.0105	257,647	0.0300	736,133	0.0375	920,166
47		Commercial mortgages-all other - CM5 - low quality.....			XXX.....	0	0.0160	0	0.0425	0	0.0550	0
		Overdue, not in process:										
48		Farm mortgages.....			XXX.....	0	0.0420	0	0.0760	0	0.1200	0
49		Residential mortgages-insured or guaranteed.....			XXX.....	0	0.0005	0	0.0012	0	0.0020	0
50		Residential mortgages-all other.....			XXX.....	0	0.0025	0	0.0058	0	0.0090	0
51		Commercial mortgages-insured or guaranteed.....			XXX.....	0	0.0005	0	0.0012	0	0.0020	0
52		Commercial mortgages-all other.....			XXX.....	0	0.0420	0	0.0760	0	0.1200	0
		In process of foreclosure:										
53		Farm mortgages.....			XXX.....	0	0.0000	0	0.1700	0	0.1700	0
54		Residential mortgages-insured or guaranteed.....			XXX.....	0	0.0000	0	0.0040	0	0.0040	0
55		Residential mortgages-all other.....			XXX.....	0	0.0000	0	0.0130	0	0.0130	0
56		Commercial mortgages-insured or guaranteed.....			XXX.....	0	0.0000	0	0.0040	0	0.0040	0
57		Commercial mortgages-all other.....			XXX.....	0	0.0000	0	0.1700	0	0.1700	0
58		Total Schedule B mortgages (sum of Lines 35 through 57).....	3,402,069,926	0	XXX.....	3,402,069,926	XXX.....	6,659,512	XXX.....	23,767,140	XXX.....	30,851,008
59		Schedule DA mortgages.....			XXX.....	0	0.0030	0	0.0100	0	0.0130	0
60		Total mortgage loans on real estate (Lines 58 + 59).....	3,402,069,926	0	XXX.....	3,402,069,926	XXX.....	6,659,512	XXX.....	23,767,140	XXX.....	30,851,008

ASSET VALUATION RESERVE

Basic Contribution, Reserve Objective and Maximum Reserve Calculations

Equity and Other Invested Asset Component

Line Number	NAIC Desig- nation	Description	1	2	3	4	Basic Contribution		Reserve Objective		Maximum Reserve	
			Book/Adjusted Carrying Value	Reclassify Related Party Encumbrances	Add Third Party Encumbrances	Balance for AVR Reserve Calculations (Cols. 1 + 2 + 3)	5	6	7	8	9	10
							Factor	Amount (Cols. 4 x 5)	Factor	Amount (Cols. 4 x 7)	Factor	Amount (Cols. 4 x 9)
		COMMON STOCK										
1		Unaffiliated public.....	3,483,412	XXX	XXX	3,483,412	0.0000	0	(a).....0.2000	696,682	(a).....0.2000	696,682
2		Unaffiliated private.....	3,273,166	XXX	XXX	3,273,166	0.0000	00.1600	523,7070.1600	523,707
3		Federal Home Loan Bank.....		XXX	XXX	0	0.0000	00.0050	00.0080	0
4		Affiliated life with AVR.....		XXX	XXX	0	0.0000	00.0000	00.0000	0
		Affiliated Investment Subsidiary:										
5		Fixed income exempt obligations.....				0	XXX		XXX		XXX	
6		Fixed income highest quality.....				0	XXX		XXX		XXX	
7		Fixed income high quality.....				0	XXX		XXX		XXX	
8		Fixed income medium quality.....				0	XXX		XXX		XXX	
9		Fixed income low quality.....				0	XXX		XXX		XXX	
10		Fixed income lower quality.....				0	XXX		XXX		XXX	
11		Fixed income in or near default.....				0	XXX		XXX		XXX	
12		Unaffiliated common stock public.....				0	0.0000	0	(a).....	0	(a).....	0
13		Unaffiliated common stock private.....				0	0.0000	00.1600	00.1600	0
14		Real estate.....				0	(b).....	0	(b).....	0	(b).....	0
15		Affiliated - certain other (see SVO Purposes and Procedures Manual).....		XXX	XXX	0	0.0000	00.1300	00.1300	0
16		Affiliated - all other.....		XXX	XXX	0	0.0000	00.1600	00.1600	0
17		Total common stock (sum of Lines 1 through 16).....	6,756,578	0	0	6,756,578	XXX	0	XXX	1,220,389	XXX	1,220,389
		REAL ESTATE										
18		Home office property (General Account only).....				0	0.0000	00.0750	00.0750	0
19		Investment properties.....				0	0.0000	00.0750	00.0750	0
20		Properties acquired in satisfaction of debt.....				0	0.0000	00.1100	00.1100	0
21		Total real estate (sum of Lines 18 through 20).....	0	0	0	0	XXX	0	XXX	0	XXX	0
		OTHER INVESTED ASSETS										
		INVESTMENTS WITH THE UNDERLYING CHARACTERISTICS OF BONDS										
22		Exempt obligations.....		XXX	XXX	0	0.0000	00.0000	00.0000	0
23	1	Highest quality.....		XXX	XXX	0	0.0004	00.0023	00.0030	0
24	2	High quality.....		XXX	XXX	0	0.0019	00.0058	00.0090	0
25	3	Medium quality.....		XXX	XXX	0	0.0093	00.0230	00.0340	0
26	4	Low quality.....		XXX	XXX	0	0.0213	00.0530	00.0750	0
27	5	Lower quality.....		XXX	XXX	0	0.0432	00.1100	00.1700	0
28	6	In or near default.....		XXX	XXX	0	0.0000	00.2000	00.2000	0
29		Total with bond characteristics (sum of Lines 22 through 28).....	0	XXX	XXX	0	XXX	0	XXX	0	XXX	0

ASSET VALUATION RESERVE (continued)

Basic Contribution, Reserve Objective and Maximum Reserve Calculations

Equity and Other Invested Asset Component

Line Number	NAIC Desig- nation	Description	1 Book/Adjusted Carrying Value	2 Reclassify Related Party Encumbrances	3 Add Third Party Encumbrances	4 Balance for AVR Reserve Calculations (Cols. 1 + 2 + 3)	Basic Contribution		Reserve Objective		Maximum Reserve	
							5 Factor	6 Amount (Cols. 4 x 5)	7 Factor	8 Amount (Cols. 4 x 7)	9 Factor	10 Amount (Cols. 4 x 9)
		INVESTMENTS WITH THE UNDERLYING CHARACTERISTICS OF PREFERRED STOCKS										
30	1	Highest quality.....		XXX	XXX	.0	0.0004	.0	0.0023	.0	0.0030	.0
31	2	High quality.....		XXX	XXX	.0	0.0019	.0	0.0058	.0	0.0090	.0
32	3	Medium quality.....		XXX	XXX	.0	0.0093	.0	0.0230	.0	0.0340	.0
33	4	Low quality.....		XXX	XXX	.0	0.0213	.0	0.0530	.0	0.0750	.0
34	5	Lower quality.....		XXX	XXX	.0	0.0432	.0	0.1100	.0	0.1700	.0
35	6	In or near default.....		XXX	XXX	.0	0.0000	.0	0.2000	.0	0.2000	.0
36		Affiliated life with AVR.....		XXX	XXX	.0	0.0000	.0	0.0000	.0	0.0000	.0
37		Total with preferred stock characteristics (sum of Lines 30 through 36).....	.0	XXX	XXX	.0	XXX	.0	XXX	.0	XXX	.0
		INVESTMENTS WITH THE UNDERLYING CHARACTERISTICS OF MORTGAGE LOANS										
		In Good Standing Affiliated:										
38		Mortgages - CM1 - highest quality.....			XXX	.0	0.0010	.0	0.0050	.0	0.0065	.0
39		Mortgages - CM2 - high quality.....			XXX	.0	0.0035	.0	0.0100	.0	0.0130	.0
40		Mortgages - CM3 - medium quality.....			XXX	.0	0.0060	.0	0.0175	.0	0.0225	.0
41		Mortgages - CM4 - low medium quality.....			XXX	.0	0.0105	.0	0.0300	.0	0.0375	.0
42		Mortgages - CM5 - low quality.....			XXX	.0	0.0160	.0	0.0425	.0	0.0550	.0
43		Residential mortgages-insured or guaranteed.....			XXX	.0	0.0003	.0	0.0006	.0	0.0010	.0
44		Residential mortgages-all other.....		XXX	XXX	.0	0.0013	.0	0.0030	.0	0.0040	.0
45		Commercial mortgages-insured or guaranteed.....			XXX	.0	0.0003	.0	0.0006	.0	0.0010	.0
		Overdue, Not in Process Affiliated:										
46		Farm mortgages.....			XXX	.0	0.0420	.0	0.0760	.0	0.1200	.0
47		Residential mortgages-insured or guaranteed.....			XXX	.0	0.0005	.0	0.0012	.0	0.0020	.0
48		Residential mortgages-all other.....			XXX	.0	0.0025	.0	0.0058	.0	0.0090	.0
49		Commercial mortgages-insured or guaranteed.....			XXX	.0	0.0005	.0	0.0012	.0	0.0020	.0
50		Commercial mortgages-all other.....			XXX	.0	0.0420	.0	0.0760	.0	0.1200	.0
		In Process of foreclosure Affiliated:										
51		Farm mortgages.....			XXX	.0	0.0000	.0	0.1700	.0	0.1700	.0
52		Residential mortgages-insured or guaranteed.....			XXX	.0	0.0000	.0	0.0040	.0	0.0040	.0
53		Residential mortgages-all other.....			XXX	.0	0.0000	.0	0.0130	.0	0.0130	.0
54		Commercial mortgages-insured or guaranteed.....			XXX	.0	0.0000	.0	0.0040	.0	0.0040	.0
55		Commercial mortgages-all other.....			XXX	.0	0.0000	.0	0.1700	.0	0.1700	.0
56		Total Affiliated (Sum of Lines 38 through 55).....	.0	.0	XXX	.0	XXX	.0	XXX	.0	XXX	.0
57		Unaffiliated - In Good Standing with Covenants.....			XXX	.0	(c)	.0	(c)	.0	(c)	.0
58		Unaffiliated - In Good Standing Defeased with Government Securities.....			XXX	.0	0.0010	.0	0.0050	.0	0.0065	.0
59		Unaffiliated - In Good Standing Primarily Senior.....			XXX	.0	0.0035	.0	0.0100	.0	0.0130	.0
60		Unaffiliated - In Good Standing All Other.....			XXX	.0	0.0060	.0	0.0175	.0	0.0225	.0
61		Unaffiliated - Overdue, Not in Process.....			XXX	.0	0.0420	.0	0.0760	.0	0.1200	.0
62		Unaffiliated - In Process of Foreclosure.....			XXX	.0	0.0000	.0	0.1700	.0	0.1700	.0
63		Total Unaffiliated (Sum of Lines 57 through 62).....	.0	.0	XXX	.0	XXX	.0	XXX	.0	XXX	.0
64		Total with Mortgage Loan Characteristics (Lines 56 + 63).....	.0	.0	XXX	.0	XXX	.0	XXX	.0	XXX	.0

NONE

ASSET VALUATION RESERVE (continued)
Basic Contribution, Reserve Objective and Maximum Reserve Calculations
Equity and Other Invested Asset Component

Line Number	NAIC Desig- nation	Description	1 Book/Adjusted Carrying Value	2 Reclassify Related Party Encumbrances	3 Add Third Party Encumbrances	4 Balance for AVR Reserve Calculations (Cols. 1 + 2 + 3)	Basic Contribution		Reserve Objective		Maximum Reserve	
							5 Factor	6 Amount (Cols. 4 x 5)	7 Factor	8 Amount (Cols. 4 x 7)	9 Factor	10 Amount (Cols. 4 x 9)
		INVESTMENTS WITH THE UNDERLYING CHARACTERISTICS OF COMMON STOCK										
65		Unaffiliated public.....		XXX.....	XXX.....00.00000	(a).....0.20000	(a).....0.20000
66		Unaffiliated private.....	8,298,687	XXX.....	XXX.....	8,298,6870.000000.1600	1,327,7900.1600	1,327,790
67		Affiliated life with AVR.....	62,650,700	XXX.....	XXX.....	62,650,7000.000000.000000.00000
68		Affiliated certain other (see SVO Purposes and Procedures Manual).....		XXX.....	XXX.....00.000000.130000.13000
69		Affiliated other - all other.....		XXX.....	XXX.....00.000000.160000.16000
70		Total with Common Stock Characteristics (Sum of Lines 65 through 69).....	70,949,387	XXX.....	XXX.....	70,949,387	XXX.....0	XXX.....	1,327,790	XXX.....	1,327,790
		INVESTMENTS WITH THE UNDERLYING CHARACTERISTICS OF REAL ESTATE										
71		Home office property (general account only).....			00.000000.075000.07500
72		Investment properties.....	66,737,718			66,737,7180.000000.0750	5,005,3290.0750	5,005,329
73		Properties acquired in satisfaction of debt.....			00.000000.110000.11000
74		Total with Real Estate Characteristics (Sum of Lines 71 through 73).....	66,737,71800	66,737,718	XXX.....0	XXX.....	5,005,329	XXX.....	5,005,329
		LOW INCOME HOUSING TAX CREDIT INVESTMENTS										
75		Guaranteed federal low income housing tax credit.....			00.000300.000600.00100
76		Non-guaranteed federal low income housing tax credit.....			00.006300.012000.01900
77		Guaranteed state low income housing tax credit.....			00.000300.000600.00100
78		Non-guaranteed state low income housing tax credit.....			00.006300.012000.01900
79		All other low income housing tax credit.....			00.027300.060000.09750
80		Total LIHTC (Sum of Lines 75 through 79).....0000	XXX.....0	XXX.....0	XXX.....0
		ALL OTHER INVESTMENTS										
81		NAIC 1 working capital finance investments.....		XXX.....	00.000000.003700.00370
82		NAIC 2 working capital finance investments.....		XXX.....	00.000000.012000.01200
83		Other invested assets - Schedule BA.....	25,561,375	XXX.....		25,561,3750.000000.1300	3,322,9790.1300	3,322,979
84		Other short-term invested assets - Schedule DA.....		XXX.....	00.000000.130000.13000
85		Total All Other (sum of Lines 81, 82, 83 and 84).....	25,561,375	XXX.....0	25,561,375	XXX.....0	XXX.....	3,322,979	XXX.....	3,322,979
86		Total Other Invested Assets - Schedule BA & DA (Sum of Lines 29, 37, 64, 70, 74, 80 and 85).....	163,248,48000	163,248,480	XXX.....0	XXX.....	9,656,098	XXX.....	9,656,098

- (a) Times the company's weighted average portfolio beta (Minimum .10, Maximum .20).
(b) Determined using same factors and breakdowns used for directly owned real estate.
(c) This will be the factor associated with the risk category determined in the company generated worksheet.

ASSET VALUATION RESERVE (continued)

Basic Contributions, Reserve Objective and Maximum Reserve Calculations

Replications (Synthetic) Assets

1	2	3	4	5	6	7	8	9
RSAT Number	Type	CUSIP	Description of Asset(s)	NAIC Designation or Other Description of Asset	Value of Asset	AVR Basic Contribution	AVR Reserve Objective	AVR Maximum Reserve

NONE

Annual Statement for the year 2017 of the

NATIONWIDE LIFE AND ANNUITY INSURANCE COMPANY

SCHEDULE F

Showing all claims for death losses and all other contract claims resisted or compromised during the year,
and all claims for death losses and all other contract claims resisted December 31 of current year

1	2	3	4	5	6	7	8
Contract Numbers	Claim Numbers	State of Residence of Claimant	Year of Claim for Death or Disability	Amount Claimed	Amount Paid During the Year	Amount Resisted Dec. 31 of Current Year	Why Compromised or Resisted

NONE

SCHEDULE H - ACCIDENT AND HEALTH EXHIBIT

	Total		Group Accident and Health		Credit A&H (Group and Individual)		Collectively Renewable		Other Individual Contracts									
									Non-Cancelable		Guaranteed Renewable		Non-Renewable for Stated Reasons Only		Other Accident Only		All Other	
	1 Amount	2 %	3 Amount	4 %	5 Amount	6 %	7 Amount	8 %	9 Amount	10 %	11 Amount	12 %	13 Amount	14 %	15 Amount	16 %	17 Amount	18 %
PART 1 - ANALYSIS OF UNDERWRITING OPERATIONS																		
1. Premiums written.....	555	XXX	50	XXX		XXX		XXX	505	XXX		XXX		XXX		XXX		XXX
2. Premiums earned.....	555	XXX	50	XXX		XXX		XXX	505	XXX		XXX		XXX		XXX		XXX
3. Incurred claims.....	2,100	378.4	0	0.0	0	0.0	0	0.0	2,100	415.8	0	0.0	0	0.0	0	0.0	0	0.0
4. Cost containment expenses.....	0	0.0		0.0		0.0		0.0		0.0		0.0		0.0		0.0		0.0
5. Incurred claims and cost containment expenses (Lines 3 and 4).....	2,100	378.4	0	0.0	0	0.0	0	0.0	2,100	415.8	0	0.0	0	0.0	0	0.0	0	0.0
6. Increase in contract reserves.....	(649,163)	(116,966.3)	0	0.0	0	0.0	0	0.0	0	0.0	0	0.0	0	0.0	0	0.0	(649,163)	0.0
7. Commissions (a).....	19	3.4	9	18.0		0.0		0.0	10	2.0		0.0		0.0		0.0		0.0
8. Other general insurance expenses.....	0	0.0		0.0		0.0		0.0		0.0		0.0		0.0		0.0		0.0
9. Taxes, licenses and fees.....	0	0.0		0.0		0.0		0.0		0.0		0.0		0.0		0.0		0.0
10. Total other expenses incurred.....	19	3.4	9	18.0	0	0.0	0	0.0	10	2.0	0	0.0	0	0.0	0	0.0	0	0.0
11. Aggregate write-ins for deductions.....	0	0.0	0	0.0	0	0.0	0	0.0	0	0.0	0	0.0	0	0.0	0	0.0	0	0.0
12. Gain from underwriting before dividends or refunds.....	647,599	116,684.5	41	82.0	0	0.0	0	0.0	(1,605)	(317.8)	0	0.0	0	0.0	0	0.0	649,163	0.0
13. Dividends or refunds.....	0	0.0		0.0		0.0		0.0		0.0		0.0		0.0		0.0		0.0
14. Gain from underwriting after dividends or refunds.....	647,599	116,684.5	41	82.0	0	0.0	0	0.0	(1,605)	(317.8)	0	0.0	0	0.0	0	0.0	649,163	0.0
DETAILS OF WRITE-INS																		
1101.	0	0.0		0.0		0.0		0.0		0.0		0.0		0.0		0.0		0.0
1102.	0	0.0		0.0		0.0		0.0		0.0		0.0		0.0		0.0		0.0
1103.	0	0.0		0.0		0.0		0.0		0.0		0.0		0.0		0.0		0.0
1198. Summary of remaining write-ins for Line 11 from overflow page.....	0	0.0	0	0.0	0	0.0	0	0.0	0	0.0	0	0.0	0	0.0	0	0.0	0	0.0
1199. Total (Lines 1101 through 1103 plus 1198) (Line 11 above).....	0	0.0	0	0.0	0	0.0	0	0.0	0	0.0	0	0.0	0	0.0	0	0.0	0	0.0

(a) Includes \$.....0 reported as 'Contract, membership and other fees retained by agents.'

SCHEDULE H - ACCIDENT AND HEALTH EXHIBIT (continued)

	1	2	3	4	Other Individual Contracts				
	Total	Group Accident and Health	Credit A&H (Group and Individual)	Collectively Renewable	5 Non-Cancelable	6 Guaranteed Renewable	7 Non-Renewable for Stated Reasons Only	8 Other Accident Only	9 All Other
PART 2 - RESERVES AND LIABILITIES									
A. Premium Reserves:									
1. Unearned premiums.....0								
2. Advance premiums.....0								
3. Reserve for rate credits.....0								
4. Total premium reserves, current year.....000000000
5. Total premium reserves, prior year.....0								
6. Increase in total premium reserves.....000000000
B. Contract Reserves:									
1. Additional reserves (a).....0								
2. Reserve for future contingent benefits.....0								
3. Total contract reserves, current year.....000000000
4. Total contract reserves, prior year.....649,163							649,163
5. Increase in contract reserves.....(649,163)0000000(649,163)
C. Claim Reserves and Liabilities:									
1. Total current year.....000000000
2. Total prior year.....0								
3. Increase.....000000000

38

PART 3 - TEST OF PRIOR YEAR'S CLAIM RESERVES AND LIABILITIES

1. Claims Paid During the Year:									
1.1 On claims incurred prior to current year.....2,1002,100
1.2 On claims incurred during current year.....0
2. Claim Reserves and Liabilities, December 31, current year:									
2.1 On claims incurred prior to current year.....0
2.2 On claims incurred during current year.....0
3. Test:									
3.1 Lines 1.1 and 2.1.....2,1000002,1000000
3.2 Claim reserves and liabilities, December 31, prior year.....0
3.3 Line 3.1 minus Line 3.2.....2,1000002,1000000

PART 4 - REINSURANCE

A. Reinsurance Assumed:									
1. Premiums written.....0
2. Premiums earned.....0
3. Incurred claims.....0
4. Commissions.....0
B. Reinsurance Ceded:									
1. Premiums written.....0
2. Premiums earned.....0
3. Incurred claims.....0
4. Commissions.....0

(a) Includes \$.....0 premium deficiency reserve.

NONE

NATIONWIDE LIFE AND ANNUITY INSURANCE COMPANY
SCHEDULE H - PART 5 - HEALTH CLAIMS

	1 Medical	2 Dental	3 Other	4 Total
A. Direct:				
1. Incurred claims.....			2,100	2,100
2. Beginning claim reserves and liabilities.....				.0
3. Ending claim reserves and liabilities.....				.0
4. Claims paid.....	.0	.0	2,100	2,100
B. Assumed Reinsurance:				
5. Incurred claims.....				.0
6. Beginning claim reserves and liabilities.....				.0
7. Ending claim reserves and liabilities.....				.0
8. Claims paid.....	.0	.0	.0	.0
C. Ceded Reinsurance:				
9. Incurred claims.....				.0
10. Beginning claim reserves and liabilities.....				.0
11. Ending claim reserves and liabilities.....				.0
12. Claims paid.....	.0	.0	.0	.0
D. Net:				
13. Incurred claims.....	.0	.0	2,100	2,100
14. Beginning claim reserves and liabilities.....	.0	.0	.0	.0
15. Ending claim reserves and liabilities.....	.0	.0	.0	.0
16. Claims paid.....	.0	.0	2,100	2,100
E. Net Incurred Claims and Cost Containment Expenses:				
17. Incurred claims and cost containment expenses.....			2,100	2,100
18. Beginning reserves and liabilities.....				.0
19. Ending reserves and liabilities.....				.0
20. Paid claims and cost containment expenses.....	.0	.0	2,100	2,100

SCHEDULE S - PART 1 - SECTION 1

Reinsurance Assumed Life Insurance, Annuities, Deposit Funds and Other Liabilities
Without Life or Disability Contingencies, and Related Benefits Listed by Reinsured Company as of December 31, Current Year

1	2	3	4	5	6	7	8	9	10	11	12
NAIC Company Code	ID Number	Effective Date	Name of Reinsured	Domiciliary Jurisdiction	Type of Reinsurance Assumed	Amount of In Force at End of Year	Reserve	Premiums	Reinsurance Payable on Paid and Unpaid Losses	Modified Coinsurance Reserve	Funds Withheld Under Coinsurance
General Account - Non-Affiliates - U.S. Non-Affiliates											
82627.....	06-0839705....	01/01/1989	Swiss Re Life and Health America Inc.....	MO.....	YRT/I.....	1,110,917	20,518	(701)			
0899999.	Total - General Account - Non-Affiliates - U.S. Non-Affiliates.....					1,110,917	20,518	(701)	0	0	0
1099999.	Total - General Account - Non-Affiliates.....					1,110,917	20,518	(701)	0	0	0
1199999.	Total - General Account.....					1,110,917	20,518	(701)	0	0	0
2399999.	Total U.S.....					1,110,917	20,518	(701)	0	0	0
9999999.	Total.....					1,110,917	20,518	(701)	0	0	0

SCHEDULE S - PART 1 - SECTION 2

Reinsurance Assumed Accident and Health Insurance Listed by Reinsured Company as of December 31, Current Year

1	2	3	4	5	6	7	8	9	10	11	12
NAIC Company Code	ID Number	Effective Date	Name of Reinsured	Domiciliary Jurisdiction	Type of Reinsurance Assumed	Premiums	Unearned Premiums	Reserve Liability Other Than for Unearned Premiums	Reinsurance Payable on Paid and Unpaid Losses	Modified Coinsurance Reserve	Funds Withheld Under Coinsurance

NONE

SCHEDULE S - PART 2

Reinsurance Recoverable on Paid and Unpaid Losses Listed by Reinsuring Company as of December 31, Current Year

1 NAIC Company Code	2 ID Number	3 Effective Date	4 Name of Company	5 Domiciliary Jurisdiction	6 Paid Losses	7 Unpaid Losses
Life and Annuity - Non-Affiliates - U.S. Non-Affiliates						
86258.....	13-2572994....	12/01/1973	General Re Life Corporation.....	CT.....163,056
88340.....	59-2859797....	10/01/2005	Hannover Life Reassurance Company of America.....	FL.....125,0002,562,297
65676.....	35-0472300....	10/01/1946	Lincoln National Life Insurance Co.....	IN.....253,953
93572.....	43-1235868....	10/01/1980	RGA Reinsurance Company.....	MO.....1,405,1732,447,770
93572.....	43-1235868....	10/01/1980	RGA Reinsurance Company.....	MO.....3,829,936805,000
64688.....	75-6020048....	10/01/1983	Scor Global Life Americas Reinsurance Co.....	DE.....448,830
87572.....	23-2038295....	10/01/1984	Scottish Re Us Inc.....	DE.....187,500
68713.....	84-0499703....	04/01/1994	Security Life of Denver Ins Co.....	CO.....252,2761,485,290
82627.....	06-0839705....	03/01/1964	Swiss Re Life and Health America Inc.....	MO.....937,5001,400,000
86231.....	39-0989781....	05/01/1997	Transamerica Life Insurance Company.....	IA.....250,000550,000
0899999.	Total - Life and Annuity Non-Affiliates - U.S. Non-Affiliates.....			7,241,3389,862,243
1099999.	Total - Life and Annuity Non-Affiliates.....			7,241,3389,862,243
1199999.	Total - Life and Annuity.....			7,241,3389,862,243
2399999.	Total U.S.....			7,241,3389,862,243
9999999.	Total.....			7,241,3389,862,243

SCHEDULE S - PART 3 - SECTION 1

Reinsurance Ceded Life Insurance, Annuities, Deposit Funds and Other Liabilities
Without Life or Disability Contingencies, and Related Benefits Listed by Reinsuring Company as of December 31, Current Year

1 NAIC Company Code	2 ID Number	3 Effective Date	4 Name of Company	5 Domiciliary Jurisdiction	6 Type of Reinsurance Ceded	7 Type of Business Ceded	8 Amount In Force at End of Year	Reserve Credit Taken		11 Premiums	Outstanding Surplus Relief		14 Modified Coinsurance Reserve	15 Funds Withheld Under Coinsurance
								9 Current Year	10 Prior Year		12 Current Year	13 Prior Year		
General Account - Authorized - Affiliates - U.S. - Other														
66869.....	31-4156830....	12/31/1996	Nationwide Life Insurance Company.....	OH.....	AMCO/I.....	FL.....				23,817,177			1,717,446,475	
66869.....	31-4156830....	12/31/1996	Nationwide Life Insurance Company.....	OH.....	AMCO/I.....	VSAA.....				7,581				
66869.....	31-4156830....	02/26/1999	Nationwide Life Insurance Company.....	OH.....	CO/G.....	OL.....	101,422,040	154,901,808	154,829,910					
66869.....	31-4156830....	01/01/1994	Nationwide Life Insurance Company.....	OH.....	MCO/I.....	OL.....	728,480,488			8,825,408			41,304,077	
0299999.	Total - General Account - Authorized - Affiliates - U.S. - Other.....						829,902,528	154,901,808	154,829,910	32,650,166	0	0	1,758,750,552	0
0399999.	Total - General Account - Authorized - Affiliates - U.S. - Total.....						829,902,528	154,901,808	154,829,910	32,650,166	0	0	1,758,750,552	0
0799999.	Total - General Account - Authorized - Affiliates.....						829,902,528	154,901,808	154,829,910	32,650,166	0	0	1,758,750,552	0
General Account - Authorized - Non-Affiliates - U.S. Non-Affiliates														
60895.....	35-0145825....	01/01/1977	American United Life Ins Co.....	IN.....	CO/I.....	OL.....		201,296	188,478	16,348				
68365.....	04-2729166....	05/01/1999	AXA Corp Solutions Re Life Reins Co.....	DE.....	ACO/I.....	VSAA.....		(16,959)	(40,246)					
86258.....	13-2572994....	11/01/1997	General Re Life Corporation.....	CT.....	YRT/I.....	XXXLO.....	250,000			1,734				
86258.....	13-2572994....	11/01/1997	General Re Life Corporation.....	CT.....	YRT/I.....	OL.....	4,329,345	78,054	142,672					
86258.....	13-2572994....	12/01/1973	General Re Life Corporation.....	CT.....	YRT/I.....	AXXX.....	406,992,389	73,420	58,889	1,203,714				
86258.....	13-2572994....	12/01/1973	General Re Life Corporation.....	CT.....	YRT/I.....	XXXLO.....	1,850,000			1,874				
86258.....	13-2572994....	12/01/1973	General Re Life Corporation.....	CT.....	YRT/I.....	OL.....	300,653,404	1,352,891	1,417,936	1,154,562				
88340.....	59-2859797....	10/01/2005	Hannover Life Reassurance Company of America.....	FL.....	YRT/I.....	AXXX.....	1,575,647,523	234,060	180,211	1,960,936				
88340.....	59-2859797....	10/01/2005	Hannover Life Reassurance Company of America.....	FL.....	YRT/I.....	XXXLO.....	1,633,432,238	565,214		777,965				
88340.....	59-2859797....	10/01/2005	Hannover Life Reassurance Company of America.....	FL.....	YRT/I.....	OL.....	132,196,108	18,569	15,165	198,299				
65676.....	35-0472300....	10/01/1946	Lincoln National Life Insurance Co.....	IN.....	YRT/I.....	AXXX.....	87,423,626	241,591	193,833	616,940				
65676.....	35-0472300....	10/01/1946	Lincoln National Life Insurance Co.....	IN.....	YRT/I.....	OL.....	100,433,119	100,806	88,751	1,005,076				
66346.....	58-0828824....	03/20/1979	Munich American Reassurance Co.....	GA.....	YRT/I.....	AXXX.....	808,132	225	118	6,491				
66346.....	58-0828824....	03/20/1979	Munich American Reassurance Co.....	GA.....	YRT/I.....	XXXLO.....	238,939,842	409,936		122				
66346.....	58-0828824....	03/20/1979	Munich American Reassurance Co.....	GA.....	YRT/I.....	OL.....	89,584,089	108,637	130,558	495,899				
68136.....	63-0169720....	10/01/2001	Protective Life Insurance Co.....	TN.....	ACO/I.....	FL.....		25,471,898	26,811,586	167,684				
93572.....	43-1235868....	10/01/1980	RGA Reinsurance Company.....	MO.....	CO/I.....	XXXL.....	7,781,032,496	144,256,590	138,351,825	13,032,900				
93572.....	43-1235868....	10/01/1980	RGA Reinsurance Company.....	MO.....	CO/I.....	OL.....	607,500	4,540	4,325	(6)				
93572.....	43-1235868....	10/01/1980	RGA Reinsurance Company.....	MO.....	YRT/I.....	AXXX.....	2,513,307,494	645,081	548,587	7,446,279				
93572.....	43-1235868....	10/01/1980	RGA Reinsurance Company.....	MO.....	YRT/I.....	XXXLO.....	3,678,012,623	665,142		3,863,392				
93572.....	43-1235868....	10/01/1980	RGA Reinsurance Company.....	MO.....	YRT/I.....	OL.....	1,314,553,149	6,264,103	5,928,953	6,549,862				
64688.....	75-6020048....	10/01/1983	Scor Global Life Americas Reinsurance Co.....	DE.....	YRT/I.....	AXXX.....	541,681,690	185,994	141,725	1,072,671				
64688.....	75-6020048....	10/01/1983	Scor Global Life Americas Reinsurance Co.....	DE.....	YRT/I.....	XXXLO.....	1,199,931,091	33,503		951,851				
64688.....	75-6020048....	10/01/1983	Scor Global Life Americas Reinsurance Co.....	DE.....	YRT/I.....	OL.....	346,021,073	51,997	49,263	460,154				
97071.....	13-3126819....	06/01/2012	SCOR Global Life USA Reins Co.....	DE.....	YRT/I.....	AXXX.....	19,725,177	2,823	3,596	39,891				
97071.....	13-3126819....	06/01/2012	SCOR Global Life USA Reins Co.....	DE.....	YRT/I.....	OL.....	567,711	18	15	861				
87572.....	23-2038295....	10/01/1984	Scottish Re Us Inc.....	DE.....	YRT/I.....	OL.....	19,891,996	834,881	1,179,981	479,979				
87572.....	23-2038295....	10/01/2002	Scottish Re Us Inc.....	DE.....	ACO/I.....	FL.....		80,375,531	91,363,250	3,900				
68713.....	84-0499703....	04/01/1994	Security Life of Denver Ins Co.....	CO.....	YRT/I.....	AXXX.....	501,212,403	169,687,608	168,393,856	16,092,908				

SCHEDULE S - PART 3 - SECTION 1

Reinsurance Ceded Life Insurance, Annuities, Deposit Funds and Other Liabilities
Without Life or Disability Contingencies, and Related Benefits Listed by Reinsuring Company as of December 31, Current Year

1 NAIC Company Code	2 ID Number	3 Effective Date	4 Name of Company	5 Domiciliary Jurisdiction	6 Type of Reinsurance Ceded	7 Type of Business Ceded	8 Amount In Force at End of Year	Reserve Credit Taken		11 Premiums	Outstanding Surplus Relief		14 Modified Coinsurance Reserve	15 Funds Withheld Under Coinsurance
								9 Current Year	10 Prior Year		12 Current Year	13 Prior Year		
68713.....	84-0499703....	04/01/1994	Security Life of Denver Ins Co.....	CO.....	YRT/I.....	OL.....123,907,645865,264873,2241,366,572
82627.....	06-0839705....	05/01/1987	Swiss Re Life and Health America Inc.....	MO.....	CO/G.....	OL.....22,50020,26023,957
82627.....	06-0839705....	03/01/1964	Swiss Re Life and Health America Inc.....	MO.....	YRT/I.....	AXXX.....2,790,719,0231,938,3691,914,7506,907,983
82627.....	06-0839705....	03/01/1964	Swiss Re Life and Health America Inc.....	MO.....	YRT/I.....	XXXLO.....1,292,190,021599,3331,113,651
82627.....	06-0839705....	03/01/1964	Swiss Re Life and Health America Inc.....	MO.....	YRT/I.....	OL.....713,097,913382,608343,539733,390
82627.....	06-0839705....	03/01/1964	Swiss Re Life and Health America Inc.....	MO.....	ADB/I.....	OL.....210
86231.....	39-0989781....	04/01/1991	Transamerica Life Insurance Company.....	IA.....	YRT/I.....	OL.....121,632,2851,768,1311,865,809866,967
86231.....	39-0989781....	05/01/1997	Transamerica Life Insurance Company.....	IA.....	CO/I.....	OL.....575,394,29216,419,27317,364,3311,363,024
0899999.	Total - General Account - Authorized - Non-Affiliates - U.S. Non-Affiliates.....					28,106,047,897453,840,687457,538,93769,954,0830000
1099999.	Total - General Account - Authorized - Non-Affiliates.....					28,106,047,897453,840,687457,538,93769,954,0830000
1199999.	Total - General Account - Authorized.....					28,935,950,425608,742,495612,368,847102,604,249001,758,750,5520
General Account - Unauthorized - Affiliates - U.S. - Captive														
13999.....	27-1712056....	06/28/2013	Olentangy Reinsurance LLC.....	VT.....	CO/I.....	XXXL.....20,309,172,466371,661,040348,528,46124,159,81579,728,334
13999.....	27-1712056....	06/28/2013	Olentangy Reinsurance LLC.....	VT.....	CO/I.....	AXXX.....4,581,347,0751,184,081,9651,113,329,00359,593,922871,530,764
13999.....	27-1712056....	06/28/2013	Olentangy Reinsurance LLC.....	VT.....	YRT/I.....	XXXLO.....3,480,269,94419,714,614
1288888.	Total - General Account - Unauthorized - Affiliates - U.S. - Captive.....					28,370,789,4851,555,743,0051,461,857,464103,468,351000951,259,098
1499999.	Total - General Account - Unauthorized - Affiliates - U.S. - Total.....					28,370,789,4851,555,743,0051,461,857,464103,468,351000951,259,098
1899999.	Total - General Account - Unauthorized - Affiliates.....					28,370,789,4851,555,743,0051,461,857,464103,468,351000951,259,098
General Account - Unauthorized - Non-Affiliates - U.S. Non-Affiliates														
93580.....	84-0849721....	01/01/2009	M Life Insurance Co.....	CO.....	YRT/I.....	AXXX.....1,135,617,5992,392,436
93580.....	84-0849721....	01/01/2009	M Life Insurance Co.....	CO.....	YRT/I.....	OL.....87,219,15386,686
93580.....	84-0849721....	01/01/2008	M Life Insurance Co.....	CO.....	MCO/I.....	AXXX.....277,790,7647,952,83011,404,793
93580.....	84-0849721....	01/01/2008	M Life Insurance Co.....	CO.....	MCO/I.....	OL.....495,103,2516,568,46915,695,315
1999999.	Total - General Account - Unauthorized - Non-Affiliates - U.S. Non-Affiliates.....					1,995,730,7670017,000,4210027,100,1080
General Account - Unauthorized - Non-Affiliates - Non-U.S. Non-Affiliates														
00000.....	AA-3190878....	07/01/2002	Wilton Reinsurance Bermuda Ltd.....	BMU.....	YRT/I.....	OL.....4,600,078206,859200,25718,039
2099999.	Total - General Account - Unauthorized - Non-Affiliates - Non-U.S. Non-Affiliates.....					4,600,078206,859200,25718,0390000
2199999.	Total - General Account - Unauthorized - Non-Affiliates.....					2,000,330,845206,859200,25717,018,4600027,100,1080
2299999.	Total - General Account - Unauthorized.....					30,371,120,3301,555,949,8641,462,057,721120,486,8110027,100,108951,259,098
3499999.	Total - General Account - Authorized, Unauthorized and Certified.....					59,307,070,7552,164,692,3592,074,426,568223,091,060001,785,850,660951,259,098
Separate Accounts - Authorized - Affiliates - U.S. - Other														
66869.....	31-4156830....	01/01/1994	Nationwide Life Insurance Company.....	OH.....	MCO/I.....	OL.....92,950,608
3699999.	Total - Separate Accounts - Authorized - Affiliates - U.S. - Other.....					00000092,950,6080
3799999.	Total - Separate Accounts - Authorized - Affiliates - U.S. - Total.....					00000092,950,6080
4199999.	Total - Separate Accounts - Authorized - Affiliates.....					00000092,950,6080
4599999.	Total - Separate Accounts - Authorized.....					00000092,950,6080
Separate Accounts - Unauthorized - Non-Affiliates - U.S. Non-Affiliates														
93580.....	84-0849721....	01/01/2008	M Life Insurance Co.....	CO.....	YRT/I.....	OL.....23,702,119

NATIONWIDE LIFE AND ANNUITY INSURANCE COMPANY

SCHEDULE S - PART 3 - SECTION 1

Reinsurance Ceded Life Insurance, Annuities, Deposit Funds and Other Liabilities
Without Life or Disability Contingencies, and Related Benefits Listed by Reinsuring Company as of December 31, Current Year

1 NAIC Company Code	2 ID Number	3 Effective Date	4 Name of Company	5 Domiciliary Jurisdiction	6 Type of Reinsurance Ceded	7 Type of Business Ceded	8 Amount In Force at End of Year	Reserve Credit Taken		11 Premiums	Outstanding Surplus Relief		14 Modified Coinsurance Reserve	15 Funds Withheld Under Coinsurance
								9 Current Year	10 Prior Year		12 Current Year	13 Prior Year		
5399999.	Total - Separate Accounts - Unauthorized - Non-Affiliates - U.S. Non-Affiliates.....					00000023,702,1190
5599999.	Total - Separate Accounts - Unauthorized - Non-Affiliates.....					00000023,702,1190
5699999.	Total - Separate Accounts - Unauthorized.....					00000023,702,1190
6899999.	Total - Separate Accounts - Authorized, Unauthorized and Certified.....					000000116,652,7270
6999999.	Total U.S.....					59,302,470,6772,164,485,5002,074,226,311223,073,021001,902,503,387951,259,098
7099999.	Total Non-U.S.....					4,600,078206,859200,25718,0390000
9999999.	Total.....					59,307,070,7552,164,692,3592,074,426,568223,091,060001,902,503,387951,259,098

SCHEDULE S - PART 3 - SECTION 2

Reinsurance Ceded Accident and Health Insurance Listed by Reinsuring Company as of December 31, Current Year

1 NAIC Company Code	2 ID Number	3 Effective Date	4 Name of Company	5 Domiciliary Jurisdiction	6 Type of Reinsurance Ceded	7 Type of Business Ceded	8 Premiums	9 Unearned Premiums (Estimated)	10 Reserve Credit Taken Other Than for Unearned Premiums	Outstanding Surplus Relief		13 Modified Coinsurance Reserve	14 Funds Withheld Under Coinsurance
										11 Current Year	12 Prior Year		

NONE

SCHEDULE S - PART 4

Reinsurance Ceded To Unauthorized Companies

1	2	3	4	5	6	7	8	9	10	11	12	13	14	15
NAIC Company Code	ID Number	Effective Date	Name of Reinsurer	Reserve Credit Taken	Paid and Unpaid Losses Recoverable (Debit)	Other Debits	Total (Cols. 5 + 6 + 7)	Letters of Credit	Issuing or Confirming Bank Reference Number (a)	Trust Agreements	Funds Deposited by and Withheld from Reinsurers	Other	Miscellaneous Balances (Credit)	Sum of Cols. 9 + 11 + 12 + 13 + 14 But Not in Excess of Col. 8
General Account - Life and Annuity - Affiliates - U.S. - Captive														
13999.....	27-1712056.	.06/28/2013	Olentangy Reinsurance LLC.....	..1,555,743,0051,555,743,005	XXX616,091,832	..1,031,641,32913,787,060	..1,555,743,005
0199999.	Total - General Account - Life and Annuity - Affiliates - U.S. - Captive.....			..1,555,743,00500	..1,555,743,0050XXX.....616,091,832	..1,031,641,329013,787,060	..1,555,743,005
0399999.	Total - General Account - Life and Annuity - Affiliates - U.S. - Total.....			..1,555,743,00500	..1,555,743,0050XXX.....616,091,832	..1,031,641,329013,787,060	..1,555,743,005
0799999.	Total - General Account - Life and Annuity - Affiliates.....			..1,555,743,00500	..1,555,743,0050XXX.....616,091,832	..1,031,641,329013,787,060	..1,555,743,005
General Account - Life and Annuity - Non-Affiliates - U.S. Non-Affiliates														
00000.....	AA-3190878	.07/01/2002	Wilton Reinsurance Bermuda Ltd.....206,859206,859300,000206,859
0899999.	Total - General Account - Life and Annuity - Non-Affiliates - U.S. Non-Affiliates.....		206,85900206,859300,000XXX.....0000206,859
1099999.	Total - General Account - Life and Annuity - Non-Affiliates.....		206,85900206,859300,000XXX.....0000206,859
1199999.	Total - General Account - Life and Annuity.....			..1,555,949,86400	..1,555,949,864300,000XXX.....616,091,832	..1,031,641,329013,787,060	..1,555,949,864
2399999.	Total - General Account.....			..1,555,949,86400	..1,555,949,864300,000XXX.....616,091,832	..1,031,641,329013,787,060	..1,555,949,864
3599999.	Total - U.S.....			..1,555,949,86400	..1,555,949,864300,000XXX.....616,091,832	..1,031,641,329013,787,060	..1,555,949,864
9999999.	Total.....			..1,555,949,86400	..1,555,949,864300,000XXX.....616,091,832	..1,031,641,329013,787,060	..1,555,949,864

(a)	Issuing or Confirming Bank Reference Number	Letters of Credit Code	American Bankers Association (ABA) Routing Number	Issuing or Confirming Bank Name	Letters of Credit Amount
001.....		1.....	026005092.....	Wells Fargo.....300,000

SCHEDULE S - PART 5

Reinsurance Ceded to Certified Reinsurers as of December 31, Current Year (\$000 Omitted)

1	2	3	4	5	6	7	8	9	10	11	12	13	14	15	Collateral							23	24	25	26
NAIC Company Code	ID Number	Effective Date	Name of Reinsurer	Domi- ciliary Juris- diction	Certi- fied Rein- surer Rating 6)	Effective Date of Certified Reinsurer Rating	Percent Collateral Required for Full Credit (0% - 100%)	Reserve Credit Taken	Paid and Unpaid Losses Recoverable (Debit)	Other Debits	Total Recoverable Reserve Credit Taken (Cols. 9 + 10 + 11)	Miscellaneous Balances (Credit)	Net Obligation Subject to Collateral (Col. 12 - 13)	Dollar Amount of Collateral Required for Full Credit (Col. 14 x Col. 8)	16 Multiple Beneficiary Trust	17 Letters of Credit	18 Issuing or Confirming Bank Reference Number (a)	19 Trust Agreements	20 Funds Deposited by and Withheld from Reinsurers	21 Other	22 Total Collateral Provided (Cols. 16 + 17 + 19 + 20 + 21)	Percent of Collateral Provided for Net Obligation Subject to Collateral (Col. 22 / Col. 14)	Percent Credit Allowed on Net Obligation Subject to Collateral (Col. 23 / Col. 8, not to Exceed 100%)	Amount of Credit Allowed for Net Obligation Subject to Collateral (Col. 14 x Col. 24)	Liability for Reinsurance with Certified Reinsurers Due to Collateral Deficiency (Col. 14 - Col. 25)

NONE

SCHEDULE S - PART 6

Five-Year Exhibit of Reinsurance Ceded Business
(\$000 Omitted)

		1	2	3	4	5
		2017	2016	2015	2014	2013
A.	OPERATIONS ITEMS					
1.	Premiums and annuity considerations for life and accident and health contracts.....	223,091	244,520	245,470	280,743	894,439
2.	Commissions and reinsurance expense allowances.....	45,421	44,313	41,235	40,828	112,287
3.	Contract claims.....	227,679	217,679	172,900	210,443	491,994
4.	Surrender benefits and withdrawals for life contracts.....	482,693	167,015	196,576	321,876	284,648
5.	Dividends to policyholders.....					
6.	Reserve adjustments on reinsurance ceded.....	(545,999)	(232,194)	(249,644)	(366,706)	(180,664)
7.	Increase in aggregate reserves for life and accident and health contracts.....	90,266	103,632	117,120	118,191	547,942
B.	BALANCE SHEET ITEMS					
8.	Premiums and annuity considerations for life and accident and health contracts deferred and uncollected.....	17,929	19,027	17,138	21,160	22,636
9.	Aggregate reserves for life and accident and health contracts.....	2,164,692	2,074,427	1,970,794	1,853,674	1,735,484
10.	Liability for deposit-type contracts.....					
11.	Contract claims unpaid.....	9,862	15,922	9,513	4,209	3,406
12.	Amounts recoverable on reinsurance.....	7,241	5,034	3,028	5,901	7,336
13.	Experience rating refunds due or unpaid.....					9,943
14.	Policyholders' dividends (not included in Line 10).....					
15.	Commissions and reinsurance expense allowances due.....	1,991	3,074			
16.	Unauthorized reinsurance offset.....		241			
17.	Offset for reinsurance with certified reinsurers.....					
C.	UNAUTHORIZED REINSURANCE (DEPOSITS BY AND FUNDS WITHHELD FROM)					
18.	Funds deposited by and withheld from (F).....	1,031,641	916,012	804,830	772,297	638,028
19.	Letters of credit (L).....	300	300	300	300	300
20.	Trust agreements (T).....	616,092	579,830	554,245	531,971	491,710
21.	Other (O).....					
D.	REINSURANCE WITH CERTIFIED REINSURERS (DEPOSITS BY AND FUNDS WITHHELD FROM)					
22.	Multiple beneficiary trust.....					
23.	Funds deposited by and withheld from (F).....					
24.	Letters of credit (L).....					
25.	Trust agreements (T).....					
26.	Other (O).....					

SCHEDULE S - PART 7

Restatement of Balance Sheet to Identify Net Credit for Ceded Reinsurance

	1	2	3
	As Reported (Net of Ceded)	Restatement Adjustments	Restated (Gross of Ceded)
ASSETS (Page 2, Col. 3)			
1. Cash and invested assets (Line 12).....	18,728,291,991		18,728,291,991
2. Reinsurance (Line 16).....	9,236,219	(9,236,219)	0
3. Premiums and considerations (Line 15).....	38,588,012	17,929,306	56,517,318
4. Net credit for ceded reinsurance.....	XXX	2,160,629,519	2,160,629,519
5. All other admitted assets (balance).....	179,336,130		179,336,130
6. Total assets excluding Separate Accounts (Line 26).....	18,955,452,352	2,169,322,606	21,124,774,958
7. Separate Account assets (Line 27).....	1,652,825,047		1,652,825,047
8. Total assets (Line 28).....	20,608,277,399	2,169,322,606	22,777,600,005
LIABILITIES, CAPITAL AND SURPLUS (Page 3)			
9. Contract reserves (Lines 1 and 2).....	15,632,956,041	2,164,692,352	17,797,648,393
10. Liability for deposit-type contracts (Line 3).....	16,886,495		16,886,495
11. Claim reserves (Line 4).....	29,465,615	9,862,243	39,327,858
12. Policyholder dividends/reserves (Lines 5 through 7).....	1,028,447		1,028,447
13. Premium & annuity considerations received in advance (Line 8).....	1,510,237		1,510,237
14. Other contract liabilities (Line 9).....	5,232,666	(5,231,989)	677
15. Reinsurance in unauthorized companies (Line 24.02 minus inset amount).....			0
16. Funds held under reinsurance treaties with unauthorized reinsurers (Line 24.03 minus inset amount).....	951,259,098		951,259,098
17. Reinsurance with certified reinsurers (Line 24.02 inset amount).....			0
18. Funds held under reinsurance treaties with certified reinsurers (Line 24.03 inset amount).....			0
19. All other liabilities (balance).....	977,543,995		977,543,995
20. Total liabilities excluding Separate Accounts (Line 26).....	17,615,882,594	2,169,322,606	19,785,205,200
21. Separate Account liabilities (Line 27).....	1,652,825,047		1,652,825,047
22. Total liabilities (Line 28).....	19,268,707,641	2,169,322,606	21,438,030,247
23. Capital & surplus (Line 38).....	1,339,569,758	XXX	1,339,569,758
24. Total liabilities, capital & surplus (Line 39).....	20,608,277,399	2,169,322,606	22,777,600,005
NET CREDIT FOR CEDED REINSURANCE			
25. Contract reserves.....	2,164,692,352		
26. Claim reserves.....	9,862,243		
27. Policyholder dividends/reserves.....	0		
28. Premium & annuity considerations received in advance.....	0		
29. Liability for deposit-type contracts.....	0		
30. Other contract liabilities.....	(5,231,989)		
31. Reinsurance ceded assets.....	9,236,219		
32. Other ceded reinsurance recoverables.....	0		
33. Total ceded reinsurance recoverables.....	2,178,558,825		
34. Premiums and considerations.....	17,929,306		
35. Reinsurance in unauthorized companies.....	0		
36. Funds held under reinsurance treaties with unauthorized reinsurers.....	0		
37. Reinsurance with certified reinsurers.....	0		
38. Funds held under reinsurance treaties with certified reinsurers.....	0		
39. Other ceded reinsurance payables/offsets.....	0		
40. Total ceded reinsurance payables/offsets.....	17,929,306		
41. Total net credit for ceded reinsurance.....	2,160,629,519		

SCHEDULE T - PART 2

INTERSTATE COMPACT - EXHIBIT OF PREMIUMS WRITTEN

Allocated by States and Territories

			Direct Business Only					
			1 Life (Group and Individual)	2 Annuities (Group and Individual)	3 Disability Income (Group and Individual)	4 Long-Term Care (Group and Individual)	5 Deposit-Type Contracts	6 Totals
States, Etc.								
1.	Alabama.....	AL	10,248,571	87,857				10,336,428
2.	Alaska.....	AK	1,445,854					1,445,854
3.	Arizona.....	AZ	22,104,653	59,167				22,163,820
4.	Arkansas.....	AR	5,663,996	18,647				5,682,643
5.	California.....	CA	240,590,251	171,594				240,761,845
6.	Colorado.....	CO	16,648,233					16,648,233
7.	Connecticut.....	CT	20,242,401					20,242,401
8.	Delaware.....	DE	14,101,243					14,101,243
9.	District of Columbia.....	DC	2,063,455					2,063,455
10.	Florida.....	FL	73,860,255	238,985				74,099,240
11.	Georgia.....	GA	27,955,397					27,955,397
12.	Hawaii.....	HI	6,634,955	115,245				6,750,200
13.	Idaho.....	ID	2,683,334					2,683,334
14.	Illinois.....	IL	47,126,722					47,126,722
15.	Indiana.....	IN	12,167,900	120,408				12,288,308
16.	Iowa.....	IA	5,717,821	22,642				5,740,463
17.	Kansas.....	KS	7,466,052					7,466,052
18.	Kentucky.....	KY	13,535,517	86,037				13,621,554
19.	Louisiana.....	LA	7,940,539	25,052				7,965,591
20.	Maine.....	ME	1,823,447					1,823,447
21.	Maryland.....	MD	35,932,498	174,437				36,106,935
22.	Massachusetts.....	MA	25,937,682	23,927				25,961,609
23.	Michigan.....	MI	63,913,432	101,191				64,014,623
24.	Minnesota.....	MN	21,423,788					21,423,788
25.	Mississippi.....	MS	5,379,977					5,379,977
26.	Missouri.....	MO	17,100,906	108,753				17,209,659
27.	Montana.....	MT	661,498					661,498
28.	Nebraska.....	NE	5,240,453					5,240,453
29.	Nevada.....	NV	14,670,890					14,670,890
30.	New Hampshire.....	NH	2,428,192					2,428,192
31.	New Jersey.....	NJ	61,892,683	66,922				61,959,605
32.	New Mexico.....	NM	2,033,251					2,033,251
33.	New York.....	NY	2,251,220					2,251,220
34.	North Carolina.....	NC	58,089,559	13,858				58,103,417
35.	North Dakota.....	ND	1,892,562					1,892,562
36.	Ohio.....	OH	62,206,302	115,575				62,321,877
37.	Oklahoma.....	OK	4,137,277	25,991				4,163,268
38.	Oregon.....	OR	9,706,404	97,089				9,803,493
39.	Pennsylvania.....	PA	84,650,033	76,920				84,726,953
40.	Rhode Island.....	RI	5,430,667	13,508				5,444,175
41.	South Carolina.....	SC	14,239,818	262,494				14,502,312
42.	South Dakota.....	SD	2,923,234					2,923,234
43.	Tennessee.....	TN	18,654,590	128,139				18,782,729
44.	Texas.....	TX	98,103,807	63,669				98,167,476
45.	Utah.....	UT	17,714,356					17,714,356
46.	Vermont.....	VT	1,621,444					1,621,444
47.	Virginia.....	VA	44,716,068					44,716,068
48.	Washington.....	WA	24,233,606					24,233,606
49.	West Virginia.....	WV	7,262,122					7,262,122
50.	Wisconsin.....	WI	13,055,846					13,055,846
51.	Wyoming.....	WY	1,402,456					1,402,456
52.	American Samoa.....	AS	7,216					7,216
53.	Guam.....	GU	523					523
54.	Puerto Rico.....	PR	8,876					8,876
55.	US Virgin Islands.....	VI	3,438					3,438
56.	Northern Mariana Islands.....	MP						0
57.	Canada.....	CAN	20,057					20,057
58.	Aggregate Other Alien.....	OT	650,756					650,756
59.	Totals.....		1,269,618,083	2,218,107	0	0	0	1,271,836,190

SCHEDULE Y

PART 1A - DETAIL OF INSURANCE HOLDING COMPANY SYSTEM

1	2	3	4	5	6	7	8	9	10	11	12	13	14	15	16
Group Code	Group Name	NAIC Company Code	ID Number	Federal RSSD	CIK	Name of Securities Exchange if Publicly Traded (U.S. or International)	Names of Parent, Subsidiaries or Affiliates	Domiciliary Location	Relationship to Reporting Entity	Directly Controlled by (Name of Entity/Person)	Type of Control (Ownership Board, Management, Attorney-in-Fact, Influence, Other)	If Control is Ownership Provide Percentage	Ultimate Controlling Entity(ies)/Person(s)	Is an SCA Filing Required? (Y/N)	*
Members															
0140	Nationwide.....	31-1486309..	..4595018	10 W. Nationwide, LLC.....	OH.....	NIA.....	Nationwide Realty Investors, Ltd.....	ownership.....	...100.000	Nationwide Mutual Insurance Company.....	...N.....
0140	Nationwide.....	31-1486309..	..4810074	1000 Yard Street, LLC.....	OH.....	NIA.....	Nationwide Realty Investors, Ltd.....	ownership.....	...100.000	Nationwide Mutual Insurance Company.....	...N.....
0140	Nationwide.....	31-1486309..	..4869474	1015 Long Street, LLC.....	OH.....	NIA.....	Nationwide Realty Investors, Ltd.....	ownership.....	...100.000	Nationwide Mutual Insurance Company.....	...N.....
0140	Nationwide.....	31-1486309..	..4810047	1050 Yard Street, LLC.....	OH.....	NIA.....	Nationwide Realty Investors, Ltd.	ownership.....	...100.000	Nationwide Mutual Insurance Company.....	...N.....
0140	Nationwide.....	31-1486309..	..4810038	1125 Rail Street, LLC.....	OH.....	NIA.....	Nationwide Realty Investors, Ltd.....	ownership.....	...100.000	Nationwide Mutual Insurance Company.....	...N.....
0140	Nationwide.....	31-1733036..	..4594963	120 Acre Partners, LLC.....	DE.....	NIA.....	Nationwide Realty Investors, Ltd.....	ownership.....	...95.000	Nationwide Mutual Insurance Company.....	...N.....	1.....
0140	Nationwide.....	26-2451988..	..4288132	1492 Capital, LLC.....	OH.....	NIA.....	Nationwide Mutual Insurance Company.....	ownership.....	...100.000	Nationwide Mutual Insurance Company.....	...N.....
0140	Nationwide.....	31-1486309..	..5113932	111 Rivulon Boulevard, LLC.....	OH.....	NIA.....	Nationwide Realty Investors, Ltd.....	ownership.....	...100.000	Nationwide Mutual Insurance Company.....	...N.....
0140	Nationwide.....	31-1486309..	..4810083	155 Rivulon Boulevard, LLC.....	OH.....	NIA.....	Nationwide Realty Investors, Ltd.....	ownership.....	...100.000	Nationwide Mutual Insurance Company.....	...N.....
0140	Nationwide.....	31-1486309..	..5113923	161 Rivulon Boulevard, LLC.....	OH.....	NIA.....	Nationwide Realty Investors, Ltd.....	ownership.....	...100.000	Nationwide Mutual Insurance Company.....	...N.....
0140	Nationwide.....	31-1580283..	..5042171	170 Marconi, LLC.....	OH.....	NIA.....	NWD Investments, LLC.....	ownership.....	...100.000	Nationwide Mutual Insurance Company.....	...N.....
0140	Nationwide.....	31-1580283..	..4960960	245 Parks Edge Place, LLC.....	OH.....	NIA.....	NWD Investments, LLC.....	ownership.....	...100.000	Nationwide Mutual Insurance Company.....	...N.....
0140	Nationwide.....	31-1486309..	..4810092	275 Rivulon Boulevard, LLC.....	OH.....	NIA.....	Nationwide Realty Investors, Ltd.....	ownership.....	...100.000	Nationwide Mutual Insurance Company.....	...N.....
0140	Nationwide.....	31-1486309..	..5092952	343 N. Front, LLC.....	OH.....	NIA.....	Nationwide Realty Investors, Ltd.....	ownership.....	...100.000	Nationwide Mutual Insurance Company.....	...N.....
0140	Nationwide.....	31-1580283..	..4590835	400 West Nationwide Boulevard, LLC.....	OH.....	NIA.....	NWD Investments, LLC.....	ownership.....	...100.000	Nationwide Mutual Insurance Company.....	...N.....
0140	Nationwide.....	31-1580283..	..4591140	425 West Nationwide Boulevard, LLC.....	OH.....	NIA.....	NWD Investments, LLC.....	ownership.....	...100.000	Nationwide Mutual Insurance Company.....	...N.....
0140	Nationwide.....	31-1486309..	..4595009	44 Chestnut, LLC.....	OH.....	NIA.....	Nationwide Realty Investors, Ltd.....	ownership.....	...100.000	Nationwide Mutual Insurance Company.....	...N.....
0140	Nationwide.....	31-1486309..	..4890843	75 Rivulon Boulevard, LLC.....	OH.....	NIA.....	Nationwide Realty Investors, Ltd.....	ownership.....	...100.000	Nationwide Mutual Insurance Company.....	...N.....
0140	Nationwide.....	20-4939866..	..4590750	775 Yard Street, LLC.....	OH.....	NIA.....	NRI Equity Land Investments, LLC.....	ownership.....	...100.000	Nationwide Mutual Insurance Company.....	...N.....
0140	Nationwide.....	20-4939866..	..4810104	780 Yard Street, LLC.....	OH.....	NIA.....	NRI Equity Land Investments, LLC.....	ownership.....	...100.000	Nationwide Mutual Insurance Company.....	...N.....
0140	Nationwide.....	20-4939866..	..4671583	795 Rail Street, LLC.....	OH.....	NIA.....	NRI Equity Land Investments, LLC.....	ownership.....	...100.000	Nationwide Mutual Insurance Company.....	...N.....
0140	Nationwide.....	20-4939866..	..4590602	800 Bobcat Avenue, LLC.....	OH.....	NIA.....	NRI Equity Land Investments, LLC.....	ownership.....	...100.000	Nationwide Mutual Insurance Company.....	...N.....
0140	Nationwide.....	20-4939866..	..4671499	800 Goodale Boulevard, LLC.....	OH.....	NIA.....	NRI Equity Land Investments, LLC.....	ownership.....	...100.000	Nationwide Mutual Insurance Company.....	...N.....
0140	Nationwide.....	20-4939866..	..4671789	800 Yard Street, LLC.....	OH.....	NIA.....	NRI Equity Land Investments, LLC.....	ownership.....	...100.000	Nationwide Mutual Insurance Company.....	...N.....
0140	Nationwide.....	20-4939866..	..4590778	805 Bobcat Avenue, LLC.....	OH.....	NIA.....	GVY Residential, LLC.....	ownership.....	...100.000	Nationwide Mutual Insurance Company.....	...N.....
0140	Nationwide.....	20-4939866..	..4890834	808 Yard Street, LLC.....	OH.....	NIA.....	GVY Residential, LLC.....	ownership.....	...100.000	Nationwide Mutual Insurance Company.....	...N.....
0140	Nationwide.....	20-4939866..	..4869465	820 Goodale Boulevard, LLC.....	OH.....	NIA.....	NRI Equity Land Investments, LLC.....	ownership.....	...100.000	Nationwide Mutual Insurance Company.....	...N.....
0140	Nationwide.....	20-4939866..	..5042612	825 Junction Way, LLC.....	OH.....	NIA.....	GVY Residential, LLC.....	ownership.....	...100.000	Nationwide Mutual Insurance Company.....	...N.....
.....	37-1865892..	n/a.....	828 at the Yard Condominimums Home Owners Association	OH.....	OTH.....	Other non-Nationwide.....	n/a.....	Other non-Nationwide.....	...N.....	2.....
0140	Nationwide.....	20-4939866..	..5012286	828 Bobcat Avenue, LLC.....	OH.....	NIA.....	NRI Equity Land Investments, LLC.....	ownership.....	...100.000	Nationwide Mutual Insurance Company.....	...N.....
0140	Nationwide.....	20-4939866..	..4890759	840 Third Avenue, LLC.....	OH.....	NIA.....	NRI Equity Land Investments, LLC.....	ownership.....	...100.000	Nationwide Mutual Insurance Company.....	...N.....
0140	Nationwide.....	20-4939866..	..4590611	845 Yard Street, LLC.....	OH.....	NIA.....	GVY Residential, LLC.....	ownership.....	...100.000	Nationwide Mutual Insurance Company.....	...N.....
0140	Nationwide.....	20-4939866..	..4590787	850 Goodale Blvd., LLC.....	OH.....	NIA.....	NRI Equity Land Investments, LLC.....	ownership.....	...100.000	Nationwide Mutual Insurance Company.....	...N.....
0140	Nationwide.....	20-4939866..	..4903921	860 Third Avenue, LLC.....	OH.....	NIA.....	NRI Equity Land Investments, LLC.....	ownership.....	...100.000	Nationwide Mutual Insurance Company.....	...N.....
0140	Nationwide.....	20-4939866..	..4903912	880 Third Avenue, LLC.....	OH.....	NIA.....	NRI Equity Land Investments, LLC.....	ownership.....	...100.000	Nationwide Mutual Insurance Company.....	...N.....

SCHEDULE Y

PART 1A - DETAIL OF INSURANCE HOLDING COMPANY SYSTEM

52.1

1	2	3	4	5	6	7	8	9	10	11	12	13	14	15	16
Group Code	Group Name	NAIC Company Code	ID Number	Federal RSSD	CIK	Name of Securities Exchange if Publicly Traded (U.S. or International)	Names of Parent, Subsidiaries or Affiliates	Domiciliary Location	Relationship to Reporting Entity	Directly Controlled by (Name of Entity/Person)	Type of Control (Ownership Board, Management, Attorney-in-Fact, Influence, Other)	If Control is Ownership Provide Percentage	Ultimate Controlling Entity(ies)/Person(s)	Is an SCA Filing Required? (Y/N)	*
0140	Nationwide.....		20-4939866..	...4869438	895 W. Third Avenue, LLC.....	OH.....	NIA.....	NRI Equity Land Investments, LLC.....	ownership.....	...100.000	Nationwide Mutual Insurance Company.....N.....
0140	Nationwide.....		20-4939866..	...5143069	950 Dorchester Way, LLC.....	OH.....	NIA.....	GVY Residential, LLC.....	ownership.....	...100.000	Nationwide Mutual Insurance Company.....N.....
0140	Nationwide.....		31-1486309..	...5092943	960 Bobcat Avenue, LLC.....	OH.....	NIA.....	Nationwide Realty Investors, Ltd.....	ownership.....	...100.000	Nationwide Mutual Insurance Company.....N.....
0140	Nationwide.....		31-1486309..	...4810029	975 Rail Street, LLC.....	OH.....	NIA.....	Nationwide Realty Investors, Ltd.....	ownership.....	...100.000	Nationwide Mutual Insurance Company.....N.....
0140	Nationwide.....		31-1486309..	...5082001	995 Yard Street, LLC.....	OH.....	NIA.....	Nationwide Realty Investors, Ltd.....	ownership.....	...100.000	Nationwide Mutual Insurance Company.....N.....
0140	Nationwide.....		31-1680808..	...4594833	AD Investments, LLC.....	OH.....	NIA.....	Nationwide Realty Investors, Ltd.....	ownership.....60.000	Nationwide Mutual Insurance Company.....N.....	1.....
0140	Nationwide.....		31-1580283..	...4590992	ADTV, LLC.....	OH.....	NIA.....	NWD Investments, LLC.....	ownership.....	...100.000	Nationwide Mutual Insurance Company.....N.....
0140	Nationwide.....		52-2227314..	...4287247	AGMC Reinsurance, Ltd.....	TCA.....	IA.....	Nationwide Advantage Mortgage Company.....	ownership.....	...100.000	Nationwide Mutual Insurance Company.....N.....
0140	Nationwide.....		42-1011300..	...4287229	ALLIED General Agency Company.....	IA.....	IA.....	AMCO Insurance Company.....	ownership.....	...100.000	Nationwide Mutual Insurance Company.....N.....
0140	Nationwide.....		42-0958655..	...1677548	ALLIED Group, Inc.....	IA.....	IA.....	Allied Holdings (Delaware), Inc.....	ownership.....	...100.000	Nationwide Mutual Insurance Company.....N.....
0140	Nationwide.....		46-4628790..	...4613462	Allied Holdings (Delaware), Inc.....	DE.....	IA.....	Nationwide Mutual Insurance Company.....	ownership.....	...100.000	Nationwide Mutual Insurance Company.....Y.....
0140	Nationwide.....	10127..	27-0114983..	...4288169	ALLIED Insurance Company of America.....	OH.....	IA.....	Nationwide Mutual Insurance Company.....	ownership.....	...100.000	Nationwide Mutual Insurance Company.....N.....
0140	Nationwide.....	42579..	42-1201931..	...4287144	ALLIED Property and Casualty Insurance Company	IA.....	IA.....	ALLIED Group, Inc.....	ownership.....	...100.000	Nationwide Mutual Insurance Company.....N.....
0140	Nationwide.....		42-1527863..	...4287238	ALLIED Texas Agency, Inc.....	TX.....	IA.....	AMCO Insurance Company.....	ownership.....	...100.000	Nationwide Mutual Insurance Company.....N.....
0140	Nationwide.....	19100..	42-6054959..	...4287153	AMCO Insurance Company.....	IA.....	IA.....	ALLIED Group, Inc.....	ownership.....	...100.000	Nationwide Mutual Insurance Company.....N.....
0140	Nationwide.....		59-1031596..	...4288011	American Marine Underwriters, Inc.....	FL.....	IA.....	Nationwide Mutual Insurance Company.....	ownership.....	...100.000	Nationwide Mutual Insurance Company.....N.....
0140	Nationwide.....		81-4532504..	...5082029	American Tax Credit Fund 2017-A, LLC.....	OH.....	NIA.....	Nationwide Life Insurance Company	ownership.....	...100.000	Nationwide Mutual Insurance Company.....N.....
0140	Nationwide.....		82-2001573..	...5167113	American Tax Credit Fund 2017-B, LLC.....	OH.....	NIA.....	Nationwide Life Insurance Company	ownership.....	...100.000	Nationwide Mutual Insurance Company.....N.....
0140	Nationwide.....		31-1580283..	...4591177	Arena District CA I, LLC.....	OH.....	NIA.....	NWD Investments, LLC.....	ownership.....	...100.000	Nationwide Mutual Insurance Company.....N.....
.....		36-4857239..	n/a.....	Arena District Garage Condominium Association	OH.....	OTH.....	Other non-Nationwide.....	n/a.....	Other non-Nationwide.....N.....	2.....
.....		90-0280710..	n/a.....	Arena District Owners Association.....	OH.....	OTH.....	Other non-Nationwide.....	n/a.....	Other non-Nationwide.....N.....	2.....
.....		35-2582728..	n/a.....	Arena District Swim Club Association.....	OH.....	OTH.....	Other non-Nationwide.....	n/a.....	Other non-Nationwide.....N.....	2.....
0140	Nationwide.....		31-1486309..	...5012277	Ballantrae Woods, LLC.....	OH.....	NIA.....	Nationwide Realty Investors, Ltd.....	ownership.....	...100.000	Nationwide Mutual Insurance Company.....N.....
0140	Nationwide.....		26-4083207..	...4869447	Berkshire Crossing Development, LLC.....	DE.....	NIA.....	NorthStar Commercial Development, LLC.....	ownership.....	...100.000	Nationwide Mutual Insurance Company.....N.....
0140	Nationwide.....		31-1555487..	...4593658	Broad Street Retail, LLC.....	DE.....	NIA.....	Nationwide Realty Investors, Ltd.....	ownership.....60.000	Nationwide Mutual Insurance Company.....N.....	1.....
0140	Nationwide.....		20-3624379..	...4595531	Brooke School Investment Fund, LLC.....	DE.....	NIA.....	Nationwide Mutual Insurance Company.....	ownership.....	...100.000	Nationwide Mutual Insurance Company.....N.....
0140	Nationwide.....		26-0899413..	...3730540	CHP New Markets Investment Fund, LLC.....	OH.....	OTH.....	Nationwide Mutual Insurance Company.....	Limited partner /no control50.000	other non-Nationwide.....N.....	2.....
0140	Nationwide.....		20-1618232..	...4595241	CNRI-Cannonsport Condominium, LLC.....	OH.....	NIA.....	CNRI-Cannonsport, LLC.....	ownership.....	...100.000	Nationwide Mutual Insurance Company.....N.....
0140	Nationwide.....		20-1618232..	...4595045	CNRI- Cannonsport, LLC.....	OH.....	NIA.....	Nationwide Realty Investors, Ltd.....	ownership.....	...100.000	Nationwide Mutual Insurance Company.....N.....
.....		n/a.....	n/a.....	Co-Investment Fund, LLC.....	DE.....	OTH.....	Other non-Nationwide.....	n/a.....	Other non-Nationwide.....N.....	2.....
0140	Nationwide.....		31-1579973..	...2998688	COLHOC Limited Partnership.....	OH.....	NIA.....	NRI Arena, LLC.....	ownership.....30.760	Other non-Nationwide.....N.....	1.....
0140	Nationwide.....	29262..	74-1061659..	...4288057	Colonial County Mutual Insurance Company.....	TX.....	IA.....	Other non-Nationwide.....	contract.....	Other non-Nationwide.....N.....	2.....
.....		45-4901238..	n/a.....	Columbus Arena Management, LLC.....	OH.....	OTH.....	Other non-Nationwide.....	n/a.....	Other non-Nationwide.....N.....	2.....

SCHEDULE Y

PART 1A - DETAIL OF INSURANCE HOLDING COMPANY SYSTEM

1	2	3	4	5	6	7	8	9	10	11	12	13	14	15	16
Group Code	Group Name	NAIC Company Code	ID Number	Federal RSSD	CIK	Name of Securities Exchange if Publicly Traded (U.S. or International)	Names of Parent, Subsidiaries or Affiliates	Domiciliary Location	Relationship to Reporting Entity	Directly Controlled by (Name of Entity/Person)	Type of Control (Ownership Board, Management, Attorney-in-Fact, Influence, Other)	If Control is Ownership Provide Percentage	Ultimate Controlling Entity(ies)/Person(s)	Is an SCA Filing Required? (Y/N)	*
0140	Nationwide.....	18961...	68-0066866..	...4288178	Crestbrook Insurance Company.....	OH.....	IA.....	Nationwide Mutual Insurance Company.....	ownership.....	...100.000	Nationwide Mutual Insurance Company.....N.....
0140	Nationwide.....	31-1486309..	...4590255	Crewville, Ltd.....	OH.....	NIA.....	Nationwide Realty Investors, Ltd.....	ownership.....	...100.000	Nationwide Mutual Insurance Company.....N.....
0140	Nationwide.....	42587...	42-1207150..	...4287162	Depositors Insurance Company.....	IA.....	IA.....	ALLIED Group, Inc.....	ownership.....	...100.000	Nationwide Mutual Insurance Company.....N.....
.....	46-4104813..	n/a.....	Discover Affordable Housing Investment Fund I LLC	OH.....	OTH.....	Other non-Nationwide.....	n/a.....	Other non-Nationwide.....N.....	2.....
0140	Nationwide.....	33-0096671..	...4287694	DVM Insurance Agency.....	CA.....	NIA.....	Veterinary Pet Insurance Company.....	ownership.....	...100.000	Nationwide Mutual Insurance Company.....N.....
0140	Nationwide.....	15821...	47-4523959..	...4890825	Eagle Captive Reinsurance, LLC.....	OH.....	IA.....	Nationwide Life Insurance Company.....	ownership.....	...100.000	Nationwide Mutual Insurance Company.....N.....
0140	Nationwide.....	20-1945276..	...4590590	East of Madison, LLC.....	DE.....	NIA.....	120 Acre Partners, Ltd.....	ownership.....	...24.910	Nationwide Mutual Insurance Company.....N.....	1.....
0140	Nationwide.....	20-1945276..	...4590590	East of Madison, LLC.....	DE.....	NIA.....	ND La Quinta Partners, LLC.....	ownership.....	...75.090	Nationwide Mutual Insurance Company.....N.....	1.....
.....	30-0951639..	n/a.....	ERN-4 Property Owners Association, Inc.....	OH.....	OTH.....	Other non-Nationwide.....	n/a.....	Other non-Nationwide.....N.....	2.....
0140	Nationwide.....	13838...	42-0618271..	...4569372	Farmland Mutual Insurance Company.....	IA.....	OTH.....	Other non-Nationwide.....	debt.....	Other non-Nationwide.....N.....	2.....
0140	Nationwide.....	22209...	75-6013587..	...4287676	Freedom Specialty Insurance Company.....	OH.....	IA.....	Scottsdale Insurance Company	ownership.....	...100.000	Nationwide Mutual Insurance Company.....N.....
.....	46-4736379..	n/a.....	GPN-1 Property Owners Association, Inc.....	OH.....	OTH.....	Other non-Nationwide.....	n/a.....	other non-Nationwide.....N.....	2.....
0140	Nationwide.....	20-4939866..	...4590808	Grandview Yard Hotel Holdings, LLC.....	OH.....	NIA.....	NRI Equity Land Investments, LLC.....	ownership.....	...100.000	Nationwide Mutual Insurance Company.....N.....
0140	Nationwide.....	20-4939866..	...4590826	Grandview Yard Hotel, LLC.....	OH.....	NIA.....	Grandview Yard Hotel Holdings, LLC.....	ownership.....	...100.000	Nationwide Mutual Insurance Company.....N.....
0140	Nationwide.....	20-4939866..	...5036200	GVY Residential, LLC.....	OH.....	NIA.....	NRI Equity Land Investments, LLC.....	ownership.....	...100.000	Nationwide Mutual Insurance Company.....N.....
0140	Nationwide.....	51-0241172..	...3582909	Harleysville Group Inc.....	DE.....	NIA.....	Allied Holdings (Delaware), Inc.....	ownership.....	...100.000	Nationwide Mutual Insurance Company.....N.....
0140	Nationwide.....	23582...	41-0417250..	...4442260	Harleysville Insurance Company.....	OH.....	IA.....	Harleysville Group, Inc.....	ownership.....	...100.000	Nationwide Mutual Insurance Company.....N.....
.....
0140	Nationwide.....	42900...	23-2253669..	...4442158	Harleysville Insurance Company of New Jersey	NJ.....	IA.....	Harleysville Group, Inc.....	ownership.....	...100.000	Nationwide Mutual Insurance Company.....N.....
0140	Nationwide.....	10674...	23-2864924..	...4442242	Harleysville Insurance Company of New York....	OH.....	IA.....	Harleysville Group, Inc.....	ownership.....	...100.000	Nationwide Mutual Insurance Company.....N.....
0140	Nationwide.....	14516...	38-3198542..	...4442251	Harleysville Lake States Insurance Company....	MI.....	IA.....	Harleysville Group, Inc.....	ownership.....	...100.000	Nationwide Mutual Insurance Company.....N.....
0140	Nationwide.....	64327...	23-1580983..	...4440659	Harleysville Life Insurance Company.....	OH.....	IA.....	Nationwide Mutual Insurance Company.....	ownership.....	...100.000	Nationwide Mutual Insurance Company.....N.....
0140	Nationwide.....	35696...	23-2384978..	...4442288	Harleysville Preferred Insurance Company.....	OH.....	IA.....	Harleysville Group, Inc.....	ownership.....	...100.000	Nationwide Mutual Insurance Company.....N.....
0140	Nationwide.....	26182...	04-1989660..	...4442372	Harleysville Worcester Insurance Company.....	OH.....	IA.....	Harleysville Group, Inc.....	ownership.....	...100.000	Nationwide Mutual Insurance Company.....N.....
0140	Nationwide.....	32-0051216..	...4596903	Hideaway Properties Corporation.....	CA.....	NIA.....	Nationwide Realty Investors, Ltd.....	ownership.....	...50.000	Nationwide Mutual Insurance Company.....N.....	1.....
0140	Nationwide.....	31-0871532..	...4288020	Insurance Intermediaries, Inc.....	OH.....	IA.....	Nationwide Mutual Insurance Company.....	ownership.....	...100.000	Nationwide Mutual Insurance Company.....N.....
0140	Nationwide.....	20-3289512..	...3848436	Jefferson National Financial Corp.....	DE.....	NIA.....	Nationwide Life Insurance Company.....	ownership.....	...100.000	Nationwide Mutual Insurance Company.....Y.....
0140	Nationwide.....	64017...	75-0300900..	...3332887	Jefferson National Life Insurance Company.....	TX.....	IA.....	Jefferson National Financial Corporation.....	ownership.....	...100.000	Nationwide Mutual Insurance Company.....N.....
.....
0140	Nationwide.....	15727...	47-1180302..	...5111899	Jefferson National Life Insurance Company of New York	NY.....	IA.....	Jefferson National Life Insurance Company....	ownership.....	...100.000	Nationwide Mutual Insurance Company.....N.....
0140	Nationwide.....	61-1340595..	...5113503	Jefferson National Securities Corporation.....	DE.....	NIA.....	Jefferson National Financial Corporation.....	ownership.....	...100.000	Nationwide Mutual Insurance Company.....N.....
0140	Nationwide.....	31-1486309..	...4097802	Jerome Village Company, LLC.....	OH.....	NIA.....	Nationwide Realty Investors, Ltd.....	ownership.....	...100.000	Nationwide Mutual Insurance Company.....N.....
.....	46-2974590..	n/a.....	Jerome Village Master Property Owners Association, Inc.....	OH.....	OTH.....	Other non-Nationwide.....	n/a.....	Other non-Nationwide.....N.....	2.....
0140	Nationwide.....	20-8945345..	...5111938	JNF Advisors, Inc.....	DE.....	NIA.....	Jefferson National Financial Corporation.....	ownership.....	...100.000	Nationwide Mutual Insurance Company.....N.....
.....	46-2956640..	n/a.....	Jerome Village Residential Property Owners Association, Inc.....	OH.....	OTH.....	Other non-Nationwide.....	n/a.....	Other non-Nationwide.....N.....	2.....

SCHEDULE Y

PART 1A - DETAIL OF INSURANCE HOLDING COMPANY SYSTEM

52.3

1	2	3	4	5	6	7	8	9	10	11	12	13	14	15	16
Group Code	Group Name	NAIC Company Code	ID Number	Federal RSSD	CIK	Name of Securities Exchange if Publicly Traded (U.S. or International)	Names of Parent, Subsidiaries or Affiliates	Domiciliary Location	Relationship to Reporting Entity	Directly Controlled by (Name of Entity/Person)	Type of Control (Ownership Board, Management, Attorney-in-Fact, Influence, Other)	If Control is Ownership Provide Percentage	Ultimate Controlling Entity(ies)/Person(s)	Is an SCA Filing Required? (Y/N)	*
0140	Nationwide.....	31-1486309..	...4590312	JV Developers, LLC.....	OH.....	OTH.....	Nationwide Realty Investors, Ltd.....	ownership.....	...100.000	Nationwide Mutual Insurance Company.....N.....	2.....
0140	Nationwide.....	74-1395229..	...4613350	Lone Star General Agency, Inc.....	TX.....	IA.....	Nationwide Mutual Insurance Company.....	ownership.....	...100.000	Nationwide Mutual Insurance Company.....N.....
0140	Nationwide.....	11991...	38-0865250..	...4288187	National Casualty Company.....	OH.....	IA.....	Nationwide Mutual Insurance Company.....	ownership.....	...100.000	Nationwide Mutual Insurance Company.....N.....
0140	Nationwide.....	AC000920....	...4614900	National Casualty Company of America, Ltd.....	GBR.....	IA.....	National Casualty Company.....	ownership.....	...100.000	Nationwide Mutual Insurance Company.....N.....
0140	Nationwide.....	42-1154244..	...2889795	Nationwide Advantage Mortgage Company.....	IA.....	NIA.....	AMCO Insurance Company.....	ownership.....87.300	Nationwide Mutual Insurance Company.....Y.....	1.....
0140	Nationwide.....	42-1154244..	...2889795	Nationwide Advantage Mortgage Company.....	IA.....	NIA.....	ALLIED Property & Casualty Insurance Company	ownership.....8.470	Nationwide Mutual Insurance Company.....Y.....	1.....
0140	Nationwide.....	42-1154244..	...2889795	Nationwide Advantage Mortgage Company.....	IA.....	NIA.....	Depositors Insurance Company.....	ownership.....4.230	Nationwide Mutual Insurance Company.....Y.....	1.....
0140	Nationwide.....	26093...	48-0470690..	...4288196	Nationwide Affinity Insurance Company of America	OH.....	IA.....	Nationwide Mutual Insurance Company.....	ownership.....	...100.000	Nationwide Mutual Insurance Company.....N.....
0140	Nationwide.....	28223...	42-1015537..	...4288208	Nationwide Agribusiness Insurance Company...	IA.....	IA.....	Nationwide Mutual Insurance Company.....	ownership.....	...100.000	Nationwide Mutual Insurance Company.....N.....
0140	Nationwide.....	31-1578869..	...4288075	Nationwide Arena, LLC.....	OH.....	NIA.....	NRI Arena, LLC.....	ownership.....	...90.000	Nationwide Mutual Insurance Company.....N.....	1.....
0140	Nationwide.....	20-8670712..	...4288114	Nationwide Asset Management, LLC.....	OH.....	NIA.....	Nationwide Mutual Insurance Company.....	ownership.....	...100.000	Nationwide Mutual Insurance Company.....N.....
0140	Nationwide.....	10723...	95-0639970..	...4288217	Nationwide Assurance Company.....	OH.....	IA.....	Nationwide Mutual Insurance Company.....	ownership.....	...100.000	Nationwide Mutual Insurance Company.....N.....
0140	Nationwide.....	31-1592130..	...2729677	Nationwide Bank.....	OH.....	OTH.....	Nationwide Financial Services, Inc.....	ownership.....	...100.000	Nationwide Mutual Insurance Company.....N.....	2.....
0140	Nationwide.....	31-1036287..	...4288123	Nationwide Cash Management Company.....	OH.....	NIA.....	Nationwide Mutual Insurance Company.....	ownership.....	...100.000	Nationwide Mutual Insurance Company.....N.....
0140	Nationwide.....	31-4416546..	...3828081	Nationwide Corporation.....	OH.....	NIA.....	Nationwide Mutual Insurance Company.....	ownership.....	...95.200	Nationwide Mutual Insurance Company.....Y.....	1.....
0140	Nationwide.....	31-4416546..	...3828081	Nationwide Corporation.....	OH.....	NIA.....	Nationwide Mutual Fire Insurance Company...	ownership.....	...4.800	Nationwide Mutual Insurance Company.....Y.....	1.....
0140	Nationwide.....	04-3679407..	...4286839	Nationwide Emerging Managers, LLC.....	DE.....	NIA.....	NWD Investment Management, Inc.....	ownership.....	...100.000	Nationwide Mutual Insurance Company.....N.....
0140	Nationwide.....	05-0630007..	...4288048	Nationwide Exclusive Agent Risk Purchasing Group, LLC	OH.....	NIA.....	Insurance Intermediaries, Inc.....	ownership.....	...100.000	Nationwide Mutual Insurance Company.....N.....
0140	Nationwide.....	31-1667326..	...4286932	Nationwide Financial Assignment Company.....	OH.....	NIA.....	Nationwide Life Insurance Company.....	ownership.....	...100.000	Nationwide Mutual Insurance Company.....N.....
0140	Nationwide.....	23-2412039..	...4287087	Nationwide Financial General Agency, Inc.....	PA.....	NIA.....	NFS Distributors, Inc.....	ownership.....	...100.000	Nationwide Mutual Insurance Company.....N.....
0140	Nationwide.....	31-6554353..	...4286978	Nationwide Financial Services Capital Trust.....	DE.....	NIA.....	Nationwide Financial Services, Inc.	ownership.....	...100.000	Nationwide Mutual Insurance Company.....N.....
0140	Nationwide.....	31-1486870..	...3828063	Nationwide Financial Services, Inc.....	DE.....	NIA.....	Nationwide Corporation.....	ownership.....	...100.000	Nationwide Mutual Insurance Company.....N.....
0140	Nationwide.....	52-6969857..	...4286996	Nationwide Fund Advisors.....	DE.....	NIA.....	Nationwide Financial Services, Inc.	ownership.....	...100.000	Nationwide Mutual Insurance Company.....N.....
0140	Nationwide.....	31-1748721..	...4287050	Nationwide Fund Distributors LLC.....	DE.....	NIA.....	NFS Distributors, Inc.....	ownership.....	...100.000	Nationwide Mutual Insurance Company.....N.....
0140	Nationwide.....	31-0900518..	...4287041	Nationwide Fund Management LLC.....	DE.....	NIA.....	NFS Distributors, Inc.....	ownership.....	...100.000	Nationwide Mutual Insurance Company.....N.....
0140	Nationwide.....	23760...	31-4425763..	...4287957	Nationwide General Insurance Company.....	OH.....	IA.....	Nationwide Mutual Insurance Company.....	ownership.....	...100.000	Nationwide Mutual Insurance Company.....N.....
0140	Nationwide.....	31-1570938..	...4286398	Nationwide Global Holdings, Inc.....	OH.....	NIA.....	Nationwide Corporation.....	ownership.....	...100.000	Nationwide Mutual Insurance Company.....N.....
0140	Nationwide.....	04-3732385..	...4286857	Nationwide Global Ventures, Inc.....	DE.....	NIA.....	NWD Asset Management Holdings, Inc.....	ownership.....	...100.000	Nationwide Mutual Insurance Company.....N.....
0140	Nationwide.....	10070...	31-1399201..	...2839398	Nationwide Indemnity Company.....	OH.....	IA.....	Nationwide Mutual Insurance Company.....	ownership.....	...100.000	Nationwide Mutual Insurance Company.....N.....
0140	Nationwide.....	25453...	95-2130882..	...4287180	Nationwide Insurance Company of America.....	OH.....	IA.....	ALLIED Group, Inc.	ownership.....	...100.000	Nationwide Mutual Insurance Company.....N.....
0140	Nationwide.....	10948...	31-1613686..	...4287966	Nationwide Insurance Company of Florida.....	OH.....	IA.....	Nationwide Mutual Insurance Company.....	ownership.....	...100.000	Nationwide Mutual Insurance Company.....N.....
0140	Nationwide.....	41-2206199..	...4286950	Nationwide Investment Advisors, LLC.....	OH.....	NIA.....	Nationwide Life Insurance Company.....	ownership.....	...100.000	Nationwide Mutual Insurance Company.....N.....

SCHEDULE Y

PART 1A - DETAIL OF INSURANCE HOLDING COMPANY SYSTEM

52.4

1	2	3	4	5	6	7	8	9	10	11	12	13	14	15	16
Group Code	Group Name	NAIC Company Code	ID Number	Federal RSSD	CIK	Name of Securities Exchange if Publicly Traded (U.S. or International)	Names of Parent, Subsidiaries or Affiliates	Domiciliary Location	Relationship to Reporting Entity	Directly Controlled by (Name of Entity/Person)	Type of Control (Ownership Board, Management, Attorney-in-Fact, Influence, Other)	If Control is Ownership Provide Percentage	Ultimate Controlling Entity(ies)/Person(s)	Is an SCA Filing Required? (Y/N)	*
0140	Nationwide.....	73-0988442..	...4286923	Nationwide Investment Services Corporation.....	OK.....	NIA.....	Nationwide Life Insurance Company.....	ownership.....	...100.000	Nationwide Mutual Insurance Company.....Y.....
0140	Nationwide.....	92657...	31-1000740..	...2995098	Nationwide Life and Annuity Insurance Company	OH.....	RE.....	Nationwide Life Insurance Company.....	ownership.....	...100.000	Nationwide Mutual Insurance Company.....N.....
0140	Nationwide.....	66869...	31-4156830..	...2819288	Nationwide Life Insurance Company.....	OH.....	UDP.....	Nationwide Financial Services, Inc.....	ownership.....	...100.000	Nationwide Mutual Insurance Company.....N.....
0140	Nationwide.....	13-4212969..	...4596127	Nationwide Life Tax Credit Partners 2002-A, LLC	OH.....	NIA.....	Nationwide Life Insurance Company.....	other.....0.010	Nationwide Mutual Insurance Company.....N.....	1.....
0140	Nationwide.....	01-0749754..	...4595960	Nationwide Life Tax Credit Partners 2002-B, LLC	OH.....	NIA.....	Nationwide Life Insurance Company.....	other.....0.010	Nationwide Mutual Insurance Company.....N.....	1.....
0140	Nationwide.....	54-2113175..	...4596127	Nationwide Life Tax Credit Partners 2003-A, LLC	OH.....	NIA.....	Nationwide Life Insurance Company.....	other.....0.010	Nationwide Mutual Insurance Company.....N.....	1.....
0140	Nationwide.....	58-2672725..	...4596163	Nationwide Life Tax Credit Partners 2003-B, LLC	OH.....	NIA.....	Nationwide Life Insurance Company.....	other.....0.010	Nationwide Mutual Insurance Company.....N.....	1.....
0140	Nationwide.....	20-0382144..	...4596707	Nationwide Life Tax Credit Partners 2004-A, LLC	OH.....	NIA.....	Nationwide Life Insurance Company.....	other.....0.010	Nationwide Mutual Insurance Company.....N.....	1.....
0140	Nationwide.....	20-0745944..	...4596211	Nationwide Life Tax Credit Partners 2004-B, LLC	OH.....	NIA.....	Nationwide Life Insurance Company.....	other.....0.010	Nationwide Mutual Insurance Company.....N.....	1.....
0140	Nationwide.....	20-0745965..	...4596239	Nationwide Life Tax Credit Partners 2004-C, LLC	OH.....	NIA.....	Nationwide Life Insurance Company.....	other.....0.010	Nationwide Mutual Insurance Company.....N.....	1.....
0140	Nationwide.....	20-1128408..	...4596332	Nationwide Life Tax Credit Partners 2004-D, LLC	OH.....	NIA.....	Nationwide Life Insurance Company.....	other.....0.010	Nationwide Mutual Insurance Company.....N.....	1.....
0140	Nationwide.....	20-1128472..	...4596350	Nationwide Life Tax Credit Partners 2004-E, LLC	OH.....	NIA.....	Nationwide Life Insurance Company.....	other.....0.010	Nationwide Mutual Insurance Company.....N.....	1.....
0140	Nationwide.....	20-1918935..	...3318117	Nationwide Life Tax Credit Partners 2004-F, LLC	OH.....	NIA.....	Nationwide Life Insurance Company.....	other.....0.010	Nationwide Mutual Insurance Company.....N.....	1.....
0140	Nationwide.....	20-2303694..	...4596369	Nationwide Life Tax Credit Partners 2005-A, LLC	OH.....	NIA.....	Nationwide Life Insurance Company.....	other.....0.010	Nationwide Mutual Insurance Company.....N.....	1.....
0140	Nationwide.....	20-2303602..	...4596378	Nationwide Life Tax Credit Partners 2005-B, LLC	OH.....	NIA.....	Nationwide Life Insurance Company.....	other.....0.010	Nationwide Mutual Insurance Company.....N.....	1.....
0140	Nationwide.....	20-2450960..	...4596387	Nationwide Life Tax Credit Partners 2005-C, LLC	OH.....	NIA.....	Nationwide Life Insurance Company.....	other.....0.010	Nationwide Mutual Insurance Company.....N.....	1.....
0140	Nationwide.....	20-2451052..	...4596396	Nationwide Life Tax Credit Partners 2005-D, LLC	OH.....	NIA.....	Nationwide Life Insurance Company.....	other.....0.010	Nationwide Mutual Insurance Company.....N.....	1.....
0140	Nationwide.....	20-2774223..	...4596408	Nationwide Life Tax Credit Partners 2005-E, LLC	OH.....	NIA.....	Nationwide Life Insurance Company.....	other.....0.010	Nationwide Mutual Insurance Company.....N.....	1.....
0140	Nationwide.....	21-1288836..	...4596426	Nationwide Life Tax Credit Partners 2007-A, LLC	OH.....	NIA.....	Nationwide Life Insurance Company.....	other.....0.010	Nationwide Mutual Insurance Company.....N.....	1.....
0140	Nationwide.....	26-3427373..	...4596435	Nationwide Life Tax Credit Partners 2009-A, LLC	OH.....	NIA.....	Nationwide Life Insurance Company.....	other.....0.010	Nationwide Mutual Insurance Company.....N.....	1.....

SCHEDULE Y

PART 1A - DETAIL OF INSURANCE HOLDING COMPANY SYSTEM

52.5

1	2	3	4	5	6	7	8	9	10	11	12	13	14	15	16
Group Code	Group Name	NAIC Company Code	ID Number	Federal RSSD	CIK	Name of Securities Exchange if Publicly Traded (U.S. or International)	Names of Parent, Subsidiaries or Affiliates	Domiciliary Location	Relationship to Reporting Entity	Directly Controlled by (Name of Entity/Person)	Type of Control (Ownership Board, Management, Attorney-in-Fact, Influence, Other)	If Control is Ownership Provide Percentage	Ultimate Controlling Entity(ies)/Person(s)	Is an SCA Filing Required? (Y/N)	*
0140	Nationwide.....		26-3427435..	...4596444			Nationwide Life Tax Credit Partners 2009-B, LLC	OH.....	NIA.....	Nationwide Life Insurance Company.....	other.....0.010	Nationwide Mutual Insurance Company.....N.....	1.....
0140	Nationwide.....		26-3427479..	...4596499			Nationwide Life Tax Credit Partners 2009-C, LLC	OH.....	NIA.....	Nationwide Life Insurance Company.....	other.....0.010	Nationwide Mutual Insurance Company.....N.....	1.....
0140	Nationwide.....		26-3427525..	...4596510			Nationwide Life Tax Credit Partners 2009-D, LLC	OH.....	NIA.....	Nationwide Life Insurance Company.....	other.....0.010	Nationwide Mutual Insurance Company.....N.....	1.....
0140	Nationwide.....		26-4737055..	...4596529			Nationwide Life Tax Credit Partners 2009-E, LLC	OH.....	NIA.....	Nationwide Life Insurance Company.....	ownership.....	...100.000	Nationwide Mutual Insurance Company.....N.....	
0140	Nationwide.....		26-4737157..	...4596547			Nationwide Life Tax Credit Partners 2009-F, LLC	OH.....	NIA.....	Nationwide Life Insurance Company.....	ownership.....	...100.000	Nationwide Mutual Insurance Company.....N.....	
0140	Nationwide.....		27-1362364..	...4596622			Nationwide Life Tax Credit Partners 2009-I, LLC	OH.....	NIA.....	Nationwide Life Insurance Company.....	other.....0.010	Nationwide Mutual Insurance Company.....N.....	1.....
0140	Nationwide.....		45-0469525..	...3779811			Nationwide Life Tax Credit Partners No. 1, LLC	OH.....	NIA.....	Nationwide Life Insurance Company.....	other.....0.010	Nationwide Mutual Insurance Company.....N.....	1.....
0140	Nationwide.....	42110..	75-1780981..	...4287984			Nationwide Lloyds.....	TX.....	IA.....	n/a.....	contract.....		Nationwide Mutual Insurance Company.....N.....	2.....
0140	Nationwide.....		42-1373380..	...4287210			Nationwide Member Solutions Agency Inc.....	IA.....	NIA.....	ALLIED Group, Inc.....	ownership.....	...100.000	Nationwide Mutual Insurance Company.....N.....	
0140	Nationwide.....	31-41771..	75-3191025..	...4597094			Nationwide Mutual Capital I, LLC.....	DE.....	NIA.....	Nationwide Mutual Capital, LLC.....	ownership.....	...100.000	Nationwide Mutual Insurance Company.....N.....	
0140	Nationwide.....	31-41771..	75-3191025..	...4595269			Nationwide Mutual Capital, LLC.....	OH.....	NIA.....	Nationwide Mutual Insurance Company.....	ownership.....	...100.000	Nationwide Mutual Insurance Company.....N.....	
0140	Nationwide.....	23779..	82-0549218..	...3828090			Nationwide Mutual Fire Insurance Company.....	OH.....	OTH.....	Other non-Nationwide.....	n/a.....		Other non-Nationwide.....N.....	2.....
0140	Nationwide.....	23787..	31-4177100..	...3828072			Nationwide Mutual Insurance Company.....	OH.....	UIP.....	Other non-Nationwide.....	n/a.....		Other non-Nationwide.....N.....	2.....
0140	Nationwide.....		34-2012765..	...4288084			Nationwide Private Equity Fund, LLC.....	OH.....	NIA.....	Nationwide Mutual Insurance Company.....	ownership.....	...100.000	Nationwide Mutual Insurance Company.....N.....	
0140	Nationwide.....	37877..	31-0970750..	...4287993			Nationwide Property and Casualty Insurance Company	OH.....	IA.....	Nationwide Mutual Insurance Company.....	ownership.....	...100.000	Nationwide Mutual Insurance Company.....N.....	
0140	Nationwide.....		31-1486309..	...4288105			Nationwide Realty Investors, Ltd.....	OH.....	NIA.....	Nationwide Mutual Insurance Company.....	ownership.....97.000	Nationwide Mutual Insurance Company.....N.....	1.....
0140	Nationwide.....		31-1486309..	...4288105			Nationwide Realty Investors, Ltd.....	OH.....	NIA.....	Nationwide Indemnity Company.....	ownership.....3.000	Nationwide Mutual Insurance Company.....N.....	1.....
0140	Nationwide.....		31-1486309..	...4590264			Nationwide Realty Management, LLC.....	OH.....	NIA.....	Nationwide Realty Investors, Ltd.....	ownership.....	...100.000	Nationwide Mutual Insurance Company.....N.....	
0140	Nationwide.....		n/a.....	...4288066			Nationwide Realty Services, Ltd.....	OH.....	NIA.....	Nationwide Mutual Insurance Company.....	ownership.....	...100.000	Nationwide Mutual Insurance Company.....N.....	
0140	Nationwide.....		73-0948330..	...4287096			Nationwide Retirement Solutions, Inc.....	DE.....	NIA.....	NFS Distributors, Inc.....	ownership.....	...100.000	Nationwide Mutual Insurance Company.....N.....	
0140	Nationwide.....		36-2434406..	...4287078			Nationwide Securities, LLC.....	OH.....	NIA.....	NFS Distributors, Inc.....	ownership.....	...100.000	Nationwide Mutual Insurance Company.....N.....	
0140	Nationwide.....		31-4177100..	...4288093			Nationwide Services Company, LLC.....	OH.....	NIA.....	Nationwide Mutual Insurance Company.....	ownership.....	...100.000	Nationwide Mutual Insurance Company.....N.....	
0140	Nationwide.....		27-0743545..	...4564041			Nationwide Tax Credit Partners 2009-G, LLC...	OH.....	NIA.....	Nationwide Mutual Insurance Company.....	other.....0.010	Nationwide Mutual Insurance Company.....N.....	1.....
0140	Nationwide.....		27-0768791..	...4596891			Nationwide Tax Credit Partners 2009-H, LLC...	OH.....	NIA.....	Nationwide Mutual Insurance Company.....	ownership.....	...100.000	Nationwide Mutual Insurance Company.....N.....	
0140	Nationwide.....		46-1952215..	...4596556			Nationwide Tax Credit Partners 2013-A, LLC...	OH.....	NIA.....	Nationwide Life Insurance Company.....	other.....0.010	Nationwide Mutual Insurance Company.....N.....	1.....
0140	Nationwide.....		46-1971926..	...4596592			Nationwide Tax Credit Partners 2013-B, LLC...	OH.....	NIA.....	Nationwide Life Insurance Company.....	other.....0.010	Nationwide Mutual Insurance Company.....N.....	1.....
0140	Nationwide.....		20-5976272..	...4595410			Nationwide Ventures, LLC.....	OH.....	NIA.....	Nationwide Mutual Insurance Company.....	ownership.....	...100.000	Nationwide Mutual Insurance Company.....N.....	
0140	Nationwide.....		11-3651828..	...4588168			ND La Quinta Partners, LLC.....	DE.....	NIA.....	Nationwide Realty Investors, Ltd.....	ownership.....95.000	Nationwide Mutual Insurance Company.....N.....	1.....

SCHEDULE Y

PART 1A - DETAIL OF INSURANCE HOLDING COMPANY SYSTEM

52.6

1	2	3	4	5	6	7	8	9	10	11	12	13	14	15	16
Group Code	Group Name	NAIC Company Code	ID Number	Federal RSSD	CIK	Name of Securities Exchange if Publicly Traded (U.S. or International)	Names of Parent, Subsidiaries or Affiliates	Domiciliary Location	Relationship to Reporting Entity	Directly Controlled by (Name of Entity/Person)	Type of Control (Ownership Board, Management, Attorney-in-Fact, Influence, Other)	If Control is Ownership Provide Percentage	Ultimate Controlling Entity(ies)/Person(s)	Is an SCA Filing Required? (Y/N)	*
0140	Nationwide.....	20-0585594..	..4286866	Newhouse Capital Partners II, LLC.....	DE.....	NIA.....	Nationwide Global Ventures, Inc.....	ownership.....99.000	Nationwide Mutual Insurance Company.....N.....	1.....
0140	Nationwide.....	13-4110716..	..4286679	Newhouse Capital Partners, LLC.....	DE.....	NIA.....	NWD Investment Management, Inc.....	ownership.....19.000	Nationwide Mutual Insurance Company.....N.....	1.....
0140	Nationwide.....	13-4110716..	..4286679	Newhouse Capital Partners, LLC.....	DE.....	NIA.....	Nationwide Mutual Insurance Company.....	ownership.....70.000	Nationwide Mutual Insurance Company.....N.....	1.....
0140	Nationwide.....	13-4110716..	..4286679	Newhouse Capital Partners, LLC.....	DE.....	NIA.....	Nationwide Mutual Fire Insurance Company...	ownership.....10.000	Nationwide Mutual Insurance Company.....N.....	1.....
0140	Nationwide.....	31-1630871..	..4287032	NFS Distributors, Inc.....	DE.....	NIA.....	Nationwide Financial Services, Inc.	ownership.....100.000	Nationwide Mutual Insurance Company.....N.....
0140	Nationwide.....	14-1892640..	..4596677	NHT XII Tax Credit Fund, LLC.....	DC.....	NIA.....	Nationwide Life Insurance Company.....	ownership.....49.990	Nationwide Mutual Insurance Company.....N.....	1.....
0140	Nationwide.....	14-1892640..	..4596677	NHT XII Tax Credit Fund, LLC.....	DC.....	NIA.....	Nationwide Assurance Company	ownership.....25.000	Nationwide Mutual Insurance Company.....N.....	1.....
0140	Nationwide.....	14-1892640..	..4596677	NHT XII Tax Credit Fund, LLC.....	DC.....	NIA.....	Nationwide Mutual Insurance Company.....	ownership.....25.000	Nationwide Mutual Insurance Company.....N.....	1.....
0140	Nationwide.....	46-3762545..	..4750442	NNOV8, LLC.....	OH.....	NIA.....	Nationwide Mutual Insurance Company.....	ownership.....100.000	Nationwide Mutual Insurance Company.....N.....
0140	Nationwide.....	20-4939866..	..4590817	North of Third, LLC.....	OH.....	NIA.....	NRI Equity Land Investments, LLC.....	ownership.....100.000	Nationwide Mutual Insurance Company.....N.....
0140	Nationwide.....	26-4083207..	..4590385	Northstar Commercial Development, LLC.....	OH.....	NIA.....	Nationwide Realty Investors, Ltd.....	ownership.....50.000	Nationwide Mutual Insurance Company.....N.....	1.....
.....	61-1753500..	n/a.....	Northstar Master Property Owners Association, Inc.	OH.....	OTH.....	Other non-Nationwide.....	n/a.....	Other non-Nationwide.....N.....	2.....
0140	Nationwide.....	26-4083354..	..4594909	Northstar Residential Development, LLC.....	OH.....	NIA.....	Nationwide Realty Investors, Ltd.....	ownership.....50.000	Nationwide Mutual Insurance Company.....N.....	1.....
0140	Nationwide.....	31-1486309..	..4594794	NRI Arena, LLC.....	OH.....	NIA.....	Nationwide Realty Investors, Ltd.....	ownership.....100.000	Nationwide Mutual Insurance Company.....N.....
0140	Nationwide.....	31-1486309..	..4594815	NRI Brooksedge, LLC.....	OH.....	NIA.....	Nationwide Realty Investors, Ltd.....	ownership.....100.000	Nationwide Mutual Insurance Company.....N.....
0140	Nationwide.....	31-1486309..	..4595027	NRI Builders, LLC.....	OH.....	NIA.....	Nationwide Realty Investors, Ltd.....	ownership.....100.000	Nationwide Mutual Insurance Company.....N.....
0140	Nationwide.....	31-1486309..	..4590246	NRI Communities/Harris Blvd., LLC.....	OH.....	NIA.....	Nationwide Realty Investors, Ltd.....	ownership.....100.000	Nationwide Mutual Insurance Company.....N.....
0140	Nationwide.....	31-1486309..	..4590282	NRI Cramer Creek, LLC.....	OH.....	NIA.....	Nationwide Realty Investors, Ltd.....	ownership.....100.000	Nationwide Mutual Insurance Company.....N.....
0140	Nationwide.....	20-4939866..	..4590460	NRI Equity Land Investments, LLC.....	OH.....	NIA.....	Nationwide Realty Investors, Ltd.....	ownership.....80.000	Nationwide Mutual Insurance Company.....N.....	1.....
0140	Nationwide.....	26-0212217..	..4590394	NRI Equity Tampa, LLC.....	OH.....	NIA.....	Nationwide Realty Investors, Ltd.....	ownership.....100.000	Nationwide Mutual Insurance Company.....N.....
0140	Nationwide.....	31-1486309..	..4590376	NRI Maxtown, LLC.....	OH.....	NIA.....	Nationwide Realty Investors, Ltd.....	ownership.....100.000	Nationwide Mutual Insurance Company.....N.....
0140	Nationwide.....	31-1486309..	..4590406	NRI Office Ventures, Ltd.....	OH.....	NIA.....	Nationwide Realty Investors, Ltd.....	ownership.....100.000	Nationwide Mutual Insurance Company.....N.....
0140	Nationwide.....	31-1580283..	..4596912	NRI Telecom, LLC.....	OH.....	NIA.....	NWD Investments, LLC.....	ownership.....100.000	Nationwide Mutual Insurance Company.....N.....
0140	Nationwide.....	31-1486309..	..4590349	NRI-Rivulon, LLC.....	OH.....	NIA.....	Nationwide Realty Investors, Ltd.....	ownership.....100.000	Nationwide Mutual Insurance Company.....N.....
0140	Nationwide.....	26-4083354..	..4869456	NS Developers, LLC.....	OH.....	NIA.....	Northstar Residential Development, LLC.....	ownership.....100.000	Nationwide Mutual Insurance Company.....N.....
0140	Nationwide.....	45-3123274..	..4595438	NTCIF-2011 Georgia State Investor, LLC.....	OH.....	NIA.....	Nationwide Property and Casualty Company...	ownership.....100.000	Nationwide Mutual Insurance Company.....N.....
0140	Nationwide.....	90-0729552..	..4596695	NTCIF-2011, LLC.....	OH.....	NIA.....	Nationwide Mutual Insurance Company.....	ownership.....50.000	Nationwide Mutual Insurance Company.....N.....	1.....
0140	Nationwide.....	90-0729552..	..4596695	NTCIF-2011, LLC.....	OH.....	NIA.....	Nationwide Mutual Fire Insurance Company...	ownership.....50.000	Nationwide Mutual Insurance Company.....N.....	1.....
0140	Nationwide.....	27-4700627..	..4596716	NTCP 2011-A, LLC.....	OH.....	OTH.....	Nationwide Life Insurance Company.....	other.....0.010	Nationwide Mutual Insurance Company.....N.....	2.....
0140	Nationwide.....	46-0741029..	..4464703	NTCP 2012-A, LLC.....	OH.....	OTH.....	Nationwide Life Insurance Company.....	other.....0.010	Nationwide Mutual Insurance Company.....N.....	2.....
0140	Nationwide.....	46-3309896..	..4586164	NTCP 2013-C, LLC.....	OH.....	OTH.....	Nationwide Life Insurance Company.....	other.....0.010	Nationwide Mutual Insurance Company.....N.....	2.....
0140	Nationwide.....	46-4111078..	..4596743	NTCP 2014-A, LLC.....	OH.....	OTH.....	Nationwide Life Insurance Company.....	other.....0.010	Nationwide Mutual Insurance Company.....N.....	2.....
0140	Nationwide.....	47-1404116..	..4802734	NTCP 2014-B, LLC.....	OH.....	OTH.....	Nationwide Life Insurance Company.....	other.....0.010	Nationwide Mutual Insurance Company.....N.....	2.....
0140	Nationwide.....	47-1413242..	..4809948	NTCP 2014-C, LLC.....	OH.....	OTH.....	Nationwide Life Insurance Company.....	other.....0.010	Nationwide Mutual Insurance Company.....N.....	2.....
0140	Nationwide.....	47-3909345..	..4869483	NTCP 2015-A, LLC.....	OH.....	OTH.....	Nationwide Life Insurance Company.....	other.....0.010	Nationwide Mutual Insurance Company.....N.....	2.....

SCHEDULE Y

PART 1A - DETAIL OF INSURANCE HOLDING COMPANY SYSTEM

52.7

1	2	3	4	5	6	7	8	9	10	11	12	13	14	15	16
Group Code	Group Name	NAIC Company Code	ID Number	Federal RSSD	CIK	Name of Securities Exchange if Publicly Traded (U.S. or International)	Names of Parent, Subsidiaries or Affiliates	Domiciliary Location	Relationship to Reporting Entity	Directly Controlled by (Name of Entity/Person)	Type of Control (Ownership Board, Management, Attorney-in-Fact, Influence, Other)	If Control is Ownership Provide Percentage	Ultimate Controlling Entity(ies)/Person(s)	Is an SCA Filing Required? (Y/N)	*
0140	Nationwide.....		47-4148470..	...4890807			NTCP 2015-B, LLC.....	OH.....	OTH.....	Nationwide Life Insurance Company.....	other.....0.010	Nationwide Mutual Insurance Company.....N.....	2.....
0140	Nationwide.....		81-3836925..	...5048678			NTCP 2016-A, LLC.....	OH.....	NIA.....	Nationwide Life Insurance Company.....	ownership.....	...100.000	Nationwide Mutual Insurance Company.....N.....	
0140	Nationwide.....		82--2015065..	...5167122			NTCP 2017-A, LLC.....	OH.....	NIA.....	Nationwide Life Insurance Company.....	ownership.....	...100.000	Nationwide Mutual Insurance Company.....N.....	
0140	Nationwide.....		81-0936428..	...4966663			NW Private Debt, LLC.....	OH.....	NIA.....	Nationwide Mutual Insurance Company.....	ownership.....	...100.000	Nationwide Mutual Insurance Company.....N.....	
0140	Nationwide.....		26-1903919..	...5012295			NW REI, LLC.....	DE.....	NIA.....	Nationwide Mutual Insurance Company.....	ownership.....	...100.000	Nationwide Mutual Insurance Company.....N.....	
0140	Nationwide.....		81-2326191..	...5011609			NW-442 Ocean, LLC.....	OH.....	NIA.....	NW REI (NLIC), LLC.....	ownership.....	...100.000	Nationwide Mutual Insurance Company.....N.....	
0140	Nationwide.....		46-3654078..	...4593621			NW-Amesbury, LLC.....	OH.....	NIA.....	NW-REI, LLC.....	ownership.....	...100.000	Nationwide Mutual Insurance Company.....N.....	
0140	Nationwide.....		81-1263284..	...4960979			NW-Amesbury II, LLC.....	OH.....	NIA.....	Nationwide Mutual Insurance Company.....	ownership.....	...100.000	Nationwide Mutual Insurance Company.....N.....	
0140	Nationwide.....		81-1246932..	...4958855			NW-Baseline, LLC.....	OH.....	NIA.....	Nationwide Mutual Insurance Company.....	ownership.....	...100.000	Nationwide Mutual Insurance Company.....N.....	
0140	Nationwide.....		81-1869861..	...4984911			NW-Beech, LLC.....	OH.....	NIA.....	NW REI, (NMFIC), LLC.....	ownership.....	...100.000	Nationwide Mutual Insurance Company.....N.....	
0140	Nationwide.....		47-4999493..	...4902223			NW-Bellevue, LLC.....	OH.....	NIA.....	NW REI, LLC.....	ownership.....	...100.000	Nationwide Mutual Insurance Company.....N.....	
0140	Nationwide.....		81-1211881..	...4962151			NW-Castle Rock, LLC.....	OH.....	NIA.....	Nationwide Mutual Insurance Company.....	ownership.....	...100.000	Nationwide Mutual Insurance Company.....N.....	
0140	Nationwide.....		46-3674167..	...4595090			NW-Cedar Springs, LLC.....	OH.....	NIA.....	NW REI, LLC.....	ownership.....	...100.000	Nationwide Mutual Insurance Company.....N.....	
0140	Nationwide.....		82-2957977..	...5167131			NW-Civita, LLC.....	OH.....	NIA.....	Nationwide Life Insurance Company.....	ownership.....	...100.000	Nationwide Mutual Insurance Company.....N.....	
0140	Nationwide.....		82-2958440..	...5167140			NW-Civita NLAIC, LLC.....	OH.....	NIA.....	Nationwide Life and Annuity Insurance Company.....	ownership.....	...100.000	Nationwide Mutual Insurance Company.....N.....	
0140	Nationwide.....		81-1285433..	...4961024			NW-College Park, LLC.....	OH.....	NIA.....	Nationwide Mutual Insurance Company.....	ownership.....	...100.000	Nationwide Mutual Insurance Company.....N.....	
0140	Nationwide.....		31-1580283..	...4591038			NWD 205 Vine, LLC.....	OH.....	NIA.....	NWD Investments, LLC.....	ownership.....	...100.000	Nationwide Mutual Insurance Company.....N.....	
0140	Nationwide.....		31-1580283..	...4591261			NWD 225 Nationwide, LLC.....	OH.....	NIA.....	NWD Investments, LLC.....	ownership.....	...100.000	Nationwide Mutual Insurance Company.....N.....	
0140	Nationwide.....		31-1580283..	...4591056			NWD 230 West, LLC.....	OH.....	NIA.....	NWD Investments, LLC.....	ownership.....	...100.000	Nationwide Mutual Insurance Company.....N.....	
0140	Nationwide.....		31-1580283..	...4590545			NWD 240 Nationwide, LLC.....	OH.....	NIA.....	NWD Investments, LLC.....	ownership.....	...100.000	Nationwide Mutual Insurance Company.....N.....	
0140	Nationwide.....		31-1580283..	...4590273			NWD 250 Brodbelt, LLC.....	OH.....	NIA.....	NWD Investments, LLC.....	ownership.....	...100.000	Nationwide Mutual Insurance Company.....N.....	
0140	Nationwide.....		31-1580283..	...4981134			NWD 250 West, LLC.....	OH.....	NIA.....	NWD Investments, LLC.....	ownership.....	...100.000	Nationwide Mutual Insurance Company.....N.....	
0140	Nationwide.....		31-1580283..	...4590554			NWD 265 Neil, LLC.....	OH.....	NIA.....	NWD Investments, LLC.....	ownership.....	...100.000	Nationwide Mutual Insurance Company.....N.....	
0140	Nationwide.....		31-1580283..	...4590518			NWD 275 Marconi, LLC.....	OH.....	NIA.....	NWD Investments, LLC.....	ownership.....	...100.000	Nationwide Mutual Insurance Company.....N.....	
0140	Nationwide.....		31-1580283..	...4590509			NWD 300 Neil, LLC.....	OH.....	NIA.....	NWD Investments, LLC.....	ownership.....	...100.000	Nationwide Mutual Insurance Company.....N.....	
0140	Nationwide.....		31-1580283..	...4590572			NWD 300 Spring, LLC.....	OH.....	NIA.....	NWD Investments, LLC.....	ownership.....	...100.000	Nationwide Mutual Insurance Company.....N.....	
0140	Nationwide.....		31-1580283..	...4590527			NWD 355 McConnell, LLC.....	OH.....	NIA.....	NWD Investments, LLC.....	ownership.....	...100.000	Nationwide Mutual Insurance Company.....N.....	
0140	Nationwide.....		31-1580283..	...4590581			NWD 425 Nationwide, LLC.....	OH.....	NIA.....	NWD Investments, LLC.....	ownership.....	...100.000	Nationwide Mutual Insurance Company.....N.....	
0140	Nationwide.....		31-1580283..	...4590536			NWD 500 Nationwide, LLC.....	OH.....	NIA.....	NWD Investments, LLC.....	ownership.....	...100.000	Nationwide Mutual Insurance Company.....N.....	
0140	Nationwide.....		31-1580283..	...4591298			NWD Arena Crossing, LLC.....	OH.....	NIA.....	NWD Investments, LLC.....	ownership.....	...100.000	Nationwide Mutual Insurance Company.....N.....	
0140	Nationwide.....		31-1580283..	...4591083			NWD Arena District I, LLC.....	OH.....	NIA.....	NWD Investments, LLC.....	ownership.....	...100.000	Nationwide Mutual Insurance Company.....N.....	
0140	Nationwide.....		31-1580283..	...4591300			NWD Arena District II, LLC.....	OH.....	NIA.....	NWD Investments, LLC.....	ownership.....	...100.000	Nationwide Mutual Insurance Company.....N.....	
0140	Nationwide.....		31-1580283..	...4591113			NWD Arena District MM, LLC.....	OH.....	NIA.....	NWD Investments, LLC.....	ownership.....	...100.000	Nationwide Mutual Insurance Company.....N.....	
0140	Nationwide.....		31-1580283..	...4591319			NWD Arena District PW, LLC.....	OH.....	NIA.....	NWD Investments, LLC.....	ownership.....	...100.000	Nationwide Mutual Insurance Company.....N.....	
0140	Nationwide.....		31-1580283..	...4591131			NWD Arena District V, LLC.....	OH.....	NIA.....	NWD Investments, LLC.....	ownership.....	...100.000	Nationwide Mutual Insurance Company.....N.....	

SCHEDULE Y

PART 1A - DETAIL OF INSURANCE HOLDING COMPANY SYSTEM

52.8

1	2	3	4	5	6	7	8	9	10	11	12	13	14	15	16
Group Code	Group Name	NAIC Company Code	ID Number	Federal RSSD	CIK	Name of Securities Exchange if Publicly Traded (U.S. or International)	Names of Parent, Subsidiaries or Affiliates	Domiciliary Location	Relationship to Reporting Entity	Directly Controlled by (Name of Entity/Person)	Type of Control (Ownership Board, Management, Attorney-in-Fact, Influence, Other)	If Control is Ownership Provide Percentage	Ultimate Controlling Entity(ies)/Person(s)	Is an SCA Filing Required? (Y/N)	*
0140	Nationwide.....		04-3679396..	...4286848	NWD Asset Management Holdings, Inc.....	DE.....	NIA.....	NWD Investment Management, Inc.....	ownership.....	...100.000	Nationwide Mutual Insurance Company.....N.....
0140	Nationwide.....		31-1580283..	...4591328	NWD Athletic Club, LLC.....	OH.....	NIA.....	NWD Investments, LLC.....	ownership.....	...100.000	Nationwide Mutual Insurance Company.....N.....
0140	Nationwide.....		30-0876022..	...4810010	NWD Franklinton, LLC.....	DE.....	NIA.....	Nationwide Realty Investors, Ltd.....	ownership.....80.000	Nationwide Mutual Insurance Company.....N.....	1.....
0140	Nationwide.....		31-1636299..	...4286594	NWD Investment Management, Inc.....	DE.....	NIA.....	Nationwide Corporation.....	ownership.....	...100.000	Nationwide Mutual Insurance Company.....N.....
0140	Nationwide.....		31-1580283..	...4587965	NWD Investments, LLC.....	OH.....	NIA.....	Nationwide Realty Investors, Ltd.....	ownership.....80.000	Nationwide Mutual Insurance Company.....N.....	1.....
0140	Nationwide.....		47-4036460..	...4869492	NW-Deerfield, LLC.....	OH.....	NIA.....	Nationwide Mutual Insurance Company.....	ownership.....74.030	Nationwide Mutual Insurance Company.....N.....	1.....
0140	Nationwide.....		47-4036460..	...4869492	NW-Deerfield, LLC.....	OH.....	NIA.....	Nationwide Life and Annuity Insurance Company	ownership.....25.970	Nationwide Mutual Insurance Company.....N.....	1.....
0140	Nationwide.....		81-2327221..	...5013443	NW-Deerfield II, LLC.....	OH.....	NIA.....	NW REI, LLC.....	ownership.....	...100.000	Nationwide Mutual Insurance Company.....N.....
0140	Nationwide.....		81-4401901..	...5082010	NW-Grapevine Bluffs, LLC.....	OH.....	NIA.....	Nationwide Mutual Insurance Company.....	ownership.....	...100.000	Nationwide Mutual Insurance Company.....N.....
0140	Nationwide.....		46-4330384..	...4750443	NW-Hudnall, LLC.....	OH.....	NIA.....	NW REI, LLC.....	ownership.....	...100.000	Nationwide Mutual Insurance Company.....N.....
0140	Nationwide.....		82-1881115..	...5143078	NW-Ironhorse, LLC.....	OH.....	NIA.....	Nationwide Mutual Insurance Company.....	ownership.....	...100.000	Nationwide Mutual Insurance Company.....N.....
0140	Nationwide.....		47-2482818..	...4810122	NW-Jasper WAG, LLC.....	OH.....	NIA.....	NW REI, LLC.....	ownership.....	...100.000	Nationwide Mutual Insurance Company.....N.....
0140	Nationwide.....		47-1497429..	...4809957	NW-Jefferson, LLC.....	OH.....	NIA.....	NW REI, LLC.....	ownership.....	...100.000	Nationwide Mutual Insurance Company.....N.....
0140	Nationwide.....		81-1232565..	...4961042	NW-Lenexa, LLC.....	OH.....	NIA.....	NW REI (NLAIC), LLC.....	ownership.....	...100.000	Nationwide Mutual Insurance Company.....N.....
0140	Nationwide.....		81-1671648..	...4981116	NW-Lenexa II, LLC.....	OH.....	NIA.....	NW REI (NLAIC), LLC.....	ownership.....	...100.000	Nationwide Mutual Insurance Company.....N.....
0140	Nationwide.....		81-5146596..	...5092961	NW-Logan, LLC.....	OH.....	NIA.....	NW REI, LLC.....	ownership.....	...100.000	Nationwide Mutual Insurance Company.....N.....
0140	Nationwide.....		81-5146266..	...5092989	NW-Millenia, LLC.....	OH.....	NIA.....	NW REI, LLC.....	ownership.....	...100.000	Nationwide Mutual Insurance Company.....N.....
0140	Nationwide.....		46-2457568..	...4591467	NW-Montrose, LLC.....	OH.....	NIA.....	NW REI, LLC.....	ownership.....	...100.000	Nationwide Mutual Insurance Company.....N.....
0140	Nationwide.....		46-3888719..	...4593603	NW-Park 288, LLC.....	OH.....	NIA.....	NW REI, LLC.....	ownership.....	...100.000	Nationwide Mutual Insurance Company.....N.....
0140	Nationwide.....		47-1740812..	...4809966	NW-Peachtree, LLC.....	OH.....	NIA.....	NW REI, LLC.....	ownership.....	...100.000	Nationwide Mutual Insurance Company.....N.....
0140	Nationwide.....		46-2469044..	...4591494	NW-Portales, LLC.....	OH.....	NIA.....	NW REI, LLC.....	ownership.....	...100.000	Nationwide Mutual Insurance Company.....N.....
0140	Nationwide.....		47-2449044..	...4810113	NW-Promenade at Madison, LLC.....	OH.....	NIA.....	NW REI, LLC.....	ownership.....	...100.000	Nationwide Mutual Insurance Company.....N.....
0140	Nationwide.....		81-1603024..	...4981086	NW REI (NLAIC), LLC.....	OH.....	NIA.....	Nationwide Life and Annuity Insurance Company	ownership.....	...100.000	Nationwide Mutual Insurance Company.....N.....
0140	Nationwide.....		81-1619428..	...4981107	NW REI (NLIC), LLC.....	OH.....	NIA.....	Nationwide Life Insurance Company.....	ownership.....	...100.000	Nationwide Mutual Insurance Company.....N.....
0140	Nationwide.....		81-1861190..	...4984902	NW REI (NMFIC), LLC.....	OH.....	NIA.....	Nationwide Mutual Fire Insurance Company...	ownership.....	...100.000	Nationwide Mutual Insurance Company.....N.....
0140	Nationwide.....		46-1100378..	...4591524	NW-Triangle, LLC.....	OH.....	NIA.....	NW REI, LLC.....	ownership.....	...100.000	Nationwide Mutual Insurance Company.....N.....
0140	Nationwide.....		46-5764783..	...4809939	NW-Tyson, LLC.....	OH.....	NIA.....	NW REI, LLC.....	ownership.....	...100.000	Nationwide Mutual Insurance Company.....N.....
0140	Nationwide.....		31-0947092..	...4590479	OCH Company, LLC.....	OH.....	NIA.....	Nationwide Realty Investors, Ltd.....	ownership.....	...100.000	Nationwide Mutual Insurance Company.....N.....
0140	Nationwide.....		31-0947092..	...4590442	Ohio Center Hotel Company Limited.....	OH.....	NIA.....	Nationwide Realty Investors, Ltd.	ownership.....55.250	Nationwide Mutual Insurance Company.....N.....	1.....
0140	Nationwide.....		31-0947092..	...4590442	Ohio Center Hotel Company Limited.....	OH.....	NIA.....	OCH Company, LLC.....	ownership.....1.000	Nationwide Mutual Insurance Company.....N.....	1.....
0140	Nationwide.....		26-0263012..	n/a.....	Old Track Street Owners Association, Inc.....	OH.....	OTH.....	Other non-Nationwide.....	n/a.....	Other non-Nationwide.....N.....	2.....
0140	Nationwide.....	13999..	27-1712056..	...4286914	Olentangy Reinsurance, LLC.....	VT.....	IA.....	Nationwide Life and Annuity Insurance Company	ownership.....	...100.000	Nationwide Mutual Insurance Company.....N.....
0140	Nationwide.....		47-1923444..	...4809975	On Your Side Nationwide Insurance Agency, Inc.	OH.....	NIA.....	Nationwide Mutual Insurance Company.....	ownership.....	...100.000	Nationwide Mutual Insurance Company.....N.....

SCHEDULE Y

PART 1A - DETAIL OF INSURANCE HOLDING COMPANY SYSTEM

52.9

1	2	3	4	5	6	7	8	9	10	11	12	13	14	15	16
Group Code	Group Name	NAIC Company Code	ID Number	Federal RSSD	CIK	Name of Securities Exchange if Publicly Traded (U.S. or International)	Names of Parent, Subsidiaries or Affiliates	Domiciliary Location	Relationship to Reporting Entity	Directly Controlled by (Name of Entity/Person)	Type of Control (Ownership Board, Management, Attorney-in-Fact, Influence, Other)	If Control is Ownership Provide Percentage	Ultimate Controlling Entity(ies)/Person(s)	Is an SCA Filing Required? (Y/N)	*
0140	Nationwide.....	n/a.....	..4596462	OYS Fund LLC.....	DE.....	NIA.....	Nationwide Mutual Insurance Company.....	ownership.....	...100.000	Nationwide Mutual Insurance Company.....N.....
0140	Nationwide.....	n/a.....	..4596480	Park 288 Industrial, LLC.....	TX.....	OTH.....	Nationwide Mutual Insurance Company.....	Investor member / no control95.000	other non-Nationwide.....N.....	2.....
.....	32-0516252..	n/a.....	Parks Edge Condominium Home Owners Association	OH.....	OTH.....	Other non-Nationwide.....	n/a.....	Other non-Nationwide.....N.....	2.....
0140	Nationwide.....	31-1486309..	..4590358	Perimeter A, Ltd.....	OH.....	NIA.....	Nationwide Realty Investors, Ltd.....	ownership.....	...100.000	Nationwide Mutual Insurance Company.....N.....
0140	Nationwide.....	20-1169305..	..4564032	Polyphony Fund LLC.....	DE.....	NIA.....	Nationwide Mutual Insurance Company.....	ownership.....	...100.000	Nationwide Mutual Insurance Company.....N.....
0140	Nationwide.....	39-1907217..	..4287201	Premier Agency, Inc.....	IA.....	NIA.....	ALLIED Group, Inc.....	ownership.....	...100.000	Nationwide Mutual Insurance Company.....N.....
0140	Nationwide.....	75-2938844..	..4287005	Registered Investment Advisors Services, Inc.....	TX.....	NIA.....	Nationwide Financial Services, Inc.....	ownership.....	...100.000	Nationwide Mutual Insurance Company.....N.....
0140	Nationwide.....	82-0549218..	..4288244	Retention Alternatives Ltd.....	BMU.....	IA.....	Nationwide Mutual Fire Insurance Company...	ownership.....	...100.000	Nationwide Mutual Insurance Company.....N.....
0140	Nationwide.....	20-2726014..	..4595278	Riverview Diversified Opportunities, LLC.....	DE.....	OTH.....	Nationwide Mutual Insurance Company.....	ownership.....	Nationwide Mutual Insurance Company.....N.....	2.....
0140	Nationwide.....	20-2726014..	..4595278	Riverview Diversified Opportunities, LLC.....	DE.....	OTH.....	Nationwide Mutual Fire Insurance Company...	ownership.....	Nationwide Mutual Insurance Company.....N.....	2.....
0140	Nationwide.....	20-2726014..	..4595278	Riverview Diversified Opportunities, LLC.....	DE.....	OTH.....	Nationwide Life Insurance Company.....	ownership.....	Nationwide Mutual Insurance Company.....N.....	2.....
0140	Nationwide.....	22-3655264..	..4286530	Riverview International Group, Inc.....	DE.....	NIA.....	NWD Investment Management, Inc.....	ownership.....	...100.000	Nationwide Mutual Insurance Company.....N.....
0140	Nationwide.....	26-0384865..	..4595287	Riverview Multi Series Fund, LL - Class Event..	DE.....	NIA.....	Nationwide Mutual Insurance Company.....	ownership.....	...100.000	Nationwide Mutual Insurance Company.....N.....
0140	Nationwide.....	20-8027258..	..4595335	Riverview Multi Series Fund, LL - Class N.....	DE.....	NIA.....	Nationwide Mutual Insurance Company.....	ownership.....	...100.000	Nationwide Mutual Insurance Company.....N.....
0140	Nationwide.....	15580.....	31-1117969..	..4288002	Scottsdale Indemnity Company.....	OH.....	IA.....	Nationwide Mutual Insurance Company.....	ownership.....	...100.000	Nationwide Mutual Insurance Company.....N.....
0140	Nationwide.....	41297.....	31-1024978..	..3091988	Scottsdale Insurance Company.....	OH.....	IA.....	Nationwide Mutual Insurance Company.....	ownership.....	...100.000	Nationwide Mutual Insurance Company.....N.....
0140	Nationwide.....	10672.....	86-0835870..	..4287649	Scottsdale Surplus Lines Insurance Company...	AZ.....	IA.....	Scottsdale Insurance Company.....	ownership.....	...100.000	Nationwide Mutual Insurance Company.....N.....
0140	Nationwide.....	91-2158214..	n/a.....	The Hideaway Club.....	CA.....	OTH.....	Other non-Nationwide.....	n/a.....	Other non-Nationwide.....N.....	2.....
0140	Nationwide.....	86-1094799..	n/a.....	The Hideaway Owners Association.....	CA.....	OTH.....	Other non-Nationwide.....	n/a.....	Other non-Nationwide.....N.....	2.....
0140	Nationwide.....	20-3541511..	n/a.....	The Madison Club.....	CA.....	OTH.....	Other non-Nationwide.....	n/a.....	Other non-Nationwide.....N.....	2.....
0140	Nationwide.....	20-3541507..	n/a.....	The Madison Club Owners Association.....	CA.....	OTH.....	Other non-Nationwide.....	n/a.....	Other non-Nationwide.....N.....	2.....
0140	Nationwide.....	31-1610040..	..2989882	The Waterfront Partners, LLC.....	OH.....	NIA.....	Nationwide Realty Investors, Ltd.....	ownership.....50.000	Nationwide Mutual Insurance Company.....N.....	1.....
0140	Nationwide.....	52-2031677..	..4287751	THI Holdings (Delaware), Inc.....	DE.....	NIA.....	Nationwide Mutual Insurance Company.....	ownership.....	...100.000	Nationwide Mutual Insurance Company.....Y.....
0140	Nationwide.....	74-2825853..	..4287863	Titan Auto Insurance of New Mexico, Inc.....	NM.....	IA.....	THI Holdings (Delaware), Inc.....	ownership.....	...100.000	Nationwide Mutual Insurance Company.....N.....
0140	Nationwide.....	13242.....	74-2286759..	..4287797	Titan Indemnity Company.....	TX.....	IA.....	THI Holdings (Delaware), Inc.....	ownership.....	...100.000	Nationwide Mutual Insurance Company.....N.....
0140	Nationwide.....	36269.....	86-0619597..	..4287845	Titan Insurance Company.....	MI.....	IA.....	Titan Indemnity Company.....	ownership.....	...100.000	Nationwide Mutual Insurance Company.....N.....
0140	Nationwide.....	75-1284530..	..4287890	Titan Insurance Services, Inc.....	TX.....	NIA.....	THI Holdings (Delaware), Inc.....	ownership.....	...100.000	Nationwide Mutual Insurance Company.....N.....
0140	Nationwide.....	81-1456923..	..4975937	US Regional Logistics Program, L.P.....	DE.....	NIA.....	Nationwide Mutual Insurance Company.....	ownership.....23.330	Nationwide Mutual Insurance Company.....N.....	1.....
0140	Nationwide.....	81-1456923..	..4975937	US Regional Logistics Program, L.P.....	DE.....	NIA.....	Nationwide Life Insurance Company.....	ownership.....13.330	Nationwide Mutual Insurance Company.....N.....	1.....
0140	Nationwide.....	81-1456923..	..4975937	US Regional Logistics Program, L.P.....	DE.....	NIA.....	Nationwide Life and Annuity Insurance Company	ownership.....6.660	Nationwide Mutual Insurance Company.....N.....	1.....
0140	Nationwide.....	81-1456923..	..4975937	US Regional Logistics Program, L.P.....	DE.....	NIA.....	Nationwide Mutual Fire Insurance Company...	ownership.....6.660	Nationwide Mutual Insurance Company.....N.....	1.....

SCHEDULE Y

PART 1A - DETAIL OF INSURANCE HOLDING COMPANY SYSTEM

1	2	3	4	5	6	7	8	9	10	11	12	13	14	15	16
Group Code	Group Name	NAIC Company Code	ID Number	Federal RSSD	CIK	Name of Securities Exchange if Publicly Traded (U.S. or International)	Names of Parent, Subsidiaries or Affiliates	Domiciliary Location	Relationship to Reporting Entity	Directly Controlled by (Name of Entity/Person)	Type of Control (Ownership Board, Management, Attorney-in-Fact, Influence, Other)	If Control is Ownership Provide Percentage	Ultimate Controlling Entity(ies)/Person(s)	Is an SCA Filing Required? (Y/N)	*
0140	Nationwide.....	33-0160222..	...4653196	V.P.I. Services, Inc.....	CA.....	NIA.....	Veterinary Pet Insurance Company.....	ownership.....	...100.000	Nationwide Mutual Insurance Company.....N.....
0140	Nationwide.....	42285...	95-3750113..	...4287685	Veterinary Pet Insurance Company.....	OH.....	IA.....	Scottsdale Insurance Company.....	ownership.....	...100.000	Nationwide Mutual Insurance Company.....N.....
0140	Nationwide.....	10644...	34-1785903..	...4287911	Victoria Automobile Insurance Company.....	OH.....	IA.....	Victoria Fire & Casualty Insurance Company...	ownership.....	...100.000	Nationwide Mutual Insurance Company.....N.....
0140	Nationwide.....	42889...	34-1394913..	...4287827	Victoria Fire & Casualty Company.....	OH.....	IA.....	THI Holdings (Delaware), Inc.....	ownership.....	...100.000	Nationwide Mutual Insurance Company.....N.....
0140	Nationwide.....	10778...	34-1842604..	...4287920	Victoria National Insurance Company.....	OH.....	IA.....	Nationwide Mutual Insurance Company.....	ownership.....	...100.000	Nationwide Mutual Insurance Company.....N.....
0140	Nationwide.....	10105...	34-1777972..	...4287939	Victoria Select Insurance Company.....	OH.....	IA.....	Victoria Fire & Casualty Insurance Company...	ownership.....	...100.000	Nationwide Mutual Insurance Company.....N.....
0140	Nationwide.....	10777...	34-1842602..	...4287948	Victoria Specialty Insurance Company.....	OH.....	IA.....	Victoria Fire & Casualty Insurance Company...	ownership.....	...100.000	Nationwide Mutual Insurance Company.....N.....
0140	Nationwide.....	31-1486309..	...5080696	Wellington Park, LLC.....	OH.....	NIA.....	Nationwide Realty Investors, Ltd.....	ownership.....	...100.000	Nationwide Mutual Insurance Company.....N.....
0140	Nationwide.....	37150...	86-0561941..	...4287667	Western Heritage Insurance Company.....	AZ.....	IA.....	Scottsdale Insurance Company.....	ownership.....	...100.000	Nationwide Mutual Insurance Company.....N.....
0140	Nationwide.....	n/a.....	...4613323	Zais Zephyr A4, LLC.....	DE.....	OTH.....	Nationwide Life Insurance Company.....	limited member / no control60.000	other non-Nationwide.....N.....	2.....

Aster Explanation

1	For the purposes of this schedule, Nationwide presumed control of these entities because they are owned by at least 10% and are not wholly-owned by a Nationwide entity.
2	Other ownership indicates a non-ownership circumstance by a Nationwide entity.

SCHEDULE Y

PART 2 - SUMMARY OF INSURER'S TRANSACTIONS WITH ANY AFFILIATES

1	2	3	4	5	6	7	8	9	10	11	12	13
NAIC Company Code	ID Number	Names of Insurers and Parent, Subsidiaries or Affiliates	Shareholder Dividends	Capital Contributions	Purchases, Sales or Exchanges of Loans, Securities, Real Estate, Mortgage Loans or Other Investments	Income/ (Disbursements) Incurred in Connection with Guarantees or Undertakings for the Benefit of any Affiliate(s)	Management Agreements and Service Contracts	Income/ (Disbursements) Incurred under Reinsurance Agreements	*	Any Other Material Activity Not in the Ordinary Course of the Insurer's Business	Totals	Reinsurance Recoverable/ (Payable) on Losses and/or Reserve Credit Taken/ (Liability)
Affiliated Transactions												
10127.....	27-0114983.....	ALLIED Insurance Company of America *0126,007,187
42579.....	42-1201931.....	ALLIED Property and Casualty Insurance Company *01,253,802,936
19100.....	42-6054959.....	AMCO Insurance Company *02,243,101,518
29262.....	74-1061659.....	Colonial County Mutual Insurance Company *0288,202,986
18961.....	68-0066866.....	Crestbrook Insurance Company *0451,582,785
42587.....	42-1207150.....	Depositors Insurance Company *0887,279,812
15821.....	47-4523959.....	Eagle Captive Reinsurance, LLC(316,000,000)513,209,380197,209,380(180,228,120)
13838.....	42-0618271.....	Farmland Mutual Insurance Company *042,236,075
22209.....	75-6013587.....	Freedom Specialty Insurance Company0295,843,661
23582.....	41-0417250.....	Harleysville Insurance Company *0663,821,095
42900.....	16-1075588.....	Harleysville Insurance Company of New Jersey(28,000,000) *(28,000,000)258,342,710
10674.....	23-2864924.....	Harleysville Insurance Company of New York *0417,227,600
14516.....	38-3198542.....	Harleysville Lake States Insurance Company(21,000,000) *(21,000,000)120,733,363
35696.....	23-2384978.....	Harleysville Preferred Insurance Company *0508,017,998
26182.....	04-1989660.....	Harleysville Worcester Insurance Company *0810,703,894
11991.....	38-0865250.....	National Casualty Company01,477,542,337
26093.....	48-0470690.....	Nationwide Affinity Insurance Company of America *0923,556,061
28223.....	42-1015537.....	Nationwide Agribusiness Insurance Company120,000,000 *120,000,0001,870,314,784
.....	20-8670712.....	Nationwide Asset Management, LLC(5,000,000)(5,000,000)
10723.....	95-0639970.....	Nationwide Assurance Company *019,072,505
.....	31-1486870.....	Nationwide Financial Services, Inc.50,325,00050,325,000
23760.....	31-4425763.....	Nationwide General Insurance Company *01,043,959,232
10070.....	31-1399201.....	Nationwide Indemnity Company(50,000,000)(50,000,000)(358,555,253)
25453.....	95-2130882.....	Nationwide Insurance Company of America *0845,476,602
10948.....	31-1613686.....	Nationwide Insurance Company of Florida(18,000,000) *(18,000,000)35,577,353
92657.....	31-1000740.....	Nationwide Life and Annuity Insurance Company400,000,000(285,235,292)114,764,7081,712,607,456
66869.....	31-4156830.....	Nationwide Life Insurance Company316,000,000(450,325,000)(647,858,534)(513,209,380)(1,295,392,914)25,326,312
42110.....	75-1780981.....	Nationwide Lloyds *035,670,580
23779.....	82-0549218.....	Nationwide Mutual Fire Insurance Company1,900,000,000 *1,900,000,000(3,702,122,612)
23787.....	31-4177100.....	Nationwide Mutual Insurance Company81,581,005(72,100,000)(1,900,000,000)933,093,826 *(957,425,169)(15,129,243,146)
37877.....	31-0970750.....	Nationwide Property and Casualty Insurance Company *01,563,227,420
13999.....	27-1712056.....	Olentangy Reinsurance, LLC0(1,557,705,648)
.....	47-1923444.....	On Your Side Nationwide Insurance Agency, Inc.2,100,0002,100,000
15580.....	31-1117969.....	Scottsdale Indemnity Company0594,000,899
41297.....	31-1024978.....	Scottsdale Insurance Company *01,896,537,908
10672.....	86-0835870.....	Scottsdale Surplus Lines Insurance Company025,857,600
13242.....	74-2286759.....	Titan Indemnity Company *0105,819,855
42285.....	95-3750113.....	Veterinary Pet Insurance Company *051,315,789
10644.....	34-1785903.....	Victoria Automobile Insurance Company(3,000,000) *(3,000,000)19,144,510
42889.....	34-1394913.....	Victoria Fire & Casualty Company(3,581,005) *(3,581,005)75,759,081
10105.....	34-1777972.....	Victoria Select Insurance Company(3,000,000) *(3,000,000)19,360,530

SCHEDULE Y

PART 2 - SUMMARY OF INSURER'S TRANSACTIONS WITH ANY AFFILIATES

1	2	3	4	5	6	7	8	9	10	11	12	13
NAIC Company Code	ID Number	Names of Insurers and Parent, Subsidiaries or Affiliates	Shareholder Dividends	Capital Contributions	Purchases, Sales or Exchanges of Loans, Securities, Real Estate, Mortgage Loans or Other Investments	Income/ (Disbursements) Incurred in Connection with Guarantees or Undertakings for the Benefit of any Affiliate(s)	Management Agreements and Service Contracts	Income/ (Disbursements) Incurred under Reinsurance Agreements	*	Any Other Material Activity Not in the Ordinary Course of the Insurer's Business	Totals	Reinsurance Recoverable/ (Payable) on Losses and/or Reserve Credit Taken/ (Liability)
10777.....	34-1842602.....	Victoria Specialty Insurance Company *016,025,673
37150.....	86-0561941.....	Western Heritage Insurance Company0204,798,672
9999999.	Control Totals.....000000	XXX000

NATIONWIDE LIFE AND ANNUITY INSURANCE COMPANY

SUPPLEMENTAL EXHIBITS AND SCHEDULES INTERROGATORIES

The following supplemental reports are required to be filed as part of your statement filing unless specifically waived by the domiciliary state. However, in the event that your domiciliary state waives the filing requirement, your response of WAIVED to the specific interrogatory will be accepted in lieu of filing a "NONE" report and a bar code will be printed below. If the supplement is required of your company but is not being filed for whatever reason enter SEE EXPLANATION and provide an explanation following the interrogatory questions.	
MARCH FILING	
1. Will the Supplemental Compensation Exhibit be filed with the state of domicile by March 1?	Responses YES
2. Will the confidential Risk-Based Capital Report be filed with the NAIC by March 1?	YES
3. Will the confidential Risk-Based Capital Report be filed with the state of domicile, if required, by March 1?	YES
4. Will an actuarial opinion be filed by March 1?	YES
APRIL FILING	
5. Will Management's Discussion and Analysis be filed by April 1?	YES
6. Will the Life, Health & Annuity Guaranty Association Model Act Assessment Base Reconciliation Exhibit be filed with the state of domicile and the NAIC by April 1?	YES
7. Will the Adjustment Form (if required) be filed with state of domicile and the NAIC by April 1?	YES
8. Will the Supplemental Investment Risk Interrogatories be filed by April 1?	YES
JUNE FILING	
9. Will an audited financial report be filed by June 1?	YES
10. Will Accountants Letter of Qualifications be filed with the state of domicile and electronically with the NAIC by June 1?	YES
AUGUST FILING	
11. Will regulator-only (non-public) Communication of Internal Control Related Matters Noted in Audit be filed with the state of domicile and electronically with the NAIC (as a regulator-only non-public document) by August 1?	YES
The following supplemental reports are required to be filed as part of your statement filing. However, in the event that your company does not transact the type of business for which the special report must be filed, your response of NO to the specific interrogatory will be accepted in lieu of filing a "NONE" report and a bar code will be printed below. If the supplement is required of your company but is not being filed for whatever reason, enter SEE EXPLANATION and provide an explanation following the interrogatory questions.	
MARCH FILING	
12. Will Schedule SIS (Stockholder Information Supplement) be filed with the state of domicile by March 1?	NO
13. Will the Medicare Supplement Insurance Experience Exhibit be filed with the state of domicile and the NAIC by March 1?	NO
14. Will the Trusteed Surplus Statement be filed with the state of domicile and the NAIC by March 1?	NO
15. Will the actuarial opinion on participating and non-participating policies as required in Interrogatories 1 and 2 to Exhibit 5 be filed with the state of domicile and electronically with the NAIC by March 1?	YES
16. Will the actuarial opinion on non-guaranteed elements as required in interrogatory #3 to Exhibit 5 be filed with the state of domicile and electronically with the NAIC by March 1?	YES
17. Will the actuarial opinion on X-Factors be filed with the state of domicile and electronically with the NAIC by March 1?	YES
18. Will the actuarial opinion on Separate Accounts Funding Guaranteed Minimum Benefit be filed with the state of domicile and electronically with the NAIC by March 1?	NO
19. Will the actuarial opinion on Synthetic Guaranteed Investment Contracts be filed with the state of domicile and electronically with the NAIC by March 1?	NO
20. Will the Reasonableness of Assumptions Certification required by Actuarial Guideline XXXV be filed with the state of domicile and electronically with the NAIC by March 1?	NO
21. Will the Reasonableness and Consistency of Assumptions Certification required by Actuarial Guideline XXXV be filed with the state of domicile and electronically with the NAIC by March 1?	YES
22. Will the Reasonableness of Assumptions Certification for Implied Guaranteed Rate Method required by Actuarial Guideline XXXVI be filed with the state of domicile and electronically with the NAIC by March 1?	NO
23. Will the Reasonableness and Consistency of Assumptions Certification required by Actuarial Guideline XXXVI (Updated Average Market Value) be filed with the state of domicile and electronically with the NAIC by March 1?	NO
24. Will the Reasonableness and Consistency of Assumptions Certification required by Actuarial Guideline XXXVI (Updated Market Value) be filed with the state of domicile and electronically with the NAIC by March 1?	YES
25. Will the C-3 RBC Certifications required under C-3 Phase I be filed with the state of domicile and electronically with the NAIC by March 1?	YES
26. Will the C-3 RBC Certifications required under C-3 Phase II be filed with the state of domicile and electronically with the NAIC by March 1?	YES
27. Will the Actuarial Certifications Related to Annuity Nonforfeiture Ongoing Compliance for Equity Indexed Annuities be filed with the state of domicile and electronically with the NAIC by March 1?	NO
28. Will the actuarial opinion required by the Modified Guaranteed Annuity Model Regulation be filed with the state of domicile and electronically with the NAIC by March 1?	NO
29. Will the Actuarial Certifications Related to Hedging required by Actuarial Guideline XLIII be filed with the state of domicile and electronically with the NAIC by March 1?	NO
30. Will the Financial Officer Certification Related to Clearly Defined Hedging Strategy required by Actuarial Guideline XLIII be filed with the state of domicile and electronically with the NAIC by March 1?	NO
31. Will the Management Certification That the Valuation Reflects Management's Intent required by Actuarial Guideline XLIII be filed with the state of domicile and electronically with the NAIC by March 1?	YES
32. Will the Actuarial Certification Related to the Reserves required by Actuarial Guideline XLIII be filed with the state of domicile and electronically with the NAIC by March 1?	YES
33. Will the Actuarial Certification regarding the use of 2001 Preferred Class Tables required by the Model Regulation Permitting the Recognition of Preferred Mortality Tables for Use in Determining Minimum Reserve Liabilities be filed with the state of domicile and electronically with the NAIC by March 1?	NO
34. Will the Workers' Compensation Carve-Out Supplement be filed by March 1?	NO
35. Will Supplemental Schedule O be filed with the state of domicile and the NAIC by March 1?	YES
36. Will the Medicare Part D Coverage Supplement be filed with the state of domicile and the NAIC by March 1?	NO
37. Will an approval from the reporting entity's state of domicile for relief related to the five-year rotation requirement for lead audit partner be filed electronically with the NAIC by March 1?	NO
38. Will an approval from the reporting entity's state of domicile for relief related to the one-year cooling off period for independent CPA be filed electronically with the NAIC by March 1?	NO
39. Will an approval from the reporting entity's state of domicile for relief related to the Requirements for Audit Committees be filed electronically with the NAIC by March 1?	NO
40. Will the VM-20 Reserves Supplement be filed with the state of domicile and the NAIC by March 1?	YES
APRIL FILING	
41. Will the confidential Regulatory Asset Adequacy Issues Summary (RAAIS) required by the Valuation Manual be filed with the state of domicile by April 1?	YES
42. Will the Long-Term Care Experience Reporting Forms be filed with the state of domicile and the NAIC by April 1?	NO
43. Will the Interest-Sensitive Life Insurance Products Report Forms be filed with the state of domicile and the NAIC by April 1?	YES
44. Will the Credit Insurance Experience Exhibit be filed with the state of domicile and the NAIC by April 1?	NO
45. Will the Accident and Health Policy Experience Exhibit be filed by April 1?	YES
46. Will the Analysis of Annuity Operations by Lines of Business be filed with the state of domicile and the NAIC by April 1?	YES
47. Will the Analysis of Increase in Annuity Reserves During the Year be filed with the state of domicile and the NAIC by April 1?	YES
48. Will the Supplemental Health Care Exhibit (Parts 1, 2 and 3) be filed with the state of domicile and the NAIC by April 1?	NO
49. Will the regulator only (non-public) Supplemental Health Care Exhibit's Expense Allocation Report be filed with the state of domicile and the NAIC by April 1?	NO
50. Will the confidential Actuarial Memorandum required by Actuarial Guideline XXXVIII 8D be filed with the state of domicile by April 30?	NO
51. Will the Supplemental Term and Universal Life Insurance Reinsurance Exhibit be filed with the state of domicile and the NAIC by April 1?	YES
52. Will the Variable Annuities Supplement be filed with the state of domicile and the NAIC by April 1?	YES
AUGUST FILING	
53. Will Management's Report of Internal Control Over Financial Reporting be filed with the state of domicile by August 1?	YES

NATIONWIDE LIFE AND ANNUITY INSURANCE COMPANY


SUPPLEMENTAL EXHIBITS AND SCHEDULES INTERROGATORIES

The following supplemental reports are required to be filed as part of your statement filing unless specifically waived by the domiciliary state. However, in the event that your domiciliary state waives the filing requirement, your response of WAIVED to the specific interrogatory will be accepted in lieu of filing a "NONE" report and a bar code will be printed below. If the supplement is required of your company but is not being filed for whatever reason enter SEE EXPLANATION and provide an explanation following the interrogatory questions.

EXPLANATIONS:

BAR CODE:

1.
2.
3.
4.
5.
6.
7.
8.
9.
10.
11.
12. The data for this supplement is not required to be filed.
13. The data for this supplement is not required to be filed.
14. The data for this supplement is not required to be filed.
15.
16.
17.
18. The data for this supplement is not required to be filed.
19. The data for this supplement is not required to be filed.
20. The data for this supplement is not required to be filed.
21.
22. The data for this supplement is not required to be filed.
23. The data for this supplement is not required to be filed.
24.
25.
26.
27. The data for this supplement is not required to be filed.
28. The data for this supplement is not required to be filed.
29. The data for this supplement is not required to be filed.
30. The data for this supplement is not required to be filed.
31.
32.
33. The data for this supplement is not required to be filed.
34. The data for this supplement is not required to be filed.
35.




NATIONWIDE LIFE AND ANNUITY INSURANCE COMPANY


SUPPLEMENTAL EXHIBITS AND SCHEDULES INTERROGATORIES

The following supplemental reports are required to be filed as part of your statement filing unless specifically waived by the domiciliary state. However, in the event that your domiciliary state waives the filing requirement, your response of WAIVED to the specific interrogatory will be accepted in lieu of filing a "NONE" report and a bar code will be printed below. If the supplement is required of your company but is not being filed for whatever reason enter SEE EXPLANATION and provide an explanation following the interrogatory questions.


36. The data for this supplement is not required to be filed.




37. The data for this supplement is not required to be filed.



38. The data for this supplement is not required to be filed.



39. The data for this supplement is not required to be filed.



40.

41.

42. The data for this supplement is not required to be filed.



43.

44. The data for this supplement is not required to be filed.




45.

46.

47.

48. The data for this supplement is not required to be filed.



49. The data for this supplement is not required to be filed.



50. The data for this supplement is not required to be filed.



51.

52.

53.

NATIONWIDE LIFE AND ANNUITY INSURANCE COMPANY
Overflow Page for Write-Ins

NONE

Overflow Page for Write-Ins

NONE

* 9 2 6 5 7 2 0 1 7 4 5 6 0 0 1 0 0 *

For the Year Ended December, 31, 2017

NAIC Group Code: 0140

NAIC Company Code: 92657

456.1

[illegible]

NATIONWIDE LIFE AND ANNUITY INSURANCE COMPANY
VM-20 RESERVES SUPPLEMENT - PART 2

Reserves for Policies Not Based on VM-20 as a Result of the Three Year Transition Period
For the Year Ended December 31, 2017
(To Be filed by March 1)
(\$000 Omitted Except for Number of Policies)

Three Transition Period						
		Prior Year		Current Year		
		1 Gross Reserve	2 Net Reserve	3 Gross Reserve	4 Net Reserve	5 Number of Policies
						6 Face Amount
1.	Life Insurance Reserves					
1.1	Term Life.....			5,155	5,155	4,464
1.2	Universal Life with Secondary Guarantee.....			63,248	63,196	4,092
1.3	Non-participating Whole Life.....			1,721	1,721	8,874
1.4	Participating Whole Life.....					
1.5	Universal Life without Secondary Guarantee.....			71,529	71,500	1,635
1.6	Variable Universal Life.....			33,376	33,365	1,315
1.7	Variable Life.....					
1.8	Indexed Life.....			123,109	123,046	17,271
1.9	Aggregate write-ins for other products.....	0	0	0	0	0
2.	Total Life Insurance Reserves					
	(Sum of Lines 1.1 through 1.9).....	0	0	298,138	297,983	37,651
						13,900,110

DETAILS OF WRITE-INS						
1.901
1.902
1.903
1.998	Summary of remaining write-ins for Line 1.9 from overflow page.....	0	0	0	0	0
1.999	Totals (Lines 1.901 through 1.903 plus 1.998) (Line 1.9 above).....	0	0	0	0	0

VM-20 RESERVES SUPPLEMENT - PART 3

Companywide Exemption
For the Year Ended December 31, 2017
(To be Filed by March 1)
(\$000 Omitted Except for Number of Policies)

Companywide Exemption as Defined in the NAIC Adopted Valuation Manual (VM)

1.

Has the company filed and been granted a companywide exemption from the reserve requirements of VM-20 of the Valuation Manual by their state of domicile?

Yes [] No []
2.

If the response to Question 1 is "Yes", then check the source of the granted "company exemption" definition. (Check either 2.1, 2.2 or 2.3)
- 2.1

NAIC Adopted VM []
- 2.2

State Statute SVL [] Complete items "a" and "b", as appropriate.
- a.

Is the criteria in the State Statute (SVL) different from the NAIC adopted VM?

Yes [] No []
- b.

If the answer to "a" above is yes, provide the criteria the state has used to grant the companywide exemption (e.g., Group/Legal Entity criteria) and the minimum reserve requirements that are required by the state of domicile (if the minimum reserve requirements are the same as the Adopted VM, write SAME AS NAIC VM):
- 2.3

State Regulation [] Complete items "a" and "b", as appropriate.
- a.

Is the criteria in the State Regulation different from the NAIC adopted VM?

Yes [] No []
- b.

If the answer to "a" above is yes, provide the criteria the state has used to grant the companywide exemption (e.g., Group/Legal Entity criteria) and the minimum reserve requirements that are required by the state of domicile (if the minimum reserve requirements are the same as the Adopted VM, write SAME AS NAIC VM):

NONE



SCHEDULE O SUPPLEMENT
For the year ended December 31, 2017
(To Be Filed March)

Of The.....NATIONWIDE LIFE AND ANNUITY INSURANCE COMPANY

Address (City, State, Zip Code).....COLUMBUS, OH 43215-2220

NAIC Group Code.....0140

NAIC Company Code.....92657

Employer's ID Number.....31-1000740

SUPPLEMENTAL SCHEDULE O - PART 1

Development of Incurred Losses
(\$000 OMITTED)

Section A - Group Accident and Health

Year in Which Losses Were Incurred	Net Amounts Paid Policyholders				
	1 2013	2 2014	3 2015	4 2016	5 2017 (a)
1. Prior.....	NONE				
2. 2013.....					
3. 2014.....					
4. 2015.....					
5. 2016.....					
6. 2017.....					

Section B - Other Accident and Health

1. Prior.....22222
2. 2013.....1				
3. 2014.....XXX1			
4. 2015.....XXXXXX1		
5. 2016.....XXXXXXXXX1	
6. 2017.....XXXXXXXXXXXX	

Section C - Credit Accident and Health

1. Prior.....					
2. 2013.....					
3. 2014.....XXX	NONE			
4. 2015.....XXX				
5. 2016.....XXX				
6. 2017.....XXX				

(a) See the Annual Audited Financial Reports section of the Annual Statement Instructions.

SCHEDULE O SUPPLEMENT

SUPPLEMENTAL SCHEDULE O - PART 2

Development of Incurred Losses
(\$000 OMITTED)

Section A - Group Accident and Health

Year in Which Losses Were Incurred	Net Amounts Paid for Cost Containment Expenses				
	1 2013	2 2014	3 2015	4 2016	5 2017
1. Prior.....					
2. 2013.....					
3. 2014.....	XXX				
4. 2015.....	XXX	XXX			
5. 2016.....	XXX	XXX	XXX		
6. 2017.....	XXX	XXX	XXX	XXX	

Section B - Other Accident and Health

1. Prior.....					
2. 2013.....					
3. 2014.....	XXX				
4. 2015.....	XXX	XXX			
5. 2016.....	XXX	XXX	XXX		
6. 2017.....	XXX	XXX	XXX	XXX	

Section C - Credit Accident and Health

1. Prior.....					
2. 2013.....					
3. 2014.....	XXX				
4. 2015.....	XXX	XXX			
5. 2016.....	XXX	XXX	XXX		
6. 2017.....	XXX	XXX	XXX	XXX	

SCHEDULE O SUPPLEMENT

SUPPLEMENTAL SCHEDULE O - PART 3

Development of Incurred Losses
(\$000 OMITTED)

Section A - Group Accident and Health

Year in Which Losses Were Incurred	Sum of Net Cumulative Amount Paid Policyholders and Claim Liability and Reserve Outstanding at End of Year				
	1 2013	2 2014	3 2015	4 2016	5 2017
1. 2013.....				XXX	XXX
2. 2014.....	XXX				XXX
3. 2015.....	XXX	XXX			
4. 2016.....	XXX	XXX	XXX		
5. 2017.....	XXX	XXX	XXX	XXX	

Section B - Other Accident and Health

1. 2013.....	1			XXX	XXX
2. 2014.....	XXX	1			XXX
3. 2015.....	XXX	XXX	1		
4. 2016.....	XXX	XXX	XXX	1	
5. 2017.....	XXX	XXX	XXX	XXX	

Section C - Credit Accident and Health

1. 2013.....				XXX	XXX
2. 2014.....	XXX				XXX
3. 2015.....	XXX	XXX			
4. 2016.....	XXX	XXX	XXX		
5. 2017.....	XXX	XXX	XXX	XXX	

SCHEDULE O SUPPLEMENT
SUPPLEMENTAL SCHEDULE O - PART 4

Development of Incurred Losses
(\$000 OMITTED)

Section A - Group Accident and Health

Year in Which Losses Were Incurred	Sum of Net Cumulative Amount Paid Policyholders, Cost Containment Expenses, and Claim and Cost Containment Liability and Reserve Outstanding at End of Year				
	1 2013	2 2014	3 2015	4 2016	5 2017
1. 2013.....					
2. 2014.....	XXX				
3. 2015.....	XXX	XXX			
4. 2016.....	XXX	XXX	XXX		
5. 2017.....	XXX	XXX	XXX	XXX	

Section B - Other Accident and Health

1. 2013.....	1				
2. 2014.....	XXX	1			
3. 2015.....	XXX	XXX	1		
4. 2016.....	XXX	XXX	XXX	1	
5. 2017.....	XXX	XXX	XXX	XXX	

Section C - Credit Accident and Health

1. 2013.....					
2. 2014.....	XXX				
3. 2015.....	XXX	XXX			
4. 2016.....	XXX	XXX	XXX		
5. 2017.....	XXX	XXX	XXX	XXX	

SUPPLEMENTAL SCHEDULE O - PART 5

(\$000 OMITTED)

Reserve and Liability Methodology - Exhibits 6 and 8

Line of Business	1 Methodology	2 Amount
1. Industrial life.....		
2. Ordinary life.....	Other.....	29,466
3. Individual annuity.....		
4. Supplementary contracts.....		
5. Credit life.....		
6. Group life.....		
7. Group annuities.....		
8. Group accident and health.....		
9. Credit accident and health.....		
10. Other accident and health.....		
11. Total.....		29,466

NATIONWIDE LIFE AND ANNUITY INSURANCE COMPANY
SUPPLEMENTAL SCHEDULE O - PART 1

Development of Incurred Losses
(\$000 OMITTED)

Section D -

Years in Which Losses Were Incurred	Net Amounts Paid Policyholders				
	1 2013	2 2014	3 2015	4 2016	5 2017 (a)
1. Prior.....					
2. 2013.....					
3. 2014.....	XXX				
4. 2015.....	XXX	XXX			
5. 2016.....	XXX	XXX	XXX		
6. 2017.....	XXX	XXX	XXX	XXX	
Line of Business:.....					

(\$000 OMITTED)

Section E -

1. Prior.....					
2. 2013.....					
3. 2014.....	XXX				
4. 2015.....	XXX	XXX			
5. 2016.....	XXX	XXX	XXX		
6. 2017.....	XXX	XXX	XXX	XXX	

(\$000 OMITTED)

Section F -

1. Prior.....					
2. 2013.....					
3. 2014.....	XXX				
4. 2015.....	XXX	XXX			
5. 2016.....	XXX	XXX	XXX		
6. 2017.....	XXX	XXX	XXX	XXX	
Line of Business:.....					

(\$000 OMITTED)

Section G -

1. Prior.....					
2. 2013.....					
3. 2014.....	XXX				
4. 2015.....	XXX	XXX			
5. 2016.....	XXX	XXX	XXX		
6. 2017.....	XXX	XXX	XXX	XXX	
Line of Business:.....					

NATIONWIDE LIFE AND ANNUITY INSURANCE COMPANY
SUPPLEMENTAL SCHEDULE O - PART 2

Development of Incurred Losses
(\$000 OMITTED)

Section D -

Net Amounts Paid for Cost Containment Expenses

Years in Which Losses Were Incurred	1	2	3	4	5
	2013	2014	2015	2016	2017
1. Prior.....					
2. 2013.....					
3. 2014.....	XXX				
4. 2015.....	XXX	XXX			
5. 2016.....	XXX	XXX	XXX		
6. 2017.....	XXX	XXX	XXX	XXX	

(\$000 OMITTED)

Section E -

1. Prior.....					
2. 2013.....					
3. 2014.....	XXX				
4. 2015.....	XXX	XXX			
5. 2016.....	XXX	XXX	XXX		
6. 2017.....	XXX	XXX	XXX	XXX	

Line of Business:.....

(\$000 OMITTED)

Section F -

1. Prior.....					
2. 2013.....					
3. 2014.....	XXX				
4. 2015.....	XXX	XXX			
5. 2016.....	XXX	XXX	XXX		
6. 2017.....	XXX	XXX	XXX	XXX	

Line of Business:.....

(\$000 OMITTED)

Section G -

1. Prior.....					
2. 2013.....					
3. 2014.....	XXX				
4. 2015.....	XXX	XXX			
5. 2016.....	XXX	XXX	XXX		
6. 2017.....	XXX	XXX	XXX	XXX	

Line of Business:.....

NATIONWIDE LIFE AND ANNUITY INSURANCE COMPANY
SUPPLEMENTAL SCHEDULE O - PART 3

Development of Incurred Losses
(\$000 OMITTED)

Section D -

Sum of Net Cumulative Amount Paid to Policyholders and Claim Liability and Reserve Outstanding at End of Year

Years in Which Losses Were Incurred	1 2013	2 2014	3 2015	4 2016	5 2017
1. 2013.....				XXX	XXX
2. 2014.....	XXX				XXX
3. 2015.....	XXX	XXX			
4. 2016.....	XXX	XXX	XXX		
5. 2017.....	XXX	XXX	XXX	XXX	

(\$000 OMITTED)

Section E -

1. 2013.....				XXX	XXX
2. 2014.....	XXX				XXX
3. 2015.....	XXX	XXX			
4. 2016.....	XXX	XXX	XXX		
5. 2017.....	XXX	XXX	XXX	XXX	

Line of Business:.....

(\$000 OMITTED)

Section F -

1. 2013.....				XXX	XXX
2. 2014.....	XXX				XXX
3. 2015.....	XXX	XXX			
4. 2016.....	XXX	XXX	XXX		
5. 2017.....	XXX	XXX	XXX	XXX	

Line of Business:.....

(\$000 OMITTED)

Section G -

1. 2013.....				XXX	XXX
2. 2014.....	XXX				XXX
3. 2015.....	XXX	XXX			
4. 2016.....	XXX	XXX	XXX		
5. 2017.....	XXX	XXX	XXX	XXX	

Line of Business:.....

NATIONWIDE LIFE AND ANNUITY INSURANCE COMPANY
SUPPLEMENTAL SCHEDULE O - PART 4

Development of Incurred Losses
(\$000 OMITTED)

Section D -

Sum of Net Cumulative Amount Paid Policyholders, Cost Containment Expenses,
and Claimed Losses, Contingent Liability and Reserve Outstanding at End of Year

Years in Which Losses Were Incurred	1	2	3	4	5
	2013	2014	2015	2016	2017
1. 2013.....					
2. 2014.....	XXX				
3. 2015.....	XXX	XXX			
4. 2016.....	XXX	XXX	XXX		
5. 2017.....	XXX	XXX	XXX	XXX	
Line of Business:.....					

Section E -

1. 2013.....					
2. 2014.....	XXX				
3. 2015.....	XXX	XXX			
4. 2016.....	XXX	XXX	XXX		
5. 2017.....	XXX	XXX	XXX	XXX	
Line of Business:.....					

Section F -

1. 2013.....					
2. 2014.....	XXX				
3. 2015.....	XXX	XXX			
4. 2016.....	XXX	XXX	XXX		
5. 2017.....	XXX	XXX	XXX	XXX	
Line of Business:.....					

Section G -

1. 2013.....					
2. 2014.....	XXX				
3. 2015.....	XXX	XXX			
4. 2016.....	XXX	XXX	XXX		
5. 2017.....	XXX	XXX	XXX	XXX	
Line of Business:.....					

2017 ALPHABETICAL INDEX

LIFE ANNUAL STATEMENT BLANK

Analysis of Increase in Reserves During The Year	7	Schedule D – Part 2 – Section 1	E11
Analysis of Operations By Lines of Business	6	Schedule D – Part 2 – Section 2	E12
Asset Valuation Reserve Default Component	30	Schedule D – Part 3	E13
Asset Valuation Reserve Equity	32	Schedule D – Part 4	E14
Asset Valuation Reserve Replications (Synthetic) Assets	35	Schedule D – Part 5	E15
Asset Valuation Reserve	29	Schedule D – Part 6 – Section 1	E16
Assets	2	Schedule D – Part 6 – Section 2	E16
Cash Flow	5	Schedule D – Summary By Country	SI04
Exhibit 1 – Part 1 – Premiums and Annuity Considerations for Life and Accident and Health Contracts	9	Schedule D – Verification Between Years	SI03
Exhibit 1 – Part 2 – Dividends and Coupons Applied, Reinsurance Commissions and Expense	10	Schedule DA – Part 1	E17
Exhibit 2 – General Expenses	11	Schedule DA – Verification Between Years	SI10
Exhibit 3 – Taxes, Licenses and Fees (Excluding Federal Income Taxes)	11	Schedule DB – Part A – Section 1	E18
Exhibit 4 – Dividends or Refunds	11	Schedule DB – Part A – Section 2	E19
Exhibit 5 – Aggregate Reserve for Life Contracts	12	Schedule DB – Part A – Verification Between Years	SI11
Exhibit 5 – Interrogatories	13	Schedule DB – Part B – Section 1	E20
Exhibit 5A – Changes in Bases of Valuation During The Year	13	Schedule DB – Part B – Section 2	E21
Exhibit 6 – Aggregate Reserves for Accident and Health Contracts	14	Schedule DB – Part B – Verification Between Years	SI11
Exhibit 7 – Deposit-Type Contracts	15	Schedule DB – Part C – Section 1	SI12
Exhibit 8 – Claims for Life and Accident and Health Contracts – Part 1	16	Schedule DB – Part C – Section 2	SI13
Exhibit 8 – Claims for Life and Accident and Health Contracts – Part 2	17	Schedule DB – Part D – Section 1	E22
Exhibit of Capital Gains (Losses)	8	Schedule DB – Part D – Section 2	E23
Exhibit of Life Insurance	25	Schedule DB – Verification	SI14
Exhibit of Net Investment Income	8	Schedule DL – Part 1	E24
Exhibit of Nonadmitted Assets	18	Schedule DL – Part 2	E25
Exhibit of Number of Policies, Contracts, Certificates, Income Payable and Account Values	27	Schedule E – Part 1 – Cash	E26
Five-Year Historical Data	22	Schedule E – Part 2 – Cash Equivalents	E27
Form for Calculating the Interest Maintenance Reserve (IMR)	28	Schedule E – Part 3 – Special Deposits	E28
General Interrogatories	20	Schedule E – Verification Between Years	SI15
Jurat Page	1	Schedule F	36
Liabilities, Surplus and Other Funds	3	Schedule H – Accident and Health Exhibit – Part 1	37
Life Insurance (State Page)	24	Schedule H – Part 2, Part 3 and Part 4	38
Notes To Financial Statements	19	Schedule H – Part 5 – Health Claims	39
Overflow Page For Write-ins	55	Schedule S – Part 1 – Section 1	40
Schedule A – Part 1	E01	Schedule S – Part 1 – Section 2	41
Schedule A – Part 2	E02	Schedule S – Part 2	42
Schedule A – Part 3	E03	Schedule S – Part 3 – Section 1	43
Schedule A – Verification Between Years	SI02	Schedule S – Part 3 – Section 2	44
Schedule B – Part 1	E04	Schedule S – Part 4	45
Schedule B – Part 2	E05	Schedule S – Part 5	46
Schedule B – Part 3	E06	Schedule S – Part 6	47
Schedule B – Verification Between Years	SI02	Schedule S – Part 7	48
Schedule BA – Part 1	E07	Schedule T – Part 2 Interstate Compact	50
Schedule BA – Part 2	E08	Schedule T – Premiums and Annuity Considerations	49
Schedule BA – Part 3	E09	Schedule Y – Information Concerning Activities of Insurer Members of a Holding Company Group	51
Schedule BA – Verification Between Years	SI03	Schedule Y – Part 1A – Detail of Insurance Holding Company System	52
Schedule D – Part 1	E10	Schedule Y – Part 2 – Summary of Insurer's Transactions With Any Affiliates	53
Schedule D – Part 1A – Section 1	SI05	Summary Investment Schedule	SI01
Schedule D – Part 1A – Section 2	SI08	Summary of Operations	4
		Supplemental Exhibits and Schedules Interrogatories	54