



LIFE AND ACCIDENT AND HEALTH COMPANIES - ASSOCIATION EDITION

ANNUAL STATEMENT
FOR THE YEAR ENDED DECEMBER 31, 2017
OF THE CONDITION AND AFFAIRS OF THE

Integrity Life Insurance Company

NAIC Group Code

08360836

NAIC Company Code

74780

Employer's ID Number

86-0214103

(Current)

(Prior)

Organized under the Laws of

Ohio

State of Domicile or Port of Entry

OH

Country of Domicile

United States of America

Incorporated/Organized

05/03/1966

Commenced Business

05/25/1966

Statutory Home Office

400 Broadway

Cincinnati , OH, US 45202

(Street and Number)

(City or Town, State, Country and Zip Code)

Main Administrative Office

400 Broadway

Cincinnati , OH, US 45202

(Street and Number)

(City or Town, State, Country and Zip Code)

513-629-1800

(Area Code) (Telephone Number)

Mail Address

400 Broadway

Cincinnati , OH, US 45202

(Street and Number or P.O. Box)

(City or Town, State, Country and Zip Code)

Primary Location of Books and Records

400 Broadway

Cincinnati , OH, US 45202

(Street and Number)

(City or Town, State, Country and Zip Code)

513-629-1800

(Area Code) (Telephone Number)

Internet Website Address

www.integritylife.com

Statutory Statement Contact

Wade Matthew Fugate

513-629-1402

(Name)

(Area Code) (Telephone Number)

CompAcctGrp@WesternSouthernLife.com

513-629-1871

(E-mail Address)

(FAX Number)

OFFICERS

Chairman of the Board

John Finn Barrett

Secretary

Edward Joseph Babbitt

President & CEO

Jill Tripp McGruder

OTHER

Mark Erdem Caner, Sr VP	Karen Ann Chamberlain, Sr VP, Chf Information Off	Daniel Joseph Downing, Sr VP
Lisa Beth Fangman #, Sr VP	Wade Matthew Fugate, VP, Controller	Daniel Wayne Harris, Sr VP, Chief Actuary
David Todd Henderson, Sr VP, Chief Risk Officer	Kevin Louis Howard, Sr VP	Bradley Joseph Hunkler, Sr VP, Chief Financial Officer
Phillip Earl King, VP, Auditor	Paul Matthew Kruth, VP	Roger Michael Lanham, Sr VP, Co-Chief Inv Officer
Daniel Roger Larsen, VP, Tax	Bruce William Maisel, VP, CCO	Denise Lynn Sparks, VP
James Joseph Vance, Sr VP, Treasurer	Terrie Ann Wiedenheft, VP	Brendan Matthew White, Sr VP, Co-Chief Inv Officer

DIRECTORS OR TRUSTEES

Edward Joseph Babbitt	John Finn Barrett	Jill Tripp McGruder
Jonathan David Niemeyer	Donald Joseph Wuebbling	

State of

Ohio

SS:

County of

Hamilton

The officers of this reporting entity being duly sworn, each depose and say that they are the described officers of said reporting entity, and that on the reporting period stated above, all of the herein described assets were the absolute property of the said reporting entity, free and clear from any liens or claims thereon, except as herein stated, and that this statement, together with related exhibits, schedules and explanations therein contained, annexed or referred to, is a full and true statement of all the assets and liabilities and of the condition and affairs of the said reporting entity as of the reporting period stated above, and of its income and deductions therefrom for the period ended, and have been completed in accordance with the NAIC Annual Statement Instructions and Accounting Practices and Procedures manual except to the extent that: (1) state law may differ; or, (2) that state rules or regulations require differences in reporting not related to accounting practices and procedures, according to the best of their information, knowledge and belief, respectively. Furthermore, the scope of this attestation by the described officers also includes the related corresponding electronic filing with the NAIC, when required, that is an exact copy (except for formatting differences due to electronic filing) of the enclosed statement. The electronic filing may be requested by various regulators in lieu of or in addition to the enclosed statement.

Jill Tripp McGruder

Edward Joseph Babbitt

Wade Matthew Fugate

President & CEO

Secretary

VP and Controller

Subscribed and sworn to before me this

16th

day of

February 2018

a. Is this an original filing?

Yes [X] No []

b. If no,

1. State the amendment number.....

2. Date filed

3. Number of pages attached.....



ANNUAL STATEMENT FOR THE YEAR 2017 OF THE Integrity Life Insurance Company

DIRECT BUSINESS IN THE STATE OF Alabama

DURING THE YEAR 2017

NAIC Group Code 0836

LIFE INSURANCE

NAIC Company Code 74780

	1	2	3	4	5
DIRECT PREMIUMS AND ANNUITY CONSIDERATIONS	Ordinary	Credit Life (Group and Individual)	Group	Industrial	Total
1. Life insurance	10,889	0	0	0	10,889
2. Annuity considerations	10,580,019	0	0	0	10,580,019
3. Deposit-type contract funds	67,325	XXX	0	XXX	67,325
4. Other considerations					0
5. Totals (Sum of Lines 1 to 4)	10,658,233	0	0	0	10,658,233
DIRECT DIVIDENDS TO POLICYHOLDERS					
Life insurance:					
6.1 Paid in cash or left on deposit					0
6.2 Applied to pay renewal premiums					0
6.3 Applied to provide paid-up additions or shorten the endowment or premium-paying period					0
6.4 Other					0
6.5 Totals (Sum of Lines 6.1 to 6.4)	0	0	0	0	0
Annuities:					
7.1 Paid in cash or left on deposit					0
7.2 Applied to provide paid-up annuities					0
7.3 Other					0
7.4 Totals (Sum of Lines 7.1 to 7.3)	0	0	0	0	0
8. Grand Totals (Lines 6.5 plus 7.4)	0	0	0	0	0
DIRECT CLAIMS AND BENEFITS PAID					
9. Death benefits	394,257	0	0	0	394,257
10. Matured endowments					0
11. Annuity benefits	2,801,185	0	0	0	2,801,185
12. Surrender values and withdrawals for life contracts	3,294,668	0	0	0	3,294,668
13. Aggregate write-ins for miscellaneous direct claims and benefits paid	0	0	0	0	0
14. All other benefits, except accident and health	110,994	0	0	0	110,994
15. Totals	6,601,104	0	0	0	6,601,104
DETAILS OF WRITE-INS					
1301.					
1302.					
1303.					
1398. Summary of Line 13 from overflow page	0	0	0	0	0
1399. Totals (Lines 1301 thru 1303 plus 1398) (Line 13 above)	0	0	0	0	0

DIRECT DEATH BENEFITS AND MATURED ENDOWMENTS INCURRED	Ordinary		Credit Life (Group and Individual)		Group		Industrial		Total	
	1	2	3	4	5	6	7	8	9	10
	No.	Amount	No. of Ind.Pols. & Gr. Certifs.	Amount	No. of Certifs.	Amount	No.	Amount	No.	Amount
16. Unpaid December 31, prior year									0	0
17. Incurred during current year	5	394,257							5	394,257
Settled during current year:										
18.1 By payment in full	5	394,257							5	394,257
18.2 By payment on compromised claims									0	0
18.3 Totals paid	5	394,257	0	0	0	0	0	0	5	394,257
18.4 Reduction by compromise									0	0
18.5 Amount rejected									0	0
18.6 Total settlements	5	394,257	0	0	0	0	0	0	5	394,257
19. Unpaid Dec. 31, current year (16+17-18.6)	0	0	0	0	0	0	0	0	0	0
POLICY EXHIBIT						No. of Policies				
20. In force December 31, prior year	27	7,506,974	0 (a)	0	0	0	0	0	27	7,506,974
21. Issued during year									0	0
22. Other changes to in force (Net)	(3)	(231,846)							(3)	(231,846)
23. In force December 31 of current year	24	7,275,128	0 (a)	0	0	0	0	0	24	7,275,128

(a) Includes Individual Credit Life Insurance prior year \$, current year \$
Includes Group Credit Life Insurance Loans less than or equal to 60 months at issue, prior year \$, current year \$
Loans greater than 60 months at issue BUT NOT GREATER THAN 120 MONTHS, prior year \$, current year \$

ACCIDENT AND HEALTH INSURANCE

	1	2	3	4	5
	Direct Premiums	Direct Premiums Earned	Dividends Paid Or Credited On Direct Business	Direct Losses Paid	Direct Losses Incurred
24. Group Policies (b)					
24.1 Federal Employees Health Benefits Plan premium (b)					
24.2 Credit (Group and Individual)					
24.3 Collectively renewable policies (b)					
24.4 Medicare Title XVIII exempt from state taxes or fees Other Individual Policies:					
25.1 Non-cancelable (b)					
25.2 Guaranteed renewable (b)					
25.3 Non-renewable for stated reasons only (b)					
25.4 Other accident only					
25.5 All other (b)					
25.6 Totals (sum of Lines 25.1 to 25.5)	0	0	0	0	0
26. Totals (Lines 24 + 24.1 + 24.2 + 24.3 + 24.4 + 25.6)	0	0	0	0	0

(b) For health business on indicated lines report: Number of persons insured under PPO managed care products 0 and number of persons insured under indemnity only products 0 .



ANNUAL STATEMENT FOR THE YEAR 2017 OF THE Integrity Life Insurance Company

DIRECT BUSINESS IN THE STATE OF Alaska

DURING THE YEAR 2017

NAIC Group Code 0836

LIFE INSURANCE

NAIC Company Code 74780

	1	2	3	4	5
DIRECT PREMIUMS AND ANNUITY CONSIDERATIONS	Ordinary	Credit Life (Group and Individual)	Group	Industrial	Total
1. Life insurance					0
2. Annuity considerations	648,041	0	0	0	648,041
3. Deposit-type contract funds		XXX		XXX	0
4. Other considerations					0
5. Totals (Sum of Lines 1 to 4)	648,041	0	0	0	648,041
DIRECT DIVIDENDS TO POLICYHOLDERS					
Life insurance:					
6.1 Paid in cash or left on deposit					0
6.2 Applied to pay renewal premiums					0
6.3 Applied to provide paid-up additions or shorten the endowment or premium-paying period					0
6.4 Other					0
6.5 Totals (Sum of Lines 6.1 to 6.4)	0	0	0	0	0
Annuities:					
7.1 Paid in cash or left on deposit					0
7.2 Applied to provide paid-up annuities					0
7.3 Other					0
7.4 Totals (Sum of Lines 7.1 to 7.3)	0	0	0	0	0
8. Grand Totals (Lines 6.5 plus 7.4)	0	0	0	0	0
DIRECT CLAIMS AND BENEFITS PAID					
9. Death benefits					0
10. Matured endowments					0
11. Annuity benefits	131,614	0	0	0	131,614
12. Surrender values and withdrawals for life contracts	128,334	0	0	0	128,334
13. Aggregate write-ins for miscellaneous direct claims and benefits paid	0	0	0	0	0
14. All other benefits, except accident and health	6,626	0	0	0	6,626
15. Totals	266,574	0	0	0	266,574
DETAILS OF WRITE-INS					
1301.					
1302.					
1303.					
1398. Summary of Line 13 from overflow page	0	0	0	0	0
1399. Totals (Lines 1301 thru 1303 plus 1398) (Line 13 above)	0	0	0	0	0

DIRECT DEATH BENEFITS AND MATURED ENDOWMENTS INCURRED	Ordinary		Credit Life (Group and Individual)		Group		Industrial		Total	
	1	2	3	4	5	6	7	8	9	10
	No.	Amount	No. of Ind.Pols. & Gr. Certifs.	Amount	No. of Certifs.	Amount	No.	Amount	No.	Amount
16. Unpaid December 31, prior year									0	0
17. Incurred during current year Settled during current year:									0	0
18.1 By payment in full									0	0
18.2 By payment on compromised claims									0	0
18.3 Totals paid	0	0	0	0	0	0	0	0	0	0
18.4 Reduction by compromise									0	0
18.5 Amount rejected									0	0
18.6 Total settlements	0	0	0	0	0	0	0	0	0	0
19. Unpaid Dec. 31, current year (16+17-18.6)	0	0	0	0	0	0	0	0	0	0
POLICY EXHIBIT						No. of Policies				
20. In force December 31, prior year	3	626,427	0 (a)	0	0	0	0	0	3	626,427
21. Issued during year									0	0
22. Other changes to in force (Net)	0	32,128							0	32,128
23. In force December 31 of current year	3	658,555	0 (a)	0	0	0	0	0	3	658,555

(a) Includes Individual Credit Life Insurance prior year \$, current year \$
Includes Group Credit Life Insurance Loans less than or equal to 60 months at issue, prior year \$, current year \$
Loans greater than 60 months at issue BUT NOT GREATER THAN 120 MONTHS, prior year \$, current year \$

ACCIDENT AND HEALTH INSURANCE

	1	2	3	4	5
	Direct Premiums	Direct Premiums Earned	Dividends Paid Or Credited On Direct Business	Direct Losses Paid	Direct Losses Incurred
24. Group Policies (b)					
24.1 Federal Employees Health Benefits Plan premium (b)					
24.2 Credit (Group and Individual)					
24.3 Collectively renewable policies (b)					
24.4 Medicare Title XVIII exempt from state taxes or fees Other Individual Policies:					
25.1 Non-cancelable (b)					
25.2 Guaranteed renewable (b)					
25.3 Non-renewable for stated reasons only (b)					
25.4 Other accident only					
25.5 All other (b)					
25.6 Totals (sum of Lines 25.1 to 25.5)	0	0	0	0	0
26. Totals (Lines 24 + 24.1 + 24.2 + 24.3 + 24.4 + 25.6)	0	0	0	0	0

(b) For health business on indicated lines report: Number of persons insured under PPO managed care products 0 and number of persons
insured under indemnity only products 0 .



ANNUAL STATEMENT FOR THE YEAR 2017 OF THE Integrity Life Insurance Company

DIRECT BUSINESS IN THE STATE OF Arizona

DURING THE YEAR 2017

NAIC Group Code 0836

LIFE INSURANCE

NAIC Company Code 74780

DIRECT PREMIUMS AND ANNUITY CONSIDERATIONS	1	2	3	4	5
	Ordinary	Credit Life (Group and Individual)	Group	Industrial	Total
1. Life insurance	1,347	0	0	0	1,347
2. Annuity considerations	23,156,343	0	0	0	23,156,343
3. Deposit-type contract funds	1,840,266	XXX	0	XXX	1,840,266
4. Other considerations					0
5. Totals (Sum of Lines 1 to 4)	24,997,956	0	0	0	24,997,956
DIRECT DIVIDENDS TO POLICYHOLDERS					
Life insurance:					
6.1 Paid in cash or left on deposit					0
6.2 Applied to pay renewal premiums					0
6.3 Applied to provide paid-up additions or shorten the endowment or premium-paying period					0
6.4 Other					0
6.5 Totals (Sum of Lines 6.1 to 6.4)	0	0	0	0	0
Annuities:					
7.1 Paid in cash or left on deposit					0
7.2 Applied to provide paid-up annuities					0
7.3 Other					0
7.4 Totals (Sum of Lines 7.1 to 7.3)	0	0	0	0	0
8. Grand Totals (Lines 6.5 plus 7.4)	0	0	0	0	0
DIRECT CLAIMS AND BENEFITS PAID					
9. Death benefits	680,082	0	0	0	680,082
10. Matured endowments					0
11. Annuity benefits	7,154,959	0	0	0	7,154,959
12. Surrender values and withdrawals for life contracts	7,446,608	0	0	0	7,446,608
13. Aggregate write-ins for miscellaneous direct claims and benefits paid	0	0	0	0	0
14. All other benefits, except accident and health	384,808	0	0	0	384,808
15. Totals	15,666,457	0	0	0	15,666,457
DETAILS OF WRITE-INS					
1301.					
1302.					
1303.					
1398. Summary of Line 13 from overflow page	0	0	0	0	0
1399. Totals (Lines 1301 thru 1303 plus 1398) (Line 13 above)	0	0	0	0	0

DIRECT DEATH BENEFITS AND MATURED ENDOWMENTS INCURRED	Ordinary		Credit Life (Group and Individual)		Group		Industrial		Total	
	1	2	3	4	5	6	7	8	9	10
	No.	Amount	No. of Ind.Pols. & Gr. Certifs.	Amount	No. of Certifs.	Amount	No.	Amount	No.	Amount
16. Unpaid December 31, prior year									0	0
17. Incurred during current year	10	680,082							10	680,082
Settled during current year:										
18.1 By payment in full	10	680,082							10	680,082
18.2 By payment on compromised claims									0	0
18.3 Totals paid	10	680,082	0	0	0	0	0	0	10	680,082
18.4 Reduction by compromise									0	0
18.5 Amount rejected									0	0
18.6 Total settlements	10	680,082	0	0	0	0	0	0	10	680,082
19. Unpaid Dec. 31, current year (16+17-18.6)	0	0	0	0	0	0	0	0	0	0
POLICY EXHIBIT						No. of Policies				
20. In force December 31, prior year	76	11,434,246	0 (a)	0	0	0	0	0	76	11,434,246
21. Issued during year									0	0
22. Other changes to in force (Net)	(3)	(419,900)							(3)	(419,900)
23. In force December 31 of current year	73	11,014,346	0 (a)	0	0	0	0	0	73	11,014,346

(a) Includes Individual Credit Life Insurance prior year \$, current year \$
Includes Group Credit Life Insurance Loans less than or equal to 60 months at issue, prior year \$, current year \$
Loans greater than 60 months at issue BUT NOT GREATER THAN 120 MONTHS, prior year \$, current year \$

ACCIDENT AND HEALTH INSURANCE

	1	2	3	4	5
	Direct Premiums	Direct Premiums Earned	Dividends Paid Or Credited On Direct Business	Direct Losses Paid	Direct Losses Incurred
24. Group Policies (b)					
24.1 Federal Employees Health Benefits Plan premium (b)					
24.2 Credit (Group and Individual)					
24.3 Collectively renewable policies (b)					
24.4 Medicare Title XVIII exempt from state taxes or fees Other Individual Policies:					
25.1 Non-cancelable (b)					
25.2 Guaranteed renewable (b)					
25.3 Non-renewable for stated reasons only (b)					
25.4 Other accident only					
25.5 All other (b)					
25.6 Totals (sum of Lines 25.1 to 25.5)	0	0	0	0	0
26. Totals (Lines 24 + 24.1 + 24.2 + 24.3 + 24.4 + 25.6)	0	0	0	0	0

(b) For health business on indicated lines report: Number of persons insured under PPO managed care products 0 and number of persons insured under indemnity only products 0 .



ANNUAL STATEMENT FOR THE YEAR 2017 OF THE Integrity Life Insurance Company

DIRECT BUSINESS IN THE STATE OF Arkansas

DURING THE YEAR 2017

NAIC Group Code 0836

LIFE INSURANCE

NAIC Company Code 74780

DIRECT PREMIUMS AND ANNUITY CONSIDERATIONS	1 Ordinary	2 Credit Life (Group and Individual)	3 Group	4 Industrial	5 Total
1. Life insurance					0
2. Annuity considerations	3,626,511	0	0	0	3,626,511
3. Deposit-type contract funds	40,000	XXX	0	XXX	40,000
4. Other considerations					0
5. Totals (Sum of Lines 1 to 4)	3,666,511	0	0	0	3,666,511
DIRECT DIVIDENDS TO POLICYHOLDERS					
Life insurance:					
6.1 Paid in cash or left on deposit					0
6.2 Applied to pay renewal premiums					0
6.3 Applied to provide paid-up additions or shorten the endowment or premium-paying period					0
6.4 Other					0
6.5 Totals (Sum of Lines 6.1 to 6.4)	0	0	0	0	0
Annuities:					
7.1 Paid in cash or left on deposit					0
7.2 Applied to provide paid-up annuities					0
7.3 Other					0
7.4 Totals (Sum of Lines 7.1 to 7.3)	0	0	0	0	0
8. Grand Totals (Lines 6.5 plus 7.4)	0	0	0	0	0
DIRECT CLAIMS AND BENEFITS PAID					
9. Death benefits	305,580	0	0	0	305,580
10. Matured endowments					0
11. Annuity benefits	1,248,048	0	0	0	1,248,048
12. Surrender values and withdrawals for life contracts	1,122,213	0	0	0	1,122,213
13. Aggregate write-ins for miscellaneous direct claims and benefits paid	0	0	0	0	0
14. All other benefits, except accident and health	4,354	0	0	0	4,354
15. Totals	2,680,195	0	0	0	2,680,195
DETAILS OF WRITE-INS					
1301.					
1302.					
1303.					
1398. Summary of Line 13 from overflow page	0	0	0	0	0
1399. Totals (Lines 1301 thru 1303 plus 1398) (Line 13 above)	0	0	0	0	0

DIRECT DEATH BENEFITS AND MATURED ENDOWMENTS INCURRED	Ordinary		Credit Life (Group and Individual)		Group		Industrial		Total	
	1	2	3	4	5	6	7	8	9	10
	No.	Amount	No. of Ind.Pols. & Gr. Certifs.	Amount	No. of Certifs.	Amount	No.	Amount	No.	Amount
16. Unpaid December 31, prior year									0	0
17. Incurred during current year	3	305,580							3	305,580
Settled during current year:										
18.1 By payment in full	3	305,580							3	305,580
18.2 By payment on compromised claims									0	0
18.3 Totals paid	3	305,580	0	0	0	0	0	0	3	305,580
18.4 Reduction by compromise									0	0
18.5 Amount rejected									0	0
18.6 Total settlements	3	305,580	0	0	0	0	0	0	3	305,580
19. Unpaid Dec. 31, current year (16+17-18.6)	0	0	0	0	0	0	0	0	0	0
POLICY EXHIBIT						No. of Policies				
20. In force December 31, prior year	11	4,378,152	0 (a)	0	0	0	0	0	11	4,378,152
21. Issued during year									0	0
22. Other changes to in force (Net)	(2)	(188,206)							(2)	(188,206)
23. In force December 31 of current year	9	4,189,946	0 (a)	0	0	0	0	0	9	4,189,946

(a) Includes Individual Credit Life Insurance prior year \$, current year \$
Includes Group Credit Life Insurance Loans less than or equal to 60 months at issue, prior year \$, current year \$
Loans greater than 60 months at issue BUT NOT GREATER THAN 120 MONTHS, prior year \$, current year \$

ACCIDENT AND HEALTH INSURANCE

	1	2	3	4	5
	Direct Premiums	Direct Premiums Earned	Dividends Paid Or Credited On Direct Business	Direct Losses Paid	Direct Losses Incurred
24. Group Policies (b)					
24.1 Federal Employees Health Benefits Plan premium (b)					
24.2 Credit (Group and Individual)					
24.3 Collectively renewable policies (b)					
24.4 Medicare Title XVIII exempt from state taxes or fees Other Individual Policies:					
25.1 Non-cancelable (b)					
25.2 Guaranteed renewable (b)					
25.3 Non-renewable for stated reasons only (b)					
25.4 Other accident only					
25.5 All other (b)					
25.6 Totals (sum of Lines 25.1 to 25.5)	0	0	0	0	0
26. Totals (Lines 24 + 24.1 + 24.2 + 24.3 + 24.4 + 25.6)	0	0	0	0	0

(b) For health business on indicated lines report: Number of persons insured under PPO managed care products 0 and number of persons insured under indemnity only products 0 .



ANNUAL STATEMENT FOR THE YEAR 2017 OF THE Integrity Life Insurance Company

DIRECT BUSINESS IN THE STATE OF California

DURING THE YEAR 2017

NAIC Group Code 0836

LIFE INSURANCE

NAIC Company Code 74780

	1	2	3	4	5
DIRECT PREMIUMS AND ANNUITY CONSIDERATIONS	Ordinary	Credit Life (Group and Individual)	Group	Industrial	Total
1. Life insurance	15,704	0	0	0	15,704
2. Annuity considerations	51,072,261	0	0	0	51,072,261
3. Deposit-type contract funds	4,558,559	XXX	0	XXX	4,558,559
4. Other considerations					0
5. Totals (Sum of Lines 1 to 4)	55,646,524	0	0	0	55,646,524
DIRECT DIVIDENDS TO POLICYHOLDERS					
Life insurance:					
6.1 Paid in cash or left on deposit					0
6.2 Applied to pay renewal premiums					0
6.3 Applied to provide paid-up additions or shorten the endowment or premium-paying period					0
6.4 Other					0
6.5 Totals (Sum of Lines 6.1 to 6.4)	0	0	0	0	0
Annuities:					
7.1 Paid in cash or left on deposit					0
7.2 Applied to provide paid-up annuities					0
7.3 Other					0
7.4 Totals (Sum of Lines 7.1 to 7.3)	0	0	0	0	0
8. Grand Totals (Lines 6.5 plus 7.4)	0	0	0	0	0
DIRECT CLAIMS AND BENEFITS PAID					
9. Death benefits	3,010,781	0	0	0	3,010,781
10. Matured endowments					0
11. Annuity benefits	19,242,192	0	0	0	19,242,192
12. Surrender values and withdrawals for life contracts	26,287,974	0	0	0	26,287,974
13. Aggregate write-ins for miscellaneous direct claims and benefits paid	0	0	0	0	0
14. All other benefits, except accident and health	4,388,560	0	0	0	4,388,560
15. Totals	52,929,507	0	0	0	52,929,507
DETAILS OF WRITE-INS					
1301.					
1302.					
1303.					
1398. Summary of Line 13 from overflow page	0	0	0	0	0
1399. Totals (Lines 1301 thru 1303 plus 1398) (Line 13 above)	0	0	0	0	0

DIRECT DEATH BENEFITS AND MATURED ENDOWMENTS INCURRED	Ordinary		Credit Life (Group and Individual)		Group		Industrial		Total	
	1	2	3	4	5	6	7	8	9	10
	No.	Amount	No. of Ind.Pols. & Gr. Certifs.	Amount	No. of Certifs.	Amount	No.	Amount	No.	Amount
16. Unpaid December 31, prior year									0	0
17. Incurred during current year	31	3,010,781							31	3,010,781
Settled during current year:										
18.1 By payment in full	31	3,010,781							31	3,010,781
18.2 By payment on compromised claims									0	0
18.3 Totals paid	31	3,010,781	0	0	0	0	0	0	31	3,010,781
18.4 Reduction by compromise									0	0
18.5 Amount rejected									0	0
18.6 Total settlements	31	3,010,781	0	0	0	0	0	0	31	3,010,781
19. Unpaid Dec. 31, current year (16+17-18.6)	0	0	0	0	0	0	0	0	0	0
POLICY EXHIBIT						No. of Policies				
20. In force December 31, prior year	331	60,140,834	0 (a)	0	0	0	0	0	331	60,140,834
21. Issued during year									0	0
22. Other changes to in force (Net)	(16)	(1,455,319)							(16)	(1,455,319)
23. In force December 31 of current year	315	58,685,515	0 (a)	0	0	0	0	0	315	58,685,515

(a) Includes Individual Credit Life Insurance prior year \$, current year \$
Includes Group Credit Life Insurance Loans less than or equal to 60 months at issue, prior year \$, current year \$
Loans greater than 60 months at issue BUT NOT GREATER THAN 120 MONTHS, prior year \$, current year \$

ACCIDENT AND HEALTH INSURANCE

	1	2	3	4	5
	Direct Premiums	Direct Premiums Earned	Dividends Paid Or Credited On Direct Business	Direct Losses Paid	Direct Losses Incurred
24. Group Policies (b)					
24.1 Federal Employees Health Benefits Plan premium (b)					
24.2 Credit (Group and Individual)					
24.3 Collectively renewable policies (b)					
24.4 Medicare Title XVIII exempt from state taxes or fees Other Individual Policies:					
25.1 Non-cancelable (b)					
25.2 Guaranteed renewable (b)					
25.3 Non-renewable for stated reasons only (b)					
25.4 Other accident only					
25.5 All other (b)					
25.6 Totals (sum of Lines 25.1 to 25.5)	0	0	0	0	0
26. Totals (Lines 24 + 24.1 + 24.2 + 24.3 + 24.4 + 25.6)	0	0	0	0	0

(b) For health business on indicated lines report: Number of persons insured under PPO managed care products 0 and number of persons insured under indemnity only products 0 .



ANNUAL STATEMENT FOR THE YEAR 2017 OF THE Integrity Life Insurance Company

DIRECT BUSINESS IN THE STATE OF Colorado

DURING THE YEAR 2017

NAIC Group Code 0836

LIFE INSURANCE

NAIC Company Code 74780

DIRECT PREMIUMS AND ANNUITY CONSIDERATIONS	1 Ordinary	2 Credit Life (Group and Individual)	3 Group	4 Industrial	5 Total
1. Life insurance	7,859	0	0	0	7,859
2. Annuity considerations	11,812,494	0	0	0	11,812,494
3. Deposit-type contract funds	272,068	XXX	0	XXX	272,068
4. Other considerations					0
5. Totals (Sum of Lines 1 to 4)	12,092,421	0	0	0	12,092,421
DIRECT DIVIDENDS TO POLICYHOLDERS					
Life insurance:					
6.1 Paid in cash or left on deposit					0
6.2 Applied to pay renewal premiums					0
6.3 Applied to provide paid-up additions or shorten the endowment or premium-paying period					0
6.4 Other					0
6.5 Totals (Sum of Lines 6.1 to 6.4)	0	0	0	0	0
Annuities:					
7.1 Paid in cash or left on deposit					0
7.2 Applied to provide paid-up annuities					0
7.3 Other					0
7.4 Totals (Sum of Lines 7.1 to 7.3)	0	0	0	0	0
8. Grand Totals (Lines 6.5 plus 7.4)	0	0	0	0	0
DIRECT CLAIMS AND BENEFITS PAID					
9. Death benefits	1,173,969	0	0	0	1,173,969
10. Matured endowments					0
11. Annuity benefits	4,738,460	0	0	0	4,738,460
12. Surrender values and withdrawals for life contracts	6,481,811	0	0	0	6,481,811
13. Aggregate write-ins for miscellaneous direct claims and benefits paid	0	0	0	0	0
14. All other benefits, except accident and health	412,345	0	0	0	412,345
15. Totals	12,806,585	0	0	0	12,806,585
DETAILS OF WRITE-INS					
1301.					
1302.					
1303.					
1398. Summary of Line 13 from overflow page	0	0	0	0	0
1399. Totals (Lines 1301 thru 1303 plus 1398) (Line 13 above)	0	0	0	0	0

DIRECT DEATH BENEFITS AND MATURED ENDOWMENTS INCURRED	Ordinary		Credit Life (Group and Individual)		Group		Industrial		Total	
	1	2	3	4	5	6	7	8	9	10
	No.	Amount	No. of Ind.Pols. & Gr. Certifs.	Amount	No. of Certifs.	Amount	No.	Amount	No.	Amount
16. Unpaid December 31, prior year									0	0
17. Incurred during current year	17	1,173,969							17	1,173,969
Settled during current year:										
18.1 By payment in full	17	1,173,969							17	1,173,969
18.2 By payment on compromised claims									0	0
18.3 Totals paid	17	1,173,969	0	0	0	0	0	0	17	1,173,969
18.4 Reduction by compromise									0	0
18.5 Amount rejected									0	0
18.6 Total settlements	17	1,173,969	0	0	0	0	0	0	17	1,173,969
19. Unpaid Dec. 31, current year (16+17-18.6)	0	0	0	0	0	0	0	0	0	0
POLICY EXHIBIT						No. of Policies				
20. In force December 31, prior year	57	8,194,301	0 (a)	0	0	0	0	0	57	8,194,301
21. Issued during year									0	0
22. Other changes to in force (Net)	(6)	(1,137,086)							(6)	(1,137,086)
23. In force December 31 of current year	51	7,057,215	0 (a)	0	0	0	0	0	51	7,057,215

(a) Includes Individual Credit Life Insurance prior year \$, current year \$
Includes Group Credit Life Insurance Loans less than or equal to 60 months at issue, prior year \$, current year \$
Loans greater than 60 months at issue BUT NOT GREATER THAN 120 MONTHS, prior year \$, current year \$

ACCIDENT AND HEALTH INSURANCE

	1	2	3	4	5
	Direct Premiums	Direct Premiums Earned	Dividends Paid Or Credited On Direct Business	Direct Losses Paid	Direct Losses Incurred
24. Group Policies (b)					
24.1 Federal Employees Health Benefits Plan premium (b)					
24.2 Credit (Group and Individual)					
24.3 Collectively renewable policies (b)					
24.4 Medicare Title XVIII exempt from state taxes or fees Other Individual Policies:					
25.1 Non-cancelable (b)					
25.2 Guaranteed renewable (b)					
25.3 Non-renewable for stated reasons only (b)					
25.4 Other accident only					
25.5 All other (b)					
25.6 Totals (sum of Lines 25.1 to 25.5)	0	0	0	0	0
26. Totals (Lines 24 + 24.1 + 24.2 + 24.3 + 24.4 + 25.6)	0	0	0	0	0

(b) For health business on indicated lines report: Number of persons insured under PPO managed care products 0 and number of persons insured under indemnity only products 0 .



ANNUAL STATEMENT FOR THE YEAR 2017 OF THE Integrity Life Insurance Company

DIRECT BUSINESS IN THE STATE OF Connecticut

DURING THE YEAR 2017

NAIC Group Code 0836

LIFE INSURANCE

NAIC Company Code 74780

	1	2	3	4	5
DIRECT PREMIUMS AND ANNUITY CONSIDERATIONS	Ordinary	Credit Life (Group and Individual)	Group	Industrial	Total
1. Life insurance	103	0	0	0	103
2. Annuity considerations	26,230,458	0	0	0	26,230,458
3. Deposit-type contract funds	397,761	XXX	0	XXX	397,761
4. Other considerations					0
5. Totals (Sum of Lines 1 to 4)	26,628,322	0	0	0	26,628,322
DIRECT DIVIDENDS TO POLICYHOLDERS					
Life insurance:					
6.1 Paid in cash or left on deposit					0
6.2 Applied to pay renewal premiums					0
6.3 Applied to provide paid-up additions or shorten the endowment or premium-paying period					0
6.4 Other					0
6.5 Totals (Sum of Lines 6.1 to 6.4)	0	0	0	0	0
Annuities:					
7.1 Paid in cash or left on deposit					0
7.2 Applied to provide paid-up annuities					0
7.3 Other					0
7.4 Totals (Sum of Lines 7.1 to 7.3)	0	0	0	0	0
8. Grand Totals (Lines 6.5 plus 7.4)	0	0	0	0	0
DIRECT CLAIMS AND BENEFITS PAID					
9. Death benefits					0
10. Matured endowments					0
11. Annuity benefits	4,943,223	0	0	0	4,943,223
12. Surrender values and withdrawals for life contracts	7,512,317	0	0	0	7,512,317
13. Aggregate write-ins for miscellaneous direct claims and benefits paid	0	0	0	0	0
14. All other benefits, except accident and health	160,942	0	0	0	160,942
15. Totals	12,616,482	0	0	0	12,616,482
DETAILS OF WRITE-INS					
1301.					
1302.					
1303.					
1398. Summary of Line 13 from overflow page	0	0	0	0	0
1399. Totals (Lines 1301 thru 1303 plus 1398) (Line 13 above)	0	0	0	0	0

DIRECT DEATH BENEFITS AND MATURED ENDOWMENTS INCURRED	Ordinary		Credit Life (Group and Individual)		Group		Industrial		Total	
	1	2	3	4	5	6	7	8	9	10
	No.	Amount	No. of Ind.Pols. & Gr. Certifs.	Amount	No. of Certifs.	Amount	No.	Amount	No.	Amount
16. Unpaid December 31, prior year									0	0
17. Incurred during current year Settled during current year:									0	0
18.1 By payment in full									0	0
18.2 By payment on compromised claims									0	0
18.3 Totals paid	0	0	0	0	0	0	0	0	0	0
18.4 Reduction by compromise									0	0
18.5 Amount rejected									0	0
18.6 Total settlements	0	0	0	0	0	0	0	0	0	0
19. Unpaid Dec. 31, current year (16+17-18.6)	0	0	0	0	0	0	0	0	0	0
POLICY EXHIBIT					No. of Policies					
20. In force December 31, prior year	8	1,011,291	0 (a)	0	0	0	0	0	8	1,011,291
21. Issued during year									0	0
22. Other changes to in force (Net)	0	(77,035)							0	(77,035)
23. In force December 31 of current year	8	934,256	0 (a)	0	0	0	0	0	8	934,256

(a) Includes Individual Credit Life Insurance prior year \$, current year \$
Includes Group Credit Life Insurance Loans less than or equal to 60 months at issue, prior year \$, current year \$
Loans greater than 60 months at issue BUT NOT GREATER THAN 120 MONTHS, prior year \$, current year \$

ACCIDENT AND HEALTH INSURANCE

	1	2	3	4	5
	Direct Premiums	Direct Premiums Earned	Dividends Paid Or Credited On Direct Business	Direct Losses Paid	Direct Losses Incurred
24. Group Policies (b)					
24.1 Federal Employees Health Benefits Plan premium (b)					
24.2 Credit (Group and Individual)					
24.3 Collectively renewable policies (b)					
24.4 Medicare Title XVIII exempt from state taxes or fees Other Individual Policies:					
25.1 Non-cancelable (b)					
25.2 Guaranteed renewable (b)					
25.3 Non-renewable for stated reasons only (b)					
25.4 Other accident only					
25.5 All other (b)					
25.6 Totals (sum of Lines 25.1 to 25.5)	0	0	0	0	0
26. Totals (Lines 24 + 24.1 + 24.2 + 24.3 + 24.4 + 25.6)	0	0	0	0	0

(b) For health business on indicated lines report: Number of persons insured under PPO managed care products 0 and number of persons insured under indemnity only products 0 .



ANNUAL STATEMENT FOR THE YEAR 2017 OF THE Integrity Life Insurance Company

DIRECT BUSINESS IN THE STATE OF Delaware

DURING THE YEAR 2017

NAIC Group Code 0836

LIFE INSURANCE

NAIC Company Code 74780

	1	2	3	4	5
DIRECT PREMIUMS AND ANNUITY CONSIDERATIONS	Ordinary	Credit Life (Group and Individual)	Group	Industrial	Total
1. Life insurance	2,450	0	0	0	2,450
2. Annuity considerations	2,279,310	0	0	0	2,279,310
3. Deposit-type contract funds	261,757	XXX	0	XXX	261,757
4. Other considerations					0
5. Totals (Sum of Lines 1 to 4)	2,543,517	0	0	0	2,543,517
DIRECT DIVIDENDS TO POLICYHOLDERS					
Life insurance:					
6.1 Paid in cash or left on deposit					0
6.2 Applied to pay renewal premiums					0
6.3 Applied to provide paid-up additions or shorten the endowment or premium-paying period					0
6.4 Other					0
6.5 Totals (Sum of Lines 6.1 to 6.4)	0	0	0	0	0
Annuities:					
7.1 Paid in cash or left on deposit					0
7.2 Applied to provide paid-up annuities					0
7.3 Other					0
7.4 Totals (Sum of Lines 7.1 to 7.3)	0	0	0	0	0
8. Grand Totals (Lines 6.5 plus 7.4)	0	0	0	0	0
DIRECT CLAIMS AND BENEFITS PAID					
9. Death benefits					0
10. Matured endowments					0
11. Annuity benefits	598,141	0	0	0	598,141
12. Surrender values and withdrawals for life contracts	1,163,662	0	0	0	1,163,662
13. Aggregate write-ins for miscellaneous direct claims and benefits paid	0	0	0	0	0
14. All other benefits, except accident and health	28,464	0	0	0	28,464
15. Totals	1,790,267	0	0	0	1,790,267
DETAILS OF WRITE-INS					
1301.					
1302.					
1303.					
1398. Summary of Line 13 from overflow page	0	0	0	0	0
1399. Totals (Lines 1301 thru 1303 plus 1398) (Line 13 above)	0	0	0	0	0

DIRECT DEATH BENEFITS AND MATURED ENDOWMENTS INCURRED	Ordinary		Credit Life (Group and Individual)		Group		Industrial		Total	
	1	2	3	4	5	6	7	8	9	10
	No.	Amount	No. of Ind.Pols. & Gr. Certifs.	Amount	No. of Certifs.	Amount	No.	Amount	No.	Amount
16. Unpaid December 31, prior year									0	0
17. Incurred during current year Settled during current year:									0	0
18.1 By payment in full									0	0
18.2 By payment on compromised claims									0	0
18.3 Totals paid	0	0	0	0	0	0	0	0	0	0
18.4 Reduction by compromise									0	0
18.5 Amount rejected									0	0
18.6 Total settlements	0	0	0	0	0	0	0	0	0	0
19. Unpaid Dec. 31, current year (16+17-18.6)	0	0	0	0	0	0	0	0	0	0
POLICY EXHIBIT					No. of Policies					
20. In force December 31, prior year	7	994,781	0 (a)	0	0	0	0	0	7	994,781
21. Issued during year									0	0
22. Other changes to in force (Net)	0	(96,666)							0	(96,666)
23. In force December 31 of current year	7	898,115	0 (a)	0	0	0	0	0	7	898,115

(a) Includes Individual Credit Life Insurance prior year \$, current year \$
Includes Group Credit Life Insurance Loans less than or equal to 60 months at issue, prior year \$, current year \$
Loans greater than 60 months at issue BUT NOT GREATER THAN 120 MONTHS, prior year \$, current year \$

ACCIDENT AND HEALTH INSURANCE

	1	2	3	4	5
	Direct Premiums	Direct Premiums Earned	Dividends Paid Or Credited On Direct Business	Direct Losses Paid	Direct Losses Incurred
24. Group Policies (b)					
24.1 Federal Employees Health Benefits Plan premium (b)					
24.2 Credit (Group and Individual)					
24.3 Collectively renewable policies (b)					
24.4 Medicare Title XVIII exempt from state taxes or fees Other Individual Policies:					
25.1 Non-cancelable (b)					
25.2 Guaranteed renewable (b)					
25.3 Non-renewable for stated reasons only (b)					
25.4 Other accident only					
25.5 All other (b)					
25.6 Totals (sum of Lines 25.1 to 25.5)	0	0	0	0	0
26. Totals (Lines 24 + 24.1 + 24.2 + 24.3 + 24.4 + 25.6)	0	0	0	0	0

(b) For health business on indicated lines report: Number of persons insured under PPO managed care products 0 and number of persons insured under indemnity only products 0 .



ANNUAL STATEMENT FOR THE YEAR 2017 OF THE Integrity Life Insurance Company

DIRECT BUSINESS IN THE STATE OF District of Columbia

DURING THE YEAR 2017

NAIC Group Code 0836

LIFE INSURANCE

NAIC Company Code 74780

	1	2	3	4	5
DIRECT PREMIUMS AND ANNUITY CONSIDERATIONS	Ordinary	Credit Life (Group and Individual)	Group	Industrial	Total
1. Life insurance					0
2. Annuity considerations	433,429	0	0	0	433,429
3. Deposit-type contract funds		XXX		XXX	0
4. Other considerations					0
5. Totals (Sum of Lines 1 to 4)	433,429	0	0	0	433,429
DIRECT DIVIDENDS TO POLICYHOLDERS					
Life insurance:					
6.1 Paid in cash or left on deposit					0
6.2 Applied to pay renewal premiums					0
6.3 Applied to provide paid-up additions or shorten the endowment or premium-paying period					0
6.4 Other					0
6.5 Totals (Sum of Lines 6.1 to 6.4)	0	0	0	0	0
Annuities:					
7.1 Paid in cash or left on deposit					0
7.2 Applied to provide paid-up annuities					0
7.3 Other					0
7.4 Totals (Sum of Lines 7.1 to 7.3)	0	0	0	0	0
8. Grand Totals (Lines 6.5 plus 7.4)	0	0	0	0	0
DIRECT CLAIMS AND BENEFITS PAID					
9. Death benefits					0
10. Matured endowments					0
11. Annuity benefits	637,975	0	0	0	637,975
12. Surrender values and withdrawals for life contracts	284,366	0	0	0	284,366
13. Aggregate write-ins for miscellaneous direct claims and benefits paid	0	0	0	0	0
14. All other benefits, except accident and health	18,277	0	0	0	18,277
15. Totals	940,618	0	0	0	940,618
DETAILS OF WRITE-INS					
1301.					
1302.					
1303.					
1398. Summary of Line 13 from overflow page	0	0	0	0	0
1399. Totals (Lines 1301 thru 1303 plus 1398) (Line 13 above)	0	0	0	0	0

DIRECT DEATH BENEFITS AND MATURED ENDOWMENTS INCURRED	Ordinary		Credit Life (Group and Individual)		Group		Industrial		Total	
	1	2	3	4	5	6	7	8	9	10
	No.	Amount	No. of Ind.Pols. & Gr. Certifs.	Amount	No. of Certifs.	Amount	No.	Amount	No.	Amount
16. Unpaid December 31, prior year									0	0
17. Incurred during current year Settled during current year:									0	0
18.1 By payment in full									0	0
18.2 By payment on compromised claims									0	0
18.3 Totals paid	0	0	0	0	0	0	0	0	0	0
18.4 Reduction by compromise									0	0
18.5 Amount rejected									0	0
18.6 Total settlements	0	0	0	0	0	0	0	0	0	0
19. Unpaid Dec. 31, current year (16+17-18.6)	0	0	0	0	0	0	0	0	0	0
POLICY EXHIBIT						No. of Policies				
20. In force December 31, prior year			(a)						0	0
21. Issued during year									0	0
22. Other changes to in force (Net)	1	379,253							1	379,253
23. In force December 31 of current year	1	379,253	0	(a) 0	0	0	0	0	1	379,253

(a) Includes Individual Credit Life Insurance prior year \$ _____, current year \$ _____
Includes Group Credit Life Insurance Loans less than or equal to 60 months at issue, prior year \$ _____, current year \$ _____
Loans greater than 60 months at issue BUT NOT GREATER THAN 120 MONTHS, prior year \$ _____, current year \$ _____

ACCIDENT AND HEALTH INSURANCE

	1	2	3	4	5
	Direct Premiums	Direct Premiums Earned	Dividends Paid Or Credited On Direct Business	Direct Losses Paid	Direct Losses Incurred
24. Group Policies (b)					
24.1 Federal Employees Health Benefits Plan premium (b)					
24.2 Credit (Group and Individual)					
24.3 Collectively renewable policies (b)					
24.4 Medicare Title XVIII exempt from state taxes or fees Other Individual Policies:					
25.1 Non-cancelable (b)					
25.2 Guaranteed renewable (b)					
25.3 Non-renewable for stated reasons only (b)					
25.4 Other accident only					
25.5 All other (b)					
25.6 Totals (sum of Lines 25.1 to 25.5)	0	0	0	0	0
26. Totals (Lines 24 + 24.1 + 24.2 + 24.3 + 24.4 + 25.6)	0	0	0	0	0

(b) For health business on indicated lines report: Number of persons insured under PPO managed care products _____0 and number of persons
insured under indemnity only products _____0 .



ANNUAL STATEMENT FOR THE YEAR 2017 OF THE Integrity Life Insurance Company

DIRECT BUSINESS IN THE STATE OF Florida

DURING THE YEAR 2017

NAIC Group Code 0836

LIFE INSURANCE

NAIC Company Code 74780

	1	2	3	4	5
DIRECT PREMIUMS AND ANNUITY CONSIDERATIONS	Ordinary	Credit Life (Group and Individual)	Group	Industrial	Total
1. Life insurance	34,715	0	0	0	34,715
2. Annuity considerations	87,886,049	0	0	0	87,886,049
3. Deposit-type contract funds	2,151,635	XXX	0	XXX	2,151,635
4. Other considerations					0
5. Totals (Sum of Lines 1 to 4)	90,072,399	0	0	0	90,072,399
DIRECT DIVIDENDS TO POLICYHOLDERS					
Life insurance:					
6.1 Paid in cash or left on deposit					0
6.2 Applied to pay renewal premiums					0
6.3 Applied to provide paid-up additions or shorten the endowment or premium-paying period					0
6.4 Other					0
6.5 Totals (Sum of Lines 6.1 to 6.4)	0	0	0	0	0
Annuities:					
7.1 Paid in cash or left on deposit					0
7.2 Applied to provide paid-up annuities					0
7.3 Other					0
7.4 Totals (Sum of Lines 7.1 to 7.3)	0	0	0	0	0
8. Grand Totals (Lines 6.5 plus 7.4)	0	0	0	0	0
DIRECT CLAIMS AND BENEFITS PAID					
9. Death benefits	2,098,566	0	0	0	2,098,566
10. Matured endowments					0
11. Annuity benefits	25,377,358	0	0	0	25,377,358
12. Surrender values and withdrawals for life contracts	29,347,548	0	0	0	29,347,548
13. Aggregate write-ins for miscellaneous direct claims and benefits paid	0	0	0	0	0
14. All other benefits, except accident and health	1,189,437	0	0	0	1,189,437
15. Totals	58,012,909	0	0	0	58,012,909
DETAILS OF WRITE-INS					
1301.					
1302.					
1303.					
1398. Summary of Line 13 from overflow page	0	0	0	0	0
1399. Totals (Lines 1301 thru 1303 plus 1398) (Line 13 above)	0	0	0	0	0

DIRECT DEATH BENEFITS AND MATURED ENDOWMENTS INCURRED	Ordinary		Credit Life (Group and Individual)		Group		Industrial		Total	
	1	2	3	4	5	6	7	8	9	10
	No.	Amount	No. of Ind.Pols. & Gr. Certifs.	Amount	No. of Certifs.	Amount	No.	Amount	No.	Amount
16. Unpaid December 31, prior year									0	0
17. Incurred during current year	12	2,098,566							12	2,098,566
Settled during current year:										
18.1 By payment in full	12	2,098,566							12	2,098,566
18.2 By payment on compromised claims									0	0
18.3 Totals paid	12	2,098,566	0	0	0	0	0	0	12	2,098,566
18.4 Reduction by compromise									0	0
18.5 Amount rejected									0	0
18.6 Total settlements	12	2,098,566	0	0	0	0	0	0	12	2,098,566
19. Unpaid Dec. 31, current year (16+17-18.6)	0	0	0	0	0	0	0	0	0	0
POLICY EXHIBIT						No. of Policies				
20. In force December 31, prior year	123	24,222,100	0 (a)	0	0	0	0	0	123	24,222,100
21. Issued during year									0	0
22. Other changes to in force (Net)	1	(1,483,830)							1	(1,483,830)
23. In force December 31 of current year	124	22,738,270	0 (a)	0	0	0	0	0	124	22,738,270

(a) Includes Individual Credit Life Insurance prior year \$, current year \$
Includes Group Credit Life Insurance Loans less than or equal to 60 months at issue, prior year \$, current year \$
Loans greater than 60 months at issue BUT NOT GREATER THAN 120 MONTHS, prior year \$, current year \$

ACCIDENT AND HEALTH INSURANCE

	1	2	3	4	5
	Direct Premiums	Direct Premiums Earned	Dividends Paid Or Credited On Direct Business	Direct Losses Paid	Direct Losses Incurred
24. Group Policies (b)					
24.1 Federal Employees Health Benefits Plan premium (b)					
24.2 Credit (Group and Individual)					
24.3 Collectively renewable policies (b)					
24.4 Medicare Title XVIII exempt from state taxes or fees Other Individual Policies:					
25.1 Non-cancelable (b)					
25.2 Guaranteed renewable (b)					
25.3 Non-renewable for stated reasons only (b)					
25.4 Other accident only					
25.5 All other (b)					
25.6 Totals (sum of Lines 25.1 to 25.5)	0	0	0	0	0
26. Totals (Lines 24 + 24.1 + 24.2 + 24.3 + 24.4 + 25.6)	0	0	0	0	0

(b) For health business on indicated lines report: Number of persons insured under PPO managed care products 0 and number of persons
insured under indemnity only products 0 .



ANNUAL STATEMENT FOR THE YEAR 2017 OF THE Integrity Life Insurance Company

DIRECT BUSINESS IN THE STATE OF Georgia

DURING THE YEAR 2017

NAIC Group Code 0836

NAIC Company Code 74780

LIFE INSURANCE

	1	2	3	4	5
DIRECT PREMIUMS AND ANNUITY CONSIDERATIONS	Ordinary	Credit Life (Group and Individual)	Group	Industrial	Total
1. Life insurance	(20,268)	0	0	0	(20,268)
2. Annuity considerations	13,541,534	0	0	0	13,541,534
3. Deposit-type contract funds	165,904	XXX	0	XXX	165,904
4. Other considerations					0
5. Totals (Sum of Lines 1 to 4)	13,687,170	0	0	0	13,687,170
DIRECT DIVIDENDS TO POLICYHOLDERS					
Life insurance:					
6.1 Paid in cash or left on deposit					0
6.2 Applied to pay renewal premiums					0
6.3 Applied to provide paid-up additions or shorten the endowment or premium-paying period					0
6.4 Other					0
6.5 Totals (Sum of Lines 6.1 to 6.4)	0	0	0	0	0
Annuities:					
7.1 Paid in cash or left on deposit					0
7.2 Applied to provide paid-up annuities					0
7.3 Other					0
7.4 Totals (Sum of Lines 7.1 to 7.3)	0	0	0	0	0
8. Grand Totals (Lines 6.5 plus 7.4)	0	0	0	0	0
DIRECT CLAIMS AND BENEFITS PAID					
9. Death benefits	1,604,315	0	0	0	1,604,315
10. Matured endowments					0
11. Annuity benefits	6,397,229	0	0	0	6,397,229
12. Surrender values and withdrawals for life contracts	4,395,370	0	0	0	4,395,370
13. Aggregate write-ins for miscellaneous direct claims and benefits paid	0	0	0	0	0
14. All other benefits, except accident and health	294,983	0	0	0	294,983
15. Totals	12,691,897	0	0	0	12,691,897
DETAILS OF WRITE-INS					
1301.					
1302.					
1303.					
1398. Summary of Line 13 from overflow page	0	0	0	0	0
1399. Totals (Lines 1301 thru 1303 plus 1398) (Line 13 above)	0	0	0	0	0

DIRECT DEATH BENEFITS AND MATURED ENDOWMENTS INCURRED	Ordinary		Credit Life (Group and Individual)		Group		Industrial		Total	
	1	2	3	4	5	6	7	8	9	10
	No.	Amount	No. of Ind.Pols. & Gr. Certifs.	Amount	No. of Certifs.	Amount	No.	Amount	No.	Amount
16. Unpaid December 31, prior year									0	0
17. Incurred during current year	7	1,604,315							7	1,604,315
Settled during current year:										
18.1 By payment in full	7	1,604,315							7	1,604,315
18.2 By payment on compromised claims									0	0
18.3 Totals paid	7	1,604,315	0	0	0	0	0	0	7	1,604,315
18.4 Reduction by compromise									0	0
18.5 Amount rejected									0	0
18.6 Total settlements	7	1,604,315	0	0	0	0	0	0	7	1,604,315
19. Unpaid Dec. 31, current year (16+17-18.6)	0	0	0	0	0	0	0	0	0	0
POLICY EXHIBIT						No. of Policies				
20. In force December 31, prior year	64	14,874,178	0 (a)	0	0	0	0	0	64	14,874,178
21. Issued during year									0	0
22. Other changes to in force (Net)	(8)	(1,481,993)							(8)	(1,481,993)
23. In force December 31 of current year	56	13,392,185	0 (a)	0	0	0	0	0	56	13,392,185

(a) Includes Individual Credit Life Insurance prior year \$, current year \$

Includes Group Credit Life Insurance Loans less than or equal to 60 months at issue, prior year \$, current year \$

Loans greater than 60 months at issue BUT NOT GREATER THAN 120 MONTHS, prior year \$, current year \$

ACCIDENT AND HEALTH INSURANCE

	1	2	3	4	5
	Direct Premiums	Direct Premiums Earned	Dividends Paid Or Credited On Direct Business	Direct Losses Paid	Direct Losses Incurred
24. Group Policies (b)					
24.1 Federal Employees Health Benefits Plan premium (b)					
24.2 Credit (Group and Individual)					
24.3 Collectively renewable policies (b)					
24.4 Medicare Title XVIII exempt from state taxes or fees Other Individual Policies:					
25.1 Non-cancelable (b)					
25.2 Guaranteed renewable (b)					
25.3 Non-renewable for stated reasons only (b)					
25.4 Other accident only					
25.5 All other (b)					
25.6 Totals (sum of Lines 25.1 to 25.5)	0	0	0	0	0
26. Totals (Lines 24 + 24.1 + 24.2 + 24.3 + 24.4 + 25.6)	0	0	0	0	0

(b) For health business on indicated lines report: Number of persons insured under PPO managed care products 0 and number of persons
insured under indemnity only products 0 .



ANNUAL STATEMENT FOR THE YEAR 2017 OF THE Integrity Life Insurance Company

DIRECT BUSINESS IN THE STATE OF Hawaii

DURING THE YEAR 2017

NAIC Group Code 0836

LIFE INSURANCE

NAIC Company Code 74780

DIRECT PREMIUMS AND ANNUITY CONSIDERATIONS	1 Ordinary	2 Credit Life (Group and Individual)	3 Group	4 Industrial	5 Total
1. Life insurance					0
2. Annuity considerations	24,842,527	0	0	0	24,842,527
3. Deposit-type contract funds	1,471,843	XXX	0	XXX	1,471,843
4. Other considerations					0
5. Totals (Sum of Lines 1 to 4)	26,314,370	0	0	0	26,314,370
DIRECT DIVIDENDS TO POLICYHOLDERS					
Life insurance:					
6.1 Paid in cash or left on deposit					0
6.2 Applied to pay renewal premiums					0
6.3 Applied to provide paid-up additions or shorten the endowment or premium-paying period					0
6.4 Other					0
6.5 Totals (Sum of Lines 6.1 to 6.4)	0	0	0	0	0
Annuities:					
7.1 Paid in cash or left on deposit					0
7.2 Applied to provide paid-up annuities					0
7.3 Other					0
7.4 Totals (Sum of Lines 7.1 to 7.3)	0	0	0	0	0
8. Grand Totals (Lines 6.5 plus 7.4)	0	0	0	0	0
DIRECT CLAIMS AND BENEFITS PAID					
9. Death benefits					0
10. Matured endowments					0
11. Annuity benefits	3,506,598	0	0	0	3,506,598
12. Surrender values and withdrawals for life contracts	5,863,599	0	0	0	5,863,599
13. Aggregate write-ins for miscellaneous direct claims and benefits paid	0	0	0	0	0
14. All other benefits, except accident and health	877,878	0	0	0	877,878
15. Totals	10,248,075	0	0	0	10,248,075
DETAILS OF WRITE-INS					
1301.					
1302.					
1303.					
1398. Summary of Line 13 from overflow page	0	0	0	0	0
1399. Totals (Lines 1301 thru 1303 plus 1398) (Line 13 above)	0	0	0	0	0

DIRECT DEATH BENEFITS AND MATURED ENDOWMENTS INCURRED	Ordinary		Credit Life (Group and Individual)		Group		Industrial		Total	
	1	2	3	4	5	6	7	8	9	10
	No.	Amount	No. of Ind.Pols. & Gr. Certifs.	Amount	No. of Certifs.	Amount	No.	Amount	No.	Amount
16. Unpaid December 31, prior year									0	0
17. Incurred during current year Settled during current year:									0	0
18.1 By payment in full									0	0
18.2 By payment on compromised claims									0	0
18.3 Totals paid	0	0	0	0	0	0	0	0	0	0
18.4 Reduction by compromise									0	0
18.5 Amount rejected									0	0
18.6 Total settlements	0	0	0	0	0	0	0	0	0	0
19. Unpaid Dec. 31, current year (16+17-18.6)	0	0	0	0	0	0	0	0	0	0
POLICY EXHIBIT					No. of Policies					
20. In force December 31, prior year	2	684,692	0 (a)	0	0	0	0	0	2	684,692
21. Issued during year									0	0
22. Other changes to in force (Net)									0	0
23. In force December 31 of current year	2	684,692	0 (a)	0	0	0	0	0	2	684,692

(a) Includes Individual Credit Life Insurance prior year \$, current year \$
Includes Group Credit Life Insurance Loans less than or equal to 60 months at issue, prior year \$, current year \$
Loans greater than 60 months at issue BUT NOT GREATER THAN 120 MONTHS, prior year \$, current year \$

ACCIDENT AND HEALTH INSURANCE

	1	2	3	4	5
	Direct Premiums	Direct Premiums Earned	Dividends Paid Or Credited On Direct Business	Direct Losses Paid	Direct Losses Incurred
24. Group Policies (b)					
24.1 Federal Employees Health Benefits Plan premium (b)					
24.2 Credit (Group and Individual)					
24.3 Collectively renewable policies (b)					
24.4 Medicare Title XVIII exempt from state taxes or fees Other Individual Policies:					
25.1 Non-cancelable (b)					
25.2 Guaranteed renewable (b)					
25.3 Non-renewable for stated reasons only (b)					
25.4 Other accident only					
25.5 All other (b)					
25.6 Totals (sum of Lines 25.1 to 25.5)	0	0	0	0	0
26. Totals (Lines 24 + 24.1 + 24.2 + 24.3 + 24.4 + 25.6)	0	0	0	0	0

(b) For health business on indicated lines report: Number of persons insured under PPO managed care products 0 and number of persons insured under indemnity only products 0 .



ANNUAL STATEMENT FOR THE YEAR 2017 OF THE Integrity Life Insurance Company

DIRECT BUSINESS IN THE STATE OF Idaho

DURING THE YEAR 2017

NAIC Group Code 0836

LIFE INSURANCE

NAIC Company Code 74780

	1	2	3	4	5
DIRECT PREMIUMS AND ANNUITY CONSIDERATIONS	Ordinary	Credit Life (Group and Individual)	Group	Industrial	Total
1. Life insurance	157	0	0	0	157
2. Annuity considerations	4,574,820	0	0	0	4,574,820
3. Deposit-type contract funds		XXX		XXX	0
4. Other considerations					0
5. Totals (Sum of Lines 1 to 4)	4,574,977	0	0	0	4,574,977
DIRECT DIVIDENDS TO POLICYHOLDERS					
Life insurance:					
6.1 Paid in cash or left on deposit					0
6.2 Applied to pay renewal premiums					0
6.3 Applied to provide paid-up additions or shorten the endowment or premium-paying period					0
6.4 Other					0
6.5 Totals (Sum of Lines 6.1 to 6.4)	0	0	0	0	0
Annuities:					
7.1 Paid in cash or left on deposit					0
7.2 Applied to provide paid-up annuities					0
7.3 Other					0
7.4 Totals (Sum of Lines 7.1 to 7.3)	0	0	0	0	0
8. Grand Totals (Lines 6.5 plus 7.4)	0	0	0	0	0
DIRECT CLAIMS AND BENEFITS PAID					
9. Death benefits					0
10. Matured endowments					0
11. Annuity benefits	913,527	0	0	0	913,527
12. Surrender values and withdrawals for life contracts	1,175,079	0	0	0	1,175,079
13. Aggregate write-ins for miscellaneous direct claims and benefits paid	0	0	0	0	0
14. All other benefits, except accident and health	88,382	0	0	0	88,382
15. Totals	2,176,988	0	0	0	2,176,988
DETAILS OF WRITE-INS					
1301.					
1302.					
1303.					
1398. Summary of Line 13 from overflow page	0	0	0	0	0
1399. Totals (Lines 1301 thru 1303 plus 1398) (Line 13 above)	0	0	0	0	0

DIRECT DEATH BENEFITS AND MATURED ENDOWMENTS INCURRED	Ordinary		Credit Life (Group and Individual)		Group		Industrial		Total	
	1	2	3	4	5	6	7	8	9	10
	No.	Amount	No. of Ind.Pols. & Gr. Certifs.	Amount	No. of Certifs.	Amount	No.	Amount	No.	Amount
16. Unpaid December 31, prior year									0	0
17. Incurred during current year Settled during current year:									0	0
18.1 By payment in full									0	0
18.2 By payment on compromised claims									0	0
18.3 Totals paid	0	0	0	0	0	0	0	0	0	0
18.4 Reduction by compromise									0	0
18.5 Amount rejected									0	0
18.6 Total settlements	0	0	0	0	0	0	0	0	0	0
19. Unpaid Dec. 31, current year (16+17-18.6)	0	0	0	0	0	0	0	0	0	0
POLICY EXHIBIT					No. of Policies					
20. In force December 31, prior year	7	1,353,722	0 (a)	0	0	0	0	0	7	1,353,722
21. Issued during year									0	0
22. Other changes to in force (Net)	0	68,865							0	68,865
23. In force December 31 of current year	7	1,422,587	0 (a)	0	0	0	0	0	7	1,422,587

(a) Includes Individual Credit Life Insurance prior year \$, current year \$
Includes Group Credit Life Insurance Loans less than or equal to 60 months at issue, prior year \$, current year \$
Loans greater than 60 months at issue BUT NOT GREATER THAN 120 MONTHS, prior year \$, current year \$

ACCIDENT AND HEALTH INSURANCE

	1	2	3	4	5
	Direct Premiums	Direct Premiums Earned	Dividends Paid Or Credited On Direct Business	Direct Losses Paid	Direct Losses Incurred
24. Group Policies (b)					
24.1 Federal Employees Health Benefits Plan premium (b)					
24.2 Credit (Group and Individual)					
24.3 Collectively renewable policies (b)					
24.4 Medicare Title XVIII exempt from state taxes or fees Other Individual Policies:					
25.1 Non-cancelable (b)					
25.2 Guaranteed renewable (b)					
25.3 Non-renewable for stated reasons only (b)					
25.4 Other accident only					
25.5 All other (b)					
25.6 Totals (sum of Lines 25.1 to 25.5)					
26. Totals (Lines 24 + 24.1 + 24.2 + 24.3 + 24.4 + 25.6)					

NONE

(b) For health business on indicated lines report: Number of persons insured under PPO managed care products and number of persons insured under indemnity only products



ANNUAL STATEMENT FOR THE YEAR 2017 OF THE Integrity Life Insurance Company

DIRECT BUSINESS IN THE STATE OF Illinois

DURING THE YEAR 2017

NAIC Group Code 0836

LIFE INSURANCE

NAIC Company Code 74780

	1	2	3	4	5
DIRECT PREMIUMS AND ANNUITY CONSIDERATIONS	Ordinary	Credit Life (Group and Individual)	Group	Industrial	Total
1. Life insurance	37,658	0	0	0	37,658
2. Annuity considerations	31,297,710	0	0	0	31,297,710
3. Deposit-type contract funds	1,485,049	XXX	0	XXX	1,485,049
4. Other considerations					0
5. Totals (Sum of Lines 1 to 4)	32,820,417	0	0	0	32,820,417
DIRECT DIVIDENDS TO POLICYHOLDERS					
Life insurance:					
6.1 Paid in cash or left on deposit					0
6.2 Applied to pay renewal premiums					0
6.3 Applied to provide paid-up additions or shorten the endowment or premium-paying period					0
6.4 Other					0
6.5 Totals (Sum of Lines 6.1 to 6.4)	0	0	0	0	0
Annuities:					
7.1 Paid in cash or left on deposit					0
7.2 Applied to provide paid-up annuities					0
7.3 Other					0
7.4 Totals (Sum of Lines 7.1 to 7.3)	0	0	0	0	0
8. Grand Totals (Lines 6.5 plus 7.4)	0	0	0	0	0
DIRECT CLAIMS AND BENEFITS PAID					
9. Death benefits	288,294	0	0	0	288,294
10. Matured endowments					0
11. Annuity benefits	9,661,090	0	0	0	9,661,090
12. Surrender values and withdrawals for life contracts	16,482,192	0	0	0	16,482,192
13. Aggregate write-ins for miscellaneous direct claims and benefits paid	0	0	0	0	0
14. All other benefits, except accident and health	430,051	0	0	0	430,051
15. Totals	26,861,627	0	0	0	26,861,627
DETAILS OF WRITE-INS					
1301.					
1302.					
1303.					
1398. Summary of Line 13 from overflow page	0	0	0	0	0
1399. Totals (Lines 1301 thru 1303 plus 1398) (Line 13 above)	0	0	0	0	0

DIRECT DEATH BENEFITS AND MATURED ENDOWMENTS INCURRED	Ordinary		Credit Life (Group and Individual)		Group		Industrial		Total	
	1	2	3	4	5	6	7	8	9	10
	No.	Amount	No. of Ind.Pols. & Gr. Certifs.	Amount	No. of Certifs.	Amount	No.	Amount	No.	Amount
16. Unpaid December 31, prior year									0	0
17. Incurred during current year	5	288,294							5	288,294
Settled during current year:										
18.1 By payment in full	5	288,294							5	288,294
18.2 By payment on compromised claims									0	0
18.3 Totals paid	5	288,294	0	0	0	0	0	0	5	288,294
18.4 Reduction by compromise									0	0
18.5 Amount rejected									0	0
18.6 Total settlements	5	288,294	0	0	0	0	0	0	5	288,294
19. Unpaid Dec. 31, current year (16+17-18.6)	0	0	0	0	0	0	0	0	0	0
POLICY EXHIBIT						No. of Policies				
20. In force December 31, prior year	272	16,346,694	0 (a)	0	0	0	0	0	272	16,346,694
21. Issued during year									0	0
22. Other changes to in force (Net)	(22)	(814,409)							(22)	(814,409)
23. In force December 31 of current year	250	15,532,285	0 (a)	0	0	0	0	0	250	15,532,285

(a) Includes Individual Credit Life Insurance prior year \$ _____, current year \$ _____
Includes Group Credit Life Insurance Loans less than or equal to 60 months at issue, prior year \$ _____, current year \$ _____
Loans greater than 60 months at issue BUT NOT GREATER THAN 120 MONTHS, prior year \$ _____, current year \$ _____

ACCIDENT AND HEALTH INSURANCE

	1	2	3	4	5
	Direct Premiums	Direct Premiums Earned	Dividends Paid Or Credited On Direct Business	Direct Losses Paid	Direct Losses Incurred
24. Group Policies (b)					
24.1 Federal Employees Health Benefits Plan premium (b)					
24.2 Credit (Group and Individual)					
24.3 Collectively renewable policies (b)					
24.4 Medicare Title XVIII exempt from state taxes or fees Other Individual Policies:					
25.1 Non-cancelable (b)					
25.2 Guaranteed renewable (b)					
25.3 Non-renewable for stated reasons only (b)					
25.4 Other accident only					
25.5 All other (b)					
25.6 Totals (sum of Lines 25.1 to 25.5)	0	0	0	0	0
26. Totals (Lines 24 + 24.1 + 24.2 + 24.3 + 24.4 + 25.6)	0	0	0	0	0

(b) For health business on indicated lines report: Number of persons insured under PPO managed care products0 and number of persons insured under indemnity only products0 .



ANNUAL STATEMENT FOR THE YEAR 2017 OF THE Integrity Life Insurance Company

DIRECT BUSINESS IN THE STATE OF Indiana

DURING THE YEAR 2017

NAIC Group Code 0836

LIFE INSURANCE

NAIC Company Code 74780

	1	2	3	4	5
DIRECT PREMIUMS AND ANNUITY CONSIDERATIONS	Ordinary	Credit Life (Group and Individual)	Group	Industrial	Total
1. Life insurance	6,454	0	0	0	6,454
2. Annuity considerations	24,763,193	0	0	0	24,763,193
3. Deposit-type contract funds	350,152	XXX	0	XXX	350,152
4. Other considerations					0
5. Totals (Sum of Lines 1 to 4)	25,119,799	0	0	0	25,119,799
DIRECT DIVIDENDS TO POLICYHOLDERS					
Life insurance:					
6.1 Paid in cash or left on deposit					0
6.2 Applied to pay renewal premiums					0
6.3 Applied to provide paid-up additions or shorten the endowment or premium-paying period					0
6.4 Other					0
6.5 Totals (Sum of Lines 6.1 to 6.4)	0	0	0	0	0
Annuities:					
7.1 Paid in cash or left on deposit					0
7.2 Applied to provide paid-up annuities					0
7.3 Other					0
7.4 Totals (Sum of Lines 7.1 to 7.3)	0	0	0	0	0
8. Grand Totals (Lines 6.5 plus 7.4)	0	0	0	0	0
DIRECT CLAIMS AND BENEFITS PAID					
9. Death benefits	35,769	0	0	0	35,769
10. Matured endowments					0
11. Annuity benefits	5,518,399	0	0	0	5,518,399
12. Surrender values and withdrawals for life contracts	9,240,673	0	0	0	9,240,673
13. Aggregate write-ins for miscellaneous direct claims and benefits paid	0	0	0	0	0
14. All other benefits, except accident and health	189,074	0	0	0	189,074
15. Totals	14,983,915	0	0	0	14,983,915
DETAILS OF WRITE-INS					
1301.					
1302.					
1303.					
1398. Summary of Line 13 from overflow page	0	0	0	0	0
1399. Totals (Lines 1301 thru 1303 plus 1398) (Line 13 above)	0	0	0	0	0

DIRECT DEATH BENEFITS AND MATURED ENDOWMENTS INCURRED	Ordinary		Credit Life (Group and Individual)		Group		Industrial		Total	
	1	2	3	4	5	6	7	8	9	10
	No.	Amount	No. of Ind.Pols. & Gr. Certifs.	Amount	No. of Certifs.	Amount	No.	Amount	No.	Amount
16. Unpaid December 31, prior year									0	0
17. Incurred during current year Settled during current year:	3	35,769							3	35,769
18.1 By payment in full	3	35,769							3	35,769
18.2 By payment on compromised claims									0	0
18.3 Totals paid	3	35,769	0	0	0	0	0	0	3	35,769
18.4 Reduction by compromise									0	0
18.5 Amount rejected									0	0
18.6 Total settlements	3	35,769	0	0	0	0	0	0	3	35,769
19. Unpaid Dec. 31, current year (16+17-18.6)	0	0	0	0	0	0	0	0	0	0
POLICY EXHIBIT						No. of Policies				
20. In force December 31, prior year	25	3,696,554	0 (a)	0	0	0	0	0	25	3,696,554
21. Issued during year									0	0
22. Other changes to in force (Net)	(2)	2,268							(2)	2,268
23. In force December 31 of current year	23	3,698,822	0 (a)	0	0	0	0	0	23	3,698,822

(a) Includes Individual Credit Life Insurance prior year \$, current year \$
Includes Group Credit Life Insurance Loans less than or equal to 60 months at issue, prior year \$, current year \$
Loans greater than 60 months at issue BUT NOT GREATER THAN 120 MONTHS, prior year \$, current year \$

ACCIDENT AND HEALTH INSURANCE

	1	2	3	4	5
	Direct Premiums	Direct Premiums Earned	Dividends Paid Or Credited On Direct Business	Direct Losses Paid	Direct Losses Incurred
24. Group Policies (b)					
24.1 Federal Employees Health Benefits Plan premium (b)					
24.2 Credit (Group and Individual)					
24.3 Collectively renewable policies (b)					
24.4 Medicare Title XVIII exempt from state taxes or fees Other Individual Policies:					
25.1 Non-cancelable (b)					
25.2 Guaranteed renewable (b)					
25.3 Non-renewable for stated reasons only (b)					
25.4 Other accident only					
25.5 All other (b)					
25.6 Totals (sum of Lines 25.1 to 25.5)					
26. Totals (Lines 24 + 24.1 + 24.2 + 24.3 + 24.4 + 25.6)					

NONE

(b) For health business on indicated lines report: Number of persons insured under PPO managed care products and number of persons insured under indemnity only products



ANNUAL STATEMENT FOR THE YEAR 2017 OF THE Integrity Life Insurance Company

DIRECT BUSINESS IN THE STATE OF Iowa

DURING THE YEAR 2017

NAIC Group Code 0836

LIFE INSURANCE

NAIC Company Code 74780

	1	2	3	4	5
DIRECT PREMIUMS AND ANNUITY CONSIDERATIONS	Ordinary	Credit Life (Group and Individual)	Group	Industrial	Total
1. Life insurance	41,383	0	0	0	41,383
2. Annuity considerations	3,072,540	0	0	0	3,072,540
3. Deposit-type contract funds	359,063	XXX	0	XXX	359,063
4. Other considerations					0
5. Totals (Sum of Lines 1 to 4)	3,472,986	0	0	0	3,472,986
DIRECT DIVIDENDS TO POLICYHOLDERS					
Life insurance:					
6.1 Paid in cash or left on deposit					0
6.2 Applied to pay renewal premiums					0
6.3 Applied to provide paid-up additions or shorten the endowment or premium-paying period					0
6.4 Other					0
6.5 Totals (Sum of Lines 6.1 to 6.4)	0	0	0	0	0
Annuities:					
7.1 Paid in cash or left on deposit					0
7.2 Applied to provide paid-up annuities					0
7.3 Other					0
7.4 Totals (Sum of Lines 7.1 to 7.3)	0	0	0	0	0
8. Grand Totals (Lines 6.5 plus 7.4)	0	0	0	0	0
DIRECT CLAIMS AND BENEFITS PAID					
9. Death benefits	96,405	0	0	0	96,405
10. Matured endowments					0
11. Annuity benefits	2,791,876	0	0	0	2,791,876
12. Surrender values and withdrawals for life contracts	4,159,592	0	0	0	4,159,592
13. Aggregate write-ins for miscellaneous direct claims and benefits paid	0	0	0	0	0
14. All other benefits, except accident and health	543,682	0	0	0	543,682
15. Totals	7,591,555	0	0	0	7,591,555
DETAILS OF WRITE-INS					
1301.					
1302.					
1303.					
1398. Summary of Line 13 from overflow page	0	0	0	0	0
1399. Totals (Lines 1301 thru 1303 plus 1398) (Line 13 above)	0	0	0	0	0

DIRECT DEATH BENEFITS AND MATURED ENDOWMENTS INCURRED	Ordinary		Credit Life (Group and Individual)		Group		Industrial		Total	
	1	2	3	4	5	6	7	8	9	10
	No.	Amount	No. of Ind.Pols. & Gr. Certifs.	Amount	No. of Certifs.	Amount	No.	Amount	No.	Amount
16. Unpaid December 31, prior year									0	0
17. Incurred during current year	3	96,405							3	96,405
Settled during current year:										
18.1 By payment in full	3	96,405							3	96,405
18.2 By payment on compromised claims									0	0
18.3 Totals paid	3	96,405	0	0	0	0	0	0	3	96,405
18.4 Reduction by compromise									0	0
18.5 Amount rejected									0	0
18.6 Total settlements	3	96,405	0	0	0	0	0	0	3	96,405
19. Unpaid Dec. 31, current year (16+17-18.6)	0	0	0	0	0	0	0	0	0	0
POLICY EXHIBIT						No. of Policies				
20. In force December 31, prior year	873	21,737,087	0 (a)	0	0	0	0	0	873	21,737,087
21. Issued during year									0	0
22. Other changes to in force (Net)	(29)	(862,248)							(29)	(862,248)
23. In force December 31 of current year	844	20,874,839	0 (a)	0	0	0	0	0	844	20,874,839

(a) Includes Individual Credit Life Insurance prior year \$, current year \$
Includes Group Credit Life Insurance Loans less than or equal to 60 months at issue, prior year \$, current year \$
Loans greater than 60 months at issue BUT NOT GREATER THAN 120 MONTHS, prior year \$, current year \$

ACCIDENT AND HEALTH INSURANCE

	1	2	3	4	5
	Direct Premiums	Direct Premiums Earned	Dividends Paid Or Credited On Direct Business	Direct Losses Paid	Direct Losses Incurred
24. Group Policies (b)					
24.1 Federal Employees Health Benefits Plan premium (b)					
24.2 Credit (Group and Individual)					
24.3 Collectively renewable policies (b)					
24.4 Medicare Title XVIII exempt from state taxes or fees					
Other Individual Policies:					
25.1 Non-cancelable (b)					
25.2 Guaranteed renewable (b)					
25.3 Non-renewable for stated reasons only (b)					
25.4 Other accident only					
25.5 All other (b)					
25.6 Totals (sum of Lines 25.1 to 25.5)					
26. Totals (Lines 24 + 24.1 + 24.2 + 24.3 + 24.4 + 25.6)					

NONE

(b) For health business on indicated lines report: Number of persons insured under PPO managed care products and number of persons insured under indemnity only products



ANNUAL STATEMENT FOR THE YEAR 2017 OF THE Integrity Life Insurance Company

DIRECT BUSINESS IN THE STATE OF Kansas

DURING THE YEAR 2017

NAIC Group Code 0836

LIFE INSURANCE

NAIC Company Code 74780

DIRECT PREMIUMS AND ANNUITY CONSIDERATIONS	1 Ordinary	2 Credit Life (Group and Individual)	3 Group	4 Industrial	5 Total
1. Life insurance	13,012	0	0	0	13,012
2. Annuity considerations	5,282,992	0	0	0	5,282,992
3. Deposit-type contract funds		XXX		XXX	0
4. Other considerations					0
5. Totals (Sum of Lines 1 to 4)	5,296,004	0	0	0	5,296,004
DIRECT DIVIDENDS TO POLICYHOLDERS					
Life insurance:					
6.1 Paid in cash or left on deposit					0
6.2 Applied to pay renewal premiums					0
6.3 Applied to provide paid-up additions or shorten the endowment or premium-paying period					0
6.4 Other					0
6.5 Totals (Sum of Lines 6.1 to 6.4)	0	0	0	0	0
Annuities:					
7.1 Paid in cash or left on deposit					0
7.2 Applied to provide paid-up annuities					0
7.3 Other					0
7.4 Totals (Sum of Lines 7.1 to 7.3)	0	0	0	0	0
8. Grand Totals (Lines 6.5 plus 7.4)	0	0	0	0	0
DIRECT CLAIMS AND BENEFITS PAID					
9. Death benefits	290,853	0	0	0	290,853
10. Matured endowments					0
11. Annuity benefits	1,599,420	0	0	0	1,599,420
12. Surrender values and withdrawals for life contracts	1,335,430	0	0	0	1,335,430
13. Aggregate write-ins for miscellaneous direct claims and benefits paid	0	0	0	0	0
14. All other benefits, except accident and health	88,724	0	0	0	88,724
15. Totals	3,314,427	0	0	0	3,314,427
DETAILS OF WRITE-INS					
1301.					
1302.					
1303.					
1398. Summary of Line 13 from overflow page	0	0	0	0	0
1399. Totals (Lines 1301 thru 1303 plus 1398) (Line 13 above)	0	0	0	0	0

DIRECT DEATH BENEFITS AND MATURED ENDOWMENTS INCURRED	Ordinary		Credit Life (Group and Individual)		Group		Industrial		Total	
	1	2	3	4	5	6	7	8	9	10
	No.	Amount	No. of Ind.Pols. & Gr. Certifs.	Amount	No. of Certifs.	Amount	No.	Amount	No.	Amount
16. Unpaid December 31, prior year									0	0
17. Incurred during current year Settled during current year:	3	290,853							3	290,853
18.1 By payment in full	3	290,853							3	290,853
18.2 By payment on compromised claims									0	0
18.3 Totals paid	3	290,853	0	0	0	0	0	0	3	290,853
18.4 Reduction by compromise									0	0
18.5 Amount rejected									0	0
18.6 Total settlements	3	290,853	0	0	0	0	0	0	3	290,853
19. Unpaid Dec. 31, current year (16+17-18.6)	0	0	0	0	0	0	0	0	0	0
POLICY EXHIBIT						No. of Policies				
20. In force December 31, prior year	24	3,169,051	0 (a)	0	0	0	0	0	24	3,169,051
21. Issued during year									0	0
22. Other changes to in force (Net)	(3)	(522,044)							(3)	(522,044)
23. In force December 31 of current year	21	2,647,007	0 (a)	0	0	0	0	0	21	2,647,007

(a) Includes Individual Credit Life Insurance prior year \$, current year \$

Includes Group Credit Life Insurance Loans less than or equal to 60 months at issue, prior year \$, current year \$

Loans greater than 60 months at issue BUT NOT GREATER THAN 120 MONTHS, prior year \$, current year \$

ACCIDENT AND HEALTH INSURANCE

	1	2	3	4	5
	Direct Premiums	Direct Premiums Earned	Dividends Paid Or Credited On Direct Business	Direct Losses Paid	Direct Losses Incurred
24. Group Policies (b)					
24.1 Federal Employees Health Benefits Plan premium (b)					
24.2 Credit (Group and Individual)					
24.3 Collectively renewable policies (b)					
24.4 Medicare Title XVIII exempt from state taxes or fees Other Individual Policies:					
25.1 Non-cancelable (b)					
25.2 Guaranteed renewable (b)					
25.3 Non-renewable for stated reasons only (b)					
25.4 Other accident only					
25.5 All other (b)					
25.6 Totals (sum of Lines 25.1 to 25.5)					
26. Totals (Lines 24 + 24.1 + 24.2 + 24.3 + 24.4 + 25.6)					

NONE

(b) For health business on indicated lines report: Number of persons insured under PPO managed care products and number of persons insured under indemnity only products



ANNUAL STATEMENT FOR THE YEAR 2017 OF THE Integrity Life Insurance Company

DIRECT BUSINESS IN THE STATE OF Kentucky

DURING THE YEAR 2017

NAIC Group Code 0836

LIFE INSURANCE

NAIC Company Code 74780

DIRECT PREMIUMS AND ANNUITY CONSIDERATIONS	1 Ordinary	2 Credit Life (Group and Individual)	3 Group	4 Industrial	5 Total
1. Life insurance	1,790	0	0	0	1,790
2. Annuity considerations	19,375,905	0	0	0	19,375,905
3. Deposit-type contract funds	713,195	XXX	0	XXX	713,195
4. Other considerations					0
5. Totals (Sum of Lines 1 to 4)	20,090,890	0	0	0	20,090,890
DIRECT DIVIDENDS TO POLICYHOLDERS					
Life insurance:					
6.1 Paid in cash or left on deposit					0
6.2 Applied to pay renewal premiums					0
6.3 Applied to provide paid-up additions or shorten the endowment or premium-paying period					0
6.4 Other					0
6.5 Totals (Sum of Lines 6.1 to 6.4)	0	0	0	0	0
Annuities:					
7.1 Paid in cash or left on deposit					0
7.2 Applied to provide paid-up annuities					0
7.3 Other					0
7.4 Totals (Sum of Lines 7.1 to 7.3)	0	0	0	0	0
8. Grand Totals (Lines 6.5 plus 7.4)	0	0	0	0	0
DIRECT CLAIMS AND BENEFITS PAID					
9. Death benefits	206,062	0	0	0	206,062
10. Matured endowments					0
11. Annuity benefits	1,950,258	0	0	0	1,950,258
12. Surrender values and withdrawals for life contracts	6,662,340	0	0	0	6,662,340
13. Aggregate write-ins for miscellaneous direct claims and benefits paid	0	0	0	0	0
14. All other benefits, except accident and health	183,092	0	0	0	183,092
15. Totals	9,001,752	0	0	0	9,001,752
DETAILS OF WRITE-INS					
1301.					
1302.					
1303.					
1398. Summary of Line 13 from overflow page	0	0	0	0	0
1399. Totals (Lines 1301 thru 1303 plus 1398) (Line 13 above)	0	0	0	0	0

DIRECT DEATH BENEFITS AND MATURED ENDOWMENTS INCURRED	Ordinary		Credit Life (Group and Individual)		Group		Industrial		Total	
	1	2	3	4	5	6	7	8	9	10
	No.	Amount	No. of Ind.Pols. & Gr. Certifs.	Amount	No. of Certifs.	Amount	No.	Amount	No.	Amount
16. Unpaid December 31, prior year									0	0
17. Incurred during current year Settled during current year:	3	206,062							3	206,062
18.1 By payment in full	3	206,062							3	206,062
18.2 By payment on compromised claims									0	0
18.3 Totals paid	3	206,062	0	0	0	0	0	0	3	206,062
18.4 Reduction by compromise									0	0
18.5 Amount rejected									0	0
18.6 Total settlements	3	206,062	0	0	0	0	0	0	3	206,062
19. Unpaid Dec. 31, current year (16+17-18.6)	0	0	0	0	0	0	0	0	0	0
POLICY EXHIBIT						No. of Policies				
20. In force December 31, prior year	12	1,156,795	0	(a) 0	0	0	0	0	12	1,156,795
21. Issued during year									0	0
22. Other changes to in force (Net)	(1)	(205,231)							(1)	(205,231)
23. In force December 31 of current year	11	951,564	0	(a) 0	0	0	0	0	11	951,564

(a) Includes Individual Credit Life Insurance prior year \$, current year \$
Includes Group Credit Life Insurance Loans less than or equal to 60 months at issue, prior year \$, current year \$
Loans greater than 60 months at issue BUT NOT GREATER THAN 120 MONTHS, prior year \$, current year \$

ACCIDENT AND HEALTH INSURANCE

	1	2	3	4	5
	Direct Premiums	Direct Premiums Earned	Dividends Paid Or Credited On Direct Business	Direct Losses Paid	Direct Losses Incurred
24. Group Policies (b)					
24.1 Federal Employees Health Benefits Plan premium (b)					
24.2 Credit (Group and Individual)					
24.3 Collectively renewable policies (b)					
24.4 Medicare Title XVIII exempt from state taxes or fees Other Individual Policies:					
25.1 Non-cancelable (b)					
25.2 Guaranteed renewable (b)					
25.3 Non-renewable for stated reasons only (b)					
25.4 Other accident only					
25.5 All other (b)					
25.6 Totals (sum of Lines 25.1 to 25.5)	0	0	0	0	0
26. Totals (Lines 24 + 24.1 + 24.2 + 24.3 + 24.4 + 25.6)	0	0	0	0	0

(b) For health business on indicated lines report: Number of persons insured under PPO managed care products 0 and number of persons insured under indemnity only products 0 .



ANNUAL STATEMENT FOR THE YEAR 2017 OF THE Integrity Life Insurance Company

DIRECT BUSINESS IN THE STATE OF Louisiana

DURING THE YEAR 2017

NAIC Group Code 0836

NAIC Company Code 74780

LIFE INSURANCE

	1	2	3	4	5
DIRECT PREMIUMS AND ANNUITY CONSIDERATIONS	Ordinary	Credit Life (Group and Individual)	Group	Industrial	Total
1. Life insurance					0
2. Annuity considerations	12,666,994	0	0	0	12,666,994
3. Deposit-type contract funds	573,214	XXX	0	XXX	573,214
4. Other considerations					0
5. Totals (Sum of Lines 1 to 4)	13,240,208	0	0	0	13,240,208
DIRECT DIVIDENDS TO POLICYHOLDERS					
Life insurance:					
6.1 Paid in cash or left on deposit					0
6.2 Applied to pay renewal premiums					0
6.3 Applied to provide paid-up additions or shorten the endowment or premium-paying period					0
6.4 Other					0
6.5 Totals (Sum of Lines 6.1 to 6.4)	0	0	0	0	0
Annuities:					
7.1 Paid in cash or left on deposit					0
7.2 Applied to provide paid-up annuities					0
7.3 Other					0
7.4 Totals (Sum of Lines 7.1 to 7.3)	0	0	0	0	0
8. Grand Totals (Lines 6.5 plus 7.4)	0	0	0	0	0
DIRECT CLAIMS AND BENEFITS PAID					
9. Death benefits	41,354	0	0	0	41,354
10. Matured endowments					0
11. Annuity benefits	3,045,065	0	0	0	3,045,065
12. Surrender values and withdrawals for life contracts	3,415,271	0	0	0	3,415,271
13. Aggregate write-ins for miscellaneous direct claims and benefits paid	0	0	0	0	0
14. All other benefits, except accident and health	115,890	0	0	0	115,890
15. Totals	6,617,580	0	0	0	6,617,580
DETAILS OF WRITE-INS					
1301.					
1302.					
1303.					
1398. Summary of Line 13 from overflow page	0	0	0	0	0
1399. Totals (Lines 1301 thru 1303 plus 1398) (Line 13 above)	0	0	0	0	0

DIRECT DEATH BENEFITS AND MATURED ENDOWMENTS INCURRED	Ordinary		Credit Life (Group and Individual)		Group		Industrial		Total	
	1	2	3	4	5	6	7	8	9	10
	No.	Amount	No. of Ind.Pols. & Gr. Certifs.	Amount	No. of Certifs.	Amount	No.	Amount	No.	Amount
16. Unpaid December 31, prior year									0	0
17. Incurred during current year	3	41,354							3	41,354
Settled during current year:										
18.1 By payment in full	3	41,354							3	41,354
18.2 By payment on compromised claims									0	0
18.3 Totals paid	3	41,354	0	0	0	0	0	0	3	41,354
18.4 Reduction by compromise									0	0
18.5 Amount rejected									0	0
18.6 Total settlements	3	41,354	0	0	0	0	0	0	3	41,354
19. Unpaid Dec. 31, current year (16+17-18.6)	0	0	0	0	0	0	0	0	0	0
POLICY EXHIBIT						No. of Policies				
20. In force December 31, prior year	10	953,426	0 (a)	0	0	0	0	0	10	953,426
21. Issued during year									0	0
22. Other changes to in force (Net)	(2)	111,223							(2)	111,223
23. In force December 31 of current year	8	1,064,649	0 (a)	0	0	0	0	0	8	1,064,649

(a) Includes Individual Credit Life Insurance prior year \$, current year \$
Includes Group Credit Life Insurance Loans less than or equal to 60 months at issue, prior year \$, current year \$
Loans greater than 60 months at issue BUT NOT GREATER THAN 120 MONTHS, prior year \$, current year \$

ACCIDENT AND HEALTH INSURANCE

	1	2	3	4	5
	Direct Premiums	Direct Premiums Earned	Dividends Paid Or Credited On Direct Business	Direct Losses Paid	Direct Losses Incurred
24. Group Policies (b)					
24.1 Federal Employees Health Benefits Plan premium (b)					
24.2 Credit (Group and Individual)					
24.3 Collectively renewable policies (b)					
24.4 Medicare Title XVIII exempt from state taxes or fees					
Other Individual Policies:					
25.1 Non-cancelable (b)					
25.2 Guaranteed renewable (b)					
25.3 Non-renewable for stated reasons only (b)					
25.4 Other accident only					
25.5 All other (b)					
25.6 Totals (sum of Lines 25.1 to 25.5)					
26. Totals (Lines 24 + 24.1 + 24.2 + 24.3 + 24.4 + 25.6)					

NONE

(b) For health business on indicated lines report: Number of persons insured under PPO managed care products and number of persons insured under indemnity only products



ANNUAL STATEMENT FOR THE YEAR 2017 OF THE Integrity Life Insurance Company

DIRECT BUSINESS IN THE STATE OF Maine

DURING THE YEAR 2017

NAIC Group Code 0836

NAIC Company Code 74780

NAIC Group Code 0836		LIFE INSURANCE			NAIC Company Code 74780	
DIRECT PREMIUMS AND ANNUITY CONSIDERATIONS		1 Ordinary	2 Credit Life (Group and Individual)	3 Group	4 Industrial	5 Total
1.	Life insurance					0
2.	Annuity considerations	325,752	0	0	0	325,752
3.	Deposit-type contract funds	216,948	XXX	0	XXX	216,948
4.	Other considerations					0
5.	Totals (Sum of Lines 1 to 4)	542,700	0	0	0	542,700
DIRECT DIVIDENDS TO POLICYHOLDERS						
Life insurance:						
6.1	Paid in cash or left on deposit					0
6.2	Applied to pay renewal premiums					0
6.3	Applied to provide paid-up additions or shorten the endowment or premium-paying period					0
6.4	Other					0
6.5	Totals (Sum of Lines 6.1 to 6.4)	0	0	0	0	0
Annuities:						
7.1	Paid in cash or left on deposit					0
7.2	Applied to provide paid-up annuities					0
7.3	Other					0
7.4	Totals (Sum of Lines 7.1 to 7.3)	0	0	0	0	0
8.	Grand Totals (Lines 6.5 plus 7.4)	0	0	0	0	0
DIRECT CLAIMS AND BENEFITS PAID						
9.	Death benefits					0
10.	Matured endowments					0
11.	Annuity benefits	141,087	0	0	0	141,087
12.	Surrender values and withdrawals for life contracts	81,764	0	0	0	81,764
13.	Aggregate write-ins for miscellaneous direct claims and benefits paid	0	0	0	0	0
14.	All other benefits, except accident and health	29,517	0	0	0	29,517
15.	Totals	252,368	0	0	0	252,368
DETAILS OF WRITE-INS						
1301.					
1302.					
1303.					
1398.	Summary of Line 13 from overflow page	0	0	0	0	0
1399.	Totals (Lines 1301 thru 1303 plus 1398) (Line 13 above)	0	0	0	0	0

DIRECT DEATH BENEFITS AND MATURED ENDOWMENTS INCURRED	Ordinary		Credit Life (Group and Individual)		Group		Industrial		Total	
	1	2	3	4	5	6	7	8	9	10
	No.	Amount	No. of Ind.Pols. & Gr. Certifs.	Amount	No. of Certifs.	Amount	No.	Amount	No.	Amount
16. Unpaid December 31, prior year									0	0
17. Incurred during current year									0	0
Settled during current year:										
18.1 By payment in full									0	0
18.2 By payment on compromised claims									0	0
18.3 Totals paid	0	0	0	0	0	0	0	0	0	0
18.4 Reduction by compromise									0	0
18.5 Amount rejected									0	0
18.6 Total settlements	0	0	0	0	0	0	0	0	0	0
19. Unpaid Dec. 31, current year (16+17-18.6)	0	0	0	0	0	0	0	0	0	0
POLICY EXHIBIT					No. of Policies					
	20. In force December 31, prior year	1	35,284	0 (a)	0	0	0	0	1	35,284
	21. Issued during year								0	0
	22. Other changes to in force (Net)								0	0
23. In force December 31 of current year	1	35,284	0 (a)	0	0	0	0	0	1	35,284

(a) Includes Individual Credit Life Insurance prior year \$, current year \$
Includes Group Credit Life Insurance Loans less than or equal to 60 months at issue, prior year \$, current year \$
Loans greater than 60 months at issue BUT NOT GREATER THAN 120 MONTHS, prior year \$, current year \$

ACCIDENT AND HEALTH INSURANCE

	1 Direct Premiums	2 Direct Premiums Earned	3 Dividends Paid Or Credited On Direct Business	4 Direct Losses Paid	5 Direct Losses Incurred
24. Group Policies (b)					
24.1 Federal Employees Health Benefits Plan premium (b)					
24.2 Credit (Group and Individual)					
24.3 Collectively renewable policies (b)					
24.4 Medicare Title XVIII exempt from state taxes or fees					
Other Individual Policies:					
25.1 Non-cancelable (b)					
25.2 Guaranteed renewable (b)					
25.3 Non-renewable for stated reasons only (b)					
25.4 Other accident only					
25.5 All other (b)					
25.6 Totals (sum of Lines 25.1 to 25.5)	0	0	0	0	0
26. Totals (Lines 24 + 24.1 + 24.2 + 24.3 + 24.4 + 25.6)	0	0	0	0	0

(b) For health business on indicated lines report: Number of persons insured under PPO managed care products 0 and number of persons insured under indemnity only products 0 .



ANNUAL STATEMENT FOR THE YEAR 2017 OF THE Integrity Life Insurance Company

DIRECT BUSINESS IN THE STATE OF Maryland

DURING THE YEAR 2017

NAIC Group Code 0836

LIFE INSURANCE

NAIC Company Code 74780

	1	2	3	4	5
DIRECT PREMIUMS AND ANNUITY CONSIDERATIONS	Ordinary	Credit Life (Group and Individual)	Group	Industrial	Total
1. Life insurance	14,236	0	0	0	14,236
2. Annuity considerations	19,460,503	0	0	0	19,460,503
3. Deposit-type contract funds	250,000	XXX	0	XXX	250,000
4. Other considerations					0
5. Totals (Sum of Lines 1 to 4)	19,724,739	0	0	0	19,724,739
DIRECT DIVIDENDS TO POLICYHOLDERS					
Life insurance:					
6.1 Paid in cash or left on deposit					0
6.2 Applied to pay renewal premiums					0
6.3 Applied to provide paid-up additions or shorten the endowment or premium-paying period					0
6.4 Other					0
6.5 Totals (Sum of Lines 6.1 to 6.4)	0	0	0	0	0
Annuities:					
7.1 Paid in cash or left on deposit					0
7.2 Applied to provide paid-up annuities					0
7.3 Other					0
7.4 Totals (Sum of Lines 7.1 to 7.3)	0	0	0	0	0
8. Grand Totals (Lines 6.5 plus 7.4)	0	0	0	0	0
DIRECT CLAIMS AND BENEFITS PAID					
9. Death benefits					0
10. Matured endowments					0
11. Annuity benefits	4,298,317	0	0	0	4,298,317
12. Surrender values and withdrawals for life contracts	6,320,814	0	0	0	6,320,814
13. Aggregate write-ins for miscellaneous direct claims and benefits paid	0	0	0	0	0
14. All other benefits, except accident and health	232,090	0	0	0	232,090
15. Totals	10,851,221	0	0	0	10,851,221
DETAILS OF WRITE-INS					
1301.					
1302.					
1303.					
1398. Summary of Line 13 from overflow page	0	0	0	0	0
1399. Totals (Lines 1301 thru 1303 plus 1398) (Line 13 above)	0	0	0	0	0

DIRECT DEATH BENEFITS AND MATURED ENDOWMENTS INCURRED	Ordinary		Credit Life (Group and Individual)		Group		Industrial		Total	
	1	2	3	4	5	6	7	8	9	10
	No.	Amount	No. of Ind.Pols. & Gr. Certifs.	Amount	No. of Certifs.	Amount	No.	Amount	No.	Amount
16. Unpaid December 31, prior year									0	0
17. Incurred during current year Settled during current year:									0	0
18.1 By payment in full									0	0
18.2 By payment on compromised claims									0	0
18.3 Totals paid	0	0	0	0	0	0	0	0	0	0
18.4 Reduction by compromise									0	0
18.5 Amount rejected									0	0
18.6 Total settlements	0	0	0	0	0	0	0	0	0	0
19. Unpaid Dec. 31, current year (16+17-18.6)	0	0	0	0	0	0	0	0	0	0
POLICY EXHIBIT					No. of Policies					
20. In force December 31, prior year	21	5,762,750	0 (a)	0	0	0	0	0	21	5,762,750
21. Issued during year									0	0
22. Other changes to in force (Net)	3	214,112							3	214,112
23. In force December 31 of current year	24	5,976,862	0 (a)	0	0	0	0	0	24	5,976,862

(a) Includes Individual Credit Life Insurance prior year \$, current year \$
Includes Group Credit Life Insurance Loans less than or equal to 60 months at issue, prior year \$, current year \$
Loans greater than 60 months at issue BUT NOT GREATER THAN 120 MONTHS, prior year \$, current year \$

ACCIDENT AND HEALTH INSURANCE

	1	2	3	4	5
	Direct Premiums	Direct Premiums Earned	Dividends Paid Or Credited On Direct Business	Direct Losses Paid	Direct Losses Incurred
24. Group Policies (b)					
24.1 Federal Employees Health Benefits Plan premium (b)					
24.2 Credit (Group and Individual)					
24.3 Collectively renewable policies (b)					
24.4 Medicare Title XVIII exempt from state taxes or fees Other Individual Policies:					
25.1 Non-cancelable (b)					
25.2 Guaranteed renewable (b)					
25.3 Non-renewable for stated reasons only (b)					
25.4 Other accident only					
25.5 All other (b)					
25.6 Totals (sum of Lines 25.1 to 25.5)	0	0	0	0	0
26. Totals (Lines 24 + 24.1 + 24.2 + 24.3 + 24.4 + 25.6)	0	0	0	0	0

(b) For health business on indicated lines report: Number of persons insured under PPO managed care products 0 and number of persons insured under indemnity only products 0 .



ANNUAL STATEMENT FOR THE YEAR 2017 OF THE Integrity Life Insurance Company

DIRECT BUSINESS IN THE STATE OF Massachusetts

DURING THE YEAR 2017

NAIC Group Code 0836

LIFE INSURANCE

NAIC Company Code 74780

DIRECT PREMIUMS AND ANNUITY CONSIDERATIONS	1	2	3	4	5
	Ordinary	Credit Life (Group and Individual)	Group	Industrial	Total
1. Life insurance	380	0	0	0	380
2. Annuity considerations	20,443,669	0	0	0	20,443,669
3. Deposit-type contract funds	445,820	XXX	0	XXX	445,820
4. Other considerations					0
5. Totals (Sum of Lines 1 to 4)	20,889,869	0	0	0	20,889,869
DIRECT DIVIDENDS TO POLICYHOLDERS					
Life insurance:					
6.1 Paid in cash or left on deposit					0
6.2 Applied to pay renewal premiums					0
6.3 Applied to provide paid-up additions or shorten the endowment or premium-paying period					0
6.4 Other					0
6.5 Totals (Sum of Lines 6.1 to 6.4)	0	0	0	0	0
Annuities:					
7.1 Paid in cash or left on deposit					0
7.2 Applied to provide paid-up annuities					0
7.3 Other					0
7.4 Totals (Sum of Lines 7.1 to 7.3)	0	0	0	0	0
8. Grand Totals (Lines 6.5 plus 7.4)	0	0	0	0	0
DIRECT CLAIMS AND BENEFITS PAID					
9. Death benefits					0
10. Matured endowments					0
11. Annuity benefits	4,899,076	0	0	0	4,899,076
12. Surrender values and withdrawals for life contracts	5,888,608	0	0	0	5,888,608
13. Aggregate write-ins for miscellaneous direct claims and benefits paid	0	0	0	0	0
14. All other benefits, except accident and health	496,777	0	0	0	496,777
15. Totals	11,284,461	0	0	0	11,284,461
DETAILS OF WRITE-INS					
1301.					
1302.					
1303.					
1398. Summary of Line 13 from overflow page	0	0	0	0	0
1399. Totals (Lines 1301 thru 1303 plus 1398) (Line 13 above)	0	0	0	0	0

DIRECT DEATH BENEFITS AND MATURED ENDOWMENTS INCURRED	Ordinary		Credit Life (Group and Individual)		Group		Industrial		Total	
	1	2	3	4	5	6	7	8	9	10
	No.	Amount	No. of Ind.Pols. & Gr. Certifs.	Amount	No. of Certifs.	Amount	No.	Amount	No.	Amount
16. Unpaid December 31, prior year									0	0
17. Incurred during current year Settled during current year:									0	0
18.1 By payment in full									0	0
18.2 By payment on compromised claims									0	0
18.3 Totals paid	0	0	0	0	0	0	0	0	0	0
18.4 Reduction by compromise									0	0
18.5 Amount rejected									0	0
18.6 Total settlements	0	0	0	0	0	0	0	0	0	0
19. Unpaid Dec. 31, current year (16+17-18.6)	0	0	0	0	0	0	0	0	0	0
POLICY EXHIBIT						No. of Policies				
20. In force December 31, prior year	7	2,662,673	0 (a)	0	0	0	0	0	7	2,662,673
21. Issued during year									0	0
22. Other changes to in force (Net)	2	165,441							2	165,441
23. In force December 31 of current year	9	2,828,114	0 (a)	0	0	0	0	0	9	2,828,114

(a) Includes Individual Credit Life Insurance prior year \$, current year \$
Includes Group Credit Life Insurance Loans less than or equal to 60 months at issue, prior year \$, current year \$
Loans greater than 60 months at issue BUT NOT GREATER THAN 120 MONTHS, prior year \$, current year \$

ACCIDENT AND HEALTH INSURANCE

	1	2	3	4	5
	Direct Premiums	Direct Premiums Earned	Dividends Paid Or Credited On Direct Business	Direct Losses Paid	Direct Losses Incurred
24. Group Policies (b)					
24.1 Federal Employees Health Benefits Plan premium (b)					
24.2 Credit (Group and Individual)					
24.3 Collectively renewable policies (b)					
24.4 Medicare Title XVIII exempt from state taxes or fees Other Individual Policies:					
25.1 Non-cancelable (b)					
25.2 Guaranteed renewable (b)					
25.3 Non-renewable for stated reasons only (b)					
25.4 Other accident only					
25.5 All other (b)					
25.6 Totals (sum of Lines 25.1 to 25.5)	0	0	0	0	0
26. Totals (Lines 24 + 24.1 + 24.2 + 24.3 + 24.4 + 25.6)	0	0	0	0	0

(b) For health business on indicated lines report: Number of persons insured under PPO managed care products 0 and number of persons insured under indemnity only products 0 .



ANNUAL STATEMENT FOR THE YEAR 2017 OF THE Integrity Life Insurance Company

DIRECT BUSINESS IN THE STATE OF Michigan

DURING THE YEAR 2017

NAIC Group Code 0836

LIFE INSURANCE

NAIC Company Code 74780

	1	2	3	4	5
DIRECT PREMIUMS AND ANNUITY CONSIDERATIONS	Ordinary	Credit Life (Group and Individual)	Group	Industrial	Total
1. Life insurance	874	0	0	0	874
2. Annuity considerations	26,845,284	0	0	0	26,845,284
3. Deposit-type contract funds	1,099,987	XXX	0	XXX	1,099,987
4. Other considerations					0
5. Totals (Sum of Lines 1 to 4)	27,946,145	0	0	0	27,946,145
DIRECT DIVIDENDS TO POLICYHOLDERS					
Life insurance:					
6.1 Paid in cash or left on deposit					0
6.2 Applied to pay renewal premiums					0
6.3 Applied to provide paid-up additions or shorten the endowment or premium-paying period					0
6.4 Other					0
6.5 Totals (Sum of Lines 6.1 to 6.4)	0	0	0	0	0
Annuities:					
7.1 Paid in cash or left on deposit					0
7.2 Applied to provide paid-up annuities					0
7.3 Other					0
7.4 Totals (Sum of Lines 7.1 to 7.3)	0	0	0	0	0
8. Grand Totals (Lines 6.5 plus 7.4)	0	0	0	0	0
DIRECT CLAIMS AND BENEFITS PAID					
9. Death benefits	2,898,181	0	0	0	2,898,181
10. Matured endowments					0
11. Annuity benefits	11,470,508	0	0	0	11,470,508
12. Surrender values and withdrawals for life contracts	19,488,861	0	0	0	19,488,861
13. Aggregate write-ins for miscellaneous direct claims and benefits paid	0	0	0	0	0
14. All other benefits, except accident and health	257,135	0	0	0	257,135
15. Totals	34,114,685	0	0	0	34,114,685
DETAILS OF WRITE-INS					
1301.					
1302.					
1303.					
1398. Summary of Line 13 from overflow page	0	0	0	0	0
1399. Totals (Lines 1301 thru 1303 plus 1398) (Line 13 above)	0	0	0	0	0

DIRECT DEATH BENEFITS AND MATURED ENDOWMENTS INCURRED	Ordinary		Credit Life (Group and Individual)		Group		Industrial		Total	
	1	2	3	4	5	6	7	8	9	10
	No.	Amount	No. of Ind.Pols. & Gr. Certifs.	Amount	No. of Certifs.	Amount	No.	Amount	No.	Amount
16. Unpaid December 31, prior year									0	0
17. Incurred during current year	10	2,898,181							10	2,898,181
Settled during current year:										
18.1 By payment in full	10	2,898,181							10	2,898,181
18.2 By payment on compromised claims									0	0
18.3 Totals paid	10	2,898,181	0	0	0	0	0	0	10	2,898,181
18.4 Reduction by compromise									0	0
18.5 Amount rejected									0	0
18.6 Total settlements	10	2,898,181	0	0	0	0	0	0	10	2,898,181
19. Unpaid Dec. 31, current year (16+17-18.6)	0	0	0	0	0	0	0	0	0	0
POLICY EXHIBIT						No. of Policies				
20. In force December 31, prior year	34	9,722,075	0 (a)	0	0	0	0	0	34	9,722,075
21. Issued during year									0	0
22. Other changes to in force (Net)	(5)	(3,009,697)							(5)	(3,009,697)
23. In force December 31 of current year	29	6,712,378	0 (a)	0	0	0	0	0	29	6,712,378

(a) Includes Individual Credit Life Insurance prior year \$ _____, current year \$ _____
Includes Group Credit Life Insurance Loans less than or equal to 60 months at issue, prior year \$ _____, current year \$ _____
Loans greater than 60 months at issue BUT NOT GREATER THAN 120 MONTHS, prior year \$ _____, current year \$ _____

ACCIDENT AND HEALTH INSURANCE

	1	2	3	4	5
	Direct Premiums	Direct Premiums Earned	Dividends Paid Or Credited On Direct Business	Direct Losses Paid	Direct Losses Incurred
24. Group Policies (b)					
24.1 Federal Employees Health Benefits Plan premium (b)					
24.2 Credit (Group and Individual)					
24.3 Collectively renewable policies (b)					
24.4 Medicare Title XVIII exempt from state taxes or fees Other Individual Policies:					
25.1 Non-cancelable (b)					
25.2 Guaranteed renewable (b)					
25.3 Non-renewable for stated reasons only (b)					
25.4 Other accident only					
25.5 All other (b)					
25.6 Totals (sum of Lines 25.1 to 25.5)	0	0	0	0	0
26. Totals (Lines 24 + 24.1 + 24.2 + 24.3 + 24.4 + 25.6)	0	0	0	0	0

(b) For health business on indicated lines report: Number of persons insured under PPO managed care products0 and number of persons
insured under indemnity only products0 .



ANNUAL STATEMENT FOR THE YEAR 2017 OF THE Integrity Life Insurance Company

DIRECT BUSINESS IN THE STATE OF Minnesota

DURING THE YEAR 2017

NAIC Group Code 0836

LIFE INSURANCE

NAIC Company Code 74780

DIRECT PREMIUMS AND ANNUITY CONSIDERATIONS	1 Ordinary	2 Credit Life (Group and Individual)	3 Group	4 Industrial	5 Total
1. Life insurance	49,468	0	0	0	49,468
2. Annuity considerations	9,597,147	0	0	0	9,597,147
3. Deposit-type contract funds	516,281	XXX	0	XXX	516,281
4. Other considerations					0
5. Totals (Sum of Lines 1 to 4)	10,162,896	0	0	0	10,162,896
DIRECT DIVIDENDS TO POLICYHOLDERS					
Life insurance:					
6.1 Paid in cash or left on deposit					0
6.2 Applied to pay renewal premiums					0
6.3 Applied to provide paid-up additions or shorten the endowment or premium-paying period					0
6.4 Other					0
6.5 Totals (Sum of Lines 6.1 to 6.4)	0	0	0	0	0
Annuities:					
7.1 Paid in cash or left on deposit					0
7.2 Applied to provide paid-up annuities					0
7.3 Other					0
7.4 Totals (Sum of Lines 7.1 to 7.3)	0	0	0	0	0
8. Grand Totals (Lines 6.5 plus 7.4)	0	0	0	0	0
DIRECT CLAIMS AND BENEFITS PAID					
9. Death benefits	137,123	0	0	0	137,123
10. Matured endowments					0
11. Annuity benefits	8,268,766	0	0	0	8,268,766
12. Surrender values and withdrawals for life contracts	9,070,083	0	0	0	9,070,083
13. Aggregate write-ins for miscellaneous direct claims and benefits paid	0	0	0	0	0
14. All other benefits, except accident and health	1,364,780	0	0	0	1,364,780
15. Totals	18,840,752	0	0	0	18,840,752
DETAILS OF WRITE-INS					
1301.					
1302.					
1303.					
1398. Summary of Line 13 from overflow page	0	0	0	0	0
1399. Totals (Lines 1301 thru 1303 plus 1398) (Line 13 above)	0	0	0	0	0

DIRECT DEATH BENEFITS AND MATURED ENDOWMENTS INCURRED	Ordinary		Credit Life (Group and Individual)		Group		Industrial		Total	
	1	2	3	4	5	6	7	8	9	10
	No.	Amount	No. of Ind.Pols. & Gr. Certifs.	Amount	No. of Certifs.	Amount	No.	Amount	No.	Amount
16. Unpaid December 31, prior year									0	0
17. Incurred during current year	5	137,123							5	137,123
Settled during current year:										
18.1 By payment in full	5	137,123							5	137,123
18.2 By payment on compromised claims									0	0
18.3 Totals paid	5	137,123	0	0	0	0	0	0	5	137,123
18.4 Reduction by compromise									0	0
18.5 Amount rejected									0	0
18.6 Total settlements	5	137,123	0	0	0	0	0	0	5	137,123
19. Unpaid Dec. 31, current year (16+17-18.6)	0	0	0	0	0	0	0	0	0	0
POLICY EXHIBIT						No. of Policies				
20. In force December 31, prior year	829	16,885,807	0 (a)	0	0	0	0	0	829	16,885,807
21. Issued during year									0	0
22. Other changes to in force (Net)	(54)	(1,468,781)							(54)	(1,468,781)
23. In force December 31 of current year	775	15,417,026	0 (a)	0	0	0	0	0	775	15,417,026

(a) Includes Individual Credit Life Insurance prior year \$, current year \$
Includes Group Credit Life Insurance Loans less than or equal to 60 months at issue, prior year \$, current year \$
Loans greater than 60 months at issue BUT NOT GREATER THAN 120 MONTHS, prior year \$, current year \$

ACCIDENT AND HEALTH INSURANCE

	1	2	3	4	5
	Direct Premiums	Direct Premiums Earned	Dividends Paid Or Credited On Direct Business	Direct Losses Paid	Direct Losses Incurred
24. Group Policies (b)					
24.1 Federal Employees Health Benefits Plan premium (b)					
24.2 Credit (Group and Individual)					
24.3 Collectively renewable policies (b)					
24.4 Medicare Title XVIII exempt from state taxes or fees Other Individual Policies:					
25.1 Non-cancelable (b)					
25.2 Guaranteed renewable (b)					
25.3 Non-renewable for stated reasons only (b)					
25.4 Other accident only					
25.5 All other (b)					
25.6 Totals (sum of Lines 25.1 to 25.5)	0	0	0	0	0
26. Totals (Lines 24 + 24.1 + 24.2 + 24.3 + 24.4 + 25.6)	0	0	0	0	0

(b) For health business on indicated lines report: Number of persons insured under PPO managed care products 0 and number of persons insured under indemnity only products 0 .



ANNUAL STATEMENT FOR THE YEAR 2017 OF THE Integrity Life Insurance Company

DIRECT BUSINESS IN THE STATE OF Mississippi

DURING THE YEAR 2017

NAIC Group Code 0836

LIFE INSURANCE

NAIC Company Code 74780

DIRECT PREMIUMS AND ANNUITY CONSIDERATIONS	1	2	3	4	5
	Ordinary	Credit Life (Group and Individual)	Group	Industrial	Total
1. Life insurance	1,504	0	0	0	1,504
2. Annuity considerations	4,611,700	0	0	0	4,611,700
3. Deposit-type contract funds	979,388	XXX	0	XXX	979,388
4. Other considerations					0
5. Totals (Sum of Lines 1 to 4)	5,592,592	0	0	0	5,592,592
DIRECT DIVIDENDS TO POLICYHOLDERS					
Life insurance:					
6.1 Paid in cash or left on deposit					0
6.2 Applied to pay renewal premiums					0
6.3 Applied to provide paid-up additions or shorten the endowment or premium-paying period					0
6.4 Other					0
6.5 Totals (Sum of Lines 6.1 to 6.4)	0	0	0	0	0
Annuities:					
7.1 Paid in cash or left on deposit					0
7.2 Applied to provide paid-up annuities					0
7.3 Other					0
7.4 Totals (Sum of Lines 7.1 to 7.3)	0	0	0	0	0
8. Grand Totals (Lines 6.5 plus 7.4)	0	0	0	0	0
DIRECT CLAIMS AND BENEFITS PAID					
9. Death benefits	50,000	0	0	0	50,000
10. Matured endowments					0
11. Annuity benefits	1,747,806	0	0	0	1,747,806
12. Surrender values and withdrawals for life contracts	1,994,571	0	0	0	1,994,571
13. Aggregate write-ins for miscellaneous direct claims and benefits paid	0	0	0	0	0
14. All other benefits, except accident and health	135,293	0	0	0	135,293
15. Totals	3,927,670	0	0	0	3,927,670
DETAILS OF WRITE-INS					
1301.					
1302.					
1303.					
1398. Summary of Line 13 from overflow page	0	0	0	0	0
1399. Totals (Lines 1301 thru 1303 plus 1398) (Line 13 above)	0	0	0	0	0

DIRECT DEATH BENEFITS AND MATURED ENDOWMENTS INCURRED	Ordinary		Credit Life (Group and Individual)		Group		Industrial		Total	
	1	2	3	4	5	6	7	8	9	10
	No.	Amount	No. of Ind.Pols. & Gr. Certifs.	Amount	No. of Certifs.	Amount	No.	Amount	No.	Amount
16. Unpaid December 31, prior year									0	0
17. Incurred during current year Settled during current year:	6	50,000							6	50,000
18.1 By payment in full	6	50,000							6	50,000
18.2 By payment on compromised claims									0	0
18.3 Totals paid	6	50,000	0	0	0	0	0	0	6	50,000
18.4 Reduction by compromise									0	0
18.5 Amount rejected									0	0
18.6 Total settlements	6	50,000	0	0	0	0	0	0	6	50,000
19. Unpaid Dec. 31, current year (16+17-18.6)	0	0	0	0	0	0	0	0	0	0
POLICY EXHIBIT						No. of Policies				
20. In force December 31, prior year	16	1,751,235	0 (a)	0	0	0	0	0	16	1,751,235
21. Issued during year									0	0
22. Other changes to in force (Net)	(2)	(225,542)							(2)	(225,542)
23. In force December 31 of current year	14	1,525,693	0 (a)	0	0	0	0	0	14	1,525,693

(a) Includes Individual Credit Life Insurance prior year \$, current year \$
Includes Group Credit Life Insurance Loans less than or equal to 60 months at issue, prior year \$, current year \$
Loans greater than 60 months at issue BUT NOT GREATER THAN 120 MONTHS, prior year \$, current year \$

ACCIDENT AND HEALTH INSURANCE

	1	2	3	4	5
	Direct Premiums	Direct Premiums Earned	Dividends Paid Or Credited On Direct Business	Direct Losses Paid	Direct Losses Incurred
24. Group Policies (b)					
24.1 Federal Employees Health Benefits Plan premium (b)					
24.2 Credit (Group and Individual)					
24.3 Collectively renewable policies (b)					
24.4 Medicare Title XVIII exempt from state taxes or fees Other Individual Policies:					
25.1 Non-cancelable (b)					
25.2 Guaranteed renewable (b)					
25.3 Non-renewable for stated reasons only (b)					
25.4 Other accident only					
25.5 All other (b)					
25.6 Totals (sum of Lines 25.1 to 25.5)	0	0	0	0	0
26. Totals (Lines 24 + 24.1 + 24.2 + 24.3 + 24.4 + 25.6)	0	0	0	0	0

(b) For health business on indicated lines report: Number of persons insured under PPO managed care products 0 and number of persons insured under indemnity only products 0 .



ANNUAL STATEMENT FOR THE YEAR 2017 OF THE Integrity Life Insurance Company

DIRECT BUSINESS IN THE STATE OF Missouri

DURING THE YEAR 2017

NAIC Group Code 0836

LIFE INSURANCE

NAIC Company Code 74780

DIRECT PREMIUMS AND ANNUITY CONSIDERATIONS	1 Ordinary	2 Credit Life (Group and Individual)	3 Group	4 Industrial	5 Total
1. Life insurance	15,542	0	0	0	15,542
2. Annuity considerations	14,148,138	0	0	0	14,148,138
3. Deposit-type contract funds	1,050,641	XXX	0	XXX	1,050,641
4. Other considerations					0
5. Totals (Sum of Lines 1 to 4)	15,214,321	0	0	0	15,214,321
DIRECT DIVIDENDS TO POLICYHOLDERS					
Life insurance:					
6.1 Paid in cash or left on deposit					0
6.2 Applied to pay renewal premiums					0
6.3 Applied to provide paid-up additions or shorten the endowment or premium-paying period					0
6.4 Other					0
6.5 Totals (Sum of Lines 6.1 to 6.4)	0	0	0	0	0
Annuities:					
7.1 Paid in cash or left on deposit					0
7.2 Applied to provide paid-up annuities					0
7.3 Other					0
7.4 Totals (Sum of Lines 7.1 to 7.3)	0	0	0	0	0
8. Grand Totals (Lines 6.5 plus 7.4)	0	0	0	0	0
DIRECT CLAIMS AND BENEFITS PAID					
9. Death benefits	34,546	0	0	0	34,546
10. Matured endowments					0
11. Annuity benefits	3,986,793	0	0	0	3,986,793
12. Surrender values and withdrawals for life contracts	5,981,913	0	0	0	5,981,913
13. Aggregate write-ins for miscellaneous direct claims and benefits paid	0	0	0	0	0
14. All other benefits, except accident and health	170,144	0	0	0	170,144
15. Totals	10,173,396	0	0	0	10,173,396
DETAILS OF WRITE-INS					
1301.					
1302.					
1303.					
1398. Summary of Line 13 from overflow page	0	0	0	0	0
1399. Totals (Lines 1301 thru 1303 plus 1398) (Line 13 above)	0	0	0	0	0

DIRECT DEATH BENEFITS AND MATURED ENDOWMENTS INCURRED	Ordinary		Credit Life (Group and Individual)		Group		Industrial		Total	
	1	2	3	4	5	6	7	8	9	10
	No.	Amount	No. of Ind.Pols. & Gr. Certifs.	Amount	No. of Certifs.	Amount	No.	Amount	No.	Amount
16. Unpaid December 31, prior year									0	0
17. Incurred during current year	8	34,546							8	34,546
Settled during current year:										
18.1 By payment in full	8	34,546							8	34,546
18.2 By payment on compromised claims									0	0
18.3 Totals paid	8	34,546	0	0	0	0	0	0	8	34,546
18.4 Reduction by compromise									0	0
18.5 Amount rejected									0	0
18.6 Total settlements	8	34,546	0	0	0	0	0	0	8	34,546
19. Unpaid Dec. 31, current year (16+17-18.6)	0	0	0	0	0	0	0	0	0	0
POLICY EXHIBIT						No. of Policies				
20. In force December 31, prior year	50	8,216,538	0 (a)	0	0	0	0	0	50	8,216,538
21. Issued during year									0	0
22. Other changes to in force (Net)	(3)	(799,594)							(3)	(799,594)
23. In force December 31 of current year	47	7,416,944	0 (a)	0	0	0	0	0	47	7,416,944

(a) Includes Individual Credit Life Insurance prior year \$, current year \$
Includes Group Credit Life Insurance Loans less than or equal to 60 months at issue, prior year \$, current year \$
Loans greater than 60 months at issue BUT NOT GREATER THAN 120 MONTHS, prior year \$, current year \$

ACCIDENT AND HEALTH INSURANCE

	1	2	3	4	5
	Direct Premiums	Direct Premiums Earned	Dividends Paid Or Credited On Direct Business	Direct Losses Paid	Direct Losses Incurred
24. Group Policies (b)					
24.1 Federal Employees Health Benefits Plan premium (b)					
24.2 Credit (Group and Individual)					
24.3 Collectively renewable policies (b)					
24.4 Medicare Title XVIII exempt from state taxes or fees Other Individual Policies:					
25.1 Non-cancelable (b)					
25.2 Guaranteed renewable (b)					
25.3 Non-renewable for stated reasons only (b)					
25.4 Other accident only					
25.5 All other (b)					
25.6 Totals (sum of Lines 25.1 to 25.5)	0	0	0	0	0
26. Totals (Lines 24 + 24.1 + 24.2 + 24.3 + 24.4 + 25.6)	0	0	0	0	0

(b) For health business on indicated lines report: Number of persons insured under PPO managed care products 0 and number of persons insured under indemnity only products 0 .



ANNUAL STATEMENT FOR THE YEAR 2017 OF THE Integrity Life Insurance Company

DIRECT BUSINESS IN THE STATE OF Montana

DURING THE YEAR 2017

NAIC Group Code 0836

LIFE INSURANCE

NAIC Company Code 74780

DIRECT PREMIUMS AND ANNUITY CONSIDERATIONS	1 Ordinary	2 Credit Life (Group and Individual)	3 Group	4 Industrial	5 Total
1. Life insurance	283	0	0	0	283
2. Annuity considerations	2,494,248	0	0	0	2,494,248
3. Deposit-type contract funds		XXX		XXX	0
4. Other considerations					0
5. Totals (Sum of Lines 1 to 4)	2,494,531	0	0	0	2,494,531
DIRECT DIVIDENDS TO POLICYHOLDERS					
Life insurance:					
6.1 Paid in cash or left on deposit					0
6.2 Applied to pay renewal premiums					0
6.3 Applied to provide paid-up additions or shorten the endowment or premium-paying period					0
6.4 Other					0
6.5 Totals (Sum of Lines 6.1 to 6.4)	0	0	0	0	0
Annuities:					
7.1 Paid in cash or left on deposit					0
7.2 Applied to provide paid-up annuities					0
7.3 Other					0
7.4 Totals (Sum of Lines 7.1 to 7.3)	0	0	0	0	0
8. Grand Totals (Lines 6.5 plus 7.4)	0	0	0	0	0
DIRECT CLAIMS AND BENEFITS PAID					
9. Death benefits	113,138	0	0	0	113,138
10. Matured endowments					0
11. Annuity benefits	674,086	0	0	0	674,086
12. Surrender values and withdrawals for life contracts	375,090	0	0	0	375,090
13. Aggregate write-ins for miscellaneous direct claims and benefits paid	0	0	0	0	0
14. All other benefits, except accident and health	83,247	0	0	0	83,247
15. Totals	1,245,561	0	0	0	1,245,561
DETAILS OF WRITE-INS					
1301.					
1302.					
1303.					
1398. Summary of Line 13 from overflow page	0	0	0	0	0
1399. Totals (Lines 1301 thru 1303 plus 1398) (Line 13 above)	0	0	0	0	0

DIRECT DEATH BENEFITS AND MATURED ENDOWMENTS INCURRED	Ordinary		Credit Life (Group and Individual)		Group		Industrial		Total	
	1	2	3	4	5	6	7	8	9	10
	No.	Amount	No. of Ind.Pols. & Gr. Certifs.	Amount	No. of Certifs.	Amount	No.	Amount	No.	Amount
16. Unpaid December 31, prior year									0	0
17. Incurred during current year Settled during current year:	3	113,138							3	113,138
18.1 By payment in full	3	113,138							3	113,138
18.2 By payment on compromised claims									0	0
18.3 Totals paid	3	113,138	0	0	0	0	0	0	3	113,138
18.4 Reduction by compromise									0	0
18.5 Amount rejected									0	0
18.6 Total settlements	3	113,138	0	0	0	0	0	0	3	113,138
19. Unpaid Dec. 31, current year (16+17-18.6)	0	0	0	0	0	0	0	0	0	0
POLICY EXHIBIT						No. of Policies				
20. In force December 31, prior year	10	955,714	0 (a)	0	0	0	0	0	10	955,714
21. Issued during year									0	0
22. Other changes to in force (Net)	(1)	(96,006)							(1)	(96,006)
23. In force December 31 of current year	9	859,708	0 (a)	0	0	0	0	0	9	859,708

(a) Includes Individual Credit Life Insurance prior year \$, current year \$
Includes Group Credit Life Insurance Loans less than or equal to 60 months at issue, prior year \$, current year \$
Loans greater than 60 months at issue BUT NOT GREATER THAN 120 MONTHS, prior year \$, current year \$

ACCIDENT AND HEALTH INSURANCE

	1	2	3	4	5
	Direct Premiums	Direct Premiums Earned	Dividends Paid Or Credited On Direct Business	Direct Losses Paid	Direct Losses Incurred
24. Group Policies (b)					
24.1 Federal Employees Health Benefits Plan premium (b)					
24.2 Credit (Group and Individual)					
24.3 Collectively renewable policies (b)					
24.4 Medicare Title XVIII exempt from state taxes or fees Other Individual Policies:					
25.1 Non-cancelable (b)					
25.2 Guaranteed renewable (b)					
25.3 Non-renewable for stated reasons only (b)					
25.4 Other accident only					
25.5 All other (b)					
25.6 Totals (sum of Lines 25.1 to 25.5)	0	0	0	0	0
26. Totals (Lines 24 + 24.1 + 24.2 + 24.3 + 24.4 + 25.6)	0	0	0	0	0

(b) For health business on indicated lines report: Number of persons insured under PPO managed care products 0 and number of persons insured under indemnity only products 0 .



ANNUAL STATEMENT FOR THE YEAR 2017 OF THE Integrity Life Insurance Company

DIRECT BUSINESS IN THE STATE OF Nebraska

DURING THE YEAR 2017

NAIC Group Code 0836

LIFE INSURANCE

NAIC Company Code 74780

DIRECT PREMIUMS AND ANNUITY CONSIDERATIONS	1 Ordinary	2 Credit Life (Group and Individual)	3 Group	4 Industrial	5 Total
1. Life insurance	4,940	0	0	0	4,940
2. Annuity considerations	2,992,558	0	0	0	2,992,558
3. Deposit-type contract funds	58,730	XXX	0	XXX	58,730
4. Other considerations					0
5. Totals (Sum of Lines 1 to 4)	3,056,228	0	0	0	3,056,228
DIRECT DIVIDENDS TO POLICYHOLDERS					
Life insurance:					
6.1 Paid in cash or left on deposit					0
6.2 Applied to pay renewal premiums					0
6.3 Applied to provide paid-up additions or shorten the endowment or premium-paying period					0
6.4 Other					0
6.5 Totals (Sum of Lines 6.1 to 6.4)	0	0	0	0	0
Annuities:					
7.1 Paid in cash or left on deposit					0
7.2 Applied to provide paid-up annuities					0
7.3 Other					0
7.4 Totals (Sum of Lines 7.1 to 7.3)	0	0	0	0	0
8. Grand Totals (Lines 6.5 plus 7.4)	0	0	0	0	0
DIRECT CLAIMS AND BENEFITS PAID					
9. Death benefits					0
10. Matured endowments					0
11. Annuity benefits	774,054	0	0	0	774,054
12. Surrender values and withdrawals for life contracts	2,564,608	0	0	0	2,564,608
13. Aggregate write-ins for miscellaneous direct claims and benefits paid	0	0	0	0	0
14. All other benefits, except accident and health	47,850	0	0	0	47,850
15. Totals	3,386,512	0	0	0	3,386,512
DETAILS OF WRITE-INS					
1301.					
1302.					
1303.					
1398. Summary of Line 13 from overflow page	0	0	0	0	0
1399. Totals (Lines 1301 thru 1303 plus 1398) (Line 13 above)	0	0	0	0	0

DIRECT DEATH BENEFITS AND MATURED ENDOWMENTS INCURRED	Ordinary		Credit Life (Group and Individual)		Group		Industrial		Total	
	1	2	3	4	5	6	7	8	9	10
	No.	Amount	No. of Ind.Pols. & Gr. Certifs.	Amount	No. of Certifs.	Amount	No.	Amount	No.	Amount
16. Unpaid December 31, prior year									0	0
17. Incurred during current year Settled during current year:									0	0
18.1 By payment in full									0	0
18.2 By payment on compromised claims									0	0
18.3 Totals paid	0	0	0	0	0	0	0	0	0	0
18.4 Reduction by compromise									0	0
18.5 Amount rejected									0	0
18.6 Total settlements	0	0	0	0	0	0	0	0	0	0
19. Unpaid Dec. 31, current year (16+17-18.6)	0	0	0	0	0	0	0	0	0	0
POLICY EXHIBIT					No. of Policies					
20. In force December 31, prior year	24	2,039,046	0 (a)	0	0	0	0	0	24	2,039,046
21. Issued during year									0	0
22. Other changes to in force (Net)	(5)	(119,134)							(5)	(119,134)
23. In force December 31 of current year	19	1,919,912	0 (a)	0	0	0	0	0	19	1,919,912

(a) Includes Individual Credit Life Insurance prior year \$, current year \$
Includes Group Credit Life Insurance Loans less than or equal to 60 months at issue, prior year \$, current year \$
Loans greater than 60 months at issue BUT NOT GREATER THAN 120 MONTHS, prior year \$, current year \$

ACCIDENT AND HEALTH INSURANCE

	1 Direct Premiums	2 Direct Premiums Earned	3 Dividends Paid Or Credited On Direct Business	4 Direct Losses Paid	5 Direct Losses Incurred
24. Group Policies (b)					
24.1 Federal Employees Health Benefits Plan premium (b)					
24.2 Credit (Group and Individual)					
24.3 Collectively renewable policies (b)					
24.4 Medicare Title XVIII exempt from state taxes or fees Other Individual Policies:					
25.1 Non-cancelable (b)					
25.2 Guaranteed renewable (b)					
25.3 Non-renewable for stated reasons only (b)					
25.4 Other accident only					
25.5 All other (b)					
25.6 Totals (sum of Lines 25.1 to 25.5)	0	0	0	0	0
26. Totals (Lines 24 + 24.1 + 24.2 + 24.3 + 24.4 + 25.6)	0	0	0	0	0

(b) For health business on indicated lines report: Number of persons insured under PPO managed care products 0 and number of persons insured under indemnity only products 0 .



ANNUAL STATEMENT FOR THE YEAR 2017 OF THE Integrity Life Insurance Company

DIRECT BUSINESS IN THE STATE OF Nevada

DURING THE YEAR 2017

NAIC Group Code 0836

NAIC Company Code 74780

LIFE INSURANCE					
DIRECT PREMIUMS AND ANNUITY CONSIDERATIONS	1 Ordinary	2 Credit Life (Group and Individual)	3 Group	4 Industrial	5 Total
1. Life insurance	132	0	0	0	132
2. Annuity considerations	10,443,057	0	0	0	10,443,057
3. Deposit-type contract funds		XXX		XXX	0
4. Other considerations					0
5. Totals (Sum of Lines 1 to 4)	10,443,189	0	0	0	10,443,189
DIRECT DIVIDENDS TO POLICYHOLDERS					
Life insurance:					
6.1 Paid in cash or left on deposit					0
6.2 Applied to pay renewal premiums					0
6.3 Applied to provide paid-up additions or shorten the endowment or premium-paying period					0
6.4 Other					0
6.5 Totals (Sum of Lines 6.1 to 6.4)	0	0	0	0	0
Annuities:					
7.1 Paid in cash or left on deposit					0
7.2 Applied to provide paid-up annuities					0
7.3 Other					0
7.4 Totals (Sum of Lines 7.1 to 7.3)	0	0	0	0	0
8. Grand Totals (Lines 6.5 plus 7.4)	0	0	0	0	0
DIRECT CLAIMS AND BENEFITS PAID					
9. Death benefits	54,829	0	0	0	54,829
10. Matured endowments					0
11. Annuity benefits	2,598,609	0	0	0	2,598,609
12. Surrender values and withdrawals for life contracts	3,404,175	0	0	0	3,404,175
13. Aggregate write-ins for miscellaneous direct claims and benefits paid	0	0	0	0	0
14. All other benefits, except accident and health	101,193	0	0	0	101,193
15. Totals	6,158,806	0	0	0	6,158,806
DETAILS OF WRITE-INS					
1301.					
1302.					
1303.					
1398. Summary of Line 13 from overflow page	0	0	0	0	0
1399. Totals (Lines 1301 thru 1303 plus 1398) (Line 13 above)	0	0	0	0	0

DIRECT DEATH BENEFITS AND MATURED ENDOWMENTS INCURRED	Ordinary		Credit Life (Group and Individual)		Group		Industrial		Total	
	1	2	3	4	5	6	7	8	9	10
	No.	Amount	No. of Ind.Pols. & Gr. Certifs.	Amount	No. of Certifs.	Amount	No.	Amount	No.	Amount
16. Unpaid December 31, prior year									0	0
17. Incurred during current year Settled during current year:	6	54,829							6	54,829
18.1 By payment in full	6	54,829							6	54,829
18.2 By payment on compromised claims									0	0
18.3 Totals paid	6	54,829	0	0	0	0	0	0	6	54,829
18.4 Reduction by compromise									0	0
18.5 Amount rejected									0	0
18.6 Total settlements	6	54,829	0	0	0	0	0	0	6	54,829
19. Unpaid Dec. 31, current year (16+17-18.6)	0	0	0	0	0	0	0	0	0	0
POLICY EXHIBIT					No. of Policies					
20. In force December 31, prior year	9	3,850,772	0	(a) 0	0	0	0	0	9	3,850,772
21. Issued during year									0	0
22. Other changes to in force (Net)	0	214,930							0	214,930
23. In force December 31 of current year	9	4,065,702	0	(a) 0	0	0	0	0	9	4,065,702

(a) Includes Individual Credit Life Insurance prior year \$, current year \$
Includes Group Credit Life Insurance Loans less than or equal to 60 months at issue, prior year \$, current year \$
Loans greater than 60 months at issue BUT NOT GREATER THAN 120 MONTHS, prior year \$, current year \$

ACCIDENT AND HEALTH INSURANCE

	1	2	3	4	5
	Direct Premiums	Direct Premiums Earned	Dividends Paid Or Credited On Direct Business	Direct Losses Paid	Direct Losses Incurred
24. Group Policies (b)					
24.1 Federal Employees Health Benefits Plan premium (b)					
24.2 Credit (Group and Individual)					
24.3 Collectively renewable policies (b)					
24.4 Medicare Title XVIII exempt from state taxes or fees Other Individual Policies:					
25.1 Non-cancelable (b)					
25.2 Guaranteed renewable (b)					
25.3 Non-renewable for stated reasons only (b)					
25.4 Other accident only					
25.5 All other (b)					
25.6 Totals (sum of Lines 25.1 to 25.5)	0	0	0	0	0
26. Totals (Lines 24 + 24.1 + 24.2 + 24.3 + 24.4 + 25.6)	0	0	0	0	0

(b) For health business on indicated lines report: Number of persons insured under PPO managed care products 0 and number of persons insured under indemnity only products 0 .



ANNUAL STATEMENT FOR THE YEAR 2017 OF THE Integrity Life Insurance Company

DIRECT BUSINESS IN THE STATE OF New Hampshire

DURING THE YEAR 2017

NAIC Group Code 0836

LIFE INSURANCE

NAIC Company Code 74780

	1	2	3	4	5
DIRECT PREMIUMS AND ANNUITY CONSIDERATIONS	Ordinary	Credit Life (Group and Individual)	Group	Industrial	Total
1. Life insurance					0
2. Annuity considerations	2,752,761	0	0	0	2,752,761
3. Deposit-type contract funds	126,581	XXX	0	XXX	126,581
4. Other considerations					0
5. Totals (Sum of Lines 1 to 4)	2,879,342	0	0	0	2,879,342
DIRECT DIVIDENDS TO POLICYHOLDERS					
Life insurance:					
6.1 Paid in cash or left on deposit					0
6.2 Applied to pay renewal premiums					0
6.3 Applied to provide paid-up additions or shorten the endowment or premium-paying period					0
6.4 Other					0
6.5 Totals (Sum of Lines 6.1 to 6.4)	0	0	0	0	0
Annuities:					
7.1 Paid in cash or left on deposit					0
7.2 Applied to provide paid-up annuities					0
7.3 Other					0
7.4 Totals (Sum of Lines 7.1 to 7.3)	0	0	0	0	0
8. Grand Totals (Lines 6.5 plus 7.4)	0	0	0	0	0
DIRECT CLAIMS AND BENEFITS PAID					
9. Death benefits					0
10. Matured endowments					0
11. Annuity benefits	144,440	0	0	0	144,440
12. Surrender values and withdrawals for life contracts	95,251	0	0	0	95,251
13. Aggregate write-ins for miscellaneous direct claims and benefits paid	0	0	0	0	0
14. All other benefits, except accident and health	13,501	0	0	0	13,501
15. Totals	253,192	0	0	0	253,192
DETAILS OF WRITE-INS					
1301.					
1302.					
1303.					
1398. Summary of Line 13 from overflow page	0	0	0	0	0
1399. Totals (Lines 1301 thru 1303 plus 1398) (Line 13 above)	0	0	0	0	0

DIRECT DEATH BENEFITS AND MATURED ENDOWMENTS INCURRED	Ordinary		Credit Life (Group and Individual)		Group		Industrial		Total	
	1	2	3	4	5	6	7	8	9	10
	No.	Amount	No. of Ind.Pols. & Gr. Certifs.	Amount	No. of Certifs.	Amount	No.	Amount	No.	Amount
16. Unpaid December 31, prior year									0	0
17. Incurred during current year Settled during current year:									0	0
18.1 By payment in full									0	0
18.2 By payment on compromised claims									0	0
18.3 Totals paid	0	0	0	0	0	0	0	0	0	0
18.4 Reduction by compromise									0	0
18.5 Amount rejected									0	0
18.6 Total settlements	0	0	0	0	0	0	0	0	0	0
19. Unpaid Dec. 31, current year (16+17-18.6)	0	0	0	0	0	0	0	0	0	0
POLICY EXHIBIT						No. of Policies				
20. In force December 31, prior year	1	255,016	0	(a) 0	0	0	0	0	1	255,016
21. Issued during year									0	0
22. Other changes to in force (Net)									0	0
23. In force December 31 of current year	1	255,016	0	(a) 0	0	0	0	0	1	255,016

(a) Includes Individual Credit Life Insurance prior year \$, current year \$
Includes Group Credit Life Insurance Loans less than or equal to 60 months at issue, prior year \$, current year \$
Loans greater than 60 months at issue BUT NOT GREATER THAN 120 MONTHS, prior year \$, current year \$

ACCIDENT AND HEALTH INSURANCE

	1	2	3	4	5
	Direct Premiums	Direct Premiums Earned	Dividends Paid Or Credited On Direct Business	Direct Losses Paid	Direct Losses Incurred
24. Group Policies (b)					
24.1 Federal Employees Health Benefits Plan premium (b)					
24.2 Credit (Group and Individual)					
24.3 Collectively renewable policies (b)					
24.4 Medicare Title XVIII exempt from state taxes or fees Other Individual Policies:					
25.1 Non-cancelable (b)					
25.2 Guaranteed renewable (b)					
25.3 Non-renewable for stated reasons only (b)					
25.4 Other accident only					
25.5 All other (b)					
25.6 Totals (sum of Lines 25.1 to 25.5)	0	0	0	0	0
26. Totals (Lines 24 + 24.1 + 24.2 + 24.3 + 24.4 + 25.6)	0	0	0	0	0

(b) For health business on indicated lines report: Number of persons insured under PPO managed care products 0 and number of persons insured under indemnity only products 0 .



ANNUAL STATEMENT FOR THE YEAR 2017 OF THE Integrity Life Insurance Company

DIRECT BUSINESS IN THE STATE OF New Jersey

DURING THE YEAR 2017

NAIC Group Code 0836

LIFE INSURANCE

NAIC Company Code 74780

	1	2	3	4	5
DIRECT PREMIUMS AND ANNUITY CONSIDERATIONS	Ordinary	Credit Life (Group and Individual)	Group	Industrial	Total
1. Life insurance					0
2. Annuity considerations	40,049,963	0	0	0	40,049,963
3. Deposit-type contract funds	2,719,847	XXX	0	XXX	2,719,847
4. Other considerations					0
5. Totals (Sum of Lines 1 to 4)	42,769,810	0	0	0	42,769,810
DIRECT DIVIDENDS TO POLICYHOLDERS					
Life insurance:					
6.1 Paid in cash or left on deposit					0
6.2 Applied to pay renewal premiums					0
6.3 Applied to provide paid-up additions or shorten the endowment or premium-paying period					0
6.4 Other					0
6.5 Totals (Sum of Lines 6.1 to 6.4)	0	0	0	0	0
Annuities:					
7.1 Paid in cash or left on deposit					0
7.2 Applied to provide paid-up annuities					0
7.3 Other					0
7.4 Totals (Sum of Lines 7.1 to 7.3)	0	0	0	0	0
8. Grand Totals (Lines 6.5 plus 7.4)	0	0	0	0	0
DIRECT CLAIMS AND BENEFITS PAID					
9. Death benefits	14,926	0	0	0	14,926
10. Matured endowments					0
11. Annuity benefits	13,592,729	0	0	0	13,592,729
12. Surrender values and withdrawals for life contracts	23,945,456	0	0	0	23,945,456
13. Aggregate write-ins for miscellaneous direct claims and benefits paid	0	0	0	0	0
14. All other benefits, except accident and health	773,045	0	0	0	773,045
15. Totals	38,326,156	0	0	0	38,326,156
DETAILS OF WRITE-INS					
1301.					
1302.					
1303.					
1398. Summary of Line 13 from overflow page	0	0	0	0	0
1399. Totals (Lines 1301 thru 1303 plus 1398) (Line 13 above)	0	0	0	0	0

DIRECT DEATH BENEFITS AND MATURED ENDOWMENTS INCURRED	Ordinary		Credit Life (Group and Individual)		Group		Industrial		Total	
	1	2	3	4	5	6	7	8	9	10
	No.	Amount	No. of Ind.Pols. & Gr. Certifs.	Amount	No. of Certifs.	Amount	No.	Amount	No.	Amount
16. Unpaid December 31, prior year									0	0
17. Incurred during current year	11	14,926							11	14,926
Settled during current year:										
18.1 By payment in full	11	14,926							11	14,926
18.2 By payment on compromised claims									0	0
18.3 Totals paid	11	14,926	0	0	0	0	0	0	11	14,926
18.4 Reduction by compromise									0	0
18.5 Amount rejected									0	0
18.6 Total settlements	11	14,926	0	0	0	0	0	0	11	14,926
19. Unpaid Dec. 31, current year (16+17-18.6)	0	0	0	0	0	0	0	0	0	0
POLICY EXHIBIT						No. of Policies				
20. In force December 31, prior year	64	12,480,369	0 (a)	0	0	0	0	0	64	12,480,369
21. Issued during year									0	0
22. Other changes to in force (Net)	(3)	167,106							(3)	167,106
23. In force December 31 of current year	61	12,647,475	0 (a)	0	0	0	0	0	61	12,647,475

(a) Includes Individual Credit Life Insurance prior year \$, current year \$
Includes Group Credit Life Insurance Loans less than or equal to 60 months at issue, prior year \$, current year \$
Loans greater than 60 months at issue BUT NOT GREATER THAN 120 MONTHS, prior year \$, current year \$

ACCIDENT AND HEALTH INSURANCE

	1	2	3	4	5
	Direct Premiums	Direct Premiums Earned	Dividends Paid Or Credited On Direct Business	Direct Losses Paid	Direct Losses Incurred
24. Group Policies (b)					
24.1 Federal Employees Health Benefits Plan premium (b)					
24.2 Credit (Group and Individual)					
24.3 Collectively renewable policies (b)					
24.4 Medicare Title XVIII exempt from state taxes or fees Other Individual Policies:					
25.1 Non-cancelable (b)					
25.2 Guaranteed renewable (b)					
25.3 Non-renewable for stated reasons only (b)					
25.4 Other accident only					
25.5 All other (b)					
25.6 Totals (sum of Lines 25.1 to 25.5)	0	0	0	0	0
26. Totals (Lines 24 + 24.1 + 24.2 + 24.3 + 24.4 + 25.6)	0	0	0	0	0

(b) For health business on indicated lines report: Number of persons insured under PPO managed care products 0 and number of persons insured under indemnity only products 0 .



ANNUAL STATEMENT FOR THE YEAR 2017 OF THE Integrity Life Insurance Company

DIRECT BUSINESS IN THE STATE OF New Mexico

DURING THE YEAR 2017

NAIC Group Code 0836

LIFE INSURANCE

NAIC Company Code 74780

DIRECT PREMIUMS AND ANNUITY CONSIDERATIONS	1	2	3	4	5
	Ordinary	Credit Life (Group and Individual)	Group	Industrial	Total
1. Life insurance	5,679	0	0	0	5,679
2. Annuity considerations	1,799,628	0	0	0	1,799,628
3. Deposit-type contract funds		XXX		XXX	0
4. Other considerations					0
5. Totals (Sum of Lines 1 to 4)	1,805,307	0	0	0	1,805,307
DIRECT DIVIDENDS TO POLICYHOLDERS					
Life insurance:					
6.1 Paid in cash or left on deposit					0
6.2 Applied to pay renewal premiums					0
6.3 Applied to provide paid-up additions or shorten the endowment or premium-paying period					0
6.4 Other					0
6.5 Totals (Sum of Lines 6.1 to 6.4)	0	0	0	0	0
Annuities:					
7.1 Paid in cash or left on deposit					0
7.2 Applied to provide paid-up annuities					0
7.3 Other					0
7.4 Totals (Sum of Lines 7.1 to 7.3)	0	0	0	0	0
8. Grand Totals (Lines 6.5 plus 7.4)	0	0	0	0	0
DIRECT CLAIMS AND BENEFITS PAID					
9. Death benefits					0
10. Matured endowments					0
11. Annuity benefits	651,864	0	0	0	651,864
12. Surrender values and withdrawals for life contracts	1,829,431	0	0	0	1,829,431
13. Aggregate write-ins for miscellaneous direct claims and benefits paid	0	0	0	0	0
14. All other benefits, except accident and health	29,393	0	0	0	29,393
15. Totals	2,510,688	0	0	0	2,510,688
DETAILS OF WRITE-INS					
1301.					
1302.					
1303.					
1398. Summary of Line 13 from overflow page	0	0	0	0	0
1399. Totals (Lines 1301 thru 1303 plus 1398) (Line 13 above)	0	0	0	0	0

DIRECT DEATH BENEFITS AND MATURED ENDOWMENTS INCURRED	Ordinary		Credit Life (Group and Individual)		Group		Industrial		Total	
	1	2	3	4	5	6	7	8	9	10
	No.	Amount	No. of Ind.Pols. & Gr. Certifs.	Amount	No. of Certifs.	Amount	No.	Amount	No.	Amount
16. Unpaid December 31, prior year									0	0
17. Incurred during current year Settled during current year:									0	0
18.1 By payment in full									0	0
18.2 By payment on compromised claims									0	0
18.3 Totals paid	0	0	0	0	0	0	0	0	0	0
18.4 Reduction by compromise									0	0
18.5 Amount rejected									0	0
18.6 Total settlements	0	0	0	0	0	0	0	0	0	0
19. Unpaid Dec. 31, current year (16+17-18.6)	0	0	0	0	0	0	0	0	0	0
POLICY EXHIBIT					No. of Policies					
20. In force December 31, prior year	13	1,778,825	0 (a)	0	0	0	0	0	13	1,778,825
21. Issued during year									0	0
22. Other changes to in force (Net)	(2)	(401,269)							(2)	(401,269)
23. In force December 31 of current year	11	1,377,556	0 (a)	0	0	0	0	0	11	1,377,556

(a) Includes Individual Credit Life Insurance prior year \$, current year \$
Includes Group Credit Life Insurance Loans less than or equal to 60 months at issue, prior year \$, current year \$
Loans greater than 60 months at issue BUT NOT GREATER THAN 120 MONTHS, prior year \$, current year \$

ACCIDENT AND HEALTH INSURANCE

	1	2	3	4	5
	Direct Premiums	Direct Premiums Earned	Dividends Paid Or Credited On Direct Business	Direct Losses Paid	Direct Losses Incurred
24. Group Policies (b)					
24.1 Federal Employees Health Benefits Plan premium (b)					
24.2 Credit (Group and Individual)					
24.3 Collectively renewable policies (b)					
24.4 Medicare Title XVIII exempt from state taxes or fees Other Individual Policies:					
25.1 Non-cancelable (b)					
25.2 Guaranteed renewable (b)					
25.3 Non-renewable for stated reasons only (b)					
25.4 Other accident only					
25.5 All other (b)					
25.6 Totals (sum of Lines 25.1 to 25.5)	0	0	0	0	0
26. Totals (Lines 24 + 24.1 + 24.2 + 24.3 + 24.4 + 25.6)	0	0	0	0	0

(b) For health business on indicated lines report: Number of persons insured under PPO managed care products 0 and number of persons insured under indemnity only products 0 .



ANNUAL STATEMENT FOR THE YEAR 2017 OF THE Integrity Life Insurance Company

DIRECT BUSINESS IN THE STATE OF New York

DURING THE YEAR 2017

NAIC Group Code 0836

LIFE INSURANCE

NAIC Company Code 74780

	1	2	3	4	5
DIRECT PREMIUMS AND ANNUITY CONSIDERATIONS	Ordinary	Credit Life (Group and Individual)	Group	Industrial	Total
1. Life insurance					0
2. Annuity considerations	4,496,152	0	0	0	4,496,152
3. Deposit-type contract funds		XXX		XXX	0
4. Other considerations					0
5. Totals (Sum of Lines 1 to 4)	4,496,152	0	0	0	4,496,152
DIRECT DIVIDENDS TO POLICYHOLDERS					
Life insurance:					
6.1 Paid in cash or left on deposit					0
6.2 Applied to pay renewal premiums					0
6.3 Applied to provide paid-up additions or shorten the endowment or premium-paying period					0
6.4 Other					0
6.5 Totals (Sum of Lines 6.1 to 6.4)	0	0	0	0	0
Annuities:					
7.1 Paid in cash or left on deposit					0
7.2 Applied to provide paid-up annuities					0
7.3 Other					0
7.4 Totals (Sum of Lines 7.1 to 7.3)	0	0	0	0	0
8. Grand Totals (Lines 6.5 plus 7.4)	0	0	0	0	0
DIRECT CLAIMS AND BENEFITS PAID					
9. Death benefits					0
10. Matured endowments					0
11. Annuity benefits	3,654,892	0	0	0	3,654,892
12. Surrender values and withdrawals for life contracts	5,199,779	0	0	0	5,199,779
13. Aggregate write-ins for miscellaneous direct claims and benefits paid	0	0	0	0	0
14. All other benefits, except accident and health	407,385	0	0	0	407,385
15. Totals	9,262,056	0	0	0	9,262,056
DETAILS OF WRITE-INS					
1301.					
1302.					
1303.					
1398. Summary of Line 13 from overflow page	0	0	0	0	0
1399. Totals (Lines 1301 thru 1303 plus 1398) (Line 13 above)	0	0	0	0	0

DIRECT DEATH BENEFITS AND MATURED ENDOWMENTS INCURRED	Ordinary		Credit Life (Group and Individual)		Group		Industrial		Total	
	1	2	3	4	5	6	7	8	9	10
	No.	Amount	No. of Ind.Pols. & Gr. Certifs.	Amount	No. of Certifs.	Amount	No.	Amount	No.	Amount
16. Unpaid December 31, prior year									0	0
17. Incurred during current year Settled during current year:									0	0
18.1 By payment in full									0	0
18.2 By payment on compromised claims									0	0
18.3 Totals paid	0	0	0	0	0	0	0	0	0	0
18.4 Reduction by compromise									0	0
18.5 Amount rejected									0	0
18.6 Total settlements	0	0	0	0	0	0	0	0	0	0
19. Unpaid Dec. 31, current year (16+17-18.6)	0	0	0	0	0	0	0	0	0	0
POLICY EXHIBIT					No. of Policies					
20. In force December 31, prior year	24	3,049,198	0 (a)	0	0	0	0	0	24	3,049,198
21. Issued during year									0	0
22. Other changes to in force (Net)	0	21,827							0	21,827
23. In force December 31 of current year	24	3,071,025	0 (a)	0	0	0	0	0	24	3,071,025

(a) Includes Individual Credit Life Insurance prior year \$, current year \$
Includes Group Credit Life Insurance Loans less than or equal to 60 months at issue, prior year \$, current year \$
Loans greater than 60 months at issue BUT NOT GREATER THAN 120 MONTHS, prior year \$, current year \$

ACCIDENT AND HEALTH INSURANCE

	1	2	3	4	5
	Direct Premiums	Direct Premiums Earned	Dividends Paid Or Credited On Direct Business	Direct Losses Paid	Direct Losses Incurred
24. Group Policies (b)					
24.1 Federal Employees Health Benefits Plan premium (b)					
24.2 Credit (Group and Individual)					
24.3 Collectively renewable policies (b)					
24.4 Medicare Title XVIII exempt from state taxes or fees Other Individual Policies:					
25.1 Non-cancelable (b)					
25.2 Guaranteed renewable (b)					
25.3 Non-renewable for stated reasons only (b)					
25.4 Other accident only					
25.5 All other (b)					
25.6 Totals (sum of Lines 25.1 to 25.5)	0	0	0	0	0
26. Totals (Lines 24 + 24.1 + 24.2 + 24.3 + 24.4 + 25.6)	0	0	0	0	0

(b) For health business on indicated lines report: Number of persons insured under PPO managed care products 0 and number of persons
insured under indemnity only products 0 .



ANNUAL STATEMENT FOR THE YEAR 2017 OF THE Integrity Life Insurance Company

DIRECT BUSINESS IN THE STATE OF North Carolina

DURING THE YEAR 2017

NAIC Group Code 0836

LIFE INSURANCE

NAIC Company Code 74780

DIRECT PREMIUMS AND ANNUITY CONSIDERATIONS	1 Ordinary	2 Credit Life (Group and Individual)	3 Group	4 Industrial	5 Total
1. Life insurance	327	0	0	0	327
2. Annuity considerations	26,388,093	0	0	0	26,388,093
3. Deposit-type contract funds	1,285,455	XXX	0	XXX	1,285,455
4. Other considerations					0
5. Totals (Sum of Lines 1 to 4)	27,673,875	0	0	0	27,673,875
DIRECT DIVIDENDS TO POLICYHOLDERS					
Life insurance:					
6.1 Paid in cash or left on deposit					0
6.2 Applied to pay renewal premiums					0
6.3 Applied to provide paid-up additions or shorten the endowment or premium-paying period					0
6.4 Other					0
6.5 Totals (Sum of Lines 6.1 to 6.4)	0	0	0	0	0
Annuities:					
7.1 Paid in cash or left on deposit					0
7.2 Applied to provide paid-up annuities					0
7.3 Other					0
7.4 Totals (Sum of Lines 7.1 to 7.3)	0	0	0	0	0
8. Grand Totals (Lines 6.5 plus 7.4)	0	0	0	0	0
DIRECT CLAIMS AND BENEFITS PAID					
9. Death benefits	150,871	0	0	0	150,871
10. Matured endowments					0
11. Annuity benefits	6,722,925	0	0	0	6,722,925
12. Surrender values and withdrawals for life contracts	11,497,587	0	0	0	11,497,587
13. Aggregate write-ins for miscellaneous direct claims and benefits paid	0	0	0	0	0
14. All other benefits, except accident and health	202,018	0	0	0	202,018
15. Totals	18,573,401	0	0	0	18,573,401
DETAILS OF WRITE-INS					
1301.					
1302.					
1303.					
1398. Summary of Line 13 from overflow page	0	0	0	0	0
1399. Totals (Lines 1301 thru 1303 plus 1398) (Line 13 above)	0	0	0	0	0

DIRECT DEATH BENEFITS AND MATURED ENDOWMENTS INCURRED	Ordinary		Credit Life (Group and Individual)		Group		Industrial		Total	
	1	2	3	4	5	6	7	8	9	10
	No.	Amount	No. of Ind.Pols. & Gr. Certifs.	Amount	No. of Certifs.	Amount	No.	Amount	No.	Amount
16. Unpaid December 31, prior year									0	0
17. Incurred during current year Settled during current year:	7	150,871							7	150,871
18.1 By payment in full	7	150,871							7	150,871
18.2 By payment on compromised claims									0	0
18.3 Totals paid	7	150,871	0	0	0	0	0	0	7	150,871
18.4 Reduction by compromise									0	0
18.5 Amount rejected									0	0
18.6 Total settlements	7	150,871	0	0	0	0	0	0	7	150,871
19. Unpaid Dec. 31, current year (16+17-18.6)	0	0	0	0	0	0	0	0	0	0
POLICY EXHIBIT						No. of Policies				
20. In force December 31, prior year	21	3,012,826	0 (a)	0	0	0	0	0	21	3,012,826
21. Issued during year									0	0
22. Other changes to in force (Net)	(4)	(219,926)							(4)	(219,926)
23. In force December 31 of current year	17	2,792,900	0 (a)	0	0	0	0	0	17	2,792,900

(a) Includes Individual Credit Life Insurance prior year \$, current year \$
Includes Group Credit Life Insurance Loans less than or equal to 60 months at issue, prior year \$, current year \$
Loans greater than 60 months at issue BUT NOT GREATER THAN 120 MONTHS, prior year \$, current year \$

ACCIDENT AND HEALTH INSURANCE

	1	2	3	4	5
	Direct Premiums	Direct Premiums Earned	Dividends Paid Or Credited On Direct Business	Direct Losses Paid	Direct Losses Incurred
24. Group Policies (b)					
24.1 Federal Employees Health Benefits Plan premium (b)					
24.2 Credit (Group and Individual)					
24.3 Collectively renewable policies (b)					
24.4 Medicare Title XVIII exempt from state taxes or fees Other Individual Policies:					
25.1 Non-cancelable (b)					
25.2 Guaranteed renewable (b)					
25.3 Non-renewable for stated reasons only (b)					
25.4 Other accident only					
25.5 All other (b)					
25.6 Totals (sum of Lines 25.1 to 25.5)	0	0	0	0	0
26. Totals (Lines 24 + 24.1 + 24.2 + 24.3 + 24.4 + 25.6)	0	0	0	0	0

(b) For health business on indicated lines report: Number of persons insured under PPO managed care products 0 and number of persons insured under indemnity only products 0 .



ANNUAL STATEMENT FOR THE YEAR 2017 OF THE Integrity Life Insurance Company

DIRECT BUSINESS IN THE STATE OF North Dakota

DURING THE YEAR 2017

NAIC Group Code 0836

LIFE INSURANCE

NAIC Company Code 74780

	1	2	3	4	5
DIRECT PREMIUMS AND ANNUITY CONSIDERATIONS	Ordinary	Credit Life (Group and Individual)	Group	Industrial	Total
1. Life insurance					0
2. Annuity considerations	251,200	0	0	0	251,200
3. Deposit-type contract funds	150,272	XXX	0	XXX	150,272
4. Other considerations					0
5. Totals (Sum of Lines 1 to 4)	401,472	0	0	0	401,472
DIRECT DIVIDENDS TO POLICYHOLDERS					
Life insurance:					
6.1 Paid in cash or left on deposit					0
6.2 Applied to pay renewal premiums					0
6.3 Applied to provide paid-up additions or shorten the endowment or premium-paying period					0
6.4 Other					0
6.5 Totals (Sum of Lines 6.1 to 6.4)	0	0	0	0	0
Annuities:					
7.1 Paid in cash or left on deposit					0
7.2 Applied to provide paid-up annuities					0
7.3 Other					0
7.4 Totals (Sum of Lines 7.1 to 7.3)	0	0	0	0	0
8. Grand Totals (Lines 6.5 plus 7.4)	0	0	0	0	0
DIRECT CLAIMS AND BENEFITS PAID					
9. Death benefits					0
10. Matured endowments					0
11. Annuity benefits	349,794	0	0	0	349,794
12. Surrender values and withdrawals for life contracts	100,018	0	0	0	100,018
13. Aggregate write-ins for miscellaneous direct claims and benefits paid	0	0	0	0	0
14. All other benefits, except accident and health	23,431	0	0	0	23,431
15. Totals	473,243	0	0	0	473,243
DETAILS OF WRITE-INS					
1301.					
1302.					
1303.					
1398. Summary of Line 13 from overflow page	0	0	0	0	0
1399. Totals (Lines 1301 thru 1303 plus 1398) (Line 13 above)	0	0	0	0	0

DIRECT DEATH BENEFITS AND MATURED ENDOWMENTS INCURRED	Ordinary		Credit Life (Group and Individual)		Group		Industrial		Total	
	1	2	3	4	5	6	7	8	9	10
	No.	Amount	No. of Ind.Pols. & Gr. Certifs.	Amount	No. of Certifs.	Amount	No.	Amount	No.	Amount
16. Unpaid December 31, prior year									0	0
17. Incurred during current year Settled during current year:									0	0
18.1 By payment in full									0	0
18.2 By payment on compromised claims									0	0
18.3 Totals paid	0	0	0	0	0	0	0	0	0	0
18.4 Reduction by compromise									0	0
18.5 Amount rejected									0	0
18.6 Total settlements	0	0	0	0	0	0	0	0	0	0
19. Unpaid Dec. 31, current year (16+17-18.6)	0	0	0	0	0	0	0	0	0	0
POLICY EXHIBIT					No. of Policies					
20. In force December 31, prior year	3	80,934	0 (a)	0	0	0	0	0	3	80,934
21. Issued during year									0	0
22. Other changes to in force (Net)	0	800							0	800
23. In force December 31 of current year	3	81,734	0 (a)	0	0	0	0	0	3	81,734

(a) Includes Individual Credit Life Insurance prior year \$, current year \$
Includes Group Credit Life Insurance Loans less than or equal to 60 months at issue, prior year \$, current year \$
Loans greater than 60 months at issue BUT NOT GREATER THAN 120 MONTHS, prior year \$, current year \$

ACCIDENT AND HEALTH INSURANCE

	1	2	3	4	5
	Direct Premiums	Direct Premiums Earned	Dividends Paid Or Credited On Direct Business	Direct Losses Paid	Direct Losses Incurred
24. Group Policies (b)					
24.1 Federal Employees Health Benefits Plan premium (b)					
24.2 Credit (Group and Individual)					
24.3 Collectively renewable policies (b)					
24.4 Medicare Title XVIII exempt from state taxes or fees Other Individual Policies:					
25.1 Non-cancelable (b)					
25.2 Guaranteed renewable (b)					
25.3 Non-renewable for stated reasons only (b)					
25.4 Other accident only					
25.5 All other (b)					
25.6 Totals (sum of Lines 25.1 to 25.5)	0	0	0	0	0
26. Totals (Lines 24 + 24.1 + 24.2 + 24.3 + 24.4 + 25.6)	0	0	0	0	0

(b) For health business on indicated lines report: Number of persons insured under PPO managed care products 0 and number of persons insured under indemnity only products 0 .



ANNUAL STATEMENT FOR THE YEAR 2017 OF THE Integrity Life Insurance Company

DIRECT BUSINESS IN THE STATE OF Ohio

DURING THE YEAR 2017

NAIC Group Code 0836

LIFE INSURANCE

NAIC Company Code 74780

	1	2	3	4	5
DIRECT PREMIUMS AND ANNUITY CONSIDERATIONS	Ordinary	Credit Life (Group and Individual)	Group	Industrial	Total
1. Life insurance	112,215	0	0	0	112,215
2. Annuity considerations	82,661,471	0	0	0	82,661,471
3. Deposit-type contract funds	1,808,733,227	XXX	0	XXX	1,808,733,227
4. Other considerations					0
5. Totals (Sum of Lines 1 to 4)	1,891,506,913	0	0	0	1,891,506,913
DIRECT DIVIDENDS TO POLICYHOLDERS					
Life insurance:					
6.1 Paid in cash or left on deposit					0
6.2 Applied to pay renewal premiums					0
6.3 Applied to provide paid-up additions or shorten the endowment or premium-paying period					0
6.4 Other					0
6.5 Totals (Sum of Lines 6.1 to 6.4)	0	0	0	0	0
Annuities:					
7.1 Paid in cash or left on deposit					0
7.2 Applied to provide paid-up annuities					0
7.3 Other					0
7.4 Totals (Sum of Lines 7.1 to 7.3)	0	0	0	0	0
8. Grand Totals (Lines 6.5 plus 7.4)	0	0	0	0	0
DIRECT CLAIMS AND BENEFITS PAID					
9. Death benefits	439,552	0	0	0	439,552
10. Matured endowments					0
11. Annuity benefits	15,292,842	0	0	0	15,292,842
12. Surrender values and withdrawals for life contracts	24,390,554	0	0	0	24,390,554
13. Aggregate write-ins for miscellaneous direct claims and benefits paid	0	0	0	0	0
14. All other benefits, except accident and health	617,688	0	0	0	617,688
15. Totals	40,740,636	0	0	0	40,740,636
DETAILS OF WRITE-INS					
1301.					
1302.					
1303.					
1398. Summary of Line 13 from overflow page	0	0	0	0	0
1399. Totals (Lines 1301 thru 1303 plus 1398) (Line 13 above)	0	0	0	0	0

DIRECT DEATH BENEFITS AND MATURED ENDOWMENTS INCURRED	Ordinary		Credit Life (Group and Individual)		Group		Industrial		Total	
	1	2	3	4	5	6	7	8	9	10
	No.	Amount	No. of Ind.Pols. & Gr. Certifs.	Amount	No. of Certifs.	Amount	No.	Amount	No.	Amount
16. Unpaid December 31, prior year									0	0
17. Incurred during current year	19	439,552							19	439,552
Settled during current year:										
18.1 By payment in full	19	439,552							19	439,552
18.2 By payment on compromised claims									0	0
18.3 Totals paid	19	439,552	0	0	0	0	0	0	19	439,552
18.4 Reduction by compromise									0	0
18.5 Amount rejected									0	0
18.6 Total settlements	19	439,552	0	0	0	0	0	0	19	439,552
19. Unpaid Dec. 31, current year (16+17-18.6)	0	0	0	0	0	0	0	0	0	0
POLICY EXHIBIT						No. of Policies				
20. In force December 31, prior year	112	20,065,874	0 (a)	0	0	0	0	0	112	20,065,874
21. Issued during year									0	0
22. Other changes to in force (Net)	(10)	(1,802,180)							(10)	(1,802,180)
23. In force December 31 of current year	102	18,263,694	0 (a)	0	0	0	0	0	102	18,263,694

(a) Includes Individual Credit Life Insurance prior year \$, current year \$
Includes Group Credit Life Insurance Loans less than or equal to 60 months at issue, prior year \$, current year \$
Loans greater than 60 months at issue BUT NOT GREATER THAN 120 MONTHS, prior year \$, current year \$

ACCIDENT AND HEALTH INSURANCE

	1	2	3	4	5
	Direct Premiums	Direct Premiums Earned	Dividends Paid Or Credited On Direct Business	Direct Losses Paid	Direct Losses Incurred
24. Group Policies (b)					
24.1 Federal Employees Health Benefits Plan premium (b)					
24.2 Credit (Group and Individual)					
24.3 Collectively renewable policies (b)					
24.4 Medicare Title XVIII exempt from state taxes or fees Other Individual Policies:					
25.1 Non-cancelable (b)					
25.2 Guaranteed renewable (b)					
25.3 Non-renewable for stated reasons only (b)					
25.4 Other accident only					
25.5 All other (b)					
25.6 Totals (sum of Lines 25.1 to 25.5)	0	0	0	0	0
26. Totals (Lines 24 + 24.1 + 24.2 + 24.3 + 24.4 + 25.6)	0	0	0	0	0

(b) For health business on indicated lines report: Number of persons insured under PPO managed care products 0 and number of persons insured under indemnity only products 0 .



ANNUAL STATEMENT FOR THE YEAR 2017 OF THE Integrity Life Insurance Company

DIRECT BUSINESS IN THE STATE OF Oklahoma

DURING THE YEAR 2017

NAIC Group Code 0836

LIFE INSURANCE

NAIC Company Code 74780

	1	2	3	4	5
DIRECT PREMIUMS AND ANNUITY CONSIDERATIONS	Ordinary	Credit Life (Group and Individual)	Group	Industrial	Total
1. Life insurance	19,948	0	0	0	19,948
2. Annuity considerations	8,494,264	0	0	0	8,494,264
3. Deposit-type contract funds	630,148	XXX	0	XXX	630,148
4. Other considerations					0
5. Totals (Sum of Lines 1 to 4)	9,144,360	0	0	0	9,144,360
DIRECT DIVIDENDS TO POLICYHOLDERS					
Life insurance:					
6.1 Paid in cash or left on deposit					0
6.2 Applied to pay renewal premiums					0
6.3 Applied to provide paid-up additions or shorten the endowment or premium-paying period					0
6.4 Other					0
6.5 Totals (Sum of Lines 6.1 to 6.4)	0	0	0	0	0
Annuities:					
7.1 Paid in cash or left on deposit					0
7.2 Applied to provide paid-up annuities					0
7.3 Other					0
7.4 Totals (Sum of Lines 7.1 to 7.3)	0	0	0	0	0
8. Grand Totals (Lines 6.5 plus 7.4)	0	0	0	0	0
DIRECT CLAIMS AND BENEFITS PAID					
9. Death benefits					0
10. Matured endowments					0
11. Annuity benefits	4,144,237	0	0	0	4,144,237
12. Surrender values and withdrawals for life contracts	4,543,270	0	0	0	4,543,270
13. Aggregate write-ins for miscellaneous direct claims and benefits paid	0	0	0	0	0
14. All other benefits, except accident and health	47,299	0	0	0	47,299
15. Totals	8,734,806	0	0	0	8,734,806
DETAILS OF WRITE-INS					
1301.					
1302.					
1303.					
1398. Summary of Line 13 from overflow page	0	0	0	0	0
1399. Totals (Lines 1301 thru 1303 plus 1398) (Line 13 above)	0	0	0	0	0

DIRECT DEATH BENEFITS AND MATURED ENDOWMENTS INCURRED	Ordinary		Credit Life (Group and Individual)		Group		Industrial		Total	
	1	2	3	4	5	6	7	8	9	10
	No.	Amount	No. of Ind.Pols. & Gr. Certifs.	Amount	No. of Certifs.	Amount	No.	Amount	No.	Amount
16. Unpaid December 31, prior year									0	0
17. Incurred during current year Settled during current year:									0	0
18.1 By payment in full									0	0
18.2 By payment on compromised claims									0	0
18.3 Totals paid	0	0	0	0	0	0	0	0	0	0
18.4 Reduction by compromise									0	0
18.5 Amount rejected									0	0
18.6 Total settlements	0	0	0	0	0	0	0	0	0	0
19. Unpaid Dec. 31, current year (16+17-18.6)	0	0	0	0	0	0	0	0	0	0
POLICY EXHIBIT					No. of Policies					
20. In force December 31, prior year	23	3,757,007	0 (a)	0	0	0	0	0	23	3,757,007
21. Issued during year									0	0
22. Other changes to in force (Net)	0	(61,129)							0	(61,129)
23. In force December 31 of current year	23	3,695,878	0 (a)	0	0	0	0	0	23	3,695,878

(a) Includes Individual Credit Life Insurance prior year \$, current year \$
Includes Group Credit Life Insurance Loans less than or equal to 60 months at issue, prior year \$, current year \$
Loans greater than 60 months at issue BUT NOT GREATER THAN 120 MONTHS, prior year \$, current year \$

ACCIDENT AND HEALTH INSURANCE

	1	2	3	4	5
	Direct Premiums	Direct Premiums Earned	Dividends Paid Or Credited On Direct Business	Direct Losses Paid	Direct Losses Incurred
24. Group Policies (b)					
24.1 Federal Employees Health Benefits Plan premium (b)					
24.2 Credit (Group and Individual)					
24.3 Collectively renewable policies (b)					
24.4 Medicare Title XVIII exempt from state taxes or fees Other Individual Policies:					
25.1 Non-cancelable (b)					
25.2 Guaranteed renewable (b)					
25.3 Non-renewable for stated reasons only (b)					
25.4 Other accident only					
25.5 All other (b)					
25.6 Totals (sum of Lines 25.1 to 25.5)	0	0	0	0	0
26. Totals (Lines 24 + 24.1 + 24.2 + 24.3 + 24.4 + 25.6)	0	0	0	0	0

(b) For health business on indicated lines report: Number of persons insured under PPO managed care products 0 and number of persons
insured under indemnity only products 0 .



ANNUAL STATEMENT FOR THE YEAR 2017 OF THE Integrity Life Insurance Company

DIRECT BUSINESS IN THE STATE OF Oregon

DURING THE YEAR 2017

NAIC Group Code 0836

LIFE INSURANCE

NAIC Company Code 74780

DIRECT PREMIUMS AND ANNUITY CONSIDERATIONS	1 Ordinary	2 Credit Life (Group and Individual)	3 Group	4 Industrial	5 Total
1. Life insurance	7,562	0	0	0	7,562
2. Annuity considerations	14,148,584	0	0	0	14,148,584
3. Deposit-type contract funds	370,000	XXX	0	XXX	370,000
4. Other considerations					0
5. Totals (Sum of Lines 1 to 4)	14,526,146	0	0	0	14,526,146
DIRECT DIVIDENDS TO POLICYHOLDERS					
Life insurance:					
6.1 Paid in cash or left on deposit					0
6.2 Applied to pay renewal premiums					0
6.3 Applied to provide paid-up additions or shorten the endowment or premium-paying period					0
6.4 Other					0
6.5 Totals (Sum of Lines 6.1 to 6.4)	0	0	0	0	0
Annuities:					
7.1 Paid in cash or left on deposit					0
7.2 Applied to provide paid-up annuities					0
7.3 Other					0
7.4 Totals (Sum of Lines 7.1 to 7.3)	0	0	0	0	0
8. Grand Totals (Lines 6.5 plus 7.4)	0	0	0	0	0
DIRECT CLAIMS AND BENEFITS PAID					
9. Death benefits	66,683	0	0	0	66,683
10. Matured endowments					0
11. Annuity benefits	4,773,002	0	199,082	0	4,972,084
12. Surrender values and withdrawals for life contracts	7,145,456	0	0	0	7,145,456
13. Aggregate write-ins for miscellaneous direct claims and benefits paid	0	0	0	0	0
14. All other benefits, except accident and health	849,232	0	0	0	849,232
15. Totals	12,834,373	0	199,082	0	13,033,455
DETAILS OF WRITE-INS					
1301.					
1302.					
1303.					
1398. Summary of Line 13 from overflow page	0	0	0	0	0
1399. Totals (Lines 1301 thru 1303 plus 1398) (Line 13 above)	0	0	0	0	0

DIRECT DEATH BENEFITS AND MATURED ENDOWMENTS INCURRED	Ordinary		Credit Life (Group and Individual)		Group		Industrial		Total	
	1	2	3	4	5	6	7	8	9	10
	No.	Amount	No. of Ind.Pols. & Gr. Certifs.	Amount	No. of Certifs.	Amount	No.	Amount	No.	Amount
16. Unpaid December 31, prior year									0	0
17. Incurred during current year Settled during current year:	3	66,683							3	66,683
18.1 By payment in full	3	66,683							3	66,683
18.2 By payment on compromised claims									0	0
18.3 Totals paid	3	66,683	0	0	0	0	0	0	3	66,683
18.4 Reduction by compromise									0	0
18.5 Amount rejected									0	0
18.6 Total settlements	3	66,683	0	0	0	0	0	0	3	66,683
19. Unpaid Dec. 31, current year (16+17-18.6)	0	0	0	0	0	0	0	0	0	0
POLICY EXHIBIT						No. of Policies				
20. In force December 31, prior year	29	5,403,360	0 (a)	0	0	0	0	0	29	5,403,360
21. Issued during year									0	0
22. Other changes to in force (Net)	(2)	(108,327)							(2)	(108,327)
23. In force December 31 of current year	27	5,295,033	0 (a)	0	0	0	0	0	27	5,295,033

(a) Includes Individual Credit Life Insurance prior year \$, current year \$
Includes Group Credit Life Insurance Loans less than or equal to 60 months at issue, prior year \$, current year \$
Loans greater than 60 months at issue BUT NOT GREATER THAN 120 MONTHS, prior year \$, current year \$

ACCIDENT AND HEALTH INSURANCE

	1	2	3	4	5
	Direct Premiums	Direct Premiums Earned	Dividends Paid Or Credited On Direct Business	Direct Losses Paid	Direct Losses Incurred
24. Group Policies (b)					
24.1 Federal Employees Health Benefits Plan premium (b)					
24.2 Credit (Group and Individual)					
24.3 Collectively renewable policies (b)					
24.4 Medicare Title XVIII exempt from state taxes or fees Other Individual Policies:					
25.1 Non-cancelable (b)					
25.2 Guaranteed renewable (b)					
25.3 Non-renewable for stated reasons only (b)					
25.4 Other accident only					
25.5 All other (b)					
25.6 Totals (sum of Lines 25.1 to 25.5)	0	0	0	0	0
26. Totals (Lines 24 + 24.1 + 24.2 + 24.3 + 24.4 + 25.6)	0	0	0	0	0

(b) For health business on indicated lines report: Number of persons insured under PPO managed care products 0 and number of persons insured under indemnity only products 0 .



ANNUAL STATEMENT FOR THE YEAR 2017 OF THE Integrity Life Insurance Company

DIRECT BUSINESS IN THE STATE OF Pennsylvania

DURING THE YEAR 2017

NAIC Group Code 0836

LIFE INSURANCE

NAIC Company Code 74780

DIRECT PREMIUMS AND ANNUITY CONSIDERATIONS	1	2	3	4	5
	Ordinary	Credit Life (Group and Individual)	Group	Industrial	Total
1. Life insurance	33,722	0	0	0	33,722
2. Annuity considerations	64,236,522	0	0	0	64,236,522
3. Deposit-type contract funds	2,365,404	XXX	0	XXX	2,365,404
4. Other considerations					0
5. Totals (Sum of Lines 1 to 4)	66,635,648	0	0	0	66,635,648
DIRECT DIVIDENDS TO POLICYHOLDERS					
Life insurance:					
6.1 Paid in cash or left on deposit					0
6.2 Applied to pay renewal premiums					0
6.3 Applied to provide paid-up additions or shorten the endowment or premium-paying period					0
6.4 Other					0
6.5 Totals (Sum of Lines 6.1 to 6.4)	0	0	0	0	0
Annuities:					
7.1 Paid in cash or left on deposit					0
7.2 Applied to provide paid-up annuities					0
7.3 Other					0
7.4 Totals (Sum of Lines 7.1 to 7.3)	0	0	0	0	0
8. Grand Totals (Lines 6.5 plus 7.4)	0	0	0	0	0
DIRECT CLAIMS AND BENEFITS PAID					
9. Death benefits	1,589,184	0	0	0	1,589,184
10. Matured endowments					0
11. Annuity benefits	16,716,458	0	0	0	16,716,458
12. Surrender values and withdrawals for life contracts	30,600,537	0	0	0	30,600,537
13. Aggregate write-ins for miscellaneous direct claims and benefits paid	0	0	0	0	0
14. All other benefits, except accident and health	2,282,159	0	0	0	2,282,159
15. Totals	51,188,338	0	0	0	51,188,338
DETAILS OF WRITE-INS					
1301.					
1302.					
1303.					
1398. Summary of Line 13 from overflow page	0	0	0	0	0
1399. Totals (Lines 1301 thru 1303 plus 1398) (Line 13 above)	0	0	0	0	0

DIRECT DEATH BENEFITS AND MATURED ENDOWMENTS INCURRED	Ordinary		Credit Life (Group and Individual)		Group		Industrial		Total	
	1	2	3	4	5	6	7	8	9	10
	No.	Amount	No. of Ind.Pols. & Gr. Certifs.	Amount	No. of Certifs.	Amount	No.	Amount	No.	Amount
16. Unpaid December 31, prior year									0	0
17. Incurred during current year	62	1,589,184							62	1,589,184
Settled during current year:										
18.1 By payment in full	62	1,589,184							62	1,589,184
18.2 By payment on compromised claims									0	0
18.3 Totals paid	62	1,589,184	0	0	0	0	0	0	62	1,589,184
18.4 Reduction by compromise									0	0
18.5 Amount rejected									0	0
18.6 Total settlements	62	1,589,184	0	0	0	0	0	0	62	1,589,184
19. Unpaid Dec. 31, current year (16+17-18.6)	0	0	0	0	0	0	0	0	0	0
POLICY EXHIBIT						No. of Policies				
20. In force December 31, prior year	87	18,278,659	0 (a)	0	0	0	0	0	87	18,278,659
21. Issued during year									0	0
22. Other changes to in force (Net)	(7)	(1,066,222)							(7)	(1,066,222)
23. In force December 31 of current year	80	17,212,437	0 (a)	0	0	0	0	0	80	17,212,437

(a) Includes Individual Credit Life Insurance prior year \$, current year \$
Includes Group Credit Life Insurance Loans less than or equal to 60 months at issue, prior year \$, current year \$
Loans greater than 60 months at issue BUT NOT GREATER THAN 120 MONTHS, prior year \$, current year \$

ACCIDENT AND HEALTH INSURANCE

	1	2	3	4	5
	Direct Premiums	Direct Premiums Earned	Dividends Paid Or Credited On Direct Business	Direct Losses Paid	Direct Losses Incurred
24. Group Policies (b)					
24.1 Federal Employees Health Benefits Plan premium (b)					
24.2 Credit (Group and Individual)					
24.3 Collectively renewable policies (b)					
24.4 Medicare Title XVIII exempt from state taxes or fees Other Individual Policies:					
25.1 Non-cancelable (b)					
25.2 Guaranteed renewable (b)					
25.3 Non-renewable for stated reasons only (b)					
25.4 Other accident only					
25.5 All other (b)					
25.6 Totals (sum of Lines 25.1 to 25.5)	0	0	0	0	0
26. Totals (Lines 24 + 24.1 + 24.2 + 24.3 + 24.4 + 25.6)	0	0	0	0	0

(b) For health business on indicated lines report: Number of persons insured under PPO managed care products 0 and number of persons insured under indemnity only products 0 .



ANNUAL STATEMENT FOR THE YEAR 2017 OF THE Integrity Life Insurance Company

DIRECT BUSINESS IN THE STATE OF Rhode Island

DURING THE YEAR 2017

NAIC Group Code 0836

LIFE INSURANCE

NAIC Company Code 74780

DIRECT PREMIUMS AND ANNUITY CONSIDERATIONS	1 Ordinary	2 Credit Life (Group and Individual)	3 Group	4 Industrial	5 Total
1. Life insurance					0
2. Annuity considerations	2,280,220	0	0	0	2,280,220
3. Deposit-type contract funds	125,698	XXX	0	XXX	125,698
4. Other considerations					0
5. Totals (Sum of Lines 1 to 4)	2,405,918	0	0	0	2,405,918
DIRECT DIVIDENDS TO POLICYHOLDERS					
Life insurance:					
6.1 Paid in cash or left on deposit					0
6.2 Applied to pay renewal premiums					0
6.3 Applied to provide paid-up additions or shorten the endowment or premium-paying period					0
6.4 Other					0
6.5 Totals (Sum of Lines 6.1 to 6.4)	0	0	0	0	0
Annuities:					
7.1 Paid in cash or left on deposit					0
7.2 Applied to provide paid-up annuities					0
7.3 Other					0
7.4 Totals (Sum of Lines 7.1 to 7.3)	0	0	0	0	0
8. Grand Totals (Lines 6.5 plus 7.4)	0	0	0	0	0
DIRECT CLAIMS AND BENEFITS PAID					
9. Death benefits					0
10. Matured endowments					0
11. Annuity benefits	608,517	0	0	0	608,517
12. Surrender values and withdrawals for life contracts	1,476,362	0	0	0	1,476,362
13. Aggregate write-ins for miscellaneous direct claims and benefits paid	0	0	0	0	0
14. All other benefits, except accident and health	85,846	0	0	0	85,846
15. Totals	2,170,725	0	0	0	2,170,725
DETAILS OF WRITE-INS					
1301.					
1302.					
1303.					
1398. Summary of Line 13 from overflow page	0	0	0	0	0
1399. Totals (Lines 1301 thru 1303 plus 1398) (Line 13 above)	0	0	0	0	0

DIRECT DEATH BENEFITS AND MATURED ENDOWMENTS INCURRED	Ordinary		Credit Life (Group and Individual)		Group		Industrial		Total	
	1	2	3	4	5	6	7	8	9	10
	No.	Amount	No. of Ind.Pols. & Gr. Certifs.	Amount	No. of Certifs.	Amount	No.	Amount	No.	Amount
16. Unpaid December 31, prior year									0	0
17. Incurred during current year Settled during current year:									0	0
18.1 By payment in full									0	0
18.2 By payment on compromised claims									0	0
18.3 Totals paid	0	0	0	0	0	0	0	0	0	0
18.4 Reduction by compromise									0	0
18.5 Amount rejected									0	0
18.6 Total settlements	0	0	0	0	0	0	0	0	0	0
19. Unpaid Dec. 31, current year (16+17-18.6)	0	0	0	0	0	0	0	0	0	0
POLICY EXHIBIT						No. of Policies				
20. In force December 31, prior year	4	734,705	0 (a)	0	0	0	0	0	4	734,705
21. Issued during year									0	0
22. Other changes to in force (Net)									0	0
23. In force December 31 of current year	4	734,705	0 (a)	0	0	0	0	0	4	734,705

(a) Includes Individual Credit Life Insurance prior year \$, current year \$
Includes Group Credit Life Insurance Loans less than or equal to 60 months at issue, prior year \$, current year \$
Loans greater than 60 months at issue BUT NOT GREATER THAN 120 MONTHS, prior year \$, current year \$

ACCIDENT AND HEALTH INSURANCE

	1	2	3	4	5
	Direct Premiums	Direct Premiums Earned	Dividends Paid Or Credited On Direct Business	Direct Losses Paid	Direct Losses Incurred
24. Group Policies (b)					
24.1 Federal Employees Health Benefits Plan premium (b)					
24.2 Credit (Group and Individual)					
24.3 Collectively renewable policies (b)					
24.4 Medicare Title XVIII exempt from state taxes or fees Other Individual Policies:					
25.1 Non-cancelable (b)					
25.2 Guaranteed renewable (b)					
25.3 Non-renewable for stated reasons only (b)					
25.4 Other accident only					
25.5 All other (b)					
25.6 Totals (sum of Lines 25.1 to 25.5)	0	0	0	0	0
26. Totals (Lines 24 + 24.1 + 24.2 + 24.3 + 24.4 + 25.6)	0	0	0	0	0

(b) For health business on indicated lines report: Number of persons insured under PPO managed care products 0 and number of persons insured under indemnity only products 0 .



ANNUAL STATEMENT FOR THE YEAR 2017 OF THE Integrity Life Insurance Company

DIRECT BUSINESS IN THE STATE OF South Carolina

DURING THE YEAR 2017

NAIC Group Code 0836

LIFE INSURANCE

NAIC Company Code 74780

DIRECT PREMIUMS AND ANNUITY CONSIDERATIONS	1	2	3	4	5
	Ordinary	Credit Life (Group and Individual)	Group	Industrial	Total
1. Life insurance	12,232	0	0	0	12,232
2. Annuity considerations	7,358,470	0	0	0	7,358,470
3. Deposit-type contract funds	209,985	XXX	0	XXX	209,985
4. Other considerations					0
5. Totals (Sum of Lines 1 to 4)	7,580,687	0	0	0	7,580,687
DIRECT DIVIDENDS TO POLICYHOLDERS					
Life insurance:					
6.1 Paid in cash or left on deposit					0
6.2 Applied to pay renewal premiums					0
6.3 Applied to provide paid-up additions or shorten the endowment or premium-paying period					0
6.4 Other					0
6.5 Totals (Sum of Lines 6.1 to 6.4)	0	0	0	0	0
Annuities:					
7.1 Paid in cash or left on deposit					0
7.2 Applied to provide paid-up annuities					0
7.3 Other					0
7.4 Totals (Sum of Lines 7.1 to 7.3)	0	0	0	0	0
8. Grand Totals (Lines 6.5 plus 7.4)	0	0	0	0	0
DIRECT CLAIMS AND BENEFITS PAID					
9. Death benefits	294,170	0	0	0	294,170
10. Matured endowments					0
11. Annuity benefits	2,518,025	0	0	0	2,518,025
12. Surrender values and withdrawals for life contracts	2,976,105	0	0	0	2,976,105
13. Aggregate write-ins for miscellaneous direct claims and benefits paid	0	0	0	0	0
14. All other benefits, except accident and health	192,634	0	0	0	192,634
15. Totals	5,980,934	0	0	0	5,980,934
DETAILS OF WRITE-INS					
1301.					
1302.					
1303.					
1398. Summary of Line 13 from overflow page	0	0	0	0	0
1399. Totals (Lines 1301 thru 1303 plus 1398) (Line 13 above)	0	0	0	0	0

DIRECT DEATH BENEFITS AND MATURED ENDOWMENTS INCURRED	Ordinary		Credit Life (Group and Individual)		Group		Industrial		Total	
	1	2	3	4	5	6	7	8	9	10
	No.	Amount	No. of Ind.Pols. & Gr. Certifs.	Amount	No. of Certifs.	Amount	No.	Amount	No.	Amount
16. Unpaid December 31, prior year									0	0
17. Incurred during current year	7	294,170							7	294,170
Settled during current year:										
18.1 By payment in full	7	294,170							7	294,170
18.2 By payment on compromised claims									0	0
18.3 Totals paid	7	294,170	0	0	0	0	0	0	7	294,170
18.4 Reduction by compromise									0	0
18.5 Amount rejected									0	0
18.6 Total settlements	7	294,170	0	0	0	0	0	0	7	294,170
19. Unpaid Dec. 31, current year (16+17-18.6)	0	0	0	0	0	0	0	0	0	0
POLICY EXHIBIT						No. of Policies				
20. In force December 31, prior year	44	8,847,846	0 (a)	0	0	0	0	0	44	8,847,846
21. Issued during year									0	0
22. Other changes to in force (Net)	(4)	(428,566)							(4)	(428,566)
23. In force December 31 of current year	40	8,419,280	0 (a)	0	0	0	0	0	40	8,419,280

(a) Includes Individual Credit Life Insurance prior year \$, current year \$
Includes Group Credit Life Insurance Loans less than or equal to 60 months at issue, prior year \$, current year \$
Loans greater than 60 months at issue BUT NOT GREATER THAN 120 MONTHS, prior year \$, current year \$

ACCIDENT AND HEALTH INSURANCE

	1	2	3	4	5
	Direct Premiums	Direct Premiums Earned	Dividends Paid Or Credited On Direct Business	Direct Losses Paid	Direct Losses Incurred
24. Group Policies (b)					
24.1 Federal Employees Health Benefits Plan premium (b)					
24.2 Credit (Group and Individual)					
24.3 Collectively renewable policies (b)					
24.4 Medicare Title XVIII exempt from state taxes or fees Other Individual Policies:					
25.1 Non-cancelable (b)					
25.2 Guaranteed renewable (b)					
25.3 Non-renewable for stated reasons only (b)					
25.4 Other accident only					
25.5 All other (b)					
25.6 Totals (sum of Lines 25.1 to 25.5)	0	0	0	0	0
26. Totals (Lines 24 + 24.1 + 24.2 + 24.3 + 24.4 + 25.6)	0	0	0	0	0

(b) For health business on indicated lines report: Number of persons insured under PPO managed care products 0 and number of persons
insured under indemnity only products 0 .



ANNUAL STATEMENT FOR THE YEAR 2017 OF THE Integrity Life Insurance Company

DIRECT BUSINESS IN THE STATE OF South Dakota

DURING THE YEAR 2017

NAIC Group Code 0836

LIFE INSURANCE

NAIC Company Code 74780

DIRECT PREMIUMS AND ANNUITY CONSIDERATIONS	1	2	3	4	5
	Ordinary	Credit Life (Group and Individual)	Group	Industrial	Total
1. Life insurance	3,683	0	0	0	3,683
2. Annuity considerations	791,273	0	0	0	791,273
3. Deposit-type contract funds	60,000	XXX	0	XXX	60,000
4. Other considerations					0
5. Totals (Sum of Lines 1 to 4)	854,956	0	0	0	854,956
DIRECT DIVIDENDS TO POLICYHOLDERS					
Life insurance:					
6.1 Paid in cash or left on deposit					0
6.2 Applied to pay renewal premiums					0
6.3 Applied to provide paid-up additions or shorten the endowment or premium-paying period					0
6.4 Other					0
6.5 Totals (Sum of Lines 6.1 to 6.4)	0	0	0	0	0
Annuities:					
7.1 Paid in cash or left on deposit					0
7.2 Applied to provide paid-up annuities					0
7.3 Other					0
7.4 Totals (Sum of Lines 7.1 to 7.3)	0	0	0	0	0
8. Grand Totals (Lines 6.5 plus 7.4)	0	0	0	0	0
DIRECT CLAIMS AND BENEFITS PAID					
9. Death benefits					0
10. Matured endowments					0
11. Annuity benefits	539,486	0	0	0	539,486
12. Surrender values and withdrawals for life contracts	475,223	0	0	0	475,223
13. Aggregate write-ins for miscellaneous direct claims and benefits paid	0	0	0	0	0
14. All other benefits, except accident and health	69,044	0	0	0	69,044
15. Totals	1,083,753	0	0	0	1,083,753
DETAILS OF WRITE-INS					
1301.					
1302.					
1303.					
1398. Summary of Line 13 from overflow page	0	0	0	0	0
1399. Totals (Lines 1301 thru 1303 plus 1398) (Line 13 above)	0	0	0	0	0

DIRECT DEATH BENEFITS AND MATURED ENDOWMENTS INCURRED	Ordinary		Credit Life (Group and Individual)		Group		Industrial		Total	
	1	2	3	4	5	6	7	8	9	10
	No.	Amount	No. of Ind.Pols. & Gr. Certifs.	Amount	No. of Certifs.	Amount	No.	Amount	No.	Amount
16. Unpaid December 31, prior year									0	0
17. Incurred during current year Settled during current year:									0	0
18.1 By payment in full									0	0
18.2 By payment on compromised claims									0	0
18.3 Totals paid	0	0	0	0	0	0	0	0	0	0
18.4 Reduction by compromise									0	0
18.5 Amount rejected									0	0
18.6 Total settlements	0	0	0	0	0	0	0	0	0	0
19. Unpaid Dec. 31, current year (16+17-18.6)	0	0	0	0	0	0	0	0	0	0
POLICY EXHIBIT					No. of Policies					
20. In force December 31, prior year	195	3,324,932	0 (a)	0	0	0	0	0	195	3,324,932
21. Issued during year									0	0
22. Other changes to in force (Net)	(5)	87,491							(5)	87,491
23. In force December 31 of current year	190	3,412,423	0 (a)	0	0	0	0	0	190	3,412,423

(a) Includes Individual Credit Life Insurance prior year \$, current year \$
Includes Group Credit Life Insurance Loans less than or equal to 60 months at issue, prior year \$, current year \$
Loans greater than 60 months at issue BUT NOT GREATER THAN 120 MONTHS, prior year \$, current year \$

ACCIDENT AND HEALTH INSURANCE

	1	2	3	4	5
	Direct Premiums	Direct Premiums Earned	Dividends Paid Or Credited On Direct Business	Direct Losses Paid	Direct Losses Incurred
24. Group Policies (b)					
24.1 Federal Employees Health Benefits Plan premium (b)					
24.2 Credit (Group and Individual)					
24.3 Collectively renewable policies (b)					
24.4 Medicare Title XVIII exempt from state taxes or fees Other Individual Policies:					
25.1 Non-cancelable (b)					
25.2 Guaranteed renewable (b)					
25.3 Non-renewable for stated reasons only (b)					
25.4 Other accident only					
25.5 All other (b)					
25.6 Totals (sum of Lines 25.1 to 25.5)	0	0	0	0	0
26. Totals (Lines 24 + 24.1 + 24.2 + 24.3 + 24.4 + 25.6)	0	0	0	0	0

(b) For health business on indicated lines report: Number of persons insured under PPO managed care products 0 and number of persons
insured under indemnity only products 0 .



ANNUAL STATEMENT FOR THE YEAR 2017 OF THE Integrity Life Insurance Company

DIRECT BUSINESS IN THE STATE OF Tennessee

DURING THE YEAR 2017

NAIC Group Code 0836

LIFE INSURANCE

NAIC Company Code 74780

	1	2	3	4	5
DIRECT PREMIUMS AND ANNUITY CONSIDERATIONS	Ordinary	Credit Life (Group and Individual)	Group	Industrial	Total
1. Life insurance	8,437	0	0	0	8,437
2. Annuity considerations	10,905,553	0	0	0	10,905,553
3. Deposit-type contract funds	652,966	XXX	0	XXX	652,966
4. Other considerations					0
5. Totals (Sum of Lines 1 to 4)	11,566,956	0	0	0	11,566,956
DIRECT DIVIDENDS TO POLICYHOLDERS					
Life insurance:					
6.1 Paid in cash or left on deposit					0
6.2 Applied to pay renewal premiums					0
6.3 Applied to provide paid-up additions or shorten the endowment or premium-paying period					0
6.4 Other					0
6.5 Totals (Sum of Lines 6.1 to 6.4)	0	0	0	0	0
Annuities:					
7.1 Paid in cash or left on deposit					0
7.2 Applied to provide paid-up annuities					0
7.3 Other					0
7.4 Totals (Sum of Lines 7.1 to 7.3)	0	0	0	0	0
8. Grand Totals (Lines 6.5 plus 7.4)	0	0	0	0	0
DIRECT CLAIMS AND BENEFITS PAID					
9. Death benefits					0
10. Matured endowments					0
11. Annuity benefits	4,465,038	0	0	0	4,465,038
12. Surrender values and withdrawals for life contracts	6,611,880	0	0	0	6,611,880
13. Aggregate write-ins for miscellaneous direct claims and benefits paid	0	0	0	0	0
14. All other benefits, except accident and health	377,853	0	0	0	377,853
15. Totals	11,454,771	0	0	0	11,454,771
DETAILS OF WRITE-INS					
1301.					
1302.					
1303.					
1398. Summary of Line 13 from overflow page	0	0	0	0	0
1399. Totals (Lines 1301 thru 1303 plus 1398) (Line 13 above)	0	0	0	0	0

DIRECT DEATH BENEFITS AND MATURED ENDOWMENTS INCURRED	Ordinary		Credit Life (Group and Individual)		Group		Industrial		Total	
	1	2	3	4	5	6	7	8	9	10
	No.	Amount	No. of Ind.Pols. & Gr. Certifs.	Amount	No. of Certifs.	Amount	No.	Amount	No.	Amount
16. Unpaid December 31, prior year									0	0
17. Incurred during current year Settled during current year:									0	0
18.1 By payment in full									0	0
18.2 By payment on compromised claims									0	0
18.3 Totals paid	0	0	0	0	0	0	0	0	0	0
18.4 Reduction by compromise									0	0
18.5 Amount rejected									0	0
18.6 Total settlements	0	0	0	0	0	0	0	0	0	0
19. Unpaid Dec. 31, current year (16+17-18.6)	0	0	0	0	0	0	0	0	0	0
POLICY EXHIBIT					No. of Policies					
20. In force December 31, prior year	17	2,674,342	0 (a)	0	0	0	0	0	17	2,674,342
21. Issued during year									0	0
22. Other changes to in force (Net)	(1)	11,941							(1)	11,941
23. In force December 31 of current year	16	2,686,283	0 (a)	0	0	0	0	0	16	2,686,283

(a) Includes Individual Credit Life Insurance prior year \$, current year \$
Includes Group Credit Life Insurance Loans less than or equal to 60 months at issue, prior year \$, current year \$
Loans greater than 60 months at issue BUT NOT GREATER THAN 120 MONTHS, prior year \$, current year \$

ACCIDENT AND HEALTH INSURANCE

	1	2	3	4	5
	Direct Premiums	Direct Premiums Earned	Dividends Paid Or Credited On Direct Business	Direct Losses Paid	Direct Losses Incurred
24. Group Policies (b)					
24.1 Federal Employees Health Benefits Plan premium (b)					
24.2 Credit (Group and Individual)					
24.3 Collectively renewable policies (b)					
24.4 Medicare Title XVIII exempt from state taxes or fees Other Individual Policies:					
25.1 Non-cancelable (b)					
25.2 Guaranteed renewable (b)					
25.3 Non-renewable for stated reasons only (b)					
25.4 Other accident only					
25.5 All other (b)					
25.6 Totals (sum of Lines 25.1 to 25.5)	0	0	0	0	0
26. Totals (Lines 24 + 24.1 + 24.2 + 24.3 + 24.4 + 25.6)	0	0	0	0	0

(b) For health business on indicated lines report: Number of persons insured under PPO managed care products 0 and number of persons insured under indemnity only products 0 .



ANNUAL STATEMENT FOR THE YEAR 2017 OF THE Integrity Life Insurance Company

DIRECT BUSINESS IN THE STATE OF Texas

DURING THE YEAR 2017

NAIC Group Code 0836

LIFE INSURANCE

NAIC Company Code 74780

	1	2	3	4	5
DIRECT PREMIUMS AND ANNUITY CONSIDERATIONS	Ordinary	Credit Life (Group and Individual)	Group	Industrial	Total
1. Life insurance	5,287	0	0	0	5,287
2. Annuity considerations	65,198,795	0	0	0	65,198,795
3. Deposit-type contract funds	3,380,817	XXX	0	XXX	3,380,817
4. Other considerations					0
5. Totals (Sum of Lines 1 to 4)	68,584,899	0	0	0	68,584,899
DIRECT DIVIDENDS TO POLICYHOLDERS					
Life insurance:					
6.1 Paid in cash or left on deposit					0
6.2 Applied to pay renewal premiums					0
6.3 Applied to provide paid-up additions or shorten the endowment or premium-paying period					0
6.4 Other					0
6.5 Totals (Sum of Lines 6.1 to 6.4)	0	0	0	0	0
Annuities:					
7.1 Paid in cash or left on deposit					0
7.2 Applied to provide paid-up annuities					0
7.3 Other					0
7.4 Totals (Sum of Lines 7.1 to 7.3)	0	0	0	0	0
8. Grand Totals (Lines 6.5 plus 7.4)	0	0	0	0	0
DIRECT CLAIMS AND BENEFITS PAID					
9. Death benefits	2,344,433	0	0	0	2,344,433
10. Matured endowments					0
11. Annuity benefits	19,979,814	0	0	0	19,979,814
12. Surrender values and withdrawals for life contracts	20,216,520	0	0	0	20,216,520
13. Aggregate write-ins for miscellaneous direct claims and benefits paid	0	0	0	0	0
14. All other benefits, except accident and health	617,749	0	0	0	617,749
15. Totals	43,158,516	0	0	0	43,158,516
DETAILS OF WRITE-INS					
1301.					
1302.					
1303.					
1398. Summary of Line 13 from overflow page	0	0	0	0	0
1399. Totals (Lines 1301 thru 1303 plus 1398) (Line 13 above)	0	0	0	0	0

DIRECT DEATH BENEFITS AND MATURED ENDOWMENTS INCURRED	Ordinary		Credit Life (Group and Individual)		Group		Industrial		Total	
	1	2	3	4	5	6	7	8	9	10
	No.	Amount	No. of Ind.Pols. & Gr. Certifs.	Amount	No. of Certifs.	Amount	No.	Amount	No.	Amount
16. Unpaid December 31, prior year									0	0
17. Incurred during current year	14	2,344,433							14	2,344,433
Settled during current year:										
18.1 By payment in full	14	2,344,433							14	2,344,433
18.2 By payment on compromised claims									0	0
18.3 Totals paid	14	2,344,433	0	0	0	0	0	0	14	2,344,433
18.4 Reduction by compromise									0	0
18.5 Amount rejected									0	0
18.6 Total settlements	14	2,344,433	0	0	0	0	0	0	14	2,344,433
19. Unpaid Dec. 31, current year (16+17-18.6)	0	0	0	0	0	0	0	0	0	0
POLICY EXHIBIT						No. of Policies				
20. In force December 31, prior year	115	20,376,798	0 (a)	0	0	0	0	0	115	20,376,798
21. Issued during year									0	0
22. Other changes to in force (Net)	(3)	(1,967,292)							(3)	(1,967,292)
23. In force December 31 of current year	112	18,409,506	0 (a)	0	0	0	0	0	112	18,409,506

(a) Includes Individual Credit Life Insurance prior year \$, current year \$
Includes Group Credit Life Insurance Loans less than or equal to 60 months at issue, prior year \$, current year \$
Loans greater than 60 months at issue BUT NOT GREATER THAN 120 MONTHS, prior year \$, current year \$

ACCIDENT AND HEALTH INSURANCE

	1	2	3	4	5
	Direct Premiums	Direct Premiums Earned	Dividends Paid Or Credited On Direct Business	Direct Losses Paid	Direct Losses Incurred
24. Group Policies (b)					
24.1 Federal Employees Health Benefits Plan premium (b)					
24.2 Credit (Group and Individual)					
24.3 Collectively renewable policies (b)					
24.4 Medicare Title XVIII exempt from state taxes or fees Other Individual Policies:					
25.1 Non-cancelable (b)					
25.2 Guaranteed renewable (b)					
25.3 Non-renewable for stated reasons only (b)					
25.4 Other accident only					
25.5 All other (b)					
25.6 Totals (sum of Lines 25.1 to 25.5)	0	0	0	0	0
26. Totals (Lines 24 + 24.1 + 24.2 + 24.3 + 24.4 + 25.6)	0	0	0	0	0

(b) For health business on indicated lines report: Number of persons insured under PPO managed care products 0 and number of persons insured under indemnity only products 0 .



ANNUAL STATEMENT FOR THE YEAR 2017 OF THE Integrity Life Insurance Company

DIRECT BUSINESS IN THE STATE OF Utah

DURING THE YEAR 2017

NAIC Group Code 0836

LIFE INSURANCE

NAIC Company Code 74780

DIRECT PREMIUMS AND ANNUITY CONSIDERATIONS	1 Ordinary	2 Credit Life (Group and Individual)	3 Group	4 Industrial	5 Total
1. Life insurance					0
2. Annuity considerations	6,099,229	0	0	0	6,099,229
3. Deposit-type contract funds	375,033	XXX	0	XXX	375,033
4. Other considerations					0
5. Totals (Sum of Lines 1 to 4)	6,474,262	0	0	0	6,474,262
DIRECT DIVIDENDS TO POLICYHOLDERS					
Life insurance:					
6.1 Paid in cash or left on deposit					0
6.2 Applied to pay renewal premiums					0
6.3 Applied to provide paid-up additions or shorten the endowment or premium-paying period					0
6.4 Other					0
6.5 Totals (Sum of Lines 6.1 to 6.4)	0	0	0	0	0
Annuities:					
7.1 Paid in cash or left on deposit					0
7.2 Applied to provide paid-up annuities					0
7.3 Other					0
7.4 Totals (Sum of Lines 7.1 to 7.3)	0	0	0	0	0
8. Grand Totals (Lines 6.5 plus 7.4)	0	0	0	0	0
DIRECT CLAIMS AND BENEFITS PAID					
9. Death benefits					0
10. Matured endowments					0
11. Annuity benefits	2,948,838	0	0	0	2,948,838
12. Surrender values and withdrawals for life contracts	1,190,086	0	0	0	1,190,086
13. Aggregate write-ins for miscellaneous direct claims and benefits paid	0	0	0	0	0
14. All other benefits, except accident and health	131,964	0	0	0	131,964
15. Totals	4,270,888	0	0	0	4,270,888
DETAILS OF WRITE-INS					
1301.					
1302.					
1303.					
1398. Summary of Line 13 from overflow page	0	0	0	0	0
1399. Totals (Lines 1301 thru 1303 plus 1398) (Line 13 above)	0	0	0	0	0

DIRECT DEATH BENEFITS AND MATURED ENDOWMENTS INCURRED	Ordinary		Credit Life (Group and Individual)		Group		Industrial		Total	
	1	2	3	4	5	6	7	8	9	10
	No.	Amount	No. of Ind.Pols. & Gr. Certifs.	Amount	No. of Certifs.	Amount	No.	Amount	No.	Amount
16. Unpaid December 31, prior year									0	0
17. Incurred during current year									0	0
Settled during current year:										
18.1 By payment in full									0	0
18.2 By payment on compromised claims									0	0
18.3 Totals paid	0	0	0	0	0	0	0	0	0	0
18.4 Reduction by compromise									0	0
18.5 Amount rejected									0	0
18.6 Total settlements	0	0	0	0	0	0	0	0	0	0
19. Unpaid Dec. 31, current year (16+17-18.6)	0	0	0	0	0	0	0	0	0	0
POLICY EXHIBIT					No. of Policies					
	20. In force December 31, prior year	7	1,194,680	0	(a)	0	0	0	7	1,194,680
	21. Issued during year								0	0
	22. Other changes to in force (Net)	(1)	(87,508)						(1)	(87,508)
	23. In force December 31 of current year	6	1,107,172	0	(a)	0	0	0	6	1,107,172

(a) Includes Individual Credit Life Insurance prior year \$, current year \$
Includes Group Credit Life Insurance Loans less than or equal to 60 months at issue, prior year \$, current year \$
Loans greater than 60 months at issue BUT NOT GREATER THAN 120 MONTHS, prior year \$, current year \$

ACCIDENT AND HEALTH INSURANCE

	1 Direct Premiums	2 Direct Premiums Earned	3 Dividends Paid Or Credited On Direct Business	4 Direct Losses Paid	5 Direct Losses Incurred
24. Group Policies (b)					
24.1 Federal Employees Health Benefits Plan premium (b)					
24.2 Credit (Group and Individual)					
24.3 Collectively renewable policies (b)					
24.4 Medicare Title XVIII exempt from state taxes or fees					
Other Individual Policies:					
25.1 Non-cancelable (b)					
25.2 Guaranteed renewable (b)					
25.3 Non-renewable for stated reasons only (b)					
25.4 Other accident only					
25.5 All other (b)					
25.6 Totals (sum of Lines 25.1 to 25.5)	0	0	0	0	0
26. Totals (Lines 24 + 24.1 + 24.2 + 24.3 + 24.4 + 25.6)	0	0	0	0	0

(b) For health business on indicated lines report: Number of persons insured under PPO managed care products 0 and number of persons insured under indemnity only products 0 .



ANNUAL STATEMENT FOR THE YEAR 2017 OF THE Integrity Life Insurance Company

DIRECT BUSINESS IN THE STATE OF Vermont

DURING THE YEAR 2017

NAIC Group Code 0836

LIFE INSURANCE

NAIC Company Code 74780

	1	2	3	4	5
DIRECT PREMIUMS AND ANNUITY CONSIDERATIONS	Ordinary	Credit Life (Group and Individual)	Group	Industrial	Total
1. Life insurance					0
2. Annuity considerations	1,794,212	0	0	0	1,794,212
3. Deposit-type contract funds	84,059	XXX	0	XXX	84,059
4. Other considerations					0
5. Totals (Sum of Lines 1 to 4)	1,878,271	0	0	0	1,878,271
DIRECT DIVIDENDS TO POLICYHOLDERS					
Life insurance:					
6.1 Paid in cash or left on deposit					0
6.2 Applied to pay renewal premiums					0
6.3 Applied to provide paid-up additions or shorten the endowment or premium-paying period					0
6.4 Other					0
6.5 Totals (Sum of Lines 6.1 to 6.4)	0	0	0	0	0
Annuities:					
7.1 Paid in cash or left on deposit					0
7.2 Applied to provide paid-up annuities					0
7.3 Other					0
7.4 Totals (Sum of Lines 7.1 to 7.3)	0	0	0	0	0
8. Grand Totals (Lines 6.5 plus 7.4)	0	0	0	0	0
DIRECT CLAIMS AND BENEFITS PAID					
9. Death benefits					0
10. Matured endowments					0
11. Annuity benefits	203,157	0	0	0	203,157
12. Surrender values and withdrawals for life contracts	169,458	0	0	0	169,458
13. Aggregate write-ins for miscellaneous direct claims and benefits paid	0	0	0	0	0
14. All other benefits, except accident and health	11,686	0	0	0	11,686
15. Totals	384,301	0	0	0	384,301
DETAILS OF WRITE-INS					
1301.					
1302.					
1303.					
1398. Summary of Line 13 from overflow page	0	0	0	0	0
1399. Totals (Lines 1301 thru 1303 plus 1398) (Line 13 above)	0	0	0	0	0

DIRECT DEATH BENEFITS AND MATURED ENDOWMENTS INCURRED	Ordinary		Credit Life (Group and Individual)		Group		Industrial		Total	
	1	2	3	4	5	6	7	8	9	10
	No.	Amount	No. of Ind.Pols. & Gr. Certifs.	Amount	No. of Certifs.	Amount	No.	Amount	No.	Amount
16. Unpaid December 31, prior year									0	0
17. Incurred during current year Settled during current year:									0	0
18.1 By payment in full									0	0
18.2 By payment on compromised claims									0	0
18.3 Totals paid	0	0	0	0	0	0	0	0	0	0
18.4 Reduction by compromise									0	0
18.5 Amount rejected									0	0
18.6 Total settlements	0	0	0	0	0	0	0	0	0	0
19. Unpaid Dec. 31, current year (16+17-18.6)	0	0	0	0	0	0	0	0	0	0
POLICY EXHIBIT						No. of Policies				
20. In force December 31, prior year			(a)						0	0
21. Issued during year									0	0
22. Other changes to in force (Net)									0	0
23. In force December 31 of current year	0	0	0	(a) 0	0	0	0	0	0	0

(a) Includes Individual Credit Life Insurance prior year \$, current year \$
Includes Group Credit Life Insurance Loans less than or equal to 60 months at issue, prior year \$, current year \$
Loans greater than 60 months at issue BUT NOT GREATER THAN 120 MONTHS, prior year \$, current year \$

ACCIDENT AND HEALTH INSURANCE

	1	2	3	4	5
	Direct Premiums	Direct Premiums Earned	Dividends Paid Or Credited On Direct Business	Direct Losses Paid	Direct Losses Incurred
24. Group Policies (b)					
24.1 Federal Employees Health Benefits Plan premium (b)					
24.2 Credit (Group and Individual)					
24.3 Collectively renewable policies (b)					
24.4 Medicare Title XVIII exempt from state taxes or fees Other Individual Policies:					
25.1 Non-cancelable (b)					
25.2 Guaranteed renewable (b)					
25.3 Non-renewable for stated reasons only (b)					
25.4 Other accident only					
25.5 All other (b)					
25.6 Totals (sum of Lines 25.1 to 25.5)	0	0	0	0	0
26. Totals (Lines 24 + 24.1 + 24.2 + 24.3 + 24.4 + 25.6)	0	0	0	0	0

(b) For health business on indicated lines report: Number of persons insured under PPO managed care products 0 and number of persons
insured under indemnity only products 0 .



ANNUAL STATEMENT FOR THE YEAR 2017 OF THE Integrity Life Insurance Company

DIRECT BUSINESS IN THE STATE OF Virginia

DURING THE YEAR 2017

NAIC Group Code 0836

NAIC Company Code 74780

LIFE INSURANCE					
DIRECT PREMIUMS AND ANNUITY CONSIDERATIONS	1 Ordinary	2 Credit Life (Group and Individual)	3 Group	4 Industrial	5 Total
1. Life insurance	361	0	0	0	361
2. Annuity considerations	12,091,483	0	0	0	12,091,483
3. Deposit-type contract funds	530,018	XXX	0	XXX	530,018
4. Other considerations					0
5. Totals (Sum of Lines 1 to 4)	12,621,862	0	0	0	12,621,862
DIRECT DIVIDENDS TO POLICYHOLDERS					
Life insurance:					
6.1 Paid in cash or left on deposit					0
6.2 Applied to pay renewal premiums					0
6.3 Applied to provide paid-up additions or shorten the endowment or premium-paying period					0
6.4 Other					0
6.5 Totals (Sum of Lines 6.1 to 6.4)	0	0	0	0	0
Annuities:					
7.1 Paid in cash or left on deposit					0
7.2 Applied to provide paid-up annuities					0
7.3 Other					0
7.4 Totals (Sum of Lines 7.1 to 7.3)	0	0	0	0	0
8. Grand Totals (Lines 6.5 plus 7.4)	0	0	0	0	0
DIRECT CLAIMS AND BENEFITS PAID					
9. Death benefits	62,220	0	0	0	62,220
10. Matured endowments					0
11. Annuity benefits	3,566,079	0	0	0	3,566,079
12. Surrender values and withdrawals for life contracts	4,350,856	0	0	0	4,350,856
13. Aggregate write-ins for miscellaneous direct claims and benefits paid	0	0	0	0	0
14. All other benefits, except accident and health	133,981	0	0	0	133,981
15. Totals	8,113,136	0	0	0	8,113,136
DETAILS OF WRITE-INS					
1301.					
1302.					
1303.					
1398. Summary of Line 13 from overflow page	0	0	0	0	0
1399. Totals (Lines 1301 thru 1303 plus 1398) (Line 13 above)	0	0	0	0	0

DIRECT DEATH BENEFITS AND MATURED ENDOWMENTS INCURRED	Ordinary		Credit Life (Group and Individual)		Group		Industrial		Total	
	1	2	3	4	5	6	7	8	9	10
	No.	Amount	No. of Ind.Pols. & Gr. Certifs.	Amount	No. of Certifs.	Amount	No.	Amount	No.	Amount
16. Unpaid December 31, prior year									0	0
17. Incurred during current year	5	62,220							5	62,220
Settled during current year:										
18.1 By payment in full	5	62,220							5	62,220
18.2 By payment on compromised claims									0	0
18.3 Totals paid	5	62,220	0	0	0	0	0	0	5	62,220
18.4 Reduction by compromise									0	0
18.5 Amount rejected									0	0
18.6 Total settlements	5	62,220	0	0	0	0	0	0	5	62,220
19. Unpaid Dec. 31, current year (16+17-18.6)	0	0	0	0	0	0	0	0	0	0
POLICY EXHIBIT						No. of Policies				
20. In force December 31, prior year	36	5,229,104	0 (a)	0	0	0	0	0	36	5,229,104
21. Issued during year									0	0
22. Other changes to in force (Net)	(3)	(356,302)							(3)	(356,302)
23. In force December 31 of current year	33	4,872,802	0 (a)	0	0	0	0	0	33	4,872,802

(a) Includes Individual Credit Life Insurance prior year \$, current year \$
Includes Group Credit Life Insurance Loans less than or equal to 60 months at issue, prior year \$, current year \$
Loans greater than 60 months at issue BUT NOT GREATER THAN 120 MONTHS, prior year \$, current year \$

ACCIDENT AND HEALTH INSURANCE

	1	2	3	4	5
	Direct Premiums	Direct Premiums Earned	Dividends Paid Or Credited On Direct Business	Direct Losses Paid	Direct Losses Incurred
24. Group Policies (b)					
24.1 Federal Employees Health Benefits Plan premium (b)					
24.2 Credit (Group and Individual)					
24.3 Collectively renewable policies (b)					
24.4 Medicare Title XVIII exempt from state taxes or fees Other Individual Policies:					
25.1 Non-cancelable (b)					
25.2 Guaranteed renewable (b)					
25.3 Non-renewable for stated reasons only (b)					
25.4 Other accident only					
25.5 All other (b)					
25.6 Totals (sum of Lines 25.1 to 25.5)	0	0	0	0	0
26. Totals (Lines 24 + 24.1 + 24.2 + 24.3 + 24.4 + 25.6)	0	0	0	0	0

(b) For health business on indicated lines report: Number of persons insured under PPO managed care products 0 and number of persons insured under indemnity only products 0 .



ANNUAL STATEMENT FOR THE YEAR 2017 OF THE Integrity Life Insurance Company

DIRECT BUSINESS IN THE STATE OF Washington

DURING THE YEAR 2017

NAIC Group Code 0836

LIFE INSURANCE

NAIC Company Code 74780

DIRECT PREMIUMS AND ANNUITY CONSIDERATIONS	1 Ordinary	2 Credit Life (Group and Individual)	3 Group	4 Industrial	5 Total
1. Life insurance	4,912	0	0	0	4,912
2. Annuity considerations	8,784,007	0	0	0	8,784,007
3. Deposit-type contract funds	101,288	XXX	0	XXX	101,288
4. Other considerations					0
5. Totals (Sum of Lines 1 to 4)	8,890,207	0	0	0	8,890,207
DIRECT DIVIDENDS TO POLICYHOLDERS					
Life insurance:					
6.1 Paid in cash or left on deposit					0
6.2 Applied to pay renewal premiums					0
6.3 Applied to provide paid-up additions or shorten the endowment or premium-paying period					0
6.4 Other					0
6.5 Totals (Sum of Lines 6.1 to 6.4)	0	0	0	0	0
Annuities:					
7.1 Paid in cash or left on deposit					0
7.2 Applied to provide paid-up annuities					0
7.3 Other					0
7.4 Totals (Sum of Lines 7.1 to 7.3)	0	0	0	0	0
8. Grand Totals (Lines 6.5 plus 7.4)	0	0	0	0	0
DIRECT CLAIMS AND BENEFITS PAID					
9. Death benefits	81,832	0	0	0	81,832
10. Matured endowments					0
11. Annuity benefits	3,635,294	0	1,283,592	0	4,918,886
12. Surrender values and withdrawals for life contracts	5,431,330	0	0	0	5,431,330
13. Aggregate write-ins for miscellaneous direct claims and benefits paid	0	0	0	0	0
14. All other benefits, except accident and health	3,320,056	0	0	0	3,320,056
15. Totals	12,468,512	0	1,283,592	0	13,752,104
DETAILS OF WRITE-INS					
1301.					
1302.					
1303.					
1398. Summary of Line 13 from overflow page	0	0	0	0	0
1399. Totals (Lines 1301 thru 1303 plus 1398) (Line 13 above)	0	0	0	0	0

DIRECT DEATH BENEFITS AND MATURED ENDOWMENTS INCURRED	Ordinary		Credit Life (Group and Individual)		Group		Industrial		Total	
	1	2	3	4	5	6	7	8	9	10
	No.	Amount	No. of Ind.Pols. & Gr. Certifs.	Amount	No. of Certifs.	Amount	No.	Amount	No.	Amount
16. Unpaid December 31, prior year									0	0
17. Incurred during current year Settled during current year:	3	81,832							3	81,832
18.1 By payment in full	3	81,832							3	81,832
18.2 By payment on compromised claims									0	0
18.3 Totals paid	3	81,832	0	0	0	0	0	0	3	81,832
18.4 Reduction by compromise									0	0
18.5 Amount rejected									0	0
18.6 Total settlements	3	81,832	0	0	0	0	0	0	3	81,832
19. Unpaid Dec. 31, current year (16+17-18.6)	0	0	0	0	0	0	0	0	0	0
POLICY EXHIBIT						No. of Policies				
20. In force December 31, prior year	26	3,780,342	0 (a)	0	0	0	0	0	26	3,780,342
21. Issued during year									0	0
22. Other changes to in force (Net)	(1)	68,102							(1)	68,102
23. In force December 31 of current year	25	3,848,444	0 (a)	0	0	0	0	0	25	3,848,444

(a) Includes Individual Credit Life Insurance prior year \$, current year \$
Includes Group Credit Life Insurance Loans less than or equal to 60 months at issue, prior year \$, current year \$
Loans greater than 60 months at issue BUT NOT GREATER THAN 120 MONTHS, prior year \$, current year \$

ACCIDENT AND HEALTH INSURANCE

	1	2	3	4	5
	Direct Premiums	Direct Premiums Earned	Dividends Paid Or Credited On Direct Business	Direct Losses Paid	Direct Losses Incurred
24. Group Policies (b)					
24.1 Federal Employees Health Benefits Plan premium (b)					
24.2 Credit (Group and Individual)					
24.3 Collectively renewable policies (b)					
24.4 Medicare Title XVIII exempt from state taxes or fees Other Individual Policies:					
25.1 Non-cancelable (b)					
25.2 Guaranteed renewable (b)					
25.3 Non-renewable for stated reasons only (b)					
25.4 Other accident only					
25.5 All other (b)					
25.6 Totals (sum of Lines 25.1 to 25.5)	0	0	0	0	0
26. Totals (Lines 24 + 24.1 + 24.2 + 24.3 + 24.4 + 25.6)	0	0	0	0	0

(b) For health business on indicated lines report: Number of persons insured under PPO managed care products 0 and number of persons insured under indemnity only products 0 .



ANNUAL STATEMENT FOR THE YEAR 2017 OF THE Integrity Life Insurance Company

DIRECT BUSINESS IN THE STATE OF West Virginia

DURING THE YEAR 2017

NAIC Group Code 0836

LIFE INSURANCE

NAIC Company Code 74780

	1	2	3	4	5
DIRECT PREMIUMS AND ANNUITY CONSIDERATIONS	Ordinary	Credit Life (Group and Individual)	Group	Industrial	Total
1. Life insurance	7,167	0	0	0	7,167
2. Annuity considerations	5,070,090	0	0	0	5,070,090
3. Deposit-type contract funds	2,020,000	XXX	0	XXX	2,020,000
4. Other considerations					0
5. Totals (Sum of Lines 1 to 4)	7,097,257	0	0	0	7,097,257
DIRECT DIVIDENDS TO POLICYHOLDERS					
Life insurance:					
6.1 Paid in cash or left on deposit					0
6.2 Applied to pay renewal premiums					0
6.3 Applied to provide paid-up additions or shorten the endowment or premium-paying period					0
6.4 Other					0
6.5 Totals (Sum of Lines 6.1 to 6.4)	0	0	0	0	0
Annuities:					
7.1 Paid in cash or left on deposit					0
7.2 Applied to provide paid-up annuities					0
7.3 Other					0
7.4 Totals (Sum of Lines 7.1 to 7.3)	0	0	0	0	0
8. Grand Totals (Lines 6.5 plus 7.4)	0	0	0	0	0
DIRECT CLAIMS AND BENEFITS PAID					
9. Death benefits					0
10. Matured endowments					0
11. Annuity benefits	1,252,733	0	0	0	1,252,733
12. Surrender values and withdrawals for life contracts	1,994,785	0	0	0	1,994,785
13. Aggregate write-ins for miscellaneous direct claims and benefits paid	0	0	0	0	0
14. All other benefits, except accident and health	55,241	0	0	0	55,241
15. Totals	3,302,759	0	0	0	3,302,759
DETAILS OF WRITE-INS					
1301.					
1302.					
1303.					
1398. Summary of Line 13 from overflow page	0	0	0	0	0
1399. Totals (Lines 1301 thru 1303 plus 1398) (Line 13 above)	0	0	0	0	0

DIRECT DEATH BENEFITS AND MATURED ENDOWMENTS INCURRED	Ordinary		Credit Life (Group and Individual)		Group		Industrial		Total	
	1	2	3	4	5	6	7	8	9	10
	No.	Amount	No. of Ind.Pols. & Gr. Certifs.	Amount	No. of Certifs.	Amount	No.	Amount	No.	Amount
16. Unpaid December 31, prior year									0	0
17. Incurred during current year Settled during current year:									0	0
18.1 By payment in full									0	0
18.2 By payment on compromised claims									0	0
18.3 Totals paid	0	0	0	0	0	0	0	0	0	0
18.4 Reduction by compromise									0	0
18.5 Amount rejected									0	0
18.6 Total settlements	0	0	0	0	0	0	0	0	0	0
19. Unpaid Dec. 31, current year (16+17-18.6)	0	0	0	0	0	0	0	0	0	0
POLICY EXHIBIT					No. of Policies					
20. In force December 31, prior year	12	1,146,531	0 (a)	0	0	0	0	0	12	1,146,531
21. Issued during year									0	0
22. Other changes to in force (Net)	1	823,752							1	823,752
23. In force December 31 of current year	13	1,970,283	0 (a)	0	0	0	0	0	13	1,970,283

(a) Includes Individual Credit Life Insurance prior year \$, current year \$
Includes Group Credit Life Insurance Loans less than or equal to 60 months at issue, prior year \$, current year \$
Loans greater than 60 months at issue BUT NOT GREATER THAN 120 MONTHS, prior year \$, current year \$

ACCIDENT AND HEALTH INSURANCE

	1	2	3	4	5
	Direct Premiums	Direct Premiums Earned	Dividends Paid Or Credited On Direct Business	Direct Losses Paid	Direct Losses Incurred
24. Group Policies (b)					
24.1 Federal Employees Health Benefits Plan premium (b)					
24.2 Credit (Group and Individual)					
24.3 Collectively renewable policies (b)					
24.4 Medicare Title XVIII exempt from state taxes or fees Other Individual Policies:					
25.1 Non-cancelable (b)					
25.2 Guaranteed renewable (b)					
25.3 Non-renewable for stated reasons only (b)					
25.4 Other accident only					
25.5 All other (b)					
25.6 Totals (sum of Lines 25.1 to 25.5)	0	0	0	0	0
26. Totals (Lines 24 + 24.1 + 24.2 + 24.3 + 24.4 + 25.6)	0	0	0	0	0

(b) For health business on indicated lines report: Number of persons insured under PPO managed care products 0 and number of persons
insured under indemnity only products 0 .



ANNUAL STATEMENT FOR THE YEAR 2017 OF THE Integrity Life Insurance Company

DIRECT BUSINESS IN THE STATE OF Wisconsin

DURING THE YEAR 2017

NAIC Group Code 0836

LIFE INSURANCE

NAIC Company Code 74780

DIRECT PREMIUMS AND ANNUITY CONSIDERATIONS	1	2	3	4	5
	Ordinary	Credit Life (Group and Individual)	Group	Industrial	Total
1. Life insurance	2,261	0	0	0	2,261
2. Annuity considerations	9,476,078	0	0	0	9,476,078
3. Deposit-type contract funds	1,252,720	XXX	0	XXX	1,252,720
4. Other considerations					0
5. Totals (Sum of Lines 1 to 4)	10,731,059	0	0	0	10,731,059
DIRECT DIVIDENDS TO POLICYHOLDERS					
Life insurance:					
6.1 Paid in cash or left on deposit					0
6.2 Applied to pay renewal premiums					0
6.3 Applied to provide paid-up additions or shorten the endowment or premium-paying period					0
6.4 Other					0
6.5 Totals (Sum of Lines 6.1 to 6.4)	0	0	0	0	0
Annuities:					
7.1 Paid in cash or left on deposit					0
7.2 Applied to provide paid-up annuities					0
7.3 Other					0
7.4 Totals (Sum of Lines 7.1 to 7.3)	0	0	0	0	0
8. Grand Totals (Lines 6.5 plus 7.4)	0	0	0	0	0
DIRECT CLAIMS AND BENEFITS PAID					
9. Death benefits					0
10. Matured endowments					0
11. Annuity benefits	5,474,348	0	0	0	5,474,348
12. Surrender values and withdrawals for life contracts	5,197,854	0	0	0	5,197,854
13. Aggregate write-ins for miscellaneous direct claims and benefits paid	0	0	0	0	0
14. All other benefits, except accident and health	290,209	0	0	0	290,209
15. Totals	10,962,411	0	0	0	10,962,411
DETAILS OF WRITE-INS					
1301.					
1302.					
1303.					
1398. Summary of Line 13 from overflow page	0	0	0	0	0
1399. Totals (Lines 1301 thru 1303 plus 1398) (Line 13 above)	0	0	0	0	0

DIRECT DEATH BENEFITS AND MATURED ENDOWMENTS INCURRED	Ordinary		Credit Life (Group and Individual)		Group		Industrial		Total	
	1	2	3	4	5	6	7	8	9	10
	No.	Amount	No. of Ind.Pols. & Gr. Certifs.	Amount	No. of Certifs.	Amount	No.	Amount	No.	Amount
16. Unpaid December 31, prior year									0	0
17. Incurred during current year Settled during current year:									0	0
18.1 By payment in full									0	0
18.2 By payment on compromised claims									0	0
18.3 Totals paid	0	0	0	0	0	0	0	0	0	0
18.4 Reduction by compromise									0	0
18.5 Amount rejected									0	0
18.6 Total settlements	0	0	0	0	0	0	0	0	0	0
19. Unpaid Dec. 31, current year (16+17-18.6)	0	0	0	0	0	0	0	0	0	0
POLICY EXHIBIT					No. of Policies					
20. In force December 31, prior year	113	2,310,319	0 (a)	0	0	0	0	0	113	2,310,319
21. Issued during year									0	0
22. Other changes to in force (Net)	(4)	(32,532)							(4)	(32,532)
23. In force December 31 of current year	109	2,277,787	0 (a)	0	0	0	0	0	109	2,277,787

(a) Includes Individual Credit Life Insurance prior year \$, current year \$
Includes Group Credit Life Insurance Loans less than or equal to 60 months at issue, prior year \$, current year \$
Loans greater than 60 months at issue BUT NOT GREATER THAN 120 MONTHS, prior year \$, current year \$

ACCIDENT AND HEALTH INSURANCE

	1	2	3	4	5
	Direct Premiums	Direct Premiums Earned	Dividends Paid Or Credited On Direct Business	Direct Losses Paid	Direct Losses Incurred
24. Group Policies (b)					
24.1 Federal Employees Health Benefits Plan premium (b)					
24.2 Credit (Group and Individual)					
24.3 Collectively renewable policies (b)					
24.4 Medicare Title XVIII exempt from state taxes or fees Other Individual Policies:					
25.1 Non-cancelable (b)					
25.2 Guaranteed renewable (b)					
25.3 Non-renewable for stated reasons only (b)					
25.4 Other accident only					
25.5 All other (b)					
25.6 Totals (sum of Lines 25.1 to 25.5)	0	0	0	0	0
26. Totals (Lines 24 + 24.1 + 24.2 + 24.3 + 24.4 + 25.6)	0	0	0	0	0

(b) For health business on indicated lines report: Number of persons insured under PPO managed care products 0 and number of persons
insured under indemnity only products 0 .



ANNUAL STATEMENT FOR THE YEAR 2017 OF THE Integrity Life Insurance Company

DIRECT BUSINESS IN THE STATE OF Wyoming

DURING THE YEAR 2017

NAIC Group Code 0836

LIFE INSURANCE

NAIC Company Code 74780

	1	2	3	4	5
DIRECT PREMIUMS AND ANNUITY CONSIDERATIONS	Ordinary	Credit Life (Group and Individual)	Group	Industrial	Total
1. Life insurance					0
2. Annuity considerations	2,622,571	0	0	0	2,622,571
3. Deposit-type contract funds		XXX		XXX	0
4. Other considerations					0
5. Totals (Sum of Lines 1 to 4)	2,622,571	0	0	0	2,622,571
DIRECT DIVIDENDS TO POLICYHOLDERS					
Life insurance:					
6.1 Paid in cash or left on deposit					0
6.2 Applied to pay renewal premiums					0
6.3 Applied to provide paid-up additions or shorten the endowment or premium-paying period					0
6.4 Other					0
6.5 Totals (Sum of Lines 6.1 to 6.4)	0	0	0	0	0
Annuities:					
7.1 Paid in cash or left on deposit					0
7.2 Applied to provide paid-up annuities					0
7.3 Other					0
7.4 Totals (Sum of Lines 7.1 to 7.3)	0	0	0	0	0
8. Grand Totals (Lines 6.5 plus 7.4)	0	0	0	0	0
DIRECT CLAIMS AND BENEFITS PAID					
9. Death benefits					0
10. Matured endowments					0
11. Annuity benefits	408,134	0	0	0	408,134
12. Surrender values and withdrawals for life contracts	76,360	0	0	0	76,360
13. Aggregate write-ins for miscellaneous direct claims and benefits paid	0	0	0	0	0
14. All other benefits, except accident and health	32,075	0	0	0	32,075
15. Totals	516,569	0	0	0	516,569
DETAILS OF WRITE-INS					
1301.					
1302.					
1303.					
1398. Summary of Line 13 from overflow page	0	0	0	0	0
1399. Totals (Lines 1301 thru 1303 plus 1398) (Line 13 above)	0	0	0	0	0

DIRECT DEATH BENEFITS AND MATURED ENDOWMENTS INCURRED	Ordinary		Credit Life (Group and Individual)		Group		Industrial		Total	
	1	2	3	4	5	6	7	8	9	10
	No.	Amount	No. of Ind.Pols. & Gr. Certifs.	Amount	No. of Certifs.	Amount	No.	Amount	No.	Amount
16. Unpaid December 31, prior year									0	0
17. Incurred during current year Settled during current year:									0	0
18.1 By payment in full									0	0
18.2 By payment on compromised claims									0	0
18.3 Totals paid	0	0	0	0	0	0	0	0	0	0
18.4 Reduction by compromise									0	0
18.5 Amount rejected									0	0
18.6 Total settlements	0	0	0	0	0	0	0	0	0	0
19. Unpaid Dec. 31, current year (16+17-18.6)	0	0	0	0	0	0	0	0	0	0
POLICY EXHIBIT						No. of Policies				
20. In force December 31, prior year	4	256,863	0 (a)	0	0	0	0	0	4	256,863
21. Issued during year									0	0
22. Other changes to in force (Net)	0	790							0	790
23. In force December 31 of current year	4	257,653	0 (a)	0	0	0	0	0	4	257,653

(a) Includes Individual Credit Life Insurance prior year \$, current year \$
Includes Group Credit Life Insurance Loans less than or equal to 60 months at issue, prior year \$, current year \$
Loans greater than 60 months at issue BUT NOT GREATER THAN 120 MONTHS, prior year \$, current year \$

ACCIDENT AND HEALTH INSURANCE

	1	2	3	4	5
	Direct Premiums	Direct Premiums Earned	Dividends Paid Or Credited On Direct Business	Direct Losses Paid	Direct Losses Incurred
24. Group Policies (b)					
24.1 Federal Employees Health Benefits Plan premium (b)					
24.2 Credit (Group and Individual)					
24.3 Collectively renewable policies (b)					
24.4 Medicare Title XVIII exempt from state taxes or fees Other Individual Policies:					
25.1 Non-cancelable (b)					
25.2 Guaranteed renewable (b)					
25.3 Non-renewable for stated reasons only (b)					
25.4 Other accident only					
25.5 All other (b)					
25.6 Totals (sum of Lines 25.1 to 25.5)	0	0	0	0	0
26. Totals (Lines 24 + 24.1 + 24.2 + 24.3 + 24.4 + 25.6)	0	0	0	0	0

(b) For health business on indicated lines report: Number of persons insured under PPO managed care products 0 and number of persons insured under indemnity only products 0 .



ANNUAL STATEMENT FOR THE YEAR 2017 OF THE Integrity Life Insurance Company

DIRECT BUSINESS IN THE STATE OF American Samoa

DURING THE YEAR 2017

NAIC Group Code 0836

LIFE INSURANCE

NAIC Company Code 74780

DIRECT PREMIUMS AND ANNUITY CONSIDERATIONS	1 Ordinary	2 Credit Life (Group and Individual)	3 Group	4 Industrial	5 Total
1. Life insurance					0
2. Annuity considerations					0
3. Deposit-type contract funds		XXX		XXX	0
4. Other considerations					0
5. Totals (Sum of Lines 1 to 4)	0	0	0	0	0
DIRECT DIVIDENDS TO POLICYHOLDERS					
Life insurance:					
6.1 Paid in cash or left on deposit					0
6.2 Applied to pay renewal premiums					0
6.3 Applied to provide paid-up additions or shorten the endowment or premium-paying period					0
6.4 Other					0
6.5 Totals (Sum of Lines 6.1 to 6.4)	0	0	0	0	0
Annuities:					
7.1 Paid in cash or left on deposit					0
7.2 Applied to provide paid-up annuities					0
7.3 Other					0
7.4 Totals (Sum of Lines 7.1 to 7.3)	0	0	0	0	0
8. Grand Totals (Lines 6.5 plus 7.4)	0	0	0	0	0
DIRECT CLAIMS AND BENEFITS PAID					
9. Death benefits					0
10. Matured endowments					0
11. Annuity benefits					0
12. Surrender values and withdrawals for life contracts					0
13. Aggregate write-ins for miscellaneous direct claims and benefits paid	0	0	0	0	0
14. All other benefits, except accident and health					0
15. Totals	0	0	0	0	0
DETAILS OF WRITE-INS					
1301.					
1302.					
1303.					
1398. Summary of Line 13 from overflow page	0	0	0	0	0
1399. Totals (Lines 1301 thru 1303 plus 1398) (Line 13 above)	0	0	0	0	0

DIRECT DEATH BENEFITS AND MATURED ENDOWMENTS INCURRED	Ordinary		Credit Life (Group and Individual)		Group		Industrial		Total	
	1	2	3	4	5	6	7	8	9	10
	No.	Amount	No. of Ind.Pols. & Gr. Certifs.	Amount	No. of Certifs.	Amount	No.	Amount	No.	Amount
16. Unpaid December 31, prior year									0	0
17. Incurred during current year Settled during current year:									0	0
18.1 By payment in full									0	0
18.2 By payment on compromised claims									0	0
18.3 Totals paid	0	0	0	0	0	0	0	0	0	0
18.4 Reduction by compromise									0	0
18.5 Amount rejected									0	0
18.6 Total settlements	0	0	0	0	0	0	0	0	0	0
19. Unpaid Dec. 31, current year (16+17-18.6)	0	0	0	0	0	0	0	0	0	0
POLICY EXHIBIT						No. of Policies				
20. In force December 31, prior year			(a)						0	0
21. Issued during year									0	0
22. Other changes to in force (Net)									0	0
23. In force December 31 of current year	0	0	0	(a) 0	0	0	0	0	0	0

(a) Includes Individual Credit Life Insurance prior year \$, current year \$
Includes Group Credit Life Insurance Loans less than or equal to 60 months at issue, prior year \$, current year \$
Loans greater than 60 months at issue BUT NOT GREATER THAN 120 MONTHS, prior year \$, current year \$

ACCIDENT AND HEALTH INSURANCE

	1	2	3	4	5
	Direct Premiums	Direct Premiums Earned	Dividends Paid Or Credited On Direct Business	Direct Losses Paid	Direct Losses Incurred
24. Group Policies (b)					
24.1 Federal Employees Health Benefits Plan premium (b)					
24.2 Credit (Group and Individual)					
24.3 Collectively renewable policies (b)					
24.4 Medicare Title XVIII exempt from state taxes or fees Other Individual Policies:					
25.1 Non-cancelable (b)					
25.2 Guaranteed renewable (b)					
25.3 Non-renewable for stated reasons only (b)					
25.4 Other accident only					
25.5 All other (b)					
25.6 Totals (sum of Lines 25.1 to 25.5)	0	0	0	0	0
26. Totals (Lines 24 + 24.1 + 24.2 + 24.3 + 24.4 + 25.6)	0	0	0	0	0

(b) For health business on indicated lines report: Number of persons insured under PPO managed care products 0 and number of persons
insured under indemnity only products 0 .



ANNUAL STATEMENT FOR THE YEAR 2017 OF THE Integrity Life Insurance Company

DIRECT BUSINESS IN THE STATE OF Guam

DURING THE YEAR 2017

NAIC Group Code 0836

LIFE INSURANCE

NAIC Company Code 74780

	1	2	3	4	5
DIRECT PREMIUMS AND ANNUITY CONSIDERATIONS	Ordinary	Credit Life (Group and Individual)	Group	Industrial	Total
1. Life insurance					0
2. Annuity considerations					0
3. Deposit-type contract funds		XXX		XXX	0
4. Other considerations					0
5. Totals (Sum of Lines 1 to 4)	0	0	0	0	0
DIRECT DIVIDENDS TO POLICYHOLDERS					
Life insurance:					
6.1 Paid in cash or left on deposit					0
6.2 Applied to pay renewal premiums					0
6.3 Applied to provide paid-up additions or shorten the endowment or premium-paying period					0
6.4 Other					0
6.5 Totals (Sum of Lines 6.1 to 6.4)	0	0	0	0	0
Annuities:					
7.1 Paid in cash or left on deposit					0
7.2 Applied to provide paid-up annuities					0
7.3 Other					0
7.4 Totals (Sum of Lines 7.1 to 7.3)	0	0	0	0	0
8. Grand Totals (Lines 6.5 plus 7.4)	0	0	0	0	0
DIRECT CLAIMS AND BENEFITS PAID					
9. Death benefits					0
10. Matured endowments					0
11. Annuity benefits					0
12. Surrender values and withdrawals for life contracts	11,617	0	0	0	11,617
13. Aggregate write-ins for miscellaneous direct claims and benefits paid	0	0	0	0	0
14. All other benefits, except accident and health	282	0	0	0	282
15. Totals	11,899	0	0	0	11,899
DETAILS OF WRITE-INS					
1301.					
1302.					
1303.					
1398. Summary of Line 13 from overflow page	0	0	0	0	0
1399. Totals (Lines 1301 thru 1303 plus 1398) (Line 13 above)	0	0	0	0	0

DIRECT DEATH BENEFITS AND MATURED ENDOWMENTS INCURRED	Ordinary		Credit Life (Group and Individual)		Group		Industrial		Total	
	1	2	3	4	5	6	7	8	9	10
	No.	Amount	No. of Ind.Pols. & Gr. Certifs.	Amount	No. of Certifs.	Amount	No.	Amount	No.	Amount
16. Unpaid December 31, prior year									0	0
17. Incurred during current year Settled during current year:									0	0
18.1 By payment in full									0	0
18.2 By payment on compromised claims									0	0
18.3 Totals paid	0	0	0	0	0	0	0	0	0	0
18.4 Reduction by compromise									0	0
18.5 Amount rejected									0	0
18.6 Total settlements	0	0	0	0	0	0	0	0	0	0
19. Unpaid Dec. 31, current year (16+17-18.6)	0	0	0	0	0	0	0	0	0	0
POLICY EXHIBIT					No. of Policies					
20. In force December 31, prior year			(a)						0	0
21. Issued during year									0	0
22. Other changes to in force (Net)									0	0
23. In force December 31 of current year	0	0	0	(a) 0	0	0	0	0	0	0

(a) Includes Individual Credit Life Insurance prior year \$, current year \$
Includes Group Credit Life Insurance Loans less than or equal to 60 months at issue, prior year \$, current year \$
Loans greater than 60 months at issue BUT NOT GREATER THAN 120 MONTHS, prior year \$, current year \$

ACCIDENT AND HEALTH INSURANCE

	1	2	3	4	5
	Direct Premiums	Direct Premiums Earned	Dividends Paid Or Credited On Direct Business	Direct Losses Paid	Direct Losses Incurred
24. Group Policies (b)					
24.1 Federal Employees Health Benefits Plan premium (b)					
24.2 Credit (Group and Individual)					
24.3 Collectively renewable policies (b)					
24.4 Medicare Title XVIII exempt from state taxes or fees Other Individual Policies:					
25.1 Non-cancelable (b)					
25.2 Guaranteed renewable (b)					
25.3 Non-renewable for stated reasons only (b)					
25.4 Other accident only					
25.5 All other (b)					
25.6 Totals (sum of Lines 25.1 to 25.5)	0	0	0	0	0
26. Totals (Lines 24 + 24.1 + 24.2 + 24.3 + 24.4 + 25.6)	0	0	0	0	0

(b) For health business on indicated lines report: Number of persons insured under PPO managed care products 0 and number of persons insured under indemnity only products 0 .



ANNUAL STATEMENT FOR THE YEAR 2017 OF THE Integrity Life Insurance Company

DIRECT BUSINESS IN THE STATE OF Puerto Rico

DURING THE YEAR 2017

NAIC Group Code 0836

LIFE INSURANCE

NAIC Company Code 74780

DIRECT PREMIUMS AND ANNUITY CONSIDERATIONS	1 Ordinary	2 Credit Life (Group and Individual)	3 Group	4 Industrial	5 Total
1. Life insurance					0
2. Annuity considerations					0
3. Deposit-type contract funds		XXX		XXX	0
4. Other considerations					0
5. Totals (Sum of Lines 1 to 4)	0	0	0	0	0
DIRECT DIVIDENDS TO POLICYHOLDERS					
Life insurance:					
6.1 Paid in cash or left on deposit					0
6.2 Applied to pay renewal premiums					0
6.3 Applied to provide paid-up additions or shorten the endowment or premium-paying period					0
6.4 Other					0
6.5 Totals (Sum of Lines 6.1 to 6.4)	0	0	0	0	0
Annuities:					
7.1 Paid in cash or left on deposit					0
7.2 Applied to provide paid-up annuities					0
7.3 Other					0
7.4 Totals (Sum of Lines 7.1 to 7.3)	0	0	0	0	0
8. Grand Totals (Lines 6.5 plus 7.4)	0	0	0	0	0
DIRECT CLAIMS AND BENEFITS PAID					
9. Death benefits					0
10. Matured endowments					0
11. Annuity benefits					0
12. Surrender values and withdrawals for life contracts	9,252	0	0	0	9,252
13. Aggregate write-ins for miscellaneous direct claims and benefits paid	0	0	0	0	0
14. All other benefits, except accident and health					0
15. Totals	9,252	0	0	0	9,252
DETAILS OF WRITE-INS					
1301.					
1302.					
1303.					
1398. Summary of Line 13 from overflow page	0	0	0	0	0
1399. Totals (Lines 1301 thru 1303 plus 1398) (Line 13 above)	0	0	0	0	0

DIRECT DEATH BENEFITS AND MATURED ENDOWMENTS INCURRED	Ordinary		Credit Life (Group and Individual)		Group		Industrial		Total	
	1	2	3	4	5	6	7	8	9	10
	No.	Amount	No. of Ind.Pols. & Gr. Certifs.	Amount	No. of Certifs.	Amount	No.	Amount	No.	Amount
16. Unpaid December 31, prior year									0	0
17. Incurred during current year Settled during current year:									0	0
18.1 By payment in full									0	0
18.2 By payment on compromised claims									0	0
18.3 Totals paid	0	0	0	0	0	0	0	0	0	0
18.4 Reduction by compromise									0	0
18.5 Amount rejected									0	0
18.6 Total settlements	0	0	0	0	0	0	0	0	0	0
19. Unpaid Dec. 31, current year (16+17-18.6)	0	0	0	0	0	0	0	0	0	0
POLICY EXHIBIT						No. of Policies				
20. In force December 31, prior year			(a)						0	0
21. Issued during year									0	0
22. Other changes to in force (Net)									0	0
23. In force December 31 of current year	0	0	0	(a) 0	0	0	0	0	0	0

(a) Includes Individual Credit Life Insurance prior year \$, current year \$
Includes Group Credit Life Insurance Loans less than or equal to 60 months at issue, prior year \$, current year \$
Loans greater than 60 months at issue BUT NOT GREATER THAN 120 MONTHS, prior year \$, current year \$

ACCIDENT AND HEALTH INSURANCE

	1	2	3	4	5
	Direct Premiums	Direct Premiums Earned	Dividends Paid Or Credited On Direct Business	Direct Losses Paid	Direct Losses Incurred
24. Group Policies (b)					
24.1 Federal Employees Health Benefits Plan premium (b)					
24.2 Credit (Group and Individual)					
24.3 Collectively renewable policies (b)					
24.4 Medicare Title XVIII exempt from state taxes or fees Other Individual Policies:					
25.1 Non-cancelable (b)					
25.2 Guaranteed renewable (b)					
25.3 Non-renewable for stated reasons only (b)					
25.4 Other accident only					
25.5 All other (b)					
25.6 Totals (sum of Lines 25.1 to 25.5)	0	0	0	0	0
26. Totals (Lines 24 + 24.1 + 24.2 + 24.3 + 24.4 + 25.6)	0	0	0	0	0

(b) For health business on indicated lines report: Number of persons insured under PPO managed care products 0 and number of persons
insured under indemnity only products 0 .



ANNUAL STATEMENT FOR THE YEAR 2017 OF THE Integrity Life Insurance Company

DIRECT BUSINESS IN THE STATE OF U.S. Virgin Islands

DURING THE YEAR 2017

NAIC Group Code 0836

LIFE INSURANCE

NAIC Company Code 74780

DIRECT PREMIUMS AND ANNUITY CONSIDERATIONS	1 Ordinary	2 Credit Life (Group and Individual)	3 Group	4 Industrial	5 Total
1. Life insurance					0
2. Annuity considerations					0
3. Deposit-type contract funds		XXX		XXX	0
4. Other considerations					0
5. Totals (Sum of Lines 1 to 4)	0	0	0	0	0
DIRECT DIVIDENDS TO POLICYHOLDERS					
Life insurance:					
6.1 Paid in cash or left on deposit					0
6.2 Applied to pay renewal premiums					0
6.3 Applied to provide paid-up additions or shorten the endowment or premium-paying period					0
6.4 Other					0
6.5 Totals (Sum of Lines 6.1 to 6.4)	0	0	0	0	0
Annuities:					
7.1 Paid in cash or left on deposit					0
7.2 Applied to provide paid-up annuities					0
7.3 Other					0
7.4 Totals (Sum of Lines 7.1 to 7.3)	0	0	0	0	0
8. Grand Totals (Lines 6.5 plus 7.4)	0	0	0	0	0
DIRECT CLAIMS AND BENEFITS PAID					
9. Death benefits					0
10. Matured endowments					0
11. Annuity benefits	17,628	0	0	0	17,628
12. Surrender values and withdrawals for life contracts					0
13. Aggregate write-ins for miscellaneous direct claims and benefits paid	0	0	0	0	0
14. All other benefits, except accident and health					0
15. Totals	17,628	0	0	0	17,628
DETAILS OF WRITE-INS					
1301.					
1302.					
1303.					
1398. Summary of Line 13 from overflow page	0	0	0	0	0
1399. Totals (Lines 1301 thru 1303 plus 1398) (Line 13 above)	0	0	0	0	0

DIRECT DEATH BENEFITS AND MATURED ENDOWMENTS INCURRED	Ordinary		Credit Life (Group and Individual)		Group		Industrial		Total	
	1	2	3	4	5	6	7	8	9	10
	No.	Amount	No. of Ind.Pols. & Gr. Certifs.	Amount	No. of Certifs.	Amount	No.	Amount	No.	Amount
16. Unpaid December 31, prior year									0	0
17. Incurred during current year Settled during current year:									0	0
18.1 By payment in full									0	0
18.2 By payment on compromised claims									0	0
18.3 Totals paid	0	0	0	0	0	0	0	0	0	0
18.4 Reduction by compromise									0	0
18.5 Amount rejected									0	0
18.6 Total settlements	0	0	0	0	0	0	0	0	0	0
19. Unpaid Dec. 31, current year (16+17-18.6)	0	0	0	0	0	0	0	0	0	0
POLICY EXHIBIT						No. of Policies				
20. In force December 31, prior year			(a)						0	0
21. Issued during year									0	0
22. Other changes to in force (Net)									0	0
23. In force December 31 of current year	0	0	0	(a) 0	0	0	0	0	0	0

(a) Includes Individual Credit Life Insurance prior year \$, current year \$
Includes Group Credit Life Insurance Loans less than or equal to 60 months at issue, prior year \$, current year \$
Loans greater than 60 months at issue BUT NOT GREATER THAN 120 MONTHS, prior year \$, current year \$

ACCIDENT AND HEALTH INSURANCE

	1	2	3	4	5
	Direct Premiums	Direct Premiums Earned	Dividends Paid Or Credited On Direct Business	Direct Losses Paid	Direct Losses Incurred
24. Group Policies (b)					
24.1 Federal Employees Health Benefits Plan premium (b)					
24.2 Credit (Group and Individual)					
24.3 Collectively renewable policies (b)					
24.4 Medicare Title XVIII exempt from state taxes or fees Other Individual Policies:					
25.1 Non-cancelable (b)					
25.2 Guaranteed renewable (b)					
25.3 Non-renewable for stated reasons only (b)					
25.4 Other accident only					
25.5 All other (b)					
25.6 Totals (sum of Lines 25.1 to 25.5)	0	0	0	0	0
26. Totals (Lines 24 + 24.1 + 24.2 + 24.3 + 24.4 + 25.6)	0	0	0	0	0

(b) For health business on indicated lines report: Number of persons insured under PPO managed care products 0 and number of persons insured under indemnity only products 0 .



ANNUAL STATEMENT FOR THE YEAR 2017 OF THE Integrity Life Insurance Company

DIRECT BUSINESS IN THE STATE OF Northern Mariana Islands

DURING THE YEAR 2017

NAIC Group Code 0836

LIFE INSURANCE

NAIC Company Code 74780

DIRECT PREMIUMS AND ANNUITY CONSIDERATIONS	1 Ordinary	2 Credit Life (Group and Individual)	3 Group	4 Industrial	5 Total
1. Life insurance					0
2. Annuity considerations					0
3. Deposit-type contract funds		XXX		XXX	0
4. Other considerations					0
5. Totals (Sum of Lines 1 to 4)	0	0	0	0	0
DIRECT DIVIDENDS TO POLICYHOLDERS					
Life insurance:					
6.1 Paid in cash or left on deposit					0
6.2 Applied to pay renewal premiums					0
6.3 Applied to provide paid-up additions or shorten the endowment or premium-paying period					0
6.4 Other					0
6.5 Totals (Sum of Lines 6.1 to 6.4)	0	0	0	0	0
Annuities:					
7.1 Paid in cash or left on deposit					0
7.2 Applied to provide paid-up annuities					0
7.3 Other					0
7.4 Totals (Sum of Lines 7.1 to 7.3)	0	0	0	0	0
8. Grand Totals (Lines 6.5 plus 7.4)	0	0	0	0	0
DIRECT CLAIMS AND BENEFITS PAID					
9. Death benefits					0
10. Matured endowments					0
11. Annuity benefits					0
12. Surrender values and withdrawals for life contracts					0
13. Aggregate write-ins for miscellaneous direct claims and benefits paid	0	0	0	0	0
14. All other benefits, except accident and health					0
15. Totals	0	0	0	0	0
DETAILS OF WRITE-INS					
1301.					
1302.					
1303.					
1398. Summary of Line 13 from overflow page	0	0	0	0	0
1399. Totals (Lines 1301 thru 1303 plus 1398) (Line 13 above)	0	0	0	0	0

DIRECT DEATH BENEFITS AND MATURED ENDOWMENTS INCURRED	Ordinary		Credit Life (Group and Individual)		Group		Industrial		Total	
	1	2	3	4	5	6	7	8	9	10
	No.	Amount	No. of Ind.Pols. & Gr. Certifs.	Amount	No. of Certifs.	Amount	No.	Amount	No.	Amount
16. Unpaid December 31, prior year									0	0
17. Incurred during current year Settled during current year:									0	0
18.1 By payment in full									0	0
18.2 By payment on compromised claims									0	0
18.3 Totals paid	0	0	0	0	0	0	0	0	0	0
18.4 Reduction by compromise									0	0
18.5 Amount rejected									0	0
18.6 Total settlements	0	0	0	0	0	0	0	0	0	0
19. Unpaid Dec. 31, current year (16+17-18.6)	0	0	0	0	0	0	0	0	0	0
POLICY EXHIBIT					No. of Policies					
20. In force December 31, prior year			(a)						0	0
21. Issued during year									0	0
22. Other changes to in force (Net)									0	0
23. In force December 31 of current year	0	0	0	(a) 0	0	0	0	0	0	0

(a) Includes Individual Credit Life Insurance prior year \$, current year \$
Includes Group Credit Life Insurance Loans less than or equal to 60 months at issue, prior year \$, current year \$
Loans greater than 60 months at issue BUT NOT GREATER THAN 120 MONTHS, prior year \$, current year \$

ACCIDENT AND HEALTH INSURANCE

	1	2	3	4	5
	Direct Premiums	Direct Premiums Earned	Dividends Paid Or Credited On Direct Business	Direct Losses Paid	Direct Losses Incurred
24. Group Policies (b)					
24.1 Federal Employees Health Benefits Plan premium (b)					
24.2 Credit (Group and Individual)					
24.3 Collectively renewable policies (b)					
24.4 Medicare Title XVIII exempt from state taxes or fees Other Individual Policies:					
25.1 Non-cancelable (b)					
25.2 Guaranteed renewable (b)					
25.3 Non-renewable for stated reasons only (b)					
25.4 Other accident only					
25.5 All other (b)					
25.6 Totals (sum of Lines 25.1 to 25.5)	0	0	0	0	0
26. Totals (Lines 24 + 24.1 + 24.2 + 24.3 + 24.4 + 25.6)	0	0	0	0	0

(b) For health business on indicated lines report: Number of persons insured under PPO managed care products 0 and number of persons insured under indemnity only products 0 .



ANNUAL STATEMENT FOR THE YEAR 2017 OF THE Integrity Life Insurance Company

DIRECT BUSINESS IN THE STATE OF Canada

DURING THE YEAR 2017

NAIC Group Code 0836

LIFE INSURANCE

NAIC Company Code 74780

	1	2	3	4	5
DIRECT PREMIUMS AND ANNUITY CONSIDERATIONS	Ordinary	Credit Life (Group and Individual)	Group	Industrial	Total
1. Life insurance					0
2. Annuity considerations					0
3. Deposit-type contract funds		XXX		XXX	0
4. Other considerations					0
5. Totals (Sum of Lines 1 to 4)	0	0	0	0	0
DIRECT DIVIDENDS TO POLICYHOLDERS					
Life insurance:					
6.1 Paid in cash or left on deposit					0
6.2 Applied to pay renewal premiums					0
6.3 Applied to provide paid-up additions or shorten the endowment or premium-paying period					0
6.4 Other					0
6.5 Totals (Sum of Lines 6.1 to 6.4)	0	0	0	0	0
Annuities:					
7.1 Paid in cash or left on deposit					0
7.2 Applied to provide paid-up annuities					0
7.3 Other					0
7.4 Totals (Sum of Lines 7.1 to 7.3)	0	0	0	0	0
8. Grand Totals (Lines 6.5 plus 7.4)	0	0	0	0	0
DIRECT CLAIMS AND BENEFITS PAID					
9. Death benefits					0
10. Matured endowments					0
11. Annuity benefits	55,774	0	0	0	55,774
12. Surrender values and withdrawals for life contracts					0
13. Aggregate write-ins for miscellaneous direct claims and benefits paid	0	0	0	0	0
14. All other benefits, except accident and health					0
15. Totals	55,774	0	0	0	55,774
DETAILS OF WRITE-INS					
1301.					
1302.					
1303.					
1398. Summary of Line 13 from overflow page	0	0	0	0	0
1399. Totals (Lines 1301 thru 1303 plus 1398) (Line 13 above)	0	0	0	0	0

DIRECT DEATH BENEFITS AND MATURED ENDOWMENTS INCURRED	Ordinary		Credit Life (Group and Individual)		Group		Industrial		Total	
	1	2	3	4	5	6	7	8	9	10
	No.	Amount	No. of Ind.Pols. & Gr. Certifs.	Amount	No. of Certifs.	Amount	No.	Amount	No.	Amount
16. Unpaid December 31, prior year									0	0
17. Incurred during current year Settled during current year:									0	0
18.1 By payment in full									0	0
18.2 By payment on compromised claims									0	0
18.3 Totals paid	0	0	0	0	0	0	0	0	0	0
18.4 Reduction by compromise									0	0
18.5 Amount rejected									0	0
18.6 Total settlements	0	0	0	0	0	0	0	0	0	0
19. Unpaid Dec. 31, current year (16+17-18.6)	0	0	0	0	0	0	0	0	0	0
POLICY EXHIBIT						No. of Policies				
20. In force December 31, prior year			(a)						0	0
21. Issued during year									0	0
22. Other changes to in force (Net)									0	0
23. In force December 31 of current year	0	0	0	(a) 0	0	0	0	0	0	0

(a) Includes Individual Credit Life Insurance prior year \$, current year \$
Includes Group Credit Life Insurance Loans less than or equal to 60 months at issue, prior year \$, current year \$
Loans greater than 60 months at issue BUT NOT GREATER THAN 120 MONTHS, prior year \$, current year \$

ACCIDENT AND HEALTH INSURANCE

	1	2	3	4	5
	Direct Premiums	Direct Premiums Earned	Dividends Paid Or Credited On Direct Business	Direct Losses Paid	Direct Losses Incurred
24. Group Policies (b)					
24.1 Federal Employees Health Benefits Plan premium (b)					
24.2 Credit (Group and Individual)					
24.3 Collectively renewable policies (b)					
24.4 Medicare Title XVIII exempt from state taxes or fees Other Individual Policies:					
25.1 Non-cancelable (b)					
25.2 Guaranteed renewable (b)					
25.3 Non-renewable for stated reasons only (b)					
25.4 Other accident only					
25.5 All other (b)					
25.6 Totals (sum of Lines 25.1 to 25.5)	0	0	0	0	0
26. Totals (Lines 24 + 24.1 + 24.2 + 24.3 + 24.4 + 25.6)	0	0	0	0	0

(b) For health business on indicated lines report: Number of persons insured under PPO managed care products 0 and number of persons
insured under indemnity only products 0 .



ANNUAL STATEMENT FOR THE YEAR 2017 OF THE Integrity Life Insurance Company

DIRECT BUSINESS IN THE STATE OF Other Aliens

DURING THE YEAR 2017

NAIC Group Code 0836

LIFE INSURANCE

NAIC Company Code 74780

	1	2	3	4	5
DIRECT PREMIUMS AND ANNUITY CONSIDERATIONS	Ordinary	Credit Life (Group and Individual)	Group	Industrial	Total
1. Life insurance	0	0	0	0	0
2. Annuity considerations	22,307	0	0	0	22,307
3. Deposit-type contract funds	0	XXX	0	XXX	0
4. Other considerations	0	0	0	0	0
5. Totals (Sum of Lines 1 to 4)	22,307	0	0	0	22,307
DIRECT DIVIDENDS TO POLICYHOLDERS					
Life insurance:					
6.1 Paid in cash or left on deposit	0	0	0	0	0
6.2 Applied to pay renewal premiums	0	0	0	0	0
6.3 Applied to provide paid-up additions or shorten the endowment or premium-paying period	0	0	0	0	0
6.4 Other	0	0	0	0	0
6.5 Totals (Sum of Lines 6.1 to 6.4)	0	0	0	0	0
Annuities:					
7.1 Paid in cash or left on deposit	0	0	0	0	0
7.2 Applied to provide paid-up annuities	0	0	0	0	0
7.3 Other	0	0	0	0	0
7.4 Totals (Sum of Lines 7.1 to 7.3)	0	0	0	0	0
8. Grand Totals (Lines 6.5 plus 7.4)	0	0	0	0	0
DIRECT CLAIMS AND BENEFITS PAID					
9. Death benefits	0	0	0	0	0
10. Matured endowments	0	0	0	0	0
11. Annuity benefits	0	0	0	0	0
12. Surrender values and withdrawals for life contracts	42,158	0	0	0	42,158
13. Aggregate write-ins for miscellaneous direct claims and benefits paid	0	0	0	0	0
14. All other benefits, except accident and health	62,261	0	0	0	62,261
15. Totals	104,419	0	0	0	104,419
DETAILS OF WRITE-INS					
1301.					
1302.					
1303.					
1398. Summary of Line 13 from overflow page	0	0	0	0	0
1399. Totals (Lines 1301 thru 1303 plus 1398) (Line 13 above)	0	0	0	0	0

DIRECT DEATH BENEFITS AND MATURED ENDOWMENTS INCURRED	Ordinary		Credit Life (Group and Individual)		Group		Industrial		Total	
	1	2	3	4	5	6	7	8	9	10
	No.	Amount	No. of Ind.Pols. & Gr. Certifs.	Amount	No. of Certifs.	Amount	No.	Amount	No.	Amount
16. Unpaid December 31, prior year	0	0	0	0	0	0	0	0	0	0
17. Incurred during current year Settled during current year:	0	0	0	0	0	0	0	0	0	0
18.1 By payment in full	0	0	0	0	0	0	0	0	0	0
18.2 By payment on compromised claims	0	0	0	0	0	0	0	0	0	0
18.3 Totals paid	0	0	0	0	0	0	0	0	0	0
18.4 Reduction by compromise	0	0	0	0	0	0	0	0	0	0
18.5 Amount rejected	0	0	0	0	0	0	0	0	0	0
18.6 Total settlements	0	0	0	0	0	0	0	0	0	0
19. Unpaid Dec. 31, current year (16+17-18.6)	0	0	0	0	0	0	0	0	0	0
POLICY EXHIBIT					No. of Policies					
20. In force December 31, prior year	4	815,930	0 (a)	0	0	0	0	0	4	815,930
21. Issued during year	0	0	0	0	0	0	0	0	0	0
22. Other changes to in force (Net)	0	18,405	0	0	0	0	0	0	0	18,405
23. In force December 31 of current year	4	834,335	0 (a)	0	0	0	0	0	4	834,335

(a) Includes Individual Credit Life Insurance prior year \$ 0 , current year \$ 0
Includes Group Credit Life Insurance Loans less than or equal to 60 months at issue, prior year \$ 0 , current year \$ 0
Loans greater than 60 months at issue BUT NOT GREATER THAN 120 MONTHS, prior year \$ 0 , current year \$ 0

ACCIDENT AND HEALTH INSURANCE

	1	2	3	4	5
	Direct Premiums	Direct Premiums Earned	Dividends Paid Or Credited On Direct Business	Direct Losses Paid	Direct Losses Incurred
24. Group Policies (b)	0	0	0	0	0
24.1 Federal Employees Health Benefits Plan premium (b)	0	0	0	0	0
24.2 Credit (Group and Individual)	0	0	0	0	0
24.3 Collectively renewable policies (b)	0	0	0	0	0
24.4 Medicare Title XVIII exempt from state taxes or fees Other Individual Policies:	0	0	0	0	0
25.1 Non-cancelable (b)	0	0	0	0	0
25.2 Guaranteed renewable (b)	0	0	0	0	0
25.3 Non-renewable for stated reasons only (b)	0	0	0	0	0
25.4 Other accident only	0	0	0	0	0
25.5 All other (b)	0	0	0	0	0
25.6 Totals (sum of Lines 25.1 to 25.5)	0	0	0	0	0
26. Totals (Lines 24 + 24.1 + 24.2 + 24.3 + 24.4 + 25.6)	0	0	0	0	0

(b) For health business on indicated lines report: Number of persons insured under PPO managed care products 0 and number of persons insured under indemnity only products 0 .



ANNUAL STATEMENT FOR THE YEAR 2017 OF THE Integrity Life Insurance Company

DIRECT BUSINESS IN THE STATE OF Grand Total

DURING THE YEAR 2017

NAIC Group Code 0836

LIFE INSURANCE

NAIC Company Code 74780

DIRECT PREMIUMS AND ANNUITY CONSIDERATIONS	1	2	3	4	5
	Ordinary	Credit Life (Group and Individual)	Group	Industrial	Total
1. Life insurance	464,405	0	0	0	464,405
2. Annuity considerations	846,278,112	0	0	0	846,278,112
3. Deposit-type contract funds	1,844,499,104	XXX	0	XXX	1,844,499,104
4. Other considerations	0	0	0	0	0
5. Totals (Sum of Lines 1 to 4)	2,691,241,621	0	0	0	2,691,241,621
DIRECT DIVIDENDS TO POLICYHOLDERS					
Life insurance:					
6.1 Paid in cash or left on deposit	0	0	0	0	0
6.2 Applied to pay renewal premiums	0	0	0	0	0
6.3 Applied to provide paid-up additions or shorten the endowment or premium-paying period	0	0	0	0	0
6.4 Other	0	0	0	0	0
6.5 Totals (Sum of Lines 6.1 to 6.4)	0	0	0	0	0
Annuities:					
7.1 Paid in cash or left on deposit	0	0	0	0	0
7.2 Applied to provide paid-up annuities	0	0	0	0	0
7.3 Other	0	0	0	0	0
7.4 Totals (Sum of Lines 7.1 to 7.3)	0	0	0	0	0
8. Grand Totals (Lines 6.5 plus 7.4)	0	0	0	0	0
DIRECT CLAIMS AND BENEFITS PAID					
9. Death benefits	18,557,975	0	0	0	18,557,975
10. Matured endowments	0	0	0	0	0
11. Annuity benefits	252,831,768	0	1,482,674	0	254,314,442
12. Surrender values and withdrawals for life contracts	350,546,719	0	0	0	350,546,719
13. Aggregate write-ins for miscellaneous direct claims and benefits paid	0	0	0	0	0
14. All other benefits, except accident and health	23,060,621	0	0	0	23,060,621
15. Totals	644,997,083	0	1,482,674	0	646,479,757
DETAILS OF WRITE-INS					
1301.					
1302.					
1303.					
1398. Summary of Line 13 from overflow page	0	0	0	0	0
1399. Totals (Lines 1301 thru 1303 plus 1398) (Line 13 above)	0	0	0	0	0

DIRECT DEATH BENEFITS AND MATURED ENDOWMENTS INCURRED	Ordinary		Credit Life (Group and Individual)		Group		Industrial		Total	
	1	2	3	4	5	6	7	8	9	10
	No.	Amount	No. of Ind.Pols. & Gr. Certifs.	Amount	No. of Certifs.	Amount	No.	Amount	No.	Amount
16. Unpaid December 31, prior year	0	0	0	0	0	0	0	0	0	0
17. Incurred during current year Settled during current year:	274	18,557,975	0	0	0	0	0	0	274	18,557,975
18.1 By payment in full	274	18,557,975	0	0	0	0	0	0	274	18,557,975
18.2 By payment on compromised claims	0	0	0	0	0	0	0	0	0	0
18.3 Totals paid	274	18,557,975	0	0	0	0	0	0	274	18,557,975
18.4 Reduction by compromise	0	0	0	0	0	0	0	0	0	0
18.5 Amount rejected	0	0	0	0	0	0	0	0	0	0
18.6 Total settlements	274	18,557,975	0	0	0	0	0	0	274	18,557,975
19. Unpaid Dec. 31, current year (16+17-18.6)	0	0	0	0	0	0	0	0	0	0
POLICY EXHIBIT						No. of Policies				
20. In force December 31, prior year	3,887	353,217,659	0	(a) 0	0	0	0	0	3,887	353,217,659
21. Issued during year	0	0	0	0	0	0	0	0	0	0
22. Other changes to in force (Net)	(209)	(18,837,386)	0	0	0	0	0	0	(209)	(18,837,386)
23. In force December 31 of current year	3,678	334,380,273	0	(a) 0	0	0	0	0	3,678	334,380,273

(a) Includes Individual Credit Life Insurance prior year \$ 0 , current year \$ 0
Includes Group Credit Life Insurance Loans less than or equal to 60 months at issue, prior year \$ 0 , current year \$ 0
Loans greater than 60 months at issue BUT NOT GREATER THAN 120 MONTHS, prior year \$ 0 , current year \$ 0

ACCIDENT AND HEALTH INSURANCE

	1	2	3	4	5
	Direct Premiums	Direct Premiums Earned	Dividends Paid Or Credited On Direct Business	Direct Losses Paid	Direct Losses Incurred
24. Group Policies (b)	0	0	0	0	0
24.1 Federal Employees Health Benefits Plan premium (b)	0	0	0	0	0
24.2 Credit (Group and Individual)	0	0	0	0	0
24.3 Collectively renewable policies (b)	0	0	0	0	0
24.4 Medicare Title XVIII exempt from state taxes or fees Other Individual Policies:	0	0	0	0	0
25.1 Non-cancelable (b)	0	0	0	0	0
25.2 Guaranteed renewable (b)	0	0	0	0	0
25.3 Non-renewable for stated reasons only (b)	0	0	0	0	0
25.4 Other accident only	0	0	0	0	0
25.5 All other (b)	0	0	0	0	0
25.6 Totals (sum of Lines 25.1 to 25.5)	0	0	0	0	0
26. Totals (Lines 24 + 24.1 + 24.2 + 24.3 + 24.4 + 25.6)	0	0	0	0	0

(b) For health business on indicated lines report: Number of persons insured under PPO managed care products 0 and number of persons insured under indemnity only products 0 .

ANNUAL STATEMENT FOR THE YEAR 2017 OF THE Integrity Life Insurance Company

FORM FOR CALCULATING THE INTEREST MAINTENANCE RESERVE

INTEREST MAINTENANCE RESERVE		1 Amount
1. Reserve as of December 31, Prior Year		12,965,949
2. Current year's realized pre-tax capital gains/(losses) of \$1,687,352 transferred into the reserve net of taxes of \$590,573		1,096,779
3. Adjustment for current year's liability gains/(losses) released from the reserve		0
4. Balance before reduction for amount transferred to Summary of Operations (Line 1 + Line 2 + Line 3)		14,062,728
5. Current year's amortization released to Summary of Operations (Amortization, Line 1, Column 4)		1,615,609
6. Reserve as of December 31, current year (Line 4 minus Line 5)		12,447,119

AMORTIZATION

	1	2	3	4
Year of Amortization	Reserve as of December 31, Prior Year	Current Year's Realized Capital Gains/(Losses) Transferred into the Reserve Net of Taxes	Adjustment for Current Year's Liability Gains/(Losses) Released From the Reserve	Balance Before Reduction for Current Year's Amortization (Cols. 1 + 2 + 3)
1. 2017	1,396,322	219,287	0	1,615,609
2. 2018	1,325,653	83,776	0	1,409,429
3. 2019	1,760,441	42,170	0	1,802,611
4. 2020	2,188,513	(27,171)	0	2,161,342
5. 2021	1,813,190	(90,043)	0	1,723,147
6. 2022	1,611,233	(3,564)	0	1,607,669
7. 2023	1,563,922	77,342	0	1,641,264
8. 2024	864,789	55,891	0	920,680
9. 2025	536,298	57,987	0	594,285
10. 2026	520,292	37,388	0	557,680
11. 2027	240,990	37,361	0	278,351
12. 2028	35,993	32,451	0	68,444
13. 2029	20,508	32,476	0	52,984
14. 2030	(26,023)	33,678	0	7,655
15. 2031	(1,061,752)	35,263	0	(1,026,489)
16. 2032	790,247	36,916	0	827,163
17. 2033	(117,142)	38,606	0	(78,536)
18. 2034	(103,622)	40,331	0	(63,291)
19. 2035	(290,638)	37,930	0	(252,708)
20. 2036	(386,535)	33,482	0	(353,053)
21. 2037	123,755	14,640	0	138,395
22. 2038	(41,368)	9,249	0	(32,119)
23. 2039	(214,183)	12,945	0	(201,238)
24. 2040	4,638	13,616	0	18,254
25. 2041	11,306	7,070	0	18,376
26. 2042	11,084	5,003	0	16,087
27. 2043	123,774	5,286	0	129,060
28. 2044	84,876	5,598	0	90,474
29. 2045	141,562	5,902	0	147,464
30. 2046	37,826	6,026	0	43,852
31. 2047 and Later		199,887	0	199,887
32. Total (Lines 1 to 31)	12,965,949	1,096,779	0	14,062,728

ANNUAL STATEMENT FOR THE YEAR 2017 OF THE Integrity Life Insurance Company

ASSET VALUATION RESERVE

	Default Component			Equity Component			7 Total Amount (Cols. 3 + 6)
	1 Other Than Mortgage Loans	2 Mortgage Loans	3 Total (Cols. 1 + 2)	4 Common Stock	5 Real Estate and Other Invested Assets	6 Total (Cols. 4 + 5)	
1. Reserve as of December 31, prior year	43,210,866	3,786,904	46,997,769	22,545,356	19,457,193	42,002,549	89,000,318
2. Realized capital gains/(losses) net of taxes - General Account	552,995		552,995	1,044,845	(4,223,933)	(3,179,088)	(2,626,093)
3. Realized capital gains/(losses) net of taxes - Separate Accounts	(682,495)		(682,495)			0	(682,495)
4. Unrealized capital gains/(losses) net of deferred taxes - General Account	26,589		26,589	22,210,448	10,302,193	32,512,641	32,539,230
5. Unrealized capital gains/(losses) net of deferred taxes - Separate Accounts	152,170		152,170		18,631	18,631	170,801
6. Capital gains credited/(losses charged) to contract benefits, payments or reserves			0			0	0
7. Basic contribution	12,124,140	1,605,402	13,729,542	0	2,368,009	2,368,009	16,097,550
8. Accumulated balances (Lines 1 through 5 - 6 + 7)	55,384,264	5,392,306	60,776,570	45,800,649	27,922,093	73,722,742	134,499,312
9. Maximum reserve	54,407,748	6,270,739	60,678,487	29,045,072	19,767,913	48,812,986	109,491,472
10. Reserve objective	37,704,233	4,830,133	42,534,366	28,976,411	17,103,892	46,080,303	88,614,669
11. 20% of (Line 10 - Line 8)	(3,536,006)	(112,435)	(3,648,441)	(3,364,848)	(2,163,640)	(5,528,488)	(9,176,929)
12. Balance before transfers (Lines 8 + 11)	51,848,258	5,279,871	57,128,129	42,435,801	25,758,453	68,194,254	125,322,383
13. Transfers			0			0	0
14. Voluntary contribution			0			0	0
15. Adjustment down to maximum/up to zero			0	(13,390,729)	(5,990,540)	(19,381,269)	(19,381,269)
16. Reserve as of December 31, current year (Lines 12 + 13 + 14 + 15)	51,848,258	5,279,871	57,128,129	29,045,072	19,767,913	48,812,985	105,941,114

ASSET VALUATION RESERVE
BASIC CONTRIBUTION, RESERVE OBJECTIVE AND MAXIMUM RESERVE CALCULATIONS
DEFAULT COMPONENT

Line Num- ber	NAIC Desig- nation	Description	1	2	3	4	Basic Contribution		Reserve Objective		Maximum Reserve	
			Book/Adjusted Carrying Value	Reclassify Related Party Encumbrances	Add Third Party Encumbrances	Balance for AVR Reserve Calculations (Cols. 1 + 2 + 3)	5	6	7	8	9	10
							Factor	Amount (Cols.4 x 5)	Factor	Amount (Cols. 4 x 7)	Factor	Amount (Cols. 4 x 9)
LONG-TERM BONDS												
1.		Exempt Obligations	106,921,599	XXX	XXX	106,921,599	0.0000	0	0.0000	0	0.0000	0
2.	1	Highest Quality	3,150,140,507	XXX	XXX	3,150,140,507	0.0004	1,260,056	0.0023	7,245,323	0.0030	9,450,422
3.	2	High Quality	1,426,219,545	XXX	XXX	1,426,219,545	0.0019	2,709,817	0.0058	8,272,073	0.0090	12,835,976
4.	3	Medium Quality	238,047,958	XXX	XXX	238,047,958	0.0093	2,213,846	0.0230	5,475,103	0.0340	8,093,631
5.	4	Low Quality	126,298,354	XXX	XXX	126,298,354	0.0213	2,690,155	0.0530	6,693,813	0.0750	9,472,377
6.	5	Lower Quality	11,093,033	XXX	XXX	11,093,033	0.0432	479,219	0.1100	1,220,234	0.1700	1,885,816
7.	6	In or Near Default	574,758	XXX	XXX	574,758	0.0000	0	0.2000	114,952	0.2000	114,952
8.		Total Unrated Multi-class Securities Acquired by Conversion ..		XXX	XXX	0	XXX	0	XXX	0	XXX	0
9.		Total Long-Term Bonds (Sum of Lines 1 through 8)	5,059,295,754	XXX	XXX	5,059,295,754	XXX	9,353,093	XXX	29,021,498	XXX	41,853,172
PREFERRED STOCK												
10.	1	Highest Quality	9,185,874	XXX	XXX	9,185,874	0.0004	3,674	0.0023	21,128	0.0030	27,558
11.	2	High Quality	12,602,889	XXX	XXX	12,602,889	0.0019	23,945	0.0058	73,097	0.0090	113,426
12.	3	Medium Quality		XXX	XXX	0	0.0093	0	0.0230	0	0.0340	0
13.	4	Low Quality		XXX	XXX	0	0.0213	0	0.0530	0	0.0750	0
14.	5	Lower Quality		XXX	XXX	0	0.0432	0	0.1100	0	0.1700	0
15.	6	In or Near Default		XXX	XXX	0	0.0000	0	0.2000	0	0.2000	0
16.		Affiliated Life with AVR		XXX	XXX	0	0.0000	0	0.0000	0	0.0000	0
17.		Total Preferred Stocks (Sum of Lines 10 through 16)	21,788,763	XXX	XXX	21,788,763	XXX	27,620	XXX	94,224	XXX	140,984
SHORT - TERM BONDS												
18.		Exempt Obligations		XXX	XXX	0	0.0000	0	0.0000	0	0.0000	0
19.	1	Highest Quality		XXX	XXX	0	0.0004	0	0.0023	0	0.0030	0
20.	2	High Quality	5,346,557	XXX	XXX	5,346,557	0.0019	10,158	0.0058	31,010	0.0090	48,119
21.	3	Medium Quality		XXX	XXX	0	0.0093	0	0.0230	0	0.0340	0
22.	4	Low Quality		XXX	XXX	0	0.0213	0	0.0530	0	0.0750	0
23.	5	Lower Quality		XXX	XXX	0	0.0432	0	0.1100	0	0.1700	0
24.	6	In or Near Default		XXX	XXX	0	0.0000	0	0.2000	0	0.2000	0
25.		Total Short - Term Bonds (Sum of Lines 18 through 24)	5,346,557	XXX	XXX	5,346,557	XXX	10,158	XXX	31,010	XXX	48,119
DERIVATIVE INSTRUMENTS												
26.		Exchange Traded	1,358,585	XXX	XXX	1,358,585	0.0004	543	0.0023	3,125	0.0030	4,076
27.	1	Highest Quality	6,793,532	XXX	XXX	6,793,532	0.0004	2,717	0.0023	15,625	0.0030	20,381
28.	2	High Quality		XXX	XXX	0	0.0019	0	0.0058	0	0.0090	0
29.	3	Medium Quality		XXX	XXX	0	0.0093	0	0.0230	0	0.0340	0
30.	4	Low Quality		XXX	XXX	0	0.0213	0	0.0530	0	0.0750	0
31.	5	Lower Quality		XXX	XXX	0	0.0432	0	0.1100	0	0.1700	0
32.	6	In or Near Default		XXX	XXX	0	0.0000	0	0.2000	0	0.2000	0
33.		Total Derivative Instruments ..	8,152,117	XXX	XXX	8,152,117	XXX	3,261	XXX	18,750	XXX	24,456
34.		Total (Lines 9 + 17 + 25 + 33)	5,094,583,191	XXX	XXX	5,094,583,191	XXX	9,394,132	XXX	29,165,482	XXX	42,066,731

ASSET VALUATION RESERVE (Continued)
BASIC CONTRIBUTION, RESERVE OBJECTIVE AND MAXIMUM RESERVE CALCULATIONS
DEFAULT COMPONENT

Line Num- ber	NAIC Desig- nation	Description	1 Book/Adjusted Carrying Value	2 Reclassify Related Party Encumbrances	3 Add Third Party Encumbrances	4 Balance for AVR Reserve Calculations (Cols. 1 + 2 + 3)	Basic Contribution		Reserve Objective		Maximum Reserve	
							5 Factor	6 Amount (Cols.4 x 5)	7 Factor	8 Amount (Cols. 4 x 7)	9 Factor	10 Amount (Cols. 4 x 9)
		MORTGAGE LOANS										
		In Good Standing:										
35.		Farm Mortgages - CM1 - Highest Quality			XXX	0	0.0010	0	0.0050	0	0.0065	0
36.		Farm Mortgages - CM2 - High Quality			XXX	0	0.0035	0	0.0100	0	0.0130	0
37.		Farm Mortgages - CM3 - Medium Quality			XXX	0	0.0060	0	0.0175	0	0.0225	0
38.		Farm Mortgages - CM4 - Low Medium Quality			XXX	0	0.0105	0	0.0300	0	0.0375	0
39.		Farm Mortgages - CM5 - Low Quality			XXX	0	0.0160	0	0.0425	0	0.0550	0
40.		Residential Mortgages - Insured or Guaranteed			XXX	0	0.0003	0	0.0006	0	0.0010	0
41.		Residential Mortgages - All Other			XXX	0	0.0013	0	0.0030	0	0.0040	0
42.		Commercial Mortgages - Insured or Guaranteed			XXX	0	0.0003	0	0.0006	0	0.0010	0
43.		Commercial Mortgages - All Other - CM1 - Highest Quality	80,583,351		XXX	80,583,351	0.0010	80,583	0.0050	402,917	0.0065	523,792
44.		Commercial Mortgages - All Other - CM2 - High Quality	341,485,855		XXX	341,485,855	0.0035	1,195,200	0.0100	3,414,859	0.0130	4,439,316
45.		Commercial Mortgages - All Other - CM3 - Medium Quality	33,735,511		XXX	33,735,511	0.0060	202,413	0.0175	590,371	0.0225	759,049
46.		Commercial Mortgages - All Other - CM4 - Low Medium Quality			XXX	0	0.0105	0	0.0300	0	0.0375	0
47.		Commercial Mortgages - All Other - CM5 - Low Quality			XXX	0	0.0160	0	0.0425	0	0.0550	0
		Overdue, Not in Process:										
48.		Farm Mortgages			XXX	0	0.0420	0	0.0760	0	0.1200	0
49.		Residential Mortgages - Insured or Guaranteed			XXX	0	0.0005	0	0.0012	0	0.0020	0
50.		Residential Mortgages - All Other			XXX	0	0.0025	0	0.0058	0	0.0090	0
51.		Commercial Mortgages - Insured or Guaranteed			XXX	0	0.0005	0	0.0012	0	0.0020	0
52.		Commercial Mortgages - All Other			XXX	0	0.0420	0	0.0760	0	0.1200	0
		In Process of Foreclosure:										
53.		Farm Mortgages			XXX	0	0.0000	0	0.1700	0	0.1700	0
54.		Residential Mortgages - Insured or Guaranteed			XXX	0	0.0000	0	0.0040	0	0.0040	0
55.		Residential Mortgages - All Other			XXX	0	0.0000	0	0.0130	0	0.0130	0
56.		Commercial Mortgages - Insured or Guaranteed			XXX	0	0.0000	0	0.0040	0	0.0040	0
57.		Commercial Mortgages - All Other			XXX	0	0.0000	0	0.1700	0	0.1700	0
58.		Total Schedule B Mortgages (Sum of Lines 35 through 57)	455,804,717	0	XXX	455,804,717	XXX	1,478,197	XXX	4,408,147	XXX	5,722,157
59.		Schedule DA Mortgages			XXX	0	0.0030	0	0.0100	0	0.0130	0
60.		Total Mortgage Loans on Real Estate (Lines 58 + 59)	455,804,717	0	XXX	455,804,717	XXX	1,478,197	XXX	4,408,147	XXX	5,722,157

ASSET VALUATION RESERVE
BASIC CONTRIBUTION, RESERVE OBJECTIVE AND MAXIMUM RESERVE CALCULATIONS
EQUITY AND OTHER INVESTED ASSET COMPONENT

Line Num- ber	NAIC Desig- nation	Description	1	2	3	4	Basic Contribution		Reserve Objective		Maximum Reserve	
			Book/Adjusted Carrying Value	Reclassify Related Party Encumbrances	Add Third Party Encumbrances	Balance for AVR Reserve Calculations (Cols. 1 + 2 + 3)	5	6	7	8	9	10
							Factor	Amount (Cols.4 x 5)	Factor	Amount (Cols. 4 x 7)	Factor	Amount (Cols. 4 x 9)
COMMON STOCK												
1.		Unaffiliated - Public	223,186,719	XXX	XXX	223,186,719	0.0000	0	0.1284 (a)	28,657,175	0.1284 (a)	28,657,175
2.		Unaffiliated - Private	1,280,000	XXX	XXX	1,280,000	0.0000	0	0.1600	204,800	0.1600	204,800
3.		Federal Home Loan Bank	22,887,200	XXX	XXX	22,887,200	0.0000	0	0.0050	114,436	0.0080	183,098
4.		Affiliated - Life with AVR	315,929,165	XXX	XXX	315,929,165	0.0000	0	0.0000	0	0.0000	0
Affiliated - Investment Subsidiary:												
5.		Fixed Income - Exempt Obligations	0	XXX		0	XXX		XXX		XXX	
6.		Fixed Income - Highest Quality	0	XXX		0	XXX		XXX		XXX	
7.		Fixed Income - High Quality	0	XXX		0	XXX		XXX		XXX	
8.		Fixed Income - Medium Quality	0	XXX		0	XXX		XXX		XXX	
9.		Fixed Income - Low Quality	0	XXX		0	XXX		XXX		XXX	
10.		Fixed Income - Lower Quality	0	XXX		0	XXX		XXX		XXX	
11.		Fixed Income - In/Near Default	0	XXX		0	XXX		XXX		XXX	
12.		Unaffiliated Common Stock - Public	0	0.0000		0	0.1284 (a)	0	0.1284 (a)	0	0.1284 (a)	0
13.		Unaffiliated Common Stock - Private	0	0.0000		0	0.1600	0	0.1600	0	0.1600	0
14.		Real Estate	0	(b)		0	(b)	0	(b)	0	(b)	0
15.		Affiliated - Certain Other (See SVO Purposes and Procedures Manual)		XXX	XXX	0	0.0000	0	0.1300	0	0.1300	0
16.		Affiliated - All Other		XXX	XXX	0	0.0000	0	0.1600	0	0.1600	0
17.		Total Common Stock (Sum of Lines 1 through 16)	563,283,084	0	0	563,283,084	XXX	0	XXX	28,976,411	XXX	29,045,072
REAL ESTATE												
18.		Home Office Property (General Account only)				0	0.0000	0	0.0750	0	0.0750	0
19.		Investment Properties				0	0.0000	0	0.0750	0	0.0750	0
20.		Properties Acquired in Satisfaction of Debt				0	0.0000	0	0.1100	0	0.1100	0
21.		Total Real Estate (Sum of Lines 18 through 20)	0	0	0	0	XXX	0	XXX	0	XXX	0
OTHER INVESTED ASSETS												
INVESTMENTS WITH THE UNDERLYING CHARACTERISTICS OF BONDS												
22.		Exempt Obligations		XXX	XXX	0	0.0000	0	0.0000	0	0.0000	0
23.	1	Highest Quality		XXX	XXX	0	0.0004	0	0.0023	0	0.0030	0
24.	2	High Quality		XXX	XXX	0	0.0019	0	0.0058	0	0.0090	0
25.	3	Medium Quality		XXX	XXX	0	0.0093	0	0.0230	0	0.0340	0
26.	4	Low Quality	98,029,168	XXX	XXX	98,029,168	0.0213	2,088,021	0.0530	5,195,546	0.0750	7,352,188
27.	5	Lower Quality	3,710,824	XXX	XXX	3,710,824	0.0432	160,308	0.1100	408,191	0.1700	630,840
28.	6	In or Near Default		XXX	XXX	0	0.0000	0	0.2000	0	0.2000	0
29.		Total with Bond Characteristics (Sum of Lines 22 through 28)	101,739,992	XXX	XXX	101,739,992	XXX	2,248,329	XXX	5,603,737	XXX	7,983,028

ASSET VALUATION RESERVE (Continued)
BASIC CONTRIBUTION, RESERVE OBJECTIVE AND MAXIMUM RESERVE CALCULATIONS
EQUITY AND OTHER INVESTED ASSET COMPONENT

Line Num- ber	NAIC Desig- nation	Description	1	2	3	4	Basic Contribution		Reserve Objective		Maximum Reserve	
			Book/Adjusted Carrying Value	Reclassify Related Party Encumbrances	Add Third Party Encumbrances	Balance for AVR Reserve Calculations (Cols. 1 + 2 + 3)	5	6	7	8	9	10
							Factor	Amount (Cols.4 x 5)	Factor	Amount (Cols. 4 x 7)	Factor	Amount (Cols. 4 x 9)
		INVESTMENTS WITH THE UNDERLYING CHARACTERISTICS OF PREFERRED STOCKS										
30.	1	Highest Quality	15,992,926	XXX	XXX	15,992,926	0.0004	6,397	0.0023	36,784	0.0030	47,979
31.	2	High Quality		XXX	XXX	0	0.0019	0	0.0058	0	0.0090	0
32.	3	Medium Quality		XXX	XXX	0	0.0093	0	0.0230	0	0.0340	0
33.	4	Low Quality		XXX	XXX	0	0.0213	0	0.0530	0	0.0750	0
34.	5	Lower Quality		XXX	XXX	0	0.0432	0	0.1100	0	0.1700	0
35.	6	In or Near Default		XXX	XXX	0	0.0000	0	0.2000	0	0.2000	0
36.		Affiliated Life with AVR		XXX	XXX	0	0.0000	0	0.0000	0	0.0000	0
37.		Total with Preferred Stock Characteristics (Sum of Lines 30 through 36)	15,992,926	XXX	XXX	15,992,926	XXX	6,397	XXX	36,784	XXX	47,979
		INVESTMENTS WITH THE UNDERLYING CHARACTERISTICS OF MORTGAGE LOANS										
		In Good Standing Affiliated:										
38.		Mortgages - CM1 - Highest Quality			XXX	0	0.0010	0	0.0050	0	0.0065	0
39.		Mortgages - CM2 - High Quality			XXX	0	0.0035	0	0.0100	0	0.0130	0
40.		Mortgages - CM3 - Medium Quality			XXX	0	0.0060	0	0.0175	0	0.0225	0
41.		Mortgages - CM4 - Low Medium Quality			XXX	0	0.0105	0	0.0300	0	0.0375	0
42.		Mortgages - CM5 - Low Quality			XXX	0	0.0160	0	0.0425	0	0.0550	0
43.		Residential Mortgages - Insured or Guaranteed			XXX	0	0.0003	0	0.0006	0	0.0010	0
44.		Residential Mortgages - All Other		XXX	XXX	0	0.0013	0	0.0030	0	0.0040	0
45.		Commercial Mortgages - Insured or Guaranteed			XXX	0	0.0003	0	0.0006	0	0.0010	0
		Overdue, Not in Process Affiliated:										
46.		Farm Mortgages			XXX	0	0.0420	0	0.0760	0	0.1200	0
47.		Residential Mortgages - Insured or Guaranteed			XXX	0	0.0005	0	0.0012	0	0.0020	0
48.		Residential Mortgages - All Other			XXX	0	0.0025	0	0.0058	0	0.0090	0
49.		Commercial Mortgages - Insured or Guaranteed			XXX	0	0.0005	0	0.0012	0	0.0020	0
50.		Commercial Mortgages - All Other			XXX	0	0.0420	0	0.0760	0	0.1200	0
		In Process of Foreclosure Affiliated:										
51.		Farm Mortgages			XXX	0	0.0000	0	0.1700	0	0.1700	0
52.		Residential Mortgages - Insured or Guaranteed			XXX	0	0.0000	0	0.0040	0	0.0040	0
53.		Residential Mortgages - All Other			XXX	0	0.0000	0	0.0130	0	0.0130	0
54.		Commercial Mortgages - Insured or Guaranteed			XXX	0	0.0000	0	0.0040	0	0.0040	0
55.		Commercial Mortgages - All Other			XXX	0	0.0000	0	0.1700	0	0.1700	0
56.		Total Affiliated (Sum of Lines 38 through 55)	0	0	XXX	0	XXX	0	XXX	0	XXX	0
57.		Unaffiliated - In Good Standing With Covenants			XXX	0	(c)	0	(c)	0	(c)	0
58.		Unaffiliated - In Good Standing Defeased With Government Securities			XXX	0	0.0010	0	0.0050	0	0.0065	0
59.		Unaffiliated - In Good Standing Primarily Senior			XXX	0	0.0035	0	0.0010	0	0.0130	0
60.		Unaffiliated - In Good Standing All Other			XXX	0	0.0060	0	0.0175	0	0.0225	0
61.		Unaffiliated - Overdue, Not in Process			XXX	0	0.0420	0	0.0760	0	0.1200	0
62.		Unaffiliated - In Process of Foreclosure			XXX	0	0.0000	0	0.1700	0	0.1700	0
63.		Total Unaffiliated (Sum of Lines 57 through 62)	0	0	XXX	0	XXX	0	XXX	0	XXX	0
64.		Total with Mortgage Loan Characteristics (Lines 56 + 63)	0	0	XXX	0	XXX	0	XXX	0	XXX	0

ANNUAL STATEMENT FOR THE YEAR 2017 OF THE Integrity Life Insurance Company

ASSET VALUATION RESERVE (Continued)

BASIC CONTRIBUTION, RESERVE OBJECTIVE AND MAXIMUM RESERVE CALCULATIONS

EQUITY AND OTHER INVESTED ASSET COMPONENT

Line Num- ber	NAIC Desig- nation	Description	1	2	3	4	Basic Contribution		Reserve Objective		Maximum Reserve	
			Book/Adjusted Carrying Value	Reclassify Related Party Encumbrances	Add Third Party Encumbrances	Balance for AVR Reserve Calculations (Cols. 1 + 2 + 3)	5	6	7	8	9	10
							Factor	Amount (Cols.4 x 5)	Factor	Amount (Cols. 4 x 7)	Factor	Amount (Cols. 4 x 9)
INVESTMENTS WITH THE UNDERLYING CHARACTERISTICS OF COMMON STOCK												
65.		Unaffiliated Public		XXX	XXX	.0	0.0000	.0	.0.1284 (a)	.0	.0.1284 (a)	.0
66.		Unaffiliated Private	26,373,270	XXX	XXX	26,373,270	0.0000	.0	.0.1600	4,219,723	.0.1600	4,219,723
67.		Affiliated Life with AVR		XXX	XXX	.0	0.0000	.0	.0.0000	.0	.0.0000	.0
68.		Affiliated Certain Other (See SVO Purposes & Procedures Manual)		XXX	XXX	.0	0.0000	.0	.0.1300	.0	.0.1300	.0
69.		Affiliated Other - All Other		XXX	XXX	0	0.0000	0	.0.1600	0	.0.1600	0
70.		Total with Common Stock Characteristics (Sum of Lines 65 through 69)	26,373,270	XXX	XXX	26,373,270	XXX	0	XXX	4,219,723	XXX	4,219,723
INVESTMENTS WITH THE UNDERLYING CHARACTERISTICS OF REAL ESTATE												
71.		Home Office Property (General Account only)0	0.0000	.0	.0.0750	.0	.0.0750	.0
72.		Investment Properties	911,148			911,148	0.0000	.0	.0.0750	68,336	.0.0750	68,336
73.		Properties Acquired in Satisfaction of Debt				0	0.0000	0	.0.1100	0	.0.1100	0
74.		Total with Real Estate Characteristics (Sum of Lines 71 through 73)	911,148	0	0	911,148	XXX	0	XXX	68,336	XXX	68,336
LOW INCOME HOUSING TAX CREDIT INVESTMENTS												
75.		Guaranteed Federal Low Income Housing Tax Credit0			.0	0.0003	.0	.0.0006	.0	.0.0010	.0
76.		Non-guaranteed Federal Low Income Housing Tax Credit	7,579,715			7,579,715	0.0063	47,752	.0.0120	90,957	.0.0190	144,015
77.		Guaranteed State Low Income Housing Tax Credit0			.0	0.0003	.0	.0.0006	.0	.0.0010	.0
78.		Non-guaranteed State Low Income Housing Tax Credit0			.0	0.0063	.0	.0.0120	.0	.0.0190	.0
79.		All Other Low Income Housing Tax Credit	0			0	0.0273	0	.0.0600	0	.0.0975	0
80.		Total LIHTC (Sum of Lines 75 through 79)	7,579,715	0	0	7,579,715	XXX	47,752	XXX	90,957	XXX	144,015
ALL OTHER INVESTMENTS												
81.		NAIC 1 Working Capital Finance Investments		XXX		.0	0.0000	.0	.0.0037	.0	.0.0037	.0
82.		NAIC 2 Working Capital Finance Investments		XXX		.0	0.0000	.0	.0.0120	.0	.0.0120	.0
83.		Other Invested Assets - Schedule BA	54,245,858	XXX		54,245,858	0.0000	.0	.0.1300	7,051,962	.0.1300	7,051,962
84.		Other Short-Term Invested Assets - Schedule DA		XXX		0	0.0000	0	.0.1300	0	.0.1300	0
85.		Total All Other (Sum of Lines 81, 82, 83 and 84)	54,245,858	XXX	0	54,245,858	XXX	0	XXX	7,051,962	XXX	7,051,962
86.		Total Other Invested Assets - Schedules BA & DA (Sum of Lines 29, 37, 64, 70, 74, 80 and 85)	206,842,909	0	0	206,842,909	XXX	2,302,478	XXX	17,071,498	XXX	19,515,042

(a) Times the company's weighted average portfolio beta (Minimum .10, Maximum .20).

(b) Determined using the same factors and breakdowns used for directly owned real estate.

(c) This will be the factor associated with the risk category determined in the company generated worksheet.

Asset Valuation Reserve Replications (Synthetic) Assets

N O N E

Schedule F - Claims

N O N E

Schedule H - Part 1 - Analysis of Underwriting Operations

N O N E

Schedule H - Part 2 - Reserves and Liabilities

N O N E

Schedule H - Part 3 - Test of Prior Year's Claim Reserves and Liabilities

N O N E

Schedule H - Part 4 - Reinsurance

N O N E

Schedule H - Part 5 - Health Claims

N O N E

ANNUAL STATEMENT FOR THE YEAR 2017 OF THE Integrity Life Insurance Company

SCHEDULE S - PART 1 - SECTION 1

Reinsurance Assumed Life Insurance, Annuities, Deposit Funds and Other Liabilities Without Life or Disability Contingencies, and Related Benefits Listed by Reinsured Company as of December 31, Current Year

1 NAIC Company Code	2 ID Number	3 Effective Date	4 Name of Reinsured	5 Domiciliary Jurisdiction	6 Type of Reinsurance Assumed	7 Amount of In Force at End of Year	8 Reserve	9 Premiums	10 Reinsurance Payable on Paid and Unpaid Losses	11 Modified Coinsurance Reserve	12 Funds Withheld Under Coinsurance
0399999. Total General Account - U.S. Affiliates						0	0	0	0	0	0
0699999. Total General Account - Non-U.S. Affiliates						0	0	0	0	0	0
0799999. Total General Account - Affiliates						0	0	0	0	0	0
65315	04-6076039	09/01/1987	LIBERTY LIFE ASSURANCE COMPANY OF BOSTON	NH	CO/I	6,847,190	5,419,336				
68608	91-0742147	07/01/1987	SYMETRA LIFE INSURANCE COMPANY	IA	MCO/I	14,160,309		97,865		396,006	
0899999. General Account - U.S. Non-Affiliates						21,007,499	5,419,336	97,865	0	396,006	0
1099999. Total General Account - Non-Affiliates						21,007,499	5,419,336	97,865	0	396,006	0
1199999. Total General Account						21,007,499	5,419,336	97,865	0	396,006	0
1499999. Total Separate Accounts - U.S. Affiliates						0	0	0	0	0	0
1799999. Total Separate Accounts - Non-U.S. Affiliates						0	0	0	0	0	0
1899999. Total Separate Accounts - Affiliates						0	0	0	0	0	0
2199999. Total Separate Accounts - Non-Affiliates						0	0	0	0	0	0
2299999. Total Separate Accounts						0	0	0	0	0	0
2399999. Total U.S. (Sum of 0399999, 0899999, 1499999 and 1999999)						21,007,499	5,419,336	97,865	0	396,006	0
2499999. Total Non-U.S. (Sum of 0699999, 0999999, 1799999 and 2099999)						0	0	0	0	0	0
9999999 - Totals						21,007,499	5,419,336	97,865	0	396,006	0

ANNUAL STATEMENT FOR THE YEAR 2017 OF THE Integrity Life Insurance Company

SCHEDULE S - PART 1 - SECTION 2

Reinsurance Assumed Accident and Health Insurance Listed by Reinsured Company as of December 31, Current Year

1 NAIC Company Code	2 ID Number	3 Effective Date	4 Name of Reinsured	5 Domiciliary Jurisdiction	6 Type of Reinsurance Assumed	7 Premiums	8 Unearned Premiums	9 Reserve Liability Other Than for Unearned Premiums	10 Reinsurance Payable on Paid and Unpaid Losses	11 Modified Coinsurance Reserve	12 Funds Withheld Under Coinsurance
NONE											
9999999 - Totals											

SCHEDULE S - PART 2

[illegible]

ANNUAL STATEMENT FOR THE YEAR 2017 OF THE Integrity Life Insurance Company

SCHEDULE S - PART 3 - SECTION 1

Reinsurance Ceded Life Insurance, Annuities, Deposit Funds and Other Liabilities Without Life or Disability Contingencies, and Related Benefits Listed by Reinsuring Company as of December 31, Current Year

1 NAIC Company Code	2 ID Number	3 Effective Date	4 Name of Company	5 Domi- ciliary Juris- diction	6 Type of Reinsurance Ceded	7 Type of Business Ceded	8 Amount in Force at End of Year	Reserve Credit Taken		11 Premiums	Outstanding Surplus Relief		14 Modified Coinsurance Reserve	15 Funds Withheld Under Coinsurance
								9	10		12	13		
								Current Year	Prior Year		Current Year	Prior Year		
70483	31-0487145	12/31/2002	THE WESTERN AND SOUTHERN LIFE INSURANCE COMPANY	OH	MCO/I	OA	150,078,946			862,864			707,340,634	
0299999. General Account - Authorized U.S. Affiliates - Other							150,078,946	0	0	862,864	0	0	707,340,634	0
0399999. Total General Account - Authorized U.S. Affiliates							150,078,946	0	0	862,864	0	0	707,340,634	0
0699999. Total General Account - Authorized Non-U.S. Affiliates							0	0	0	0	0	0	0	0
0799999. Total General Account - Authorized Affiliates							150,078,946	0	0	862,864	0	0	707,340,634	0
60488	25-0598210	06/01/1986	American General Life Insurance Company	TX	MCO/I	QL	20,446,043			182,382			1,030,117	
62308	06-0303370	01/01/1995	Connecticut General Life Insurance Company	CT	OTH/I	VSAA		656,345	693,070	63,346				
62944	13-5570651	12/31/1985	AXA Equitable Life Insurance Company	NY	YRT/I	QL		0	27,925	38,396				
87572	23-2038295	12/31/1990	Scottish Re U.S. Inc	NC	ACO/I	FL		917,483	1,089,611					
0899999. General Account - Authorized U.S. Non-Affiliates							20,446,043	1,573,828	1,810,606	284,124	0	0	1,030,117	0
1099999. Total General Account - Authorized Non-Affiliates							20,446,043	1,573,828	1,810,606	284,124	0	0	1,030,117	0
1199999. Total General Account Authorized							170,524,989	1,573,828	1,810,606	1,146,988	0	0	708,370,751	0
1499999. Total General Account - Unauthorized U.S. Affiliates							0	0	0	0	0	0	0	0
1799999. Total General Account - Unauthorized Non-U.S. Affiliates							0	0	0	0	0	0	0	0
1899999. Total General Account - Unauthorized Affiliates							0	0	0	0	0	0	0	0
2199999. Total General Account - Unauthorized Non-Affiliates							0	0	0	0	0	0	0	0
2299999. Total General Account Unauthorized							0	0	0	0	0	0	0	0
2599999. Total General Account - Certified U.S. Affiliates							0	0	0	0	0	0	0	0
2899999. Total General Account - Certified Non-U.S. Affiliates							0	0	0	0	0	0	0	0
2999999. Total General Account - Certified Affiliates							0	0	0	0	0	0	0	0
3299999. Total General Account - Certified Non-Affiliates							0	0	0	0	0	0	0	0
3399999. Total General Account Certified							0	0	0	0	0	0	0	0
3499999. Total General Account Authorized, Unauthorized and Certified							170,524,989	1,573,828	1,810,606	1,146,988	0	0	708,370,751	0
3799999. Total Separate Accounts - Authorized U.S. Affiliates							0	0	0	0	0	0	0	0
4099999. Total Separate Accounts - Authorized Non-U.S. Affiliates							0	0	0	0	0	0	0	0
4199999. Total Separate Accounts - Authorized Affiliates							0	0	0	0	0	0	0	0
4499999. Total Separate Accounts - Authorized Non-Affiliates							0	0	0	0	0	0	0	0
4599999. Total Separate Accounts Authorized							0	0	0	0	0	0	0	0
4899999. Total Separate Accounts - Unauthorized U.S. Affiliates							0	0	0	0	0	0	0	0
5199999. Total Separate Accounts - Unauthorized Non-U.S. Affiliates							0	0	0	0	0	0	0	0
5299999. Total Separate Accounts - Unauthorized Affiliates							0	0	0	0	0	0	0	0
5599999. Total Separate Accounts - Unauthorized Non-Affiliates							0	0	0	0	0	0	0	0
5699999. Total Separate Accounts Unauthorized							0	0	0	0	0	0	0	0
5999999. Total Separate Accounts - Certified U.S. Affiliates							0	0	0	0	0	0	0	0
6299999. Total Separate Accounts - Certified Non-U.S. Affiliates							0	0	0	0	0	0	0	0
6399999. Total Separate Accounts - Certified Affiliates							0	0	0	0	0	0	0	0
6699999. Total Separate Accounts - Certified Non-Affiliates							0	0	0	0	0	0	0	0
6799999. Total Separate Accounts Certified							0	0	0	0	0	0	0	0
6899999. Total Separate Accounts Authorized, Unauthorized and Certified							0	0	0	0	0	0	0	0
6999999. Total U.S. (Sum of 0399999, 0899999, 1499999, 1999999, 2599999, 3099999, 3799999, 4299999, 4899999, 5399999, 5999999 and 6499999)							170,524,989	1,573,828	1,810,606	1,146,988	0	0	708,370,751	0
7099999. Total Non-U.S. (Sum of 0699999, 0999999, 1799999, 2099999, 2899999, 3199999, 4099999, 4399999, 5199999, 5499999, 6299999 and 6599999)							0	0	0	0	0	0	0	0
9999999 - Totals							170,524,989	1,573,828	1,810,606	1,146,988	0	0	708,370,751	0

Schedule S - Part 3 - Section 2

N O N E

Schedule S - Part 4

N O N E

Schedule S - Part 4 - Bank Footnote

N O N E

Schedule S - Part 5

N O N E

Schedule S - Part 5 - Bank Footnote

N O N E

SCHEDULE S - PART 6
Five Year Exhibit of Reinsurance Ceded Business
(\$000 Omitted)

	1 2017	2 2016	3 2015	4 2014	5 2013
A. OPERATIONS ITEMS					
1. Premiums and annuity considerations for life and accident and health contracts	1,147	1,770	2,249	2,102	3,064
2. Commissions and reinsurance expense allowances	1,211	1,286	1,362	1,449	1,528
3. Contract claims	53,534	54,759	62,367	50,432	52,377
4. Surrender benefits and withdrawals for life contracts					
5. Dividends to policyholders					
6. Reserve adjustments on reinsurance ceded	(72,074)	(72,484)	(82,621)	(75,730)	(71,934)
7. Increase in aggregate reserve for life and accident and health contracts	(237)	(785)	(2,669)		
B. BALANCE SHEET ITEMS					
8. Premiums and annuity considerations for life and accident and health contracts deferred and uncollected	197	526	129	329	731
9. Aggregate reserves for life and accident and health contracts	1,574	1,811	2,596	5,265	7,276
10. Liability for deposit-type contracts					
11. Contract claims unpaid	36	38	43	46	210
12. Amounts recoverable on reinsurance	14,742	13,027	15,732	11,865	11,565
13. Experience rating refunds due or unpaid					
14. Policyholders' dividends (not included in Line 10)					
15. Commissions and reinsurance expense allowances due					
16. Unauthorized reinsurance offset	0	0	0	0	0
17. Offset for reinsurance with Certified Reinsurers					0
C. UNAUTHORIZED REINSURANCE (DEPOSITS BY AND FUNDS WITHHELD FROM)					
18. Funds deposited by and withheld from (F)	0	0	0	0	0
19. Letters of credit (L)	0	0	0	0	0
20. Trust agreements (T)	0	0	0	0	0
21. Other (O)	0	0	0	0	0
D. REINSURANCE WITH CERTIFIED REINSURERS (DEPOSITS BY AND FUNDS WITHHELD FROM)					
22. Multiple Beneficiary Trust					0
23. Funds deposited by and withheld from (F)					0
24. Letters of credit (L)					0
25. Trust agreements (T)					0
26. Other (O)					0

SCHEDULE S - PART 7

Restatement of Balance Sheet to Identify Net Credit for Ceded Reinsurance

	1 As Reported (net of ceded)	2 Restatement Adjustments	3 Restated (gross of ceded)
ASSETS (Page 2, Col. 3)			
1. Cash and invested assets (Line 12)	6,653,429,462		6,653,429,462
2. Reinsurance (Line 16)	18,745,146	(18,745,146)	0
3. Premiums and considerations (Line 15)	0	196,618	196,618
4. Net credit for ceded reinsurance	XXX	20,158,356	20,158,356
5. All other admitted assets (balance)	61,532,156		61,532,156
6. Total assets excluding Separate Accounts (Line 26)	6,733,706,764	1,609,828	6,735,316,592
7. Separate Account assets (Line 27)	2,476,505,986		2,476,505,986
8. Total assets (Line 28)	9,210,212,750	1,609,828	9,211,822,578
LIABILITIES, CAPITAL AND SURPLUS (Page 3)			
9. Contract reserves (Lines 1 and 2)	4,456,632,053	1,573,828	4,458,205,881
10. Liability for deposit-type contracts (Line 3)	950,011,238		950,011,238
11. Claim reserves (Line 4)	191,000	36,000	227,000
12. Policyholder dividends/reserves (Lines 5 through 7)	0		0
13. Premium & annuity considerations received in advance (Line 8)	0		0
14. Other contract liabilities (Line 9)	29,759,798		29,759,798
15. Reinsurance in unauthorized companies (Line 24.02 minus inset amount)	0	0	0
16. Funds held under reinsurance treaties with unauthorized reinsurers (Line 24.03 minus inset amount)	0		0
17. Reinsurance with Certified Reinsurers (Line 24.02 inset amount)	0		0
18. Funds held under reinsurance treaties with Certified Reinsurers (Line 24.03 inset amount)			0
19. All other liabilities (balance)	421,354,022		421,354,022
20. Total liabilities excluding Separate Accounts (Line 26)	5,857,948,111	1,609,828	5,859,557,939
21. Separate Account liabilities (Line 27)	2,476,505,986		2,476,505,986
22. Total liabilities (Line 28)	8,334,454,097	1,609,828	8,336,063,925
23. Capital & surplus (Line 38)	875,758,653	XXX	875,758,653
24. Total liabilities, capital & surplus (Line 39)	9,210,212,750	1,609,828	9,211,822,578
NET CREDIT FOR CEDED REINSURANCE			
25. Contract reserves	1,573,828		
26. Claim reserves	36,000		
27. Policyholder dividends/reserves	0		
28. Premium & annuity considerations received in advance	0		
29. Liability for deposit-type contracts	0		
30. Other contract liabilities	0		
31. Reinsurance ceded assets	18,745,146		
32. Other ceded reinsurance recoverables	0		
33. Total ceded reinsurance recoverables	20,354,974		
34. Premiums and considerations	196,618		
35. Reinsurance in unauthorized companies	0		
36. Funds held under reinsurance treaties with unauthorized reinsurers	0		
37. Reinsurance with Certified Reinsurers	0		
38. Funds held under reinsurance treaties with Certified Reinsurers	0		
39. Other ceded reinsurance payables/offsets	0		
40. Total ceded reinsurance payable/offsets	196,618		
41. Total net credit for ceded reinsurance	20,158,356		

SCHEDULE T - PART 2
INTERSTATE COMPACT - EXHIBIT OF PREMIUMS WRITTEN

Allocated by States and Territories

			Direct Business Only					
			1	2	3	4	5	6
States, Etc.			Life (Group and Individual)	Annuities (Group and Individual)	Disability Income (Group and Individual)	Long-Term Care (Group and Individual)	Deposit-Type Contracts	Totals
1.	Alabama	AL	10,889	10,580,019			67,325	10,658,233
2.	Alaska	AK	0	648,041			0	648,041
3.	Arizona	AZ	1,347	23,156,343			1,840,266	24,997,956
4.	Arkansas	AR	0	3,626,511			40,000	3,666,511
5.	California	CA	15,704	51,072,261			4,558,559	55,646,524
6.	Colorado	CO	7,859	11,812,494			272,068	12,092,421
7.	Connecticut	CT	103	26,230,458			397,761	26,628,322
8.	Delaware	DE	2,450	2,279,310			261,757	2,543,517
9.	District of Columbia	DC	0	433,429			0	433,429
10.	Florida	FL	34,715	87,886,049			2,151,635	90,072,399
11.	Georgia	GA	(20,268)	13,541,534			165,904	13,687,170
12.	Hawaii	HI	0	24,842,527			1,471,843	26,314,370
13.	Idaho	ID	157	4,574,820			0	4,574,977
14.	Illinois	IL	37,658	31,297,710			1,485,049	32,820,417
15.	Indiana	IN	6,454	24,763,193			350,152	25,119,799
16.	Iowa	IA	41,383	3,072,540			359,063	3,472,986
17.	Kansas	KS	13,012	5,282,992			0	5,296,004
18.	Kentucky	KY	1,790	19,375,905			713,195	20,090,890
19.	Louisiana	LA	0	12,666,994			573,214	13,240,208
20.	Maine	ME	0	325,752			216,948	542,700
21.	Maryland	MD	14,236	19,460,503			250,000	19,724,739
22.	Massachusetts	MA	380	20,443,669			445,820	20,889,869
23.	Michigan	MI	874	26,845,284			1,099,987	27,946,145
24.	Minnesota	MN	49,468	9,597,147			516,281	10,162,896
25.	Mississippi	MS	1,504	4,611,700			979,388	5,592,592
26.	Missouri	MO	15,542	14,148,138			1,050,641	15,214,321
27.	Montana	MT	283	2,494,248			0	2,494,531
28.	Nebraska	NE	4,940	2,992,558			58,730	3,056,228
29.	Nevada	NV	132	10,443,057			0	10,443,189
30.	New Hampshire	NH	0	2,752,761			126,581	2,879,342
31.	New Jersey	NJ	0	40,049,963			2,719,847	42,769,810
32.	New Mexico	NM	5,679	1,799,628			0	1,805,307
33.	New York	NY	0	4,496,152			0	4,496,152
34.	North Carolina	NC	327	26,388,093			1,285,455	27,673,875
35.	North Dakota	ND	0	251,200			150,272	401,472
36.	Ohio	OH	112,215	82,661,471			1,808,733,227	1,891,506,913
37.	Oklahoma	OK	19,948	8,494,264			630,148	9,144,360
38.	Oregon	OR	7,562	14,148,584			370,000	14,526,146
39.	Pennsylvania	PA	33,722	64,236,522			2,365,404	66,635,648
40.	Rhode Island	RI	0	2,280,220			125,698	2,405,918
41.	South Carolina	SC	12,232	7,358,470			209,985	7,580,687
42.	South Dakota	SD	3,683	791,273			60,000	854,956
43.	Tennessee	TN	8,437	10,905,553			652,966	11,566,956
44.	Texas	TX	5,287	65,198,795			3,380,817	68,584,899
45.	Utah	UT	0	6,099,229			375,033	6,474,262
46.	Vermont	VT	0	1,794,212			84,059	1,878,271
47.	Virginia	VA	361	12,091,483			530,018	12,621,862
48.	Washington	WA	4,912	8,784,007			101,288	8,890,207
49.	West Virginia	WV	7,167	5,070,090			2,020,000	7,097,257
50.	Wisconsin	WI	2,261	9,476,078			1,252,720	10,731,059
51.	Wyoming	WY	0	2,622,571			0	2,622,571
52.	American Samoa	AS	0	0			0	0
53.	Guam	GU	0	0			0	0
54.	Puerto Rico	PR	0	0			0	0
55.	U.S. Virgin Islands	VI	0	0			0	0
56.	Northern Mariana Islands	MP	0	0			0	0
57.	Canada	CAN	0	0			0	0
58.	Aggregate Other Alien	OT	0	22,307			0	22,307
59.	Total		464,405	846,278,112	0	0	1,844,499,104	2,691,241,621

SCHEDULE Y
PART 1A - DETAIL OF INSURANCE HOLDING COMPANY SYSTEM

1	2	3	4	5	6	7	8	9	10	11	12	13	14	15	16
Group Code	Group Name	NAIC Company Code	ID Number	Federal RSSD	CIK	Name of Securities Exchange if Publicly Traded (U.S. or International)	Names of Parent, Subsidiaries Or Affiliates	Domi-ciliary Location	Relation-ship to Reporting Entity	Directly Controlled by (Name of Entity/Person)	Type of Control (Ownership, Board, Management, Attorney-in-Fact, Influence, Other)	If Control is Owner-ship Provide Percen-tage	Ultimate Controlling Entity(ies)/Person(s)	Is an SCA Filing Re-quired? (Y/N)	*
.0836	Western-Southern Group	.00000	81-3013986				309 Holdings, LLC	.OH	NIA	W&S Real Estate Holdings LLC	Ownership	48.000	WS Mutual Holding Co	.N	
.0836	Western-Southern Group	.00000	81-3013986				309 Holdings, LLC	.OH	NIA	The Western and Southern Life Ins Co	Ownership	1.000	WS Mutual Holding Co	.N	
.0836	Western-Southern Group	.00000	82-1665321				W Apt. Investor Holdings, LLC	.NC	NIA	W&S Real Estate Holdings LLC	Ownership	98.000	WS Mutual Holding Co	.N	
.0836	Western-Southern Group	.00000	47-3228849				1373 Lex Road Investor Holdings, LLC	.KY	NIA	W&S Real Estate Holdings LLC	Ownership	98.000	WS Mutual Holding Co	.N	
.0836	Western-Southern Group	.00000					2014 San Antonio Trust Agreement	.OH	NIA	The Western and Southern Life Ins Co	Ownership	100.000	WS Mutual Holding Co	.N	
.0836	Western-Southern Group	.00000					2017 Houston Trust Agreement	.OH	NIA	The Western and Southern Life Ins Co	Ownership	100.000	WS Mutual Holding Co	.N	
.0836	Western-Southern Group	.00000	45-5458388				2758 South Main SPE, LLC	.NC	NIA	W&S Real Estate Holdings LLC	Ownership	100.000	WS Mutual Holding Co	.N	
.0836	Western-Southern Group	.00000	27-1594103				506 Phelps Holdings, LLC	.OH	NIA	W&S Real Estate Holdings LLC	Ownership	98.000	WS Mutual Holding Co	.N	
.0836	Western-Southern Group	.00000	47-1046102				Apex Housing Investor Holdings, LLC	.KY	NIA	W&S Real Estate Holdings LLC	Ownership	98.000	WS Mutual Holding Co	.N	
.0836	Western-Southern Group	.00000	82-1476704				Aravada Kipling Housing Holdings, LLC	.CO	NIA	W&S Real Estate Holdings LLC	Ownership	98.000	WS Mutual Holding Co	.N	
.0836	Western-Southern Group	.00000	45-5439068				Belle Housing Investor Holdings, Inc.	.NC	NIA	W&S Real Estate Holdings LLC	Ownership	98.000	WS Mutual Holding Co	.N	
.0836	Western-Southern Group	.00000	82-0887717				BP Summerville Investor Holdings, LLC	.SC	NIA	W&S Real Estate Holdings LLC	Ownership	98.000	WS Mutual Holding Co	.N	
.0836	Western-Southern Group	.00000	45-5458332				BY Apartment Investor Holding, LLC	.MD	NIA	W&S Real Estate Holdings LLC	Ownership	98.000	WS Mutual Holding Co	.N	
.0836	Western-Southern Group	.00000	35-2431972				Canal Senate Apartments LLC	.IN	NIA	W&S Real Estate Holdings LLC	Ownership	100.000	WS Mutual Holding Co	.N	
.0836	Western-Southern Group	.00000	82-0894869				Cape Barnstable Investor Holdings, LLC	.MA	NIA	W&S Real Estate Holdings LLC	Ownership	98.000	WS Mutual Holding Co	.N	
.0836	Western-Southern Group	.00000	20-8819502				Carmel Holdings, LLC	.IN	NIA	W&S Real Estate Holdings LLC	Ownership	98.000	WS Mutual Holding Co	.N	
.0836	Western-Southern Group	.00000	20-5862349				Carmel Hotel, LLC	.IN	NIA	Carmel Holdings, LLC	Ownership	36.260	WS Mutual Holding Co	.N	
.0836	Western-Southern Group	.00000	31-1449186				Carthage Senior Housing Ltd	.OH	NIA	W&S Real Estate Holdings LLC	Ownership	98.000	WS Mutual Holding Co	.N	
.0836	Western-Southern Group	.00000	75-2808126				Centreport Partners LP	.TX	NIA	The Western and Southern Life Ins Co	Ownership	25.250	WS Mutual Holding Co	.N	
.0836	Western-Southern Group	.00000	82-1650525				Chattanooga Southside Housing Investor Holdings, LLC	.TN	NIA	W&S Real Estate Holdings LLC	Ownership	98.000	WS Mutual Holding Co	.N	
.0836	Western-Southern Group	.00000	23-1691523				Cincinnati Analyst Inc	.OH	NIA	Columbus Life Insurance Co	Ownership	100.000	WS Mutual Holding Co	.N	
.0836	Western-Southern Group	.00000	61-1454115				Cincinnati New Markets Fund LLC	.OH	NIA	The Western and Southern Life Ins Co	Ownership	14.660	WS Mutual Holding Co	.N	
.0836	Western-Southern Group	.00000	20-0434449				Cleveland East Hotel LLC	.OH	NIA	WS CEH LLC	Ownership	37.000	WS Mutual Holding Co	.N	
.0836	Western-Southern Group	.99937	31-1191427				Columbus Life Insurance Co	.OH	IA	The Western and Southern Life Ins Co	Ownership	100.000	WS Mutual Holding Co	.N	
.0836	Western-Southern Group	.00000	81-3364944				Cove Housing Investor Holdings, LLC	.OR	NIA	W&S Real Estate Holdings LLC	Ownership	98.000	WS Mutual Holding Co	.N	
.0836	Western-Southern Group	.00000	46-5593932				Crabtree Common Apt. Invesotr Holdings, LLC	.NC	NIA	W&S Real Estate Holdings LLC	Ownership	98.000	WS Mutual Holding Co	.N	
.0836	Western-Southern Group	.00000	45-2524597				Cranberry NP Hotel Company LLC	.PA	NIA	NP Cranberry Hotel Holdings, LLC	Ownership	72.520	WS Mutual Holding Co	.N	
.0836	Western-Southern Group	.00000	47-3929236				Crossings Apt. Holdings	.UT	NIA	W&S Real Estate Holdings LLC	Ownership	98.000	WS Mutual Holding Co	.N	
.0836	Western-Southern Group	.00000	46-3421289				Dallas City Investor Holdings, LLC	.TX	NIA	W&S Real Estate Holdings LLC	Ownership	98.000	WS Mutual Holding Co	.N	
.0836	Western-Southern Group	.00000	20-2681473				Day Hill Road Land LLC	.CT	NIA	W&S Real Estate Holdings LLC	Ownership	74.000	WS Mutual Holding Co	.N	
.0836	Western-Southern Group	.00000	31-1498142				Dublin Hotel LLC	.OH	NIA	The Western and Southern Life Ins Co	Ownership	25.000	WS Mutual Holding Co	.N	
.0836	Western-Southern Group	.00000	47-3945554				Dunvale Investor Holdings, LLC	.TX	NIA	W&S Real Estate Holdings LLC	Ownership	98.000	WS Mutual Holding Co	.N	
.0836	Western-Southern Group	.00000	81-1290497				Eagle Realty Capital Partners, LLC	.OH	NIA	Eagle Realty Group, LLC	Ownership	100.000	WS Mutual Holding Co	.N	
.0836	Western-Southern Group	.00000	31-1779165				Eagle Realty Group, LLC	.OH	NIA	Western & Southern Investment Holdings LLC	Ownership	100.000	WS Mutual Holding Co	.N	
.0836	Western-Southern Group	.00000	31-1779151				Eagle Realty Investments, Inc	.OH	NIA	Eagle Realty Group, LLC	Ownership	100.000	WS Mutual Holding Co	.N	
.0836	Western-Southern Group	.00000	82-1940957				Eagle Rose Apt. Holdings, LLC	.NY	NIA	The Western and Southern Life Ins Co	Ownership	2.500	WS Mutual Holding Co	.N	
.0836	Western-Southern Group	.00000	47-1596551				East Denver Investor Holdings, LLC	.CO	NIA	W&S Real Estate Holdings LLC	Ownership	98.000	WS Mutual Holding Co	.N	
.0836	Western-Southern Group	.00000	46-1383159				Emerging Markets LLC	.OH	NIA	Western-Southern Life Assurance Co	Ownership	22.980	WS Mutual Holding Co	.N	
.0836	Western-Southern Group	.00000	46-1383159				Emerging Markets LLC	.OH	NIA	Integrity Life Insurance Co	Ownership	33.350	WS Mutual Holding Co	.N	
.0836	Western-Southern Group	.00000	46-1383159				Emerging Markets LLC	.OH	NIA	National Integrity Life Insurance Co	Ownership	16.880	WS Mutual Holding Co	.N	
.0836	Western-Southern Group	.00000	46-1383159				Emerging Markets LLC	.OH	NIA	Lafayette Life Insurance Company	Ownership	26.210	WS Mutual Holding Co	.N	
.0836	Western-Southern Group	.00000	45-5350091				Flat Apts. Investor Holdings, LLC	.IN	NIA	W&S Real Estate Holdings LLC	Ownership	98.000	WS Mutual Holding Co	.N	
.0836	Western-Southern Group	.00000	82-1492952				Forsythe Halcyon AA Inv. Holdings, LLC	.MA	NIA	W&S Real Estate Holdings LLC	Ownership	98.000	WS Mutual Holding Co	.N	
.0836	Western-Southern Group	.00000	52-2206041				Fort Washington PE Invest II LP	.OH	NIA	The Western and Southern Life Ins Co	Ownership	99.500	WS Mutual Holding Co	.N	
.0836	Western-Southern Group	.00000	52-2206041				Fort Washington PE Invest II LP	.OH	NIA	Fort Washington Capital Partners, LLC	Ownership	0.500	WS Mutual Holding Co	.N	
.0836	Western-Southern Group	.00000	16-1648796				Fort Washington PE Invest IV LP	.OH	NIA	The Western and Southern Life Ins Co	Ownership	38.320	WS Mutual Holding Co	.N	
.0836	Western-Southern Group	.00000	16-1648796				Fort Washington PE Invest IV LP	.OH	NIA	Fort Washington Capital Partners, LLC	Ownership	0.500	WS Mutual Holding Co	.N	
.0836	Western-Southern Group	.00000	20-4568842				Fort Washington PE Invest V LP	.OH	NIA	The Western and Southern Life Ins Co	Ownership	45.790	WS Mutual Holding Co	.N	
.0836	Western-Southern Group	.00000	20-4568842				Fort Washington PE Invest V LP	.OH	NIA	FWPEI V GP, LLC	Ownership	0.500	WS Mutual Holding Co	.N	
.0836	Western-Southern Group	.00000	27-1321348				Fort Washington PE Invest VII LP	.OH	NIA	The Western and Southern Life Ins Co	Ownership	30.990	WS Mutual Holding Co	.N	
.0836	Western-Southern Group	.00000	27-1321348				Fort Washington PE Invest VII LP	.OH	NIA	FWPEI VII GP, LLC	Ownership	0.500	WS Mutual Holding Co	.N	
.0836	Western-Southern Group	.00000	45-0571051				Fort Washington Active Fixed Fund	.OH	NIA	The Western and Southern Life Ins Co	Ownership	55.070	WS Mutual Holding Co	.N	

ANNUAL STATEMENT FOR THE YEAR 2017 OF THE Integrity Life Insurance Company

SCHEDULE Y

PART 1A - DETAIL OF INSURANCE HOLDING COMPANY SYSTEM

1	2	3	4	5	6	7	8	9	10	11	12	13	14	15	16
Group Code	Group Name	NAIC Company Code	ID Number	Federal RSSD	CIK	Name of Securities Exchange if Publicly Traded (U.S. or International)	Names of Parent, Subsidiaries Or Affiliates	Domi-ciliary Location	Relation-ship to Reporting Entity	Directly Controlled by (Name of Entity/Person)	Type of Control (Ownership, Board, Management, Attorney-in-Fact, Influence, Other)	If Control is Ownership Provide Percen-tage	Ultimate Controlling Entity(ies)/Person(s)	Is an SCA Filing Re-quired? (Y/N)	*
.0836	Western-Southern Group	.00000	52-2206044				Fort Washington Capital Partners, LLC Fort Washington Global Alpha Domestic Fund LP	.OH	NIA	Fort Washington Investment Advisors, Inc.	Ownership	100.000	WS Mutual Holding Co	.N	
.0836	Western-Southern Group	.00000	47-3243974					.OH	NIA	Western & Southern Financial Group, Inc. Fort Washington Global Alpha Domestic Fund LP	Ownership	99.990	WS Mutual Holding Co	.N	
.0836	Western-Southern Group	.00000	98-1227949				Fort Washington Global Alpha Master Fund LP	.OH	NIA		Ownership	99.470	WS Mutual Holding Co	.N	
.0836	Western-Southern Group	.00000	31-1702203				Fort Washington High Yield Invt LLC	.OH	NIA	The Western and Southern Life Ins Co	Ownership	4.450	WS Mutual Holding Co	.N	
.0836	Western-Southern Group	.00000	31-1702203				Fort Washington High Yield Invt LLC	.OH	NIA	Western-Southern Life Assurance Co	Ownership	41.130	WS Mutual Holding Co	.N	
.0836	Western-Southern Group	.00000	31-1702203				Fort Washington High Yield Invt LLC	.OH	NIA	Columbus Life Insurance Co	Ownership	32.010	WS Mutual Holding Co	.N	
.0836	Western-Southern Group	.00000	31-1702203				Fort Washington High Yield Invt LLC	.OH	NIA	Integrity Life Insurance Co	Ownership	6.080	WS Mutual Holding Co	.N	
.0836	Western-Southern Group	.00000	31-1702203				Fort Washington High Yield Invt LLC	.OH	NIA	National Integrity Life Insurance Co	Ownership	6.080	WS Mutual Holding Co	.N	
.0836	Western-Southern Group	.00000	27-0116330				Fort Washington High Yield Invt LLC II	.OH	NIA	The Western and Southern Life Ins Co Western & Southern Investment Holdings LLC	Ownership	25.180	WS Mutual Holding Co	.N	
.0836	Western-Southern Group	.00000	31-1301863				Fort Washington Investment Advisors, Inc.	.OH	NIA		Ownership	100.000	WS Mutual Holding Co	.N	
.0836	Western-Southern Group	.00000	31-1727947				Fort Washington PE Invest III LP	.OH	NIA	The Western and Southern Life Ins Co	Ownership	99.500	WS Mutual Holding Co	.N	
.0836	Western-Southern Group	.00000	31-1727947				Fort Washington PE Invest III LP	.OH	NIA	Fort Washington Capital Partners, LLC	Ownership	0.500	WS Mutual Holding Co	.N	
.0836	Western-Southern Group	.00000	81-1710716				Fort Washington PE Invest IX	.OH	NIA	FWPEI IX GP, LLC	Ownership	0.500	WS Mutual Holding Co	.N	
.0836	Western-Southern Group	.00000	81-1710716				Fort Washington PE Invest IX	.OH	NIA	The Western and Southern Life Ins Co	Ownership	9.180	WS Mutual Holding Co	.N	
.0836	Western-Southern Group	.00000	81-1722824				Fort Washington PE Invest IX-B	.OH	NIA	FWPEI IX GP, LLC	Ownership	0.500	WS Mutual Holding Co	.N	
.0836	Western-Southern Group	.00000	81-1722824				Fort Washington PE Invest IX-B	.OH	NIA	The Western and Southern Life Ins Co	Ownership	99.500	WS Mutual Holding Co	.N	
.0836	Western-Southern Group	.00000	81-1997777				Fort Washington PE Invest IX-K	.OH	NIA	FWPEI IX GP, LLC	Ownership	0.500	WS Mutual Holding Co	.N	
.0836	Western-Southern Group	.00000	26-1073680				Fort Washington PE Invest VI LP	.OH	NIA	The Western and Southern Life Ins Co	Ownership	35.470	WS Mutual Holding Co	.N	
.0836	Western-Southern Group	.00000	26-1073680				Fort Washington PE Invest VI LP	.OH	NIA	FWPEI VI GP, LLC	Ownership	0.500	WS Mutual Holding Co	.N	
.0836	Western-Southern Group	.00000	35-2485044				Fort Washington PE Invest VIII	.OH	NIA	The Western and Southern Life Ins Co	Ownership	4.150	WS Mutual Holding Co	.N	
.0836	Western-Southern Group	.00000	35-2485044				Fort Washington PE Invest VIII	.OH	NIA	FWPEI VIII GP, LLC	Ownership	0.500	WS Mutual Holding Co	.N	
.0836	Western-Southern Group	.00000	32-0418436				Fort Washington PE Invest VIII-B	.OH	NIA	The Western and Southern Life Ins Co	Ownership	99.500	WS Mutual Holding Co	.N	
.0836	Western-Southern Group	.00000	32-0418436				Fort Washington PE Invest VIII-B	.OH	NIA	FWPEI VIII GP, LLC	Ownership	0.500	WS Mutual Holding Co	.N	
.0836	Western-Southern Group	.00000	20-5398098				Fort Washington PE Investors V-B, L.P.	.OH	NIA	Fort Washington PE Invest V LP	Ownership	87.620	WS Mutual Holding Co	.N	
.0836	Western-Southern Group	.00000	20-5398098				Fort Washington PE Investors V-B, L.P.	.OH	NIA	FWPEI V GP, LLC	Ownership	0.500	WS Mutual Holding Co	.N	
.0836	Western-Southern Group	.00000	20-5398156				Fort Washington PE Investors V-VC, L.P.	.OH	NIA	Fort Washington PE Invest V LP	Ownership	89.590	WS Mutual Holding Co	.N	
.0836	Western-Southern Group	.00000	20-5398156				Fort Washington PE Investors V-VC, L.P.	.OH	NIA	FWPEI V GP, LLC	Ownership	0.500	WS Mutual Holding Co	.N	
.0836	Western-Southern Group	.00000	26-3806629				Fort Washington PE Opp Fund II, L.P.	.OH	NIA	Fort Washington PE Invest VI LP	Ownership	9.840	WS Mutual Holding Co	.N	
.0836	Western-Southern Group	.00000	26-3806629				Fort Washington PE Opp Fund II, L.P.	.OH	NIA	The Western and Southern Life Ins Co	Ownership	15.170	WS Mutual Holding Co	.N	
.0836	Western-Southern Group	.00000	26-3806629				Fort Washington PE Opp Fund II, L.P.	.OH	NIA	Fort Washington PE Invest V LP	Ownership	6.700	WS Mutual Holding Co	.N	
.0836	Western-Southern Group	.00000	26-3806629				Fort Washington PE Opp Fund II, L.P.	.OH	NIA	Fort Washington PE Invest VII LP	Ownership	5.410	WS Mutual Holding Co	.N	
.0836	Western-Southern Group	.00000	26-3806629				Fort Washington PE Opp Fund II, L.P.	.OH	NIA	FWPEO II GP, LLC	Ownership	0.500	WS Mutual Holding Co	.N	
.0836	Western-Southern Group	.00000	90-0989164				Fort Washington PE Opp Fund III, L.P.	.OH	NIA	Fort Washington PE Invest VII LP	Ownership	3.750	WS Mutual Holding Co	.N	
.0836	Western-Southern Group	.00000	90-0989164				Fort Washington PE Opp Fund III, L.P.	.OH	NIA	Fort Washington PE Invest VIII LP	Ownership	3.180	WS Mutual Holding Co	.N	
.0836	Western-Southern Group	.00000	90-0989164				Fort Washington PE Opp Fund III, L.P.	.OH	NIA	The Western and Southern Life Ins Co	Ownership	6.390	WS Mutual Holding Co	.N	
.0836	Western-Southern Group	.00000	90-0989164				Fort Washington PE Opp Fund III, L.P.	.OH	NIA	FWPEO III GP, LLC	Ownership	0.500	WS Mutual Holding Co	.N	
.0836	Western-Southern Group	.00000	37-1736757				Fort Washington PE Opp Fund III-B, L.P.	.OH	NIA	The Western and Southern Life Ins Co	Ownership	99.500	WS Mutual Holding Co	.N	
.0836	Western-Southern Group	.00000	37-1736757				Fort Washington PE Opp Fund III-B, L.P.	.OH	NIA	FWPEO III GP, LLC	Ownership	0.500	WS Mutual Holding Co	.N	
.0836	Western-Southern Group	.00000	47-1922641				Frontage Lodge Investor Holdings, LLC	.CO	NIA	W&S Real Estate Holdings LLC	Ownership	98.000	WS Mutual Holding Co	.N	
.0836	Western-Southern Group	.00000	81-1698272				FWPEI IX GP, LLC	.OH	NIA	Fort Washington Investment Advisors, Inc.	Ownership	100.000	WS Mutual Holding Co	.N	
.0836	Western-Southern Group	.00000	20-4844372				FWPEI V GP, LLC	.OH	NIA	Fort Washington Investment Advisors, Inc.	Ownership	100.000	WS Mutual Holding Co	.N	
.0836	Western-Southern Group	.00000	26-1073669				FWPEI VI GP, LLC	.OH	NIA	Fort Washington Investment Advisors, Inc.	Ownership	100.000	WS Mutual Holding Co	.N	
.0836	Western-Southern Group	.00000	27-1321253				FWPEI VII GP, LLC	.OH	NIA	Fort Washington Investment Advisors, Inc.	Ownership	100.000	WS Mutual Holding Co	.N	
.0836	Western-Southern Group	.00000	46-3584733				FWPEI VIII GP, LLC	.OH	NIA	Fort Washington Investment Advisors, Inc.	Ownership	100.000	WS Mutual Holding Co	.N	
.0836	Western-Southern Group	.00000	26-3806561				FWPEO II GP, LLC	.OH	NIA	Fort Washington Investment Advisors, Inc.	Ownership	100.000	WS Mutual Holding Co	.N	
.0836	Western-Southern Group	.00000	46-2895522				FWPEO III GP, LLC	.OH	NIA	Fort Washington Investment Advisors, Inc.	Ownership	100.000	WS Mutual Holding Co	.N	
.0836	Western-Southern Group	.00000	47-4083280				Gallatin Investor Holdings,LLC	.TN	NIA	W&S Real Estate Holdings LLC	Ownership	98.000	WS Mutual Holding Co	.N	
.0836	Western-Southern Group	.00000	45-3507078				Galleria Investor Holdings, LLC	.TX	NIA	W&S Real Estate Holdings LLC	Ownership	98.000	WS Mutual Holding Co	.N	
.0836	Western-Southern Group	.00000	26-1553878				Galveston Summerbrooke Apts LLC	.TX	NIA	Summerbrooke Holdings LLC	Ownership	52.920	WS Mutual Holding Co	.N	
.0836	Western-Southern Group	.00000	81-2646906				Golf Countryside Investor Holdings, LLC	.FL	NIA	W&S Real Estate Holdings LLC	Ownership	98.000	WS Mutual Holding Co	.N	
.0836	Western-Southern Group	.00000	81-1670352				Golf Sabal Inv. Holdings, LLC	.FL	NIA	W&S Real Estate Holdings LLC	Ownership	98.000	WS Mutual Holding Co	.N	

ANNUAL STATEMENT FOR THE YEAR 2017 OF THE Integrity Life Insurance Company

SCHEDULE Y
PART 1A - DETAIL OF INSURANCE HOLDING COMPANY SYSTEM

1	2	3	4	5	6	7	8	9	10	11	12	13	14	15	16
Group Code	Group Name	NAIC Company Code	ID Number	Federal RSSD	CIK	Name of Securities Exchange if Publicly Traded (U.S. or International)	Names of Parent, Subsidiaries Or Affiliates	Domi-ciliary Location	Relation-ship to Reporting Entity	Directly Controlled by (Name of Entity/Person)	Type of Control (Ownership, Board, Management, Attorney-in-Fact, Influence, Other)	If Control is Owner-ship Provide Percen-tage	Ultimate Controlling Entity(ies)/Person(s)	Is an SCA Filing Re-quired? (Y/N)	*
.0836	Western-Southern Group	.00000	82-2495007				Grand Dunes Senior Holdings, LLC	NC	NIA	W&S Real Estate Holdings LLC	Ownership	98.000	WS Mutual Holding Co	.N	
.0836	Western-Southern Group	.00000	45-3457194				GS Multifamily Galleria LLC	TX	NIA	Galleria Investor Holdings, LLC	Ownership	57.820	WS Mutual Holding Co	.N	
.0836	Western-Southern Group	.00000	26-3525111				GS Yorktown Apt LP	TX	NIA	YT Crossing Holdings, LLC	Ownership	57.820	WS Mutual Holding Co	.N	
.0836	Western-Southern Group	.00000	26-3108420				Hearthview Praire Lake Apts LLC	IN	NIA	Prairie Lakes Holdings, LLC	Ownership	62.720	WS Mutual Holding Co	.N	
.0836	Western-Southern Group	.00000	31-1328371				IFS Financial Services, Inc	OH	NIA	Western-Southern Life Assurance Co	Ownership	100.000	WS Mutual Holding Co	.N	
.0836	Western-Southern Group	.00000	43-2081325				Insurance Profitment Solutions, LLC	OH	NIA	The Western and Southern Life Ins Co	Ownership	100.000	WS Mutual Holding Co	.N	
.0836	Western-Southern Group	.74780	86-0214103				Integrity Life Insurance Co	OH	RE	The Western and Southern Life Ins Co	Ownership	100.000	WS Mutual Holding Co	.N	
.0836	Western-Southern Group	.00000	34-1826874				IR Mall Associates LTD	FL	NIA	The Western and Southern Life Ins Co	Ownership	49.500	WS Mutual Holding Co	.N	
.0836	Western-Southern Group	.00000	81-2358660				Jacksonville Salisbury Apt Holdings,LLC	FL	NIA	W&S Real Estate Holdings LLC	Ownership	98.000	WS Mutual Holding Co	.N	
.0836	Western-Southern Group	.00000	47-4171986				Kissimmee Investor Holdings, LLC	FL	NIA	W&S Real Estate Holdings LLC	Ownership	98.000	WS Mutual Holding Co	.N	
.0836	Western-Southern Group	.00000	46-4737222				LaCentera Apts. Investor Holdings, LLC	TX	NIA	The Western and Southern Life Ins Co	Ownership	98.000	WS Mutual Holding Co	.N	
.0836	Western-Southern Group	.65242	35-0457540				Lafayette Life Insurance Company	OH	IA	Western & Southern Financial Group, Inc	Ownership	100.000	WS Mutual Holding Co	.N	
.0836	Western-Southern Group	.00000	31-1705445				LaFrontera Holdings, LLC	TX	NIA	W&S Real Estate Holdings LLC	Ownership	74.250	WS Mutual Holding Co	.N	
.0836	Western-Southern Group	.00000	27-2330466				Leroy Glen Investment LLC	OH	NIA	The Western and Southern Life Ins Co	Ownership	100.000	WS Mutual Holding Co	.N	
.0836	Western-Southern Group	.00000	47-3380015				Linthicum Investor Holdings, LLC	MD	NIA	W&S Real Estate Holdings LLC	Ownership	98.000	WS Mutual Holding Co	.N	
.0836	Western-Southern Group	.00000	35-2123483				LLIA Inc	OH	NIA	Lafayette Life Insurance Company	Ownership	100.000	WS Mutual Holding Co	.N	
.0836	Western-Southern Group	.00000	47-2577517				Lytle Park Inn, LLC	OH	NIA	W&S Real Estate Holdings LLC	Ownership	98.000	WS Mutual Holding Co	.N	
.0836	Western-Southern Group	.00000	47-3966673				Main Hospitality Holdings	OH	NIA	W&S Real Estate Holdings LLC	Ownership	98.000	WS Mutual Holding Co	.N	
.0836	Western-Southern Group	.00000	81-0732275				MC Investor Holdings, LLC	AZ	NIA	W&S Real Estate Holdings LLC	Ownership	98.000	WS Mutual Holding Co	.N	
.0836	Western-Southern Group	.00000	81-0743431				Midtown Park Inv. Holdings, LC	TX	NIA	W&S Real Estate Holdings LLC	Ownership	98.000	WS Mutual Holding Co	.N	
.0836	Western-Southern Group	.00000	45-5439036				Miller Creek Investor Holdings, LLC	TN	NIA	W&S Real Estate Holdings LLC	Ownership	98.000	WS Mutual Holding Co	.N	
.0836	Western-Southern Group	.75264	16-0958252				National Integrity Life Insurance Co	NY	DS	Integrity Life Insurance Co	Ownership	100.000	WS Mutual Holding Co	.N	
.0836	Western-Southern Group	.00000	46-5030427				NE Emerson Edgewood, LLC	IN	NIA	Lafayette Life Insurance Company	Ownership	60.000	WS Mutual Holding Co	.N	
.0836	Western-Southern Group	.00000	27-1024113				North Braeswood Meritage Holdings LLC	OH	NIA	Western-Southern Life Assurance Co	Ownership	100.000	WS Mutual Holding Co	.N	
.0836	Western-Southern Group	.00000	02-0593144				North Pittsburg Hotel LLC	PA	NIA	WSALD NPH LLC	Ownership	37.000	WS Mutual Holding Co	.N	
.0836	Western-Southern Group	.00000	31-1427318				Northeast Cincinnati Hotel LLC	OH	NIA	The Western and Southern Life Ins Co	Ownership	25.000	WS Mutual Holding Co	.N	
.0836	Western-Southern Group	.00000	45-2914674				NP Cranberry Hotel Holdings, LLC	PA	NIA	W&S Real Estate Holdings LLC	Ownership	98.000	WS Mutual Holding Co	.N	
.0836	Western-Southern Group	.00000	46-5765100				Olathe Apt. Investor Holdings, LLC	KS	NIA	W&S Real Estate Holdings LLC	Ownership	98.000	WS Mutual Holding Co	.N	
.0836	Western-Southern Group	.00000	47-1122741				One Kennedy Housing Investor Holdings, LLC	CT	NIA	W&S Real Estate Holdings LLC	Ownership	98.000	WS Mutual Holding Co	.N	
.0836	Western-Southern Group	.00000	31-1338187				OTR Housing Associates LP	OH	NIA	The Western and Southern Life Ins Co	Ownership	98.000	WS Mutual Holding Co	.N	
.0836	Western-Southern Group	.00000	46-1553387				Overland Apartments Investor Holdings, LLC	KS	NIA	W&S Real Estate Holdings LLC	Ownership	98.000	WS Mutual Holding Co	.N	
.0836	Western-Southern Group	.00000	81-2515872				Patterson at First Investor Holdings, LLC	OH	NIA	Integrity Life Insurance Co	Ownership	100.000	WS Mutual Holding Co	.N	
.0836	Western-Southern Group	.00000	20-4322006				PCE LP	GA	NIA	The Western and Southern Life Ins Co	Ownership	41.900	WS Mutual Holding Co	.N	
.0836	Western-Southern Group	.00000	20-4322006				PCE LP	GA	NIA	Western-Southern Life Assurance Co	Ownership	22.340	WS Mutual Holding Co	.N	
.0836	Western-Southern Group	.00000	47-3394236				Perimeter TC Investor Holdings	GA	NIA	W&S Real Estate Holdings LLC	Ownership	98.000	WS Mutual Holding Co	.N	
.0836	Western-Southern Group	.00000	81-1659568				Pleasanton Hotel Investor Holdings,LLC	CA	NIA	W&S Real Estate Holdings LLC	Ownership	98.000	WS Mutual Holding Co	.N	
.0836	Western-Southern Group	.00000	26-3167828				Prairie Lakes Holdings, LLC	IN	NIA	W&S Real Estate Holdings LLC	Ownership	98.000	WS Mutual Holding Co	.N	
.0836	Western-Southern Group	.00000	41-3147951				Pretium Residential Real Estate Fund II, LP	NY	NIA	The Western and Southern Life Ins Co	Ownership	2.500	WS Mutual Holding Co	.N	
.0836	Western-Southern Group	.00000	82-1507720				Price Willis Lodging Holdings, LLC	SC	NIA	W&S Real Estate Holdings LLC	Ownership	98.000	WS Mutual Holding Co	.N	
.0836	Western-Southern Group	.00000	34-1998937				Queen City Square LLC	OH	NIA	The Western and Southern Life Ins Co	Ownership	99.750	WS Mutual Holding Co	.N	
.0836	Western-Southern Group	.00000	52-2096076				Race Street Dev Ltd	OH	NIA	W&S Real Estate Holdings LLC	Ownership	100.000	WS Mutual Holding Co	.N	
.0836	Western-Southern Group	.00000	46-4725907				Railroad Parkside Investor Holdings, LLC	AL	NIA	W&S Real Estate Holdings LLC	Ownership	98.000	WS Mutual Holding Co	.N	
.0836	Western-Southern Group	.00000	27-4266774				Randolph Tower Affordable Inv Fund LLC	IL	NIA	The Western and Southern Life Ins Co	Ownership	99.990	WS Mutual Holding Co	.N	
.0836	Western-Southern Group	.00000	82-2188516				Revel Investor Holdings, LLC	CO	NIA	W&S Real Estate Holdings LLC	Ownership	98.000	WS Mutual Holding Co	.N	
.0836	Western-Southern Group	.00000	80-0246040				Ridgegate Commonwealth Apts LLC	CO	NIA	Ridgegate Holdings, LLC	Ownership	52.920	WS Mutual Holding Co	.N	
.0836	Western-Southern Group	.00000	26-3526448				Ridgegate Holdings, LLC	CO	NIA	W&S Real Estate Holdings LLC	Ownership	98.000	WS Mutual Holding Co	.N	
.0836	Western-Southern Group	.00000	81-1286981				Russell Bay Investor Holdings, LLC	NV	NIA	W&S Real Estate Holdings LLC	Ownership	98.000	WS Mutual Holding Co	.N	
.0836	Western-Southern Group	.00000	81-2260159				San Tan Investor Holdings, LLC	AZ	NIA	W&S Real Estate Holdings LLC	Ownership	98.000	WS Mutual Holding Co	.N	
.0836	Western-Southern Group	.00000	47-1617717				Settlers Ridge Robinson Investor Holdings, LLC	PA	NIA	W&S Real Estate Holdings LLC	Ownership	98.000	WS Mutual Holding Co	.N	
.0836	Western-Southern Group	.00000	27-3564950				Seventh & Culvert Garage LLC	OH	NIA	W&S Real Estate Holdings LLC	Ownership	100.000	WS Mutual Holding Co	.N	
.0836	Western-Southern Group	.00000	26-1554676				Shelbourne Campus Properties LLC	KY	NIA	Shelbourne Holdings, LLC	Ownership	52.920	WS Mutual Holding Co	.N	
.0836	Western-Southern Group	.00000	26-1944856				Shelbourne Holdings, LLC	KY	NIA	W&S Real Estate Holdings LLC	Ownership	98.000	WS Mutual Holding Co	.N	
.0836	Western-Southern Group	.00000	45-4354663				Siena Investor Holding, LLC	TX	NIA	W&S Real Estate Holdings LLC	Ownership	69.000	WS Mutual Holding Co	.N	

SCHEDULE Y
PART 1A - DETAIL OF INSURANCE HOLDING COMPANY SYSTEM

1	2	3	4	5	6	7	8	9	10	11	12	13	14	15	16
Group Code	Group Name	NAIC Company Code	ID Number	Federal RSSD	CIK	Name of Securities Exchange if Publicly Traded (U.S. or International)	Names of Parent, Subsidiaries Or Affiliates	Domi-ciliary Location	Relation-ship to Reporting Entity	Directly Controlled by (Name of Entity/Person)	Type of Control (Ownership, Board, Management, Attorney-in-Fact, Influence, Other)	If Control is Owner-ship Provide Percen-tage	Ultimate Controlling Entity(ies)/Person(s)	Is an SCA Filing Re-quired? (Y/N)	*
.0836	Western-Southern Group	.00000	46-2930953				Skye Apts Investor Holdings, LLC	.MN	NIA	W&S Real Estate Holdings LLC	Ownership	98.000	WS Mutual Holding Co	.N	
.0836	Western-Southern Group	.00000	61-1328558				Skyport Hotel LLC	.KY	NIA	The Western and Southern Life Ins Co	Ownership	25.000	WS Mutual Holding Co	.N	
.0836	Western-Southern Group	.00000	47-1553152				Sonterra Legacy Investor Holding, LLC	.OH	NIA	2014 San Antonio Trust Agreement	Ownership	100.000	WS Mutual Holding Co	.N	
.0836	Western-Southern Group	.00000	47-2306231				Southside Tunnel Apts. Investor Holdings, LLC	.PA	NIA	W&S Real Estate Holdings LLC	Ownership	98.000	WS Mutual Holding Co	.N	
.0836	Western-Southern Group	.00000	46-2922655				SP Charlotte Apts. Investor Holdings, LLC	.NC	NIA	W&S Real Estate Holdings LLC	Ownership	98.000	WS Mutual Holding Co	.N	
.0836	Western-Southern Group	.00000	81-1827381				Stony Investor Holdings, LLC	.VA	NIA	W&S Real Estate Holdings LLC	Ownership	98.000	WS Mutual Holding Co	.N	
.0836	Western-Southern Group	.00000	81-3538359				Stout Metro Housing Holdings LLC	.IN	NIA	W&S Real Estate Holdings LLC	Ownership	98.000	WS Mutual Holding Co	.N	
.0836	Western-Southern Group	.00000	26-2348581				Summerbrooke Holdings LLC	.TX	NIA	W&S Real Estate Holdings LLC	Ownership	98.000	WS Mutual Holding Co	.N	
.0836	Western-Southern Group	.00000	26-4291356				Sundance Lafrontera Holdings LLC	.TX	NIA	The Western and Southern Life Ins Co	Ownership	62.720	WS Mutual Holding Co	.N	
.0836	Western-Southern Group	.70483	31-0487145				The Western and Southern Life Ins Co	.OH	UDP	Western & Southern Financial Group, Inc	Ownership	100.000	WS Mutual Holding Co	.N	
.0836	Western-Southern Group	.00000	31-1394672				Touchstone Advisors Inc	.OH	NIA	IFS Financial Services, Inc	Ownership	100.000	WS Mutual Holding Co	.N	
.0836	Western-Southern Group	.00000	47-6046379				Touchstone Securities, Inc	.NE	NIA	IFS Financial Services, Inc	Ownership	100.000	WS Mutual Holding Co	.N	
.0836	Western-Southern Group	.00000	47-5098714				Trevi Apartment Holdings, LLC	.AZ	NIA	W&S Real Estate Holdings LLC	Ownership	98.000	WS Mutual Holding Co	.N	
.0836	Western-Southern Group	.00000	20-5542652				Tri-State Fund II Growth LP	.OH	NIA	The Western and Southern Life Ins Co	Ownership	29.840	WS Mutual Holding Co	.N	
.0836	Western-Southern Group	.00000	20-5542652				Tri-State Fund II Growth LP	.OH	NIA	Tri-State Ventures II, LLC	Ownership	0.500	WS Mutual Holding Co	.N	
.0836	Western-Southern Group	.00000	31-1788429				Tri-State Growth Captial Fund LP	.OH	NIA	The Western and Southern Life Ins Co	Ownership	12.500	WS Mutual Holding Co	.N	
.0836	Western-Southern Group	.00000	31-1788429				Tri-State Growth Captial Fund LP	.OH	NIA	Tri-State Ventures, LLC	Ownership	0.630	WS Mutual Holding Co	.N	
.0836	Western-Southern Group	.00000	20-5542563				Tri-State Ventures II, LLC	.OH	NIA	Fort Washington Investment Advisors, Inc.	Ownership	100.000	WS Mutual Holding Co	.N	
.0836	Western-Southern Group	.00000	31-1788428				Tri-State Ventures, LLC	.OH	NIA	Fort Washington Investment Advisors, Inc.	Ownership	100.000	WS Mutual Holding Co	.N	
.0836	Western-Southern Group	.00000	31-1653922				Union Centre Hotel LLC	.OH	NIA	The Western and Southern Life Assurance Co	Ownership	25.000	WS Mutual Holding Co	.N	
.0836	Western-Southern Group	.00000	81-4132070				Vernazza Housing Investor Holdings, LLC	.FL	NIA	W&S Real Estate Holdings LLC	Ownership	98.000	WS Mutual Holding Co	.N	
.0836	Western-Southern Group	.00000	36-4107014				Vinings Trace	.OH	NIA	W&S Real Estate Holdings LLC	Ownership	99.000	WS Mutual Holding Co	.N	
.0836	Western-Southern Group	.00000	72-1388989				Vulcan Hotel LLC	.AL	NIA	The Western and Southern Life Ins Co	Ownership	25.000	WS Mutual Holding Co	.N	
.0836	Western-Southern Group	.00000	31-0846576				W&S Brokerage Services, Inc	.OH	NIA	Western-Southern Life Assurance Co	Ownership	100.000	WS Mutual Holding Co	.Y	
.0836	Western-Southern Group	.00000	31-1334221				W&S Financial Group Distributors Inc	.OH	NIA	Western-Southern Life Assurance Co	Ownership	100.000	WS Mutual Holding Co	.N	
.0836	Western-Southern Group	.00000	06-1804432				W&S Real Estate Holdings LLC	.OH	NIA	The Western and Southern Life Ins Co	Ownership	100.000	WS Mutual Holding Co	.N	
.0836	Western-Southern Group	.00000	31-1732404				Western & Southern Financial Group, Inc	.OH	UIP	Western-Southern Mutual Holding Company	Ownership	100.000	WS Mutual Holding Co	.N	
.0836	Western-Southern Group	.00000	06-1804434				Western & Southern Investment Holdings LLC	.OH	NIA	The Western and Southern Life Ins Co	Ownership	100.000	WS Mutual Holding Co	.N	
.0836	Western-Southern Group	.00000	31-1413821				Western-Southern Agency	.OH	NIA	The Western and Southern Life Ins Co	Ownership	100.000	WS Mutual Holding Co	.N	
.0836	Western-Southern Group	.92622	31-1000236				Western-Southern Life Assurance Co	.OH	IA	The Western and Southern Life Ins Co	Ownership	100.000	WS Mutual Holding Co	.N	
.0836	Western-Southern Group	.00000	31-1732405				Western-Southern Mutual Holding Company	.OH	UIP	Western-Southern Mutual Holding Company	Ownership	100.000	WS Mutual Holding Co	.N	
.0836	Western-Southern Group	.00000	31-1732344				Windsor Hotel LLC	.CT	NIA	The Western and Southern Life Ins Co	Ownership	25.000	WS Mutual Holding Co	.N	
.0836	Western-Southern Group	.00000	81-4930979				WL Apartments Holdings, LLC	.OH	NIA	2017 Houston Trust Agreement	Ownership	100.000	WS Mutual Holding Co	.N	
.0836	Western-Southern Group	.00000	31-1317879				Wright Exec Hotel LTD Partners	.OH	NIA	The Western and Southern Life Ins Co	Ownership	60.490	WS Mutual Holding Co	.N	
.0836	Western-Southern Group	.00000	61-1182451				WS Airport Exchange GP LLC	.KY	NIA	W&S Real Estate Holdings LLC	Ownership	74.000	WS Mutual Holding Co	.N	
.0836	Western-Southern Group	.00000	20-2820067				WS CEH LLC	.OH	NIA	W&S Real Estate Holdings LLC	Ownership	50.000	WS Mutual Holding Co	.N	
.0836	Western-Southern Group	.00000	31-1303229				WS Country Place GP LLC	.GA	NIA	W&S Real Estate Holdings LLC	Ownership	90.000	WS Mutual Holding Co	.N	
.0836	Western-Southern Group	.00000	61-0998084				WS Lookout JV LLC	.KY	NIA	The Western and Southern Life Ins Co	Ownership	50.000	WS Mutual Holding Co	.N	
.0836	Western-Southern Group	.00000	20-1515960				WSA Commons LLC	.GA	NIA	The Western and Southern Life Ins Co	Ownership	50.000	WS Mutual Holding Co	.N	
.0836	Western-Southern Group	.00000	33-1058916				WSALD NPH LLC	.PA	NIA	W&S Real Estate Holdings LLC	Ownership	50.000	WS Mutual Holding Co	.N	
.0836	Western-Southern Group	.00000	20-0360272				WSL Partners LP	.OH	NIA	The Western and Southern Life Ins Co	Ownership	67.730	WS Mutual Holding Co	.N	
.0836	Western-Southern Group	.00000	20-0360272				WSL Partners LP	.OH	NIA	Fort Washington Capital Partners, LLC	Ownership	0.500	WS Mutual Holding Co	.N	
.0836	Western-Southern Group	.00000	20-8843748				WSLR Birmingham	.AL	NIA	WSLR Holdings LLC	Ownership	100.000	WS Mutual Holding Co	.N	
.0836	Western-Southern Group	.00000	20-8843635				WSLR Cinti LLC	.OH	NIA	WSLR Holdings LLC	Ownership	100.000	WS Mutual Holding Co	.N	
.0836	Western-Southern Group	.00000	20-8843645				WSLR Columbus LLC	.OH	NIA	WSLR Holdings LLC	Ownership	100.000	WS Mutual Holding Co	.N	
.0836	Western-Southern Group	.00000	20-8843653				WSLR Dallas LLC	.TX	NIA	WSLR Holdings LLC	Ownership	100.000	WS Mutual Holding Co	.N	
.0836	Western-Southern Group	.00000	20-8843767				WSLR Hartford LLC	.CT	NIA	WSLR Holdings LLC	Ownership	100.000	WS Mutual Holding Co	.N	
.0836	Western-Southern Group	.00000	20-8843577				WSLR Holdings LLC	.OH	NIA	The Western and Southern Life Ins Co	Ownership	24.490	WS Mutual Holding Co	.N	
.0836	Western-Southern Group	.00000	20-8843962				WSLR Skyport LLC	.KY	NIA	WSLR Holdings LLC	Ownership	100.000	WS Mutual Holding Co	.N	
.0836	Western-Southern Group	.00000	20-8843814				WSLR Union LLC	.OH	NIA	WSLR Holdings LLC	Ownership	100.000	WS Mutual Holding Co	.N	
.0836	Western-Southern Group	.00000	26-3526711				YT Crossing Holdings, LLC	.TX	NIA	W&S Real Estate Holdings LLC	Ownership	98.000	WS Mutual Holding Co	.N	
.0836	Western-Southern Group	.00000	82-2226959				View High Apts Investor Holdings, LLC	.MO	NIA	W&S Real Estate Holdings LLC	Ownership	98.000	WS Mutual Holding Co	.N	

SCHEDULE Y
PART 1A - DETAIL OF INSURANCE HOLDING COMPANY SYSTEM

1	2	3	4	5	6	7	8	9	10	11	12	13	14	15	16
Group Code	Group Name	NAIC Company Code	ID Number	Federal RSSD	CIK	Name of Securities Exchange if Publicly Traded (U.S. or International)	Names of Parent, Subsidiaries Or Affiliates	Domiciliary Location	Relationship to Reporting Entity	Directly Controlled by (Name of Entity/Person)	Type of Control (Ownership, Board, Management, Attorney-in-Fact, Influence, Other)	If Control is Ownership Provide Percentage	Ultimate Controlling Entity(ies)/Person(s)	Is an SCA Filing Required? (Y/N)	*
..0836	Western-Southern Group00000	82-3668056	Flats Springhurst Inv Holdings, LLCKY.....N/A.....	W&S Real Estate Holdings LLC	Ownership.....	..98.000	WS Mutual Holding CoN.....

Asterisk	Explanation

ANNUAL STATEMENT FOR THE YEAR 2017 OF THE Integrity Life Insurance Company

SCHEDULE Y

PART 2 - SUMMARY OF INSURER'S TRANSACTIONS WITH ANY AFFILIATES

1	2	3	4	5	6	7	8	9	10	11	12	13
NAIC Company Code	ID Number	Names of Insurers and Parent, Subsidiaries or Affiliates	Shareholder Dividends	Capital Contributions	Purchases, Sales or Exchanges of Loans, Securities, Real Estate, Mortgage Loans or Other Investments	Income/ (Disbursements) Incurred in Connection with Guarantees or Undertakings for the Benefit of any Affiliate(s)	Management Agreements and Service Contracts	Income/ (Disbursements) Incurred Under Reinsurance Agreements	*	Any Other Material Activity Not in the Ordinary Course of the Insurer's Business	Totals	Reinsurance Recoverable/ (Payable) on Losses and/or Reserve Credit Taken/(Liability)
00000	31-1732405	Western & Southern Mutual Holding Company										
00000	31-1732404	Western & Southern Financial Group, Inc.		(87,100,000)			333,716				333,716	
65242	35-0457540	The Lafayette Life Insurance Company		30,000,000			9,055,035				(78,044,965)	
00000	35-2123483	LLIA, Inc.					(33,195,371)				(3,195,371)	1,124,107
70483	31-0487145	The Western & Southern Life Insurance Company	200,000,000	(30,000,000)			(210,183)				(210,183)	
92622	31-1000236	Western-Southern Life Assurance Company	(200,000,000)	(2,000,000)			362,889,457				532,889,457	517,076,681
99937	31-1191427	Columbus Life Insurance Company	5,718,806	30,000,000			(158,834,984)				(360,834,984)	
74780	86-0214103	Integrity Life Insurance Company	34,000,000				(28,622,868)				7,095,938	(532,943,250)
75264	16-0958252	National Integrity Life Insurance Company					(58,685,912)				(24,685,912)	14,742,462
00000	47-6046379	Touchstone Securities, Inc.	(34,000,000)									
00000	31-1328371	IFS Financial Services, Inc.					(34,020,213)				(68,020,213)	
00000	31-0846576	W&S Brokerage Services, Inc.		2,000,000			185,293				185,293	
00000	23-1691523	Cincinnati Analysts Incorporated	(5,718,806)				(2,478)				(2,478)	
00000	31-1394672	Touchstone Advisors, Inc.		36,100,000			(2,702,197)				(702,197)	
00000	43-2081325	Insurance Profitment Solutions, LLC					404,891				(5,313,915)	
00000	31-1018957	Eagle Realty Group, LLC					(19,138,958)				16,961,042	
00000	31-1301863	Fort Washington Investment Advisors, Inc.					(1,024,847)				(1,024,847)	
00000	31-1334221	W&S Financial Group Distributors, Inc.		21,000,000			(10,724,101)				(10,724,101)	
9999999	Control Totals		0	0	0	0	0	0	XXX	0	0	0

SUPPLEMENTAL EXHIBITS AND SCHEDULES INTERROGATORIES

The following supplemental reports are required to be filed as part of your statement filing unless specifically waived by the domiciliary state. However, in the event that your domiciliary state waives the filing requirement, your response of WAIVED to the specific interrogatory will be accepted in lieu of filing a "NONE" report and a bar code will be printed below. If the supplement is required of your company but is not being filed for whatever reason enter SEE EXPLANATION and provide an explanation following the interrogatory questions.

	Responses
MARCH FILING	
1. Will the Supplemental Compensation Exhibit be filed with the state of domicile by March 1?	YES
2. Will the confidential Risk-based Capital Report be filed with the NAIC by March 1?	YES
3. Will the confidential Risk-based Capital Report be filed with the state of domicile, if required, by March 1?	YES
4. Will an actuarial opinion be filed by March 1?	YES
APRIL FILING	
5. Will Management's Discussion and Analysis be filed by April 1?	YES
6. Will the Life, Health & Annuity Guaranty Association Model Act Assessment Base Reconciliation Exhibit be filed with the state of domicile and the NAIC by April 1?	YES
7. Will the Adjustment Form (if required) be filed with the state of domicile and the NAIC by April 1?	YES
8. Will the Supplemental Investment Risks Interrogatories be filed by April 1?	YES
JUNE FILING	
9. Will an audited financial report be filed by June 1?	YES
10. Will Accountant's Letter of Qualifications be filed with the state of domicile and electronically with the NAIC by June 1?	YES
AUGUST FILING	
11. Will the regulator-only (non-public) Communication of Internal Control Related Matters Noted in Audit be filed with the state of domicile and electronically with the NAIC (as a regulator-only non-public document) by August 1?	YES

The following supplemental reports are required to be filed as part of your annual statement filing. However, in the event that your company does not transact the type of business for which the special report must be filed, your response of NO to the specific interrogatory will be accepted in lieu of filing a "NONE" report and a bar code will be printed below. If the supplement is required of your company but is not being filed for whatever reason enter SEE EXPLANATION and provide an explanation following the interrogatory questions.

MARCH FILING	
12. Will Schedule SIS (Stockholder Information Supplement) be filed with the state of domicile by March 1?	NO
13. Will the Medicare Supplement Insurance Experience Exhibit be filed with the state of domicile and the NAIC by March 1?	NO
14. Will the Trusteed Surplus Statement be filed with the state of domicile and the NAIC by March 1?	NO
15. Will the actuarial opinion on participating and non-participating policies as required in Interrogatories 1 and 2 to Exhibit 5 be filed with the state of domicile and electronically with the NAIC by March 1?	NO
16. Will the actuarial opinion on non-guaranteed elements as required in interrogatory #3 to Exhibit 5 be filed with the state of domicile and electronically with the NAIC by March 1?	YES
17. Will the actuarial opinion on X-Factors be filed with the state of domicile and electronically with the NAIC by March 1?	NO
18. Will the actuarial opinion on Separate Accounts Funding Guaranteed Minimum Benefit be filed with the state of domicile and electronically with the NAIC by March 1?	NO
19. Will the actuarial opinion on Synthetic Guaranteed Investment Contracts be filed with the state of domicile and electronically with the NAIC by March 1?	NO
20. Will the Reasonableness of Assumptions Certification required by Actuarial Guideline XXXV be filed with the state of domicile and electronically with the NAIC by March 1?	NO
21. Will the Reasonableness and Consistency of Assumptions Certification required by Actuarial Guideline XXXV be filed with the state of domicile and electronically with the NAIC by March 1?	YES
22. Will the Reasonableness of Assumptions Certification for Implied Guaranteed Rate Method required by Actuarial Guideline XXXVI be filed with the state of domicile and electronically with the NAIC by March 1?	NO
23. Will the Reasonableness and Consistency of Assumptions Certification required by Actuarial Guideline XXXVI (Updated Average Market Value) be filed with the state of domicile and electronically with the NAIC by March 1?	NO
24. Will the Reasonableness and Consistency of Assumptions Certification required by Actuarial Guideline XXXVI (Updated Market Value) be filed with the state of domicile and electronically with the NAIC by March 1?	NO
25. Will the C-3 RBC Certifications required under C-3 Phase I be filed with the state of domicile and electronically with the NAIC by March 1?	YES
26. Will the C-3 RBC Certifications required under C-3 Phase II be filed with the state of domicile and electronically with the NAIC by March 1?	YES

ANNUAL STATEMENT FOR THE YEAR 2017 OF THE Integrity Life Insurance Company

SUPPLEMENTAL EXHIBITS AND SCHEDULES INTERROGATORIES

27.	Will the Actuarial Certifications Related to Annuity Nonforfeiture Ongoing Compliance for Equity Indexed Annuities be filed with the state of domicile and electronically with the NAIC by March 1?	NO
28.	Will the actuarial opinion required by the Modified Guaranteed Annuity Model Regulation be filed with the state of domicile and electronically with the NAIC by March 1?	YES
29.	Will the Actuarial Certifications Related to Hedging required by Actuarial Guideline XLIII be filed with the state of domicile and electronically with the NAIC by March 1?	NO
30.	Will the Financial Officer Certification Related to Clearly Defined Hedging Strategy required by Actuarial Guideline XLIII be filed with the state of domicile and electronically with the NAIC by March 1?	NO
31.	Will the Management Certification That the Valuation Reflects Management’s Intent required by Actuarial Guideline XLIII be filed with the state of domicile and electronically with the NAIC by March 1?	YES
32.	Will the Actuarial Certification Related to the Reserves required by Actuarial Guideline XLIII be filed with the state of domicile and electronically with the NAIC by March 1?	YES
33.	Will the Actuarial Certification regarding the use of 2001 Preferred Class Tables required by the Model Regulation Permitting the Recognition of Preferred Mortality Tables for Use in Determining Minimum Reserve Liabilities be filed with the state of domicile and electronically with the NAIC by March 1?	NO
34.	Will the Worker’s Compensation Carve-Out Supplement be filed by March 1?	NO
35.	Will Supplemental Schedule O be filed with the state of domicile and the NAIC by March 1?	NO
36.	Will the Medicare Part D Coverage Supplement be filed with the state of domicile and the NAIC by March 1?	NO
37.	Will an approval from the reporting entity’s state of domicile for relief related to the five-year rotation requirement for lead audit partner be filed electronically with the NAIC by March 1?	NO
38.	Will an approval from the reporting entity’s state of domicile for relief related to the one-year cooling off period for independent CPA be filed electronically with the NAIC by March 1?	NO
39.	Will an approval from the reporting entity’s state of domicile for relief related to the Requirements for Audit Committees be filed electronically with the NAIC by March 1?.....	NO
40.	Will the VM-20 Reserves Supplement be filed with the state of domicile and the NAIC by March 1?	YES








APRIL FILING

41.	Will the confidential Regulatory Asset Adequacy Issues Summary (RAAIS) required by the Valuation Manual be filed with the state of domicile by April 1?	YES
42.	Will the Long-Term Care Experience Reporting Forms be filed with the state of domicile and the NAIC by April 1?	NO
43.	Will the Interest-Sensitive Life Insurance Products Report Forms be filed with the state of domicile and the NAIC by April 1?	YES
44.	Will the Credit Insurance Experience Exhibit be filed with the state of domicile and the NAIC by April 1?	NO
45.	Will the Accident and Health Policy Experience Exhibit be filed by April 1?	NO
46.	Will the Analysis of Annuity Operations by Lines of Business be filed with the state of domicile and the NAIC by April 1?	YES
47.	Will the Analysis of Increase in Annuity Reserves During the Year be filed with the state of domicile and the NAIC by April 1?	YES
48.	Will the Supplemental Health Care Exhibit (Parts 1, 2 and 3) be filed with the state of domicile and the NAIC by April 1?	NO
49.	Will the regulator only (non-public) Supplemental Health Care Exhibit’s Expense Allocation Report be filed with the state of domicile and the NAIC by April 1?	NO
50.	Will the confidential Actuarial Memorandum required by Actuarial Guideline XXXVIII 8D be filed with the state of domicile by April 30?	NO
51.	Will the Supplemental Term and Universal Life Insurance Reinsurance Exhibit be filed with the state of domicile and the NAIC by April 1?	YES
52.	Will the Variable Annuities Supplement be filed with the state of domicile and the NAIC by April 1?	YES

AUGUST FILING

















53.	Will Management’s Report of Internal Control Over Financial Reporting be filed with the state of domicile by August 1?	YES
-----	--	-----

12.	Explanations:	
13.		
14.		
15.		
17.		
18.		
19.		
20.		
22.		
23.		
24.		
27.		
29.		
30.		
33.		
34.		
35.		
36.		
37.		
38.		
39.		
42.		
44.		
45.		
48.		
49.		
50.		

12.	Bar Codes: SIS Stockholder Information Supplement [Document Identifier 420]	
13.	Medicare Supplement Insurance Experience Exhibit [Document Identifier 360]	
14.	Trusted Surplus Statement [Document Identifier 490]	
15.	Participating Opinion for Exhibit 5 [Document Identifier 371]	
17.	Actuarial Opinion on X-Factors [Document Identifier 442]	
18.	Actuarial Opinion on Separate Accounts Funding Guaranteed Minimum Benefit [Document Identifier 443]	
19.	Actuarial Opinion on Synthetic Guaranteed Investment Contracts [Document Identifier 444]	

ANNUAL STATEMENT FOR THE YEAR 2017 OF THE Integrity Life Insurance Company

SUPPLEMENTAL EXHIBITS AND SCHEDULES INTERROGATORIES

20.	Reasonableness of Assumptions Certification required by Actuarial Guideline XXXV [Document Identifier 445]	 <div>747802017445000000</div>
22.	Reasonableness of Assumptions Certification for Implied Guaranteed Rate Method required by Actuarial Guideline XXXVI [Document Identifier 447]	 <div>747802017447000000</div>
23.	Reasonableness and Consistency of Assumptions Certification required by Actuarial Guideline XXXVI [Document Identifier 448]	 <div>747802017448000000</div>
24.	Reasonableness and Consistency of Assumptions Certification required by Actuarial Guideline XXXVI (Updated Market Value) [Document Identifier 449]	 <div>747802017449000000</div>
27.	Actuarial Certifications Related to Annuity Nonforfeiture Ongoing Compliance for Equity Indexed Annuities [Document Identifier 452]	 <div>747802017452000000</div>
29.	Actuarial Certifications Related to Hedging required by Actuarial Guideline XLIII [Document Identifier 436]	 <div>747802017436000000</div>
30.	Financial Officer Certification Related to Clearly Defined Hedging Strategy required by Actuarial Guideline XLIII [Document Identifier 437]	 <div>747802017437000000</div>
33.	Actuarial Certification regarding the use of 2001 Preferred Class Tables required by the Model Regulation Permitting the Recognition of Preferred Mortality Tables for Use in Determining Minimum Reserve Liabilities [Document Identifier 454]	 <div>747802017454000000</div>
34.	Workers' Compensation Carve-Out Supplement [Document Identifier 495]	 <div>747802017495000000</div>
35.	Supplemental Schedule O [Document Identifier 465]	 <div>747802017465000000</div>
36.	Medicare Part D Coverage Supplement [Document Identifier 365]	 <div>747802017465000000</div>
37.	Relief from the five-year rotation requirement for lead audit partner [Document Identifier 224]	 <div>747802017365000000</div>
38.	Relief from the one-year cooling off period for independent CPA [Document Identifier 225]	 <div>747802017224000000</div>
39.	Relief from the Requirements for Audit Committees [Document Identifier 226]	 <div>747802017225000000</div>
42.	Long-Term Care Experience Reporting Forms [Document Identifier 306]	 <div>747802017226000000</div>
44.	Credit Insurance Experience Exhibit [Document Identifier 230]	 <div>747802017306000000</div>
45.	Accident and Health Policy Experience Exhibit [Document Identifier 210]	 <div>747802017230000000</div>
48.	Supplemental Health Care Exhibit (Parts 1, 2 and 3) [Document Identifier 216]	 <div>747802017216000000</div>
49.	Supplemental Health Care Exhibit's Expense Allocation Report [Document Identifier 217]	 <div>747802017217000000</div>
50.	Actuarial Memorandum Required by Actuarial Guideline XXXVIII 8D [Document Identifier 435]	 <div>747802017435000000</div>

ANNUAL STATEMENT FOR THE YEAR 2017 OF THE Integrity Life Insurance Company

OVERFLOW PAGE FOR WRITE-INS

Additional Write-ins for Summary of Operations Line 27

		1	2
		Current Year	Prior Year
2704.	Reserve Adjustment	1,395	(72,625)
2705.	Miscellaneous Expense	39	2,767
2797.	Summary of remaining write-ins for Line 27 from overflow page	1,434	(69,858)

ANNUAL STATEMENT FOR THE YEAR 2017 OF THE Integrity Life Insurance Company

OVERFLOW PAGE FOR WRITE-INS

Additional Write-ins for Analysis of Operations Line 27

	1	2	Ordinary			6	Group		Accident and Health			12
			3	4	5		7	8	9	10	11	
	Total	Industrial Life	Life Insurance	Individual Annuities	Supplementary Contracts	Credit Life (Group and Individual)	Life Insurance (a)	Annuities	Group	Credit (Group and Individual)	Other	Aggregate of All Other Lines of Business
2704. Reserve Adjustment	1,395		1,395									
2705. Miscellaneous Expense	39			39								
2797. Summary of remaining write-ins for Line 27 from overflow page	1,434	0	1,395	39	0	0	0	0	0	0	0	0



SUPPLEMENT FOR THE YEAR 2017 OF THE Integrity Life Insurance Company

VM-20 RESERVES SUPPLEMENT – PART 1

Life Insurance Reserves Valued According to VM-20 by Product Type
For The Year Ended December 31, 2017
(To Be Filed by March 1)
(\$000 Omitted Except for Number of Policies)

NAIC Group Code

NAIC Company Code

	Prior Year	Current Year													
	1	2	3	SECTION A					SECTION B				SECTION C		
	Reported Reserve	Reported Reserve	Deferred Premium Asset	4 Net Premium Reserve	5 Deterministic Reserve	6 Stochastic Reserve	7 Number of Policies	8 Face Amount	9 Net Premium Reserve	10 Deterministic Reserve	11 Number of Policies	12 Face Amount	13 Net Premium Reserve	14 Number of Policies	15 Face Amount
1. Post-Reinsurance-Ceded Reserve															
1.1. Term Life Insurance							XXX	XXX			XXX	XXX	XXX	XXX	XXX
1.2. Universal Life With Secondary Guarantee ..							XXX	XXX			XXX	XXX		XXX	XXX
1.3. Non-Participating Whole Life							XXX	XXX			XXX	XXX		XXX	XXX
1.4. Participating Whole Life							XXX	XXX			XXX	XXX		XXX	XXX
1.5. Universal Life Without Secondary Guarantee							XXX	XXX			XXX	XXX		XXX	XXX
1.6. Variable Universal Life							XXX	XXX			XXX	XXX		XXX	XXX
1.7. Variable Life							XXX	XXX			XXX	XXX		XXX	XXX
1.8. Indexed Life							XXX	XXX			XXX	XXX		XXX	XXX
1.9. Aggregate Write-Ins for Other Products							XXX	XXX			XXX	XXX		XXX	XXX
2. Total Post-Reinsurance-Ceded Reserve (Sum of Lines 1.1 through 1.9)				XXX	XXX	XXX	XXX	XXX	XXX	XXX	XXX	XXX	XXX	XXX	XXX
3. Pre-Reinsurance-Ceded Reserve													XXX		
3.1. Term Life Insurance															
3.2. Universal Life With Secondary Guarantee ..															
3.3. Non-Participating Whole Life															
3.4. Participating Whole Life															
3.5. Universal Life Without Secondary Guarantee															
3.6. Variable Universal Life															
3.7. Variable Life															
3.8. Indexed Life															
3.9. Aggregate Write-Ins for Other Products															
4. Total Pre-Reinsurance-Ceded Reserve (Sum of Lines 3.1 through 3.9)				XXX	XXX	XXX	XXX	XXX	XXX	XXX	XXX	XXX	XXX	XXX	XXX
5. Total Reserves Ceded (Line 4 minus Line 2)			XXX	XXX	XXX	XXX	XXX	XXX	XXX	XXX	XXX	XXX	XXX	XXX	XXX
DETAILS OF WRITE-INS															
1.901.							XXX	XXX			XXX	XXX		XXX	XXX
1.902.							XXX	XXX			XXX	XXX		XXX	XXX
1.903.							XXX	XXX			XXX	XXX		XXX	XXX
1.998. Summary of remaining write-ins for Line 1.9 from overflow page							XXX	XXX			XXX	XXX		XXX	XXX
1.999. Totals (Lines 1.901 thru 1.903 plus 1.998) (Line 1.9 above)							XXX	XXX			XXX	XXX		XXX	XXX
3.901.															
3.902.															
3.903.															
3.998. Summary of remaining write-ins for Line 3.9 from overflow page															
3.999. Totals (Lines 3.901 thru 3.903 plus 3.998) (Line 3.9 above)															

SUPPLEMENT FOR THE YEAR 2017 OF THE Integrity Life Insurance Company

VM-20 RESERVES SUPPLEMENT – PART 2

Reserves for Policies Not Based on VM-20 as a Result of the Three-Year Transition Period

For The Year Ended December 31, 2017

(To Be Filed by March 1)

(\$000 Omitted Except for Number of Policies)

Three-Year Transition Period						
	Prior Year		Current Year			
	1	2	3	4	5	6
	Gross Reserve	Net Reserve	Gross Reserve	Net Reserve	Number of Policies	Face Amount
1. Life Insurance Reserves						
1.1. Term Life						
1.2. Universal Life With Secondary Guarantee						
1.3. Non-Participating Whole Life						
1.4. Participating Whole Life						
1.5. Universal Life Without Secondary Guarantee						
1.6. Variable Universal Life						
1.7. Variable Life						
1.8. Indexed Life						
1.9. Aggregate Write-Ins for Other Products						
2. Total Post-Reinsurance-Ceded Reserve (Sum of Lines 1.1 through 1.9)						
DETAILS OF WRITE-INS						
1.901.						
1.902.						
1.903.						
1.998. Summary of remaining write-ins for Line 1.9 from overflow page						
1.999. Totals (Lines 1.901 thru 1.903 plus 1.998) (Line 1.9 above)						

VM-20 RESERVES SUPPLEMENT – PART 3

Companywide Exemption

For The Year Ended December 31, 2017

(To Be Filed by March 1)

(\$000 Omitted Except for Number of Policies)

Companywide Exemption as defined in the NAIC adopted Valuation Manual (VM)	
1. Has the company filed and been granted a companywide exemption from the reserve requirements of VM-20 of the Valuation Manual by their state of domicile?	Yes [] No [X]
2. If the response to Question 1 is "Yes", then check the source of the granted "companywide exemption" definition? (Check either 2.1, 2.2 or 2.3)	
2.1 NAIC Adopted VM []	
2.2 State Statute (SVL) [] Complete items "a" and "b" as appropriate.	
a. Is the criteria in the State Statute (SVL) different from the NAIC adopted VM?	Yes [] No []
b. If the answer to "a" above is "Yes", provide the criteria the state has used to grant the companywide exemption (e.g., Group/Legal Entity criteria) and the minimum reserve requirements that are required by the state of domicile (if the minimum reserve requirements are the same as the Adopted VM, write SAME AS NAIC VM):	
.....	
2.3 State Regulation [] Complete items "a" and "b" as appropriate.	
a. Is the criteria in the State Regulation different from the NAIC adopted VM?	Yes [] No []
b. If the answer to "a" above is "Yes", provide the criteria the state has used to grant the companywide exemption (e.g., Group/Legal Entity criteria) and the minimum reserve requirements that are required by the state of domicile (if the minimum reserve requirements are the same as the Adopted VM, write SAME AS NAIC VM):	
.....	

ALPHABETICAL INDEX

ANNUAL STATEMENT BLANK

Analysis of Increase in Reserves During The Year	7
Analysis of Operations By Lines of Business	6
Asset Valuation Reserve Default Component	30
Asset Valuation Reserve Equity	32
Asset Valuation Reserve Replications (Synthetic) Assets	35
Asset Valuation Reserve	29
Assets	2
Cash Flow	5
Exhibit 1 - Part 1 - Premiums and Annuity Considerations for Life and Accident and Health Contracts	9
Exhibit 1 - Part 2 - Dividends and Coupons Applied, Reinsurance Commissions and Expense	10
Exhibit 2 - General Expenses	11
Exhibit 3 - Taxes, Licenses and Fees (Excluding Federal Income Taxes)	11
Exhibit 4 - Dividends or Refunds	11
Exhibit 5 - Aggregate Reserve for Life Contracts	12
Exhibit 5 - Interrogatories	13
Exhibit 5A - Changes in Bases of Valuation During The Year	13
Exhibit 6 - Aggregate Reserves for Accident and Health Contracts	14
Exhibit 7 - Deposit-Type Contracts	15
Exhibit 8 - Claims for Life and Accident and Health Contracts - Part 1	16
Exhibit 8 - Claims for Life and Accident and Health Contracts - Part 2	17
Exhibit of Capital Gains (Losses)	8
Exhibit of Life Insurance	25
Exhibit of Net Investment Income	8
Exhibit of Nonadmitted Assets	18
Exhibit of Number of Policies, Contracts, Certificates, Income Payable and Account Values	27
Five-Year Historical Data	22
Form for Calculating the Interest Maintenance Reserve (IMR)	28
General Interrogatories	20
Jurat Page	1
Liabilities, Surplus and Other Funds	3
Life Insurance (State Page)	24
Notes To Financial Statements	19
Overflow Page For Write-ins	55
Schedule A - Part 1	E01
Schedule A - Part 2	E02
Schedule A - Part 3	E03
Schedule A - Verification Between Years	SI02
Schedule B - Part 1	E04
Schedule B - Part 2	E05
Schedule B - Part 3	E06
Schedule B - Verification Between Years	SI02
Schedule BA - Part 1	E07
Schedule BA - Part 2	E08
Schedule BA - Part 3	E09
Schedule BA - Verification Between Years	SI03
Schedule D - Part 1	E10
Schedule D - Part 1A - Section 1	SI05
Schedule D - Part 1A - Section 2	SI08
Schedule D - Part 2 - Section 1	E11
Schedule D - Part 2 - Section 2	E12
Schedule D - Part 3	E13
Schedule D - Part 4	E14
Schedule D - Part 5	E15
Schedule D - Part 6 - Section 1	E16
Schedule D - Part 6 - Section 2	E16
Schedule D - Summary By Country	SI04
Schedule D - Verification Between Years	SI03
Schedule DA - Part 1	E17
Schedule DA - Verification Between Years	SI10

ANNUAL STATEMENT BLANK (Continued)

Schedule DB - Part A - Section 1	E18
Schedule DB - Part A - Section 2	E19
Schedule DB - Part A - Verification Between Years	SI11
Schedule DB - Part B - Section 1	E20
Schedule DB - Part B - Section 2	E21
Schedule DB - Part B - Verification Between Years	SI11
Schedule DB - Part C - Section 1	SI12
Schedule DB - Part C - Section 2	SI13
Schedule DB - Part D - Section 1	E22
Schedule DB - Part D - Section 2	E23
Schedule DB - Verification	SI14
Schedule DL - Part 1	E24
Schedule DL - Part 2	E25
Schedule E - Part 1 - Cash	E26
Schedule E - Part 2 - Cash Equivalents	E27
Schedule E - Part 3 - Special Deposits	E28
Schedule E - Verification Between Years	SI15
Schedule F	36
Schedule H - Accident and Health Exhibit - Part 1	37
Schedule H - Part 2, Part 3 and Part 4	38
Schedule H - Part 5 - Health Claims	39
Schedule S - Part 1 - Section 1	40
Schedule S - Part 1 - Section 2	41
Schedule S - Part 2	42
Schedule S - Part 3 - Section 1	43
Schedule S - Part 3 - Section 2	44
Schedule S - Part 4	45
Schedule S - Part 5	46
Schedule S - Part 6	47
Schedule S - Part 7	48
Schedule T - Part 2 Interstate Compact	50
Schedule T - Premiums and Annuity Considerations	49
Schedule Y - Information Concerning Activities of Insurer Members of a Holding Company Group	51
Schedule Y - Part 1A - Detail of Insurance Holding Company System	52
Schedule Y - Part 2 - Summary of Insurer's Transactions With Any Affiliates	53
Summary Investment Schedule	SI01
Summary of Operations	4
Supplemental Exhibits and Schedules Interrogatories	54