



ANNUAL STATEMENT

For the Year Ended December 31, 2017  
of the Condition and Affairs of the

HARLEYSVILLE LIFE INSURANCE COMPANY

NAIC Group Code..... 0140, 0140 (Current Period) (Prior Period) NAIC Company Code..... 64327 Employer's ID Number..... 23-1580983  
Organized under the Laws of OH State of Domicile or Port of Entry OH Country of Domicile US  
Incorporated/Organized..... November 29, 1960 Commenced Business..... June 12, 1961  
Statutory Home Office ONE WEST NATIONWIDE BLVD..... COLUMBUS ..... OH ..... US ..... 43215-2220  
(Street and Number) (City or Town, State, Country and Zip Code)  
Main Administrative Office 355 MAPLE AVENUE..... HARLEYSVILLE ..... PA ..... US..... 19438-2297 215-256-5000  
(Street and Number) (City or Town, State, Country and Zip Code) (Area Code) (Telephone Number)  
Mail Address ONE WEST NATIONWIDE BLVD., 1-04-701..... COLUMBUS ..... OH .... US .... 43215-2220  
(Street and Number or P. O. Box) (City or Town, State, Country and Zip Code)  
Primary Location of Books and Records ONE WEST NATIONWIDE BLVD., 1-04-701..... COLUMBUS .... OH ..... US .... 43215-2220 614-249-1545  
(Street and Number) (City or Town, State, Country and Zip Code) (Area Code) (Telephone Number)  
Internet Web Site Address WWW.HARLEYSVILLEGROUP.COM  
Statutory Statement Contact RONALD S. PORTER 614-249-1545  
(Name) (Area Code) (Telephone Number) (Extension)  
STATACCT@NATIONWIDE.COM 877-669-5908  
(E-Mail Address) (Fax Number)

OFFICERS

Name	Title	Name	Title
1. ERIC SHAWN HENDERSON	PRESIDENT	2. ROBERT WILLIAM HORNER III	VP & SECRETARY
3. HOLLY RENEE SNYDER	VP & TREASURER		

OTHER

PAMELA ANN BIESECKER	SVP-HEAD OF TAXATION	MICHAEL ALOYSIUS BOYD	SVP-ENTERPRISE BRAND MARKT
PETER ANTHONY GOLATO	SVP-NW FIN NETWORK	HARRY HANSEN HALLOWELL	SVP-CIO

DIRECTORS OR TRUSTEES

MARK ALLEN BERVEN	JOHN LAUGHLIN CARTER	TIMOTHY GERARD FROMMEYER	PETER ANTHONY GOLATO
ERIC SHAWN HENDERSON	STEVEN CHARLES POWER	APRIL LEE VANDERVORT	KIRT ALAN WALKER

State of..... OHIO  
County of..... FRANKLIN


The officers of this reporting entity being duly sworn, each depose and say that they are the described officers of said reporting entity, and that on the reporting period stated above, all of the herein described assets were the absolute property of the said reporting entity, free and clear from any liens or claims thereon, except as herein stated, and that this statement, together with related exhibits, schedules and explanations therein contained, annexed or referred to, is a full and true statement of all the assets and liabilities and of the condition and affairs of the said reporting entity as of the reporting period stated above, and of its income and deductions therefrom for the period ended, and have been completed in accordance with the NAIC Annual Statement Instructions and Accounting Practices and Procedures manual except to the extent that: (1) state law may differ; or, (2) that state rules or regulations require differences in reporting not related to accounting practices and procedures, according to the best of their information, knowledge and belief, respectively. Furthermore, the scope of this attestation by the described officers also includes the related corresponding electronic filing with the NAIC, when required, that is an exact copy (except for formatting differences due to electronic filing) of the enclosed statement. The electronic filing may be requested by various regulators in lieu of or in addition to the enclosed statement.

(Signature)	(Signature)	(Signature)
ERIC SHAWN HENDERSON	ROBERT WILLIAM HORNER III	HOLLY RENEE SNYDER
1. (Printed Name)	2. (Printed Name)	3. (Printed Name)
PRESIDENT	VP & SECRETARY	VP & TREASURER
(Title)	(Title)	(Title)

Subscribed and sworn to before me This 1 day of February 2018

Norma J. Perkins

a. Is this an original filing? Yes [X] No [ ]  
b. If no 1. State the amendment number  
2. Date filed  
3. Number of pages attached



Norma J. Perkins  
Notary Public, State of Ohio  
My Commission Expires  
April 22, 2020

HARLEYSVILLE LIFE INSURANCE COMPANY



DIRECT BUSINESS IN Other Alien # 1 DURING THE YEAR  
NAIC Group Code....0140 NAIC Company Code....64327

LIFE INSURANCE

	1	2	3	4	5
	Ordinary	Credit Life (Group and Individual)	Group	Industrial	Total
DIRECT PREMIUMS AND ANNUITY CONSIDERATIONS					
1. Life insurance.....	8,074				8,074
2. Annuity considerations.....					0
3. Deposit-type contract funds.....		XXX		XXX	0
4. Other considerations.....					0
5. Totals (Sum of Lines 1 to 4).....	8,074	0	0	0	8,074
DIRECT DIVIDENDS TO POLICYHOLDERS					
Life insurance:					
6.1 Paid in cash or left on deposit.....					0
6.2 Applied to pay renewal premiums.....					0
6.3 Applied to provide paid-up additions or shorten the endowment or premium-paying period.....					0
6.4 Other.....					0
6.5 Totals (Sum of Lines 6.1 to 6.4).....	0	0	0	0	0
Annuities:					
7.1 Paid in cash or left on deposit.....					0
7.2 Applied to provide paid-up annuities.....					0
7.3 Other.....					0
7.4 Totals (Sum of Lines 7.1 to 7.3).....	0	0	0	0	0
8. Grand Totals (Lines 6.5 + 7.4).....	0	0	0	0	0
DIRECT CLAIMS AND BENEFITS PAID					
9. Death benefits.....					0
10. Matured endowments.....					0
11. Annuity benefits.....					0
12. Surrender values and withdrawals for life contracts.....					0
13. Aggregate write-ins for miscellaneous direct claims and benefits paid.....	0	0	0	0	0
14. All other benefits, except accident and health.....					0
15. Totals.....	0	0	0	0	0

DETAILS OF WRITE-INS					
1301. ....					0
1302. ....					0
1303. ....					0
1398. Summary of remaining write-ins for Line 13 from overflow page.....	0	0	0	0	0
1399. Total (Lines 1301 through 1303 plus 1398)(Line 13 above).....	0	0	0	0	0

	Ordinary		Credit Life (Group and Individual)		Group		Industrial		Total	
	1	2	3	4	5	6	7	8	9	10
	No.	Amount	No. of Ind. Pols. & Gr. Certifs.	Amount	No. of Certifs.	Amount	No.	Amount	No.	Amount
DIRECT DEATH BENEFITS AND MATURED ENDOWMENTS INCURRED										
16. Unpaid December 31, prior year.....									0	0
17. Incurred during current year.....									0	0
Settled during current year:										
18.1 By payment in full.....									0	0
18.2 By payment on compromised claims.....									0	0
18.3 Totals paid.....	0	0	0	0	0	0	0	0	0	0
18.4 Reduction by compromise.....									0	0
18.5 Amount rejected.....									0	0
18.6 Total settlements.....	0	0	0	0	0	0	0	0	0	0
19. Unpaid Dec. 31, current year (Lines 16 + 17 - 18.6).....	0	0	0	0	0	0	0	0	0	0
POLICY EXHIBIT					No. of Pol.					
20. In force December 31, prior year.....				(a).....					0	0
21. Issued during year.....									0	0
22. Other changes to in force (Net).....									0	0
23. In force December 31 of current year.....	0	0	0	(a).....0	0	0	0	0	0	0

(a) Includes Individual Credit Life Insurance, prior year \$.....0 current year \$.....0.  
Includes Group Credit Life Insurance Loans less than or equal to 60 months at issue, prior year \$.....0 current year \$.....0.  
Loans greater than 60 months at issue BUT NOT GREATER THAN 120 MONTHS, prior year \$.....0 current year \$.....0.

ACCIDENT AND HEALTH INSURANCE

	1	2	3	4	5
	Direct Premiums	Direct Premiums Earned	Dividends Paid Or Credited on Direct Business	Direct Losses Paid	Direct Losses Incurred
24. Group policies (b).....					
24.1 Federal Employee Health Benefits Plan premium (b).....					
24.2 Credit (group and individual).....					
24.3 Collectively renewable policies (b).....					
24.4 Medicare Title XVIII exempt from state taxes or fees.....					
Other Individual Policies:					
25.1 Non-cancelable (b).....					
25.2 Guaranteed renewable (b).....					
25.3 Non-renewable for stated reasons only (b).....					
25.4 Other accident only.....					
25.5 All other (b).....					
25.6 Totals (Sum of Lines 25.1 to 25.5).....	0	0	0	0	0
26. Totals (Lines 24 + 24.1 + 24.2 + 24.3 + 24.4 + 25.6).....	0	0	0	0	0

(b) For health business on indicated lines report: Number of persons insured under PPO managed products.....0 and number of persons insured under indemnity only products.....0.

HARLEYSVILLE LIFE INSURANCE COMPANY



DIRECT BUSINESS IN Other Alien # 2 DURING THE YEAR  
NAIC Group Code....0140 NAIC Company Code....64327

LIFE INSURANCE

	1	2	3	4	5
	Ordinary	Credit Life (Group and Individual)	Group	Industrial	Total
DIRECT PREMIUMS AND ANNUITY CONSIDERATIONS					
1. Life insurance.....					0
2. Annuity considerations.....					0
3. Deposit-type contract funds.....		XXX		XXX	0
4. Other considerations.....					0
5. Totals (Sum of Lines 1 to 4).....	0	0	0	0	0
DIRECT DIVIDENDS TO POLICYHOLDERS					
Life insurance:					
6.1 Paid in cash or left on deposit.....					0
6.2 Applied to pay renewal premiums.....					0
6.3 Applied to provide paid-up additions or shorten the endowment or premium-paying period.....					0
6.4 Other.....					0
6.5 Totals (Sum of Lines 6.1 to 6.4).....	0	0	0	0	0
Annuities:					
7.1 Paid in cash or left on deposit.....					0
7.2 Applied to provide paid-up annuities.....					0
7.3 Other.....					0
7.4 Totals (Sum of Lines 7.1 to 7.3).....	0	0	0	0	0
8. Grand Totals (Lines 6.5 + 7.4).....	0	0	0	0	0
DIRECT CLAIMS AND BENEFITS PAID					
9. Death benefits.....					0
10. Matured endowments.....					0
11. Annuity benefits.....					0
12. Surrender values and withdrawals for life contracts.....					0
13. Aggregate write-ins for miscellaneous direct claims and benefits paid.....	0	0	0	0	0
14. All other benefits, except accident and health.....					0
15. Totals.....	0	0	0	0	0

NONE

DETAILS OF WRITE-INS					
1301. ....					0
1302. ....					0
1303. ....					0
1398. Summary of remaining write-ins for Line 13 from overflow page.....	0	0	0	0	0
1399. Total (Lines 1301 through 1303 plus 1398)(Line 13 above).....	0	0	0	0	0

	Ordinary		Credit Life (Group and Individual)		Group		Industrial		Total	
	1	2	3	4	5	6	7	8	9	10
	No.	Amount	No. of Ind. Pols. & Gr. Certifs.	Amount	No. of Certifs.	Amount	No.	Amount	No.	Amount
DIRECT DEATH BENEFITS AND MATURED ENDOWMENTS INCURRED										
16. Unpaid December 31, prior year.....									0	0
17. Incurred during current year.....									0	0
Settled during current year:										
18.1 By payment in full.....									0	0
18.2 By payment on compromised claims.....									0	0
18.3 Totals paid.....	0	0		0	0	0	0	0	0	0
18.4 Reduction by compromise.....									0	0
18.5 Amount rejected.....									0	0
18.6 Total settlements.....	0	0	0	0	0	0	0	0	0	0
19. Unpaid Dec. 31, current year (Lines 16 + 17 - 18.6).....	0	0	0	0	0	0	0	0	0	0
POLICY EXHIBIT					No. of Pol.					
20. In force December 31, prior year.....				(a).....					0	0
21. Issued during year.....									0	0
22. Other changes to in force (Net).....									0	0
23. In force December 31 of current year.....	0	0	0	(a).....0	0	0	0	0	0	0

NONE

(a) Includes Individual Credit Life Insurance, prior year \$.....0 current year \$.....0.  
Includes Group Credit Life Insurance Loans less than or equal to 60 months at issue, prior year \$.....0 current year \$.....0.  
Loans greater than 60 months at issue BUT NOT GREATER THAN 120 MONTHS, prior year \$.....0 current year \$.....0.

ACCIDENT AND HEALTH INSURANCE

	1	2	3	4	5
	Direct Premiums	Direct Premiums Earned	Dividends Paid Or Credited on Direct Business	Direct Losses Paid	Direct Losses Incurred
24. Group policies (b).....					
24.1 Federal Employee Health Benefits Plan premium (b).....					
24.2 Credit (group and individual).....					
24.3 Collectively renewable policies (b).....					
24.4 Medicare Title XVIII exempt from state taxes or fees.....					
Other Individual Policies:					
25.1 Non-cancelable (b).....					
25.2 Guaranteed renewable (b).....					
25.3 Non-renewable for stated reasons only (b).....					
25.4 Other accident only.....					
25.5 All other (b).....					
25.6 Totals (Sum of Lines 25.1 to 25.5).....	0	0	0	0	0
26. Totals (Lines 24 + 24.1 + 24.2 + 24.3 + 24.4 + 25.6).....	0	0	0	0	0

NONE

(b) For health business on indicated lines report: Number of persons insured under PPO managed products.....0 and number of persons insured under indemnity only products.....0.

HARLEYSVILLE LIFE INSURANCE COMPANY



DIRECT BUSINESS IN Other Alien # 3 DURING THE YEAR  
NAIC Group Code....0140 NAIC Company Code....64327

LIFE INSURANCE

	1	2	3	4	5
	Ordinary	Credit Life (Group and Individual)	Group	Industrial	Total
DIRECT PREMIUMS AND ANNUITY CONSIDERATIONS					
1. Life insurance.....					0
2. Annuity considerations.....					0
3. Deposit-type contract funds.....		XXX		XXX	0
4. Other considerations.....					0
5. Totals (Sum of Lines 1 to 4).....	0	0	0	0	0
DIRECT DIVIDENDS TO POLICYHOLDERS					
Life insurance:					
6.1 Paid in cash or left on deposit.....					0
6.2 Applied to pay renewal premiums.....					0
6.3 Applied to provide paid-up additions or shorten the endowment or premium-paying period.....					0
6.4 Other.....					0
6.5 Totals (Sum of Lines 6.1 to 6.4).....	0	0	0	0	0
Annuities:					
7.1 Paid in cash or left on deposit.....					0
7.2 Applied to provide paid-up annuities.....					0
7.3 Other.....					0
7.4 Totals (Sum of Lines 7.1 to 7.3).....	0	0	0	0	0
8. Grand Totals (Lines 6.5 + 7.4).....	0	0	0	0	0
DIRECT CLAIMS AND BENEFITS PAID					
9. Death benefits.....					0
10. Matured endowments.....					0
11. Annuity benefits.....					0
12. Surrender values and withdrawals for life contracts.....					0
13. Aggregate write-ins for miscellaneous direct claims and benefits paid.....	0	0	0	0	0
14. All other benefits, except accident and health.....					0
15. Totals.....	0	0	0	0	0

NONE

DETAILS OF WRITE-INS					
1301. ....					0
1302. ....					0
1303. ....					0
1398. Summary of remaining write-ins for Line 13 from overflow page.....	0	0	0	0	0
1399. Total (Lines 1301 through 1303 plus 1398)(Line 13 above).....	0	0	0	0	0

	Ordinary		Credit Life (Group and Individual)		Group		Industrial		Total	
	1	2	3	4	5	6	7	8	9	10
	No.	Amount	No. of Ind. Pols. & Gr. Certifs.	Amount	No. of Certifs.	Amount	No.	Amount	No.	Amount
DIRECT DEATH BENEFITS AND MATURED ENDOWMENTS INCURRED										
16. Unpaid December 31, prior year.....									0	0
17. Incurred during current year.....									0	0
Settled during current year:										
18.1 By payment in full.....									0	0
18.2 By payment on compromised claims.....									0	0
18.3 Totals paid.....	0	0	0	0	0	0	0	0	0	0
18.4 Reduction by compromise.....									0	0
18.5 Amount rejected.....									0	0
18.6 Total settlements.....	0	0	0	0	0	0	0	0	0	0
19. Unpaid Dec. 31, current year (Lines 16 + 17 - 18.6).....	0	0	0	0	0	0	0	0	0	0
POLICY EXHIBIT					No. of Pol.					
20. In force December 31, prior year.....				(a).....					0	0
21. Issued during year.....									0	0
22. Other changes to in force (Net).....									0	0
23. In force December 31 of current year.....	0	0	0	(a).....	0	0	0	0	0	0

NONE

(a) Includes Individual Credit Life Insurance, prior year \$.....0 current year \$.....0.  
Includes Group Credit Life Insurance Loans less than or equal to 60 months at issue, prior year \$.....0 current year \$.....0.  
Loans greater than 60 months at issue BUT NOT GREATER THAN 120 MONTHS, prior year \$.....0 current year \$.....0.

ACCIDENT AND HEALTH INSURANCE

	1	2	3	4	5
	Direct Premiums	Direct Premiums Earned	Dividends Paid Or Credited on Direct Business	Direct Losses Paid	Direct Losses Incurred
24. Group policies (b).....					
24.1 Federal Employee Health Benefits Plan premium (b).....					
24.2 Credit (group and individual).....					
24.3 Collectively renewable policies (b).....					
24.4 Medicare Title XVIII exempt from state taxes or fees.....					
Other Individual Policies:					
25.1 Non-cancelable (b).....					
25.2 Guaranteed renewable (b).....					
25.3 Non-renewable for stated reasons only (b).....					
25.4 Other accident only.....					
25.5 All other (b).....					
25.6 Totals (Sum of Lines 25.1 to 25.5).....	0	0	0	0	0
26. Totals (Lines 24 + 24.1 + 24.2 + 24.3 + 24.4 + 25.6).....	0	0	0	0	0

NONE

(b) For health business on indicated lines report: Number of persons insured under PPO managed products.....0 and number of persons insured under indemnity only products.....0.

HARLEYSVILLE LIFE INSURANCE COMPANY



DIRECT BUSINESS IN Other Alien # 4 DURING THE YEAR  
NAIC Group Code....0140 NAIC Company Code....64327

LIFE INSURANCE

	1	2	3	4	5
	Ordinary	Credit Life (Group and Individual)	Group	Industrial	Total
DIRECT PREMIUMS AND ANNUITY CONSIDERATIONS					
1. Life insurance.....					0
2. Annuity considerations.....					0
3. Deposit-type contract funds.....		XXX		XXX	0
4. Other considerations.....					0
5. Totals (Sum of Lines 1 to 4).....	0	0	0	0	0
DIRECT DIVIDENDS TO POLICYHOLDERS					
Life insurance:					
6.1 Paid in cash or left on deposit.....					0
6.2 Applied to pay renewal premiums.....					0
6.3 Applied to provide paid-up additions or shorten the endowment or premium-paying period.....					0
6.4 Other.....					0
6.5 Totals (Sum of Lines 6.1 to 6.4).....	0	0	0	0	0
Annuities:					
7.1 Paid in cash or left on deposit.....					0
7.2 Applied to provide paid-up annuities.....					0
7.3 Other.....					0
7.4 Totals (Sum of Lines 7.1 to 7.3).....	0	0	0	0	0
8. Grand Totals (Lines 6.5 + 7.4).....	0	0	0	0	0
DIRECT CLAIMS AND BENEFITS PAID					
9. Death benefits.....					0
10. Matured endowments.....					0
11. Annuity benefits.....					0
12. Surrender values and withdrawals for life contracts.....					0
13. Aggregate write-ins for miscellaneous direct claims and benefits paid.....	0	0	0	0	0
14. All other benefits, except accident and health.....					0
15. Totals.....	0	0	0	0	0

NONE

DETAILS OF WRITE-INS					
1301. ....					0
1302. ....					0
1303. ....					0
1398. Summary of remaining write-ins for Line 13 from overflow page.....	0	0	0	0	0
1399. Total (Lines 1301 through 1303 plus 1398)(Line 13 above).....	0	0	0	0	0

	Ordinary		Credit Life (Group and Individual)		Group		Industrial		Total	
	1	2	3	4	5	6	7	8	9	10
	No.	Amount	No. of Ind. Pols. & Gr. Certifs.	Amount	No. of Certifs.	Amount	No.	Amount	No.	Amount
DIRECT DEATH BENEFITS AND MATURED ENDOWMENTS INCURRED										
16. Unpaid December 31, prior year.....									0	0
17. Incurred during current year.....									0	0
Settled during current year:										
18.1 By payment in full.....									0	0
18.2 By payment on compromised claims.....									0	0
18.3 Totals paid.....	0	0	0	0	0	0	0	0	0	0
18.4 Reduction by compromise.....									0	0
18.5 Amount rejected.....									0	0
18.6 Total settlements.....	0	0	0	0	0	0	0	0	0	0
19. Unpaid Dec. 31, current year (Lines 16 + 17 - 18.6).....	0	0	0	0	0	0	0	0	0	0
POLICY EXHIBIT					No. of Pol.					
20. In force December 31, prior year.....				(a).....					0	0
21. Issued during year.....									0	0
22. Other changes to in force (Net).....									0	0
23. In force December 31 of current year.....	0	0	0	(a).....0	0	0	0	0	0	0

NONE

(a) Includes Individual Credit Life Insurance, prior year \$.....0 current year \$.....0.  
Includes Group Credit Life Insurance Loans less than or equal to 60 months at issue, prior year \$.....0 current year \$.....0.  
Loans greater than 60 months at issue BUT NOT GREATER THAN 120 MONTHS, prior year \$.....0 current year \$.....0.

ACCIDENT AND HEALTH INSURANCE

	1	2	3	4	5
	Direct Premiums	Direct Premiums Earned	Dividends Paid Or Credited on Direct Business	Direct Losses Paid	Direct Losses Incurred
24. Group policies (b).....					
24.1 Federal Employee Health Benefits Plan premium (b).....					
24.2 Credit (group and individual).....					
24.3 Collectively renewable policies (b).....					
24.4 Medicare Title XVIII exempt from state taxes or fees.....					
Other Individual Policies:					
25.1 Non-cancelable (b).....					
25.2 Guaranteed renewable (b).....					
25.3 Non-renewable for stated reasons only (b).....					
25.4 Other accident only.....					
25.5 All other (b).....					
25.6 Totals (Sum of Lines 25.1 to 25.5).....	0	0	0	0	0
26. Totals (Lines 24 + 24.1 + 24.2 + 24.3 + 24.4 + 25.6).....	0	0	0	0	0

NONE

(b) For health business on indicated lines report: Number of persons insured under PPO managed products.....0 and number of persons insured under indemnity only products.....0.

HARLEYSVILLE LIFE INSURANCE COMPANY



DIRECT BUSINESS IN Other Alien # 5 DURING THE YEAR  
NAIC Group Code....0140 NAIC Company Code....64327

LIFE INSURANCE

	1	2	3	4	5
	Ordinary	Credit Life (Group and Individual)	Group	Industrial	Total
DIRECT PREMIUMS AND ANNUITY CONSIDERATIONS					
1. Life insurance.....					0
2. Annuity considerations.....					0
3. Deposit-type contract funds.....		XXX		XXX	0
4. Other considerations.....					0
5. Totals (Sum of Lines 1 to 4).....	0	0	0	0	0
DIRECT DIVIDENDS TO POLICYHOLDERS					
Life insurance:					
6.1 Paid in cash or left on deposit.....					0
6.2 Applied to pay renewal premiums.....					0
6.3 Applied to provide paid-up additions or shorten the endowment or premium-paying period.....					0
6.4 Other.....					0
6.5 Totals (Sum of Lines 6.1 to 6.4).....	0	0	0	0	0
Annuities:					
7.1 Paid in cash or left on deposit.....					0
7.2 Applied to provide paid-up annuities.....					0
7.3 Other.....					0
7.4 Totals (Sum of Lines 7.1 to 7.3).....	0	0	0	0	0
8. Grand Totals (Lines 6.5 + 7.4).....	0	0	0	0	0
DIRECT CLAIMS AND BENEFITS PAID					
9. Death benefits.....					0
10. Matured endowments.....					0
11. Annuity benefits.....					0
12. Surrender values and withdrawals for life contracts.....					0
13. Aggregate write-ins for miscellaneous direct claims and benefits paid.....	0	0	0	0	0
14. All other benefits, except accident and health.....					0
15. Totals.....	0	0	0	0	0

NONE

DETAILS OF WRITE-INS					
1301. ....					0
1302. ....					0
1303. ....					0
1398. Summary of remaining write-ins for Line 13 from overflow page.....	0	0	0	0	0
1399. Total (Lines 1301 through 1303 plus 1398)(Line 13 above).....	0	0	0	0	0

	Ordinary		Credit Life (Group and Individual)		Group		Industrial		Total	
	1	2	3	4	5	6	7	8	9	10
	No.	Amount	No. of Ind. Pols. & Gr. Certifs.	Amount	No. of Certifs.	Amount	No.	Amount	No.	Amount
DIRECT DEATH BENEFITS AND MATURED ENDOWMENTS INCURRED										
16. Unpaid December 31, prior year.....									0	0
17. Incurred during current year.....									0	0
Settled during current year:										
18.1 By payment in full.....									0	0
18.2 By payment on compromised claims.....									0	0
18.3 Totals paid.....	0	0		0	0	0	0	0	0	0
18.4 Reduction by compromise.....									0	0
18.5 Amount rejected.....									0	0
18.6 Total settlements.....	0	0	0	0	0	0	0	0	0	0
19. Unpaid Dec. 31, current year (Lines 16 + 17 - 18.6).....	0	0	0	0	0	0	0	0	0	0
POLICY EXHIBIT					No. of Pol.					
20. In force December 31, prior year.....				(a).....					0	0
21. Issued during year.....									0	0
22. Other changes to in force (Net).....									0	0
23. In force December 31 of current year.....	0	0	0	(a).....0	0	0	0	0	0	0

NONE

(a) Includes Individual Credit Life Insurance, prior year \$.....0 current year \$.....0.  
Includes Group Credit Life Insurance Loans less than or equal to 60 months at issue, prior year \$.....0 current year \$.....0.  
Loans greater than 60 months at issue BUT NOT GREATER THAN 120 MONTHS, prior year \$.....0 current year \$.....0.

ACCIDENT AND HEALTH INSURANCE

	1	2	3	4	5
	Direct Premiums	Direct Premiums Earned	Dividends Paid Or Credited on Direct Business	Direct Losses Paid	Direct Losses Incurred
24. Group policies (b).....					
24.1 Federal Employee Health Benefits Plan premium (b).....					
24.2 Credit (group and individual).....					
24.3 Collectively renewable policies (b).....					
24.4 Medicare Title XVIII exempt from state taxes or fees.....					
Other Individual Policies:					
25.1 Non-cancelable (b).....					
25.2 Guaranteed renewable (b).....					
25.3 Non-renewable for stated reasons only (b).....					
25.4 Other accident only.....					
25.5 All other (b).....					
25.6 Totals (Sum of Lines 25.1 to 25.5).....	0	0	0	0	0
26. Totals (Lines 24 + 24.1 + 24.2 + 24.3 + 24.4 + 25.6).....	0	0	0	0	0

NONE

(b) For health business on indicated lines report: Number of persons insured under PPO managed products.....0 and number of persons insured under indemnity only products.....0.

HARLEYSVILLE LIFE INSURANCE COMPANY



DIRECT BUSINESS IN Other Alien # 6 DURING THE YEAR  
NAIC Group Code....0140 NAIC Company Code....64327

LIFE INSURANCE

	1	2	3	4	5
	Ordinary	Credit Life (Group and Individual)	Group	Industrial	Total
DIRECT PREMIUMS AND ANNUITY CONSIDERATIONS					
1. Life insurance.....					0
2. Annuity considerations.....					0
3. Deposit-type contract funds.....		XXX		XXX	0
4. Other considerations.....					0
5. Totals (Sum of Lines 1 to 4).....	0	0	0	0	0
DIRECT DIVIDENDS TO POLICYHOLDERS					
Life insurance:					
6.1 Paid in cash or left on deposit.....					0
6.2 Applied to pay renewal premiums.....					0
6.3 Applied to provide paid-up additions or shorten the endowment or premium-paying period.....					0
6.4 Other.....					0
6.5 Totals (Sum of Lines 6.1 to 6.4).....	0	0	0	0	0
Annuities:					
7.1 Paid in cash or left on deposit.....					0
7.2 Applied to provide paid-up annuities.....					0
7.3 Other.....					0
7.4 Totals (Sum of Lines 7.1 to 7.3).....	0	0	0	0	0
8. Grand Totals (Lines 6.5 + 7.4).....	0	0	0	0	0
DIRECT CLAIMS AND BENEFITS PAID					
9. Death benefits.....					0
10. Matured endowments.....					0
11. Annuity benefits.....					0
12. Surrender values and withdrawals for life contracts.....					0
13. Aggregate write-ins for miscellaneous direct claims and benefits paid.....	0	0	0	0	0
14. All other benefits, except accident and health.....					0
15. Totals.....	0	0	0	0	0

NONE

DETAILS OF WRITE-INS					
1301. ....					0
1302. ....					0
1303. ....					0
1398. Summary of remaining write-ins for Line 13 from overflow page.....	0	0	0	0	0
1399. Total (Lines 1301 through 1303 plus 1398)(Line 13 above).....	0	0	0	0	0

	Ordinary		Credit Life (Group and Individual)		Group		Industrial		Total	
	1	2	3	4	5	6	7	8	9	10
	No.	Amount	No. of Ind. Pols. & Gr. Certifs.	Amount	No. of Certifs.	Amount	No.	Amount	No.	Amount
DIRECT DEATH BENEFITS AND MATURED ENDOWMENTS INCURRED										
16. Unpaid December 31, prior year.....									0	0
17. Incurred during current year.....									0	0
Settled during current year:										
18.1 By payment in full.....									0	0
18.2 By payment on compromised claims.....									0	0
18.3 Totals paid.....	0	0		0	0	0	0	0	0	0
18.4 Reduction by compromise.....									0	0
18.5 Amount rejected.....									0	0
18.6 Total settlements.....	0	0	0	0	0	0	0	0	0	0
19. Unpaid Dec. 31, current year (Lines 16 + 17 - 18.6).....	0	0	0	0	0	0	0	0	0	0
POLICY EXHIBIT					No. of Pol.					
20. In force December 31, prior year.....				(a).....					0	0
21. Issued during year.....									0	0
22. Other changes to in force (Net).....									0	0
23. In force December 31 of current year.....	0	0	0	(a).....0	0	0	0	0	0	0

NONE

(a) Includes Individual Credit Life Insurance, prior year \$.....0 current year \$.....0.  
Includes Group Credit Life Insurance Loans less than or equal to 60 months at issue, prior year \$.....0 current year \$.....0.  
Loans greater than 60 months at issue BUT NOT GREATER THAN 120 MONTHS, prior year \$.....0 current year \$.....0.

ACCIDENT AND HEALTH INSURANCE

	1	2	3	4	5
	Direct Premiums	Direct Premiums Earned	Dividends Paid Or Credited on Direct Business	Direct Losses Paid	Direct Losses Incurred
24. Group policies (b).....					
24.1 Federal Employee Health Benefits Plan premium (b).....					
24.2 Credit (group and individual).....					
24.3 Collectively renewable policies (b).....					
24.4 Medicare Title XVIII exempt from state taxes or fees.....					
Other Individual Policies:					
25.1 Non-cancelable (b).....					
25.2 Guaranteed renewable (b).....					
25.3 Non-renewable for stated reasons only (b).....					
25.4 Other accident only.....					
25.5 All other (b).....					
25.6 Totals (Sum of Lines 25.1 to 25.5).....	0	0	0	0	0
26. Totals (Lines 24 + 24.1 + 24.2 + 24.3 + 24.4 + 25.6).....	0	0	0	0	0

NONE

(b) For health business on indicated lines report: Number of persons insured under PPO managed products.....0 and number of persons insured under indemnity only products.....0.

HARLEYSVILLE LIFE INSURANCE COMPANY



DIRECT BUSINESS IN Other Alien # 7 DURING THE YEAR  
NAIC Group Code....0140 NAIC Company Code....64327

LIFE INSURANCE

	1	2	3	4	5
	Ordinary	Credit Life (Group and Individual)	Group	Industrial	Total
DIRECT PREMIUMS AND ANNUITY CONSIDERATIONS					
1. Life insurance.....					0
2. Annuity considerations.....					0
3. Deposit-type contract funds.....		XXX		XXX	0
4. Other considerations.....					0
5. Totals (Sum of Lines 1 to 4).....	0	0	0	0	0
DIRECT DIVIDENDS TO POLICYHOLDERS					
Life insurance:					
6.1 Paid in cash or left on deposit.....					0
6.2 Applied to pay renewal premiums.....					0
6.3 Applied to provide paid-up additions or shorten the endowment or premium-paying period.....					0
6.4 Other.....					0
6.5 Totals (Sum of Lines 6.1 to 6.4).....	0	0	0	0	0
Annuities:					
7.1 Paid in cash or left on deposit.....					0
7.2 Applied to provide paid-up annuities.....					0
7.3 Other.....					0
7.4 Totals (Sum of Lines 7.1 to 7.3).....	0	0	0	0	0
8. Grand Totals (Lines 6.5 + 7.4).....	0	0	0	0	0
DIRECT CLAIMS AND BENEFITS PAID					
9. Death benefits.....					0
10. Matured endowments.....					0
11. Annuity benefits.....					0
12. Surrender values and withdrawals for life contracts.....					0
13. Aggregate write-ins for miscellaneous direct claims and benefits paid.....	0	0	0	0	0
14. All other benefits, except accident and health.....					0
15. Totals.....	0	0	0	0	0

NONE

DETAILS OF WRITE-INS					
1301. ....					0
1302. ....					0
1303. ....					0
1398. Summary of remaining write-ins for Line 13 from overflow page.....	0	0	0	0	0
1399. Total (Lines 1301 through 1303 plus 1398)(Line 13 above).....	0	0	0	0	0

	Ordinary		Credit Life (Group and Individual)		Group		Industrial		Total	
	1	2	3	4	5	6	7	8	9	10
	No.	Amount	No. of Ind. Pols. & Gr. Certifs.	Amount	No. of Certifs.	Amount	No.	Amount	No.	Amount
DIRECT DEATH BENEFITS AND MATURED ENDOWMENTS INCURRED										
16. Unpaid December 31, prior year.....									0	0
17. Incurred during current year.....									0	0
Settled during current year:										
18.1 By payment in full.....									0	0
18.2 By payment on compromised claims.....									0	0
18.3 Totals paid.....	0	0	0	0	0	0	0	0	0	0
18.4 Reduction by compromise.....									0	0
18.5 Amount rejected.....									0	0
18.6 Total settlements.....	0	0	0	0	0	0	0	0	0	0
19. Unpaid Dec. 31, current year (Lines 16 + 17 - 18.6).....	0	0	0	0	0	0	0	0	0	0
POLICY EXHIBIT					No. of Pol.					
20. In force December 31, prior year.....				(a).....					0	0
21. Issued during year.....									0	0
22. Other changes to in force (Net).....									0	0
23. In force December 31 of current year.....	0	0	0	(a).....	0	0	0	0	0	0

NONE

(a) Includes Individual Credit Life Insurance, prior year \$.....0 current year \$.....0.  
Includes Group Credit Life Insurance Loans less than or equal to 60 months at issue, prior year \$.....0 current year \$.....0.  
Loans greater than 60 months at issue BUT NOT GREATER THAN 120 MONTHS, prior year \$.....0 current year \$.....0.

ACCIDENT AND HEALTH INSURANCE

	1	2	3	4	5
	Direct Premiums	Direct Premiums Earned	Dividends Paid Or Credited on Direct Business	Direct Losses Paid	Direct Losses Incurred
24. Group policies (b).....					
24.1 Federal Employee Health Benefits Plan premium (b).....					
24.2 Credit (group and individual).....					
24.3 Collectively renewable policies (b).....					
24.4 Medicare Title XVIII exempt from state taxes or fees.....					
Other Individual Policies:					
25.1 Non-cancelable (b).....					
25.2 Guaranteed renewable (b).....					
25.3 Non-renewable for stated reasons only (b).....					
25.4 Other accident only.....					
25.5 All other (b).....					
25.6 Totals (Sum of Lines 25.1 to 25.5).....	0	0	0	0	0
26. Totals (Lines 24 + 24.1 + 24.2 + 24.3 + 24.4 + 25.6).....	0	0	0	0	0

NONE

(b) For health business on indicated lines report: Number of persons insured under PPO managed products.....0 and number of persons insured under indemnity only products.....0.



HARLEYSVILLE LIFE INSURANCE COMPANY



DIRECT BUSINESS IN Other Alien # 8 DURING THE YEAR  
NAIC Group Code....0140 NAIC Company Code....64327

LIFE INSURANCE

	1	2	3	4	5
	Ordinary	Credit Life (Group and Individual)	Group	Industrial	Total
DIRECT PREMIUMS AND ANNUITY CONSIDERATIONS					
1. Life insurance.....					0
2. Annuity considerations.....					0
3. Deposit-type contract funds.....		XXX		XXX	0
4. Other considerations.....					0
5. Totals (Sum of Lines 1 to 4).....	0	0	0	0	0
DIRECT DIVIDENDS TO POLICYHOLDERS					
Life insurance:					
6.1 Paid in cash or left on deposit.....					0
6.2 Applied to pay renewal premiums.....					0
6.3 Applied to provide paid-up additions or shorten the endowment or premium-paying period.....					0
6.4 Other.....					0
6.5 Totals (Sum of Lines 6.1 to 6.4).....	0	0	0	0	0
Annuities:					
7.1 Paid in cash or left on deposit.....					0
7.2 Applied to provide paid-up annuities.....					0
7.3 Other.....					0
7.4 Totals (Sum of Lines 7.1 to 7.3).....	0	0	0	0	0
8. Grand Totals (Lines 6.5 + 7.4).....	0	0	0	0	0
DIRECT CLAIMS AND BENEFITS PAID					
9. Death benefits.....					0
10. Matured endowments.....					0
11. Annuity benefits.....					0
12. Surrender values and withdrawals for life contracts.....					0
13. Aggregate write-ins for miscellaneous direct claims and benefits paid.....	0	0	0	0	0
14. All other benefits, except accident and health.....					0
15. Totals.....	0	0	0	0	0

NONE

DETAILS OF WRITE-INS					
1301. ....					0
1302. ....					0
1303. ....					0
1398. Summary of remaining write-ins for Line 13 from overflow page.....	0	0	0	0	0
1399. Total (Lines 1301 through 1303 plus 1398)(Line 13 above).....	0	0	0	0	0

	Ordinary		Credit Life (Group and Individual)		Group		Industrial		Total	
	1	2	3	4	5	6	7	8	9	10
	No.	Amount	No. of Ind. Pols. & Gr. Certifs.	Amount	No. of Certifs.	Amount	No.	Amount	No.	Amount
DIRECT DEATH BENEFITS AND MATURED ENDOWMENTS INCURRED										
16. Unpaid December 31, prior year.....									0	0
17. Incurred during current year.....									0	0
Settled during current year:										
18.1 By payment in full.....									0	0
18.2 By payment on compromised claims.....									0	0
18.3 Totals paid.....	0	0		0	0	0	0	0	0	0
18.4 Reduction by compromise.....									0	0
18.5 Amount rejected.....									0	0
18.6 Total settlements.....	0	0	0	0	0	0	0	0	0	0
19. Unpaid Dec. 31, current year (Lines 16 + 17 - 18.6).....	0	0	0	0	0	0	0	0	0	0
POLICY EXHIBIT					No. of Pol.					
20. In force December 31, prior year.....				(a).....					0	0
21. Issued during year.....									0	0
22. Other changes to in force (Net).....									0	0
23. In force December 31 of current year.....	0	0	0	(a).....0	0	0	0	0	0	0

NONE

(a) Includes Individual Credit Life Insurance, prior year \$.....0 current year \$.....0.  
Includes Group Credit Life Insurance Loans less than or equal to 60 months at issue, prior year \$.....0 current year \$.....0.  
Loans greater than 60 months at issue BUT NOT GREATER THAN 120 MONTHS, prior year \$.....0 current year \$.....0.

ACCIDENT AND HEALTH INSURANCE

	1	2	3	4	5
	Direct Premiums	Direct Premiums Earned	Dividends Paid Or Credited on Direct Business	Direct Losses Paid	Direct Losses Incurred
24. Group policies (b).....					
24.1 Federal Employee Health Benefits Plan premium (b).....					
24.2 Credit (group and individual).....					
24.3 Collectively renewable policies (b).....					
24.4 Medicare Title XVIII exempt from state taxes or fees.....					
Other Individual Policies:					
25.1 Non-cancelable (b).....					
25.2 Guaranteed renewable (b).....					
25.3 Non-renewable for stated reasons only (b).....					
25.4 Other accident only.....					
25.5 All other (b).....					
25.6 Totals (Sum of Lines 25.1 to 25.5).....	0	0	0	0	0
26. Totals (Lines 24 + 24.1 + 24.2 + 24.3 + 24.4 + 25.6).....	0	0	0	0	0

NONE

(b) For health business on indicated lines report: Number of persons insured under PPO managed products....0 and number of persons insured under indemnity only products....0.



DIRECT BUSINESS IN Other Alien # 9 DURING THE YEAR  
NAIC Group Code....0140 NAIC Company Code....64327

LIFE INSURANCE

	1	2	3	4	5
	Ordinary	Credit Life (Group and Individual)	Group	Industrial	Total
DIRECT PREMIUMS AND ANNUITY CONSIDERATIONS					
1. Life insurance.....					0
2. Annuity considerations.....					0
3. Deposit-type contract funds.....		XXX		XXX	0
4. Other considerations.....					0
5. Totals (Sum of Lines 1 to 4).....	0	0	0	0	0
DIRECT DIVIDENDS TO POLICYHOLDERS					
Life insurance:					
6.1 Paid in cash or left on deposit.....					0
6.2 Applied to pay renewal premiums.....					0
6.3 Applied to provide paid-up additions or shorten the endowment or premium-paying period.....					0
6.4 Other.....					0
6.5 Totals (Sum of Lines 6.1 to 6.4).....	0	0	0	0	0
Annuities:					
7.1 Paid in cash or left on deposit.....					0
7.2 Applied to provide paid-up annuities.....					0
7.3 Other.....					0
7.4 Totals (Sum of Lines 7.1 to 7.3).....	0	0	0	0	0
8. Grand Totals (Lines 6.5 + 7.4).....	0	0	0	0	0
DIRECT CLAIMS AND BENEFITS PAID					
9. Death benefits.....					0
10. Matured endowments.....					0
11. Annuity benefits.....					0
12. Surrender values and withdrawals for life contracts.....					0
13. Aggregate write-ins for miscellaneous direct claims and benefits paid.....	0	0	0	0	0
14. All other benefits, except accident and health.....					0
15. Totals.....	0	0	0	0	0

NONE

DETAILS OF WRITE-INS					
1301. ....					0
1302. ....					0
1303. ....					0
1398. Summary of remaining write-ins for Line 13 from overflow page.....	0	0	0	0	0
1399. Total (Lines 1301 through 1303 plus 1398)(Line 13 above).....	0	0	0	0	0

	Ordinary		Credit Life (Group and Individual)		Group		Industrial		Total	
	1	2	3	4	5	6	7	8	9	10
	No.	Amount	No. of Ind. Pols. & Gr. Certifs.	Amount	No. of Certifs.	Amount	No.	Amount	No.	Amount
DIRECT DEATH BENEFITS AND MATURED ENDOWMENTS INCURRED										
16. Unpaid December 31, prior year.....									0	0
17. Incurred during current year.....									0	0
Settled during current year:										
18.1 By payment in full.....									0	0
18.2 By payment on compromised claims.....									0	0
18.3 Totals paid.....	0	0	0	0	0	0	0	0	0	0
18.4 Reduction by compromise.....									0	0
18.5 Amount rejected.....									0	0
18.6 Total settlements.....	0	0	0	0	0	0	0	0	0	0
19. Unpaid Dec. 31, current year (Lines 16 + 17 - 18.6).....	0	0	0	0	0	0	0	0	0	0
POLICY EXHIBIT					No. of Pol.					
20. In force December 31, prior year.....				(a).....					0	0
21. Issued during year.....									0	0
22. Other changes to in force (Net).....									0	0
23. In force December 31 of current year.....	0	0	0	(a).....0	0	0	0	0	0	0

NONE

(a) Includes Individual Credit Life Insurance, prior year \$.....0 current year \$.....0.  
Includes Group Credit Life Insurance Loans less than or equal to 60 months at issue, prior year \$.....0 current year \$.....0.  
Loans greater than 60 months at issue BUT NOT GREATER THAN 120 MONTHS, prior year \$.....0 current year \$.....0.

ACCIDENT AND HEALTH INSURANCE

	1	2	3	4	5
	Direct Premiums	Direct Premiums Earned	Dividends Paid Or Credited on Direct Business	Direct Losses Paid	Direct Losses Incurred
24. Group policies (b).....					
24.1 Federal Employee Health Benefits Plan premium (b).....					
24.2 Credit (group and individual).....					
24.3 Collectively renewable policies (b).....					
24.4 Medicare Title XVIII exempt from state taxes or fees.....					
Other Individual Policies:					
25.1 Non-cancelable (b).....					
25.2 Guaranteed renewable (b).....					
25.3 Non-renewable for stated reasons only (b).....					
25.4 Other accident only.....					
25.5 All other (b).....					
25.6 Totals (Sum of Lines 25.1 to 25.5).....	0	0	0	0	0
26. Totals (Lines 24 + 24.1 + 24.2 + 24.3 + 24.4 + 25.6).....	0	0	0	0	0

NONE

(b) For health business on indicated lines report: Number of persons insured under PPO managed products.....0 and number of persons insured under indemnity only products.....0.

HARLEYSVILLE LIFE INSURANCE COMPANY



DIRECT BUSINESS IN Other Alien # 10 DURING THE YEAR  
NAIC Group Code....0140 NAIC Company Code....64327

LIFE INSURANCE

	1	2	3	4	5
	Ordinary	Credit Life (Group and Individual)	Group	Industrial	Total
DIRECT PREMIUMS AND ANNUITY CONSIDERATIONS					
1. Life insurance.....					0
2. Annuity considerations.....					0
3. Deposit-type contract funds.....		XXX		XXX	0
4. Other considerations.....					0
5. Totals (Sum of Lines 1 to 4).....	0	0	0	0	0
DIRECT DIVIDENDS TO POLICYHOLDERS					
Life insurance:					
6.1 Paid in cash or left on deposit.....					0
6.2 Applied to pay renewal premiums.....					0
6.3 Applied to provide paid-up additions or shorten the endowment or premium-paying period.....					0
6.4 Other.....					0
6.5 Totals (Sum of Lines 6.1 to 6.4).....	0	0	0	0	0
Annuities:					
7.1 Paid in cash or left on deposit.....					0
7.2 Applied to provide paid-up annuities.....					0
7.3 Other.....					0
7.4 Totals (Sum of Lines 7.1 to 7.3).....	0	0	0	0	0
8. Grand Totals (Lines 6.5 + 7.4).....	0	0	0	0	0
DIRECT CLAIMS AND BENEFITS PAID					
9. Death benefits.....					0
10. Matured endowments.....					0
11. Annuity benefits.....					0
12. Surrender values and withdrawals for life contracts.....					0
13. Aggregate write-ins for miscellaneous direct claims and benefits paid.....	0	0	0	0	0
14. All other benefits, except accident and health.....					0
15. Totals.....	0	0	0	0	0

NONE

DETAILS OF WRITE-INS					
1301. ....					0
1302. ....					0
1303. ....					0
1398. Summary of remaining write-ins for Line 13 from overflow page.....	0	0	0	0	0
1399. Total (Lines 1301 through 1303 plus 1398)(Line 13 above).....	0	0	0	0	0

	Ordinary		Credit Life (Group and Individual)		Group		Industrial		Total	
	1	2	3	4	5	6	7	8	9	10
	No.	Amount	No. of Ind. Pols. & Gr. Certifs.	Amount	No. of Certifs.	Amount	No.	Amount	No.	Amount
DIRECT DEATH BENEFITS AND MATURED ENDOWMENTS INCURRED										
16. Unpaid December 31, prior year.....									0	0
17. Incurred during current year.....									0	0
Settled during current year:										
18.1 By payment in full.....									0	0
18.2 By payment on compromised claims.....									0	0
18.3 Totals paid.....	0	0	0	0	0	0	0	0	0	0
18.4 Reduction by compromise.....									0	0
18.5 Amount rejected.....									0	0
18.6 Total settlements.....	0	0	0	0	0	0	0	0	0	0
19. Unpaid Dec. 31, current year (Lines 16 + 17 - 18.6).....	0	0	0	0	0	0	0	0	0	0
POLICY EXHIBIT					No. of Pol.					
20. In force December 31, prior year.....				(a).....					0	0
21. Issued during year.....									0	0
22. Other changes to in force (Net).....									0	0
23. In force December 31 of current year.....	0	0	0	(a).....	0	0	0	0	0	0

NONE

(a) Includes Individual Credit Life Insurance, prior year \$.....0 current year \$.....0.  
Includes Group Credit Life Insurance Loans less than or equal to 60 months at issue, prior year \$.....0 current year \$.....0.  
Loans greater than 60 months at issue BUT NOT GREATER THAN 120 MONTHS, prior year \$.....0 current year \$.....0.

ACCIDENT AND HEALTH INSURANCE

	1	2	3	4	5
	Direct Premiums	Direct Premiums Earned	Dividends Paid Or Credited on Direct Business	Direct Losses Paid	Direct Losses Incurred
24. Group policies (b).....					
24.1 Federal Employee Health Benefits Plan premium (b).....					
24.2 Credit (group and individual).....					
24.3 Collectively renewable policies (b).....					
24.4 Medicare Title XVIII exempt from state taxes or fees.....					
Other Individual Policies:					
25.1 Non-cancelable (b).....					
25.2 Guaranteed renewable (b).....					
25.3 Non-renewable for stated reasons only (b).....					
25.4 Other accident only.....					
25.5 All other (b).....					
25.6 Totals (Sum of Lines 25.1 to 25.5).....	0	0	0	0	0
26. Totals (Lines 24 + 24.1 + 24.2 + 24.3 + 24.4 + 25.6).....	0	0	0	0	0

NONE

(b) For health business on indicated lines report: Number of persons insured under PPO managed products.....0 and number of persons insured under indemnity only products.....0.

HARLEYSVILLE LIFE INSURANCE COMPANY



DIRECT BUSINESS IN Other Alien # 11 DURING THE YEAR  
NAIC Group Code....0140 NAIC Company Code....64327

LIFE INSURANCE

	1	2	3	4	5
	Ordinary	Credit Life (Group and Individual)	Group	Industrial	Total
DIRECT PREMIUMS AND ANNUITY CONSIDERATIONS					
1. Life insurance.....					0
2. Annuity considerations.....					0
3. Deposit-type contract funds.....		XXX		XXX	0
4. Other considerations.....					0
5. Totals (Sum of Lines 1 to 4).....	0	0	0	0	0
DIRECT DIVIDENDS TO POLICYHOLDERS					
Life insurance:					
6.1 Paid in cash or left on deposit.....					0
6.2 Applied to pay renewal premiums.....					0
6.3 Applied to provide paid-up additions or shorten the endowment or premium-paying period.....					0
6.4 Other.....					0
6.5 Totals (Sum of Lines 6.1 to 6.4).....	0	0	0	0	0
Annuities:					
7.1 Paid in cash or left on deposit.....					0
7.2 Applied to provide paid-up annuities.....					0
7.3 Other.....					0
7.4 Totals (Sum of Lines 7.1 to 7.3).....	0	0	0	0	0
8. Grand Totals (Lines 6.5 + 7.4).....	0	0	0	0	0
DIRECT CLAIMS AND BENEFITS PAID					
9. Death benefits.....					0
10. Matured endowments.....					0
11. Annuity benefits.....					0
12. Surrender values and withdrawals for life contracts.....					0
13. Aggregate write-ins for miscellaneous direct claims and benefits paid.....	0	0	0	0	0
14. All other benefits, except accident and health.....					0
15. Totals.....	0	0	0	0	0

NONE

DETAILS OF WRITE-INS					
1301. ....					0
1302. ....					0
1303. ....					0
1398. Summary of remaining write-ins for Line 13 from overflow page.....	0	0	0	0	0
1399. Total (Lines 1301 through 1303 plus 1398)(Line 13 above).....	0	0	0	0	0

	Ordinary		Credit Life (Group and Individual)		Group		Industrial		Total	
	1	2	3	4	5	6	7	8	9	10
	No.	Amount	No. of Ind. Pols. & Gr. Certifs.	Amount	No. of Certifs.	Amount	No.	Amount	No.	Amount
DIRECT DEATH BENEFITS AND MATURED ENDOWMENTS INCURRED										
16. Unpaid December 31, prior year.....									0	0
17. Incurred during current year.....									0	0
Settled during current year:										
18.1 By payment in full.....									0	0
18.2 By payment on compromised claims.....									0	0
18.3 Totals paid.....	0	0		0	0	0	0	0	0	0
18.4 Reduction by compromise.....									0	0
18.5 Amount rejected.....									0	0
18.6 Total settlements.....	0	0	0	0	0	0	0	0	0	0
19. Unpaid Dec. 31, current year (Lines 16 + 17 - 18.6).....	0	0	0	0	0	0	0	0	0	0
POLICY EXHIBIT					No. of Pol.					
20. In force December 31, prior year.....				(a).....					0	0
21. Issued during year.....									0	0
22. Other changes to in force (Net).....									0	0
23. In force December 31 of current year.....	0	0	0	(a).....0	0	0	0	0	0	0

NONE

(a) Includes Individual Credit Life Insurance, prior year \$.....0 current year \$.....0.  
Includes Group Credit Life Insurance Loans less than or equal to 60 months at issue, prior year \$.....0 current year \$.....0.  
Loans greater than 60 months at issue BUT NOT GREATER THAN 120 MONTHS, prior year \$.....0 current year \$.....0.

ACCIDENT AND HEALTH INSURANCE

	1	2	3	4	5
	Direct Premiums	Direct Premiums Earned	Dividends Paid Or Credited on Direct Business	Direct Losses Paid	Direct Losses Incurred
24. Group policies (b).....					
24.1 Federal Employee Health Benefits Plan premium (b).....					
24.2 Credit (group and individual).....					
24.3 Collectively renewable policies (b).....					
24.4 Medicare Title XVIII exempt from state taxes or fees.....					
Other Individual Policies:					
25.1 Non-cancelable (b).....					
25.2 Guaranteed renewable (b).....					
25.3 Non-renewable for stated reasons only (b).....					
25.4 Other accident only.....					
25.5 All other (b).....					
25.6 Totals (Sum of Lines 25.1 to 25.5).....	0	0	0	0	0
26. Totals (Lines 24 + 24.1 + 24.2 + 24.3 + 24.4 + 25.6).....	0	0	0	0	0

NONE

(b) For health business on indicated lines report: Number of persons insured under PPO managed products.....0 and number of persons insured under indemnity only products.....0.

HARLEYSVILLE LIFE INSURANCE COMPANY



DIRECT BUSINESS IN Other Alien # 12 DURING THE YEAR  
NAIC Group Code....0140 NAIC Company Code....64327

LIFE INSURANCE

	1	2	3	4	5
	Ordinary	Credit Life (Group and Individual)	Group	Industrial	Total
DIRECT PREMIUMS AND ANNUITY CONSIDERATIONS					
1. Life insurance.....					0
2. Annuity considerations.....					0
3. Deposit-type contract funds.....		XXX		XXX	0
4. Other considerations.....					0
5. Totals (Sum of Lines 1 to 4).....	0	0	0	0	0
DIRECT DIVIDENDS TO POLICYHOLDERS					
Life insurance:					
6.1 Paid in cash or left on deposit.....					0
6.2 Applied to pay renewal premiums.....					0
6.3 Applied to provide paid-up additions or shorten the endowment or premium-paying period.....					0
6.4 Other.....					0
6.5 Totals (Sum of Lines 6.1 to 6.4).....	0	0	0	0	0
Annuities:					
7.1 Paid in cash or left on deposit.....					0
7.2 Applied to provide paid-up annuities.....					0
7.3 Other.....					0
7.4 Totals (Sum of Lines 7.1 to 7.3).....	0	0	0	0	0
8. Grand Totals (Lines 6.5 + 7.4).....	0	0	0	0	0
DIRECT CLAIMS AND BENEFITS PAID					
9. Death benefits.....					0
10. Matured endowments.....					0
11. Annuity benefits.....					0
12. Surrender values and withdrawals for life contracts.....					0
13. Aggregate write-ins for miscellaneous direct claims and benefits paid.....	0	0	0	0	0
14. All other benefits, except accident and health.....					0
15. Totals.....	0	0	0	0	0

NONE

DETAILS OF WRITE-INS					
1301. ....					0
1302. ....					0
1303. ....					0
1398. Summary of remaining write-ins for Line 13 from overflow page.....	0	0	0	0	0
1399. Total (Lines 1301 through 1303 plus 1398)(Line 13 above).....	0	0	0	0	0

	Ordinary		Credit Life (Group and Individual)		Group		Industrial		Total	
	1	2	3	4	5	6	7	8	9	10
	No.	Amount	No. of Ind. Pols. & Gr. Certifs.	Amount	No. of Certifs.	Amount	No.	Amount	No.	Amount
DIRECT DEATH BENEFITS AND MATURED ENDOWMENTS INCURRED										
16. Unpaid December 31, prior year.....									0	0
17. Incurred during current year.....									0	0
Settled during current year:										
18.1 By payment in full.....									0	0
18.2 By payment on compromised claims.....									0	0
18.3 Totals paid.....	0	0		0	0	0	0	0	0	0
18.4 Reduction by compromise.....									0	0
18.5 Amount rejected.....									0	0
18.6 Total settlements.....	0	0	0	0	0	0	0	0	0	0
19. Unpaid Dec. 31, current year (Lines 16 + 17 - 18.6).....	0	0	0	0	0	0	0	0	0	0
POLICY EXHIBIT					No. of Pol.					
20. In force December 31, prior year.....				(a).....					0	0
21. Issued during year.....									0	0
22. Other changes to in force (Net).....									0	0
23. In force December 31 of current year.....	0	0	0	(a).....0	0	0	0	0	0	0

NONE

(a) Includes Individual Credit Life Insurance, prior year \$.....0 current year \$.....0.  
Includes Group Credit Life Insurance Loans less than or equal to 60 months at issue, prior year \$.....0 current year \$.....0.  
Loans greater than 60 months at issue BUT NOT GREATER THAN 120 MONTHS, prior year \$.....0 current year \$.....0.

ACCIDENT AND HEALTH INSURANCE

	1	2	3	4	5
	Direct Premiums	Direct Premiums Earned	Dividends Paid Or Credited on Direct Business	Direct Losses Paid	Direct Losses Incurred
24. Group policies (b).....					
24.1 Federal Employee Health Benefits Plan premium (b).....					
24.2 Credit (group and individual).....					
24.3 Collectively renewable policies (b).....					
24.4 Medicare Title XVIII exempt from state taxes or fees.....					
Other Individual Policies:					
25.1 Non-cancelable (b).....					
25.2 Guaranteed renewable (b).....					
25.3 Non-renewable for stated reasons only (b).....					
25.4 Other accident only.....					
25.5 All other (b).....					
25.6 Totals (Sum of Lines 25.1 to 25.5).....	0	0	0	0	0
26. Totals (Lines 24 + 24.1 + 24.2 + 24.3 + 24.4 + 25.6).....	0	0	0	0	0

NONE

(b) For health business on indicated lines report: Number of persons insured under PPO managed products.....0 and number of persons insured under indemnity only products.....0.



DIRECT BUSINESS IN Other Alien # 13 DURING THE YEAR  
NAIC Group Code....0140 NAIC Company Code....64327

LIFE INSURANCE

	1	2	3	4	5
	Ordinary	Credit Life (Group and Individual)	Group	Industrial	Total
DIRECT PREMIUMS AND ANNUITY CONSIDERATIONS					
1. Life insurance.....					0
2. Annuity considerations.....					0
3. Deposit-type contract funds.....		XXX		XXX	0
4. Other considerations.....					0
5. Totals (Sum of Lines 1 to 4).....	0	0	0	0	0
DIRECT DIVIDENDS TO POLICYHOLDERS					
Life insurance:					
6.1 Paid in cash or left on deposit.....					0
6.2 Applied to pay renewal premiums.....					0
6.3 Applied to provide paid-up additions or shorten the endowment or premium-paying period.....					0
6.4 Other.....					0
6.5 Totals (Sum of Lines 6.1 to 6.4).....	0	0	0	0	0
Annuities:					
7.1 Paid in cash or left on deposit.....					0
7.2 Applied to provide paid-up annuities.....					0
7.3 Other.....					0
7.4 Totals (Sum of Lines 7.1 to 7.3).....	0	0	0	0	0
8. Grand Totals (Lines 6.5 + 7.4).....	0	0	0	0	0
DIRECT CLAIMS AND BENEFITS PAID					
9. Death benefits.....					0
10. Matured endowments.....					0
11. Annuity benefits.....					0
12. Surrender values and withdrawals for life contracts.....					0
13. Aggregate write-ins for miscellaneous direct claims and benefits paid.....	0	0	0	0	0
14. All other benefits, except accident and health.....					0
15. Totals.....	0	0	0	0	0

NONE

DETAILS OF WRITE-INS					
1301. ....					0
1302. ....					0
1303. ....					0
1398. Summary of remaining write-ins for Line 13 from overflow page.....	0	0	0	0	0
1399. Total (Lines 1301 through 1303 plus 1398)(Line 13 above).....	0	0	0	0	0

	Ordinary		Credit Life (Group and Individual)		Group		Industrial		Total	
	1	2	3	4	5	6	7	8	9	10
	No.	Amount	No. of Ind. Pols. & Gr. Certifs.	Amount	No. of Certifs.	Amount	No.	Amount	No.	Amount
DIRECT DEATH BENEFITS AND MATURED ENDOWMENTS INCURRED										
16. Unpaid December 31, prior year.....									0	0
17. Incurred during current year.....									0	0
Settled during current year:										
18.1 By payment in full.....									0	0
18.2 By payment on compromised claims.....									0	0
18.3 Totals paid.....	0	0	0	0	0	0	0	0	0	0
18.4 Reduction by compromise.....									0	0
18.5 Amount rejected.....									0	0
18.6 Total settlements.....	0	0	0	0	0	0	0	0	0	0
19. Unpaid Dec. 31, current year (Lines 16 + 17 - 18.6).....	0	0	0	0	0	0	0	0	0	0
POLICY EXHIBIT					No. of Pol.					
20. In force December 31, prior year.....				(a).....					0	0
21. Issued during year.....									0	0
22. Other changes to in force (Net).....									0	0
23. In force December 31 of current year.....	0	0	0	(a).....	0	0	0	0	0	0

NONE

(a) Includes Individual Credit Life Insurance, prior year \$.....0 current year \$.....0.  
Includes Group Credit Life Insurance Loans less than or equal to 60 months at issue, prior year \$.....0 current year \$.....0.  
Loans greater than 60 months at issue BUT NOT GREATER THAN 120 MONTHS, prior year \$.....0 current year \$.....0.

ACCIDENT AND HEALTH INSURANCE

	1	2	3	4	5
	Direct Premiums	Direct Premiums Earned	Dividends Paid Or Credited on Direct Business	Direct Losses Paid	Direct Losses Incurred
24. Group policies (b).....					
24.1 Federal Employee Health Benefits Plan premium (b).....					
24.2 Credit (group and individual).....					
24.3 Collectively renewable policies (b).....					
24.4 Medicare Title XVIII exempt from state taxes or fees.....					
Other Individual Policies:					
25.1 Non-cancelable (b).....					
25.2 Guaranteed renewable (b).....					
25.3 Non-renewable for stated reasons only (b).....					
25.4 Other accident only.....					
25.5 All other (b).....					
25.6 Totals (Sum of Lines 25.1 to 25.5).....	0	0	0	0	0
26. Totals (Lines 24 + 24.1 + 24.2 + 24.3 + 24.4 + 25.6).....	0	0	0	0	0

NONE

(b) For health business on indicated lines report: Number of persons insured under PPO managed products.....0 and number of persons insured under indemnity only products.....0.

HARLEYSVILLE LIFE INSURANCE COMPANY



DIRECT BUSINESS IN Other Alien # 14 DURING THE YEAR  
NAIC Group Code....0140 NAIC Company Code....64327

LIFE INSURANCE

	1	2	3	4	5
	Ordinary	Credit Life (Group and Individual)	Group	Industrial	Total
DIRECT PREMIUMS AND ANNUITY CONSIDERATIONS					
1. Life insurance.....					0
2. Annuity considerations.....					0
3. Deposit-type contract funds.....		XXX		XXX	0
4. Other considerations.....					0
5. Totals (Sum of Lines 1 to 4).....	0	0	0	0	0
DIRECT DIVIDENDS TO POLICYHOLDERS					
Life insurance:					
6.1 Paid in cash or left on deposit.....					0
6.2 Applied to pay renewal premiums.....					0
6.3 Applied to provide paid-up additions or shorten the endowment or premium-paying period.....					0
6.4 Other.....					0
6.5 Totals (Sum of Lines 6.1 to 6.4).....	0	0	0	0	0
Annuities:					
7.1 Paid in cash or left on deposit.....					0
7.2 Applied to provide paid-up annuities.....					0
7.3 Other.....					0
7.4 Totals (Sum of Lines 7.1 to 7.3).....	0	0	0	0	0
8. Grand Totals (Lines 6.5 + 7.4).....	0	0	0	0	0
DIRECT CLAIMS AND BENEFITS PAID					
9. Death benefits.....					0
10. Matured endowments.....					0
11. Annuity benefits.....					0
12. Surrender values and withdrawals for life contracts.....					0
13. Aggregate write-ins for miscellaneous direct claims and benefits paid.....	0	0	0	0	0
14. All other benefits, except accident and health.....					0
15. Totals.....	0	0	0	0	0

DETAILS OF WRITE-INS					
1301. ....					0
1302. ....					0
1303. ....					0
1398. Summary of remaining write-ins for Line 13 from overflow page.....	0	0	0	0	0
1399. Total (Lines 1301 through 1303 plus 1398)(Line 13 above).....	0	0	0	0	0

	Ordinary		Credit Life (Group and Individual)		Group		Industrial		Total	
	1	2	3	4	5	6	7	8	9	10
	No.	Amount	No. of Ind. Pols. & Gr. Certifs.	Amount	No. of Certifs.	Amount	No.	Amount	No.	Amount
DIRECT DEATH BENEFITS AND MATURED ENDOWMENTS INCURRED										
16. Unpaid December 31, prior year.....									0	0
17. Incurred during current year.....									0	0
Settled during current year:										
18.1 By payment in full.....									0	0
18.2 By payment on compromised claims.....									0	0
18.3 Totals paid.....	0	0	0	0	0	0	0	0	0	0
18.4 Reduction by compromise.....									0	0
18.5 Amount rejected.....									0	0
18.6 Total settlements.....	0	0	0	0	0	0	0	0	0	0
19. Unpaid Dec. 31, current year (Lines 16 + 17 - 18.6).....	0	0	0	0	0	0	0	0	0	0
POLICY EXHIBIT					No. of Pol.					
20. In force December 31, prior year.....				(a).....					0	0
21. Issued during year.....									0	0
22. Other changes to in force (Net).....									0	0
23. In force December 31 of current year.....	0	0	0	(a).....	0	0	0	0	0	0

(a) Includes Individual Credit Life Insurance, prior year \$.....0 current year \$.....0.  
Includes Group Credit Life Insurance Loans less than or equal to 60 months at issue, prior year \$.....0 current year \$.....0.  
Loans greater than 60 months at issue BUT NOT GREATER THAN 120 MONTHS, prior year \$.....0 current year \$.....0.

ACCIDENT AND HEALTH INSURANCE

	1	2	3	4	5
	Direct Premiums	Direct Premiums Earned	Dividends Paid Or Credited on Direct Business	Direct Losses Paid	Direct Losses Incurred
24. Group policies (b).....					
24.1 Federal Employee Health Benefits Plan premium (b).....					
24.2 Credit (group and individual).....					
24.3 Collectively renewable policies (b).....					
24.4 Medicare Title XVIII exempt from state taxes or fees.....					
Other Individual Policies:					
25.1 Non-cancelable (b).....					
25.2 Guaranteed renewable (b).....					
25.3 Non-renewable for stated reasons only (b).....					
25.4 Other accident only.....					
25.5 All other (b).....					
25.6 Totals (Sum of Lines 25.1 to 25.5).....	0	0	0	0	0
26. Totals (Lines 24 + 24.1 + 24.2 + 24.3 + 24.4 + 25.6).....	0	0	0	0	0

(b) For health business on indicated lines report: Number of persons insured under PPO managed products.....0 and number of persons insured under indemnity only products.....0.



DIRECT BUSINESS IN Other Alien # 15 DURING THE YEAR  
NAIC Group Code....0140 NAIC Company Code....64327

LIFE INSURANCE

	1	2	3	4	5
	Ordinary	Credit Life (Group and Individual)	Group	Industrial	Total
DIRECT PREMIUMS AND ANNUITY CONSIDERATIONS					
1. Life insurance.....					0
2. Annuity considerations.....					0
3. Deposit-type contract funds.....		XXX		XXX	0
4. Other considerations.....					0
5. Totals (Sum of Lines 1 to 4).....	0	0	0	0	0
DIRECT DIVIDENDS TO POLICYHOLDERS					
Life insurance:					
6.1 Paid in cash or left on deposit.....					0
6.2 Applied to pay renewal premiums.....					0
6.3 Applied to provide paid-up additions or shorten the endowment or premium-paying period.....					0
6.4 Other.....					0
6.5 Totals (Sum of Lines 6.1 to 6.4).....	0	0	0	0	0
Annuities:					
7.1 Paid in cash or left on deposit.....					0
7.2 Applied to provide paid-up annuities.....					0
7.3 Other.....					0
7.4 Totals (Sum of Lines 7.1 to 7.3).....	0	0	0	0	0
8. Grand Totals (Lines 6.5 + 7.4).....	0	0	0	0	0
DIRECT CLAIMS AND BENEFITS PAID					
9. Death benefits.....					0
10. Matured endowments.....					0
11. Annuity benefits.....					0
12. Surrender values and withdrawals for life contracts.....					0
13. Aggregate write-ins for miscellaneous direct claims and benefits paid.....	0	0	0	0	0
14. All other benefits, except accident and health.....					0
15. Totals.....	0	0	0	0	0

NONE

DETAILS OF WRITE-INS					
1301. ....					0
1302. ....					0
1303. ....					0
1398. Summary of remaining write-ins for Line 13 from overflow page.....	0	0	0	0	0
1399. Total (Lines 1301 through 1303 plus 1398)(Line 13 above).....	0	0	0	0	0

	Ordinary		Credit Life (Group and Individual)		Group		Industrial		Total	
	1	2	3	4	5	6	7	8	9	10
	No.	Amount	No. of Ind. Pols. & Gr. Certifs.	Amount	No. of Certifs.	Amount	No.	Amount	No.	Amount
DIRECT DEATH BENEFITS AND MATURED ENDOWMENTS INCURRED										
16. Unpaid December 31, prior year.....									0	0
17. Incurred during current year.....									0	0
Settled during current year:										
18.1 By payment in full.....									0	0
18.2 By payment on compromised claims.....									0	0
18.3 Totals paid.....	0	0		0	0	0	0	0	0	0
18.4 Reduction by compromise.....									0	0
18.5 Amount rejected.....									0	0
18.6 Total settlements.....	0	0	0	0	0	0	0	0	0	0
19. Unpaid Dec. 31, current year (Lines 16 + 17 - 18.6).....	0	0	0	0	0	0	0	0	0	0
POLICY EXHIBIT					No. of Pol.					
20. In force December 31, prior year.....				(a).....					0	0
21. Issued during year.....									0	0
22. Other changes to in force (Net).....									0	0
23. In force December 31 of current year.....	0	0	0	(a).....0	0	0	0	0	0	0

NONE

(a) Includes Individual Credit Life Insurance, prior year \$.....0 current year \$.....0.  
Includes Group Credit Life Insurance Loans less than or equal to 60 months at issue, prior year \$.....0 current year \$.....0.  
Loans greater than 60 months at issue BUT NOT GREATER THAN 120 MONTHS, prior year \$.....0 current year \$.....0.

ACCIDENT AND HEALTH INSURANCE

	1	2	3	4	5
	Direct Premiums	Direct Premiums Earned	Dividends Paid Or Credited on Direct Business	Direct Losses Paid	Direct Losses Incurred
24. Group policies (b).....					
24.1 Federal Employee Health Benefits Plan premium (b).....					
24.2 Credit (group and individual).....					
24.3 Collectively renewable policies (b).....					
24.4 Medicare Title XVIII exempt from state taxes or fees.....					
Other Individual Policies:					
25.1 Non-cancelable (b).....					
25.2 Guaranteed renewable (b).....					
25.3 Non-renewable for stated reasons only (b).....					
25.4 Other accident only.....					
25.5 All other (b).....					
25.6 Totals (Sum of Lines 25.1 to 25.5).....	0	0	0	0	0
26. Totals (Lines 24 + 24.1 + 24.2 + 24.3 + 24.4 + 25.6).....	0	0	0	0	0

NONE

(b) For health business on indicated lines report: Number of persons insured under PPO managed products.....0 and number of persons insured under indemnity only products.....0.



HARLEYSVILLE LIFE INSURANCE COMPANY



DIRECT BUSINESS IN Other Alien # 16 DURING THE YEAR  
NAIC Group Code....0140 NAIC Company Code....64327

LIFE INSURANCE

	1	2	3	4	5
	Ordinary	Credit Life (Group and Individual)	Group	Industrial	Total
DIRECT PREMIUMS AND ANNUITY CONSIDERATIONS					
1. Life insurance.....					0
2. Annuity considerations.....					0
3. Deposit-type contract funds.....		XXX		XXX	0
4. Other considerations.....					0
5. Totals (Sum of Lines 1 to 4).....	0	0	0	0	0
DIRECT DIVIDENDS TO POLICYHOLDERS					
Life insurance:					
6.1 Paid in cash or left on deposit.....					0
6.2 Applied to pay renewal premiums.....					0
6.3 Applied to provide paid-up additions or shorten the endowment or premium-paying period.....					0
6.4 Other.....					0
6.5 Totals (Sum of Lines 6.1 to 6.4).....	0	0	0	0	0
Annuities:					
7.1 Paid in cash or left on deposit.....					0
7.2 Applied to provide paid-up annuities.....					0
7.3 Other.....					0
7.4 Totals (Sum of Lines 7.1 to 7.3).....	0	0	0	0	0
8. Grand Totals (Lines 6.5 + 7.4).....	0	0	0	0	0
DIRECT CLAIMS AND BENEFITS PAID					
9. Death benefits.....					0
10. Matured endowments.....					0
11. Annuity benefits.....					0
12. Surrender values and withdrawals for life contracts.....					0
13. Aggregate write-ins for miscellaneous direct claims and benefits paid.....	0	0	0	0	0
14. All other benefits, except accident and health.....					0
15. Totals.....	0	0	0	0	0

NONE

DETAILS OF WRITE-INS					
1301. ....					0
1302. ....					0
1303. ....					0
1398. Summary of remaining write-ins for Line 13 from overflow page.....	0	0	0	0	0
1399. Total (Lines 1301 through 1303 plus 1398)(Line 13 above).....	0	0	0	0	0

	Ordinary		Credit Life (Group and Individual)		Group		Industrial		Total	
	1	2	3	4	5	6	7	8	9	10
	No.	Amount	No. of Ind. Pols. & Gr. Certifs.	Amount	No. of Certifs.	Amount	No.	Amount	No.	Amount
DIRECT DEATH BENEFITS AND MATURED ENDOWMENTS INCURRED										
16. Unpaid December 31, prior year.....									0	0
17. Incurred during current year.....									0	0
Settled during current year:										
18.1 By payment in full.....									0	0
18.2 By payment on compromised claims.....									0	0
18.3 Totals paid.....	0	0		0	0	0	0	0	0	0
18.4 Reduction by compromise.....									0	0
18.5 Amount rejected.....									0	0
18.6 Total settlements.....	0	0	0	0	0	0	0	0	0	0
19. Unpaid Dec. 31, current year (Lines 16 + 17 - 18.6).....	0	0	0	0	0	0	0	0	0	0
POLICY EXHIBIT					No. of Pol.					
20. In force December 31, prior year.....				(a).....					0	0
21. Issued during year.....									0	0
22. Other changes to in force (Net).....									0	0
23. In force December 31 of current year.....	0	0	0	(a).....0	0	0	0	0	0	0

NONE

(a) Includes Individual Credit Life Insurance, prior year \$.....0 current year \$.....0.  
Includes Group Credit Life Insurance Loans less than or equal to 60 months at issue, prior year \$.....0 current year \$.....0.  
Loans greater than 60 months at issue BUT NOT GREATER THAN 120 MONTHS, prior year \$.....0 current year \$.....0.

ACCIDENT AND HEALTH INSURANCE

	1	2	3	4	5
	Direct Premiums	Direct Premiums Earned	Dividends Paid Or Credited on Direct Business	Direct Losses Paid	Direct Losses Incurred
24. Group policies (b).....					
24.1 Federal Employee Health Benefits Plan premium (b).....					
24.2 Credit (group and individual).....					
24.3 Collectively renewable policies (b).....					
24.4 Medicare Title XVIII exempt from state taxes or fees.....					
Other Individual Policies:					
25.1 Non-cancelable (b).....					
25.2 Guaranteed renewable (b).....					
25.3 Non-renewable for stated reasons only (b).....					
25.4 Other accident only.....					
25.5 All other (b).....					
25.6 Totals (Sum of Lines 25.1 to 25.5).....	0	0	0	0	0
26. Totals (Lines 24 + 24.1 + 24.2 + 24.3 + 24.4 + 25.6).....	0	0	0	0	0

NONE

(b) For health business on indicated lines report: Number of persons insured under PPO managed products.....0 and number of persons insured under indemnity only products.....0.

HARLEYSVILLE LIFE INSURANCE COMPANY



DIRECT BUSINESS IN Other Alien # 17 DURING THE YEAR  
NAIC Group Code....0140 NAIC Company Code....64327

LIFE INSURANCE

	1	2	3	4	5
	Ordinary	Credit Life (Group and Individual)	Group	Industrial	Total
DIRECT PREMIUMS AND ANNUITY CONSIDERATIONS					
1. Life insurance.....					0
2. Annuity considerations.....					0
3. Deposit-type contract funds.....		XXX		XXX	0
4. Other considerations.....					0
5. Totals (Sum of Lines 1 to 4).....	0	0	0	0	0
DIRECT DIVIDENDS TO POLICYHOLDERS					
Life insurance:					
6.1 Paid in cash or left on deposit.....					0
6.2 Applied to pay renewal premiums.....					0
6.3 Applied to provide paid-up additions or shorten the endowment or premium-paying period.....					0
6.4 Other.....					0
6.5 Totals (Sum of Lines 6.1 to 6.4).....	0	0	0	0	0
Annuities:					
7.1 Paid in cash or left on deposit.....					0
7.2 Applied to provide paid-up annuities.....					0
7.3 Other.....					0
7.4 Totals (Sum of Lines 7.1 to 7.3).....	0	0	0	0	0
8. Grand Totals (Lines 6.5 + 7.4).....	0	0	0	0	0
DIRECT CLAIMS AND BENEFITS PAID					
9. Death benefits.....					0
10. Matured endowments.....					0
11. Annuity benefits.....					0
12. Surrender values and withdrawals for life contracts.....					0
13. Aggregate write-ins for miscellaneous direct claims and benefits paid.....	0	0	0	0	0
14. All other benefits, except accident and health.....					0
15. Totals.....	0	0	0	0	0

NONE

DETAILS OF WRITE-INS					
1301. ....					0
1302. ....					0
1303. ....					0
1398. Summary of remaining write-ins for Line 13 from overflow page.....	0	0	0	0	0
1399. Total (Lines 1301 through 1303 plus 1398)(Line 13 above).....	0	0	0	0	0

	Ordinary		Credit Life (Group and Individual)		Group		Industrial		Total	
	1	2	3	4	5	6	7	8	9	10
	No.	Amount	No. of Ind. Pols. & Gr. Certifs.	Amount	No. of Certifs.	Amount	No.	Amount	No.	Amount
DIRECT DEATH BENEFITS AND MATURED ENDOWMENTS INCURRED										
16. Unpaid December 31, prior year.....									0	0
17. Incurred during current year.....									0	0
Settled during current year:										
18.1 By payment in full.....									0	0
18.2 By payment on compromised claims.....									0	0
18.3 Totals paid.....	0	0	0	0	0	0	0	0	0	0
18.4 Reduction by compromise.....									0	0
18.5 Amount rejected.....									0	0
18.6 Total settlements.....	0	0	0	0	0	0	0	0	0	0
19. Unpaid Dec. 31, current year (Lines 16 + 17 - 18.6).....	0	0	0	0	0	0	0	0	0	0
POLICY EXHIBIT					No. of Pol.					
20. In force December 31, prior year.....				(a).....					0	0
21. Issued during year.....									0	0
22. Other changes to in force (Net).....									0	0
23. In force December 31 of current year.....	0	0	0	(a).....	0	0	0	0	0	0

NONE

(a) Includes Individual Credit Life Insurance, prior year \$.....0 current year \$.....0.  
Includes Group Credit Life Insurance Loans less than or equal to 60 months at issue, prior year \$.....0 current year \$.....0.  
Loans greater than 60 months at issue BUT NOT GREATER THAN 120 MONTHS, prior year \$.....0 current year \$.....0.

ACCIDENT AND HEALTH INSURANCE

	1	2	3	4	5
	Direct Premiums	Direct Premiums Earned	Dividends Paid Or Credited on Direct Business	Direct Losses Paid	Direct Losses Incurred
24. Group policies (b).....					
24.1 Federal Employee Health Benefits Plan premium (b).....					
24.2 Credit (group and individual).....					
24.3 Collectively renewable policies (b).....					
24.4 Medicare Title XVIII exempt from state taxes or fees.....					
Other Individual Policies:					
25.1 Non-cancelable (b).....					
25.2 Guaranteed renewable (b).....					
25.3 Non-renewable for stated reasons only (b).....					
25.4 Other accident only.....					
25.5 All other (b).....					
25.6 Totals (Sum of Lines 25.1 to 25.5).....	0	0	0	0	0
26. Totals (Lines 24 + 24.1 + 24.2 + 24.3 + 24.4 + 25.6).....	0	0	0	0	0

NONE

(b) For health business on indicated lines report: Number of persons insured under PPO managed products.....0 and number of persons insured under indemnity only products.....0.

HARLEYSVILLE LIFE INSURANCE COMPANY



DIRECT BUSINESS IN Other Alien # 18 DURING THE YEAR  
NAIC Group Code....0140 NAIC Company Code....64327

LIFE INSURANCE

	1	2	3	4	5
	Ordinary	Credit Life (Group and Individual)	Group	Industrial	Total
DIRECT PREMIUMS AND ANNUITY CONSIDERATIONS					
1. Life insurance.....					0
2. Annuity considerations.....					0
3. Deposit-type contract funds.....		XXX		XXX	0
4. Other considerations.....					0
5. Totals (Sum of Lines 1 to 4).....	0	0	0	0	0
DIRECT DIVIDENDS TO POLICYHOLDERS					
Life insurance:					
6.1 Paid in cash or left on deposit.....					0
6.2 Applied to pay renewal premiums.....					0
6.3 Applied to provide paid-up additions or shorten the endowment or premium-paying period.....					0
6.4 Other.....					0
6.5 Totals (Sum of Lines 6.1 to 6.4).....	0	0	0	0	0
Annuities:					
7.1 Paid in cash or left on deposit.....					0
7.2 Applied to provide paid-up annuities.....					0
7.3 Other.....					0
7.4 Totals (Sum of Lines 7.1 to 7.3).....	0	0	0	0	0
8. Grand Totals (Lines 6.5 + 7.4).....	0	0	0	0	0
DIRECT CLAIMS AND BENEFITS PAID					
9. Death benefits.....					0
10. Matured endowments.....					0
11. Annuity benefits.....					0
12. Surrender values and withdrawals for life contracts.....					0
13. Aggregate write-ins for miscellaneous direct claims and benefits paid.....	0	0	0	0	0
14. All other benefits, except accident and health.....					0
15. Totals.....	0	0	0	0	0

NONE

DETAILS OF WRITE-INS					
1301. ....					0
1302. ....					0
1303. ....					0
1398. Summary of remaining write-ins for Line 13 from overflow page.....	0	0	0	0	0
1399. Total (Lines 1301 through 1303 plus 1398)(Line 13 above).....	0	0	0	0	0

	Ordinary		Credit Life (Group and Individual)		Group		Industrial		Total	
	1	2	3	4	5	6	7	8	9	10
	No.	Amount	No. of Ind. Pols. & Gr. Certifs.	Amount	No. of Certifs.	Amount	No.	Amount	No.	Amount
DIRECT DEATH BENEFITS AND MATURED ENDOWMENTS INCURRED										
16. Unpaid December 31, prior year.....									0	0
17. Incurred during current year.....									0	0
Settled during current year:										
18.1 By payment in full.....									0	0
18.2 By payment on compromised claims.....									0	0
18.3 Totals paid.....	0	0	0	0	0	0	0	0	0	0
18.4 Reduction by compromise.....									0	0
18.5 Amount rejected.....									0	0
18.6 Total settlements.....	0	0	0	0	0	0	0	0	0	0
19. Unpaid Dec. 31, current year (Lines 16 + 17 - 18.6).....	0	0	0	0	0	0	0	0	0	0
POLICY EXHIBIT					No. of Pol.					
20. In force December 31, prior year.....				(a).....					0	0
21. Issued during year.....									0	0
22. Other changes to in force (Net).....									0	0
23. In force December 31 of current year.....	0	0	0	(a).....	0	0	0	0	0	0

NONE

(a) Includes Individual Credit Life Insurance, prior year \$.....0 current year \$.....0.  
Includes Group Credit Life Insurance Loans less than or equal to 60 months at issue, prior year \$.....0 current year \$.....0.  
Loans greater than 60 months at issue BUT NOT GREATER THAN 120 MONTHS, prior year \$.....0 current year \$.....0.

ACCIDENT AND HEALTH INSURANCE

	1	2	3	4	5
	Direct Premiums	Direct Premiums Earned	Dividends Paid Or Credited on Direct Business	Direct Losses Paid	Direct Losses Incurred
24. Group policies (b).....					
24.1 Federal Employee Health Benefits Plan premium (b).....					
24.2 Credit (group and individual).....					
24.3 Collectively renewable policies (b).....					
24.4 Medicare Title XVIII exempt from state taxes or fees.....					
Other Individual Policies:					
25.1 Non-cancelable (b).....					
25.2 Guaranteed renewable (b).....					
25.3 Non-renewable for stated reasons only (b).....					
25.4 Other accident only.....					
25.5 All other (b).....					
25.6 Totals (Sum of Lines 25.1 to 25.5).....	0	0	0	0	0
26. Totals (Lines 24 + 24.1 + 24.2 + 24.3 + 24.4 + 25.6).....	0	0	0	0	0

NONE

(b) For health business on indicated lines report: Number of persons insured under PPO managed products.....0 and number of persons insured under indemnity only products.....0.

HARLEYSVILLE LIFE INSURANCE COMPANY



DIRECT BUSINESS IN Other Alien # 19 DURING THE YEAR  
NAIC Group Code....0140 NAIC Company Code....64327

LIFE INSURANCE

	1	2	3	4	5
	Ordinary	Credit Life (Group and Individual)	Group	Industrial	Total
DIRECT PREMIUMS AND ANNUITY CONSIDERATIONS					
1. Life insurance.....					0
2. Annuity considerations.....					0
3. Deposit-type contract funds.....		XXX		XXX	0
4. Other considerations.....					0
5. Totals (Sum of Lines 1 to 4).....	0	0	0	0	0
DIRECT DIVIDENDS TO POLICYHOLDERS					
Life insurance:					
6.1 Paid in cash or left on deposit.....					0
6.2 Applied to pay renewal premiums.....					0
6.3 Applied to provide paid-up additions or shorten the endowment or premium-paying period.....					0
6.4 Other.....					0
6.5 Totals (Sum of Lines 6.1 to 6.4).....	0	0	0	0	0
Annuities:					
7.1 Paid in cash or left on deposit.....					0
7.2 Applied to provide paid-up annuities.....					0
7.3 Other.....					0
7.4 Totals (Sum of Lines 7.1 to 7.3).....	0	0	0	0	0
8. Grand Totals (Lines 6.5 + 7.4).....	0	0	0	0	0
DIRECT CLAIMS AND BENEFITS PAID					
9. Death benefits.....					0
10. Matured endowments.....					0
11. Annuity benefits.....					0
12. Surrender values and withdrawals for life contracts.....					0
13. Aggregate write-ins for miscellaneous direct claims and benefits paid.....	0	0	0	0	0
14. All other benefits, except accident and health.....					0
15. Totals.....	0	0	0	0	0

DETAILS OF WRITE-INS					
1301. ....					0
1302. ....					0
1303. ....					0
1398. Summary of remaining write-ins for Line 13 from overflow page.....	0	0	0	0	0
1399. Total (Lines 1301 through 1303 plus 1398)(Line 13 above).....	0	0	0	0	0

	Ordinary		Credit Life (Group and Individual)		Group		Industrial		Total	
	1	2	3	4	5	6	7	8	9	10
	No.	Amount	No. of Ind. Pols. & Gr. Certifs.	Amount	No. of Certifs.	Amount	No.	Amount	No.	Amount
DIRECT DEATH BENEFITS AND MATURED ENDOWMENTS INCURRED										
16. Unpaid December 31, prior year.....									0	0
17. Incurred during current year.....									0	0
Settled during current year:										
18.1 By payment in full.....									0	0
18.2 By payment on compromised claims.....									0	0
18.3 Totals paid.....	0	0	0	0	0	0	0	0	0	0
18.4 Reduction by compromise.....									0	0
18.5 Amount rejected.....									0	0
18.6 Total settlements.....	0	0	0	0	0	0	0	0	0	0
19. Unpaid Dec. 31, current year (Lines 16 + 17 - 18.6).....	0	0	0	0	0	0	0	0	0	0
POLICY EXHIBIT					No. of Pol.					
20. In force December 31, prior year.....				(a).....					0	0
21. Issued during year.....									0	0
22. Other changes to in force (Net).....									0	0
23. In force December 31 of current year.....	0	0	0	(a).....0	0	0	0	0	0	0

(a) Includes Individual Credit Life Insurance, prior year \$.....0 current year \$.....0.  
Includes Group Credit Life Insurance Loans less than or equal to 60 months at issue, prior year \$.....0 current year \$.....0.  
Loans greater than 60 months at issue BUT NOT GREATER THAN 120 MONTHS, prior year \$.....0 current year \$.....0.

ACCIDENT AND HEALTH INSURANCE

	1	2	3	4	5
	Direct Premiums	Direct Premiums Earned	Dividends Paid Or Credited on Direct Business	Direct Losses Paid	Direct Losses Incurred
24. Group policies (b).....					
24.1 Federal Employee Health Benefits Plan premium (b).....					
24.2 Credit (group and individual).....					
24.3 Collectively renewable policies (b).....					
24.4 Medicare Title XVIII exempt from state taxes or fees.....					
Other Individual Policies:					
25.1 Non-cancelable (b).....					
25.2 Guaranteed renewable (b).....					
25.3 Non-renewable for stated reasons only (b).....					
25.4 Other accident only.....					
25.5 All other (b).....					
25.6 Totals (Sum of Lines 25.1 to 25.5).....	0	0	0	0	0
26. Totals (Lines 24 + 24.1 + 24.2 + 24.3 + 24.4 + 25.6).....	0	0	0	0	0

(b) For health business on indicated lines report: Number of persons insured under PPO managed products.....0 and number of persons insured under indemnity only products.....0.

HARLEYSVILLE LIFE INSURANCE COMPANY



DIRECT BUSINESS IN Other Alien # 20 DURING THE YEAR  
NAIC Group Code....0140 NAIC Company Code....64327

LIFE INSURANCE

	1	2	3	4	5
	Ordinary	Credit Life (Group and Individual)	Group	Industrial	Total
DIRECT PREMIUMS AND ANNUITY CONSIDERATIONS					
1. Life insurance.....					0
2. Annuity considerations.....					0
3. Deposit-type contract funds.....		XXX		XXX	0
4. Other considerations.....					0
5. Totals (Sum of Lines 1 to 4).....	0	0	0	0	0
DIRECT DIVIDENDS TO POLICYHOLDERS					
Life insurance:					
6.1 Paid in cash or left on deposit.....					0
6.2 Applied to pay renewal premiums.....					0
6.3 Applied to provide paid-up additions or shorten the endowment or premium-paying period.....					0
6.4 Other.....					0
6.5 Totals (Sum of Lines 6.1 to 6.4).....	0	0	0	0	0
Annuities:					
7.1 Paid in cash or left on deposit.....					0
7.2 Applied to provide paid-up annuities.....					0
7.3 Other.....					0
7.4 Totals (Sum of Lines 7.1 to 7.3).....	0	0	0	0	0
8. Grand Totals (Lines 6.5 + 7.4).....	0	0	0	0	0
DIRECT CLAIMS AND BENEFITS PAID					
9. Death benefits.....					0
10. Matured endowments.....					0
11. Annuity benefits.....					0
12. Surrender values and withdrawals for life contracts.....					0
13. Aggregate write-ins for miscellaneous direct claims and benefits paid.....	0	0	0	0	0
14. All other benefits, except accident and health.....					0
15. Totals.....	0	0	0	0	0

NONE

DETAILS OF WRITE-INS					
1301. ....					0
1302. ....					0
1303. ....					0
1398. Summary of remaining write-ins for Line 13 from overflow page.....	0	0	0	0	0
1399. Total (Lines 1301 through 1303 plus 1398)(Line 13 above).....	0	0	0	0	0

	Ordinary		Credit Life (Group and Individual)		Group		Industrial		Total	
	1	2	3	4	5	6	7	8	9	10
	No.	Amount	No. of Ind. Pols. & Gr. Certifs.	Amount	No. of Certifs.	Amount	No.	Amount	No.	Amount
DIRECT DEATH BENEFITS AND MATURED ENDOWMENTS INCURRED										
16. Unpaid December 31, prior year.....									0	0
17. Incurred during current year.....									0	0
Settled during current year:										
18.1 By payment in full.....									0	0
18.2 By payment on compromised claims.....									0	0
18.3 Totals paid.....	0	0	0	0	0	0	0	0	0	0
18.4 Reduction by compromise.....									0	0
18.5 Amount rejected.....									0	0
18.6 Total settlements.....	0	0	0	0	0	0	0	0	0	0
19. Unpaid Dec. 31, current year (Lines 16 + 17 - 18.6).....	0	0	0	0	0	0	0	0	0	0
POLICY EXHIBIT					No. of Pol.					
20. In force December 31, prior year.....				(a).....					0	0
21. Issued during year.....									0	0
22. Other changes to in force (Net).....									0	0
23. In force December 31 of current year.....	0	0	0	(a).....0	0	0	0	0	0	0

NONE

(a) Includes Individual Credit Life Insurance, prior year \$.....0 current year \$.....0.  
Includes Group Credit Life Insurance Loans less than or equal to 60 months at issue, prior year \$.....0 current year \$.....0.  
Loans greater than 60 months at issue BUT NOT GREATER THAN 120 MONTHS, prior year \$.....0 current year \$.....0.

ACCIDENT AND HEALTH INSURANCE

	1	2	3	4	5
	Direct Premiums	Direct Premiums Earned	Dividends Paid Or Credited on Direct Business	Direct Losses Paid	Direct Losses Incurred
24. Group policies (b).....					
24.1 Federal Employee Health Benefits Plan premium (b).....					
24.2 Credit (group and individual).....					
24.3 Collectively renewable policies (b).....					
24.4 Medicare Title XVIII exempt from state taxes or fees.....					
Other Individual Policies:					
25.1 Non-cancelable (b).....					
25.2 Guaranteed renewable (b).....					
25.3 Non-renewable for stated reasons only (b).....					
25.4 Other accident only.....					
25.5 All other (b).....					
25.6 Totals (Sum of Lines 25.1 to 25.5).....	0	0	0	0	0
26. Totals (Lines 24 + 24.1 + 24.2 + 24.3 + 24.4 + 25.6).....	0	0	0	0	0

NONE

(b) For health business on indicated lines report: Number of persons insured under PPO managed products.....0 and number of persons insured under indemnity only products.....0.

HARLEYSVILLE LIFE INSURANCE COMPANY



DIRECT BUSINESS IN Other Alien # 21 DURING THE YEAR  
NAIC Group Code....0140 NAIC Company Code....64327

LIFE INSURANCE

	1	2	3	4	5
	Ordinary	Credit Life (Group and Individual)	Group	Industrial	Total
DIRECT PREMIUMS AND ANNUITY CONSIDERATIONS					
1. Life insurance.....					0
2. Annuity considerations.....					0
3. Deposit-type contract funds.....		XXX		XXX	0
4. Other considerations.....					0
5. Totals (Sum of Lines 1 to 4).....	0	0	0	0	0
DIRECT DIVIDENDS TO POLICYHOLDERS					
Life insurance:					
6.1 Paid in cash or left on deposit.....					0
6.2 Applied to pay renewal premiums.....					0
6.3 Applied to provide paid-up additions or shorten the endowment or premium-paying period.....					0
6.4 Other.....					0
6.5 Totals (Sum of Lines 6.1 to 6.4).....	0	0	0	0	0
Annuities:					
7.1 Paid in cash or left on deposit.....					0
7.2 Applied to provide paid-up annuities.....					0
7.3 Other.....					0
7.4 Totals (Sum of Lines 7.1 to 7.3).....	0	0	0	0	0
8. Grand Totals (Lines 6.5 + 7.4).....	0	0	0	0	0
DIRECT CLAIMS AND BENEFITS PAID					
9. Death benefits.....					0
10. Matured endowments.....					0
11. Annuity benefits.....					0
12. Surrender values and withdrawals for life contracts.....					0
13. Aggregate write-ins for miscellaneous direct claims and benefits paid.....	0	0	0	0	0
14. All other benefits, except accident and health.....					0
15. Totals.....	0	0	0	0	0

NONE

DETAILS OF WRITE-INS					
1301. ....					0
1302. ....					0
1303. ....					0
1398. Summary of remaining write-ins for Line 13 from overflow page.....	0	0	0	0	0
1399. Total (Lines 1301 through 1303 plus 1398)(Line 13 above).....	0	0	0	0	0

	Ordinary		Credit Life (Group and Individual)		Group		Industrial		Total	
	1	2	3	4	5	6	7	8	9	10
	No.	Amount	No. of Ind. Pols. & Gr. Certifs.	Amount	No. of Certifs.	Amount	No.	Amount	No.	Amount
DIRECT DEATH BENEFITS AND MATURED ENDOWMENTS INCURRED										
16. Unpaid December 31, prior year.....									0	0
17. Incurred during current year.....									0	0
Settled during current year:										
18.1 By payment in full.....									0	0
18.2 By payment on compromised claims.....									0	0
18.3 Totals paid.....	0	0	0	0	0	0	0	0	0	0
18.4 Reduction by compromise.....									0	0
18.5 Amount rejected.....									0	0
18.6 Total settlements.....	0	0	0	0	0	0	0	0	0	0
19. Unpaid Dec. 31, current year (Lines 16 + 17 - 18.6).....	0	0	0	0	0	0	0	0	0	0
POLICY EXHIBIT					No. of Pol.					
20. In force December 31, prior year.....				(a).....					0	0
21. Issued during year.....									0	0
22. Other changes to in force (Net).....									0	0
23. In force December 31 of current year.....	0	0	0	(a).....	0	0	0	0	0	0

NONE

(a) Includes Individual Credit Life Insurance, prior year \$.....0 current year \$.....0.  
Includes Group Credit Life Insurance Loans less than or equal to 60 months at issue, prior year \$.....0 current year \$.....0.  
Loans greater than 60 months at issue BUT NOT GREATER THAN 120 MONTHS, prior year \$.....0 current year \$.....0.

ACCIDENT AND HEALTH INSURANCE

	1	2	3	4	5
	Direct Premiums	Direct Premiums Earned	Dividends Paid Or Credited on Direct Business	Direct Losses Paid	Direct Losses Incurred
24. Group policies (b).....					
24.1 Federal Employee Health Benefits Plan premium (b).....					
24.2 Credit (group and individual).....					
24.3 Collectively renewable policies (b).....					
24.4 Medicare Title XVIII exempt from state taxes or fees.....					
Other Individual Policies:					
25.1 Non-cancelable (b).....					
25.2 Guaranteed renewable (b).....					
25.3 Non-renewable for stated reasons only (b).....					
25.4 Other accident only.....					
25.5 All other (b).....					
25.6 Totals (Sum of Lines 25.1 to 25.5).....	0	0	0	0	0
26. Totals (Lines 24 + 24.1 + 24.2 + 24.3 + 24.4 + 25.6).....	0	0	0	0	0

NONE

(b) For health business on indicated lines report: Number of persons insured under PPO managed products.....0 and number of persons insured under indemnity only products.....0.



DIRECT BUSINESS IN Other Alien # 22 DURING THE YEAR  
NAIC Group Code....0140 NAIC Company Code....64327

LIFE INSURANCE

	1	2	3	4	5
	Ordinary	Credit Life (Group and Individual)	Group	Industrial	Total
DIRECT PREMIUMS AND ANNUITY CONSIDERATIONS					
1. Life insurance.....					0
2. Annuity considerations.....					0
3. Deposit-type contract funds.....		XXX		XXX	0
4. Other considerations.....					0
5. Totals (Sum of Lines 1 to 4).....	0	0	0	0	0
DIRECT DIVIDENDS TO POLICYHOLDERS					
Life insurance:					
6.1 Paid in cash or left on deposit.....					0
6.2 Applied to pay renewal premiums.....					0
6.3 Applied to provide paid-up additions or shorten the endowment or premium-paying period.....					0
6.4 Other.....					0
6.5 Totals (Sum of Lines 6.1 to 6.4).....	0	0	0	0	0
Annuities:					
7.1 Paid in cash or left on deposit.....					0
7.2 Applied to provide paid-up annuities.....					0
7.3 Other.....					0
7.4 Totals (Sum of Lines 7.1 to 7.3).....	0	0	0	0	0
8. Grand Totals (Lines 6.5 + 7.4).....	0	0	0	0	0
DIRECT CLAIMS AND BENEFITS PAID					
9. Death benefits.....					0
10. Matured endowments.....					0
11. Annuity benefits.....					0
12. Surrender values and withdrawals for life contracts.....					0
13. Aggregate write-ins for miscellaneous direct claims and benefits paid.....	0	0	0	0	0
14. All other benefits, except accident and health.....					0
15. Totals.....	0	0	0	0	0

NONE

DETAILS OF WRITE-INS					
1301. ....					0
1302. ....					0
1303. ....					0
1398. Summary of remaining write-ins for Line 13 from overflow page.....	0	0	0	0	0
1399. Total (Lines 1301 through 1303 plus 1398)(Line 13 above).....	0	0	0	0	0

	Ordinary		Credit Life (Group and Individual)		Group		Industrial		Total	
	1	2	3	4	5	6	7	8	9	10
	No.	Amount	No. of Ind. Pols. & Gr. Certifs.	Amount	No. of Certifs.	Amount	No.	Amount	No.	Amount
DIRECT DEATH BENEFITS AND MATURED ENDOWMENTS INCURRED										
16. Unpaid December 31, prior year.....									0	0
17. Incurred during current year.....									0	0
Settled during current year:										
18.1 By payment in full.....									0	0
18.2 By payment on compromised claims.....									0	0
18.3 Totals paid.....	0	0	0	0	0	0	0	0	0	0
18.4 Reduction by compromise.....									0	0
18.5 Amount rejected.....									0	0
18.6 Total settlements.....	0	0	0	0	0	0	0	0	0	0
19. Unpaid Dec. 31, current year (Lines 16 + 17 - 18.6).....	0	0	0	0	0	0	0	0	0	0
POLICY EXHIBIT					No. of Pol.					
20. In force December 31, prior year.....				(a).....					0	0
21. Issued during year.....									0	0
22. Other changes to in force (Net).....									0	0
23. In force December 31 of current year.....	0	0	0	(a).....	0	0	0	0	0	0

NONE

(a) Includes Individual Credit Life Insurance, prior year \$.....0 current year \$.....0.  
Includes Group Credit Life Insurance Loans less than or equal to 60 months at issue, prior year \$.....0 current year \$.....0.  
Loans greater than 60 months at issue BUT NOT GREATER THAN 120 MONTHS, prior year \$.....0 current year \$.....0.

ACCIDENT AND HEALTH INSURANCE

	1	2	3	4	5
	Direct Premiums	Direct Premiums Earned	Dividends Paid Or Credited on Direct Business	Direct Losses Paid	Direct Losses Incurred
24. Group policies (b).....					
24.1 Federal Employee Health Benefits Plan premium (b).....					
24.2 Credit (group and individual).....					
24.3 Collectively renewable policies (b).....					
24.4 Medicare Title XVIII exempt from state taxes or fees.....					
Other Individual Policies:					
25.1 Non-cancelable (b).....					
25.2 Guaranteed renewable (b).....					
25.3 Non-renewable for stated reasons only (b).....					
25.4 Other accident only.....					
25.5 All other (b).....					
25.6 Totals (Sum of Lines 25.1 to 25.5).....	0	0	0	0	0
26. Totals (Lines 24 + 24.1 + 24.2 + 24.3 + 24.4 + 25.6).....	0	0	0	0	0

NONE

(b) For health business on indicated lines report: Number of persons insured under PPO managed products.....0 and number of persons insured under indemnity only products.....0.

HARLEYSVILLE LIFE INSURANCE COMPANY



DIRECT BUSINESS IN Other Alien # 23 DURING THE YEAR  
NAIC Group Code....0140 NAIC Company Code....64327

LIFE INSURANCE

	1	2	3	4	5
	Ordinary	Credit Life (Group and Individual)	Group	Industrial	Total
DIRECT PREMIUMS AND ANNUITY CONSIDERATIONS					
1. Life insurance.....					0
2. Annuity considerations.....					0
3. Deposit-type contract funds.....		XXX		XXX	0
4. Other considerations.....					0
5. Totals (Sum of Lines 1 to 4).....	0	0	0	0	0
DIRECT DIVIDENDS TO POLICYHOLDERS					
Life insurance:					
6.1 Paid in cash or left on deposit.....					0
6.2 Applied to pay renewal premiums.....					0
6.3 Applied to provide paid-up additions or shorten the endowment or premium-paying period.....					0
6.4 Other.....					0
6.5 Totals (Sum of Lines 6.1 to 6.4).....	0	0	0	0	0
Annuities:					
7.1 Paid in cash or left on deposit.....					0
7.2 Applied to provide paid-up annuities.....					0
7.3 Other.....					0
7.4 Totals (Sum of Lines 7.1 to 7.3).....	0	0	0	0	0
8. Grand Totals (Lines 6.5 + 7.4).....	0	0	0	0	0
DIRECT CLAIMS AND BENEFITS PAID					
9. Death benefits.....					0
10. Matured endowments.....					0
11. Annuity benefits.....					0
12. Surrender values and withdrawals for life contracts.....					0
13. Aggregate write-ins for miscellaneous direct claims and benefits paid.....	0	0	0	0	0
14. All other benefits, except accident and health.....					0
15. Totals.....	0	0	0	0	0

NONE

DETAILS OF WRITE-INS					
1301. ....					0
1302. ....					0
1303. ....					0
1398. Summary of remaining write-ins for Line 13 from overflow page.....	0	0	0	0	0
1399. Total (Lines 1301 through 1303 plus 1398)(Line 13 above).....	0	0	0	0	0

	Ordinary		Credit Life (Group and Individual)		Group		Industrial		Total	
	1	2	3	4	5	6	7	8	9	10
	No.	Amount	No. of Ind. Pols. & Gr. Certifs.	Amount	No. of Certifs.	Amount	No.	Amount	No.	Amount
DIRECT DEATH BENEFITS AND MATURED ENDOWMENTS INCURRED										
16. Unpaid December 31, prior year.....									0	0
17. Incurred during current year.....									0	0
Settled during current year:										
18.1 By payment in full.....									0	0
18.2 By payment on compromised claims.....									0	0
18.3 Totals paid.....	0	0	0	0	0	0	0	0	0	0
18.4 Reduction by compromise.....									0	0
18.5 Amount rejected.....									0	0
18.6 Total settlements.....	0	0	0	0	0	0	0	0	0	0
19. Unpaid Dec. 31, current year (Lines 16 + 17 - 18.6).....	0	0	0	0	0	0	0	0	0	0
POLICY EXHIBIT					No. of Pol.					
20. In force December 31, prior year.....				(a).....					0	0
21. Issued during year.....									0	0
22. Other changes to in force (Net).....									0	0
23. In force December 31 of current year.....	0	0	0	(a).....	0	0	0	0	0	0

NONE

(a) Includes Individual Credit Life Insurance, prior year \$.....0 current year \$.....0.  
Includes Group Credit Life Insurance Loans less than or equal to 60 months at issue, prior year \$.....0 current year \$.....0.  
Loans greater than 60 months at issue BUT NOT GREATER THAN 120 MONTHS, prior year \$.....0 current year \$.....0.

ACCIDENT AND HEALTH INSURANCE

	1	2	3	4	5
	Direct Premiums	Direct Premiums Earned	Dividends Paid Or Credited on Direct Business	Direct Losses Paid	Direct Losses Incurred
24. Group policies (b).....					
24.1 Federal Employee Health Benefits Plan premium (b).....					
24.2 Credit (group and individual).....					
24.3 Collectively renewable policies (b).....					
24.4 Medicare Title XVIII exempt from state taxes or fees.....					
Other Individual Policies:					
25.1 Non-cancelable (b).....					
25.2 Guaranteed renewable (b).....					
25.3 Non-renewable for stated reasons only (b).....					
25.4 Other accident only.....					
25.5 All other (b).....					
25.6 Totals (Sum of Lines 25.1 to 25.5).....	0	0	0	0	0
26. Totals (Lines 24 + 24.1 + 24.2 + 24.3 + 24.4 + 25.6).....	0	0	0	0	0

NONE

(b) For health business on indicated lines report: Number of persons insured under PPO managed products.....0 and number of persons insured under indemnity only products.....0.



HARLEYSVILLE LIFE INSURANCE COMPANY



DIRECT BUSINESS IN Other Alien # 24 DURING THE YEAR  
NAIC Group Code.....0140 NAIC Company Code.....64327

LIFE INSURANCE

	1	2	3	4	5
	Ordinary	Credit Life (Group and Individual)	Group	Industrial	Total
DIRECT PREMIUMS AND ANNUITY CONSIDERATIONS					
1. Life insurance.....					0
2. Annuity considerations.....					0
3. Deposit-type contract funds.....		XXX		XXX	0
4. Other considerations.....					0
5. Totals (Sum of Lines 1 to 4).....	0	0	0	0	0
DIRECT DIVIDENDS TO POLICYHOLDERS					
Life insurance:					
6.1 Paid in cash or left on deposit.....					0
6.2 Applied to pay renewal premiums.....					0
6.3 Applied to provide paid-up additions or shorten the endowment or premium-paying period.....					0
6.4 Other.....					0
6.5 Totals (Sum of Lines 6.1 to 6.4).....	0	0	0	0	0
Annuities:					
7.1 Paid in cash or left on deposit.....					0
7.2 Applied to provide paid-up annuities.....					0
7.3 Other.....					0
7.4 Totals (Sum of Lines 7.1 to 7.3).....	0	0	0	0	0
8. Grand Totals (Lines 6.5 + 7.4).....	0	0	0	0	0
DIRECT CLAIMS AND BENEFITS PAID					
9. Death benefits.....					0
10. Matured endowments.....					0
11. Annuity benefits.....					0
12. Surrender values and withdrawals for life contracts.....					0
13. Aggregate write-ins for miscellaneous direct claims and benefits paid.....	0	0	0	0	0
14. All other benefits, except accident and health.....					0
15. Totals.....	0	0	0	0	0

NONE

DETAILS OF WRITE-INS					
1301. ....					0
1302. ....					0
1303. ....					0
1398. Summary of remaining write-ins for Line 13 from overflow page.....	0	0	0	0	0
1399. Total (Lines 1301 through 1303 plus 1398)(Line 13 above).....	0	0	0	0	0

	Ordinary		Credit Life (Group and Individual)		Group		Industrial		Total	
	1	2	3	4	5	6	7	8	9	10
	No.	Amount	No. of Ind. Pols. & Gr. Certifs.	Amount	No. of Certifs.	Amount	No.	Amount	No.	Amount
DIRECT DEATH BENEFITS AND MATURED ENDOWMENTS INCURRED										
16. Unpaid December 31, prior year.....									0	0
17. Incurred during current year.....									0	0
Settled during current year:										
18.1 By payment in full.....									0	0
18.2 By payment on compromised claims.....									0	0
18.3 Totals paid.....	0	0	0	0	0	0	0	0	0	0
18.4 Reduction by compromise.....									0	0
18.5 Amount rejected.....									0	0
18.6 Total settlements.....	0	0	0	0	0	0	0	0	0	0
19. Unpaid Dec. 31, current year (Lines 16 + 17 - 18.6).....	0	0	0	0	0	0	0	0	0	0
POLICY EXHIBIT					No. of Pol.					
20. In force December 31, prior year.....				(a).....					0	0
21. Issued during year.....									0	0
22. Other changes to in force (Net).....									0	0
23. In force December 31 of current year.....	0	0	0	(a).....	0	0	0	0	0	0

NONE

(a) Includes Individual Credit Life Insurance, prior year \$.....0 current year \$.....0.  
Includes Group Credit Life Insurance Loans less than or equal to 60 months at issue, prior year \$.....0 current year \$.....0.  
Loans greater than 60 months at issue BUT NOT GREATER THAN 120 MONTHS, prior year \$.....0 current year \$.....0.

ACCIDENT AND HEALTH INSURANCE

	1	2	3	4	5
	Direct Premiums	Direct Premiums Earned	Dividends Paid Or Credited on Direct Business	Direct Losses Paid	Direct Losses Incurred
24. Group policies (b).....					
24.1 Federal Employee Health Benefits Plan premium (b).....					
24.2 Credit (group and individual).....					
24.3 Collectively renewable policies (b).....					
24.4 Medicare Title XVIII exempt from state taxes or fees.....					
Other Individual Policies:					
25.1 Non-cancelable (b).....					
25.2 Guaranteed renewable (b).....					
25.3 Non-renewable for stated reasons only (b).....					
25.4 Other accident only.....					
25.5 All other (b).....					
25.6 Totals (Sum of Lines 25.1 to 25.5).....	0	0	0	0	0
26. Totals (Lines 24 + 24.1 + 24.2 + 24.3 + 24.4 + 25.6).....	0	0	0	0	0

NONE

(b) For health business on indicated lines report: Number of persons insured under PPO managed products.....0 and number of persons insured under indemnity only products.....0.

HARLEYSVILLE LIFE INSURANCE COMPANY



DIRECT BUSINESS IN Other Alien # 25 DURING THE YEAR  
NAIC Group Code....0140 NAIC Company Code....64327

LIFE INSURANCE

	1	2	3	4	5
	Ordinary	Credit Life (Group and Individual)	Group	Industrial	Total
DIRECT PREMIUMS AND ANNUITY CONSIDERATIONS					
1. Life insurance.....					0
2. Annuity considerations.....					0
3. Deposit-type contract funds.....		XXX		XXX	0
4. Other considerations.....					0
5. Totals (Sum of Lines 1 to 4).....	0	0	0	0	0
DIRECT DIVIDENDS TO POLICYHOLDERS					
Life insurance:					
6.1 Paid in cash or left on deposit.....					0
6.2 Applied to pay renewal premiums.....					0
6.3 Applied to provide paid-up additions or shorten the endowment or premium-paying period.....					0
6.4 Other.....					0
6.5 Totals (Sum of Lines 6.1 to 6.4).....	0	0	0	0	0
Annuities:					
7.1 Paid in cash or left on deposit.....					0
7.2 Applied to provide paid-up annuities.....					0
7.3 Other.....					0
7.4 Totals (Sum of Lines 7.1 to 7.3).....	0	0	0	0	0
8. Grand Totals (Lines 6.5 + 7.4).....	0	0	0	0	0
DIRECT CLAIMS AND BENEFITS PAID					
9. Death benefits.....					0
10. Matured endowments.....					0
11. Annuity benefits.....					0
12. Surrender values and withdrawals for life contracts.....					0
13. Aggregate write-ins for miscellaneous direct claims and benefits paid.....	0	0	0	0	0
14. All other benefits, except accident and health.....					0
15. Totals.....	0	0	0	0	0

NONE

DETAILS OF WRITE-INS					
1301. ....					0
1302. ....					0
1303. ....					0
1398. Summary of remaining write-ins for Line 13 from overflow page.....	0	0	0	0	0
1399. Total (Lines 1301 through 1303 plus 1398)(Line 13 above).....	0	0	0	0	0

	Ordinary		Credit Life (Group and Individual)		Group		Industrial		Total	
	1	2	3	4	5	6	7	8	9	10
	No.	Amount	No. of Ind. Pols. & Gr. Certifs.	Amount	No. of Certifs.	Amount	No.	Amount	No.	Amount
DIRECT DEATH BENEFITS AND MATURED ENDOWMENTS INCURRED										
16. Unpaid December 31, prior year.....									0	0
17. Incurred during current year.....									0	0
Settled during current year:										
18.1 By payment in full.....									0	0
18.2 By payment on compromised claims.....									0	0
18.3 Totals paid.....	0	0	0	0	0	0	0	0	0	0
18.4 Reduction by compromise.....									0	0
18.5 Amount rejected.....									0	0
18.6 Total settlements.....	0	0	0	0	0	0	0	0	0	0
19. Unpaid Dec. 31, current year (Lines 16 + 17 - 18.6).....	0	0	0	0	0	0	0	0	0	0
POLICY EXHIBIT					No. of Pol.					
20. In force December 31, prior year.....				(a).....					0	0
21. Issued during year.....									0	0
22. Other changes to in force (Net).....									0	0
23. In force December 31 of current year.....	0	0	0	(a).....	0	0	0	0	0	0

NONE

(a) Includes Individual Credit Life Insurance, prior year \$.....0 current year \$.....0.  
Includes Group Credit Life Insurance Loans less than or equal to 60 months at issue, prior year \$.....0 current year \$.....0.  
Loans greater than 60 months at issue BUT NOT GREATER THAN 120 MONTHS, prior year \$.....0 current year \$.....0.

ACCIDENT AND HEALTH INSURANCE

	1	2	3	4	5
	Direct Premiums	Direct Premiums Earned	Dividends Paid Or Credited on Direct Business	Direct Losses Paid	Direct Losses Incurred
24. Group policies (b).....					
24.1 Federal Employee Health Benefits Plan premium (b).....					
24.2 Credit (group and individual).....					
24.3 Collectively renewable policies (b).....					
24.4 Medicare Title XVIII exempt from state taxes or fees.....					
Other Individual Policies:					
25.1 Non-cancelable (b).....					
25.2 Guaranteed renewable (b).....					
25.3 Non-renewable for stated reasons only (b).....					
25.4 Other accident only.....					
25.5 All other (b).....					
25.6 Totals (Sum of Lines 25.1 to 25.5).....	0	0	0	0	0
26. Totals (Lines 24 + 24.1 + 24.2 + 24.3 + 24.4 + 25.6).....	0	0	0	0	0

NONE

(b) For health business on indicated lines report: Number of persons insured under PPO managed products.....0 and number of persons insured under indemnity only products.....0.

HARLEYSVILLE LIFE INSURANCE COMPANY



DIRECT BUSINESS IN Other Alien # 26 DURING THE YEAR  
NAIC Group Code....0140 NAIC Company Code....64327

LIFE INSURANCE

	1	2	3	4	5
	Ordinary	Credit Life (Group and Individual)	Group	Industrial	Total
DIRECT PREMIUMS AND ANNUITY CONSIDERATIONS					
1. Life insurance.....					0
2. Annuity considerations.....					0
3. Deposit-type contract funds.....		XXX		XXX	0
4. Other considerations.....					0
5. Totals (Sum of Lines 1 to 4).....	0	0	0	0	0
DIRECT DIVIDENDS TO POLICYHOLDERS					
Life insurance:					
6.1 Paid in cash or left on deposit.....					0
6.2 Applied to pay renewal premiums.....					0
6.3 Applied to provide paid-up additions or shorten the endowment or premium-paying period.....					0
6.4 Other.....					0
6.5 Totals (Sum of Lines 6.1 to 6.4).....	0	0	0	0	0
Annuities:					
7.1 Paid in cash or left on deposit.....					0
7.2 Applied to provide paid-up annuities.....					0
7.3 Other.....					0
7.4 Totals (Sum of Lines 7.1 to 7.3).....	0	0	0	0	0
8. Grand Totals (Lines 6.5 + 7.4).....	0	0	0	0	0
DIRECT CLAIMS AND BENEFITS PAID					
9. Death benefits.....					0
10. Matured endowments.....					0
11. Annuity benefits.....					0
12. Surrender values and withdrawals for life contracts.....					0
13. Aggregate write-ins for miscellaneous direct claims and benefits paid.....	0	0	0	0	0
14. All other benefits, except accident and health.....					0
15. Totals.....	0	0	0	0	0

NONE

DETAILS OF WRITE-INS					
1301. ....					0
1302. ....					0
1303. ....					0
1398. Summary of remaining write-ins for Line 13 from overflow page.....	0	0	0	0	0
1399. Total (Lines 1301 through 1303 plus 1398)(Line 13 above).....	0	0	0	0	0

	Ordinary		Credit Life (Group and Individual)		Group		Industrial		Total	
	1	2	3	4	5	6	7	8	9	10
	No.	Amount	No. of Ind. Pols. & Gr. Certifs.	Amount	No. of Certifs.	Amount	No.	Amount	No.	Amount
DIRECT DEATH BENEFITS AND MATURED ENDOWMENTS INCURRED										
16. Unpaid December 31, prior year.....									0	0
17. Incurred during current year.....									0	0
Settled during current year:										
18.1 By payment in full.....									0	0
18.2 By payment on compromised claims.....									0	0
18.3 Totals paid.....	0	0	0	0	0	0	0	0	0	0
18.4 Reduction by compromise.....									0	0
18.5 Amount rejected.....									0	0
18.6 Total settlements.....	0	0	0	0	0	0	0	0	0	0
19. Unpaid Dec. 31, current year (Lines 16 + 17 - 18.6).....	0	0	0	0	0	0	0	0	0	0
POLICY EXHIBIT					No. of Pol.					
20. In force December 31, prior year.....				(a).....					0	0
21. Issued during year.....									0	0
22. Other changes to in force (Net).....									0	0
23. In force December 31 of current year.....	0	0	0	(a).....	0	0	0	0	0	0

NONE

(a) Includes Individual Credit Life Insurance, prior year \$.....0 current year \$.....0.  
Includes Group Credit Life Insurance Loans less than or equal to 60 months at issue, prior year \$.....0 current year \$.....0.  
Loans greater than 60 months at issue BUT NOT GREATER THAN 120 MONTHS, prior year \$.....0 current year \$.....0.

ACCIDENT AND HEALTH INSURANCE

	1	2	3	4	5
	Direct Premiums	Direct Premiums Earned	Dividends Paid Or Credited on Direct Business	Direct Losses Paid	Direct Losses Incurred
24. Group policies (b).....					
24.1 Federal Employee Health Benefits Plan premium (b).....					
24.2 Credit (group and individual).....					
24.3 Collectively renewable policies (b).....					
24.4 Medicare Title XVIII exempt from state taxes or fees.....					
Other Individual Policies:					
25.1 Non-cancelable (b).....					
25.2 Guaranteed renewable (b).....					
25.3 Non-renewable for stated reasons only (b).....					
25.4 Other accident only.....					
25.5 All other (b).....					
25.6 Totals (Sum of Lines 25.1 to 25.5).....	0	0	0	0	0
26. Totals (Lines 24 + 24.1 + 24.2 + 24.3 + 24.4 + 25.6).....	0	0	0	0	0

NONE

(b) For health business on indicated lines report: Number of persons insured under PPO managed products.....0 and number of persons insured under indemnity only products.....0.

HARLEYSVILLE LIFE INSURANCE COMPANY



DIRECT BUSINESS IN Other Alien # 27 DURING THE YEAR  
NAIC Group Code....0140 NAIC Company Code....64327

LIFE INSURANCE

	1	2	3	4	5
	Ordinary	Credit Life (Group and Individual)	Group	Industrial	Total
DIRECT PREMIUMS AND ANNUITY CONSIDERATIONS					
1. Life insurance.....					0
2. Annuity considerations.....					0
3. Deposit-type contract funds.....		XXX		XXX	0
4. Other considerations.....					0
5. Totals (Sum of Lines 1 to 4).....	0	0	0	0	0
DIRECT DIVIDENDS TO POLICYHOLDERS					
Life insurance:					
6.1 Paid in cash or left on deposit.....					0
6.2 Applied to pay renewal premiums.....					0
6.3 Applied to provide paid-up additions or shorten the endowment or premium-paying period.....					0
6.4 Other.....					0
6.5 Totals (Sum of Lines 6.1 to 6.4).....	0	0	0	0	0
Annuities:					
7.1 Paid in cash or left on deposit.....					0
7.2 Applied to provide paid-up annuities.....					0
7.3 Other.....					0
7.4 Totals (Sum of Lines 7.1 to 7.3).....	0	0	0	0	0
8. Grand Totals (Lines 6.5 + 7.4).....	0	0	0	0	0
DIRECT CLAIMS AND BENEFITS PAID					
9. Death benefits.....					0
10. Matured endowments.....					0
11. Annuity benefits.....					0
12. Surrender values and withdrawals for life contracts.....					0
13. Aggregate write-ins for miscellaneous direct claims and benefits paid.....	0	0	0	0	0
14. All other benefits, except accident and health.....					0
15. Totals.....	0	0	0	0	0

DETAILS OF WRITE-INS					
1301. ....					0
1302. ....					0
1303. ....					0
1398. Summary of remaining write-ins for Line 13 from overflow page.....	0	0	0	0	0
1399. Total (Lines 1301 through 1303 plus 1398)(Line 13 above).....	0	0	0	0	0

	Ordinary		Credit Life (Group and Individual)		Group		Industrial		Total	
	1	2	3	4	5	6	7	8	9	10
	No.	Amount	No. of Ind. Pols. & Gr. Certifs.	Amount	No. of Certifs.	Amount	No.	Amount	No.	Amount
DIRECT DEATH BENEFITS AND MATURED ENDOWMENTS INCURRED										
16. Unpaid December 31, prior year.....									0	0
17. Incurred during current year.....									0	0
Settled during current year:										
18.1 By payment in full.....									0	0
18.2 By payment on compromised claims.....									0	0
18.3 Totals paid.....	0	0	0	0	0	0	0	0	0	0
18.4 Reduction by compromise.....									0	0
18.5 Amount rejected.....									0	0
18.6 Total settlements.....	0	0	0	0	0	0	0	0	0	0
19. Unpaid Dec. 31, current year (Lines 16 + 17 - 18.6).....	0	0	0	0	0	0	0	0	0	0
POLICY EXHIBIT					No. of Pol.					
20. In force December 31, prior year.....				(a).....					0	0
21. Issued during year.....									0	0
22. Other changes to in force (Net).....									0	0
23. In force December 31 of current year.....	0	0	0	(a).....	0	0	0	0	0	0

(a) Includes Individual Credit Life Insurance, prior year \$.....0 current year \$.....0.  
Includes Group Credit Life Insurance Loans less than or equal to 60 months at issue, prior year \$.....0 current year \$.....0.  
Loans greater than 60 months at issue BUT NOT GREATER THAN 120 MONTHS, prior year \$.....0 current year \$.....0.

ACCIDENT AND HEALTH INSURANCE

	1	2	3	4	5
	Direct Premiums	Direct Premiums Earned	Dividends Paid Or Credited on Direct Business	Direct Losses Paid	Direct Losses Incurred
24. Group policies (b).....					
24.1 Federal Employee Health Benefits Plan premium (b).....					
24.2 Credit (group and individual).....					
24.3 Collectively renewable policies (b).....					
24.4 Medicare Title XVIII exempt from state taxes or fees.....					
Other Individual Policies:					
25.1 Non-cancelable (b).....					
25.2 Guaranteed renewable (b).....					
25.3 Non-renewable for stated reasons only (b).....					
25.4 Other accident only.....					
25.5 All other (b).....					
25.6 Totals (Sum of Lines 25.1 to 25.5).....	0	0	0	0	0
26. Totals (Lines 24 + 24.1 + 24.2 + 24.3 + 24.4 + 25.6).....	0	0	0	0	0

(b) For health business on indicated lines report: Number of persons insured under PPO managed products.....0 and number of persons insured under indemnity only products.....0.



DIRECT BUSINESS IN Other Alien # 28 DURING THE YEAR  
NAIC Group Code....0140 NAIC Company Code....64327

LIFE INSURANCE

	1	2	3	4	5
	Ordinary	Credit Life (Group and Individual)	Group	Industrial	Total
DIRECT PREMIUMS AND ANNUITY CONSIDERATIONS					
1. Life insurance.....					0
2. Annuity considerations.....					0
3. Deposit-type contract funds.....		XXX		XXX	0
4. Other considerations.....					0
5. Totals (Sum of Lines 1 to 4).....	0	0	0	0	0
DIRECT DIVIDENDS TO POLICYHOLDERS					
Life insurance:					
6.1 Paid in cash or left on deposit.....					0
6.2 Applied to pay renewal premiums.....					0
6.3 Applied to provide paid-up additions or shorten the endowment or premium-paying period.....					0
6.4 Other.....					0
6.5 Totals (Sum of Lines 6.1 to 6.4).....	0	0	0	0	0
Annuities:					
7.1 Paid in cash or left on deposit.....					0
7.2 Applied to provide paid-up annuities.....					0
7.3 Other.....					0
7.4 Totals (Sum of Lines 7.1 to 7.3).....	0	0	0	0	0
8. Grand Totals (Lines 6.5 + 7.4).....	0	0	0	0	0
DIRECT CLAIMS AND BENEFITS PAID					
9. Death benefits.....					0
10. Matured endowments.....					0
11. Annuity benefits.....					0
12. Surrender values and withdrawals for life contracts.....					0
13. Aggregate write-ins for miscellaneous direct claims and benefits paid.....	0	0	0	0	0
14. All other benefits, except accident and health.....					0
15. Totals.....	0	0	0	0	0

NONE

DETAILS OF WRITE-INS					
1301. ....					0
1302. ....					0
1303. ....					0
1398. Summary of remaining write-ins for Line 13 from overflow page.....	0	0	0	0	0
1399. Total (Lines 1301 through 1303 plus 1398)(Line 13 above).....	0	0	0	0	0

	Ordinary		Credit Life (Group and Individual)		Group		Industrial		Total	
	1	2	3	4	5	6	7	8	9	10
	No.	Amount	No. of Ind. Pols. & Gr. Certifs.	Amount	No. of Certifs.	Amount	No.	Amount	No.	Amount
DIRECT DEATH BENEFITS AND MATURED ENDOWMENTS INCURRED										
16. Unpaid December 31, prior year.....									0	0
17. Incurred during current year.....									0	0
Settled during current year:										
18.1 By payment in full.....									0	0
18.2 By payment on compromised claims.....									0	0
18.3 Totals paid.....	0	0	0	0	0	0	0	0	0	0
18.4 Reduction by compromise.....									0	0
18.5 Amount rejected.....									0	0
18.6 Total settlements.....	0	0	0	0	0	0	0	0	0	0
19. Unpaid Dec. 31, current year (Lines 16 + 17 - 18.6).....	0	0	0	0	0	0	0	0	0	0
POLICY EXHIBIT					No. of Pol.					
20. In force December 31, prior year.....				(a).....					0	0
21. Issued during year.....									0	0
22. Other changes to in force (Net).....									0	0
23. In force December 31 of current year.....	0	0	0	(a).....	0	0	0	0	0	0

NONE

(a) Includes Individual Credit Life Insurance, prior year \$.....0 current year \$.....0.  
Includes Group Credit Life Insurance Loans less than or equal to 60 months at issue, prior year \$.....0 current year \$.....0.  
Loans greater than 60 months at issue BUT NOT GREATER THAN 120 MONTHS, prior year \$.....0 current year \$.....0.

ACCIDENT AND HEALTH INSURANCE

	1	2	3	4	5
	Direct Premiums	Direct Premiums Earned	Dividends Paid Or Credited on Direct Business	Direct Losses Paid	Direct Losses Incurred
24. Group policies (b).....					
24.1 Federal Employee Health Benefits Plan premium (b).....					
24.2 Credit (group and individual).....					
24.3 Collectively renewable policies (b).....					
24.4 Medicare Title XVIII exempt from state taxes or fees.....					
Other Individual Policies:					
25.1 Non-cancelable (b).....					
25.2 Guaranteed renewable (b).....					
25.3 Non-renewable for stated reasons only (b).....					
25.4 Other accident only.....					
25.5 All other (b).....					
25.6 Totals (Sum of Lines 25.1 to 25.5).....	0	0	0	0	0
26. Totals (Lines 24 + 24.1 + 24.2 + 24.3 + 24.4 + 25.6).....	0	0	0	0	0

NONE

(b) For health business on indicated lines report: Number of persons insured under PPO managed products.....0 and number of persons insured under indemnity only products.....0.



DIRECT BUSINESS IN Other Alien # 29 DURING THE YEAR  
NAIC Group Code.....0140 NAIC Company Code.....64327

LIFE INSURANCE

	1	2	3	4	5
	Ordinary	Credit Life (Group and Individual)	Group	Industrial	Total
DIRECT PREMIUMS AND ANNUITY CONSIDERATIONS					
1. Life insurance.....					0
2. Annuity considerations.....					0
3. Deposit-type contract funds.....		XXX		XXX	0
4. Other considerations.....					0
5. Totals (Sum of Lines 1 to 4).....	0	0	0	0	0
DIRECT DIVIDENDS TO POLICYHOLDERS					
Life insurance:					
6.1 Paid in cash or left on deposit.....					0
6.2 Applied to pay renewal premiums.....					0
6.3 Applied to provide paid-up additions or shorten the endowment or premium-paying period.....					0
6.4 Other.....					0
6.5 Totals (Sum of Lines 6.1 to 6.4).....	0	0	0	0	0
Annuities:					
7.1 Paid in cash or left on deposit.....					0
7.2 Applied to provide paid-up annuities.....					0
7.3 Other.....					0
7.4 Totals (Sum of Lines 7.1 to 7.3).....	0	0	0	0	0
8. Grand Totals (Lines 6.5 + 7.4).....	0	0	0	0	0
DIRECT CLAIMS AND BENEFITS PAID					
9. Death benefits.....					0
10. Matured endowments.....					0
11. Annuity benefits.....					0
12. Surrender values and withdrawals for life contracts.....					0
13. Aggregate write-ins for miscellaneous direct claims and benefits paid.....	0	0	0	0	0
14. All other benefits, except accident and health.....					0
15. Totals.....	0	0	0	0	0

NONE

DETAILS OF WRITE-INS					
1301. ....					0
1302. ....					0
1303. ....					0
1398. Summary of remaining write-ins for Line 13 from overflow page.....	0	0	0	0	0
1399. Total (Lines 1301 through 1303 plus 1398)(Line 13 above).....	0	0	0	0	0

	Ordinary		Credit Life (Group and Individual)		Group		Industrial		Total	
	1	2	3	4	5	6	7	8	9	10
	No.	Amount	No. of Ind. Pols. & Gr. Certifs.	Amount	No. of Certifs.	Amount	No.	Amount	No.	Amount
DIRECT DEATH BENEFITS AND MATURED ENDOWMENTS INCURRED										
16. Unpaid December 31, prior year.....									0	0
17. Incurred during current year.....									0	0
Settled during current year:										
18.1 By payment in full.....									0	0
18.2 By payment on compromised claims.....									0	0
18.3 Totals paid.....	0	0	0	0	0	0	0	0	0	0
18.4 Reduction by compromise.....									0	0
18.5 Amount rejected.....									0	0
18.6 Total settlements.....	0	0	0	0	0	0	0	0	0	0
19. Unpaid Dec. 31, current year (Lines 16 + 17 - 18.6).....	0	0	0	0	0	0	0	0	0	0
POLICY EXHIBIT					No. of Pol.					
20. In force December 31, prior year.....				(a).....					0	0
21. Issued during year.....									0	0
22. Other changes to in force (Net).....									0	0
23. In force December 31 of current year.....	0	0	0	(a).....	0	0	0	0	0	0

NONE

(a) Includes Individual Credit Life Insurance, prior year \$.....0 current year \$.....0.  
Includes Group Credit Life Insurance Loans less than or equal to 60 months at issue, prior year \$.....0 current year \$.....0.  
Loans greater than 60 months at issue BUT NOT GREATER THAN 120 MONTHS, prior year \$.....0 current year \$.....0.

ACCIDENT AND HEALTH INSURANCE

	1	2	3	4	5
	Direct Premiums	Direct Premiums Earned	Dividends Paid Or Credited on Direct Business	Direct Losses Paid	Direct Losses Incurred
24. Group policies (b).....					
24.1 Federal Employee Health Benefits Plan premium (b).....					
24.2 Credit (group and individual).....					
24.3 Collectively renewable policies (b).....					
24.4 Medicare Title XVIII exempt from state taxes or fees.....					
Other Individual Policies:					
25.1 Non-cancelable (b).....					
25.2 Guaranteed renewable (b).....					
25.3 Non-renewable for stated reasons only (b).....					
25.4 Other accident only.....					
25.5 All other (b).....					
25.6 Totals (Sum of Lines 25.1 to 25.5).....	0	0	0	0	0
26. Totals (Lines 24 + 24.1 + 24.2 + 24.3 + 24.4 + 25.6).....	0	0	0	0	0

NONE

(b) For health business on indicated lines report: Number of persons insured under PPO managed products.....0 and number of persons insured under indemnity only products.....0.

HARLEYSVILLE LIFE INSURANCE COMPANY



DIRECT BUSINESS IN Other Alien # 30 DURING THE YEAR  
NAIC Group Code....0140 NAIC Company Code....64327

LIFE INSURANCE

	1	2	3	4	5
	Ordinary	Credit Life (Group and Individual)	Group	Industrial	Total
DIRECT PREMIUMS AND ANNUITY CONSIDERATIONS					
1. Life insurance.....					0
2. Annuity considerations.....					0
3. Deposit-type contract funds.....		XXX		XXX	0
4. Other considerations.....					0
5. Totals (Sum of Lines 1 to 4).....	0	0	0	0	0
DIRECT DIVIDENDS TO POLICYHOLDERS					
Life insurance:					
6.1 Paid in cash or left on deposit.....					0
6.2 Applied to pay renewal premiums.....					0
6.3 Applied to provide paid-up additions or shorten the endowment or premium-paying period.....					0
6.4 Other.....					0
6.5 Totals (Sum of Lines 6.1 to 6.4).....	0	0	0	0	0
Annuities:					
7.1 Paid in cash or left on deposit.....					0
7.2 Applied to provide paid-up annuities.....					0
7.3 Other.....					0
7.4 Totals (Sum of Lines 7.1 to 7.3).....	0	0	0	0	0
8. Grand Totals (Lines 6.5 + 7.4).....	0	0	0	0	0
DIRECT CLAIMS AND BENEFITS PAID					
9. Death benefits.....					0
10. Matured endowments.....					0
11. Annuity benefits.....					0
12. Surrender values and withdrawals for life contracts.....					0
13. Aggregate write-ins for miscellaneous direct claims and benefits paid.....	0	0	0	0	0
14. All other benefits, except accident and health.....					0
15. Totals.....	0	0	0	0	0

NONE

DETAILS OF WRITE-INS					
1301. ....					0
1302. ....					0
1303. ....					0
1398. Summary of remaining write-ins for Line 13 from overflow page.....	0	0	0	0	0
1399. Total (Lines 1301 through 1303 plus 1398)(Line 13 above).....	0	0	0	0	0

	Ordinary		Credit Life (Group and Individual)		Group		Industrial		Total	
	1	2	3	4	5	6	7	8	9	10
	No.	Amount	No. of Ind. Pols. & Gr. Certifs.	Amount	No. of Certifs.	Amount	No.	Amount	No.	Amount
DIRECT DEATH BENEFITS AND MATURED ENDOWMENTS INCURRED										
16. Unpaid December 31, prior year.....									0	0
17. Incurred during current year.....									0	0
Settled during current year:										
18.1 By payment in full.....									0	0
18.2 By payment on compromised claims.....									0	0
18.3 Totals paid.....	0	0	0	0	0	0	0	0	0	0
18.4 Reduction by compromise.....									0	0
18.5 Amount rejected.....									0	0
18.6 Total settlements.....	0	0	0	0	0	0	0	0	0	0
19. Unpaid Dec. 31, current year (Lines 16 + 17 - 18.6).....	0	0	0	0	0	0	0	0	0	0
POLICY EXHIBIT					No. of Pol.					
20. In force December 31, prior year.....				(a).....					0	0
21. Issued during year.....									0	0
22. Other changes to in force (Net).....									0	0
23. In force December 31 of current year.....	0	0	0	(a).....	0	0	0	0	0	0

NONE

(a) Includes Individual Credit Life Insurance, prior year \$.....0 current year \$.....0.  
Includes Group Credit Life Insurance Loans less than or equal to 60 months at issue, prior year \$.....0 current year \$.....0.  
Loans greater than 60 months at issue BUT NOT GREATER THAN 120 MONTHS, prior year \$.....0 current year \$.....0.

ACCIDENT AND HEALTH INSURANCE

	1	2	3	4	5
	Direct Premiums	Direct Premiums Earned	Dividends Paid Or Credited on Direct Business	Direct Losses Paid	Direct Losses Incurred
24. Group policies (b).....					
24.1 Federal Employee Health Benefits Plan premium (b).....					
24.2 Credit (group and individual).....					
24.3 Collectively renewable policies (b).....					
24.4 Medicare Title XVIII exempt from state taxes or fees.....					
Other Individual Policies:					
25.1 Non-cancelable (b).....					
25.2 Guaranteed renewable (b).....					
25.3 Non-renewable for stated reasons only (b).....					
25.4 Other accident only.....					
25.5 All other (b).....					
25.6 Totals (Sum of Lines 25.1 to 25.5).....	0	0	0	0	0
26. Totals (Lines 24 + 24.1 + 24.2 + 24.3 + 24.4 + 25.6).....	0	0	0	0	0

NONE

(b) For health business on indicated lines report: Number of persons insured under PPO managed products.....0 and number of persons insured under indemnity only products.....0.

HARLEYSVILLE LIFE INSURANCE COMPANY



DIRECT BUSINESS IN Other Alien # 31 DURING THE YEAR  
NAIC Group Code....0140 NAIC Company Code....64327

LIFE INSURANCE

	1	2	3	4	5
	Ordinary	Credit Life (Group and Individual)	Group	Industrial	Total
DIRECT PREMIUMS AND ANNUITY CONSIDERATIONS					
1. Life insurance.....					0
2. Annuity considerations.....					0
3. Deposit-type contract funds.....		XXX		XXX	0
4. Other considerations.....					0
5. Totals (Sum of Lines 1 to 4).....	0	0	0	0	0
DIRECT DIVIDENDS TO POLICYHOLDERS					
Life insurance:					
6.1 Paid in cash or left on deposit.....					0
6.2 Applied to pay renewal premiums.....					0
6.3 Applied to provide paid-up additions or shorten the endowment or premium-paying period.....					0
6.4 Other.....					0
6.5 Totals (Sum of Lines 6.1 to 6.4).....	0	0	0	0	0
Annuities:					
7.1 Paid in cash or left on deposit.....					0
7.2 Applied to provide paid-up annuities.....					0
7.3 Other.....					0
7.4 Totals (Sum of Lines 7.1 to 7.3).....	0	0	0	0	0
8. Grand Totals (Lines 6.5 + 7.4).....	0	0	0	0	0
DIRECT CLAIMS AND BENEFITS PAID					
9. Death benefits.....					0
10. Matured endowments.....					0
11. Annuity benefits.....					0
12. Surrender values and withdrawals for life contracts.....					0
13. Aggregate write-ins for miscellaneous direct claims and benefits paid.....	0	0	0	0	0
14. All other benefits, except accident and health.....					0
15. Totals.....	0	0	0	0	0

NONE

DETAILS OF WRITE-INS					
1301. ....					0
1302. ....					0
1303. ....					0
1398. Summary of remaining write-ins for Line 13 from overflow page.....	0	0	0	0	0
1399. Total (Lines 1301 through 1303 plus 1398)(Line 13 above).....	0	0	0	0	0

	Ordinary		Credit Life (Group and Individual)		Group		Industrial		Total	
	1	2	3	4	5	6	7	8	9	10
	No.	Amount	No. of Ind. Pols. & Gr. Certifs.	Amount	No. of Certifs.	Amount	No.	Amount	No.	Amount
DIRECT DEATH BENEFITS AND MATURED ENDOWMENTS INCURRED										
16. Unpaid December 31, prior year.....									0	0
17. Incurred during current year.....									0	0
Settled during current year:										
18.1 By payment in full.....									0	0
18.2 By payment on compromised claims.....									0	0
18.3 Totals paid.....	0	0	0	0	0	0	0	0	0	0
18.4 Reduction by compromise.....									0	0
18.5 Amount rejected.....									0	0
18.6 Total settlements.....	0	0	0	0	0	0	0	0	0	0
19. Unpaid Dec. 31, current year (Lines 16 + 17 - 18.6).....	0	0	0	0	0	0	0	0	0	0
POLICY EXHIBIT					No. of Pol.					
20. In force December 31, prior year.....				(a).....					0	0
21. Issued during year.....									0	0
22. Other changes to in force (Net).....									0	0
23. In force December 31 of current year.....	0	0	0	(a).....	0	0	0	0	0	0

NONE

(a) Includes Individual Credit Life Insurance, prior year \$.....0 current year \$.....0.  
Includes Group Credit Life Insurance Loans less than or equal to 60 months at issue, prior year \$.....0 current year \$.....0.  
Loans greater than 60 months at issue BUT NOT GREATER THAN 120 MONTHS, prior year \$.....0 current year \$.....0.

ACCIDENT AND HEALTH INSURANCE

	1	2	3	4	5
	Direct Premiums	Direct Premiums Earned	Dividends Paid Or Credited on Direct Business	Direct Losses Paid	Direct Losses Incurred
24. Group policies (b).....					
24.1 Federal Employee Health Benefits Plan premium (b).....					
24.2 Credit (group and individual).....					
24.3 Collectively renewable policies (b).....					
24.4 Medicare Title XVIII exempt from state taxes or fees.....					
Other Individual Policies:					
25.1 Non-cancelable (b).....					
25.2 Guaranteed renewable (b).....					
25.3 Non-renewable for stated reasons only (b).....					
25.4 Other accident only.....					
25.5 All other (b).....					
25.6 Totals (Sum of Lines 25.1 to 25.5).....	0	0	0	0	0
26. Totals (Lines 24 + 24.1 + 24.2 + 24.3 + 24.4 + 25.6).....	0	0	0	0	0

NONE

(b) For health business on indicated lines report: Number of persons insured under PPO managed products.....0 and number of persons insured under indemnity only products.....0.





DIRECT BUSINESS IN Other Alien # 32 DURING THE YEAR  
NAIC Group Code....0140 NAIC Company Code....64327

LIFE INSURANCE

	1	2	3	4	5
	Ordinary	Credit Life (Group and Individual)	Group	Industrial	Total
DIRECT PREMIUMS AND ANNUITY CONSIDERATIONS					
1. Life insurance.....					0
2. Annuity considerations.....					0
3. Deposit-type contract funds.....		XXX		XXX	0
4. Other considerations.....					0
5. Totals (Sum of Lines 1 to 4).....	0	0	0	0	0
DIRECT DIVIDENDS TO POLICYHOLDERS					
Life insurance:					
6.1 Paid in cash or left on deposit.....					0
6.2 Applied to pay renewal premiums.....					0
6.3 Applied to provide paid-up additions or shorten the endowment or premium-paying period.....					0
6.4 Other.....					0
6.5 Totals (Sum of Lines 6.1 to 6.4).....	0	0	0	0	0
Annuities:					
7.1 Paid in cash or left on deposit.....					0
7.2 Applied to provide paid-up annuities.....					0
7.3 Other.....					0
7.4 Totals (Sum of Lines 7.1 to 7.3).....	0	0	0	0	0
8. Grand Totals (Lines 6.5 + 7.4).....	0	0	0	0	0
DIRECT CLAIMS AND BENEFITS PAID					
9. Death benefits.....					0
10. Matured endowments.....					0
11. Annuity benefits.....					0
12. Surrender values and withdrawals for life contracts.....					0
13. Aggregate write-ins for miscellaneous direct claims and benefits paid.....	0	0	0	0	0
14. All other benefits, except accident and health.....					0
15. Totals.....	0	0	0	0	0

NONE

DETAILS OF WRITE-INS					
1301. ....					0
1302. ....					0
1303. ....					0
1398. Summary of remaining write-ins for Line 13 from overflow page.....	0	0	0	0	0
1399. Total (Lines 1301 through 1303 plus 1398)(Line 13 above).....	0	0	0	0	0

	Ordinary		Credit Life (Group and Individual)		Group		Industrial		Total	
	1	2	3	4	5	6	7	8	9	10
	No.	Amount	No. of Ind. Pols. & Gr. Certifs.	Amount	No. of Certifs.	Amount	No.	Amount	No.	Amount
DIRECT DEATH BENEFITS AND MATURED ENDOWMENTS INCURRED										
16. Unpaid December 31, prior year.....									0	0
17. Incurred during current year.....									0	0
Settled during current year:										
18.1 By payment in full.....									0	0
18.2 By payment on compromised claims.....									0	0
18.3 Totals paid.....	0	0		0	0	0	0	0	0	0
18.4 Reduction by compromise.....									0	0
18.5 Amount rejected.....									0	0
18.6 Total settlements.....	0	0	0	0	0	0	0	0	0	0
19. Unpaid Dec. 31, current year (Lines 16 + 17 - 18.6).....	0	0	0	0	0	0	0	0	0	0
POLICY EXHIBIT					No. of Pol.					
20. In force December 31, prior year.....				(a).....					0	0
21. Issued during year.....									0	0
22. Other changes to in force (Net).....									0	0
23. In force December 31 of current year.....	0	0	0	(a).....0	0	0	0	0	0	0

NONE

(a) Includes Individual Credit Life Insurance, prior year \$.....0 current year \$.....0.  
Includes Group Credit Life Insurance Loans less than or equal to 60 months at issue, prior year \$.....0 current year \$.....0.  
Loans greater than 60 months at issue BUT NOT GREATER THAN 120 MONTHS, prior year \$.....0 current year \$.....0.

ACCIDENT AND HEALTH INSURANCE

	1	2	3	4	5
	Direct Premiums	Direct Premiums Earned	Dividends Paid Or Credited on Direct Business	Direct Losses Paid	Direct Losses Incurred
24. Group policies (b).....					
24.1 Federal Employee Health Benefits Plan premium (b).....					
24.2 Credit (group and individual).....					
24.3 Collectively renewable policies (b).....					
24.4 Medicare Title XVIII exempt from state taxes or fees.....					
Other Individual Policies:					
25.1 Non-cancelable (b).....					
25.2 Guaranteed renewable (b).....					
25.3 Non-renewable for stated reasons only (b).....					
25.4 Other accident only.....					
25.5 All other (b).....					
25.6 Totals (Sum of Lines 25.1 to 25.5).....	0	0	0	0	0
26. Totals (Lines 24 + 24.1 + 24.2 + 24.3 + 24.4 + 25.6).....	0	0	0	0	0

NONE

(b) For health business on indicated lines report: Number of persons insured under PPO managed products.....0 and number of persons insured under indemnity only products.....0.

HARLEYSVILLE LIFE INSURANCE COMPANY



DIRECT BUSINESS IN Other Alien # 33 DURING THE YEAR  
NAIC Group Code....0140 NAIC Company Code....64327

LIFE INSURANCE

	1	2	3	4	5
	Ordinary	Credit Life (Group and Individual)	Group	Industrial	Total
DIRECT PREMIUMS AND ANNUITY CONSIDERATIONS					
1. Life insurance.....					0
2. Annuity considerations.....					0
3. Deposit-type contract funds.....		XXX		XXX	0
4. Other considerations.....					0
5. Totals (Sum of Lines 1 to 4).....	0	0	0	0	0
DIRECT DIVIDENDS TO POLICYHOLDERS					
Life insurance:					
6.1 Paid in cash or left on deposit.....					0
6.2 Applied to pay renewal premiums.....					0
6.3 Applied to provide paid-up additions or shorten the endowment or premium-paying period.....					0
6.4 Other.....					0
6.5 Totals (Sum of Lines 6.1 to 6.4).....	0	0	0	0	0
Annuities:					
7.1 Paid in cash or left on deposit.....					0
7.2 Applied to provide paid-up annuities.....					0
7.3 Other.....					0
7.4 Totals (Sum of Lines 7.1 to 7.3).....	0	0	0	0	0
8. Grand Totals (Lines 6.5 + 7.4).....	0	0	0	0	0
DIRECT CLAIMS AND BENEFITS PAID					
9. Death benefits.....					0
10. Matured endowments.....					0
11. Annuity benefits.....					0
12. Surrender values and withdrawals for life contracts.....					0
13. Aggregate write-ins for miscellaneous direct claims and benefits paid.....	0	0	0	0	0
14. All other benefits, except accident and health.....					0
15. Totals.....	0	0	0	0	0

NONE

DETAILS OF WRITE-INS					
1301. ....					0
1302. ....					0
1303. ....					0
1398. Summary of remaining write-ins for Line 13 from overflow page.....	0	0	0	0	0
1399. Total (Lines 1301 through 1303 plus 1398)(Line 13 above).....	0	0	0	0	0

	Ordinary		Credit Life (Group and Individual)		Group		Industrial		Total	
	1	2	3	4	5	6	7	8	9	10
	No.	Amount	No. of Ind. Pols. & Gr. Certifs.	Amount	No. of Certifs.	Amount	No.	Amount	No.	Amount
DIRECT DEATH BENEFITS AND MATURED ENDOWMENTS INCURRED										
16. Unpaid December 31, prior year.....									0	0
17. Incurred during current year.....									0	0
Settled during current year:										
18.1 By payment in full.....									0	0
18.2 By payment on compromised claims.....									0	0
18.3 Totals paid.....	0	0		0	0	0	0	0	0	0
18.4 Reduction by compromise.....									0	0
18.5 Amount rejected.....									0	0
18.6 Total settlements.....	0	0	0	0	0	0	0	0	0	0
19. Unpaid Dec. 31, current year (Lines 16 + 17 - 18.6).....	0	0	0	0	0	0	0	0	0	0
POLICY EXHIBIT					No. of Pol.					
20. In force December 31, prior year.....				(a).....					0	0
21. Issued during year.....									0	0
22. Other changes to in force (Net).....									0	0
23. In force December 31 of current year.....	0	0	0	(a).....0	0	0	0	0	0	0

NONE

(a) Includes Individual Credit Life Insurance, prior year \$.....0 current year \$.....0.  
Includes Group Credit Life Insurance Loans less than or equal to 60 months at issue, prior year \$.....0 current year \$.....0.  
Loans greater than 60 months at issue BUT NOT GREATER THAN 120 MONTHS, prior year \$.....0 current year \$.....0.

ACCIDENT AND HEALTH INSURANCE

	1	2	3	4	5
	Direct Premiums	Direct Premiums Earned	Dividends Paid Or Credited on Direct Business	Direct Losses Paid	Direct Losses Incurred
24. Group policies (b).....					
24.1 Federal Employee Health Benefits Plan premium (b).....					
24.2 Credit (group and individual).....					
24.3 Collectively renewable policies (b).....					
24.4 Medicare Title XVIII exempt from state taxes or fees.....					
Other Individual Policies:					
25.1 Non-cancelable (b).....					
25.2 Guaranteed renewable (b).....					
25.3 Non-renewable for stated reasons only (b).....					
25.4 Other accident only.....					
25.5 All other (b).....					
25.6 Totals (Sum of Lines 25.1 to 25.5).....	0	0	0	0	0
26. Totals (Lines 24 + 24.1 + 24.2 + 24.3 + 24.4 + 25.6).....	0	0	0	0	0

NONE

(b) For health business on indicated lines report: Number of persons insured under PPO managed products.....0 and number of persons insured under indemnity only products.....0.

HARLEYSVILLE LIFE INSURANCE COMPANY



DIRECT BUSINESS IN Other Alien # 34 DURING THE YEAR  
NAIC Group Code....0140 NAIC Company Code....64327

LIFE INSURANCE

	1	2	3	4	5
	Ordinary	Credit Life (Group and Individual)	Group	Industrial	Total
DIRECT PREMIUMS AND ANNUITY CONSIDERATIONS					
1. Life insurance.....					0
2. Annuity considerations.....					0
3. Deposit-type contract funds.....		XXX		XXX	0
4. Other considerations.....					0
5. Totals (Sum of Lines 1 to 4).....	0	0	0	0	0
DIRECT DIVIDENDS TO POLICYHOLDERS					
Life insurance:					
6.1 Paid in cash or left on deposit.....					0
6.2 Applied to pay renewal premiums.....					0
6.3 Applied to provide paid-up additions or shorten the endowment or premium-paying period.....					0
6.4 Other.....					0
6.5 Totals (Sum of Lines 6.1 to 6.4).....	0	0	0	0	0
Annuities:					
7.1 Paid in cash or left on deposit.....					0
7.2 Applied to provide paid-up annuities.....					0
7.3 Other.....					0
7.4 Totals (Sum of Lines 7.1 to 7.3).....	0	0	0	0	0
8. Grand Totals (Lines 6.5 + 7.4).....	0	0	0	0	0
DIRECT CLAIMS AND BENEFITS PAID					
9. Death benefits.....					0
10. Matured endowments.....					0
11. Annuity benefits.....					0
12. Surrender values and withdrawals for life contracts.....					0
13. Aggregate write-ins for miscellaneous direct claims and benefits paid.....	0	0	0	0	0
14. All other benefits, except accident and health.....					0
15. Totals.....	0	0	0	0	0

DETAILS OF WRITE-INS					
1301. ....					0
1302. ....					0
1303. ....					0
1398. Summary of remaining write-ins for Line 13 from overflow page.....	0	0	0	0	0
1399. Total (Lines 1301 through 1303 plus 1398)(Line 13 above).....	0	0	0	0	0

	Ordinary		Credit Life (Group and Individual)		Group		Industrial		Total	
	1	2	3	4	5	6	7	8	9	10
	No.	Amount	No. of Ind. Pols. & Gr. Certifs.	Amount	No. of Certifs.	Amount	No.	Amount	No.	Amount
DIRECT DEATH BENEFITS AND MATURED ENDOWMENTS INCURRED										
16. Unpaid December 31, prior year.....									0	0
17. Incurred during current year.....									0	0
Settled during current year:										
18.1 By payment in full.....									0	0
18.2 By payment on compromised claims.....									0	0
18.3 Totals paid.....	0	0	0	0	0	0	0	0	0	0
18.4 Reduction by compromise.....									0	0
18.5 Amount rejected.....									0	0
18.6 Total settlements.....	0	0	0	0	0	0	0	0	0	0
19. Unpaid Dec. 31, current year (Lines 16 + 17 - 18.6).....	0	0	0	0	0	0	0	0	0	0
POLICY EXHIBIT					No. of Pol.					
20. In force December 31, prior year.....				(a).....					0	0
21. Issued during year.....									0	0
22. Other changes to in force (Net).....									0	0
23. In force December 31 of current year.....	0	0	0	(a).....0	0	0	0	0	0	0

(a) Includes Individual Credit Life Insurance, prior year \$.....0 current year \$.....0.  
Includes Group Credit Life Insurance Loans less than or equal to 60 months at issue, prior year \$.....0 current year \$.....0.  
Loans greater than 60 months at issue BUT NOT GREATER THAN 120 MONTHS, prior year \$.....0 current year \$.....0.

ACCIDENT AND HEALTH INSURANCE

	1	2	3	4	5
	Direct Premiums	Direct Premiums Earned	Dividends Paid Or Credited on Direct Business	Direct Losses Paid	Direct Losses Incurred
24. Group policies (b).....					
24.1 Federal Employee Health Benefits Plan premium (b).....					
24.2 Credit (group and individual).....					
24.3 Collectively renewable policies (b).....					
24.4 Medicare Title XVIII exempt from state taxes or fees.....					
Other Individual Policies:					
25.1 Non-cancelable (b).....					
25.2 Guaranteed renewable (b).....					
25.3 Non-renewable for stated reasons only (b).....					
25.4 Other accident only.....					
25.5 All other (b).....					
25.6 Totals (Sum of Lines 25.1 to 25.5).....	0	0	0	0	0
26. Totals (Lines 24 + 24.1 + 24.2 + 24.3 + 24.4 + 25.6).....	0	0	0	0	0

(b) For health business on indicated lines report: Number of persons insured under PPO managed products.....0 and number of persons insured under indemnity only products.....0.

HARLEYSVILLE LIFE INSURANCE COMPANY



DIRECT BUSINESS IN Other Alien # 35 DURING THE YEAR  
NAIC Group Code....0140 NAIC Company Code....64327

LIFE INSURANCE

	1	2	3	4	5
	Ordinary	Credit Life (Group and Individual)	Group	Industrial	Total
DIRECT PREMIUMS AND ANNUITY CONSIDERATIONS					
1. Life insurance.....					0
2. Annuity considerations.....					0
3. Deposit-type contract funds.....		XXX		XXX	0
4. Other considerations.....					0
5. Totals (Sum of Lines 1 to 4).....	0	0	0	0	0
DIRECT DIVIDENDS TO POLICYHOLDERS					
Life insurance:					
6.1 Paid in cash or left on deposit.....					0
6.2 Applied to pay renewal premiums.....					0
6.3 Applied to provide paid-up additions or shorten the endowment or premium-paying period.....					0
6.4 Other.....					0
6.5 Totals (Sum of Lines 6.1 to 6.4).....	0	0	0	0	0
Annuities:					
7.1 Paid in cash or left on deposit.....					0
7.2 Applied to provide paid-up annuities.....					0
7.3 Other.....					0
7.4 Totals (Sum of Lines 7.1 to 7.3).....	0	0	0	0	0
8. Grand Totals (Lines 6.5 + 7.4).....	0	0	0	0	0
DIRECT CLAIMS AND BENEFITS PAID					
9. Death benefits.....					0
10. Matured endowments.....					0
11. Annuity benefits.....					0
12. Surrender values and withdrawals for life contracts.....					0
13. Aggregate write-ins for miscellaneous direct claims and benefits paid.....	0	0	0	0	0
14. All other benefits, except accident and health.....					0
15. Totals.....	0	0	0	0	0

NONE

DETAILS OF WRITE-INS					
1301. ....					0
1302. ....					0
1303. ....					0
1398. Summary of remaining write-ins for Line 13 from overflow page.....	0	0	0	0	0
1399. Total (Lines 1301 through 1303 plus 1398)(Line 13 above).....	0	0	0	0	0

	Ordinary		Credit Life (Group and Individual)		Group		Industrial		Total	
	1	2	3	4	5	6	7	8	9	10
	No.	Amount	No. of Ind. Pols. & Gr. Certifs.	Amount	No. of Certifs.	Amount	No.	Amount	No.	Amount
DIRECT DEATH BENEFITS AND MATURED ENDOWMENTS INCURRED										
16. Unpaid December 31, prior year.....									0	0
17. Incurred during current year.....									0	0
Settled during current year:										
18.1 By payment in full.....									0	0
18.2 By payment on compromised claims.....									0	0
18.3 Totals paid.....	0	0		0	0	0	0	0	0	0
18.4 Reduction by compromise.....									0	0
18.5 Amount rejected.....									0	0
18.6 Total settlements.....	0	0	0	0	0	0	0	0	0	0
19. Unpaid Dec. 31, current year (Lines 16 + 17 - 18.6).....	0	0	0	0	0	0	0	0	0	0
POLICY EXHIBIT					No. of Pol.					
20. In force December 31, prior year.....				(a).....					0	0
21. Issued during year.....									0	0
22. Other changes to in force (Net).....									0	0
23. In force December 31 of current year.....	0	0	0	(a).....0	0	0	0	0	0	0

NONE

(a) Includes Individual Credit Life Insurance, prior year \$.....0 current year \$.....0.  
Includes Group Credit Life Insurance Loans less than or equal to 60 months at issue, prior year \$.....0 current year \$.....0.  
Loans greater than 60 months at issue BUT NOT GREATER THAN 120 MONTHS, prior year \$.....0 current year \$.....0.

ACCIDENT AND HEALTH INSURANCE

	1	2	3	4	5
	Direct Premiums	Direct Premiums Earned	Dividends Paid Or Credited on Direct Business	Direct Losses Paid	Direct Losses Incurred
24. Group policies (b).....					
24.1 Federal Employee Health Benefits Plan premium (b).....					
24.2 Credit (group and individual).....					
24.3 Collectively renewable policies (b).....					
24.4 Medicare Title XVIII exempt from state taxes or fees.....					
Other Individual Policies:					
25.1 Non-cancelable (b).....					
25.2 Guaranteed renewable (b).....					
25.3 Non-renewable for stated reasons only (b).....					
25.4 Other accident only.....					
25.5 All other (b).....					
25.6 Totals (Sum of Lines 25.1 to 25.5).....	0	0	0	0	0
26. Totals (Lines 24 + 24.1 + 24.2 + 24.3 + 24.4 + 25.6).....	0	0	0	0	0

NONE

(b) For health business on indicated lines report: Number of persons insured under PPO managed products.....0 and number of persons insured under indemnity only products.....0.

HARLEYSVILLE LIFE INSURANCE COMPANY



DIRECT BUSINESS IN Other Alien # 36 DURING THE YEAR  
NAIC Group Code....0140 NAIC Company Code....64327

LIFE INSURANCE

	1	2	3	4	5
	Ordinary	Credit Life (Group and Individual)	Group	Industrial	Total
DIRECT PREMIUMS AND ANNUITY CONSIDERATIONS					
1. Life insurance.....					0
2. Annuity considerations.....					0
3. Deposit-type contract funds.....		XXX		XXX	0
4. Other considerations.....					0
5. Totals (Sum of Lines 1 to 4).....	0	0	0	0	0
DIRECT DIVIDENDS TO POLICYHOLDERS					
Life insurance:					
6.1 Paid in cash or left on deposit.....					0
6.2 Applied to pay renewal premiums.....					0
6.3 Applied to provide paid-up additions or shorten the endowment or premium-paying period.....					0
6.4 Other.....					0
6.5 Totals (Sum of Lines 6.1 to 6.4).....	0	0	0	0	0
Annuities:					
7.1 Paid in cash or left on deposit.....					0
7.2 Applied to provide paid-up annuities.....					0
7.3 Other.....					0
7.4 Totals (Sum of Lines 7.1 to 7.3).....	0	0	0	0	0
8. Grand Totals (Lines 6.5 + 7.4).....	0	0	0	0	0
DIRECT CLAIMS AND BENEFITS PAID					
9. Death benefits.....					0
10. Matured endowments.....					0
11. Annuity benefits.....					0
12. Surrender values and withdrawals for life contracts.....					0
13. Aggregate write-ins for miscellaneous direct claims and benefits paid.....	0	0	0	0	0
14. All other benefits, except accident and health.....					0
15. Totals.....	0	0	0	0	0

NONE

DETAILS OF WRITE-INS					
1301. ....					0
1302. ....					0
1303. ....					0
1398. Summary of remaining write-ins for Line 13 from overflow page.....	0	0	0	0	0
1399. Total (Lines 1301 through 1303 plus 1398)(Line 13 above).....	0	0	0	0	0

	Ordinary		Credit Life (Group and Individual)		Group		Industrial		Total	
	1	2	3	4	5	6	7	8	9	10
	No.	Amount	No. of Ind. Pols. & Gr. Certifs.	Amount	No. of Certifs.	Amount	No.	Amount	No.	Amount
DIRECT DEATH BENEFITS AND MATURED ENDOWMENTS INCURRED										
16. Unpaid December 31, prior year.....									0	0
17. Incurred during current year.....									0	0
Settled during current year:										
18.1 By payment in full.....									0	0
18.2 By payment on compromised claims.....									0	0
18.3 Totals paid.....	0	0	0	0	0	0	0	0	0	0
18.4 Reduction by compromise.....									0	0
18.5 Amount rejected.....									0	0
18.6 Total settlements.....	0	0	0	0	0	0	0	0	0	0
19. Unpaid Dec. 31, current year (Lines 16 + 17 - 18.6).....	0	0	0	0	0	0	0	0	0	0
POLICY EXHIBIT					No. of Pol.					
20. In force December 31, prior year.....				(a).....					0	0
21. Issued during year.....									0	0
22. Other changes to in force (Net).....									0	0
23. In force December 31 of current year.....	0	0	0	(a).....	0	0	0	0	0	0

NONE

(a) Includes Individual Credit Life Insurance, prior year \$.....0 current year \$.....0.  
Includes Group Credit Life Insurance Loans less than or equal to 60 months at issue, prior year \$.....0 current year \$.....0.  
Loans greater than 60 months at issue BUT NOT GREATER THAN 120 MONTHS, prior year \$.....0 current year \$.....0.

ACCIDENT AND HEALTH INSURANCE

	1	2	3	4	5
	Direct Premiums	Direct Premiums Earned	Dividends Paid Or Credited on Direct Business	Direct Losses Paid	Direct Losses Incurred
24. Group policies (b).....					
24.1 Federal Employee Health Benefits Plan premium (b).....					
24.2 Credit (group and individual).....					
24.3 Collectively renewable policies (b).....					
24.4 Medicare Title XVIII exempt from state taxes or fees.....					
Other Individual Policies:					
25.1 Non-cancelable (b).....					
25.2 Guaranteed renewable (b).....					
25.3 Non-renewable for stated reasons only (b).....					
25.4 Other accident only.....					
25.5 All other (b).....					
25.6 Totals (Sum of Lines 25.1 to 25.5).....	0	0	0	0	0
26. Totals (Lines 24 + 24.1 + 24.2 + 24.3 + 24.4 + 25.6).....	0	0	0	0	0

NONE

(b) For health business on indicated lines report: Number of persons insured under PPO managed products.....0 and number of persons insured under indemnity only products.....0.

HARLEYSVILLE LIFE INSURANCE COMPANY



DIRECT BUSINESS IN Other Alien # 37 DURING THE YEAR  
NAIC Group Code....0140 NAIC Company Code....64327

LIFE INSURANCE

	1	2	3	4	5
	Ordinary	Credit Life (Group and Individual)	Group	Industrial	Total
DIRECT PREMIUMS AND ANNUITY CONSIDERATIONS					
1. Life insurance.....					0
2. Annuity considerations.....					0
3. Deposit-type contract funds.....		XXX		XXX	0
4. Other considerations.....					0
5. Totals (Sum of Lines 1 to 4).....	0	0	0	0	0
DIRECT DIVIDENDS TO POLICYHOLDERS					
Life insurance:					
6.1 Paid in cash or left on deposit.....					0
6.2 Applied to pay renewal premiums.....					0
6.3 Applied to provide paid-up additions or shorten the endowment or premium-paying period.....					0
6.4 Other.....					0
6.5 Totals (Sum of Lines 6.1 to 6.4).....	0	0	0	0	0
Annuities:					
7.1 Paid in cash or left on deposit.....					0
7.2 Applied to provide paid-up annuities.....					0
7.3 Other.....					0
7.4 Totals (Sum of Lines 7.1 to 7.3).....	0	0	0	0	0
8. Grand Totals (Lines 6.5 + 7.4).....	0	0	0	0	0
DIRECT CLAIMS AND BENEFITS PAID					
9. Death benefits.....					0
10. Matured endowments.....					0
11. Annuity benefits.....					0
12. Surrender values and withdrawals for life contracts.....					0
13. Aggregate write-ins for miscellaneous direct claims and benefits paid.....	0	0	0	0	0
14. All other benefits, except accident and health.....					0
15. Totals.....	0	0	0	0	0

NONE

DETAILS OF WRITE-INS					
1301. ....					0
1302. ....					0
1303. ....					0
1398. Summary of remaining write-ins for Line 13 from overflow page.....	0	0	0	0	0
1399. Total (Lines 1301 through 1303 plus 1398)(Line 13 above).....	0	0	0	0	0

	Ordinary		Credit Life (Group and Individual)		Group		Industrial		Total	
	1	2	3	4	5	6	7	8	9	10
	No.	Amount	No. of Ind. Pols. & Gr. Certifs.	Amount	No. of Certifs.	Amount	No.	Amount	No.	Amount
DIRECT DEATH BENEFITS AND MATURED ENDOWMENTS INCURRED										
16. Unpaid December 31, prior year.....									0	0
17. Incurred during current year.....									0	0
Settled during current year:										
18.1 By payment in full.....									0	0
18.2 By payment on compromised claims.....									0	0
18.3 Totals paid.....	0	0	0	0	0	0	0	0	0	0
18.4 Reduction by compromise.....									0	0
18.5 Amount rejected.....									0	0
18.6 Total settlements.....	0	0	0	0	0	0	0	0	0	0
19. Unpaid Dec. 31, current year (Lines 16 + 17 - 18.6).....	0	0	0	0	0	0	0	0	0	0
POLICY EXHIBIT					No. of Pol.					
20. In force December 31, prior year.....				(a).....					0	0
21. Issued during year.....									0	0
22. Other changes to in force (Net).....									0	0
23. In force December 31 of current year.....	0	0	0	(a).....	0	0	0	0	0	0

NONE

(a) Includes Individual Credit Life Insurance, prior year \$.....0 current year \$.....0.  
Includes Group Credit Life Insurance Loans less than or equal to 60 months at issue, prior year \$.....0 current year \$.....0.  
Loans greater than 60 months at issue BUT NOT GREATER THAN 120 MONTHS, prior year \$.....0 current year \$.....0.

ACCIDENT AND HEALTH INSURANCE

	1	2	3	4	5
	Direct Premiums	Direct Premiums Earned	Dividends Paid Or Credited on Direct Business	Direct Losses Paid	Direct Losses Incurred
24. Group policies (b).....					
24.1 Federal Employee Health Benefits Plan premium (b).....					
24.2 Credit (group and individual).....					
24.3 Collectively renewable policies (b).....					
24.4 Medicare Title XVIII exempt from state taxes or fees.....					
Other Individual Policies:					
25.1 Non-cancelable (b).....					
25.2 Guaranteed renewable (b).....					
25.3 Non-renewable for stated reasons only (b).....					
25.4 Other accident only.....					
25.5 All other (b).....					
25.6 Totals (Sum of Lines 25.1 to 25.5).....	0	0	0	0	0
26. Totals (Lines 24 + 24.1 + 24.2 + 24.3 + 24.4 + 25.6).....	0	0	0	0	0

NONE

(b) For health business on indicated lines report: Number of persons insured under PPO managed products.....0 and number of persons insured under indemnity only products.....0.



DIRECT BUSINESS IN Other Alien # 38 DURING THE YEAR  
NAIC Group Code....0140 NAIC Company Code....64327

LIFE INSURANCE

	1	2	3	4	5
	Ordinary	Credit Life (Group and Individual)	Group	Industrial	Total
DIRECT PREMIUMS AND ANNUITY CONSIDERATIONS					
1. Life insurance.....					0
2. Annuity considerations.....					0
3. Deposit-type contract funds.....		XXX		XXX	0
4. Other considerations.....					0
5. Totals (Sum of Lines 1 to 4).....	0	0	0	0	0
DIRECT DIVIDENDS TO POLICYHOLDERS					
Life insurance:					
6.1 Paid in cash or left on deposit.....					0
6.2 Applied to pay renewal premiums.....					0
6.3 Applied to provide paid-up additions or shorten the endowment or premium-paying period.....					0
6.4 Other.....					0
6.5 Totals (Sum of Lines 6.1 to 6.4).....	0	0	0	0	0
Annuities:					
7.1 Paid in cash or left on deposit.....					0
7.2 Applied to provide paid-up annuities.....					0
7.3 Other.....					0
7.4 Totals (Sum of Lines 7.1 to 7.3).....	0	0	0	0	0
8. Grand Totals (Lines 6.5 + 7.4).....	0	0	0	0	0
DIRECT CLAIMS AND BENEFITS PAID					
9. Death benefits.....					0
10. Matured endowments.....					0
11. Annuity benefits.....					0
12. Surrender values and withdrawals for life contracts.....					0
13. Aggregate write-ins for miscellaneous direct claims and benefits paid.....	0	0	0	0	0
14. All other benefits, except accident and health.....					0
15. Totals.....	0	0	0	0	0

NONE

DETAILS OF WRITE-INS					
1301. ....					0
1302. ....					0
1303. ....					0
1398. Summary of remaining write-ins for Line 13 from overflow page.....	0	0	0	0	0
1399. Total (Lines 1301 through 1303 plus 1398)(Line 13 above).....	0	0	0	0	0

	Ordinary		Credit Life (Group and Individual)		Group		Industrial		Total	
	1	2	3	4	5	6	7	8	9	10
	No.	Amount	No. of Ind. Pols. & Gr. Certifs.	Amount	No. of Certifs.	Amount	No.	Amount	No.	Amount
DIRECT DEATH BENEFITS AND MATURED ENDOWMENTS INCURRED										
16. Unpaid December 31, prior year.....									0	0
17. Incurred during current year.....									0	0
Settled during current year:										
18.1 By payment in full.....									0	0
18.2 By payment on compromised claims.....									0	0
18.3 Totals paid.....	0	0	0	0	0	0	0	0	0	0
18.4 Reduction by compromise.....									0	0
18.5 Amount rejected.....									0	0
18.6 Total settlements.....	0	0	0	0	0	0	0	0	0	0
19. Unpaid Dec. 31, current year (Lines 16 + 17 - 18.6).....	0	0	0	0	0	0	0	0	0	0
POLICY EXHIBIT					No. of Pol.					
20. In force December 31, prior year.....				(a).....					0	0
21. Issued during year.....									0	0
22. Other changes to in force (Net).....									0	0
23. In force December 31 of current year.....	0	0	0	(a).....	0	0	0	0	0	0

NONE

(a) Includes Individual Credit Life Insurance, prior year \$.....0 current year \$.....0.  
Includes Group Credit Life Insurance Loans less than or equal to 60 months at issue, prior year \$.....0 current year \$.....0.  
Loans greater than 60 months at issue BUT NOT GREATER THAN 120 MONTHS, prior year \$.....0 current year \$.....0.

ACCIDENT AND HEALTH INSURANCE

	1	2	3	4	5
	Direct Premiums	Direct Premiums Earned	Dividends Paid Or Credited on Direct Business	Direct Losses Paid	Direct Losses Incurred
24. Group policies (b).....					
24.1 Federal Employee Health Benefits Plan premium (b).....					
24.2 Credit (group and individual).....					
24.3 Collectively renewable policies (b).....					
24.4 Medicare Title XVIII exempt from state taxes or fees.....					
Other Individual Policies:					
25.1 Non-cancelable (b).....					
25.2 Guaranteed renewable (b).....					
25.3 Non-renewable for stated reasons only (b).....					
25.4 Other accident only.....					
25.5 All other (b).....					
25.6 Totals (Sum of Lines 25.1 to 25.5).....	0	0	0	0	0
26. Totals (Lines 24 + 24.1 + 24.2 + 24.3 + 24.4 + 25.6).....	0	0	0	0	0

NONE

(b) For health business on indicated lines report: Number of persons insured under PPO managed products.....0 and number of persons insured under indemnity only products.....0.

HARLEYSVILLE LIFE INSURANCE COMPANY



DIRECT BUSINESS IN Other Alien # 39 DURING THE YEAR  
NAIC Group Code....0140 NAIC Company Code....64327

LIFE INSURANCE

	1	2	3	4	5
	Ordinary	Credit Life (Group and Individual)	Group	Industrial	Total
DIRECT PREMIUMS AND ANNUITY CONSIDERATIONS					
1. Life insurance.....					0
2. Annuity considerations.....					0
3. Deposit-type contract funds.....		XXX		XXX	0
4. Other considerations.....					0
5. Totals (Sum of Lines 1 to 4).....	0	0	0	0	0
DIRECT DIVIDENDS TO POLICYHOLDERS					
Life insurance:					
6.1 Paid in cash or left on deposit.....					0
6.2 Applied to pay renewal premiums.....					0
6.3 Applied to provide paid-up additions or shorten the endowment or premium-paying period.....					0
6.4 Other.....					0
6.5 Totals (Sum of Lines 6.1 to 6.4).....	0	0	0	0	0
Annuities:					
7.1 Paid in cash or left on deposit.....					0
7.2 Applied to provide paid-up annuities.....					0
7.3 Other.....					0
7.4 Totals (Sum of Lines 7.1 to 7.3).....	0	0	0	0	0
8. Grand Totals (Lines 6.5 + 7.4).....	0	0	0	0	0
DIRECT CLAIMS AND BENEFITS PAID					
9. Death benefits.....					0
10. Matured endowments.....					0
11. Annuity benefits.....					0
12. Surrender values and withdrawals for life contracts.....					0
13. Aggregate write-ins for miscellaneous direct claims and benefits paid.....	0	0	0	0	0
14. All other benefits, except accident and health.....					0
15. Totals.....	0	0	0	0	0

NONE

DETAILS OF WRITE-INS					
1301. ....					0
1302. ....					0
1303. ....					0
1398. Summary of remaining write-ins for Line 13 from overflow page.....	0	0	0	0	0
1399. Total (Lines 1301 through 1303 plus 1398)(Line 13 above).....	0	0	0	0	0

	Ordinary		Credit Life (Group and Individual)		Group		Industrial		Total	
	1	2	3	4	5	6	7	8	9	10
	No.	Amount	No. of Ind. Pols. & Gr. Certifs.	Amount	No. of Certifs.	Amount	No.	Amount	No.	Amount
DIRECT DEATH BENEFITS AND MATURED ENDOWMENTS INCURRED										
16. Unpaid December 31, prior year.....									0	0
17. Incurred during current year.....									0	0
Settled during current year:										
18.1 By payment in full.....									0	0
18.2 By payment on compromised claims.....									0	0
18.3 Totals paid.....	0	0	0	0	0	0	0	0	0	0
18.4 Reduction by compromise.....									0	0
18.5 Amount rejected.....									0	0
18.6 Total settlements.....	0	0	0	0	0	0	0	0	0	0
19. Unpaid Dec. 31, current year (Lines 16 + 17 - 18.6).....	0	0	0	0	0	0	0	0	0	0
POLICY EXHIBIT					No. of Pol.					
20. In force December 31, prior year.....				(a).....					0	0
21. Issued during year.....									0	0
22. Other changes to in force (Net).....									0	0
23. In force December 31 of current year.....	0	0	0	(a).....0	0	0	0	0	0	0

NONE

(a) Includes Individual Credit Life Insurance, prior year \$.....0 current year \$.....0.  
Includes Group Credit Life Insurance Loans less than or equal to 60 months at issue, prior year \$.....0 current year \$.....0.  
Loans greater than 60 months at issue BUT NOT GREATER THAN 120 MONTHS, prior year \$.....0 current year \$.....0.

ACCIDENT AND HEALTH INSURANCE

	1	2	3	4	5
	Direct Premiums	Direct Premiums Earned	Dividends Paid Or Credited on Direct Business	Direct Losses Paid	Direct Losses Incurred
24. Group policies (b).....					
24.1 Federal Employee Health Benefits Plan premium (b).....					
24.2 Credit (group and individual).....					
24.3 Collectively renewable policies (b).....					
24.4 Medicare Title XVIII exempt from state taxes or fees.....					
Other Individual Policies:					
25.1 Non-cancelable (b).....					
25.2 Guaranteed renewable (b).....					
25.3 Non-renewable for stated reasons only (b).....					
25.4 Other accident only.....					
25.5 All other (b).....					
25.6 Totals (Sum of Lines 25.1 to 25.5).....	0	0	0	0	0
26. Totals (Lines 24 + 24.1 + 24.2 + 24.3 + 24.4 + 25.6).....	0	0	0	0	0

NONE

(b) For health business on indicated lines report: Number of persons insured under PPO managed products.....0 and number of persons insured under indemnity only products.....0.





DIRECT BUSINESS IN Other Alien # 40 DURING THE YEAR  
NAIC Group Code....0140 NAIC Company Code....64327

LIFE INSURANCE

	1	2	3	4	5
	Ordinary	Credit Life (Group and Individual)	Group	Industrial	Total
DIRECT PREMIUMS AND ANNUITY CONSIDERATIONS					
1. Life insurance.....					0
2. Annuity considerations.....					0
3. Deposit-type contract funds.....		XXX		XXX	0
4. Other considerations.....					0
5. Totals (Sum of Lines 1 to 4).....	0	0	0	0	0
DIRECT DIVIDENDS TO POLICYHOLDERS					
Life insurance:					
6.1 Paid in cash or left on deposit.....					0
6.2 Applied to pay renewal premiums.....					0
6.3 Applied to provide paid-up additions or shorten the endowment or premium-paying period.....					0
6.4 Other.....					0
6.5 Totals (Sum of Lines 6.1 to 6.4).....	0	0	0	0	0
Annuities:					
7.1 Paid in cash or left on deposit.....					0
7.2 Applied to provide paid-up annuities.....					0
7.3 Other.....					0
7.4 Totals (Sum of Lines 7.1 to 7.3).....	0	0	0	0	0
8. Grand Totals (Lines 6.5 + 7.4).....	0	0	0	0	0
DIRECT CLAIMS AND BENEFITS PAID					
9. Death benefits.....					0
10. Matured endowments.....					0
11. Annuity benefits.....					0
12. Surrender values and withdrawals for life contracts.....					0
13. Aggregate write-ins for miscellaneous direct claims and benefits paid.....	0	0	0	0	0
14. All other benefits, except accident and health.....					0
15. Totals.....	0	0	0	0	0

NONE

DETAILS OF WRITE-INS					
1301. ....					0
1302. ....					0
1303. ....					0
1398. Summary of remaining write-ins for Line 13 from overflow page.....	0	0	0	0	0
1399. Total (Lines 1301 through 1303 plus 1398)(Line 13 above).....	0	0	0	0	0

	Ordinary		Credit Life (Group and Individual)		Group		Industrial		Total	
	1	2	3	4	5	6	7	8	9	10
	No.	Amount	No. of Ind. Pols. & Gr. Certifs.	Amount	No. of Certifs.	Amount	No.	Amount	No.	Amount
DIRECT DEATH BENEFITS AND MATURED ENDOWMENTS INCURRED										
16. Unpaid December 31, prior year.....									0	0
17. Incurred during current year.....									0	0
Settled during current year:										
18.1 By payment in full.....									0	0
18.2 By payment on compromised claims.....									0	0
18.3 Totals paid.....	0	0	0	0	0	0	0	0	0	0
18.4 Reduction by compromise.....									0	0
18.5 Amount rejected.....									0	0
18.6 Total settlements.....	0	0	0	0	0	0	0	0	0	0
19. Unpaid Dec. 31, current year (Lines 16 + 17 - 18.6).....	0	0	0	0	0	0	0	0	0	0
POLICY EXHIBIT					No. of Pol.					
20. In force December 31, prior year.....				(a).....					0	0
21. Issued during year.....									0	0
22. Other changes to in force (Net).....									0	0
23. In force December 31 of current year.....	0	0	0	(a).....0	0	0	0	0	0	0

NONE

(a) Includes Individual Credit Life Insurance, prior year \$.....0 current year \$.....0.  
Includes Group Credit Life Insurance Loans less than or equal to 60 months at issue, prior year \$.....0 current year \$.....0.  
Loans greater than 60 months at issue BUT NOT GREATER THAN 120 MONTHS, prior year \$.....0 current year \$.....0.

ACCIDENT AND HEALTH INSURANCE

	1	2	3	4	5
	Direct Premiums	Direct Premiums Earned	Dividends Paid Or Credited on Direct Business	Direct Losses Paid	Direct Losses Incurred
24. Group policies (b).....					
24.1 Federal Employee Health Benefits Plan premium (b).....					
24.2 Credit (group and individual).....					
24.3 Collectively renewable policies (b).....					
24.4 Medicare Title XVIII exempt from state taxes or fees.....					
Other Individual Policies:					
25.1 Non-cancelable (b).....					
25.2 Guaranteed renewable (b).....					
25.3 Non-renewable for stated reasons only (b).....					
25.4 Other accident only.....					
25.5 All other (b).....					
25.6 Totals (Sum of Lines 25.1 to 25.5).....	0	0	0	0	0
26. Totals (Lines 24 + 24.1 + 24.2 + 24.3 + 24.4 + 25.6).....	0	0	0	0	0

NONE

(b) For health business on indicated lines report: Number of persons insured under PPO managed products.....0 and number of persons insured under indemnity only products.....0.

HARLEYSVILLE LIFE INSURANCE COMPANY



DIRECT BUSINESS IN Other Alien # 41 DURING THE YEAR  
NAIC Group Code....0140 NAIC Company Code....64327

LIFE INSURANCE

	1	2	3	4	5
	Ordinary	Credit Life (Group and Individual)	Group	Industrial	Total
DIRECT PREMIUMS AND ANNUITY CONSIDERATIONS					
1. Life insurance.....					0
2. Annuity considerations.....					0
3. Deposit-type contract funds.....		XXX		XXX	0
4. Other considerations.....					0
5. Totals (Sum of Lines 1 to 4).....	0	0	0	0	0
DIRECT DIVIDENDS TO POLICYHOLDERS					
Life insurance:					
6.1 Paid in cash or left on deposit.....					0
6.2 Applied to pay renewal premiums.....					0
6.3 Applied to provide paid-up additions or shorten the endowment or premium-paying period.....					0
6.4 Other.....					0
6.5 Totals (Sum of Lines 6.1 to 6.4).....	0	0	0	0	0
Annuities:					
7.1 Paid in cash or left on deposit.....					0
7.2 Applied to provide paid-up annuities.....					0
7.3 Other.....					0
7.4 Totals (Sum of Lines 7.1 to 7.3).....	0	0	0	0	0
8. Grand Totals (Lines 6.5 + 7.4).....	0	0	0	0	0
DIRECT CLAIMS AND BENEFITS PAID					
9. Death benefits.....					0
10. Matured endowments.....					0
11. Annuity benefits.....					0
12. Surrender values and withdrawals for life contracts.....					0
13. Aggregate write-ins for miscellaneous direct claims and benefits paid.....	0	0	0	0	0
14. All other benefits, except accident and health.....					0
15. Totals.....	0	0	0	0	0

NONE

DETAILS OF WRITE-INS					
1301. ....					0
1302. ....					0
1303. ....					0
1398. Summary of remaining write-ins for Line 13 from overflow page.....	0	0	0	0	0
1399. Total (Lines 1301 through 1303 plus 1398)(Line 13 above).....	0	0	0	0	0

	Ordinary		Credit Life (Group and Individual)		Group		Industrial		Total	
	1	2	3	4	5	6	7	8	9	10
	No.	Amount	No. of Ind. Pols. & Gr. Certifs.	Amount	No. of Certifs.	Amount	No.	Amount	No.	Amount
DIRECT DEATH BENEFITS AND MATURED ENDOWMENTS INCURRED										
16. Unpaid December 31, prior year.....									0	0
17. Incurred during current year.....									0	0
Settled during current year:										
18.1 By payment in full.....									0	0
18.2 By payment on compromised claims.....									0	0
18.3 Totals paid.....	0	0	0	0	0	0	0	0	0	0
18.4 Reduction by compromise.....									0	0
18.5 Amount rejected.....									0	0
18.6 Total settlements.....	0	0	0	0	0	0	0	0	0	0
19. Unpaid Dec. 31, current year (Lines 16 + 17 - 18.6).....	0	0	0	0	0	0	0	0	0	0
POLICY EXHIBIT					No. of Pol.					
20. In force December 31, prior year.....				(a).....					0	0
21. Issued during year.....									0	0
22. Other changes to in force (Net).....									0	0
23. In force December 31 of current year.....	0	0	0	(a).....0	0	0	0	0	0	0

NONE

(a) Includes Individual Credit Life Insurance, prior year \$.....0 current year \$.....0.  
Includes Group Credit Life Insurance Loans less than or equal to 60 months at issue, prior year \$.....0 current year \$.....0.  
Loans greater than 60 months at issue BUT NOT GREATER THAN 120 MONTHS, prior year \$.....0 current year \$.....0.

ACCIDENT AND HEALTH INSURANCE

	1	2	3	4	5
	Direct Premiums	Direct Premiums Earned	Dividends Paid Or Credited on Direct Business	Direct Losses Paid	Direct Losses Incurred
24. Group policies (b).....					
24.1 Federal Employee Health Benefits Plan premium (b).....					
24.2 Credit (group and individual).....					
24.3 Collectively renewable policies (b).....					
24.4 Medicare Title XVIII exempt from state taxes or fees.....					
Other Individual Policies:					
25.1 Non-cancelable (b).....					
25.2 Guaranteed renewable (b).....					
25.3 Non-renewable for stated reasons only (b).....					
25.4 Other accident only.....					
25.5 All other (b).....					
25.6 Totals (Sum of Lines 25.1 to 25.5).....	0	0	0	0	0
26. Totals (Lines 24 + 24.1 + 24.2 + 24.3 + 24.4 + 25.6).....	0	0	0	0	0

NONE

(b) For health business on indicated lines report: Number of persons insured under PPO managed products.....0 and number of persons insured under indemnity only products.....0.



DIRECT BUSINESS IN Other Alien # 42 DURING THE YEAR  
NAIC Group Code....0140 NAIC Company Code....64327

LIFE INSURANCE

	1	2	3	4	5
	Ordinary	Credit Life (Group and Individual)	Group	Industrial	Total
DIRECT PREMIUMS AND ANNUITY CONSIDERATIONS					
1. Life insurance.....					0
2. Annuity considerations.....					0
3. Deposit-type contract funds.....		XXX		XXX	0
4. Other considerations.....					0
5. Totals (Sum of Lines 1 to 4).....	0	0	0	0	0
DIRECT DIVIDENDS TO POLICYHOLDERS					
Life insurance:					
6.1 Paid in cash or left on deposit.....					0
6.2 Applied to pay renewal premiums.....					0
6.3 Applied to provide paid-up additions or shorten the endowment or premium-paying period.....					0
6.4 Other.....					0
6.5 Totals (Sum of Lines 6.1 to 6.4).....	0	0	0	0	0
Annuities:					
7.1 Paid in cash or left on deposit.....					0
7.2 Applied to provide paid-up annuities.....					0
7.3 Other.....					0
7.4 Totals (Sum of Lines 7.1 to 7.3).....	0	0	0	0	0
8. Grand Totals (Lines 6.5 + 7.4).....	0	0	0	0	0
DIRECT CLAIMS AND BENEFITS PAID					
9. Death benefits.....					0
10. Matured endowments.....					0
11. Annuity benefits.....					0
12. Surrender values and withdrawals for life contracts.....					0
13. Aggregate write-ins for miscellaneous direct claims and benefits paid.....	0	0	0	0	0
14. All other benefits, except accident and health.....					0
15. Totals.....	0	0	0	0	0

NONE

DETAILS OF WRITE-INS					
1301. ....					0
1302. ....					0
1303. ....					0
1398. Summary of remaining write-ins for Line 13 from overflow page.....	0	0	0	0	0
1399. Total (Lines 1301 through 1303 plus 1398)(Line 13 above).....	0	0	0	0	0

	Ordinary		Credit Life (Group and Individual)		Group		Industrial		Total	
	1	2	3	4	5	6	7	8	9	10
	No.	Amount	No. of Ind. Pols. & Gr. Certifs.	Amount	No. of Certifs.	Amount	No.	Amount	No.	Amount
DIRECT DEATH BENEFITS AND MATURED ENDOWMENTS INCURRED										
16. Unpaid December 31, prior year.....									0	0
17. Incurred during current year.....									0	0
Settled during current year:										
18.1 By payment in full.....									0	0
18.2 By payment on compromised claims.....									0	0
18.3 Totals paid.....	0	0		0	0	0	0	0	0	0
18.4 Reduction by compromise.....									0	0
18.5 Amount rejected.....									0	0
18.6 Total settlements.....	0	0	0	0	0	0	0	0	0	0
19. Unpaid Dec. 31, current year (Lines 16 + 17 - 18.6).....	0	0	0	0	0	0	0	0	0	0
POLICY EXHIBIT					No. of Pol.					
20. In force December 31, prior year.....				(a).....					0	0
21. Issued during year.....									0	0
22. Other changes to in force (Net).....									0	0
23. In force December 31 of current year.....	0	0	0	(a).....0	0	0	0	0	0	0

NONE

(a) Includes Individual Credit Life Insurance, prior year \$.....0 current year \$.....0.  
Includes Group Credit Life Insurance Loans less than or equal to 60 months at issue, prior year \$.....0 current year \$.....0.  
Loans greater than 60 months at issue BUT NOT GREATER THAN 120 MONTHS, prior year \$.....0 current year \$.....0.

ACCIDENT AND HEALTH INSURANCE

	1	2	3	4	5
	Direct Premiums	Direct Premiums Earned	Dividends Paid Or Credited on Direct Business	Direct Losses Paid	Direct Losses Incurred
24. Group policies (b).....					
24.1 Federal Employee Health Benefits Plan premium (b).....					
24.2 Credit (group and individual).....					
24.3 Collectively renewable policies (b).....					
24.4 Medicare Title XVIII exempt from state taxes or fees.....					
Other Individual Policies:					
25.1 Non-cancelable (b).....					
25.2 Guaranteed renewable (b).....					
25.3 Non-renewable for stated reasons only (b).....					
25.4 Other accident only.....					
25.5 All other (b).....					
25.6 Totals (Sum of Lines 25.1 to 25.5).....	0	0	0	0	0
26. Totals (Lines 24 + 24.1 + 24.2 + 24.3 + 24.4 + 25.6).....	0	0	0	0	0

NONE

(b) For health business on indicated lines report: Number of persons insured under PPO managed products.....0 and number of persons insured under indemnity only products.....0.



DIRECT BUSINESS IN Other Alien # 43 DURING THE YEAR  
NAIC Group Code....0140 NAIC Company Code....64327

LIFE INSURANCE

	1	2	3	4	5
	Ordinary	Credit Life (Group and Individual)	Group	Industrial	Total
DIRECT PREMIUMS AND ANNUITY CONSIDERATIONS					
1. Life insurance.....					0
2. Annuity considerations.....					0
3. Deposit-type contract funds.....		XXX		XXX	0
4. Other considerations.....					0
5. Totals (Sum of Lines 1 to 4).....	0	0	0	0	0
DIRECT DIVIDENDS TO POLICYHOLDERS					
Life insurance:					
6.1 Paid in cash or left on deposit.....					0
6.2 Applied to pay renewal premiums.....					0
6.3 Applied to provide paid-up additions or shorten the endowment or premium-paying period.....					0
6.4 Other.....					0
6.5 Totals (Sum of Lines 6.1 to 6.4).....	0	0	0	0	0
Annuities:					
7.1 Paid in cash or left on deposit.....					0
7.2 Applied to provide paid-up annuities.....					0
7.3 Other.....					0
7.4 Totals (Sum of Lines 7.1 to 7.3).....	0	0	0	0	0
8. Grand Totals (Lines 6.5 + 7.4).....	0	0	0	0	0
DIRECT CLAIMS AND BENEFITS PAID					
9. Death benefits.....					0
10. Matured endowments.....					0
11. Annuity benefits.....					0
12. Surrender values and withdrawals for life contracts.....					0
13. Aggregate write-ins for miscellaneous direct claims and benefits paid.....	0	0	0	0	0
14. All other benefits, except accident and health.....					0
15. Totals.....	0	0	0	0	0

NONE

DETAILS OF WRITE-INS					
1301. ....					0
1302. ....					0
1303. ....					0
1398. Summary of remaining write-ins for Line 13 from overflow page.....	0	0	0	0	0
1399. Total (Lines 1301 through 1303 plus 1398)(Line 13 above).....	0	0	0	0	0

	Ordinary		Credit Life (Group and Individual)		Group		Industrial		Total	
	1	2	3	4	5	6	7	8	9	10
	No.	Amount	No. of Ind. Pols. & Gr. Certifs.	Amount	No. of Certifs.	Amount	No.	Amount	No.	Amount
DIRECT DEATH BENEFITS AND MATURED ENDOWMENTS INCURRED										
16. Unpaid December 31, prior year.....									0	0
17. Incurred during current year.....									0	0
Settled during current year:										
18.1 By payment in full.....									0	0
18.2 By payment on compromised claims.....									0	0
18.3 Totals paid.....	0	0	0	0	0	0	0	0	0	0
18.4 Reduction by compromise.....									0	0
18.5 Amount rejected.....									0	0
18.6 Total settlements.....	0	0	0	0	0	0	0	0	0	0
19. Unpaid Dec. 31, current year (Lines 16 + 17 - 18.6).....	0	0	0	0	0	0	0	0	0	0
POLICY EXHIBIT					No. of Pol.					
20. In force December 31, prior year.....				(a).....					0	0
21. Issued during year.....									0	0
22. Other changes to in force (Net).....									0	0
23. In force December 31 of current year.....	0	0	0	(a).....	0	0	0	0	0	0

NONE

(a) Includes Individual Credit Life Insurance, prior year \$.....0 current year \$.....0.  
Includes Group Credit Life Insurance Loans less than or equal to 60 months at issue, prior year \$.....0 current year \$.....0.  
Loans greater than 60 months at issue BUT NOT GREATER THAN 120 MONTHS, prior year \$.....0 current year \$.....0.

ACCIDENT AND HEALTH INSURANCE

	1	2	3	4	5
	Direct Premiums	Direct Premiums Earned	Dividends Paid Or Credited on Direct Business	Direct Losses Paid	Direct Losses Incurred
24. Group policies (b).....					
24.1 Federal Employee Health Benefits Plan premium (b).....					
24.2 Credit (group and individual).....					
24.3 Collectively renewable policies (b).....					
24.4 Medicare Title XVIII exempt from state taxes or fees.....					
Other Individual Policies:					
25.1 Non-cancelable (b).....					
25.2 Guaranteed renewable (b).....					
25.3 Non-renewable for stated reasons only (b).....					
25.4 Other accident only.....					
25.5 All other (b).....					
25.6 Totals (Sum of Lines 25.1 to 25.5).....	0	0	0	0	0
26. Totals (Lines 24 + 24.1 + 24.2 + 24.3 + 24.4 + 25.6).....	0	0	0	0	0

NONE

(b) For health business on indicated lines report: Number of persons insured under PPO managed products.....0 and number of persons insured under indemnity only products.....0.

HARLEYSVILLE LIFE INSURANCE COMPANY



DIRECT BUSINESS IN Other Alien # 44 DURING THE YEAR  
NAIC Group Code.....0140 NAIC Company Code.....64327

LIFE INSURANCE

	1	2	3	4	5
	Ordinary	Credit Life (Group and Individual)	Group	Industrial	Total
DIRECT PREMIUMS AND ANNUITY CONSIDERATIONS					
1. Life insurance.....					0
2. Annuity considerations.....					0
3. Deposit-type contract funds.....		XXX		XXX	0
4. Other considerations.....					0
5. Totals (Sum of Lines 1 to 4).....	0	0	0	0	0
DIRECT DIVIDENDS TO POLICYHOLDERS					
Life insurance:					
6.1 Paid in cash or left on deposit.....					0
6.2 Applied to pay renewal premiums.....					0
6.3 Applied to provide paid-up additions or shorten the endowment or premium-paying period.....					0
6.4 Other.....					0
6.5 Totals (Sum of Lines 6.1 to 6.4).....	0	0	0	0	0
Annuities:					
7.1 Paid in cash or left on deposit.....					0
7.2 Applied to provide paid-up annuities.....					0
7.3 Other.....					0
7.4 Totals (Sum of Lines 7.1 to 7.3).....	0	0	0	0	0
8. Grand Totals (Lines 6.5 + 7.4).....	0	0	0	0	0
DIRECT CLAIMS AND BENEFITS PAID					
9. Death benefits.....					0
10. Matured endowments.....					0
11. Annuity benefits.....					0
12. Surrender values and withdrawals for life contracts.....					0
13. Aggregate write-ins for miscellaneous direct claims and benefits paid.....	0	0	0	0	0
14. All other benefits, except accident and health.....					0
15. Totals.....	0	0	0	0	0

DETAILS OF WRITE-INS					
1301. ....					0
1302. ....					0
1303. ....					0
1398. Summary of remaining write-ins for Line 13 from overflow page.....	0	0	0	0	0
1399. Total (Lines 1301 through 1303 plus 1398)(Line 13 above).....	0	0	0	0	0

	Ordinary		Credit Life (Group and Individual)		Group		Industrial		Total	
	1	2	3	4	5	6	7	8	9	10
	No.	Amount	No. of Ind. Pols. & Gr. Certifs.	Amount	No. of Certifs.	Amount	No.	Amount	No.	Amount
DIRECT DEATH BENEFITS AND MATURED ENDOWMENTS INCURRED										
16. Unpaid December 31, prior year.....									0	0
17. Incurred during current year.....									0	0
Settled during current year:										
18.1 By payment in full.....									0	0
18.2 By payment on compromised claims.....									0	0
18.3 Totals paid.....	0	0	0	0	0	0	0	0	0	0
18.4 Reduction by compromise.....									0	0
18.5 Amount rejected.....									0	0
18.6 Total settlements.....	0	0	0	0	0	0	0	0	0	0
19. Unpaid Dec. 31, current year (Lines 16 + 17 - 18.6).....	0	0	0	0	0	0	0	0	0	0
POLICY EXHIBIT					No. of Pol.					
20. In force December 31, prior year.....				(a).....					0	0
21. Issued during year.....									0	0
22. Other changes to in force (Net).....									0	0
23. In force December 31 of current year.....	0	0	0	(a).....0	0	0	0	0	0	0

(a) Includes Individual Credit Life Insurance, prior year \$.....0 current year \$.....0.  
Includes Group Credit Life Insurance Loans less than or equal to 60 months at issue, prior year \$.....0 current year \$.....0.  
Loans greater than 60 months at issue BUT NOT GREATER THAN 120 MONTHS, prior year \$.....0 current year \$.....0.

ACCIDENT AND HEALTH INSURANCE

	1	2	3	4	5
	Direct Premiums	Direct Premiums Earned	Dividends Paid Or Credited on Direct Business	Direct Losses Paid	Direct Losses Incurred
24. Group policies (b).....					
24.1 Federal Employee Health Benefits Plan premium (b).....					
24.2 Credit (group and individual).....					
24.3 Collectively renewable policies (b).....					
24.4 Medicare Title XVIII exempt from state taxes or fees.....					
Other Individual Policies:					
25.1 Non-cancelable (b).....					
25.2 Guaranteed renewable (b).....					
25.3 Non-renewable for stated reasons only (b).....					
25.4 Other accident only.....					
25.5 All other (b).....					
25.6 Totals (Sum of Lines 25.1 to 25.5).....	0	0	0	0	0
26. Totals (Lines 24 + 24.1 + 24.2 + 24.3 + 24.4 + 25.6).....	0	0	0	0	0

(b) For health business on indicated lines report: Number of persons insured under PPO managed products.....0 and number of persons insured under indemnity only products.....0.



DIRECT BUSINESS IN Other Alien # 45 DURING THE YEAR  
NAIC Group Code....0140 NAIC Company Code....64327

LIFE INSURANCE

	1	2	3	4	5
	Ordinary	Credit Life (Group and Individual)	Group	Industrial	Total
DIRECT PREMIUMS AND ANNUITY CONSIDERATIONS					
1. Life insurance.....					0
2. Annuity considerations.....					0
3. Deposit-type contract funds.....		XXX		XXX	0
4. Other considerations.....					0
5. Totals (Sum of Lines 1 to 4).....	0	0	0	0	0
DIRECT DIVIDENDS TO POLICYHOLDERS					
Life insurance:					
6.1 Paid in cash or left on deposit.....					0
6.2 Applied to pay renewal premiums.....					0
6.3 Applied to provide paid-up additions or shorten the endowment or premium-paying period.....					0
6.4 Other.....					0
6.5 Totals (Sum of Lines 6.1 to 6.4).....	0	0	0	0	0
Annuities:					
7.1 Paid in cash or left on deposit.....					0
7.2 Applied to provide paid-up annuities.....					0
7.3 Other.....					0
7.4 Totals (Sum of Lines 7.1 to 7.3).....	0	0	0	0	0
8. Grand Totals (Lines 6.5 + 7.4).....	0	0	0	0	0
DIRECT CLAIMS AND BENEFITS PAID					
9. Death benefits.....					0
10. Matured endowments.....					0
11. Annuity benefits.....					0
12. Surrender values and withdrawals for life contracts.....					0
13. Aggregate write-ins for miscellaneous direct claims and benefits paid.....	0	0	0	0	0
14. All other benefits, except accident and health.....					0
15. Totals.....	0	0	0	0	0

NONE

DETAILS OF WRITE-INS					
1301. ....					0
1302. ....					0
1303. ....					0
1398. Summary of remaining write-ins for Line 13 from overflow page.....	0	0	0	0	0
1399. Total (Lines 1301 through 1303 plus 1398)(Line 13 above).....	0	0	0	0	0

	Ordinary		Credit Life (Group and Individual)		Group		Industrial		Total	
	1	2	3	4	5	6	7	8	9	10
	No.	Amount	No. of Ind. Pols. & Gr. Certifs.	Amount	No. of Certifs.	Amount	No.	Amount	No.	Amount
DIRECT DEATH BENEFITS AND MATURED ENDOWMENTS INCURRED										
16. Unpaid December 31, prior year.....									0	0
17. Incurred during current year.....									0	0
Settled during current year:										
18.1 By payment in full.....									0	0
18.2 By payment on compromised claims.....									0	0
18.3 Totals paid.....	0	0	0	0	0	0	0	0	0	0
18.4 Reduction by compromise.....									0	0
18.5 Amount rejected.....									0	0
18.6 Total settlements.....	0	0	0	0	0	0	0	0	0	0
19. Unpaid Dec. 31, current year (Lines 16 + 17 - 18.6).....	0	0	0	0	0	0	0	0	0	0
POLICY EXHIBIT					No. of Pol.					
20. In force December 31, prior year.....				(a).....					0	0
21. Issued during year.....									0	0
22. Other changes to in force (Net).....									0	0
23. In force December 31 of current year.....	0	0	0	(a).....	0	0	0	0	0	0

NONE

(a) Includes Individual Credit Life Insurance, prior year \$.....0 current year \$.....0.  
Includes Group Credit Life Insurance Loans less than or equal to 60 months at issue, prior year \$.....0 current year \$.....0.  
Loans greater than 60 months at issue BUT NOT GREATER THAN 120 MONTHS, prior year \$.....0 current year \$.....0.

ACCIDENT AND HEALTH INSURANCE

	1	2	3	4	5
	Direct Premiums	Direct Premiums Earned	Dividends Paid Or Credited on Direct Business	Direct Losses Paid	Direct Losses Incurred
24. Group policies (b).....					
24.1 Federal Employee Health Benefits Plan premium (b).....					
24.2 Credit (group and individual).....					
24.3 Collectively renewable policies (b).....					
24.4 Medicare Title XVIII exempt from state taxes or fees.....					
Other Individual Policies:					
25.1 Non-cancelable (b).....					
25.2 Guaranteed renewable (b).....					
25.3 Non-renewable for stated reasons only (b).....					
25.4 Other accident only.....					
25.5 All other (b).....					
25.6 Totals (Sum of Lines 25.1 to 25.5).....	0	0	0	0	0
26. Totals (Lines 24 + 24.1 + 24.2 + 24.3 + 24.4 + 25.6).....	0	0	0	0	0

NONE

(b) For health business on indicated lines report: Number of persons insured under PPO managed products.....0 and number of persons insured under indemnity only products.....0.



DIRECT BUSINESS IN Other Alien # 46 DURING THE YEAR  
NAIC Group Code....0140 NAIC Company Code....64327

LIFE INSURANCE

	1	2	3	4	5
	Ordinary	Credit Life (Group and Individual)	Group	Industrial	Total
DIRECT PREMIUMS AND ANNUITY CONSIDERATIONS					
1. Life insurance.....					0
2. Annuity considerations.....					0
3. Deposit-type contract funds.....		XXX		XXX	0
4. Other considerations.....					0
5. Totals (Sum of Lines 1 to 4).....	0	0	0	0	0
DIRECT DIVIDENDS TO POLICYHOLDERS					
Life insurance:					
6.1 Paid in cash or left on deposit.....					0
6.2 Applied to pay renewal premiums.....					0
6.3 Applied to provide paid-up additions or shorten the endowment or premium-paying period.....					0
6.4 Other.....					0
6.5 Totals (Sum of Lines 6.1 to 6.4).....	0	0	0	0	0
Annuities:					
7.1 Paid in cash or left on deposit.....					0
7.2 Applied to provide paid-up annuities.....					0
7.3 Other.....					0
7.4 Totals (Sum of Lines 7.1 to 7.3).....	0	0	0	0	0
8. Grand Totals (Lines 6.5 + 7.4).....	0	0	0	0	0
DIRECT CLAIMS AND BENEFITS PAID					
9. Death benefits.....					0
10. Matured endowments.....					0
11. Annuity benefits.....					0
12. Surrender values and withdrawals for life contracts.....					0
13. Aggregate write-ins for miscellaneous direct claims and benefits paid.....	0	0	0	0	0
14. All other benefits, except accident and health.....					0
15. Totals.....	0	0	0	0	0

NONE

DETAILS OF WRITE-INS					
1301. ....					0
1302. ....					0
1303. ....					0
1398. Summary of remaining write-ins for Line 13 from overflow page.....	0	0	0	0	0
1399. Total (Lines 1301 through 1303 plus 1398)(Line 13 above).....	0	0	0	0	0

	Ordinary		Credit Life (Group and Individual)		Group		Industrial		Total	
	1	2	3	4	5	6	7	8	9	10
	No.	Amount	No. of Ind. Pols. & Gr. Certifs.	Amount	No. of Certifs.	Amount	No.	Amount	No.	Amount
DIRECT DEATH BENEFITS AND MATURED ENDOWMENTS INCURRED										
16. Unpaid December 31, prior year.....									0	0
17. Incurred during current year.....									0	0
Settled during current year:										
18.1 By payment in full.....									0	0
18.2 By payment on compromised claims.....									0	0
18.3 Totals paid.....	0	0	0	0	0	0	0	0	0	0
18.4 Reduction by compromise.....									0	0
18.5 Amount rejected.....									0	0
18.6 Total settlements.....	0	0	0	0	0	0	0	0	0	0
19. Unpaid Dec. 31, current year (Lines 16 + 17 - 18.6).....	0	0	0	0	0	0	0	0	0	0
POLICY EXHIBIT					No. of Pol.					
20. In force December 31, prior year.....				(a).....					0	0
21. Issued during year.....									0	0
22. Other changes to in force (Net).....									0	0
23. In force December 31 of current year.....	0	0	0	(a).....	0	0	0	0	0	0

NONE

(a) Includes Individual Credit Life Insurance, prior year \$.....0 current year \$.....0.  
Includes Group Credit Life Insurance Loans less than or equal to 60 months at issue, prior year \$.....0 current year \$.....0.  
Loans greater than 60 months at issue BUT NOT GREATER THAN 120 MONTHS, prior year \$.....0 current year \$.....0.

ACCIDENT AND HEALTH INSURANCE

	1	2	3	4	5
	Direct Premiums	Direct Premiums Earned	Dividends Paid Or Credited on Direct Business	Direct Losses Paid	Direct Losses Incurred
24. Group policies (b).....					
24.1 Federal Employee Health Benefits Plan premium (b).....					
24.2 Credit (group and individual).....					
24.3 Collectively renewable policies (b).....					
24.4 Medicare Title XVIII exempt from state taxes or fees.....					
Other Individual Policies:					
25.1 Non-cancelable (b).....					
25.2 Guaranteed renewable (b).....					
25.3 Non-renewable for stated reasons only (b).....					
25.4 Other accident only.....					
25.5 All other (b).....					
25.6 Totals (Sum of Lines 25.1 to 25.5).....	0	0	0	0	0
26. Totals (Lines 24 + 24.1 + 24.2 + 24.3 + 24.4 + 25.6).....	0	0	0	0	0

NONE

(b) For health business on indicated lines report: Number of persons insured under PPO managed products.....0 and number of persons insured under indemnity only products.....0.



DIRECT BUSINESS IN Other Alien # 47 DURING THE YEAR  
NAIC Group Code.....0140 NAIC Company Code.....64327

LIFE INSURANCE

	1	2	3	4	5
	Ordinary	Credit Life (Group and Individual)	Group	Industrial	Total
DIRECT PREMIUMS AND ANNUITY CONSIDERATIONS					
1. Life insurance.....					0
2. Annuity considerations.....					0
3. Deposit-type contract funds.....		XXX		XXX	0
4. Other considerations.....					0
5. Totals (Sum of Lines 1 to 4).....	0	0	0	0	0
DIRECT DIVIDENDS TO POLICYHOLDERS					
Life insurance:					
6.1 Paid in cash or left on deposit.....					0
6.2 Applied to pay renewal premiums.....					0
6.3 Applied to provide paid-up additions or shorten the endowment or premium-paying period.....					0
6.4 Other.....					0
6.5 Totals (Sum of Lines 6.1 to 6.4).....	0	0	0	0	0
Annuities:					
7.1 Paid in cash or left on deposit.....					0
7.2 Applied to provide paid-up annuities.....					0
7.3 Other.....					0
7.4 Totals (Sum of Lines 7.1 to 7.3).....	0	0	0	0	0
8. Grand Totals (Lines 6.5 + 7.4).....	0	0	0	0	0
DIRECT CLAIMS AND BENEFITS PAID					
9. Death benefits.....					0
10. Matured endowments.....					0
11. Annuity benefits.....					0
12. Surrender values and withdrawals for life contracts.....					0
13. Aggregate write-ins for miscellaneous direct claims and benefits paid.....	0	0	0	0	0
14. All other benefits, except accident and health.....					0
15. Totals.....	0	0	0	0	0

NONE

DETAILS OF WRITE-INS					
1301. ....					0
1302. ....					0
1303. ....					0
1398. Summary of remaining write-ins for Line 13 from overflow page.....	0	0	0	0	0
1399. Total (Lines 1301 through 1303 plus 1398)(Line 13 above).....	0	0	0	0	0

	Ordinary		Credit Life (Group and Individual)		Group		Industrial		Total	
	1	2	3	4	5	6	7	8	9	10
	No.	Amount	No. of Ind. Pols. & Gr. Certifs.	Amount	No. of Certifs.	Amount	No.	Amount	No.	Amount
DIRECT DEATH BENEFITS AND MATURED ENDOWMENTS INCURRED										
16. Unpaid December 31, prior year.....									0	0
17. Incurred during current year.....									0	0
Settled during current year:										
18.1 By payment in full.....									0	0
18.2 By payment on compromised claims.....									0	0
18.3 Totals paid.....	0	0	0	0	0	0	0	0	0	0
18.4 Reduction by compromise.....									0	0
18.5 Amount rejected.....									0	0
18.6 Total settlements.....	0	0	0	0	0	0	0	0	0	0
19. Unpaid Dec. 31, current year (Lines 16 + 17 - 18.6).....	0	0	0	0	0	0	0	0	0	0
POLICY EXHIBIT					No. of Pol.					
20. In force December 31, prior year.....				(a).....					0	0
21. Issued during year.....									0	0
22. Other changes to in force (Net).....									0	0
23. In force December 31 of current year.....	0	0	0	(a).....	0	0	0	0	0	0

NONE

(a) Includes Individual Credit Life Insurance, prior year \$.....0 current year \$.....0.  
Includes Group Credit Life Insurance Loans less than or equal to 60 months at issue, prior year \$.....0 current year \$.....0.  
Loans greater than 60 months at issue BUT NOT GREATER THAN 120 MONTHS, prior year \$.....0 current year \$.....0.

ACCIDENT AND HEALTH INSURANCE

	1	2	3	4	5
	Direct Premiums	Direct Premiums Earned	Dividends Paid Or Credited on Direct Business	Direct Losses Paid	Direct Losses Incurred
24. Group policies (b).....					
24.1 Federal Employee Health Benefits Plan premium (b).....					
24.2 Credit (group and individual).....					
24.3 Collectively renewable policies (b).....					
24.4 Medicare Title XVIII exempt from state taxes or fees.....					
Other Individual Policies:					
25.1 Non-cancelable (b).....					
25.2 Guaranteed renewable (b).....					
25.3 Non-renewable for stated reasons only (b).....					
25.4 Other accident only.....					
25.5 All other (b).....					
25.6 Totals (Sum of Lines 25.1 to 25.5).....	0	0	0	0	0
26. Totals (Lines 24 + 24.1 + 24.2 + 24.3 + 24.4 + 25.6).....	0	0	0	0	0

NONE

(b) For health business on indicated lines report: Number of persons insured under PPO managed products.....0 and number of persons insured under indemnity only products.....0.



HARLEYSVILLE LIFE INSURANCE COMPANY



DIRECT BUSINESS IN Other Alien # 48 DURING THE YEAR  
NAIC Group Code....0140 NAIC Company Code....64327

LIFE INSURANCE

	1	2	3	4	5
	Ordinary	Credit Life (Group and Individual)	Group	Industrial	Total
DIRECT PREMIUMS AND ANNUITY CONSIDERATIONS					
1. Life insurance.....					0
2. Annuity considerations.....					0
3. Deposit-type contract funds.....		XXX		XXX	0
4. Other considerations.....					0
5. Totals (Sum of Lines 1 to 4).....	0	0	0	0	0
DIRECT DIVIDENDS TO POLICYHOLDERS					
Life insurance:					
6.1 Paid in cash or left on deposit.....					0
6.2 Applied to pay renewal premiums.....					0
6.3 Applied to provide paid-up additions or shorten the endowment or premium-paying period.....					0
6.4 Other.....					0
6.5 Totals (Sum of Lines 6.1 to 6.4).....	0	0	0	0	0
Annuities:					
7.1 Paid in cash or left on deposit.....					0
7.2 Applied to provide paid-up annuities.....					0
7.3 Other.....					0
7.4 Totals (Sum of Lines 7.1 to 7.3).....	0	0	0	0	0
8. Grand Totals (Lines 6.5 + 7.4).....	0	0	0	0	0
DIRECT CLAIMS AND BENEFITS PAID					
9. Death benefits.....					0
10. Matured endowments.....					0
11. Annuity benefits.....					0
12. Surrender values and withdrawals for life contracts.....					0
13. Aggregate write-ins for miscellaneous direct claims and benefits paid.....	0	0	0	0	0
14. All other benefits, except accident and health.....					0
15. Totals.....	0	0	0	0	0

NONE

DETAILS OF WRITE-INS					
1301. ....					0
1302. ....					0
1303. ....					0
1398. Summary of remaining write-ins for Line 13 from overflow page.....	0	0	0	0	0
1399. Total (Lines 1301 through 1303 plus 1398)(Line 13 above).....	0	0	0	0	0

	Ordinary		Credit Life (Group and Individual)		Group		Industrial		Total	
	1	2	3	4	5	6	7	8	9	10
	No.	Amount	No. of Ind. Pols. & Gr. Certifs.	Amount	No. of Certifs.	Amount	No.	Amount	No.	Amount
DIRECT DEATH BENEFITS AND MATURED ENDOWMENTS INCURRED										
16. Unpaid December 31, prior year.....									0	0
17. Incurred during current year.....									0	0
Settled during current year:										
18.1 By payment in full.....									0	0
18.2 By payment on compromised claims.....									0	0
18.3 Totals paid.....	0	0	0	0	0	0	0	0	0	0
18.4 Reduction by compromise.....									0	0
18.5 Amount rejected.....									0	0
18.6 Total settlements.....	0	0	0	0	0	0	0	0	0	0
19. Unpaid Dec. 31, current year (Lines 16 + 17 - 18.6).....	0	0	0	0	0	0	0	0	0	0
POLICY EXHIBIT					No. of Pol.					
20. In force December 31, prior year.....				(a).....					0	0
21. Issued during year.....									0	0
22. Other changes to in force (Net).....									0	0
23. In force December 31 of current year.....	0	0	0	(a).....	0	0	0	0	0	0

NONE

(a) Includes Individual Credit Life Insurance, prior year \$.....0 current year \$.....0.  
Includes Group Credit Life Insurance Loans less than or equal to 60 months at issue, prior year \$.....0 current year \$.....0.  
Loans greater than 60 months at issue BUT NOT GREATER THAN 120 MONTHS, prior year \$.....0 current year \$.....0.

ACCIDENT AND HEALTH INSURANCE

	1	2	3	4	5
	Direct Premiums	Direct Premiums Earned	Dividends Paid Or Credited on Direct Business	Direct Losses Paid	Direct Losses Incurred
24. Group policies (b).....					
24.1 Federal Employee Health Benefits Plan premium (b).....					
24.2 Credit (group and individual).....					
24.3 Collectively renewable policies (b).....					
24.4 Medicare Title XVIII exempt from state taxes or fees.....					
Other Individual Policies:					
25.1 Non-cancelable (b).....					
25.2 Guaranteed renewable (b).....					
25.3 Non-renewable for stated reasons only (b).....					
25.4 Other accident only.....					
25.5 All other (b).....					
25.6 Totals (Sum of Lines 25.1 to 25.5).....	0	0	0	0	0
26. Totals (Lines 24 + 24.1 + 24.2 + 24.3 + 24.4 + 25.6).....	0	0	0	0	0

NONE

(b) For health business on indicated lines report: Number of persons insured under PPO managed products.....0 and number of persons insured under indemnity only products.....0.

HARLEYSVILLE LIFE INSURANCE COMPANY



DIRECT BUSINESS IN Other Alien # 49 DURING THE YEAR  
NAIC Group Code....0140 NAIC Company Code....64327

LIFE INSURANCE

	1	2	3	4	5
	Ordinary	Credit Life (Group and Individual)	Group	Industrial	Total
DIRECT PREMIUMS AND ANNUITY CONSIDERATIONS					
1. Life insurance.....					0
2. Annuity considerations.....					0
3. Deposit-type contract funds.....		XXX		XXX	0
4. Other considerations.....					0
5. Totals (Sum of Lines 1 to 4).....	0	0	0	0	0
DIRECT DIVIDENDS TO POLICYHOLDERS					
Life insurance:					
6.1 Paid in cash or left on deposit.....					0
6.2 Applied to pay renewal premiums.....					0
6.3 Applied to provide paid-up additions or shorten the endowment or premium-paying period.....					0
6.4 Other.....					0
6.5 Totals (Sum of Lines 6.1 to 6.4).....	0	0	0	0	0
Annuities:					
7.1 Paid in cash or left on deposit.....					0
7.2 Applied to provide paid-up annuities.....					0
7.3 Other.....					0
7.4 Totals (Sum of Lines 7.1 to 7.3).....	0	0	0	0	0
8. Grand Totals (Lines 6.5 + 7.4).....	0	0	0	0	0
DIRECT CLAIMS AND BENEFITS PAID					
9. Death benefits.....					0
10. Matured endowments.....					0
11. Annuity benefits.....					0
12. Surrender values and withdrawals for life contracts.....					0
13. Aggregate write-ins for miscellaneous direct claims and benefits paid.....	0	0	0	0	0
14. All other benefits, except accident and health.....					0
15. Totals.....	0	0	0	0	0

NONE

DETAILS OF WRITE-INS					
1301. ....					0
1302. ....					0
1303. ....					0
1398. Summary of remaining write-ins for Line 13 from overflow page.....	0	0	0	0	0
1399. Total (Lines 1301 through 1303 plus 1398)(Line 13 above).....	0	0	0	0	0

	Ordinary		Credit Life (Group and Individual)		Group		Industrial		Total	
	1	2	3	4	5	6	7	8	9	10
	No.	Amount	No. of Ind. Pols. & Gr. Certifs.	Amount	No. of Certifs.	Amount	No.	Amount	No.	Amount
DIRECT DEATH BENEFITS AND MATURED ENDOWMENTS INCURRED										
16. Unpaid December 31, prior year.....									0	0
17. Incurred during current year.....									0	0
Settled during current year:										
18.1 By payment in full.....									0	0
18.2 By payment on compromised claims.....									0	0
18.3 Totals paid.....	0	0	0	0	0	0	0	0	0	0
18.4 Reduction by compromise.....									0	0
18.5 Amount rejected.....									0	0
18.6 Total settlements.....	0	0	0	0	0	0	0	0	0	0
19. Unpaid Dec. 31, current year (Lines 16 + 17 - 18.6).....	0	0	0	0	0	0	0	0	0	0
POLICY EXHIBIT					No. of Pol.					
20. In force December 31, prior year.....				(a).....					0	0
21. Issued during year.....									0	0
22. Other changes to in force (Net).....									0	0
23. In force December 31 of current year.....	0	0	0	(a).....	0	0	0	0	0	0

NONE

(a) Includes Individual Credit Life Insurance, prior year \$.....0 current year \$.....0.  
Includes Group Credit Life Insurance Loans less than or equal to 60 months at issue, prior year \$.....0 current year \$.....0.  
Loans greater than 60 months at issue BUT NOT GREATER THAN 120 MONTHS, prior year \$.....0 current year \$.....0.

ACCIDENT AND HEALTH INSURANCE

	1	2	3	4	5
	Direct Premiums	Direct Premiums Earned	Dividends Paid Or Credited on Direct Business	Direct Losses Paid	Direct Losses Incurred
24. Group policies (b).....					
24.1 Federal Employee Health Benefits Plan premium (b).....					
24.2 Credit (group and individual).....					
24.3 Collectively renewable policies (b).....					
24.4 Medicare Title XVIII exempt from state taxes or fees.....					
Other Individual Policies:					
25.1 Non-cancelable (b).....					
25.2 Guaranteed renewable (b).....					
25.3 Non-renewable for stated reasons only (b).....					
25.4 Other accident only.....					
25.5 All other (b).....					
25.6 Totals (Sum of Lines 25.1 to 25.5).....	0	0	0	0	0
26. Totals (Lines 24 + 24.1 + 24.2 + 24.3 + 24.4 + 25.6).....	0	0	0	0	0

NONE

(b) For health business on indicated lines report: Number of persons insured under PPO managed products.....0 and number of persons insured under indemnity only products.....0.

HARLEYSVILLE LIFE INSURANCE COMPANY



DIRECT BUSINESS IN Other Alien # 50 DURING THE YEAR  
NAIC Group Code.....0140 NAIC Company Code.....64327

LIFE INSURANCE

	1	2	3	4	5
	Ordinary	Credit Life (Group and Individual)	Group	Industrial	Total
DIRECT PREMIUMS AND ANNUITY CONSIDERATIONS					
1. Life insurance.....					0
2. Annuity considerations.....					0
3. Deposit-type contract funds.....		XXX		XXX	0
4. Other considerations.....					0
5. Totals (Sum of Lines 1 to 4).....	0	0	0	0	0
DIRECT DIVIDENDS TO POLICYHOLDERS					
Life insurance:					
6.1 Paid in cash or left on deposit.....					0
6.2 Applied to pay renewal premiums.....					0
6.3 Applied to provide paid-up additions or shorten the endowment or premium-paying period.....					0
6.4 Other.....					0
6.5 Totals (Sum of Lines 6.1 to 6.4).....	0	0	0	0	0
Annuities:					
7.1 Paid in cash or left on deposit.....					0
7.2 Applied to provide paid-up annuities.....					0
7.3 Other.....					0
7.4 Totals (Sum of Lines 7.1 to 7.3).....	0	0	0	0	0
8. Grand Totals (Lines 6.5 + 7.4).....	0	0	0	0	0
DIRECT CLAIMS AND BENEFITS PAID					
9. Death benefits.....					0
10. Matured endowments.....					0
11. Annuity benefits.....					0
12. Surrender values and withdrawals for life contracts.....					0
13. Aggregate write-ins for miscellaneous direct claims and benefits paid.....	0	0	0	0	0
14. All other benefits, except accident and health.....					0
15. Totals.....	0	0	0	0	0

NONE

DETAILS OF WRITE-INS					
1301. ....					0
1302. ....					0
1303. ....					0
1398. Summary of remaining write-ins for Line 13 from overflow page.....	0	0	0	0	0
1399. Total (Lines 1301 through 1303 plus 1398)(Line 13 above).....	0	0	0	0	0

	Ordinary		Credit Life (Group and Individual)		Group		Industrial		Total	
	1	2	3	4	5	6	7	8	9	10
	No.	Amount	No. of Ind. Pols. & Gr. Certifs.	Amount	No. of Certifs.	Amount	No.	Amount	No.	Amount
DIRECT DEATH BENEFITS AND MATURED ENDOWMENTS INCURRED										
16. Unpaid December 31, prior year.....									0	0
17. Incurred during current year.....									0	0
Settled during current year:										
18.1 By payment in full.....									0	0
18.2 By payment on compromised claims.....									0	0
18.3 Totals paid.....	0	0	0	0	0	0	0	0	0	0
18.4 Reduction by compromise.....									0	0
18.5 Amount rejected.....									0	0
18.6 Total settlements.....	0	0	0	0	0	0	0	0	0	0
19. Unpaid Dec. 31, current year (Lines 16 + 17 - 18.6).....	0	0	0	0	0	0	0	0	0	0
POLICY EXHIBIT					No. of Pol.					
20. In force December 31, prior year.....				(a).....					0	0
21. Issued during year.....									0	0
22. Other changes to in force (Net).....									0	0
23. In force December 31 of current year.....	0	0	0	(a).....	0	0	0	0	0	0

NONE

(a) Includes Individual Credit Life Insurance, prior year \$.....0 current year \$.....0.  
Includes Group Credit Life Insurance Loans less than or equal to 60 months at issue, prior year \$.....0 current year \$.....0.  
Loans greater than 60 months at issue BUT NOT GREATER THAN 120 MONTHS, prior year \$.....0 current year \$.....0.

ACCIDENT AND HEALTH INSURANCE

	1	2	3	4	5
	Direct Premiums	Direct Premiums Earned	Dividends Paid Or Credited on Direct Business	Direct Losses Paid	Direct Losses Incurred
24. Group policies (b).....					
24.1 Federal Employee Health Benefits Plan premium (b).....					
24.2 Credit (group and individual).....					
24.3 Collectively renewable policies (b).....					
24.4 Medicare Title XVIII exempt from state taxes or fees.....					
Other Individual Policies:					
25.1 Non-cancelable (b).....					
25.2 Guaranteed renewable (b).....					
25.3 Non-renewable for stated reasons only (b).....					
25.4 Other accident only.....					
25.5 All other (b).....					
25.6 Totals (Sum of Lines 25.1 to 25.5).....	0	0	0	0	0
26. Totals (Lines 24 + 24.1 + 24.2 + 24.3 + 24.4 + 25.6).....	0	0	0	0	0

NONE

(b) For health business on indicated lines report: Number of persons insured under PPO managed products.....0 and number of persons insured under indemnity only products.....0.

HARLEYSVILLE LIFE INSURANCE COMPANY



DIRECT BUSINESS IN Other Alien # 51 DURING THE YEAR  
NAIC Group Code....0140 NAIC Company Code....64327

LIFE INSURANCE

	1	2	3	4	5
	Ordinary	Credit Life (Group and Individual)	Group	Industrial	Total
DIRECT PREMIUMS AND ANNUITY CONSIDERATIONS					
1. Life insurance.....					0
2. Annuity considerations.....					0
3. Deposit-type contract funds.....		XXX		XXX	0
4. Other considerations.....					0
5. Totals (Sum of Lines 1 to 4).....	0	0	0	0	0
DIRECT DIVIDENDS TO POLICYHOLDERS					
Life insurance:					
6.1 Paid in cash or left on deposit.....					0
6.2 Applied to pay renewal premiums.....					0
6.3 Applied to provide paid-up additions or shorten the endowment or premium-paying period.....					0
6.4 Other.....					0
6.5 Totals (Sum of Lines 6.1 to 6.4).....	0	0	0	0	0
Annuities:					
7.1 Paid in cash or left on deposit.....					0
7.2 Applied to provide paid-up annuities.....					0
7.3 Other.....					0
7.4 Totals (Sum of Lines 7.1 to 7.3).....	0	0	0	0	0
8. Grand Totals (Lines 6.5 + 7.4).....	0	0	0	0	0
DIRECT CLAIMS AND BENEFITS PAID					
9. Death benefits.....					0
10. Matured endowments.....					0
11. Annuity benefits.....					0
12. Surrender values and withdrawals for life contracts.....					0
13. Aggregate write-ins for miscellaneous direct claims and benefits paid.....	0	0	0	0	0
14. All other benefits, except accident and health.....					0
15. Totals.....	0	0	0	0	0

NONE

DETAILS OF WRITE-INS					
1301. ....					0
1302. ....					0
1303. ....					0
1398. Summary of remaining write-ins for Line 13 from overflow page.....	0	0	0	0	0
1399. Total (Lines 1301 through 1303 plus 1398)(Line 13 above).....	0	0	0	0	0

	Ordinary		Credit Life (Group and Individual)		Group		Industrial		Total	
	1	2	3	4	5	6	7	8	9	10
	No.	Amount	No. of Ind. Pols. & Gr. Certifs.	Amount	No. of Certifs.	Amount	No.	Amount	No.	Amount
DIRECT DEATH BENEFITS AND MATURED ENDOWMENTS INCURRED										
16. Unpaid December 31, prior year.....									0	0
17. Incurred during current year.....									0	0
Settled during current year:										
18.1 By payment in full.....									0	0
18.2 By payment on compromised claims.....									0	0
18.3 Totals paid.....	0	0	0	0	0	0	0	0	0	0
18.4 Reduction by compromise.....									0	0
18.5 Amount rejected.....									0	0
18.6 Total settlements.....	0	0	0	0	0	0	0	0	0	0
19. Unpaid Dec. 31, current year (Lines 16 + 17 - 18.6).....	0	0	0	0	0	0	0	0	0	0
POLICY EXHIBIT					No. of Pol.					
20. In force December 31, prior year.....				(a).....					0	0
21. Issued during year.....									0	0
22. Other changes to in force (Net).....									0	0
23. In force December 31 of current year.....	0	0	0	(a).....	0	0	0	0	0	0

NONE

(a) Includes Individual Credit Life Insurance, prior year \$.....0 current year \$.....0.  
Includes Group Credit Life Insurance Loans less than or equal to 60 months at issue, prior year \$.....0 current year \$.....0.  
Loans greater than 60 months at issue BUT NOT GREATER THAN 120 MONTHS, prior year \$.....0 current year \$.....0.

ACCIDENT AND HEALTH INSURANCE

	1	2	3	4	5
	Direct Premiums	Direct Premiums Earned	Dividends Paid Or Credited on Direct Business	Direct Losses Paid	Direct Losses Incurred
24. Group policies (b).....					
24.1 Federal Employee Health Benefits Plan premium (b).....					
24.2 Credit (group and individual).....					
24.3 Collectively renewable policies (b).....					
24.4 Medicare Title XVIII exempt from state taxes or fees.....					
Other Individual Policies:					
25.1 Non-cancelable (b).....					
25.2 Guaranteed renewable (b).....					
25.3 Non-renewable for stated reasons only (b).....					
25.4 Other accident only.....					
25.5 All other (b).....					
25.6 Totals (Sum of Lines 25.1 to 25.5).....	0	0	0	0	0
26. Totals (Lines 24 + 24.1 + 24.2 + 24.3 + 24.4 + 25.6).....	0	0	0	0	0

NONE

(b) For health business on indicated lines report: Number of persons insured under PPO managed products.....0 and number of persons insured under indemnity only products.....0.

HARLEYSVILLE LIFE INSURANCE COMPANY



DIRECT BUSINESS IN Other Alien # 52 DURING THE YEAR  
NAIC Group Code....0140 NAIC Company Code....64327

LIFE INSURANCE

	1	2	3	4	5
	Ordinary	Credit Life (Group and Individual)	Group	Industrial	Total
DIRECT PREMIUMS AND ANNUITY CONSIDERATIONS					
1. Life insurance.....					0
2. Annuity considerations.....					0
3. Deposit-type contract funds.....		XXX		XXX	0
4. Other considerations.....					0
5. Totals (Sum of Lines 1 to 4).....	0	0	0	0	0
DIRECT DIVIDENDS TO POLICYHOLDERS					
Life insurance:					
6.1 Paid in cash or left on deposit.....					0
6.2 Applied to pay renewal premiums.....					0
6.3 Applied to provide paid-up additions or shorten the endowment or premium-paying period.....					0
6.4 Other.....					0
6.5 Totals (Sum of Lines 6.1 to 6.4).....	0	0	0	0	0
Annuities:					
7.1 Paid in cash or left on deposit.....					0
7.2 Applied to provide paid-up annuities.....					0
7.3 Other.....					0
7.4 Totals (Sum of Lines 7.1 to 7.3).....	0	0	0	0	0
8. Grand Totals (Lines 6.5 + 7.4).....	0	0	0	0	0
DIRECT CLAIMS AND BENEFITS PAID					
9. Death benefits.....					0
10. Matured endowments.....					0
11. Annuity benefits.....					0
12. Surrender values and withdrawals for life contracts.....					0
13. Aggregate write-ins for miscellaneous direct claims and benefits paid.....	0	0	0	0	0
14. All other benefits, except accident and health.....					0
15. Totals.....	0	0	0	0	0

NONE

DETAILS OF WRITE-INS					
1301. ....					0
1302. ....					0
1303. ....					0
1398. Summary of remaining write-ins for Line 13 from overflow page.....	0	0	0	0	0
1399. Total (Lines 1301 through 1303 plus 1398)(Line 13 above).....	0	0	0	0	0

	Ordinary		Credit Life (Group and Individual)		Group		Industrial		Total	
	1	2	3	4	5	6	7	8	9	10
	No.	Amount	No. of Ind. Pols. & Gr. Certifs.	Amount	No. of Certifs.	Amount	No.	Amount	No.	Amount
DIRECT DEATH BENEFITS AND MATURED ENDOWMENTS INCURRED										
16. Unpaid December 31, prior year.....									0	0
17. Incurred during current year.....									0	0
Settled during current year:										
18.1 By payment in full.....									0	0
18.2 By payment on compromised claims.....									0	0
18.3 Totals paid.....	0	0		0	0	0	0	0	0	0
18.4 Reduction by compromise.....									0	0
18.5 Amount rejected.....									0	0
18.6 Total settlements.....	0	0	0	0	0	0	0	0	0	0
19. Unpaid Dec. 31, current year (Lines 16 + 17 - 18.6).....	0	0	0	0	0	0	0	0	0	0
POLICY EXHIBIT					No. of Pol.					
20. In force December 31, prior year.....				(a).....					0	0
21. Issued during year.....									0	0
22. Other changes to in force (Net).....									0	0
23. In force December 31 of current year.....	0	0	0	(a).....0	0	0	0	0	0	0

NONE

(a) Includes Individual Credit Life Insurance, prior year \$.....0 current year \$.....0.  
Includes Group Credit Life Insurance Loans less than or equal to 60 months at issue, prior year \$.....0 current year \$.....0.  
Loans greater than 60 months at issue BUT NOT GREATER THAN 120 MONTHS, prior year \$.....0 current year \$.....0.

ACCIDENT AND HEALTH INSURANCE

	1	2	3	4	5
	Direct Premiums	Direct Premiums Earned	Dividends Paid Or Credited on Direct Business	Direct Losses Paid	Direct Losses Incurred
24. Group policies (b).....					
24.1 Federal Employee Health Benefits Plan premium (b).....					
24.2 Credit (group and individual).....					
24.3 Collectively renewable policies (b).....					
24.4 Medicare Title XVIII exempt from state taxes or fees.....					
Other Individual Policies:					
25.1 Non-cancelable (b).....					
25.2 Guaranteed renewable (b).....					
25.3 Non-renewable for stated reasons only (b).....					
25.4 Other accident only.....					
25.5 All other (b).....					
25.6 Totals (Sum of Lines 25.1 to 25.5).....	0	0	0	0	0
26. Totals (Lines 24 + 24.1 + 24.2 + 24.3 + 24.4 + 25.6).....	0	0	0	0	0

NONE

(b) For health business on indicated lines report: Number of persons insured under PPO managed products.....0 and number of persons insured under indemnity only products.....0.

HARLEYSVILLE LIFE INSURANCE COMPANY



DIRECT BUSINESS IN Other Alien # 53 DURING THE YEAR  
NAIC Group Code....0140 NAIC Company Code....64327

LIFE INSURANCE

	1	2	3	4	5
	Ordinary	Credit Life (Group and Individual)	Group	Industrial	Total
DIRECT PREMIUMS AND ANNUITY CONSIDERATIONS					
1. Life insurance.....					0
2. Annuity considerations.....					0
3. Deposit-type contract funds.....		XXX		XXX	0
4. Other considerations.....					0
5. Totals (Sum of Lines 1 to 4).....	0	0	0	0	0
DIRECT DIVIDENDS TO POLICYHOLDERS					
Life insurance:					
6.1 Paid in cash or left on deposit.....					0
6.2 Applied to pay renewal premiums.....					0
6.3 Applied to provide paid-up additions or shorten the endowment or premium-paying period.....					0
6.4 Other.....					0
6.5 Totals (Sum of Lines 6.1 to 6.4).....	0	0	0	0	0
Annuities:					
7.1 Paid in cash or left on deposit.....					0
7.2 Applied to provide paid-up annuities.....					0
7.3 Other.....					0
7.4 Totals (Sum of Lines 7.1 to 7.3).....	0	0	0	0	0
8. Grand Totals (Lines 6.5 + 7.4).....	0	0	0	0	0
DIRECT CLAIMS AND BENEFITS PAID					
9. Death benefits.....					0
10. Matured endowments.....					0
11. Annuity benefits.....					0
12. Surrender values and withdrawals for life contracts.....					0
13. Aggregate write-ins for miscellaneous direct claims and benefits paid.....	0	0	0	0	0
14. All other benefits, except accident and health.....					0
15. Totals.....	0	0	0	0	0

NONE

DETAILS OF WRITE-INS					
1301. ....					0
1302. ....					0
1303. ....					0
1398. Summary of remaining write-ins for Line 13 from overflow page.....	0	0	0	0	0
1399. Total (Lines 1301 through 1303 plus 1398)(Line 13 above).....	0	0	0	0	0

	Ordinary		Credit Life (Group and Individual)		Group		Industrial		Total	
	1	2	3	4	5	6	7	8	9	10
	No.	Amount	No. of Ind. Pols. & Gr. Certifs.	Amount	No. of Certifs.	Amount	No.	Amount	No.	Amount
DIRECT DEATH BENEFITS AND MATURED ENDOWMENTS INCURRED										
16. Unpaid December 31, prior year.....									0	0
17. Incurred during current year.....									0	0
Settled during current year:										
18.1 By payment in full.....									0	0
18.2 By payment on compromised claims.....									0	0
18.3 Totals paid.....	0	0	0	0	0	0	0	0	0	0
18.4 Reduction by compromise.....									0	0
18.5 Amount rejected.....									0	0
18.6 Total settlements.....	0	0	0	0	0	0	0	0	0	0
19. Unpaid Dec. 31, current year (Lines 16 + 17 - 18.6).....	0	0	0	0	0	0	0	0	0	0
POLICY EXHIBIT					No. of Pol.					
20. In force December 31, prior year.....				(a).....					0	0
21. Issued during year.....									0	0
22. Other changes to in force (Net).....									0	0
23. In force December 31 of current year.....	0	0	0	(a).....	0	0	0	0	0	0

NONE

(a) Includes Individual Credit Life Insurance, prior year \$.....0 current year \$.....0.  
Includes Group Credit Life Insurance Loans less than or equal to 60 months at issue, prior year \$.....0 current year \$.....0.  
Loans greater than 60 months at issue BUT NOT GREATER THAN 120 MONTHS, prior year \$.....0 current year \$.....0.

ACCIDENT AND HEALTH INSURANCE

	1	2	3	4	5
	Direct Premiums	Direct Premiums Earned	Dividends Paid Or Credited on Direct Business	Direct Losses Paid	Direct Losses Incurred
24. Group policies (b).....					
24.1 Federal Employee Health Benefits Plan premium (b).....					
24.2 Credit (group and individual).....					
24.3 Collectively renewable policies (b).....					
24.4 Medicare Title XVIII exempt from state taxes or fees.....					
Other Individual Policies:					
25.1 Non-cancelable (b).....					
25.2 Guaranteed renewable (b).....					
25.3 Non-renewable for stated reasons only (b).....					
25.4 Other accident only.....					
25.5 All other (b).....					
25.6 Totals (Sum of Lines 25.1 to 25.5).....	0	0	0	0	0
26. Totals (Lines 24 + 24.1 + 24.2 + 24.3 + 24.4 + 25.6).....	0	0	0	0	0

NONE

(b) For health business on indicated lines report: Number of persons insured under PPO managed products.....0 and number of persons insured under indemnity only products.....0.

HARLEYSVILLE LIFE INSURANCE COMPANY



DIRECT BUSINESS IN Other Alien # 54 DURING THE YEAR  
NAIC Group Code....0140 NAIC Company Code....64327

LIFE INSURANCE

	1	2	3	4	5
	Ordinary	Credit Life (Group and Individual)	Group	Industrial	Total
DIRECT PREMIUMS AND ANNUITY CONSIDERATIONS					
1. Life insurance.....					0
2. Annuity considerations.....					0
3. Deposit-type contract funds.....		XXX		XXX	0
4. Other considerations.....					0
5. Totals (Sum of Lines 1 to 4).....	0	0	0	0	0
DIRECT DIVIDENDS TO POLICYHOLDERS					
Life insurance:					
6.1 Paid in cash or left on deposit.....					0
6.2 Applied to pay renewal premiums.....					0
6.3 Applied to provide paid-up additions or shorten the endowment or premium-paying period.....					0
6.4 Other.....					0
6.5 Totals (Sum of Lines 6.1 to 6.4).....	0	0	0	0	0
Annuities:					
7.1 Paid in cash or left on deposit.....					0
7.2 Applied to provide paid-up annuities.....					0
7.3 Other.....					0
7.4 Totals (Sum of Lines 7.1 to 7.3).....	0	0	0	0	0
8. Grand Totals (Lines 6.5 + 7.4).....	0	0	0	0	0
DIRECT CLAIMS AND BENEFITS PAID					
9. Death benefits.....					0
10. Matured endowments.....					0
11. Annuity benefits.....					0
12. Surrender values and withdrawals for life contracts.....					0
13. Aggregate write-ins for miscellaneous direct claims and benefits paid.....	0	0	0	0	0
14. All other benefits, except accident and health.....					0
15. Totals.....	0	0	0	0	0

NONE

DETAILS OF WRITE-INS					
1301. ....					0
1302. ....					0
1303. ....					0
1398. Summary of remaining write-ins for Line 13 from overflow page.....	0	0	0	0	0
1399. Total (Lines 1301 through 1303 plus 1398)(Line 13 above).....	0	0	0	0	0

	Ordinary		Credit Life (Group and Individual)		Group		Industrial		Total	
	1	2	3	4	5	6	7	8	9	10
	No.	Amount	No. of Ind. Pols. & Gr. Certifs.	Amount	No. of Certifs.	Amount	No.	Amount	No.	Amount
DIRECT DEATH BENEFITS AND MATURED ENDOWMENTS INCURRED										
16. Unpaid December 31, prior year.....									0	0
17. Incurred during current year.....									0	0
Settled during current year:										
18.1 By payment in full.....									0	0
18.2 By payment on compromised claims.....									0	0
18.3 Totals paid.....	0	0	0	0	0	0	0	0	0	0
18.4 Reduction by compromise.....									0	0
18.5 Amount rejected.....									0	0
18.6 Total settlements.....	0	0	0	0	0	0	0	0	0	0
19. Unpaid Dec. 31, current year (Lines 16 + 17 - 18.6).....	0	0	0	0	0	0	0	0	0	0
POLICY EXHIBIT					No. of Pol.					
20. In force December 31, prior year.....				(a).....					0	0
21. Issued during year.....									0	0
22. Other changes to in force (Net).....									0	0
23. In force December 31 of current year.....	0	0	0	(a).....	0	0	0	0	0	0

NONE

(a) Includes Individual Credit Life Insurance, prior year \$.....0 current year \$.....0.  
Includes Group Credit Life Insurance Loans less than or equal to 60 months at issue, prior year \$.....0 current year \$.....0.  
Loans greater than 60 months at issue BUT NOT GREATER THAN 120 MONTHS, prior year \$.....0 current year \$.....0.

ACCIDENT AND HEALTH INSURANCE

	1	2	3	4	5
	Direct Premiums	Direct Premiums Earned	Dividends Paid Or Credited on Direct Business	Direct Losses Paid	Direct Losses Incurred
24. Group policies (b).....					
24.1 Federal Employee Health Benefits Plan premium (b).....					
24.2 Credit (group and individual).....					
24.3 Collectively renewable policies (b).....					
24.4 Medicare Title XVIII exempt from state taxes or fees.....					
Other Individual Policies:					
25.1 Non-cancelable (b).....					
25.2 Guaranteed renewable (b).....					
25.3 Non-renewable for stated reasons only (b).....					
25.4 Other accident only.....					
25.5 All other (b).....					
25.6 Totals (Sum of Lines 25.1 to 25.5).....	0	0	0	0	0
26. Totals (Lines 24 + 24.1 + 24.2 + 24.3 + 24.4 + 25.6).....	0	0	0	0	0

NONE

(b) For health business on indicated lines report: Number of persons insured under PPO managed products.....0 and number of persons insured under indemnity only products.....0.

HARLEYSVILLE LIFE INSURANCE COMPANY



DIRECT BUSINESS IN Other Alien # 55 DURING THE YEAR  
NAIC Group Code....0140 NAIC Company Code....64327

LIFE INSURANCE

	1	2	3	4	5
	Ordinary	Credit Life (Group and Individual)	Group	Industrial	Total
DIRECT PREMIUMS AND ANNUITY CONSIDERATIONS					
1. Life insurance.....					0
2. Annuity considerations.....					0
3. Deposit-type contract funds.....		XXX		XXX	0
4. Other considerations.....					0
5. Totals (Sum of Lines 1 to 4).....	0	0	0	0	0
DIRECT DIVIDENDS TO POLICYHOLDERS					
Life insurance:					
6.1 Paid in cash or left on deposit.....					0
6.2 Applied to pay renewal premiums.....					0
6.3 Applied to provide paid-up additions or shorten the endowment or premium-paying period.....					0
6.4 Other.....					0
6.5 Totals (Sum of Lines 6.1 to 6.4).....	0	0	0	0	0
Annuities:					
7.1 Paid in cash or left on deposit.....					0
7.2 Applied to provide paid-up annuities.....					0
7.3 Other.....					0
7.4 Totals (Sum of Lines 7.1 to 7.3).....	0	0	0	0	0
8. Grand Totals (Lines 6.5 + 7.4).....	0	0	0	0	0
DIRECT CLAIMS AND BENEFITS PAID					
9. Death benefits.....					0
10. Matured endowments.....					0
11. Annuity benefits.....					0
12. Surrender values and withdrawals for life contracts.....					0
13. Aggregate write-ins for miscellaneous direct claims and benefits paid.....	0	0	0	0	0
14. All other benefits, except accident and health.....					0
15. Totals.....	0	0	0	0	0

NONE

DETAILS OF WRITE-INS					
1301. ....					0
1302. ....					0
1303. ....					0
1398. Summary of remaining write-ins for Line 13 from overflow page.....	0	0	0	0	0
1399. Total (Lines 1301 through 1303 plus 1398)(Line 13 above).....	0	0	0	0	0

	Ordinary		Credit Life (Group and Individual)		Group		Industrial		Total	
	1	2	3	4	5	6	7	8	9	10
	No.	Amount	No. of Ind. Pols. & Gr. Certifs.	Amount	No. of Certifs.	Amount	No.	Amount	No.	Amount
DIRECT DEATH BENEFITS AND MATURED ENDOWMENTS INCURRED										
16. Unpaid December 31, prior year.....									0	0
17. Incurred during current year.....									0	0
Settled during current year:										
18.1 By payment in full.....									0	0
18.2 By payment on compromised claims.....									0	0
18.3 Totals paid.....	0	0		0	0	0	0	0	0	0
18.4 Reduction by compromise.....									0	0
18.5 Amount rejected.....									0	0
18.6 Total settlements.....	0	0	0	0	0	0	0	0	0	0
19. Unpaid Dec. 31, current year (Lines 16 + 17 - 18.6).....	0	0	0	0	0	0	0	0	0	0
POLICY EXHIBIT					No. of Pol.					
20. In force December 31, prior year.....				(a).....					0	0
21. Issued during year.....									0	0
22. Other changes to in force (Net).....									0	0
23. In force December 31 of current year.....	0	0	0	(a).....0	0	0	0	0	0	0

NONE

(a) Includes Individual Credit Life Insurance, prior year \$.....0 current year \$.....0.  
Includes Group Credit Life Insurance Loans less than or equal to 60 months at issue, prior year \$.....0 current year \$.....0.  
Loans greater than 60 months at issue BUT NOT GREATER THAN 120 MONTHS, prior year \$.....0 current year \$.....0.

ACCIDENT AND HEALTH INSURANCE

	1	2	3	4	5
	Direct Premiums	Direct Premiums Earned	Dividends Paid Or Credited on Direct Business	Direct Losses Paid	Direct Losses Incurred
24. Group policies (b).....					
24.1 Federal Employee Health Benefits Plan premium (b).....					
24.2 Credit (group and individual).....					
24.3 Collectively renewable policies (b).....					
24.4 Medicare Title XVIII exempt from state taxes or fees.....					
Other Individual Policies:					
25.1 Non-cancelable (b).....					
25.2 Guaranteed renewable (b).....					
25.3 Non-renewable for stated reasons only (b).....					
25.4 Other accident only.....					
25.5 All other (b).....					
25.6 Totals (Sum of Lines 25.1 to 25.5).....	0	0	0	0	0
26. Totals (Lines 24 + 24.1 + 24.2 + 24.3 + 24.4 + 25.6).....	0	0	0	0	0

NONE

(b) For health business on indicated lines report: Number of persons insured under PPO managed products.....0 and number of persons insured under indemnity only products.....0.



HARLEYSVILLE LIFE INSURANCE COMPANY



DIRECT BUSINESS IN Other Alien # 56 DURING THE YEAR  
NAIC Group Code.....0140 NAIC Company Code.....64327

LIFE INSURANCE

	1	2	3	4	5
	Ordinary	Credit Life (Group and Individual)	Group	Industrial	Total
DIRECT PREMIUMS AND ANNUITY CONSIDERATIONS					
1. Life insurance.....					0
2. Annuity considerations.....					0
3. Deposit-type contract funds.....		XXX		XXX	0
4. Other considerations.....					0
5. Totals (Sum of Lines 1 to 4).....	0	0	0	0	0
DIRECT DIVIDENDS TO POLICYHOLDERS					
Life insurance:					
6.1 Paid in cash or left on deposit.....					0
6.2 Applied to pay renewal premiums.....					0
6.3 Applied to provide paid-up additions or shorten the endowment or premium-paying period.....					0
6.4 Other.....					0
6.5 Totals (Sum of Lines 6.1 to 6.4).....	0	0	0	0	0
Annuities:					
7.1 Paid in cash or left on deposit.....					0
7.2 Applied to provide paid-up annuities.....					0
7.3 Other.....					0
7.4 Totals (Sum of Lines 7.1 to 7.3).....	0	0	0	0	0
8. Grand Totals (Lines 6.5 + 7.4).....	0	0	0	0	0
DIRECT CLAIMS AND BENEFITS PAID					
9. Death benefits.....					0
10. Matured endowments.....					0
11. Annuity benefits.....					0
12. Surrender values and withdrawals for life contracts.....					0
13. Aggregate write-ins for miscellaneous direct claims and benefits paid.....	0	0	0	0	0
14. All other benefits, except accident and health.....					0
15. Totals.....	0	0	0	0	0

NONE

DETAILS OF WRITE-INS					
1301. ....					0
1302. ....					0
1303. ....					0
1398. Summary of remaining write-ins for Line 13 from overflow page.....	0	0	0	0	0
1399. Total (Lines 1301 through 1303 plus 1398)(Line 13 above).....	0	0	0	0	0

	Ordinary		Credit Life (Group and Individual)		Group		Industrial		Total	
	1	2	3	4	5	6	7	8	9	10
	No.	Amount	No. of Ind. Pols. & Gr. Certifs.	Amount	No. of Certifs.	Amount	No.	Amount	No.	Amount
DIRECT DEATH BENEFITS AND MATURED ENDOWMENTS INCURRED										
16. Unpaid December 31, prior year.....									0	0
17. Incurred during current year.....									0	0
Settled during current year:										
18.1 By payment in full.....									0	0
18.2 By payment on compromised claims.....									0	0
18.3 Totals paid.....	0	0	0	0	0	0	0	0	0	0
18.4 Reduction by compromise.....									0	0
18.5 Amount rejected.....									0	0
18.6 Total settlements.....	0	0	0	0	0	0	0	0	0	0
19. Unpaid Dec. 31, current year (Lines 16 + 17 - 18.6).....	0	0	0	0	0	0	0	0	0	0
POLICY EXHIBIT					No. of Pol.					
20. In force December 31, prior year.....				(a).....					0	0
21. Issued during year.....									0	0
22. Other changes to in force (Net).....									0	0
23. In force December 31 of current year.....	0	0	0	(a).....	0	0	0	0	0	0

NONE

(a) Includes Individual Credit Life Insurance, prior year \$.....0 current year \$.....0.  
Includes Group Credit Life Insurance Loans less than or equal to 60 months at issue, prior year \$.....0 current year \$.....0.  
Loans greater than 60 months at issue BUT NOT GREATER THAN 120 MONTHS, prior year \$.....0 current year \$.....0.

ACCIDENT AND HEALTH INSURANCE

	1	2	3	4	5
	Direct Premiums	Direct Premiums Earned	Dividends Paid Or Credited on Direct Business	Direct Losses Paid	Direct Losses Incurred
24. Group policies (b).....					
24.1 Federal Employee Health Benefits Plan premium (b).....					
24.2 Credit (group and individual).....					
24.3 Collectively renewable policies (b).....					
24.4 Medicare Title XVIII exempt from state taxes or fees.....					
Other Individual Policies:					
25.1 Non-cancelable (b).....					
25.2 Guaranteed renewable (b).....					
25.3 Non-renewable for stated reasons only (b).....					
25.4 Other accident only.....					
25.5 All other (b).....					
25.6 Totals (Sum of Lines 25.1 to 25.5).....	0	0	0	0	0
26. Totals (Lines 24 + 24.1 + 24.2 + 24.3 + 24.4 + 25.6).....	0	0	0	0	0

NONE

(b) For health business on indicated lines report: Number of persons insured under PPO managed products.....0 and number of persons insured under indemnity only products.....0.

HARLEYSVILLE LIFE INSURANCE COMPANY



DIRECT BUSINESS IN Other Alien # 57 DURING THE YEAR  
NAIC Group Code.....0140 NAIC Company Code.....64327

LIFE INSURANCE

	1	2	3	4	5
	Ordinary	Credit Life (Group and Individual)	Group	Industrial	Total
DIRECT PREMIUMS AND ANNUITY CONSIDERATIONS					
1. Life insurance.....					0
2. Annuity considerations.....					0
3. Deposit-type contract funds.....		XXX		XXX	0
4. Other considerations.....					0
5. Totals (Sum of Lines 1 to 4).....	0	0	0	0	0
DIRECT DIVIDENDS TO POLICYHOLDERS					
Life insurance:					
6.1 Paid in cash or left on deposit.....					0
6.2 Applied to pay renewal premiums.....					0
6.3 Applied to provide paid-up additions or shorten the endowment or premium-paying period.....					0
6.4 Other.....					0
6.5 Totals (Sum of Lines 6.1 to 6.4).....	0	0	0	0	0
Annuities:					
7.1 Paid in cash or left on deposit.....					0
7.2 Applied to provide paid-up annuities.....					0
7.3 Other.....					0
7.4 Totals (Sum of Lines 7.1 to 7.3).....	0	0	0	0	0
8. Grand Totals (Lines 6.5 + 7.4).....	0	0	0	0	0
DIRECT CLAIMS AND BENEFITS PAID					
9. Death benefits.....					0
10. Matured endowments.....					0
11. Annuity benefits.....					0
12. Surrender values and withdrawals for life contracts.....					0
13. Aggregate write-ins for miscellaneous direct claims and benefits paid.....	0	0	0	0	0
14. All other benefits, except accident and health.....					0
15. Totals.....	0	0	0	0	0

NONE

DETAILS OF WRITE-INS					
1301. ....					0
1302. ....					0
1303. ....					0
1398. Summary of remaining write-ins for Line 13 from overflow page.....	0	0	0	0	0
1399. Total (Lines 1301 through 1303 plus 1398)(Line 13 above).....	0	0	0	0	0

	Ordinary		Credit Life (Group and Individual)		Group		Industrial		Total	
	1	2	3	4	5	6	7	8	9	10
	No.	Amount	No. of Ind. Pols. & Gr. Certifs.	Amount	No. of Certifs.	Amount	No.	Amount	No.	Amount
DIRECT DEATH BENEFITS AND MATURED ENDOWMENTS INCURRED										
16. Unpaid December 31, prior year.....									0	0
17. Incurred during current year.....									0	0
Settled during current year:										
18.1 By payment in full.....									0	0
18.2 By payment on compromised claims.....									0	0
18.3 Totals paid.....	0	0	0	0	0	0	0	0	0	0
18.4 Reduction by compromise.....									0	0
18.5 Amount rejected.....									0	0
18.6 Total settlements.....	0	0	0	0	0	0	0	0	0	0
19. Unpaid Dec. 31, current year (Lines 16 + 17 - 18.6).....	0	0	0	0	0	0	0	0	0	0
POLICY EXHIBIT					No. of Pol.					
20. In force December 31, prior year.....				(a).....					0	0
21. Issued during year.....									0	0
22. Other changes to in force (Net).....									0	0
23. In force December 31 of current year.....	0	0	0	(a).....	0	0	0	0	0	0

NONE

(a) Includes Individual Credit Life Insurance, prior year \$.....0 current year \$.....0.  
Includes Group Credit Life Insurance Loans less than or equal to 60 months at issue, prior year \$.....0 current year \$.....0.  
Loans greater than 60 months at issue BUT NOT GREATER THAN 120 MONTHS, prior year \$.....0 current year \$.....0.

ACCIDENT AND HEALTH INSURANCE

	1	2	3	4	5
	Direct Premiums	Direct Premiums Earned	Dividends Paid Or Credited on Direct Business	Direct Losses Paid	Direct Losses Incurred
24. Group policies (b).....					
24.1 Federal Employee Health Benefits Plan premium (b).....					
24.2 Credit (group and individual).....					
24.3 Collectively renewable policies (b).....					
24.4 Medicare Title XVIII exempt from state taxes or fees.....					
Other Individual Policies:					
25.1 Non-cancelable (b).....					
25.2 Guaranteed renewable (b).....					
25.3 Non-renewable for stated reasons only (b).....					
25.4 Other accident only.....					
25.5 All other (b).....					
25.6 Totals (Sum of Lines 25.1 to 25.5).....	0	0	0	0	0
26. Totals (Lines 24 + 24.1 + 24.2 + 24.3 + 24.4 + 25.6).....	0	0	0	0	0

NONE

(b) For health business on indicated lines report: Number of persons insured under PPO managed products.....0 and number of persons insured under indemnity only products.....0.



DIRECT BUSINESS IN Other Alien # 58 DURING THE YEAR  
NAIC Group Code....0140 NAIC Company Code....64327

LIFE INSURANCE

	1	2	3	4	5
	Ordinary	Credit Life (Group and Individual)	Group	Industrial	Total
DIRECT PREMIUMS AND ANNUITY CONSIDERATIONS					
1. Life insurance.....					0
2. Annuity considerations.....					0
3. Deposit-type contract funds.....		XXX		XXX	0
4. Other considerations.....					0
5. Totals (Sum of Lines 1 to 4).....	0	0	0	0	0
DIRECT DIVIDENDS TO POLICYHOLDERS					
Life insurance:					
6.1 Paid in cash or left on deposit.....					0
6.2 Applied to pay renewal premiums.....					0
6.3 Applied to provide paid-up additions or shorten the endowment or premium-paying period.....					0
6.4 Other.....					0
6.5 Totals (Sum of Lines 6.1 to 6.4).....	0	0	0	0	0
Annuities:					
7.1 Paid in cash or left on deposit.....					0
7.2 Applied to provide paid-up annuities.....					0
7.3 Other.....					0
7.4 Totals (Sum of Lines 7.1 to 7.3).....	0	0	0	0	0
8. Grand Totals (Lines 6.5 + 7.4).....	0	0	0	0	0
DIRECT CLAIMS AND BENEFITS PAID					
9. Death benefits.....					0
10. Matured endowments.....					0
11. Annuity benefits.....					0
12. Surrender values and withdrawals for life contracts.....					0
13. Aggregate write-ins for miscellaneous direct claims and benefits paid.....	0	0	0	0	0
14. All other benefits, except accident and health.....					0
15. Totals.....	0	0	0	0	0

NONE

DETAILS OF WRITE-INS					
1301. ....					0
1302. ....					0
1303. ....					0
1398. Summary of remaining write-ins for Line 13 from overflow page.....	0	0	0	0	0
1399. Total (Lines 1301 through 1303 plus 1398)(Line 13 above).....	0	0	0	0	0

	Ordinary		Credit Life (Group and Individual)		Group		Industrial		Total	
	1	2	3	4	5	6	7	8	9	10
	No.	Amount	No. of Ind. Pols. & Gr. Certifs.	Amount	No. of Certifs.	Amount	No.	Amount	No.	Amount
DIRECT DEATH BENEFITS AND MATURED ENDOWMENTS INCURRED										
16. Unpaid December 31, prior year.....									0	0
17. Incurred during current year.....									0	0
Settled during current year:										
18.1 By payment in full.....									0	0
18.2 By payment on compromised claims.....									0	0
18.3 Totals paid.....	0	0	0	0	0	0	0	0	0	0
18.4 Reduction by compromise.....									0	0
18.5 Amount rejected.....									0	0
18.6 Total settlements.....	0	0	0	0	0	0	0	0	0	0
19. Unpaid Dec. 31, current year (Lines 16 + 17 - 18.6).....	0	0	0	0	0	0	0	0	0	0
POLICY EXHIBIT					No. of Pol.					
20. In force December 31, prior year.....				(a).....					0	0
21. Issued during year.....									0	0
22. Other changes to in force (Net).....									0	0
23. In force December 31 of current year.....	0	0	0	(a).....	0	0	0	0	0	0

NONE

(a) Includes Individual Credit Life Insurance, prior year \$.....0 current year \$.....0.  
Includes Group Credit Life Insurance Loans less than or equal to 60 months at issue, prior year \$.....0 current year \$.....0.  
Loans greater than 60 months at issue BUT NOT GREATER THAN 120 MONTHS, prior year \$.....0 current year \$.....0.

ACCIDENT AND HEALTH INSURANCE

	1	2	3	4	5
	Direct Premiums	Direct Premiums Earned	Dividends Paid Or Credited on Direct Business	Direct Losses Paid	Direct Losses Incurred
24. Group policies (b).....					
24.1 Federal Employee Health Benefits Plan premium (b).....					
24.2 Credit (group and individual).....					
24.3 Collectively renewable policies (b).....					
24.4 Medicare Title XVIII exempt from state taxes or fees.....					
Other Individual Policies:					
25.1 Non-cancelable (b).....					
25.2 Guaranteed renewable (b).....					
25.3 Non-renewable for stated reasons only (b).....					
25.4 Other accident only.....					
25.5 All other (b).....					
25.6 Totals (Sum of Lines 25.1 to 25.5).....	0	0	0	0	0
26. Totals (Lines 24 + 24.1 + 24.2 + 24.3 + 24.4 + 25.6).....	0	0	0	0	0

NONE

(b) For health business on indicated lines report: Number of persons insured under PPO managed products.....0 and number of persons insured under indemnity only products.....0.

HARLEYSVILLE LIFE INSURANCE COMPANY



DIRECT BUSINESS IN Other Alien # 59 DURING THE YEAR  
NAIC Group Code.....0140 NAIC Company Code.....64327

LIFE INSURANCE

	1	2	3	4	5
	Ordinary	Credit Life (Group and Individual)	Group	Industrial	Total
DIRECT PREMIUMS AND ANNUITY CONSIDERATIONS					
1. Life insurance.....					0
2. Annuity considerations.....					0
3. Deposit-type contract funds.....		XXX		XXX	0
4. Other considerations.....					0
5. Totals (Sum of Lines 1 to 4).....	0	0	0	0	0
DIRECT DIVIDENDS TO POLICYHOLDERS					
Life insurance:					
6.1 Paid in cash or left on deposit.....					0
6.2 Applied to pay renewal premiums.....					0
6.3 Applied to provide paid-up additions or shorten the endowment or premium-paying period.....					0
6.4 Other.....					0
6.5 Totals (Sum of Lines 6.1 to 6.4).....	0	0	0	0	0
Annuities:					
7.1 Paid in cash or left on deposit.....					0
7.2 Applied to provide paid-up annuities.....					0
7.3 Other.....					0
7.4 Totals (Sum of Lines 7.1 to 7.3).....	0	0	0	0	0
8. Grand Totals (Lines 6.5 + 7.4).....	0	0	0	0	0
DIRECT CLAIMS AND BENEFITS PAID					
9. Death benefits.....					0
10. Matured endowments.....					0
11. Annuity benefits.....					0
12. Surrender values and withdrawals for life contracts.....					0
13. Aggregate write-ins for miscellaneous direct claims and benefits paid.....	0	0	0	0	0
14. All other benefits, except accident and health.....					0
15. Totals.....	0	0	0	0	0

NONE

DETAILS OF WRITE-INS					
1301. ....					0
1302. ....					0
1303. ....					0
1398. Summary of remaining write-ins for Line 13 from overflow page.....	0	0	0	0	0
1399. Total (Lines 1301 through 1303 plus 1398)(Line 13 above).....	0	0	0	0	0

	Ordinary		Credit Life (Group and Individual)		Group		Industrial		Total	
	1	2	3	4	5	6	7	8	9	10
	No.	Amount	No. of Ind. Pols. & Gr. Certifs.	Amount	No. of Certifs.	Amount	No.	Amount	No.	Amount
DIRECT DEATH BENEFITS AND MATURED ENDOWMENTS INCURRED										
16. Unpaid December 31, prior year.....									0	0
17. Incurred during current year.....									0	0
Settled during current year:										
18.1 By payment in full.....									0	0
18.2 By payment on compromised claims.....									0	0
18.3 Totals paid.....	0	0	0	0	0	0	0	0	0	0
18.4 Reduction by compromise.....									0	0
18.5 Amount rejected.....									0	0
18.6 Total settlements.....	0	0	0	0	0	0	0	0	0	0
19. Unpaid Dec. 31, current year (Lines 16 + 17 - 18.6).....	0	0	0	0	0	0	0	0	0	0
POLICY EXHIBIT					No. of Pol.					
20. In force December 31, prior year.....				(a).....					0	0
21. Issued during year.....									0	0
22. Other changes to in force (Net).....									0	0
23. In force December 31 of current year.....	0	0	0	(a).....0	0	0	0	0	0	0

NONE

(a) Includes Individual Credit Life Insurance, prior year \$.....0 current year \$.....0.  
Includes Group Credit Life Insurance Loans less than or equal to 60 months at issue, prior year \$.....0 current year \$.....0.  
Loans greater than 60 months at issue BUT NOT GREATER THAN 120 MONTHS, prior year \$.....0 current year \$.....0.

ACCIDENT AND HEALTH INSURANCE

	1	2	3	4	5
	Direct Premiums	Direct Premiums Earned	Dividends Paid Or Credited on Direct Business	Direct Losses Paid	Direct Losses Incurred
24. Group policies (b).....					
24.1 Federal Employee Health Benefits Plan premium (b).....					
24.2 Credit (group and individual).....					
24.3 Collectively renewable policies (b).....					
24.4 Medicare Title XVIII exempt from state taxes or fees.....					
Other Individual Policies:					
25.1 Non-cancelable (b).....					
25.2 Guaranteed renewable (b).....					
25.3 Non-renewable for stated reasons only (b).....					
25.4 Other accident only.....					
25.5 All other (b).....					
25.6 Totals (Sum of Lines 25.1 to 25.5).....	0	0	0	0	0
26. Totals (Lines 24 + 24.1 + 24.2 + 24.3 + 24.4 + 25.6).....	0	0	0	0	0

NONE

(b) For health business on indicated lines report: Number of persons insured under PPO managed products.....0 and number of persons insured under indemnity only products.....0.



DIRECT BUSINESS IN Other Alien # 60 DURING THE YEAR  
NAIC Group Code....0140 NAIC Company Code....64327

LIFE INSURANCE

	1	2	3	4	5
	Ordinary	Credit Life (Group and Individual)	Group	Industrial	Total
DIRECT PREMIUMS AND ANNUITY CONSIDERATIONS					
1. Life insurance.....					0
2. Annuity considerations.....					0
3. Deposit-type contract funds.....		XXX		XXX	0
4. Other considerations.....					0
5. Totals (Sum of Lines 1 to 4).....	0	0	0	0	0
DIRECT DIVIDENDS TO POLICYHOLDERS					
Life insurance:					
6.1 Paid in cash or left on deposit.....					0
6.2 Applied to pay renewal premiums.....					0
6.3 Applied to provide paid-up additions or shorten the endowment or premium-paying period.....					0
6.4 Other.....					0
6.5 Totals (Sum of Lines 6.1 to 6.4).....	0	0	0	0	0
Annuities:					
7.1 Paid in cash or left on deposit.....					0
7.2 Applied to provide paid-up annuities.....					0
7.3 Other.....					0
7.4 Totals (Sum of Lines 7.1 to 7.3).....	0	0	0	0	0
8. Grand Totals (Lines 6.5 + 7.4).....	0	0	0	0	0
DIRECT CLAIMS AND BENEFITS PAID					
9. Death benefits.....					0
10. Matured endowments.....					0
11. Annuity benefits.....					0
12. Surrender values and withdrawals for life contracts.....					0
13. Aggregate write-ins for miscellaneous direct claims and benefits paid.....	0	0	0	0	0
14. All other benefits, except accident and health.....					0
15. Totals.....	0	0	0	0	0

NONE

DETAILS OF WRITE-INS					
1301. ....					0
1302. ....					0
1303. ....					0
1398. Summary of remaining write-ins for Line 13 from overflow page.....	0	0	0	0	0
1399. Total (Lines 1301 through 1303 plus 1398)(Line 13 above).....	0	0	0	0	0

	Ordinary		Credit Life (Group and Individual)		Group		Industrial		Total	
	1	2	3	4	5	6	7	8	9	10
	No.	Amount	No. of Ind. Pols. & Gr. Certifs.	Amount	No. of Certifs.	Amount	No.	Amount	No.	Amount
DIRECT DEATH BENEFITS AND MATURED ENDOWMENTS INCURRED										
16. Unpaid December 31, prior year.....									0	0
17. Incurred during current year.....									0	0
Settled during current year:										
18.1 By payment in full.....									0	0
18.2 By payment on compromised claims.....									0	0
18.3 Totals paid.....	0	0	0	0	0	0	0	0	0	0
18.4 Reduction by compromise.....									0	0
18.5 Amount rejected.....									0	0
18.6 Total settlements.....	0	0	0	0	0	0	0	0	0	0
19. Unpaid Dec. 31, current year (Lines 16 + 17 - 18.6).....	0	0	0	0	0	0	0	0	0	0
POLICY EXHIBIT					No. of Pol.					
20. In force December 31, prior year.....				(a).....					0	0
21. Issued during year.....									0	0
22. Other changes to in force (Net).....									0	0
23. In force December 31 of current year.....	0	0	0	(a).....	0	0	0	0	0	0

NONE

(a) Includes Individual Credit Life Insurance, prior year \$.....0 current year \$.....0.  
Includes Group Credit Life Insurance Loans less than or equal to 60 months at issue, prior year \$.....0 current year \$.....0.  
Loans greater than 60 months at issue BUT NOT GREATER THAN 120 MONTHS, prior year \$.....0 current year \$.....0.

ACCIDENT AND HEALTH INSURANCE

	1	2	3	4	5
	Direct Premiums	Direct Premiums Earned	Dividends Paid Or Credited on Direct Business	Direct Losses Paid	Direct Losses Incurred
24. Group policies (b).....					
24.1 Federal Employee Health Benefits Plan premium (b).....					
24.2 Credit (group and individual).....					
24.3 Collectively renewable policies (b).....					
24.4 Medicare Title XVIII exempt from state taxes or fees.....					
Other Individual Policies:					
25.1 Non-cancelable (b).....					
25.2 Guaranteed renewable (b).....					
25.3 Non-renewable for stated reasons only (b).....					
25.4 Other accident only.....					
25.5 All other (b).....					
25.6 Totals (Sum of Lines 25.1 to 25.5).....	0	0	0	0	0
26. Totals (Lines 24 + 24.1 + 24.2 + 24.3 + 24.4 + 25.6).....	0	0	0	0	0

NONE

(b) For health business on indicated lines report: Number of persons insured under PPO managed products.....0 and number of persons insured under indemnity only products.....0.

HARLEYSVILLE LIFE INSURANCE COMPANY



DIRECT BUSINESS IN Other Alien # 61 DURING THE YEAR  
NAIC Group Code....0140 NAIC Company Code....64327

LIFE INSURANCE

	1	2	3	4	5
	Ordinary	Credit Life (Group and Individual)	Group	Industrial	Total
DIRECT PREMIUMS AND ANNUITY CONSIDERATIONS					
1. Life insurance.....					0
2. Annuity considerations.....					0
3. Deposit-type contract funds.....		XXX		XXX	0
4. Other considerations.....					0
5. Totals (Sum of Lines 1 to 4).....	0	0	0	0	0
DIRECT DIVIDENDS TO POLICYHOLDERS					
Life insurance:					
6.1 Paid in cash or left on deposit.....					0
6.2 Applied to pay renewal premiums.....					0
6.3 Applied to provide paid-up additions or shorten the endowment or premium-paying period.....					0
6.4 Other.....					0
6.5 Totals (Sum of Lines 6.1 to 6.4).....	0	0	0	0	0
Annuities:					
7.1 Paid in cash or left on deposit.....					0
7.2 Applied to provide paid-up annuities.....					0
7.3 Other.....					0
7.4 Totals (Sum of Lines 7.1 to 7.3).....	0	0	0	0	0
8. Grand Totals (Lines 6.5 + 7.4).....	0	0	0	0	0
DIRECT CLAIMS AND BENEFITS PAID					
9. Death benefits.....					0
10. Matured endowments.....					0
11. Annuity benefits.....					0
12. Surrender values and withdrawals for life contracts.....					0
13. Aggregate write-ins for miscellaneous direct claims and benefits paid.....	0	0	0	0	0
14. All other benefits, except accident and health.....					0
15. Totals.....	0	0	0	0	0

NONE

DETAILS OF WRITE-INS					
1301. ....					0
1302. ....					0
1303. ....					0
1398. Summary of remaining write-ins for Line 13 from overflow page.....	0	0	0	0	0
1399. Total (Lines 1301 through 1303 plus 1398)(Line 13 above).....	0	0	0	0	0

	Ordinary		Credit Life (Group and Individual)		Group		Industrial		Total	
	1	2	3	4	5	6	7	8	9	10
	No.	Amount	No. of Ind. Pols. & Gr. Certifs.	Amount	No. of Certifs.	Amount	No.	Amount	No.	Amount
DIRECT DEATH BENEFITS AND MATURED ENDOWMENTS INCURRED										
16. Unpaid December 31, prior year.....									0	0
17. Incurred during current year.....									0	0
Settled during current year:										
18.1 By payment in full.....									0	0
18.2 By payment on compromised claims.....									0	0
18.3 Totals paid.....	0	0		0	0	0	0	0	0	0
18.4 Reduction by compromise.....									0	0
18.5 Amount rejected.....									0	0
18.6 Total settlements.....	0	0	0	0	0	0	0	0	0	0
19. Unpaid Dec. 31, current year (Lines 16 + 17 - 18.6).....	0	0	0	0	0	0	0	0	0	0
POLICY EXHIBIT					No. of Pol.					
20. In force December 31, prior year.....				(a).....					0	0
21. Issued during year.....									0	0
22. Other changes to in force (Net).....									0	0
23. In force December 31 of current year.....	0	0	0	(a).....0	0	0	0	0	0	0

NONE

(a) Includes Individual Credit Life Insurance, prior year \$.....0 current year \$.....0.  
Includes Group Credit Life Insurance Loans less than or equal to 60 months at issue, prior year \$.....0 current year \$.....0.  
Loans greater than 60 months at issue BUT NOT GREATER THAN 120 MONTHS, prior year \$.....0 current year \$.....0.

ACCIDENT AND HEALTH INSURANCE

	1	2	3	4	5
	Direct Premiums	Direct Premiums Earned	Dividends Paid Or Credited on Direct Business	Direct Losses Paid	Direct Losses Incurred
24. Group policies (b).....					
24.1 Federal Employee Health Benefits Plan premium (b).....					
24.2 Credit (group and individual).....					
24.3 Collectively renewable policies (b).....					
24.4 Medicare Title XVIII exempt from state taxes or fees.....					
Other Individual Policies:					
25.1 Non-cancelable (b).....					
25.2 Guaranteed renewable (b).....					
25.3 Non-renewable for stated reasons only (b).....					
25.4 Other accident only.....					
25.5 All other (b).....					
25.6 Totals (Sum of Lines 25.1 to 25.5).....	0	0	0	0	0
26. Totals (Lines 24 + 24.1 + 24.2 + 24.3 + 24.4 + 25.6).....	0	0	0	0	0

NONE

(b) For health business on indicated lines report: Number of persons insured under PPO managed products.....0 and number of persons insured under indemnity only products.....0.

HARLEYSVILLE LIFE INSURANCE COMPANY



DIRECT BUSINESS IN Other Alien # 62 DURING THE YEAR  
NAIC Group Code.....0140 NAIC Company Code.....64327

LIFE INSURANCE

	1	2	3	4	5
	Ordinary	Credit Life (Group and Individual)	Group	Industrial	Total
DIRECT PREMIUMS AND ANNUITY CONSIDERATIONS					
1. Life insurance.....					0
2. Annuity considerations.....					0
3. Deposit-type contract funds.....		XXX		XXX	0
4. Other considerations.....					0
5. Totals (Sum of Lines 1 to 4).....	0	0	0	0	0
DIRECT DIVIDENDS TO POLICYHOLDERS					
Life insurance:					
6.1 Paid in cash or left on deposit.....					0
6.2 Applied to pay renewal premiums.....					0
6.3 Applied to provide paid-up additions or shorten the endowment or premium-paying period.....					0
6.4 Other.....					0
6.5 Totals (Sum of Lines 6.1 to 6.4).....	0	0	0	0	0
Annuities:					
7.1 Paid in cash or left on deposit.....					0
7.2 Applied to provide paid-up annuities.....					0
7.3 Other.....					0
7.4 Totals (Sum of Lines 7.1 to 7.3).....	0	0	0	0	0
8. Grand Totals (Lines 6.5 + 7.4).....	0	0	0	0	0
DIRECT CLAIMS AND BENEFITS PAID					
9. Death benefits.....					0
10. Matured endowments.....					0
11. Annuity benefits.....					0
12. Surrender values and withdrawals for life contracts.....					0
13. Aggregate write-ins for miscellaneous direct claims and benefits paid.....	0	0	0	0	0
14. All other benefits, except accident and health.....					0
15. Totals.....	0	0	0	0	0

NONE

DETAILS OF WRITE-INS					
1301. ....					0
1302. ....					0
1303. ....					0
1398. Summary of remaining write-ins for Line 13 from overflow page.....	0	0	0	0	0
1399. Total (Lines 1301 through 1303 plus 1398)(Line 13 above).....	0	0	0	0	0

	Ordinary		Credit Life (Group and Individual)		Group		Industrial		Total	
	1	2	3	4	5	6	7	8	9	10
	No.	Amount	No. of Ind. Pols. & Gr. Certifs.	Amount	No. of Certifs.	Amount	No.	Amount	No.	Amount
DIRECT DEATH BENEFITS AND MATURED ENDOWMENTS INCURRED										
16. Unpaid December 31, prior year.....									0	0
17. Incurred during current year.....									0	0
Settled during current year:										
18.1 By payment in full.....									0	0
18.2 By payment on compromised claims.....									0	0
18.3 Totals paid.....	0	0	0	0	0	0	0	0	0	0
18.4 Reduction by compromise.....									0	0
18.5 Amount rejected.....									0	0
18.6 Total settlements.....	0	0	0	0	0	0	0	0	0	0
19. Unpaid Dec. 31, current year (Lines 16 + 17 - 18.6).....	0	0	0	0	0	0	0	0	0	0
POLICY EXHIBIT					No. of Pol.					
20. In force December 31, prior year.....				(a).....					0	0
21. Issued during year.....									0	0
22. Other changes to in force (Net).....									0	0
23. In force December 31 of current year.....	0	0	0	(a).....	0	0	0	0	0	0

NONE

(a) Includes Individual Credit Life Insurance, prior year \$.....0 current year \$.....0.  
Includes Group Credit Life Insurance Loans less than or equal to 60 months at issue, prior year \$.....0 current year \$.....0.  
Loans greater than 60 months at issue BUT NOT GREATER THAN 120 MONTHS, prior year \$.....0 current year \$.....0.

ACCIDENT AND HEALTH INSURANCE

	1	2	3	4	5
	Direct Premiums	Direct Premiums Earned	Dividends Paid Or Credited on Direct Business	Direct Losses Paid	Direct Losses Incurred
24. Group policies (b).....					
24.1 Federal Employee Health Benefits Plan premium (b).....					
24.2 Credit (group and individual).....					
24.3 Collectively renewable policies (b).....					
24.4 Medicare Title XVIII exempt from state taxes or fees.....					
Other Individual Policies:					
25.1 Non-cancelable (b).....					
25.2 Guaranteed renewable (b).....					
25.3 Non-renewable for stated reasons only (b).....					
25.4 Other accident only.....					
25.5 All other (b).....					
25.6 Totals (Sum of Lines 25.1 to 25.5).....	0	0	0	0	0
26. Totals (Lines 24 + 24.1 + 24.2 + 24.3 + 24.4 + 25.6).....	0	0	0	0	0

NONE

(b) For health business on indicated lines report: Number of persons insured under PPO managed products.....0 and number of persons insured under indemnity only products.....0.

HARLEYSVILLE LIFE INSURANCE COMPANY



DIRECT BUSINESS IN Other Alien # 63 DURING THE YEAR  
NAIC Group Code....0140 NAIC Company Code....64327

LIFE INSURANCE

	1	2	3	4	5
	Ordinary	Credit Life (Group and Individual)	Group	Industrial	Total
DIRECT PREMIUMS AND ANNUITY CONSIDERATIONS					
1. Life insurance.....					0
2. Annuity considerations.....					0
3. Deposit-type contract funds.....		XXX		XXX	0
4. Other considerations.....					0
5. Totals (Sum of Lines 1 to 4).....	0	0	0	0	0
DIRECT DIVIDENDS TO POLICYHOLDERS					
Life insurance:					
6.1 Paid in cash or left on deposit.....					0
6.2 Applied to pay renewal premiums.....					0
6.3 Applied to provide paid-up additions or shorten the endowment or premium-paying period.....					0
6.4 Other.....					0
6.5 Totals (Sum of Lines 6.1 to 6.4).....	0	0	0	0	0
Annuities:					
7.1 Paid in cash or left on deposit.....					0
7.2 Applied to provide paid-up annuities.....					0
7.3 Other.....					0
7.4 Totals (Sum of Lines 7.1 to 7.3).....	0	0	0	0	0
8. Grand Totals (Lines 6.5 + 7.4).....	0	0	0	0	0
DIRECT CLAIMS AND BENEFITS PAID					
9. Death benefits.....					0
10. Matured endowments.....					0
11. Annuity benefits.....					0
12. Surrender values and withdrawals for life contracts.....					0
13. Aggregate write-ins for miscellaneous direct claims and benefits paid.....	0	0	0	0	0
14. All other benefits, except accident and health.....					0
15. Totals.....	0	0	0	0	0

NONE

DETAILS OF WRITE-INS					
1301. ....					0
1302. ....					0
1303. ....					0
1398. Summary of remaining write-ins for Line 13 from overflow page.....	0	0	0	0	0
1399. Total (Lines 1301 through 1303 plus 1398)(Line 13 above).....	0	0	0	0	0

	Ordinary		Credit Life (Group and Individual)		Group		Industrial		Total	
	1	2	3	4	5	6	7	8	9	10
	No.	Amount	No. of Ind. Pols. & Gr. Certifs.	Amount	No. of Certifs.	Amount	No.	Amount	No.	Amount
DIRECT DEATH BENEFITS AND MATURED ENDOWMENTS INCURRED										
16. Unpaid December 31, prior year.....									0	0
17. Incurred during current year.....									0	0
Settled during current year:										
18.1 By payment in full.....									0	0
18.2 By payment on compromised claims.....									0	0
18.3 Totals paid.....	0	0	0	0	0	0	0	0	0	0
18.4 Reduction by compromise.....									0	0
18.5 Amount rejected.....									0	0
18.6 Total settlements.....	0	0	0	0	0	0	0	0	0	0
19. Unpaid Dec. 31, current year (Lines 16 + 17 - 18.6).....	0	0	0	0	0	0	0	0	0	0
POLICY EXHIBIT					No. of Pol.					
20. In force December 31, prior year.....				(a).....					0	0
21. Issued during year.....									0	0
22. Other changes to in force (Net).....									0	0
23. In force December 31 of current year.....	0	0	0	(a).....	0	0	0	0	0	0

NONE

(a) Includes Individual Credit Life Insurance, prior year \$.....0 current year \$.....0.  
Includes Group Credit Life Insurance Loans less than or equal to 60 months at issue, prior year \$.....0 current year \$.....0.  
Loans greater than 60 months at issue BUT NOT GREATER THAN 120 MONTHS, prior year \$.....0 current year \$.....0.

ACCIDENT AND HEALTH INSURANCE

	1	2	3	4	5
	Direct Premiums	Direct Premiums Earned	Dividends Paid Or Credited on Direct Business	Direct Losses Paid	Direct Losses Incurred
24. Group policies (b).....					
24.1 Federal Employee Health Benefits Plan premium (b).....					
24.2 Credit (group and individual).....					
24.3 Collectively renewable policies (b).....					
24.4 Medicare Title XVIII exempt from state taxes or fees.....					
Other Individual Policies:					
25.1 Non-cancelable (b).....					
25.2 Guaranteed renewable (b).....					
25.3 Non-renewable for stated reasons only (b).....					
25.4 Other accident only.....					
25.5 All other (b).....					
25.6 Totals (Sum of Lines 25.1 to 25.5).....	0	0	0	0	0
26. Totals (Lines 24 + 24.1 + 24.2 + 24.3 + 24.4 + 25.6).....	0	0	0	0	0

NONE

(b) For health business on indicated lines report: Number of persons insured under PPO managed products.....0 and number of persons insured under indemnity only products.....0.



HARLEYSVILLE LIFE INSURANCE COMPANY



DIRECT BUSINESS IN Other Alien # 64 DURING THE YEAR  
NAIC Group Code.....0140 NAIC Company Code.....64327

LIFE INSURANCE

	1	2	3	4	5
	Ordinary	Credit Life (Group and Individual)	Group	Industrial	Total
DIRECT PREMIUMS AND ANNUITY CONSIDERATIONS					
1. Life insurance.....					0
2. Annuity considerations.....					0
3. Deposit-type contract funds.....		XXX		XXX	0
4. Other considerations.....					0
5. Totals (Sum of Lines 1 to 4).....	0	0	0	0	0
DIRECT DIVIDENDS TO POLICYHOLDERS					
Life insurance:					
6.1 Paid in cash or left on deposit.....					0
6.2 Applied to pay renewal premiums.....					0
6.3 Applied to provide paid-up additions or shorten the endowment or premium-paying period.....					0
6.4 Other.....					0
6.5 Totals (Sum of Lines 6.1 to 6.4).....	0	0	0	0	0
Annuities:					
7.1 Paid in cash or left on deposit.....					0
7.2 Applied to provide paid-up annuities.....					0
7.3 Other.....					0
7.4 Totals (Sum of Lines 7.1 to 7.3).....	0	0	0	0	0
8. Grand Totals (Lines 6.5 + 7.4).....	0	0	0	0	0
DIRECT CLAIMS AND BENEFITS PAID					
9. Death benefits.....					0
10. Matured endowments.....					0
11. Annuity benefits.....					0
12. Surrender values and withdrawals for life contracts.....					0
13. Aggregate write-ins for miscellaneous direct claims and benefits paid.....	0	0	0	0	0
14. All other benefits, except accident and health.....					0
15. Totals.....	0	0	0	0	0

NONE

DETAILS OF WRITE-INS					
1301. ....					0
1302. ....					0
1303. ....					0
1398. Summary of remaining write-ins for Line 13 from overflow page.....	0	0	0	0	0
1399. Total (Lines 1301 through 1303 plus 1398)(Line 13 above).....	0	0	0	0	0

	Ordinary		Credit Life (Group and Individual)		Group		Industrial		Total	
	1	2	3	4	5	6	7	8	9	10
	No.	Amount	No. of Ind. Pols. & Gr. Certifs.	Amount	No. of Certifs.	Amount	No.	Amount	No.	Amount
DIRECT DEATH BENEFITS AND MATURED ENDOWMENTS INCURRED										
16. Unpaid December 31, prior year.....									0	0
17. Incurred during current year.....									0	0
Settled during current year:										
18.1 By payment in full.....									0	0
18.2 By payment on compromised claims.....									0	0
18.3 Totals paid.....	0	0		0	0	0	0	0	0	0
18.4 Reduction by compromise.....									0	0
18.5 Amount rejected.....									0	0
18.6 Total settlements.....	0	0	0	0	0	0	0	0	0	0
19. Unpaid Dec. 31, current year (Lines 16 + 17 - 18.6).....	0	0	0	0	0	0	0	0	0	0
POLICY EXHIBIT					No. of Pol.					
20. In force December 31, prior year.....				(a).....					0	0
21. Issued during year.....									0	0
22. Other changes to in force (Net).....									0	0
23. In force December 31 of current year.....	0	0	0	(a).....0	0	0	0	0	0	0

NONE

(a) Includes Individual Credit Life Insurance, prior year \$.....0 current year \$.....0.  
Includes Group Credit Life Insurance Loans less than or equal to 60 months at issue, prior year \$.....0 current year \$.....0.  
Loans greater than 60 months at issue BUT NOT GREATER THAN 120 MONTHS, prior year \$.....0 current year \$.....0.

ACCIDENT AND HEALTH INSURANCE

	1	2	3	4	5
	Direct Premiums	Direct Premiums Earned	Dividends Paid Or Credited on Direct Business	Direct Losses Paid	Direct Losses Incurred
24. Group policies (b).....					
24.1 Federal Employee Health Benefits Plan premium (b).....					
24.2 Credit (group and individual).....					
24.3 Collectively renewable policies (b).....					
24.4 Medicare Title XVIII exempt from state taxes or fees.....					
Other Individual Policies:					
25.1 Non-cancelable (b).....					
25.2 Guaranteed renewable (b).....					
25.3 Non-renewable for stated reasons only (b).....					
25.4 Other accident only.....					
25.5 All other (b).....					
25.6 Totals (Sum of Lines 25.1 to 25.5).....	0	0	0	0	0
26. Totals (Lines 24 + 24.1 + 24.2 + 24.3 + 24.4 + 25.6).....	0	0	0	0	0

NONE

(b) For health business on indicated lines report: Number of persons insured under PPO managed products.....0 and number of persons insured under indemnity only products.....0.



DIRECT BUSINESS IN Other Alien # 65 DURING THE YEAR  
NAIC Group Code....0140 NAIC Company Code....64327

LIFE INSURANCE

	1	2	3	4	5
	Ordinary	Credit Life (Group and Individual)	Group	Industrial	Total
DIRECT PREMIUMS AND ANNUITY CONSIDERATIONS					
1. Life insurance.....					0
2. Annuity considerations.....					0
3. Deposit-type contract funds.....		XXX		XXX	0
4. Other considerations.....					0
5. Totals (Sum of Lines 1 to 4).....	0	0	0	0	0
DIRECT DIVIDENDS TO POLICYHOLDERS					
Life insurance:					
6.1 Paid in cash or left on deposit.....					0
6.2 Applied to pay renewal premiums.....					0
6.3 Applied to provide paid-up additions or shorten the endowment or premium-paying period.....					0
6.4 Other.....					0
6.5 Totals (Sum of Lines 6.1 to 6.4).....	0	0	0	0	0
Annuities:					
7.1 Paid in cash or left on deposit.....					0
7.2 Applied to provide paid-up annuities.....					0
7.3 Other.....					0
7.4 Totals (Sum of Lines 7.1 to 7.3).....	0	0	0	0	0
8. Grand Totals (Lines 6.5 + 7.4).....	0	0	0	0	0
DIRECT CLAIMS AND BENEFITS PAID					
9. Death benefits.....					0
10. Matured endowments.....					0
11. Annuity benefits.....					0
12. Surrender values and withdrawals for life contracts.....					0
13. Aggregate write-ins for miscellaneous direct claims and benefits paid.....	0	0	0	0	0
14. All other benefits, except accident and health.....					0
15. Totals.....	0	0	0	0	0

NONE

DETAILS OF WRITE-INS					
1301. ....					0
1302. ....					0
1303. ....					0
1398. Summary of remaining write-ins for Line 13 from overflow page.....	0	0	0	0	0
1399. Total (Lines 1301 through 1303 plus 1398)(Line 13 above).....	0	0	0	0	0

	Ordinary		Credit Life (Group and Individual)		Group		Industrial		Total	
	1	2	3	4	5	6	7	8	9	10
	No.	Amount	No. of Ind. Pols. & Gr. Certifs.	Amount	No. of Certifs.	Amount	No.	Amount	No.	Amount
DIRECT DEATH BENEFITS AND MATURED ENDOWMENTS INCURRED										
16. Unpaid December 31, prior year.....									0	0
17. Incurred during current year.....									0	0
Settled during current year:										
18.1 By payment in full.....									0	0
18.2 By payment on compromised claims.....									0	0
18.3 Totals paid.....	0	0	0	0	0	0	0	0	0	0
18.4 Reduction by compromise.....									0	0
18.5 Amount rejected.....									0	0
18.6 Total settlements.....	0	0	0	0	0	0	0	0	0	0
19. Unpaid Dec. 31, current year (Lines 16 + 17 - 18.6).....	0	0	0	0	0	0	0	0	0	0
POLICY EXHIBIT					No. of Pol.					
20. In force December 31, prior year.....				(a).....					0	0
21. Issued during year.....									0	0
22. Other changes to in force (Net).....									0	0
23. In force December 31 of current year.....	0	0	0	(a).....	0	0	0	0	0	0

NONE

(a) Includes Individual Credit Life Insurance, prior year \$.....0 current year \$.....0.  
Includes Group Credit Life Insurance Loans less than or equal to 60 months at issue, prior year \$.....0 current year \$.....0.  
Loans greater than 60 months at issue BUT NOT GREATER THAN 120 MONTHS, prior year \$.....0 current year \$.....0.

ACCIDENT AND HEALTH INSURANCE

	1	2	3	4	5
	Direct Premiums	Direct Premiums Earned	Dividends Paid Or Credited on Direct Business	Direct Losses Paid	Direct Losses Incurred
24. Group policies (b).....					
24.1 Federal Employee Health Benefits Plan premium (b).....					
24.2 Credit (group and individual).....					
24.3 Collectively renewable policies (b).....					
24.4 Medicare Title XVIII exempt from state taxes or fees.....					
Other Individual Policies:					
25.1 Non-cancelable (b).....					
25.2 Guaranteed renewable (b).....					
25.3 Non-renewable for stated reasons only (b).....					
25.4 Other accident only.....					
25.5 All other (b).....					
25.6 Totals (Sum of Lines 25.1 to 25.5).....	0	0	0	0	0
26. Totals (Lines 24 + 24.1 + 24.2 + 24.3 + 24.4 + 25.6).....	0	0	0	0	0

NONE

(b) For health business on indicated lines report: Number of persons insured under PPO managed products.....0 and number of persons insured under indemnity only products.....0.



DIRECT BUSINESS IN Other Alien # 66 DURING THE YEAR  
NAIC Group Code....0140 NAIC Company Code....64327

LIFE INSURANCE

	1	2	3	4	5
	Ordinary	Credit Life (Group and Individual)	Group	Industrial	Total
DIRECT PREMIUMS AND ANNUITY CONSIDERATIONS					
1. Life insurance.....					0
2. Annuity considerations.....					0
3. Deposit-type contract funds.....		XXX		XXX	0
4. Other considerations.....					0
5. Totals (Sum of Lines 1 to 4).....	0	0	0	0	0
DIRECT DIVIDENDS TO POLICYHOLDERS					
Life insurance:					
6.1 Paid in cash or left on deposit.....					0
6.2 Applied to pay renewal premiums.....					0
6.3 Applied to provide paid-up additions or shorten the endowment or premium-paying period.....					0
6.4 Other.....					0
6.5 Totals (Sum of Lines 6.1 to 6.4).....	0	0	0	0	0
Annuities:					
7.1 Paid in cash or left on deposit.....					0
7.2 Applied to provide paid-up annuities.....					0
7.3 Other.....					0
7.4 Totals (Sum of Lines 7.1 to 7.3).....	0	0	0	0	0
8. Grand Totals (Lines 6.5 + 7.4).....	0	0	0	0	0
DIRECT CLAIMS AND BENEFITS PAID					
9. Death benefits.....					0
10. Matured endowments.....					0
11. Annuity benefits.....					0
12. Surrender values and withdrawals for life contracts.....					0
13. Aggregate write-ins for miscellaneous direct claims and benefits paid.....	0	0	0	0	0
14. All other benefits, except accident and health.....					0
15. Totals.....	0	0	0	0	0

NONE

DETAILS OF WRITE-INS					
1301. ....					0
1302. ....					0
1303. ....					0
1398. Summary of remaining write-ins for Line 13 from overflow page.....	0	0	0	0	0
1399. Total (Lines 1301 through 1303 plus 1398)(Line 13 above).....	0	0	0	0	0

	Ordinary		Credit Life (Group and Individual)		Group		Industrial		Total	
	1	2	3	4	5	6	7	8	9	10
	No.	Amount	No. of Ind. Pols. & Gr. Certifs.	Amount	No. of Certifs.	Amount	No.	Amount	No.	Amount
DIRECT DEATH BENEFITS AND MATURED ENDOWMENTS INCURRED										
16. Unpaid December 31, prior year.....									0	0
17. Incurred during current year.....									0	0
Settled during current year:										
18.1 By payment in full.....									0	0
18.2 By payment on compromised claims.....									0	0
18.3 Totals paid.....	0	0	0	0	0	0	0	0	0	0
18.4 Reduction by compromise.....									0	0
18.5 Amount rejected.....									0	0
18.6 Total settlements.....	0	0	0	0	0	0	0	0	0	0
19. Unpaid Dec. 31, current year (Lines 16 + 17 - 18.6).....	0	0	0	0	0	0	0	0	0	0
POLICY EXHIBIT					No. of Pol.					
20. In force December 31, prior year.....				(a).....					0	0
21. Issued during year.....									0	0
22. Other changes to in force (Net).....									0	0
23. In force December 31 of current year.....	0	0	0	(a).....	0	0	0	0	0	0

NONE

(a) Includes Individual Credit Life Insurance, prior year \$.....0 current year \$.....0.  
Includes Group Credit Life Insurance Loans less than or equal to 60 months at issue, prior year \$.....0 current year \$.....0.  
Loans greater than 60 months at issue BUT NOT GREATER THAN 120 MONTHS, prior year \$.....0 current year \$.....0.

ACCIDENT AND HEALTH INSURANCE

	1	2	3	4	5
	Direct Premiums	Direct Premiums Earned	Dividends Paid Or Credited on Direct Business	Direct Losses Paid	Direct Losses Incurred
24. Group policies (b).....					
24.1 Federal Employee Health Benefits Plan premium (b).....					
24.2 Credit (group and individual).....					
24.3 Collectively renewable policies (b).....					
24.4 Medicare Title XVIII exempt from state taxes or fees.....					
Other Individual Policies:					
25.1 Non-cancelable (b).....					
25.2 Guaranteed renewable (b).....					
25.3 Non-renewable for stated reasons only (b).....					
25.4 Other accident only.....					
25.5 All other (b).....					
25.6 Totals (Sum of Lines 25.1 to 25.5).....	0	0	0	0	0
26. Totals (Lines 24 + 24.1 + 24.2 + 24.3 + 24.4 + 25.6).....	0	0	0	0	0

NONE

(b) For health business on indicated lines report: Number of persons insured under PPO managed products.....0 and number of persons insured under indemnity only products.....0.

HARLEYSVILLE LIFE INSURANCE COMPANY



DIRECT BUSINESS IN Other Alien # 67 DURING THE YEAR  
NAIC Group Code.....0140 NAIC Company Code.....64327

LIFE INSURANCE

	1	2	3	4	5
	Ordinary	Credit Life (Group and Individual)	Group	Industrial	Total
DIRECT PREMIUMS AND ANNUITY CONSIDERATIONS					
1. Life insurance.....					0
2. Annuity considerations.....					0
3. Deposit-type contract funds.....		XXX		XXX	0
4. Other considerations.....					0
5. Totals (Sum of Lines 1 to 4).....	0	0	0	0	0
DIRECT DIVIDENDS TO POLICYHOLDERS					
Life insurance:					
6.1 Paid in cash or left on deposit.....					0
6.2 Applied to pay renewal premiums.....					0
6.3 Applied to provide paid-up additions or shorten the endowment or premium-paying period.....					0
6.4 Other.....					0
6.5 Totals (Sum of Lines 6.1 to 6.4).....	0	0	0	0	0
Annuities:					
7.1 Paid in cash or left on deposit.....					0
7.2 Applied to provide paid-up annuities.....					0
7.3 Other.....					0
7.4 Totals (Sum of Lines 7.1 to 7.3).....	0	0	0	0	0
8. Grand Totals (Lines 6.5 + 7.4).....	0	0	0	0	0
DIRECT CLAIMS AND BENEFITS PAID					
9. Death benefits.....					0
10. Matured endowments.....					0
11. Annuity benefits.....					0
12. Surrender values and withdrawals for life contracts.....					0
13. Aggregate write-ins for miscellaneous direct claims and benefits paid.....	0	0	0	0	0
14. All other benefits, except accident and health.....					0
15. Totals.....	0	0	0	0	0

NONE

DETAILS OF WRITE-INS					
1301. ....					0
1302. ....					0
1303. ....					0
1398. Summary of remaining write-ins for Line 13 from overflow page.....	0	0	0	0	0
1399. Total (Lines 1301 through 1303 plus 1398)(Line 13 above).....	0	0	0	0	0

	Ordinary		Credit Life (Group and Individual)		Group		Industrial		Total	
	1	2	3	4	5	6	7	8	9	10
	No.	Amount	No. of Ind. Pols. & Gr. Certifs.	Amount	No. of Certifs.	Amount	No.	Amount	No.	Amount
DIRECT DEATH BENEFITS AND MATURED ENDOWMENTS INCURRED										
16. Unpaid December 31, prior year.....									0	0
17. Incurred during current year.....									0	0
Settled during current year:										
18.1 By payment in full.....									0	0
18.2 By payment on compromised claims.....									0	0
18.3 Totals paid.....	0	0	0	0	0	0	0	0	0	0
18.4 Reduction by compromise.....									0	0
18.5 Amount rejected.....									0	0
18.6 Total settlements.....	0	0	0	0	0	0	0	0	0	0
19. Unpaid Dec. 31, current year (Lines 16 + 17 - 18.6).....	0	0	0	0	0	0	0	0	0	0
POLICY EXHIBIT					No. of Pol.					
20. In force December 31, prior year.....				(a).....					0	0
21. Issued during year.....									0	0
22. Other changes to in force (Net).....									0	0
23. In force December 31 of current year.....	0	0	0	(a).....	0	0	0	0	0	0

NONE

(a) Includes Individual Credit Life Insurance, prior year \$.....0 current year \$.....0.  
Includes Group Credit Life Insurance Loans less than or equal to 60 months at issue, prior year \$.....0 current year \$.....0.  
Loans greater than 60 months at issue BUT NOT GREATER THAN 120 MONTHS, prior year \$.....0 current year \$.....0.

ACCIDENT AND HEALTH INSURANCE

	1	2	3	4	5
	Direct Premiums	Direct Premiums Earned	Dividends Paid Or Credited on Direct Business	Direct Losses Paid	Direct Losses Incurred
24. Group policies (b).....					
24.1 Federal Employee Health Benefits Plan premium (b).....					
24.2 Credit (group and individual).....					
24.3 Collectively renewable policies (b).....					
24.4 Medicare Title XVIII exempt from state taxes or fees.....					
Other Individual Policies:					
25.1 Non-cancelable (b).....					
25.2 Guaranteed renewable (b).....					
25.3 Non-renewable for stated reasons only (b).....					
25.4 Other accident only.....					
25.5 All other (b).....					
25.6 Totals (Sum of Lines 25.1 to 25.5).....	0	0	0	0	0
26. Totals (Lines 24 + 24.1 + 24.2 + 24.3 + 24.4 + 25.6).....	0	0	0	0	0

NONE

(b) For health business on indicated lines report: Number of persons insured under PPO managed products.....0 and number of persons insured under indemnity only products.....0.

HARLEYSVILLE LIFE INSURANCE COMPANY



DIRECT BUSINESS IN Other Alien # 68 DURING THE YEAR  
NAIC Group Code.....0140 NAIC Company Code.....64327

LIFE INSURANCE

	1	2	3	4	5
	Ordinary	Credit Life (Group and Individual)	Group	Industrial	Total
DIRECT PREMIUMS AND ANNUITY CONSIDERATIONS					
1. Life insurance.....					0
2. Annuity considerations.....					0
3. Deposit-type contract funds.....		XXX		XXX	0
4. Other considerations.....					0
5. Totals (Sum of Lines 1 to 4).....	0	0	0	0	0
DIRECT DIVIDENDS TO POLICYHOLDERS					
Life insurance:					
6.1 Paid in cash or left on deposit.....					0
6.2 Applied to pay renewal premiums.....					0
6.3 Applied to provide paid-up additions or shorten the endowment or premium-paying period.....					0
6.4 Other.....					0
6.5 Totals (Sum of Lines 6.1 to 6.4).....	0	0	0	0	0
Annuities:					
7.1 Paid in cash or left on deposit.....					0
7.2 Applied to provide paid-up annuities.....					0
7.3 Other.....					0
7.4 Totals (Sum of Lines 7.1 to 7.3).....	0	0	0	0	0
8. Grand Totals (Lines 6.5 + 7.4).....	0	0	0	0	0
DIRECT CLAIMS AND BENEFITS PAID					
9. Death benefits.....					0
10. Matured endowments.....					0
11. Annuity benefits.....					0
12. Surrender values and withdrawals for life contracts.....					0
13. Aggregate write-ins for miscellaneous direct claims and benefits paid.....	0	0	0	0	0
14. All other benefits, except accident and health.....					0
15. Totals.....	0	0	0	0	0

DETAILS OF WRITE-INS					
1301. ....					0
1302. ....					0
1303. ....					0
1398. Summary of remaining write-ins for Line 13 from overflow page.....	0	0	0	0	0
1399. Total (Lines 1301 through 1303 plus 1398)(Line 13 above).....	0	0	0	0	0

	Ordinary		Credit Life (Group and Individual)		Group		Industrial		Total	
	1	2	3	4	5	6	7	8	9	10
	No.	Amount	No. of Ind. Pols. & Gr. Certifs.	Amount	No. of Certifs.	Amount	No.	Amount	No.	Amount
DIRECT DEATH BENEFITS AND MATURED ENDOWMENTS INCURRED										
16. Unpaid December 31, prior year.....									0	0
17. Incurred during current year.....									0	0
Settled during current year:										
18.1 By payment in full.....									0	0
18.2 By payment on compromised claims.....									0	0
18.3 Totals paid.....	0	0	0	0	0	0	0	0	0	0
18.4 Reduction by compromise.....									0	0
18.5 Amount rejected.....									0	0
18.6 Total settlements.....	0	0	0	0	0	0	0	0	0	0
19. Unpaid Dec. 31, current year (Lines 16 + 17 - 18.6).....	0	0	0	0	0	0	0	0	0	0
POLICY EXHIBIT					No. of Pol.					
20. In force December 31, prior year.....				(a).....					0	0
21. Issued during year.....									0	0
22. Other changes to in force (Net).....									0	0
23. In force December 31 of current year.....	0	0	0	(a).....	0	0	0	0	0	0

(a) Includes Individual Credit Life Insurance, prior year \$.....0 current year \$.....0.  
Includes Group Credit Life Insurance Loans less than or equal to 60 months at issue, prior year \$.....0 current year \$.....0.  
Loans greater than 60 months at issue BUT NOT GREATER THAN 120 MONTHS, prior year \$.....0 current year \$.....0.

ACCIDENT AND HEALTH INSURANCE

	1	2	3	4	5
	Direct Premiums	Direct Premiums Earned	Dividends Paid Or Credited on Direct Business	Direct Losses Paid	Direct Losses Incurred
24. Group policies (b).....					
24.1 Federal Employee Health Benefits Plan premium (b).....					
24.2 Credit (group and individual).....					
24.3 Collectively renewable policies (b).....					
24.4 Medicare Title XVIII exempt from state taxes or fees.....					
Other Individual Policies:					
25.1 Non-cancelable (b).....					
25.2 Guaranteed renewable (b).....					
25.3 Non-renewable for stated reasons only (b).....					
25.4 Other accident only.....					
25.5 All other (b).....					
25.6 Totals (Sum of Lines 25.1 to 25.5).....	0	0	0	0	0
26. Totals (Lines 24 + 24.1 + 24.2 + 24.3 + 24.4 + 25.6).....	0	0	0	0	0

(b) For health business on indicated lines report: Number of persons insured under PPO managed products.....0 and number of persons insured under indemnity only products.....0.

HARLEYSVILLE LIFE INSURANCE COMPANY



DIRECT BUSINESS IN Other Alien # 69 DURING THE YEAR  
NAIC Group Code....0140 NAIC Company Code....64327

LIFE INSURANCE

	1	2	3	4	5
	Ordinary	Credit Life (Group and Individual)	Group	Industrial	Total
DIRECT PREMIUMS AND ANNUITY CONSIDERATIONS					
1. Life insurance.....					0
2. Annuity considerations.....					0
3. Deposit-type contract funds.....		XXX		XXX	0
4. Other considerations.....					0
5. Totals (Sum of Lines 1 to 4).....	0	0	0	0	0
DIRECT DIVIDENDS TO POLICYHOLDERS					
Life insurance:					
6.1 Paid in cash or left on deposit.....					0
6.2 Applied to pay renewal premiums.....					0
6.3 Applied to provide paid-up additions or shorten the endowment or premium-paying period.....					0
6.4 Other.....					0
6.5 Totals (Sum of Lines 6.1 to 6.4).....	0	0	0	0	0
Annuities:					
7.1 Paid in cash or left on deposit.....					0
7.2 Applied to provide paid-up annuities.....					0
7.3 Other.....					0
7.4 Totals (Sum of Lines 7.1 to 7.3).....	0	0	0	0	0
8. Grand Totals (Lines 6.5 + 7.4).....	0	0	0	0	0
DIRECT CLAIMS AND BENEFITS PAID					
9. Death benefits.....					0
10. Matured endowments.....					0
11. Annuity benefits.....					0
12. Surrender values and withdrawals for life contracts.....					0
13. Aggregate write-ins for miscellaneous direct claims and benefits paid.....	0	0	0	0	0
14. All other benefits, except accident and health.....					0
15. Totals.....	0	0	0	0	0

NONE

DETAILS OF WRITE-INS					
1301. ....					0
1302. ....					0
1303. ....					0
1398. Summary of remaining write-ins for Line 13 from overflow page.....	0	0	0	0	0
1399. Total (Lines 1301 through 1303 plus 1398)(Line 13 above).....	0	0	0	0	0

	Ordinary		Credit Life (Group and Individual)		Group		Industrial		Total	
	1	2	3	4	5	6	7	8	9	10
	No.	Amount	No. of Ind. Pols. & Gr. Certifs.	Amount	No. of Certifs.	Amount	No.	Amount	No.	Amount
DIRECT DEATH BENEFITS AND MATURED ENDOWMENTS INCURRED										
16. Unpaid December 31, prior year.....									0	0
17. Incurred during current year.....									0	0
Settled during current year:										
18.1 By payment in full.....									0	0
18.2 By payment on compromised claims.....									0	0
18.3 Totals paid.....	0	0	0	0	0	0	0	0	0	0
18.4 Reduction by compromise.....									0	0
18.5 Amount rejected.....									0	0
18.6 Total settlements.....	0	0	0	0	0	0	0	0	0	0
19. Unpaid Dec. 31, current year (Lines 16 + 17 - 18.6).....	0	0	0	0	0	0	0	0	0	0
POLICY EXHIBIT					No. of Pol.					
20. In force December 31, prior year.....				(a).....					0	0
21. Issued during year.....									0	0
22. Other changes to in force (Net).....									0	0
23. In force December 31 of current year.....	0	0	0	(a).....	0	0	0	0	0	0

NONE

(a) Includes Individual Credit Life Insurance, prior year \$.....0 current year \$.....0.  
Includes Group Credit Life Insurance Loans less than or equal to 60 months at issue, prior year \$.....0 current year \$.....0.  
Loans greater than 60 months at issue BUT NOT GREATER THAN 120 MONTHS, prior year \$.....0 current year \$.....0.

ACCIDENT AND HEALTH INSURANCE

	1	2	3	4	5
	Direct Premiums	Direct Premiums Earned	Dividends Paid Or Credited on Direct Business	Direct Losses Paid	Direct Losses Incurred
24. Group policies (b).....					
24.1 Federal Employee Health Benefits Plan premium (b).....					
24.2 Credit (group and individual).....					
24.3 Collectively renewable policies (b).....					
24.4 Medicare Title XVIII exempt from state taxes or fees.....					
Other Individual Policies:					
25.1 Non-cancelable (b).....					
25.2 Guaranteed renewable (b).....					
25.3 Non-renewable for stated reasons only (b).....					
25.4 Other accident only.....					
25.5 All other (b).....					
25.6 Totals (Sum of Lines 25.1 to 25.5).....	0	0	0	0	0
26. Totals (Lines 24 + 24.1 + 24.2 + 24.3 + 24.4 + 25.6).....	0	0	0	0	0

NONE

(b) For health business on indicated lines report: Number of persons insured under PPO managed products.....0 and number of persons insured under indemnity only products.....0.



DIRECT BUSINESS IN Other Alien # 70 DURING THE YEAR  
NAIC Group Code.....0140 NAIC Company Code.....64327

LIFE INSURANCE

	1	2	3	4	5
	Ordinary	Credit Life (Group and Individual)	Group	Industrial	Total
DIRECT PREMIUMS AND ANNUITY CONSIDERATIONS					
1. Life insurance.....					0
2. Annuity considerations.....					0
3. Deposit-type contract funds.....		XXX		XXX	0
4. Other considerations.....					0
5. Totals (Sum of Lines 1 to 4).....	0	0	0	0	0
DIRECT DIVIDENDS TO POLICYHOLDERS					
Life insurance:					
6.1 Paid in cash or left on deposit.....					0
6.2 Applied to pay renewal premiums.....					0
6.3 Applied to provide paid-up additions or shorten the endowment or premium-paying period.....					0
6.4 Other.....					0
6.5 Totals (Sum of Lines 6.1 to 6.4).....	0	0	0	0	0
Annuities:					
7.1 Paid in cash or left on deposit.....					0
7.2 Applied to provide paid-up annuities.....					0
7.3 Other.....					0
7.4 Totals (Sum of Lines 7.1 to 7.3).....	0	0	0	0	0
8. Grand Totals (Lines 6.5 + 7.4).....	0	0	0	0	0
DIRECT CLAIMS AND BENEFITS PAID					
9. Death benefits.....					0
10. Matured endowments.....					0
11. Annuity benefits.....					0
12. Surrender values and withdrawals for life contracts.....					0
13. Aggregate write-ins for miscellaneous direct claims and benefits paid.....	0	0	0	0	0
14. All other benefits, except accident and health.....					0
15. Totals.....	0	0	0	0	0

NONE

DETAILS OF WRITE-INS					
1301. ....					0
1302. ....					0
1303. ....					0
1398. Summary of remaining write-ins for Line 13 from overflow page.....	0	0	0	0	0
1399. Total (Lines 1301 through 1303 plus 1398)(Line 13 above).....	0	0	0	0	0

	Ordinary		Credit Life (Group and Individual)		Group		Industrial		Total	
	1	2	3	4	5	6	7	8	9	10
	No.	Amount	No. of Ind. Pols. & Gr. Certifs.	Amount	No. of Certifs.	Amount	No.	Amount	No.	Amount
DIRECT DEATH BENEFITS AND MATURED ENDOWMENTS INCURRED										
16. Unpaid December 31, prior year.....									0	0
17. Incurred during current year.....									0	0
Settled during current year:										
18.1 By payment in full.....									0	0
18.2 By payment on compromised claims.....									0	0
18.3 Totals paid.....	0	0	0	0	0	0	0	0	0	0
18.4 Reduction by compromise.....									0	0
18.5 Amount rejected.....									0	0
18.6 Total settlements.....	0	0	0	0	0	0	0	0	0	0
19. Unpaid Dec. 31, current year (Lines 16 + 17 - 18.6).....	0	0	0	0	0	0	0	0	0	0
POLICY EXHIBIT					No. of Pol.					
20. In force December 31, prior year.....				(a).....					0	0
21. Issued during year.....									0	0
22. Other changes to in force (Net).....									0	0
23. In force December 31 of current year.....	0	0	0	(a).....	0	0	0	0	0	0

NONE

(a) Includes Individual Credit Life Insurance, prior year \$.....0 current year \$.....0.  
Includes Group Credit Life Insurance Loans less than or equal to 60 months at issue, prior year \$.....0 current year \$.....0.  
Loans greater than 60 months at issue BUT NOT GREATER THAN 120 MONTHS, prior year \$.....0 current year \$.....0.

ACCIDENT AND HEALTH INSURANCE

	1	2	3	4	5
	Direct Premiums	Direct Premiums Earned	Dividends Paid Or Credited on Direct Business	Direct Losses Paid	Direct Losses Incurred
24. Group policies (b).....					
24.1 Federal Employee Health Benefits Plan premium (b).....					
24.2 Credit (group and individual).....					
24.3 Collectively renewable policies (b).....					
24.4 Medicare Title XVIII exempt from state taxes or fees.....					
Other Individual Policies:					
25.1 Non-cancelable (b).....					
25.2 Guaranteed renewable (b).....					
25.3 Non-renewable for stated reasons only (b).....					
25.4 Other accident only.....					
25.5 All other (b).....					
25.6 Totals (Sum of Lines 25.1 to 25.5).....	0	0	0	0	0
26. Totals (Lines 24 + 24.1 + 24.2 + 24.3 + 24.4 + 25.6).....	0	0	0	0	0

NONE

(b) For health business on indicated lines report: Number of persons insured under PPO managed products.....0 and number of persons insured under indemnity only products.....0.

HARLEYSVILLE LIFE INSURANCE COMPANY



DIRECT BUSINESS IN Other Alien # 71 DURING THE YEAR  
NAIC Group Code....0140 NAIC Company Code....64327

LIFE INSURANCE

	1	2	3	4	5
	Ordinary	Credit Life (Group and Individual)	Group	Industrial	Total
DIRECT PREMIUMS AND ANNUITY CONSIDERATIONS					
1. Life insurance.....					0
2. Annuity considerations.....					0
3. Deposit-type contract funds.....		XXX		XXX	0
4. Other considerations.....					0
5. Totals (Sum of Lines 1 to 4).....	0	0	0	0	0
DIRECT DIVIDENDS TO POLICYHOLDERS					
Life insurance:					
6.1 Paid in cash or left on deposit.....					0
6.2 Applied to pay renewal premiums.....					0
6.3 Applied to provide paid-up additions or shorten the endowment or premium-paying period.....					0
6.4 Other.....					0
6.5 Totals (Sum of Lines 6.1 to 6.4).....	0	0	0	0	0
Annuities:					
7.1 Paid in cash or left on deposit.....					0
7.2 Applied to provide paid-up annuities.....					0
7.3 Other.....					0
7.4 Totals (Sum of Lines 7.1 to 7.3).....	0	0	0	0	0
8. Grand Totals (Lines 6.5 + 7.4).....	0	0	0	0	0
DIRECT CLAIMS AND BENEFITS PAID					
9. Death benefits.....					0
10. Matured endowments.....					0
11. Annuity benefits.....					0
12. Surrender values and withdrawals for life contracts.....					0
13. Aggregate write-ins for miscellaneous direct claims and benefits paid.....	0	0	0	0	0
14. All other benefits, except accident and health.....					0
15. Totals.....	0	0	0	0	0

NONE

DETAILS OF WRITE-INS					
1301. ....					0
1302. ....					0
1303. ....					0
1398. Summary of remaining write-ins for Line 13 from overflow page.....	0	0	0	0	0
1399. Total (Lines 1301 through 1303 plus 1398)(Line 13 above).....	0	0	0	0	0

	Ordinary		Credit Life (Group and Individual)		Group		Industrial		Total	
	1	2	3	4	5	6	7	8	9	10
	No.	Amount	No. of Ind. Pols. & Gr. Certifs.	Amount	No. of Certifs.	Amount	No.	Amount	No.	Amount
DIRECT DEATH BENEFITS AND MATURED ENDOWMENTS INCURRED										
16. Unpaid December 31, prior year.....									0	0
17. Incurred during current year.....									0	0
Settled during current year:										
18.1 By payment in full.....									0	0
18.2 By payment on compromised claims.....									0	0
18.3 Totals paid.....	0	0	0	0	0	0	0	0	0	0
18.4 Reduction by compromise.....									0	0
18.5 Amount rejected.....									0	0
18.6 Total settlements.....	0	0	0	0	0	0	0	0	0	0
19. Unpaid Dec. 31, current year (Lines 16 + 17 - 18.6).....	0	0	0	0	0	0	0	0	0	0
POLICY EXHIBIT					No. of Pol.					
20. In force December 31, prior year.....				(a).....					0	0
21. Issued during year.....									0	0
22. Other changes to in force (Net).....									0	0
23. In force December 31 of current year.....	0	0	0	(a).....	0	0	0	0	0	0

NONE

(a) Includes Individual Credit Life Insurance, prior year \$.....0 current year \$.....0.  
Includes Group Credit Life Insurance Loans less than or equal to 60 months at issue, prior year \$.....0 current year \$.....0.  
Loans greater than 60 months at issue BUT NOT GREATER THAN 120 MONTHS, prior year \$.....0 current year \$.....0.

ACCIDENT AND HEALTH INSURANCE

	1	2	3	4	5
	Direct Premiums	Direct Premiums Earned	Dividends Paid Or Credited on Direct Business	Direct Losses Paid	Direct Losses Incurred
24. Group policies (b).....					
24.1 Federal Employee Health Benefits Plan premium (b).....					
24.2 Credit (group and individual).....					
24.3 Collectively renewable policies (b).....					
24.4 Medicare Title XVIII exempt from state taxes or fees.....					
Other Individual Policies:					
25.1 Non-cancelable (b).....					
25.2 Guaranteed renewable (b).....					
25.3 Non-renewable for stated reasons only (b).....					
25.4 Other accident only.....					
25.5 All other (b).....					
25.6 Totals (Sum of Lines 25.1 to 25.5).....	0	0	0	0	0
26. Totals (Lines 24 + 24.1 + 24.2 + 24.3 + 24.4 + 25.6).....	0	0	0	0	0

NONE

(b) For health business on indicated lines report: Number of persons insured under PPO managed products.....0 and number of persons insured under indemnity only products.....0.



HARLEYSVILLE LIFE INSURANCE COMPANY



DIRECT BUSINESS IN Other Alien # 72 DURING THE YEAR  
NAIC Group Code....0140 NAIC Company Code....64327

LIFE INSURANCE

	1	2	3	4	5
	Ordinary	Credit Life (Group and Individual)	Group	Industrial	Total
DIRECT PREMIUMS AND ANNUITY CONSIDERATIONS					
1. Life insurance.....					0
2. Annuity considerations.....					0
3. Deposit-type contract funds.....		XXX		XXX	0
4. Other considerations.....					0
5. Totals (Sum of Lines 1 to 4).....	0	0	0	0	0
DIRECT DIVIDENDS TO POLICYHOLDERS					
Life insurance:					
6.1 Paid in cash or left on deposit.....					0
6.2 Applied to pay renewal premiums.....					0
6.3 Applied to provide paid-up additions or shorten the endowment or premium-paying period.....					0
6.4 Other.....					0
6.5 Totals (Sum of Lines 6.1 to 6.4).....	0	0	0	0	0
Annuities:					
7.1 Paid in cash or left on deposit.....					0
7.2 Applied to provide paid-up annuities.....					0
7.3 Other.....					0
7.4 Totals (Sum of Lines 7.1 to 7.3).....	0	0	0	0	0
8. Grand Totals (Lines 6.5 + 7.4).....	0	0	0	0	0
DIRECT CLAIMS AND BENEFITS PAID					
9. Death benefits.....					0
10. Matured endowments.....					0
11. Annuity benefits.....					0
12. Surrender values and withdrawals for life contracts.....					0
13. Aggregate write-ins for miscellaneous direct claims and benefits paid.....	0	0	0	0	0
14. All other benefits, except accident and health.....					0
15. Totals.....	0	0	0	0	0

DETAILS OF WRITE-INS					
1301. ....					0
1302. ....					0
1303. ....					0
1398. Summary of remaining write-ins for Line 13 from overflow page.....	0	0	0	0	0
1399. Total (Lines 1301 through 1303 plus 1398)(Line 13 above).....	0	0	0	0	0

	Ordinary		Credit Life (Group and Individual)		Group		Industrial		Total	
	1	2	3	4	5	6	7	8	9	10
	No.	Amount	No. of Ind. Pols. & Gr. Certifs.	Amount	No. of Certifs.	Amount	No.	Amount	No.	Amount
DIRECT DEATH BENEFITS AND MATURED ENDOWMENTS INCURRED										
16. Unpaid December 31, prior year.....									0	0
17. Incurred during current year.....									0	0
Settled during current year:										
18.1 By payment in full.....									0	0
18.2 By payment on compromised claims.....									0	0
18.3 Totals paid.....	0	0	0	0	0	0	0	0	0	0
18.4 Reduction by compromise.....									0	0
18.5 Amount rejected.....									0	0
18.6 Total settlements.....	0	0	0	0	0	0	0	0	0	0
19. Unpaid Dec. 31, current year (Lines 16 + 17 - 18.6).....	0	0	0	0	0	0	0	0	0	0
POLICY EXHIBIT					No. of Pol.					
20. In force December 31, prior year.....				(a).....					0	0
21. Issued during year.....									0	0
22. Other changes to in force (Net).....									0	0
23. In force December 31 of current year.....	0	0	0	(a).....0	0	0	0	0	0	0

(a) Includes Individual Credit Life Insurance, prior year \$.....0 current year \$.....0.  
Includes Group Credit Life Insurance Loans less than or equal to 60 months at issue, prior year \$.....0 current year \$.....0.  
Loans greater than 60 months at issue BUT NOT GREATER THAN 120 MONTHS, prior year \$.....0 current year \$.....0.

ACCIDENT AND HEALTH INSURANCE

	1	2	3	4	5
	Direct Premiums	Direct Premiums Earned	Dividends Paid Or Credited on Direct Business	Direct Losses Paid	Direct Losses Incurred
24. Group policies (b).....					
24.1 Federal Employee Health Benefits Plan premium (b).....					
24.2 Credit (group and individual).....					
24.3 Collectively renewable policies (b).....					
24.4 Medicare Title XVIII exempt from state taxes or fees.....					
Other Individual Policies:					
25.1 Non-cancelable (b).....					
25.2 Guaranteed renewable (b).....					
25.3 Non-renewable for stated reasons only (b).....					
25.4 Other accident only.....					
25.5 All other (b).....					
25.6 Totals (Sum of Lines 25.1 to 25.5).....	0	0	0	0	0
26. Totals (Lines 24 + 24.1 + 24.2 + 24.3 + 24.4 + 25.6).....	0	0	0	0	0

(b) For health business on indicated lines report: Number of persons insured under PPO managed products.....0 and number of persons insured under indemnity only products.....0.

HARLEYSVILLE LIFE INSURANCE COMPANY



DIRECT BUSINESS IN Other Alien # 73 DURING THE YEAR  
NAIC Group Code....0140 NAIC Company Code....64327

LIFE INSURANCE

	1	2	3	4	5
	Ordinary	Credit Life (Group and Individual)	Group	Industrial	Total
DIRECT PREMIUMS AND ANNUITY CONSIDERATIONS					
1. Life insurance.....					0
2. Annuity considerations.....					0
3. Deposit-type contract funds.....		XXX		XXX	0
4. Other considerations.....					0
5. Totals (Sum of Lines 1 to 4).....	0	0	0	0	0
DIRECT DIVIDENDS TO POLICYHOLDERS					
Life insurance:					
6.1 Paid in cash or left on deposit.....					0
6.2 Applied to pay renewal premiums.....					0
6.3 Applied to provide paid-up additions or shorten the endowment or premium-paying period.....					0
6.4 Other.....					0
6.5 Totals (Sum of Lines 6.1 to 6.4).....	0	0	0	0	0
Annuities:					
7.1 Paid in cash or left on deposit.....					0
7.2 Applied to provide paid-up annuities.....					0
7.3 Other.....					0
7.4 Totals (Sum of Lines 7.1 to 7.3).....	0	0	0	0	0
8. Grand Totals (Lines 6.5 + 7.4).....	0	0	0	0	0
DIRECT CLAIMS AND BENEFITS PAID					
9. Death benefits.....					0
10. Matured endowments.....					0
11. Annuity benefits.....					0
12. Surrender values and withdrawals for life contracts.....					0
13. Aggregate write-ins for miscellaneous direct claims and benefits paid.....	0	0	0	0	0
14. All other benefits, except accident and health.....					0
15. Totals.....	0	0	0	0	0

NONE

DETAILS OF WRITE-INS					
1301. ....					0
1302. ....					0
1303. ....					0
1398. Summary of remaining write-ins for Line 13 from overflow page.....	0	0	0	0	0
1399. Total (Lines 1301 through 1303 plus 1398)(Line 13 above).....	0	0	0	0	0

	Ordinary		Credit Life (Group and Individual)		Group		Industrial		Total	
	1	2	3	4	5	6	7	8	9	10
	No.	Amount	No. of Ind. Pols. & Gr. Certifs.	Amount	No. of Certifs.	Amount	No.	Amount	No.	Amount
DIRECT DEATH BENEFITS AND MATURED ENDOWMENTS INCURRED										
16. Unpaid December 31, prior year.....									0	0
17. Incurred during current year.....									0	0
Settled during current year:										
18.1 By payment in full.....									0	0
18.2 By payment on compromised claims.....									0	0
18.3 Totals paid.....	0	0	0	0	0	0	0	0	0	0
18.4 Reduction by compromise.....									0	0
18.5 Amount rejected.....									0	0
18.6 Total settlements.....	0	0	0	0	0	0	0	0	0	0
19. Unpaid Dec. 31, current year (Lines 16 + 17 - 18.6).....	0	0	0	0	0	0	0	0	0	0
POLICY EXHIBIT					No. of Pol.					
20. In force December 31, prior year.....				(a).....					0	0
21. Issued during year.....									0	0
22. Other changes to in force (Net).....									0	0
23. In force December 31 of current year.....	0	0	0	(a).....	0	0	0	0	0	0

NONE

(a) Includes Individual Credit Life Insurance, prior year \$.....0 current year \$.....0.  
Includes Group Credit Life Insurance Loans less than or equal to 60 months at issue, prior year \$.....0 current year \$.....0.  
Loans greater than 60 months at issue BUT NOT GREATER THAN 120 MONTHS, prior year \$.....0 current year \$.....0.

ACCIDENT AND HEALTH INSURANCE

	1	2	3	4	5
	Direct Premiums	Direct Premiums Earned	Dividends Paid Or Credited on Direct Business	Direct Losses Paid	Direct Losses Incurred
24. Group policies (b).....					
24.1 Federal Employee Health Benefits Plan premium (b).....					
24.2 Credit (group and individual).....					
24.3 Collectively renewable policies (b).....					
24.4 Medicare Title XVIII exempt from state taxes or fees.....					
Other Individual Policies:					
25.1 Non-cancelable (b).....					
25.2 Guaranteed renewable (b).....					
25.3 Non-renewable for stated reasons only (b).....					
25.4 Other accident only.....					
25.5 All other (b).....					
25.6 Totals (Sum of Lines 25.1 to 25.5).....	0	0	0	0	0
26. Totals (Lines 24 + 24.1 + 24.2 + 24.3 + 24.4 + 25.6).....	0	0	0	0	0

NONE

(b) For health business on indicated lines report: Number of persons insured under PPO managed products.....0 and number of persons insured under indemnity only products.....0.

HARLEYSVILLE LIFE INSURANCE COMPANY



DIRECT BUSINESS IN Other Alien # 74 DURING THE YEAR  
NAIC Group Code....0140 NAIC Company Code....64327

LIFE INSURANCE

	1	2	3	4	5
	Ordinary	Credit Life (Group and Individual)	Group	Industrial	Total
DIRECT PREMIUMS AND ANNUITY CONSIDERATIONS					
1. Life insurance.....					0
2. Annuity considerations.....					0
3. Deposit-type contract funds.....		XXX		XXX	0
4. Other considerations.....					0
5. Totals (Sum of Lines 1 to 4).....	0	0	0	0	0
DIRECT DIVIDENDS TO POLICYHOLDERS					
Life insurance:					
6.1 Paid in cash or left on deposit.....					0
6.2 Applied to pay renewal premiums.....					0
6.3 Applied to provide paid-up additions or shorten the endowment or premium-paying period.....					0
6.4 Other.....					0
6.5 Totals (Sum of Lines 6.1 to 6.4).....	0	0	0	0	0
Annuities:					
7.1 Paid in cash or left on deposit.....					0
7.2 Applied to provide paid-up annuities.....					0
7.3 Other.....					0
7.4 Totals (Sum of Lines 7.1 to 7.3).....	0	0	0	0	0
8. Grand Totals (Lines 6.5 + 7.4).....	0	0	0	0	0
DIRECT CLAIMS AND BENEFITS PAID					
9. Death benefits.....					0
10. Matured endowments.....					0
11. Annuity benefits.....					0
12. Surrender values and withdrawals for life contracts.....					0
13. Aggregate write-ins for miscellaneous direct claims and benefits paid.....	0	0	0	0	0
14. All other benefits, except accident and health.....					0
15. Totals.....	0	0	0	0	0

NONE

DETAILS OF WRITE-INS					
1301. ....					0
1302. ....					0
1303. ....					0
1398. Summary of remaining write-ins for Line 13 from overflow page.....	0	0	0	0	0
1399. Total (Lines 1301 through 1303 plus 1398)(Line 13 above).....	0	0	0	0	0

	Ordinary		Credit Life (Group and Individual)		Group		Industrial		Total	
	1	2	3	4	5	6	7	8	9	10
	No.	Amount	No. of Ind. Pols. & Gr. Certifs.	Amount	No. of Certifs.	Amount	No.	Amount	No.	Amount
DIRECT DEATH BENEFITS AND MATURED ENDOWMENTS INCURRED										
16. Unpaid December 31, prior year.....									0	0
17. Incurred during current year.....									0	0
Settled during current year:										
18.1 By payment in full.....									0	0
18.2 By payment on compromised claims.....									0	0
18.3 Totals paid.....	0	0	0	0	0	0	0	0	0	0
18.4 Reduction by compromise.....									0	0
18.5 Amount rejected.....									0	0
18.6 Total settlements.....	0	0	0	0	0	0	0	0	0	0
19. Unpaid Dec. 31, current year (Lines 16 + 17 - 18.6).....	0	0	0	0	0	0	0	0	0	0
POLICY EXHIBIT					No. of Pol.					
20. In force December 31, prior year.....				(a).....					0	0
21. Issued during year.....									0	0
22. Other changes to in force (Net).....									0	0
23. In force December 31 of current year.....	0	0	0	(a).....	0	0	0	0	0	0

NONE

(a) Includes Individual Credit Life Insurance, prior year \$.....0 current year \$.....0.  
Includes Group Credit Life Insurance Loans less than or equal to 60 months at issue, prior year \$.....0 current year \$.....0.  
Loans greater than 60 months at issue BUT NOT GREATER THAN 120 MONTHS, prior year \$.....0 current year \$.....0.

ACCIDENT AND HEALTH INSURANCE

	1	2	3	4	5
	Direct Premiums	Direct Premiums Earned	Dividends Paid Or Credited on Direct Business	Direct Losses Paid	Direct Losses Incurred
24. Group policies (b).....					
24.1 Federal Employee Health Benefits Plan premium (b).....					
24.2 Credit (group and individual).....					
24.3 Collectively renewable policies (b).....					
24.4 Medicare Title XVIII exempt from state taxes or fees.....					
Other Individual Policies:					
25.1 Non-cancelable (b).....					
25.2 Guaranteed renewable (b).....					
25.3 Non-renewable for stated reasons only (b).....					
25.4 Other accident only.....					
25.5 All other (b).....					
25.6 Totals (Sum of Lines 25.1 to 25.5).....	0	0	0	0	0
26. Totals (Lines 24 + 24.1 + 24.2 + 24.3 + 24.4 + 25.6).....	0	0	0	0	0

NONE

(b) For health business on indicated lines report: Number of persons insured under PPO managed products.....0 and number of persons insured under indemnity only products.....0.

HARLEYSVILLE LIFE INSURANCE COMPANY



DIRECT BUSINESS IN Other Alien # 75 DURING THE YEAR  
NAIC Group Code....0140 NAIC Company Code....64327

LIFE INSURANCE

	1	2	3	4	5
	Ordinary	Credit Life (Group and Individual)	Group	Industrial	Total
DIRECT PREMIUMS AND ANNUITY CONSIDERATIONS					
1. Life insurance.....					0
2. Annuity considerations.....					0
3. Deposit-type contract funds.....		XXX		XXX	0
4. Other considerations.....					0
5. Totals (Sum of Lines 1 to 4).....	0	0	0	0	0
DIRECT DIVIDENDS TO POLICYHOLDERS					
Life insurance:					
6.1 Paid in cash or left on deposit.....					0
6.2 Applied to pay renewal premiums.....					0
6.3 Applied to provide paid-up additions or shorten the endowment or premium-paying period.....					0
6.4 Other.....					0
6.5 Totals (Sum of Lines 6.1 to 6.4).....	0	0	0	0	0
Annuities:					
7.1 Paid in cash or left on deposit.....					0
7.2 Applied to provide paid-up annuities.....					0
7.3 Other.....					0
7.4 Totals (Sum of Lines 7.1 to 7.3).....	0	0	0	0	0
8. Grand Totals (Lines 6.5 + 7.4).....	0	0	0	0	0
DIRECT CLAIMS AND BENEFITS PAID					
9. Death benefits.....					0
10. Matured endowments.....					0
11. Annuity benefits.....					0
12. Surrender values and withdrawals for life contracts.....					0
13. Aggregate write-ins for miscellaneous direct claims and benefits paid.....	0	0	0	0	0
14. All other benefits, except accident and health.....					0
15. Totals.....	0	0	0	0	0

NONE

DETAILS OF WRITE-INS					
1301. ....					0
1302. ....					0
1303. ....					0
1398. Summary of remaining write-ins for Line 13 from overflow page.....	0	0	0	0	0
1399. Total (Lines 1301 through 1303 plus 1398)(Line 13 above).....	0	0	0	0	0

	Ordinary		Credit Life (Group and Individual)		Group		Industrial		Total	
	1	2	3	4	5	6	7	8	9	10
	No.	Amount	No. of Ind. Pols. & Gr. Certifs.	Amount	No. of Certifs.	Amount	No.	Amount	No.	Amount
DIRECT DEATH BENEFITS AND MATURED ENDOWMENTS INCURRED										
16. Unpaid December 31, prior year.....									0	0
17. Incurred during current year.....									0	0
Settled during current year:										
18.1 By payment in full.....									0	0
18.2 By payment on compromised claims.....									0	0
18.3 Totals paid.....	0	0	0	0	0	0	0	0	0	0
18.4 Reduction by compromise.....									0	0
18.5 Amount rejected.....									0	0
18.6 Total settlements.....	0	0	0	0	0	0	0	0	0	0
19. Unpaid Dec. 31, current year (Lines 16 + 17 - 18.6).....	0	0	0	0	0	0	0	0	0	0
POLICY EXHIBIT					No. of Pol.					
20. In force December 31, prior year.....				(a).....					0	0
21. Issued during year.....									0	0
22. Other changes to in force (Net).....									0	0
23. In force December 31 of current year.....	0	0	0	(a).....0	0	0	0	0	0	0

NONE

(a) Includes Individual Credit Life Insurance, prior year \$.....0 current year \$.....0.  
Includes Group Credit Life Insurance Loans less than or equal to 60 months at issue, prior year \$.....0 current year \$.....0.  
Loans greater than 60 months at issue BUT NOT GREATER THAN 120 MONTHS, prior year \$.....0 current year \$.....0.

ACCIDENT AND HEALTH INSURANCE

	1	2	3	4	5
	Direct Premiums	Direct Premiums Earned	Dividends Paid Or Credited on Direct Business	Direct Losses Paid	Direct Losses Incurred
24. Group policies (b).....					
24.1 Federal Employee Health Benefits Plan premium (b).....					
24.2 Credit (group and individual).....					
24.3 Collectively renewable policies (b).....					
24.4 Medicare Title XVIII exempt from state taxes or fees.....					
Other Individual Policies:					
25.1 Non-cancelable (b).....					
25.2 Guaranteed renewable (b).....					
25.3 Non-renewable for stated reasons only (b).....					
25.4 Other accident only.....					
25.5 All other (b).....					
25.6 Totals (Sum of Lines 25.1 to 25.5).....	0	0	0	0	0
26. Totals (Lines 24 + 24.1 + 24.2 + 24.3 + 24.4 + 25.6).....	0	0	0	0	0

NONE

(b) For health business on indicated lines report: Number of persons insured under PPO managed products.....0 and number of persons insured under indemnity only products.....0.



DIRECT BUSINESS IN Other Alien # 76 DURING THE YEAR  
NAIC Group Code....0140 NAIC Company Code....64327

LIFE INSURANCE

	1	2	3	4	5
	Ordinary	Credit Life (Group and Individual)	Group	Industrial	Total
DIRECT PREMIUMS AND ANNUITY CONSIDERATIONS					
1. Life insurance.....					0
2. Annuity considerations.....					0
3. Deposit-type contract funds.....		XXX		XXX	0
4. Other considerations.....					0
5. Totals (Sum of Lines 1 to 4).....	0	0	0	0	0
DIRECT DIVIDENDS TO POLICYHOLDERS					
Life insurance:					
6.1 Paid in cash or left on deposit.....					0
6.2 Applied to pay renewal premiums.....					0
6.3 Applied to provide paid-up additions or shorten the endowment or premium-paying period.....					0
6.4 Other.....					0
6.5 Totals (Sum of Lines 6.1 to 6.4).....	0	0	0	0	0
Annuities:					
7.1 Paid in cash or left on deposit.....					0
7.2 Applied to provide paid-up annuities.....					0
7.3 Other.....					0
7.4 Totals (Sum of Lines 7.1 to 7.3).....	0	0	0	0	0
8. Grand Totals (Lines 6.5 + 7.4).....	0	0	0	0	0
DIRECT CLAIMS AND BENEFITS PAID					
9. Death benefits.....					0
10. Matured endowments.....					0
11. Annuity benefits.....					0
12. Surrender values and withdrawals for life contracts.....					0
13. Aggregate write-ins for miscellaneous direct claims and benefits paid.....	0	0	0	0	0
14. All other benefits, except accident and health.....					0
15. Totals.....	0	0	0	0	0

NONE

DETAILS OF WRITE-INS					
1301. ....					0
1302. ....					0
1303. ....					0
1398. Summary of remaining write-ins for Line 13 from overflow page.....	0	0	0	0	0
1399. Total (Lines 1301 through 1303 plus 1398)(Line 13 above).....	0	0	0	0	0

	Ordinary		Credit Life (Group and Individual)		Group		Industrial		Total	
	1	2	3	4	5	6	7	8	9	10
	No.	Amount	No. of Ind. Pols. & Gr. Certifs.	Amount	No. of Certifs.	Amount	No.	Amount	No.	Amount
DIRECT DEATH BENEFITS AND MATURED ENDOWMENTS INCURRED										
16. Unpaid December 31, prior year.....									0	0
17. Incurred during current year.....									0	0
Settled during current year:										
18.1 By payment in full.....									0	0
18.2 By payment on compromised claims.....									0	0
18.3 Totals paid.....	0	0	0	0	0	0	0	0	0	0
18.4 Reduction by compromise.....									0	0
18.5 Amount rejected.....									0	0
18.6 Total settlements.....	0	0	0	0	0	0	0	0	0	0
19. Unpaid Dec. 31, current year (Lines 16 + 17 - 18.6).....	0	0	0	0	0	0	0	0	0	0
POLICY EXHIBIT					No. of Pol.					
20. In force December 31, prior year.....				(a).....					0	0
21. Issued during year.....									0	0
22. Other changes to in force (Net).....									0	0
23. In force December 31 of current year.....	0	0	0	(a).....	0	0	0	0	0	0

NONE

(a) Includes Individual Credit Life Insurance, prior year \$.....0 current year \$.....0.  
Includes Group Credit Life Insurance Loans less than or equal to 60 months at issue, prior year \$.....0 current year \$.....0.  
Loans greater than 60 months at issue BUT NOT GREATER THAN 120 MONTHS, prior year \$.....0 current year \$.....0.

ACCIDENT AND HEALTH INSURANCE

	1	2	3	4	5
	Direct Premiums	Direct Premiums Earned	Dividends Paid Or Credited on Direct Business	Direct Losses Paid	Direct Losses Incurred
24. Group policies (b).....					
24.1 Federal Employee Health Benefits Plan premium (b).....					
24.2 Credit (group and individual).....					
24.3 Collectively renewable policies (b).....					
24.4 Medicare Title XVIII exempt from state taxes or fees.....					
Other Individual Policies:					
25.1 Non-cancelable (b).....					
25.2 Guaranteed renewable (b).....					
25.3 Non-renewable for stated reasons only (b).....					
25.4 Other accident only.....					
25.5 All other (b).....					
25.6 Totals (Sum of Lines 25.1 to 25.5).....	0	0	0	0	0
26. Totals (Lines 24 + 24.1 + 24.2 + 24.3 + 24.4 + 25.6).....	0	0	0	0	0

NONE

(b) For health business on indicated lines report: Number of persons insured under PPO managed products.....0 and number of persons insured under indemnity only products.....0.

HARLEYSVILLE LIFE INSURANCE COMPANY



DIRECT BUSINESS IN Other Alien # 77 DURING THE YEAR  
NAIC Group Code....0140 NAIC Company Code....64327

LIFE INSURANCE

	1	2	3	4	5
	Ordinary	Credit Life (Group and Individual)	Group	Industrial	Total
DIRECT PREMIUMS AND ANNUITY CONSIDERATIONS					
1. Life insurance.....					0
2. Annuity considerations.....					0
3. Deposit-type contract funds.....		XXX		XXX	0
4. Other considerations.....					0
5. Totals (Sum of Lines 1 to 4).....	0	0	0	0	0
DIRECT DIVIDENDS TO POLICYHOLDERS					
Life insurance:					
6.1 Paid in cash or left on deposit.....					0
6.2 Applied to pay renewal premiums.....					0
6.3 Applied to provide paid-up additions or shorten the endowment or premium-paying period.....					0
6.4 Other.....					0
6.5 Totals (Sum of Lines 6.1 to 6.4).....	0	0	0	0	0
Annuities:					
7.1 Paid in cash or left on deposit.....					0
7.2 Applied to provide paid-up annuities.....					0
7.3 Other.....					0
7.4 Totals (Sum of Lines 7.1 to 7.3).....	0	0	0	0	0
8. Grand Totals (Lines 6.5 + 7.4).....	0	0	0	0	0
DIRECT CLAIMS AND BENEFITS PAID					
9. Death benefits.....					0
10. Matured endowments.....					0
11. Annuity benefits.....					0
12. Surrender values and withdrawals for life contracts.....					0
13. Aggregate write-ins for miscellaneous direct claims and benefits paid.....	0	0	0	0	0
14. All other benefits, except accident and health.....					0
15. Totals.....	0	0	0	0	0

NONE

DETAILS OF WRITE-INS					
1301. ....					0
1302. ....					0
1303. ....					0
1398. Summary of remaining write-ins for Line 13 from overflow page.....	0	0	0	0	0
1399. Total (Lines 1301 through 1303 plus 1398)(Line 13 above).....	0	0	0	0	0

	Ordinary		Credit Life (Group and Individual)		Group		Industrial		Total	
	1	2	3	4	5	6	7	8	9	10
	No.	Amount	No. of Ind. Pols. & Gr. Certifs.	Amount	No. of Certifs.	Amount	No.	Amount	No.	Amount
DIRECT DEATH BENEFITS AND MATURED ENDOWMENTS INCURRED										
16. Unpaid December 31, prior year.....									0	0
17. Incurred during current year.....									0	0
Settled during current year:										
18.1 By payment in full.....									0	0
18.2 By payment on compromised claims.....									0	0
18.3 Totals paid.....	0	0	0	0	0	0	0	0	0	0
18.4 Reduction by compromise.....									0	0
18.5 Amount rejected.....									0	0
18.6 Total settlements.....	0	0	0	0	0	0	0	0	0	0
19. Unpaid Dec. 31, current year (Lines 16 + 17 - 18.6).....	0	0	0	0	0	0	0	0	0	0
POLICY EXHIBIT					No. of Pol.					
20. In force December 31, prior year.....				(a).....					0	0
21. Issued during year.....									0	0
22. Other changes to in force (Net).....									0	0
23. In force December 31 of current year.....	0	0	0	(a).....	0	0	0	0	0	0

NONE

(a) Includes Individual Credit Life Insurance, prior year \$.....0 current year \$.....0.  
Includes Group Credit Life Insurance Loans less than or equal to 60 months at issue, prior year \$.....0 current year \$.....0.  
Loans greater than 60 months at issue BUT NOT GREATER THAN 120 MONTHS, prior year \$.....0 current year \$.....0.

ACCIDENT AND HEALTH INSURANCE

	1	2	3	4	5
	Direct Premiums	Direct Premiums Earned	Dividends Paid Or Credited on Direct Business	Direct Losses Paid	Direct Losses Incurred
24. Group policies (b).....					
24.1 Federal Employee Health Benefits Plan premium (b).....					
24.2 Credit (group and individual).....					
24.3 Collectively renewable policies (b).....					
24.4 Medicare Title XVIII exempt from state taxes or fees.....					
Other Individual Policies:					
25.1 Non-cancelable (b).....					
25.2 Guaranteed renewable (b).....					
25.3 Non-renewable for stated reasons only (b).....					
25.4 Other accident only.....					
25.5 All other (b).....					
25.6 Totals (Sum of Lines 25.1 to 25.5).....	0	0	0	0	0
26. Totals (Lines 24 + 24.1 + 24.2 + 24.3 + 24.4 + 25.6).....	0	0	0	0	0

NONE

(b) For health business on indicated lines report: Number of persons insured under PPO managed products.....0 and number of persons insured under indemnity only products.....0.



DIRECT BUSINESS IN Other Alien # 78 DURING THE YEAR  
NAIC Group Code....0140 NAIC Company Code....64327

LIFE INSURANCE

	1	2	3	4	5
	Ordinary	Credit Life (Group and Individual)	Group	Industrial	Total
DIRECT PREMIUMS AND ANNUITY CONSIDERATIONS					
1. Life insurance.....					0
2. Annuity considerations.....					0
3. Deposit-type contract funds.....		XXX		XXX	0
4. Other considerations.....					0
5. Totals (Sum of Lines 1 to 4).....	0	0	0	0	0
DIRECT DIVIDENDS TO POLICYHOLDERS					
Life insurance:					
6.1 Paid in cash or left on deposit.....					0
6.2 Applied to pay renewal premiums.....					0
6.3 Applied to provide paid-up additions or shorten the endowment or premium-paying period.....					0
6.4 Other.....					0
6.5 Totals (Sum of Lines 6.1 to 6.4).....	0	0	0	0	0
Annuities:					
7.1 Paid in cash or left on deposit.....					0
7.2 Applied to provide paid-up annuities.....					0
7.3 Other.....					0
7.4 Totals (Sum of Lines 7.1 to 7.3).....	0	0	0	0	0
8. Grand Totals (Lines 6.5 + 7.4).....	0	0	0	0	0
DIRECT CLAIMS AND BENEFITS PAID					
9. Death benefits.....					0
10. Matured endowments.....					0
11. Annuity benefits.....					0
12. Surrender values and withdrawals for life contracts.....					0
13. Aggregate write-ins for miscellaneous direct claims and benefits paid.....	0	0	0	0	0
14. All other benefits, except accident and health.....					0
15. Totals.....	0	0	0	0	0

NONE

DETAILS OF WRITE-INS					
1301. ....					0
1302. ....					0
1303. ....					0
1398. Summary of remaining write-ins for Line 13 from overflow page.....	0	0	0	0	0
1399. Total (Lines 1301 through 1303 plus 1398)(Line 13 above).....	0	0	0	0	0

	Ordinary		Credit Life (Group and Individual)		Group		Industrial		Total	
	1	2	3	4	5	6	7	8	9	10
	No.	Amount	No. of Ind. Pols. & Gr. Certifs.	Amount	No. of Certifs.	Amount	No.	Amount	No.	Amount
DIRECT DEATH BENEFITS AND MATURED ENDOWMENTS INCURRED										
16. Unpaid December 31, prior year.....									0	0
17. Incurred during current year.....									0	0
Settled during current year:										
18.1 By payment in full.....									0	0
18.2 By payment on compromised claims.....									0	0
18.3 Totals paid.....	0	0	0	0	0	0	0	0	0	0
18.4 Reduction by compromise.....									0	0
18.5 Amount rejected.....									0	0
18.6 Total settlements.....	0	0	0	0	0	0	0	0	0	0
19. Unpaid Dec. 31, current year (Lines 16 + 17 - 18.6).....	0	0	0	0	0	0	0	0	0	0
POLICY EXHIBIT					No. of Pol.					
20. In force December 31, prior year.....				(a).....					0	0
21. Issued during year.....									0	0
22. Other changes to in force (Net).....									0	0
23. In force December 31 of current year.....	0	0	0	(a).....	0	0	0	0	0	0

NONE

(a) Includes Individual Credit Life Insurance, prior year \$.....0 current year \$.....0.  
Includes Group Credit Life Insurance Loans less than or equal to 60 months at issue, prior year \$.....0 current year \$.....0.  
Loans greater than 60 months at issue BUT NOT GREATER THAN 120 MONTHS, prior year \$.....0 current year \$.....0.

ACCIDENT AND HEALTH INSURANCE

	1	2	3	4	5
	Direct Premiums	Direct Premiums Earned	Dividends Paid Or Credited on Direct Business	Direct Losses Paid	Direct Losses Incurred
24. Group policies (b).....					
24.1 Federal Employee Health Benefits Plan premium (b).....					
24.2 Credit (group and individual).....					
24.3 Collectively renewable policies (b).....					
24.4 Medicare Title XVIII exempt from state taxes or fees.....					
Other Individual Policies:					
25.1 Non-cancelable (b).....					
25.2 Guaranteed renewable (b).....					
25.3 Non-renewable for stated reasons only (b).....					
25.4 Other accident only.....					
25.5 All other (b).....					
25.6 Totals (Sum of Lines 25.1 to 25.5).....	0	0	0	0	0
26. Totals (Lines 24 + 24.1 + 24.2 + 24.3 + 24.4 + 25.6).....	0	0	0	0	0

NONE

(b) For health business on indicated lines report: Number of persons insured under PPO managed products.....0 and number of persons insured under indemnity only products.....0.

HARLEYSVILLE LIFE INSURANCE COMPANY



DIRECT BUSINESS IN Other Alien # 79 DURING THE YEAR  
NAIC Group Code....0140 NAIC Company Code....64327

LIFE INSURANCE

	1	2	3	4	5
	Ordinary	Credit Life (Group and Individual)	Group	Industrial	Total
DIRECT PREMIUMS AND ANNUITY CONSIDERATIONS					
1. Life insurance.....					0
2. Annuity considerations.....					0
3. Deposit-type contract funds.....		XXX		XXX	0
4. Other considerations.....					0
5. Totals (Sum of Lines 1 to 4).....	0	0	0	0	0
DIRECT DIVIDENDS TO POLICYHOLDERS					
Life insurance:					
6.1 Paid in cash or left on deposit.....					0
6.2 Applied to pay renewal premiums.....					0
6.3 Applied to provide paid-up additions or shorten the endowment or premium-paying period.....					0
6.4 Other.....					0
6.5 Totals (Sum of Lines 6.1 to 6.4).....	0	0	0	0	0
Annuities:					
7.1 Paid in cash or left on deposit.....					0
7.2 Applied to provide paid-up annuities.....					0
7.3 Other.....					0
7.4 Totals (Sum of Lines 7.1 to 7.3).....	0	0	0	0	0
8. Grand Totals (Lines 6.5 + 7.4).....	0	0	0	0	0
DIRECT CLAIMS AND BENEFITS PAID					
9. Death benefits.....					0
10. Matured endowments.....					0
11. Annuity benefits.....					0
12. Surrender values and withdrawals for life contracts.....					0
13. Aggregate write-ins for miscellaneous direct claims and benefits paid.....	0	0	0	0	0
14. All other benefits, except accident and health.....					0
15. Totals.....	0	0	0	0	0

NONE

DETAILS OF WRITE-INS					
1301. ....					0
1302. ....					0
1303. ....					0
1398. Summary of remaining write-ins for Line 13 from overflow page.....	0	0	0	0	0
1399. Total (Lines 1301 through 1303 plus 1398)(Line 13 above).....	0	0	0	0	0

	Ordinary		Credit Life (Group and Individual)		Group		Industrial		Total	
	1	2	3	4	5	6	7	8	9	10
	No.	Amount	No. of Ind. Pols. & Gr. Certifs.	Amount	No. of Certifs.	Amount	No.	Amount	No.	Amount
DIRECT DEATH BENEFITS AND MATURED ENDOWMENTS INCURRED										
16. Unpaid December 31, prior year.....									0	0
17. Incurred during current year.....									0	0
Settled during current year:										
18.1 By payment in full.....									0	0
18.2 By payment on compromised claims.....									0	0
18.3 Totals paid.....	0	0	0	0	0	0	0	0	0	0
18.4 Reduction by compromise.....									0	0
18.5 Amount rejected.....									0	0
18.6 Total settlements.....	0	0	0	0	0	0	0	0	0	0
19. Unpaid Dec. 31, current year (Lines 16 + 17 - 18.6).....	0	0	0	0	0	0	0	0	0	0
POLICY EXHIBIT					No. of Pol.					
20. In force December 31, prior year.....				(a).....					0	0
21. Issued during year.....									0	0
22. Other changes to in force (Net).....									0	0
23. In force December 31 of current year.....	0	0	0	(a).....	0	0	0	0	0	0

NONE

(a) Includes Individual Credit Life Insurance, prior year \$.....0 current year \$.....0.  
Includes Group Credit Life Insurance Loans less than or equal to 60 months at issue, prior year \$.....0 current year \$.....0.  
Loans greater than 60 months at issue BUT NOT GREATER THAN 120 MONTHS, prior year \$.....0 current year \$.....0.

ACCIDENT AND HEALTH INSURANCE

	1	2	3	4	5
	Direct Premiums	Direct Premiums Earned	Dividends Paid Or Credited on Direct Business	Direct Losses Paid	Direct Losses Incurred
24. Group policies (b).....					
24.1 Federal Employee Health Benefits Plan premium (b).....					
24.2 Credit (group and individual).....					
24.3 Collectively renewable policies (b).....					
24.4 Medicare Title XVIII exempt from state taxes or fees.....					
Other Individual Policies:					
25.1 Non-cancelable (b).....					
25.2 Guaranteed renewable (b).....					
25.3 Non-renewable for stated reasons only (b).....					
25.4 Other accident only.....					
25.5 All other (b).....					
25.6 Totals (Sum of Lines 25.1 to 25.5).....	0	0	0	0	0
26. Totals (Lines 24 + 24.1 + 24.2 + 24.3 + 24.4 + 25.6).....	0	0	0	0	0

NONE

(b) For health business on indicated lines report: Number of persons insured under PPO managed products.....0 and number of persons insured under indemnity only products.....0.



HARLEYSVILLE LIFE INSURANCE COMPANY



DIRECT BUSINESS IN Other Alien # 80 DURING THE YEAR  
NAIC Group Code.....0140 NAIC Company Code.....64327

LIFE INSURANCE

	1	2	3	4	5
	Ordinary	Credit Life (Group and Individual)	Group	Industrial	Total
DIRECT PREMIUMS AND ANNUITY CONSIDERATIONS					
1. Life insurance.....					0
2. Annuity considerations.....					0
3. Deposit-type contract funds.....		XXX		XXX	0
4. Other considerations.....					0
5. Totals (Sum of Lines 1 to 4).....	0	0	0	0	0
DIRECT DIVIDENDS TO POLICYHOLDERS					
Life insurance:					
6.1 Paid in cash or left on deposit.....					0
6.2 Applied to pay renewal premiums.....					0
6.3 Applied to provide paid-up additions or shorten the endowment or premium-paying period.....					0
6.4 Other.....					0
6.5 Totals (Sum of Lines 6.1 to 6.4).....	0	0	0	0	0
Annuities:					
7.1 Paid in cash or left on deposit.....					0
7.2 Applied to provide paid-up annuities.....					0
7.3 Other.....					0
7.4 Totals (Sum of Lines 7.1 to 7.3).....	0	0	0	0	0
8. Grand Totals (Lines 6.5 + 7.4).....	0	0	0	0	0
DIRECT CLAIMS AND BENEFITS PAID					
9. Death benefits.....					0
10. Matured endowments.....					0
11. Annuity benefits.....					0
12. Surrender values and withdrawals for life contracts.....					0
13. Aggregate write-ins for miscellaneous direct claims and benefits paid.....	0	0	0	0	0
14. All other benefits, except accident and health.....					0
15. Totals.....	0	0	0	0	0

NONE

DETAILS OF WRITE-INS					
1301. ....					0
1302. ....					0
1303. ....					0
1398. Summary of remaining write-ins for Line 13 from overflow page.....	0	0	0	0	0
1399. Total (Lines 1301 through 1303 plus 1398)(Line 13 above).....	0	0	0	0	0

	Ordinary		Credit Life (Group and Individual)		Group		Industrial		Total	
	1	2	3	4	5	6	7	8	9	10
	No.	Amount	No. of Ind. Pols. & Gr. Certifs.	Amount	No. of Certifs.	Amount	No.	Amount	No.	Amount
DIRECT DEATH BENEFITS AND MATURED ENDOWMENTS INCURRED										
16. Unpaid December 31, prior year.....									0	0
17. Incurred during current year.....									0	0
Settled during current year:										
18.1 By payment in full.....									0	0
18.2 By payment on compromised claims.....									0	0
18.3 Totals paid.....	0	0	0	0	0	0	0	0	0	0
18.4 Reduction by compromise.....									0	0
18.5 Amount rejected.....									0	0
18.6 Total settlements.....	0	0	0	0	0	0	0	0	0	0
19. Unpaid Dec. 31, current year (Lines 16 + 17 - 18.6).....	0	0	0	0	0	0	0	0	0	0
POLICY EXHIBIT					No. of Pol.					
20. In force December 31, prior year.....				(a).....					0	0
21. Issued during year.....									0	0
22. Other changes to in force (Net).....									0	0
23. In force December 31 of current year.....	0	0	0	(a).....	0	0	0	0	0	0

NONE

(a) Includes Individual Credit Life Insurance, prior year \$.....0 current year \$.....0.  
Includes Group Credit Life Insurance Loans less than or equal to 60 months at issue, prior year \$.....0 current year \$.....0.  
Loans greater than 60 months at issue BUT NOT GREATER THAN 120 MONTHS, prior year \$.....0 current year \$.....0.

ACCIDENT AND HEALTH INSURANCE

	1	2	3	4	5
	Direct Premiums	Direct Premiums Earned	Dividends Paid Or Credited on Direct Business	Direct Losses Paid	Direct Losses Incurred
24. Group policies (b).....					
24.1 Federal Employee Health Benefits Plan premium (b).....					
24.2 Credit (group and individual).....					
24.3 Collectively renewable policies (b).....					
24.4 Medicare Title XVIII exempt from state taxes or fees.....					
Other Individual Policies:					
25.1 Non-cancelable (b).....					
25.2 Guaranteed renewable (b).....					
25.3 Non-renewable for stated reasons only (b).....					
25.4 Other accident only.....					
25.5 All other (b).....					
25.6 Totals (Sum of Lines 25.1 to 25.5).....	0	0	0	0	0
26. Totals (Lines 24 + 24.1 + 24.2 + 24.3 + 24.4 + 25.6).....	0	0	0	0	0

NONE

(b) For health business on indicated lines report: Number of persons insured under PPO managed products.....0 and number of persons insured under indemnity only products.....0.

HARLEYSVILLE LIFE INSURANCE COMPANY



DIRECT BUSINESS IN Other Alien # 81 DURING THE YEAR  
NAIC Group Code.....0140 NAIC Company Code.....64327

LIFE INSURANCE

	1	2	3	4	5
	Ordinary	Credit Life (Group and Individual)	Group	Industrial	Total
DIRECT PREMIUMS AND ANNUITY CONSIDERATIONS					
1. Life insurance.....					0
2. Annuity considerations.....					0
3. Deposit-type contract funds.....		XXX		XXX	0
4. Other considerations.....					0
5. Totals (Sum of Lines 1 to 4).....	0	0	0	0	0
DIRECT DIVIDENDS TO POLICYHOLDERS					
Life insurance:					
6.1 Paid in cash or left on deposit.....					0
6.2 Applied to pay renewal premiums.....					0
6.3 Applied to provide paid-up additions or shorten the endowment or premium-paying period.....					0
6.4 Other.....					0
6.5 Totals (Sum of Lines 6.1 to 6.4).....	0	0	0	0	0
Annuities:					
7.1 Paid in cash or left on deposit.....					0
7.2 Applied to provide paid-up annuities.....					0
7.3 Other.....					0
7.4 Totals (Sum of Lines 7.1 to 7.3).....	0	0	0	0	0
8. Grand Totals (Lines 6.5 + 7.4).....	0	0	0	0	0
DIRECT CLAIMS AND BENEFITS PAID					
9. Death benefits.....					0
10. Matured endowments.....					0
11. Annuity benefits.....					0
12. Surrender values and withdrawals for life contracts.....					0
13. Aggregate write-ins for miscellaneous direct claims and benefits paid.....	0	0	0	0	0
14. All other benefits, except accident and health.....					0
15. Totals.....	0	0	0	0	0

NONE

DETAILS OF WRITE-INS					
1301. ....					0
1302. ....					0
1303. ....					0
1398. Summary of remaining write-ins for Line 13 from overflow page.....	0	0	0	0	0
1399. Total (Lines 1301 through 1303 plus 1398)(Line 13 above).....	0	0	0	0	0

	Ordinary		Credit Life (Group and Individual)		Group		Industrial		Total	
	1	2	3	4	5	6	7	8	9	10
	No.	Amount	No. of Ind. Pols. & Gr. Certifs.	Amount	No. of Certifs.	Amount	No.	Amount	No.	Amount
DIRECT DEATH BENEFITS AND MATURED ENDOWMENTS INCURRED										
16. Unpaid December 31, prior year.....									0	0
17. Incurred during current year.....									0	0
Settled during current year:										
18.1 By payment in full.....									0	0
18.2 By payment on compromised claims.....									0	0
18.3 Totals paid.....	0	0	0	0	0	0	0	0	0	0
18.4 Reduction by compromise.....									0	0
18.5 Amount rejected.....									0	0
18.6 Total settlements.....	0	0	0	0	0	0	0	0	0	0
19. Unpaid Dec. 31, current year (Lines 16 + 17 - 18.6).....	0	0	0	0	0	0	0	0	0	0
POLICY EXHIBIT					No. of Pol.					
20. In force December 31, prior year.....				(a).....					0	0
21. Issued during year.....									0	0
22. Other changes to in force (Net).....									0	0
23. In force December 31 of current year.....	0	0	0	(a).....	0	0	0	0	0	0

NONE

(a) Includes Individual Credit Life Insurance, prior year \$.....0 current year \$.....0.  
Includes Group Credit Life Insurance Loans less than or equal to 60 months at issue, prior year \$.....0 current year \$.....0.  
Loans greater than 60 months at issue BUT NOT GREATER THAN 120 MONTHS, prior year \$.....0 current year \$.....0.

ACCIDENT AND HEALTH INSURANCE

	1	2	3	4	5
	Direct Premiums	Direct Premiums Earned	Dividends Paid Or Credited on Direct Business	Direct Losses Paid	Direct Losses Incurred
24. Group policies (b).....					
24.1 Federal Employee Health Benefits Plan premium (b).....					
24.2 Credit (group and individual).....					
24.3 Collectively renewable policies (b).....					
24.4 Medicare Title XVIII exempt from state taxes or fees.....					
Other Individual Policies:					
25.1 Non-cancelable (b).....					
25.2 Guaranteed renewable (b).....					
25.3 Non-renewable for stated reasons only (b).....					
25.4 Other accident only.....					
25.5 All other (b).....					
25.6 Totals (Sum of Lines 25.1 to 25.5).....	0	0	0	0	0
26. Totals (Lines 24 + 24.1 + 24.2 + 24.3 + 24.4 + 25.6).....	0	0	0	0	0

NONE

(b) For health business on indicated lines report: Number of persons insured under PPO managed products.....0 and number of persons insured under indemnity only products.....0.



DIRECT BUSINESS IN Other Alien # 82 DURING THE YEAR  
NAIC Group Code.....0140 NAIC Company Code.....64327

LIFE INSURANCE

	1	2	3	4	5
	Ordinary	Credit Life (Group and Individual)	Group	Industrial	Total
DIRECT PREMIUMS AND ANNUITY CONSIDERATIONS					
1. Life insurance.....					0
2. Annuity considerations.....					0
3. Deposit-type contract funds.....		XXX		XXX	0
4. Other considerations.....					0
5. Totals (Sum of Lines 1 to 4).....	0	0	0	0	0
DIRECT DIVIDENDS TO POLICYHOLDERS					
Life insurance:					
6.1 Paid in cash or left on deposit.....					0
6.2 Applied to pay renewal premiums.....					0
6.3 Applied to provide paid-up additions or shorten the endowment or premium-paying period.....					0
6.4 Other.....					0
6.5 Totals (Sum of Lines 6.1 to 6.4).....	0	0	0	0	0
Annuities:					
7.1 Paid in cash or left on deposit.....					0
7.2 Applied to provide paid-up annuities.....					0
7.3 Other.....					0
7.4 Totals (Sum of Lines 7.1 to 7.3).....	0	0	0	0	0
8. Grand Totals (Lines 6.5 + 7.4).....	0	0	0	0	0
DIRECT CLAIMS AND BENEFITS PAID					
9. Death benefits.....					0
10. Matured endowments.....					0
11. Annuity benefits.....					0
12. Surrender values and withdrawals for life contracts.....					0
13. Aggregate write-ins for miscellaneous direct claims and benefits paid.....	0	0	0	0	0
14. All other benefits, except accident and health.....					0
15. Totals.....	0	0	0	0	0

NONE

DETAILS OF WRITE-INS					
1301. ....					0
1302. ....					0
1303. ....					0
1398. Summary of remaining write-ins for Line 13 from overflow page.....	0	0	0	0	0
1399. Total (Lines 1301 through 1303 plus 1398)(Line 13 above).....	0	0	0	0	0

	Ordinary		Credit Life (Group and Individual)		Group		Industrial		Total	
	1	2	3	4	5	6	7	8	9	10
	No.	Amount	No. of Ind. Pols. & Gr. Certifs.	Amount	No. of Certifs.	Amount	No.	Amount	No.	Amount
DIRECT DEATH BENEFITS AND MATURED ENDOWMENTS INCURRED										
16. Unpaid December 31, prior year.....									0	0
17. Incurred during current year.....									0	0
Settled during current year:										
18.1 By payment in full.....									0	0
18.2 By payment on compromised claims.....									0	0
18.3 Totals paid.....	0	0	0	0	0	0	0	0	0	0
18.4 Reduction by compromise.....									0	0
18.5 Amount rejected.....									0	0
18.6 Total settlements.....	0	0	0	0	0	0	0	0	0	0
19. Unpaid Dec. 31, current year (Lines 16 + 17 - 18.6).....	0	0	0	0	0	0	0	0	0	0
POLICY EXHIBIT					No. of Pol.					
20. In force December 31, prior year.....				(a).....					0	0
21. Issued during year.....									0	0
22. Other changes to in force (Net).....									0	0
23. In force December 31 of current year.....	0	0	0	(a).....0	0	0	0	0	0	0

NONE

(a) Includes Individual Credit Life Insurance, prior year \$.....0 current year \$.....0.  
Includes Group Credit Life Insurance Loans less than or equal to 60 months at issue, prior year \$.....0 current year \$.....0.  
Loans greater than 60 months at issue BUT NOT GREATER THAN 120 MONTHS, prior year \$.....0 current year \$.....0.

ACCIDENT AND HEALTH INSURANCE

	1	2	3	4	5
	Direct Premiums	Direct Premiums Earned	Dividends Paid Or Credited on Direct Business	Direct Losses Paid	Direct Losses Incurred
24. Group policies (b).....					
24.1 Federal Employee Health Benefits Plan premium (b).....					
24.2 Credit (group and individual).....					
24.3 Collectively renewable policies (b).....					
24.4 Medicare Title XVIII exempt from state taxes or fees.....					
Other Individual Policies:					
25.1 Non-cancelable (b).....					
25.2 Guaranteed renewable (b).....					
25.3 Non-renewable for stated reasons only (b).....					
25.4 Other accident only.....					
25.5 All other (b).....					
25.6 Totals (Sum of Lines 25.1 to 25.5).....	0	0	0	0	0
26. Totals (Lines 24 + 24.1 + 24.2 + 24.3 + 24.4 + 25.6).....	0	0	0	0	0

NONE

(b) For health business on indicated lines report: Number of persons insured under PPO managed products.....0 and number of persons insured under indemnity only products.....0.



DIRECT BUSINESS IN Other Alien # 83 DURING THE YEAR  
NAIC Group Code.....0140 NAIC Company Code.....64327

LIFE INSURANCE

	1	2	3	4	5
	Ordinary	Credit Life (Group and Individual)	Group	Industrial	Total
DIRECT PREMIUMS AND ANNUITY CONSIDERATIONS					
1. Life insurance.....					0
2. Annuity considerations.....					0
3. Deposit-type contract funds.....		XXX		XXX	0
4. Other considerations.....					0
5. Totals (Sum of Lines 1 to 4).....	0	0	0	0	0
DIRECT DIVIDENDS TO POLICYHOLDERS					
Life insurance:					
6.1 Paid in cash or left on deposit.....					0
6.2 Applied to pay renewal premiums.....					0
6.3 Applied to provide paid-up additions or shorten the endowment or premium-paying period.....					0
6.4 Other.....					0
6.5 Totals (Sum of Lines 6.1 to 6.4).....	0	0	0	0	0
Annuities:					
7.1 Paid in cash or left on deposit.....					0
7.2 Applied to provide paid-up annuities.....					0
7.3 Other.....					0
7.4 Totals (Sum of Lines 7.1 to 7.3).....	0	0	0	0	0
8. Grand Totals (Lines 6.5 + 7.4).....	0	0	0	0	0
DIRECT CLAIMS AND BENEFITS PAID					
9. Death benefits.....					0
10. Matured endowments.....					0
11. Annuity benefits.....					0
12. Surrender values and withdrawals for life contracts.....					0
13. Aggregate write-ins for miscellaneous direct claims and benefits paid.....	0	0	0	0	0
14. All other benefits, except accident and health.....					0
15. Totals.....	0	0	0	0	0

NONE

DETAILS OF WRITE-INS					
1301. ....					0
1302. ....					0
1303. ....					0
1398. Summary of remaining write-ins for Line 13 from overflow page.....	0	0	0	0	0
1399. Total (Lines 1301 through 1303 plus 1398)(Line 13 above).....	0	0	0	0	0

	Ordinary		Credit Life (Group and Individual)		Group		Industrial		Total	
	1	2	3	4	5	6	7	8	9	10
	No.	Amount	No. of Ind. Pols. & Gr. Certifs.	Amount	No. of Certifs.	Amount	No.	Amount	No.	Amount
DIRECT DEATH BENEFITS AND MATURED ENDOWMENTS INCURRED										
16. Unpaid December 31, prior year.....									0	0
17. Incurred during current year.....									0	0
Settled during current year:										
18.1 By payment in full.....									0	0
18.2 By payment on compromised claims.....									0	0
18.3 Totals paid.....	0	0		0	0	0	0	0	0	0
18.4 Reduction by compromise.....									0	0
18.5 Amount rejected.....									0	0
18.6 Total settlements.....	0	0	0	0	0	0	0	0	0	0
19. Unpaid Dec. 31, current year (Lines 16 + 17 - 18.6).....	0	0	0	0	0	0	0	0	0	0
POLICY EXHIBIT					No. of Pol.					
20. In force December 31, prior year.....				(a).....					0	0
21. Issued during year.....									0	0
22. Other changes to in force (Net).....									0	0
23. In force December 31 of current year.....	0	0	0	(a).....0	0	0	0	0	0	0

NONE

(a) Includes Individual Credit Life Insurance, prior year \$.....0 current year \$.....0.  
Includes Group Credit Life Insurance Loans less than or equal to 60 months at issue, prior year \$.....0 current year \$.....0.  
Loans greater than 60 months at issue BUT NOT GREATER THAN 120 MONTHS, prior year \$.....0 current year \$.....0.

ACCIDENT AND HEALTH INSURANCE

	1	2	3	4	5
	Direct Premiums	Direct Premiums Earned	Dividends Paid Or Credited on Direct Business	Direct Losses Paid	Direct Losses Incurred
24. Group policies (b).....					
24.1 Federal Employee Health Benefits Plan premium (b).....					
24.2 Credit (group and individual).....					
24.3 Collectively renewable policies (b).....					
24.4 Medicare Title XVIII exempt from state taxes or fees.....					
Other Individual Policies:					
25.1 Non-cancelable (b).....					
25.2 Guaranteed renewable (b).....					
25.3 Non-renewable for stated reasons only (b).....					
25.4 Other accident only.....					
25.5 All other (b).....					
25.6 Totals (Sum of Lines 25.1 to 25.5).....	0	0	0	0	0
26. Totals (Lines 24 + 24.1 + 24.2 + 24.3 + 24.4 + 25.6).....	0	0	0	0	0

NONE

(b) For health business on indicated lines report: Number of persons insured under PPO managed products.....0 and number of persons insured under indemnity only products.....0.

HARLEYSVILLE LIFE INSURANCE COMPANY



DIRECT BUSINESS IN Other Alien # 84 DURING THE YEAR  
NAIC Group Code.....0140 NAIC Company Code.....64327

LIFE INSURANCE

	1	2	3	4	5
	Ordinary	Credit Life (Group and Individual)	Group	Industrial	Total
DIRECT PREMIUMS AND ANNUITY CONSIDERATIONS					
1. Life insurance.....					0
2. Annuity considerations.....					0
3. Deposit-type contract funds.....		XXX		XXX	0
4. Other considerations.....					0
5. Totals (Sum of Lines 1 to 4).....	0	0	0	0	0
DIRECT DIVIDENDS TO POLICYHOLDERS					
Life insurance:					
6.1 Paid in cash or left on deposit.....					0
6.2 Applied to pay renewal premiums.....					0
6.3 Applied to provide paid-up additions or shorten the endowment or premium-paying period.....					0
6.4 Other.....					0
6.5 Totals (Sum of Lines 6.1 to 6.4).....	0	0	0	0	0
Annuities:					
7.1 Paid in cash or left on deposit.....					0
7.2 Applied to provide paid-up annuities.....					0
7.3 Other.....					0
7.4 Totals (Sum of Lines 7.1 to 7.3).....	0	0	0	0	0
8. Grand Totals (Lines 6.5 + 7.4).....	0	0	0	0	0
DIRECT CLAIMS AND BENEFITS PAID					
9. Death benefits.....					0
10. Matured endowments.....					0
11. Annuity benefits.....					0
12. Surrender values and withdrawals for life contracts.....					0
13. Aggregate write-ins for miscellaneous direct claims and benefits paid.....	0	0	0	0	0
14. All other benefits, except accident and health.....					0
15. Totals.....	0	0	0	0	0

NONE

DETAILS OF WRITE-INS					
1301. ....					0
1302. ....					0
1303. ....					0
1398. Summary of remaining write-ins for Line 13 from overflow page.....	0	0	0	0	0
1399. Total (Lines 1301 through 1303 plus 1398)(Line 13 above).....	0	0	0	0	0

	Ordinary		Credit Life (Group and Individual)		Group		Industrial		Total	
	1	2	3	4	5	6	7	8	9	10
	No.	Amount	No. of Ind. Pols. & Gr. Certifs.	Amount	No. of Certifs.	Amount	No.	Amount	No.	Amount
DIRECT DEATH BENEFITS AND MATURED ENDOWMENTS INCURRED										
16. Unpaid December 31, prior year.....									0	0
17. Incurred during current year.....									0	0
Settled during current year:										
18.1 By payment in full.....									0	0
18.2 By payment on compromised claims.....									0	0
18.3 Totals paid.....	0	0		0	0	0	0	0	0	0
18.4 Reduction by compromise.....									0	0
18.5 Amount rejected.....									0	0
18.6 Total settlements.....	0	0	0	0	0	0	0	0	0	0
19. Unpaid Dec. 31, current year (Lines 16 + 17 - 18.6).....	0	0	0	0	0	0	0	0	0	0
POLICY EXHIBIT					No. of Pol.					
20. In force December 31, prior year.....				(a).....					0	0
21. Issued during year.....									0	0
22. Other changes to in force (Net).....									0	0
23. In force December 31 of current year.....	0	0	0	(a).....0	0	0	0	0	0	0

NONE

(a) Includes Individual Credit Life Insurance, prior year \$.....0 current year \$.....0.  
Includes Group Credit Life Insurance Loans less than or equal to 60 months at issue, prior year \$.....0 current year \$.....0.  
Loans greater than 60 months at issue BUT NOT GREATER THAN 120 MONTHS, prior year \$.....0 current year \$.....0.

ACCIDENT AND HEALTH INSURANCE

	1	2	3	4	5
	Direct Premiums	Direct Premiums Earned	Dividends Paid Or Credited on Direct Business	Direct Losses Paid	Direct Losses Incurred
24. Group policies (b).....					
24.1 Federal Employee Health Benefits Plan premium (b).....					
24.2 Credit (group and individual).....					
24.3 Collectively renewable policies (b).....					
24.4 Medicare Title XVIII exempt from state taxes or fees.....					
Other Individual Policies:					
25.1 Non-cancelable (b).....					
25.2 Guaranteed renewable (b).....					
25.3 Non-renewable for stated reasons only (b).....					
25.4 Other accident only.....					
25.5 All other (b).....					
25.6 Totals (Sum of Lines 25.1 to 25.5).....	0	0	0	0	0
26. Totals (Lines 24 + 24.1 + 24.2 + 24.3 + 24.4 + 25.6).....	0	0	0	0	0

NONE

(b) For health business on indicated lines report: Number of persons insured under PPO managed products.....0 and number of persons insured under indemnity only products.....0.

HARLEYSVILLE LIFE INSURANCE COMPANY



DIRECT BUSINESS IN Other Alien # 85 DURING THE YEAR  
NAIC Group Code....0140 NAIC Company Code....64327

LIFE INSURANCE

	1	2	3	4	5
	Ordinary	Credit Life (Group and Individual)	Group	Industrial	Total
DIRECT PREMIUMS AND ANNUITY CONSIDERATIONS					
1. Life insurance.....					0
2. Annuity considerations.....					0
3. Deposit-type contract funds.....		XXX		XXX	0
4. Other considerations.....					0
5. Totals (Sum of Lines 1 to 4).....	0	0	0	0	0
DIRECT DIVIDENDS TO POLICYHOLDERS					
Life insurance:					
6.1 Paid in cash or left on deposit.....					0
6.2 Applied to pay renewal premiums.....					0
6.3 Applied to provide paid-up additions or shorten the endowment or premium-paying period.....					0
6.4 Other.....					0
6.5 Totals (Sum of Lines 6.1 to 6.4).....	0	0	0	0	0
Annuities:					
7.1 Paid in cash or left on deposit.....					0
7.2 Applied to provide paid-up annuities.....					0
7.3 Other.....					0
7.4 Totals (Sum of Lines 7.1 to 7.3).....	0	0	0	0	0
8. Grand Totals (Lines 6.5 + 7.4).....	0	0	0	0	0
DIRECT CLAIMS AND BENEFITS PAID					
9. Death benefits.....					0
10. Matured endowments.....					0
11. Annuity benefits.....					0
12. Surrender values and withdrawals for life contracts.....					0
13. Aggregate write-ins for miscellaneous direct claims and benefits paid.....	0	0	0	0	0
14. All other benefits, except accident and health.....					0
15. Totals.....	0	0	0	0	0

NONE

DETAILS OF WRITE-INS					
1301. ....					0
1302. ....					0
1303. ....					0
1398. Summary of remaining write-ins for Line 13 from overflow page.....	0	0	0	0	0
1399. Total (Lines 1301 through 1303 plus 1398)(Line 13 above).....	0	0	0	0	0

	Ordinary		Credit Life (Group and Individual)		Group		Industrial		Total	
	1	2	3	4	5	6	7	8	9	10
	No.	Amount	No. of Ind. Pols. & Gr. Certifs.	Amount	No. of Certifs.	Amount	No.	Amount	No.	Amount
DIRECT DEATH BENEFITS AND MATURED ENDOWMENTS INCURRED										
16. Unpaid December 31, prior year.....									0	0
17. Incurred during current year.....									0	0
Settled during current year:										
18.1 By payment in full.....									0	0
18.2 By payment on compromised claims.....									0	0
18.3 Totals paid.....	0	0	0	0	0	0	0	0	0	0
18.4 Reduction by compromise.....									0	0
18.5 Amount rejected.....									0	0
18.6 Total settlements.....	0	0	0	0	0	0	0	0	0	0
19. Unpaid Dec. 31, current year (Lines 16 + 17 - 18.6).....	0	0	0	0	0	0	0	0	0	0
POLICY EXHIBIT					No. of Pol.					
20. In force December 31, prior year.....				(a).....					0	0
21. Issued during year.....									0	0
22. Other changes to in force (Net).....									0	0
23. In force December 31 of current year.....	0	0	0	(a).....	0	0	0	0	0	0

NONE

(a) Includes Individual Credit Life Insurance, prior year \$.....0 current year \$.....0.  
Includes Group Credit Life Insurance Loans less than or equal to 60 months at issue, prior year \$.....0 current year \$.....0.  
Loans greater than 60 months at issue BUT NOT GREATER THAN 120 MONTHS, prior year \$.....0 current year \$.....0.

ACCIDENT AND HEALTH INSURANCE

	1	2	3	4	5
	Direct Premiums	Direct Premiums Earned	Dividends Paid Or Credited on Direct Business	Direct Losses Paid	Direct Losses Incurred
24. Group policies (b).....					
24.1 Federal Employee Health Benefits Plan premium (b).....					
24.2 Credit (group and individual).....					
24.3 Collectively renewable policies (b).....					
24.4 Medicare Title XVIII exempt from state taxes or fees.....					
Other Individual Policies:					
25.1 Non-cancelable (b).....					
25.2 Guaranteed renewable (b).....					
25.3 Non-renewable for stated reasons only (b).....					
25.4 Other accident only.....					
25.5 All other (b).....					
25.6 Totals (Sum of Lines 25.1 to 25.5).....	0	0	0	0	0
26. Totals (Lines 24 + 24.1 + 24.2 + 24.3 + 24.4 + 25.6).....	0	0	0	0	0

NONE

(b) For health business on indicated lines report: Number of persons insured under PPO managed products.....0 and number of persons insured under indemnity only products.....0.

HARLEYSVILLE LIFE INSURANCE COMPANY



DIRECT BUSINESS IN Other Alien # 86 DURING THE YEAR  
NAIC Group Code....0140 NAIC Company Code....64327

LIFE INSURANCE

	1	2	3	4	5
	Ordinary	Credit Life (Group and Individual)	Group	Industrial	Total
DIRECT PREMIUMS AND ANNUITY CONSIDERATIONS					
1. Life insurance.....					0
2. Annuity considerations.....					0
3. Deposit-type contract funds.....		XXX		XXX	0
4. Other considerations.....					0
5. Totals (Sum of Lines 1 to 4).....	0	0	0	0	0
DIRECT DIVIDENDS TO POLICYHOLDERS					
Life insurance:					
6.1 Paid in cash or left on deposit.....					0
6.2 Applied to pay renewal premiums.....					0
6.3 Applied to provide paid-up additions or shorten the endowment or premium-paying period.....					0
6.4 Other.....					0
6.5 Totals (Sum of Lines 6.1 to 6.4).....	0	0	0	0	0
Annuities:					
7.1 Paid in cash or left on deposit.....					0
7.2 Applied to provide paid-up annuities.....					0
7.3 Other.....					0
7.4 Totals (Sum of Lines 7.1 to 7.3).....	0	0	0	0	0
8. Grand Totals (Lines 6.5 + 7.4).....	0	0	0	0	0
DIRECT CLAIMS AND BENEFITS PAID					
9. Death benefits.....					0
10. Matured endowments.....					0
11. Annuity benefits.....					0
12. Surrender values and withdrawals for life contracts.....					0
13. Aggregate write-ins for miscellaneous direct claims and benefits paid.....	0	0	0	0	0
14. All other benefits, except accident and health.....					0
15. Totals.....	0	0	0	0	0

NONE

DETAILS OF WRITE-INS					
1301. ....					0
1302. ....					0
1303. ....					0
1398. Summary of remaining write-ins for Line 13 from overflow page.....	0	0	0	0	0
1399. Total (Lines 1301 through 1303 plus 1398)(Line 13 above).....	0	0	0	0	0

	Ordinary		Credit Life (Group and Individual)		Group		Industrial		Total	
	1	2	3	4	5	6	7	8	9	10
	No.	Amount	No. of Ind. Pols. & Gr. Certifs.	Amount	No. of Certifs.	Amount	No.	Amount	No.	Amount
DIRECT DEATH BENEFITS AND MATURED ENDOWMENTS INCURRED										
16. Unpaid December 31, prior year.....									0	0
17. Incurred during current year.....									0	0
Settled during current year:										
18.1 By payment in full.....									0	0
18.2 By payment on compromised claims.....									0	0
18.3 Totals paid.....	0	0	0	0	0	0	0	0	0	0
18.4 Reduction by compromise.....									0	0
18.5 Amount rejected.....									0	0
18.6 Total settlements.....	0	0	0	0	0	0	0	0	0	0
19. Unpaid Dec. 31, current year (Lines 16 + 17 - 18.6).....	0	0	0	0	0	0	0	0	0	0
POLICY EXHIBIT					No. of Pol.					
20. In force December 31, prior year.....				(a).....					0	0
21. Issued during year.....									0	0
22. Other changes to in force (Net).....									0	0
23. In force December 31 of current year.....	0	0	0	(a).....	0	0	0	0	0	0

NONE

(a) Includes Individual Credit Life Insurance, prior year \$.....0 current year \$.....0.  
Includes Group Credit Life Insurance Loans less than or equal to 60 months at issue, prior year \$.....0 current year \$.....0.  
Loans greater than 60 months at issue BUT NOT GREATER THAN 120 MONTHS, prior year \$.....0 current year \$.....0.

ACCIDENT AND HEALTH INSURANCE

	1	2	3	4	5
	Direct Premiums	Direct Premiums Earned	Dividends Paid Or Credited on Direct Business	Direct Losses Paid	Direct Losses Incurred
24. Group policies (b).....					
24.1 Federal Employee Health Benefits Plan premium (b).....					
24.2 Credit (group and individual).....					
24.3 Collectively renewable policies (b).....					
24.4 Medicare Title XVIII exempt from state taxes or fees.....					
Other Individual Policies:					
25.1 Non-cancelable (b).....					
25.2 Guaranteed renewable (b).....					
25.3 Non-renewable for stated reasons only (b).....					
25.4 Other accident only.....					
25.5 All other (b).....					
25.6 Totals (Sum of Lines 25.1 to 25.5).....	0	0	0	0	0
26. Totals (Lines 24 + 24.1 + 24.2 + 24.3 + 24.4 + 25.6).....	0	0	0	0	0

NONE

(b) For health business on indicated lines report: Number of persons insured under PPO managed products.....0 and number of persons insured under indemnity only products.....0.



DIRECT BUSINESS IN Other Alien # 87 DURING THE YEAR  
NAIC Group Code....0140 NAIC Company Code....64327

LIFE INSURANCE

	1	2	3	4	5
	Ordinary	Credit Life (Group and Individual)	Group	Industrial	Total
DIRECT PREMIUMS AND ANNUITY CONSIDERATIONS					
1. Life insurance.....					0
2. Annuity considerations.....					0
3. Deposit-type contract funds.....		XXX		XXX	0
4. Other considerations.....					0
5. Totals (Sum of Lines 1 to 4).....	0	0	0	0	0
DIRECT DIVIDENDS TO POLICYHOLDERS					
Life insurance:					
6.1 Paid in cash or left on deposit.....					0
6.2 Applied to pay renewal premiums.....					0
6.3 Applied to provide paid-up additions or shorten the endowment or premium-paying period.....					0
6.4 Other.....					0
6.5 Totals (Sum of Lines 6.1 to 6.4).....	0	0	0	0	0
Annuities:					
7.1 Paid in cash or left on deposit.....					0
7.2 Applied to provide paid-up annuities.....					0
7.3 Other.....					0
7.4 Totals (Sum of Lines 7.1 to 7.3).....	0	0	0	0	0
8. Grand Totals (Lines 6.5 + 7.4).....	0	0	0	0	0
DIRECT CLAIMS AND BENEFITS PAID					
9. Death benefits.....					0
10. Matured endowments.....					0
11. Annuity benefits.....					0
12. Surrender values and withdrawals for life contracts.....					0
13. Aggregate write-ins for miscellaneous direct claims and benefits paid.....	0	0	0	0	0
14. All other benefits, except accident and health.....					0
15. Totals.....	0	0	0	0	0

NONE

DETAILS OF WRITE-INS					
1301. ....					0
1302. ....					0
1303. ....					0
1398. Summary of remaining write-ins for Line 13 from overflow page.....	0	0	0	0	0
1399. Total (Lines 1301 through 1303 plus 1398)(Line 13 above).....	0	0	0	0	0

	Ordinary		Credit Life (Group and Individual)		Group		Industrial		Total	
	1	2	3	4	5	6	7	8	9	10
	No.	Amount	No. of Ind. Pols. & Gr. Certifs.	Amount	No. of Certifs.	Amount	No.	Amount	No.	Amount
DIRECT DEATH BENEFITS AND MATURED ENDOWMENTS INCURRED										
16. Unpaid December 31, prior year.....									0	0
17. Incurred during current year.....									0	0
Settled during current year:										
18.1 By payment in full.....									0	0
18.2 By payment on compromised claims.....									0	0
18.3 Totals paid.....	0	0	0	0	0	0	0	0	0	0
18.4 Reduction by compromise.....									0	0
18.5 Amount rejected.....									0	0
18.6 Total settlements.....	0	0	0	0	0	0	0	0	0	0
19. Unpaid Dec. 31, current year (Lines 16 + 17 - 18.6).....	0	0	0	0	0	0	0	0	0	0
POLICY EXHIBIT					No. of Pol.					
20. In force December 31, prior year.....				(a).....					0	0
21. Issued during year.....									0	0
22. Other changes to in force (Net).....									0	0
23. In force December 31 of current year.....	0	0	0	(a).....	0	0	0	0	0	0

NONE

(a) Includes Individual Credit Life Insurance, prior year \$.....0 current year \$.....0.  
Includes Group Credit Life Insurance Loans less than or equal to 60 months at issue, prior year \$.....0 current year \$.....0.  
Loans greater than 60 months at issue BUT NOT GREATER THAN 120 MONTHS, prior year \$.....0 current year \$.....0.

ACCIDENT AND HEALTH INSURANCE

	1	2	3	4	5
	Direct Premiums	Direct Premiums Earned	Dividends Paid Or Credited on Direct Business	Direct Losses Paid	Direct Losses Incurred
24. Group policies (b).....					
24.1 Federal Employee Health Benefits Plan premium (b).....					
24.2 Credit (group and individual).....					
24.3 Collectively renewable policies (b).....					
24.4 Medicare Title XVIII exempt from state taxes or fees.....					
Other Individual Policies:					
25.1 Non-cancelable (b).....					
25.2 Guaranteed renewable (b).....					
25.3 Non-renewable for stated reasons only (b).....					
25.4 Other accident only.....					
25.5 All other (b).....					
25.6 Totals (Sum of Lines 25.1 to 25.5).....	0	0	0	0	0
26. Totals (Lines 24 + 24.1 + 24.2 + 24.3 + 24.4 + 25.6).....	0	0	0	0	0

NONE

(b) For health business on indicated lines report: Number of persons insured under PPO managed products.....0 and number of persons insured under indemnity only products.....0.



HARLEYSVILLE LIFE INSURANCE COMPANY



DIRECT BUSINESS IN Other Alien # 88 DURING THE YEAR  
NAIC Group Code....0140 NAIC Company Code....64327

LIFE INSURANCE

	1	2	3	4	5
	Ordinary	Credit Life (Group and Individual)	Group	Industrial	Total
DIRECT PREMIUMS AND ANNUITY CONSIDERATIONS					
1. Life insurance.....					0
2. Annuity considerations.....					0
3. Deposit-type contract funds.....		XXX		XXX	0
4. Other considerations.....					0
5. Totals (Sum of Lines 1 to 4).....	0	0	0	0	0
DIRECT DIVIDENDS TO POLICYHOLDERS					
Life insurance:					
6.1 Paid in cash or left on deposit.....					0
6.2 Applied to pay renewal premiums.....					0
6.3 Applied to provide paid-up additions or shorten the endowment or premium-paying period.....					0
6.4 Other.....					0
6.5 Totals (Sum of Lines 6.1 to 6.4).....	0	0	0	0	0
Annuities:					
7.1 Paid in cash or left on deposit.....					0
7.2 Applied to provide paid-up annuities.....					0
7.3 Other.....					0
7.4 Totals (Sum of Lines 7.1 to 7.3).....	0	0	0	0	0
8. Grand Totals (Lines 6.5 + 7.4).....	0	0	0	0	0
DIRECT CLAIMS AND BENEFITS PAID					
9. Death benefits.....					0
10. Matured endowments.....					0
11. Annuity benefits.....					0
12. Surrender values and withdrawals for life contracts.....					0
13. Aggregate write-ins for miscellaneous direct claims and benefits paid.....	0	0	0	0	0
14. All other benefits, except accident and health.....					0
15. Totals.....	0	0	0	0	0

DETAILS OF WRITE-INS					
1301. ....					0
1302. ....					0
1303. ....					0
1398. Summary of remaining write-ins for Line 13 from overflow page.....	0	0	0	0	0
1399. Total (Lines 1301 through 1303 plus 1398)(Line 13 above).....	0	0	0	0	0

	Ordinary		Credit Life (Group and Individual)		Group		Industrial		Total	
	1	2	3	4	5	6	7	8	9	10
	No.	Amount	No. of Ind. Pols. & Gr. Certifs.	Amount	No. of Certifs.	Amount	No.	Amount	No.	Amount
DIRECT DEATH BENEFITS AND MATURED ENDOWMENTS INCURRED										
16. Unpaid December 31, prior year.....									0	0
17. Incurred during current year.....									0	0
Settled during current year:										
18.1 By payment in full.....									0	0
18.2 By payment on compromised claims.....									0	0
18.3 Totals paid.....	0	0	0	0	0	0	0	0	0	0
18.4 Reduction by compromise.....									0	0
18.5 Amount rejected.....									0	0
18.6 Total settlements.....	0	0	0	0	0	0	0	0	0	0
19. Unpaid Dec. 31, current year (Lines 16 + 17 - 18.6).....	0	0	0	0	0	0	0	0	0	0
POLICY EXHIBIT					No. of Pol.					
20. In force December 31, prior year.....				(a).....					0	0
21. Issued during year.....									0	0
22. Other changes to in force (Net).....									0	0
23. In force December 31 of current year.....	0	0	0	(a).....	0	0	0	0	0	0

(a) Includes Individual Credit Life Insurance, prior year \$.....0 current year \$.....0.  
Includes Group Credit Life Insurance Loans less than or equal to 60 months at issue, prior year \$.....0 current year \$.....0.  
Loans greater than 60 months at issue BUT NOT GREATER THAN 120 MONTHS, prior year \$.....0 current year \$.....0.

ACCIDENT AND HEALTH INSURANCE

	1	2	3	4	5
	Direct Premiums	Direct Premiums Earned	Dividends Paid Or Credited on Direct Business	Direct Losses Paid	Direct Losses Incurred
24. Group policies (b).....					
24.1 Federal Employee Health Benefits Plan premium (b).....					
24.2 Credit (group and individual).....					
24.3 Collectively renewable policies (b).....					
24.4 Medicare Title XVIII exempt from state taxes or fees.....					
Other Individual Policies:					
25.1 Non-cancelable (b).....					
25.2 Guaranteed renewable (b).....					
25.3 Non-renewable for stated reasons only (b).....					
25.4 Other accident only.....					
25.5 All other (b).....					
25.6 Totals (Sum of Lines 25.1 to 25.5).....	0	0	0	0	0
26. Totals (Lines 24 + 24.1 + 24.2 + 24.3 + 24.4 + 25.6).....	0	0	0	0	0

(b) For health business on indicated lines report: Number of persons insured under PPO managed products.....0 and number of persons insured under indemnity only products.....0.

HARLEYSVILLE LIFE INSURANCE COMPANY



DIRECT BUSINESS IN Other Alien # 89 DURING THE YEAR  
NAIC Group Code....0140 NAIC Company Code....64327

LIFE INSURANCE

	1	2	3	4	5
	Ordinary	Credit Life (Group and Individual)	Group	Industrial	Total
DIRECT PREMIUMS AND ANNUITY CONSIDERATIONS					
1. Life insurance.....					0
2. Annuity considerations.....					0
3. Deposit-type contract funds.....		XXX		XXX	0
4. Other considerations.....					0
5. Totals (Sum of Lines 1 to 4).....	0	0	0	0	0
DIRECT DIVIDENDS TO POLICYHOLDERS					
Life insurance:					
6.1 Paid in cash or left on deposit.....					0
6.2 Applied to pay renewal premiums.....					0
6.3 Applied to provide paid-up additions or shorten the endowment or premium-paying period.....					0
6.4 Other.....					0
6.5 Totals (Sum of Lines 6.1 to 6.4).....	0	0	0	0	0
Annuities:					
7.1 Paid in cash or left on deposit.....					0
7.2 Applied to provide paid-up annuities.....					0
7.3 Other.....					0
7.4 Totals (Sum of Lines 7.1 to 7.3).....	0	0	0	0	0
8. Grand Totals (Lines 6.5 + 7.4).....	0	0	0	0	0
DIRECT CLAIMS AND BENEFITS PAID					
9. Death benefits.....					0
10. Matured endowments.....					0
11. Annuity benefits.....					0
12. Surrender values and withdrawals for life contracts.....					0
13. Aggregate write-ins for miscellaneous direct claims and benefits paid.....	0	0	0	0	0
14. All other benefits, except accident and health.....					0
15. Totals.....	0	0	0	0	0

NONE

DETAILS OF WRITE-INS					
1301. ....					0
1302. ....					0
1303. ....					0
1398. Summary of remaining write-ins for Line 13 from overflow page.....	0	0	0	0	0
1399. Total (Lines 1301 through 1303 plus 1398)(Line 13 above).....	0	0	0	0	0

	Ordinary		Credit Life (Group and Individual)		Group		Industrial		Total	
	1	2	3	4	5	6	7	8	9	10
	No.	Amount	No. of Ind. Pols. & Gr. Certifs.	Amount	No. of Certifs.	Amount	No.	Amount	No.	Amount
DIRECT DEATH BENEFITS AND MATURED ENDOWMENTS INCURRED										
16. Unpaid December 31, prior year.....									0	0
17. Incurred during current year.....									0	0
Settled during current year:										
18.1 By payment in full.....									0	0
18.2 By payment on compromised claims.....									0	0
18.3 Totals paid.....	0	0	0	0	0	0	0	0	0	0
18.4 Reduction by compromise.....									0	0
18.5 Amount rejected.....									0	0
18.6 Total settlements.....	0	0	0	0	0	0	0	0	0	0
19. Unpaid Dec. 31, current year (Lines 16 + 17 - 18.6).....	0	0	0	0	0	0	0	0	0	0
POLICY EXHIBIT					No. of Pol.					
20. In force December 31, prior year.....				(a).....					0	0
21. Issued during year.....									0	0
22. Other changes to in force (Net).....									0	0
23. In force December 31 of current year.....	0	0	0	(a).....	0	0	0	0	0	0

NONE

(a) Includes Individual Credit Life Insurance, prior year \$.....0 current year \$.....0.  
Includes Group Credit Life Insurance Loans less than or equal to 60 months at issue, prior year \$.....0 current year \$.....0.  
Loans greater than 60 months at issue BUT NOT GREATER THAN 120 MONTHS, prior year \$.....0 current year \$.....0.

ACCIDENT AND HEALTH INSURANCE

	1	2	3	4	5
	Direct Premiums	Direct Premiums Earned	Dividends Paid Or Credited on Direct Business	Direct Losses Paid	Direct Losses Incurred
24. Group policies (b).....					
24.1 Federal Employee Health Benefits Plan premium (b).....					
24.2 Credit (group and individual).....					
24.3 Collectively renewable policies (b).....					
24.4 Medicare Title XVIII exempt from state taxes or fees.....					
Other Individual Policies:					
25.1 Non-cancelable (b).....					
25.2 Guaranteed renewable (b).....					
25.3 Non-renewable for stated reasons only (b).....					
25.4 Other accident only.....					
25.5 All other (b).....					
25.6 Totals (Sum of Lines 25.1 to 25.5).....	0	0	0	0	0
26. Totals (Lines 24 + 24.1 + 24.2 + 24.3 + 24.4 + 25.6).....	0	0	0	0	0

NONE

(b) For health business on indicated lines report: Number of persons insured under PPO managed products.....0 and number of persons insured under indemnity only products.....0.

HARLEYSVILLE LIFE INSURANCE COMPANY



DIRECT BUSINESS IN Other Alien # 90 DURING THE YEAR  
NAIC Group Code....0140 NAIC Company Code....64327

LIFE INSURANCE

	1	2	3	4	5
	Ordinary	Credit Life (Group and Individual)	Group	Industrial	Total
DIRECT PREMIUMS AND ANNUITY CONSIDERATIONS					
1. Life insurance.....					0
2. Annuity considerations.....					0
3. Deposit-type contract funds.....		XXX		XXX	0
4. Other considerations.....					0
5. Totals (Sum of Lines 1 to 4).....	0	0	0	0	0
DIRECT DIVIDENDS TO POLICYHOLDERS					
Life insurance:					
6.1 Paid in cash or left on deposit.....					0
6.2 Applied to pay renewal premiums.....					0
6.3 Applied to provide paid-up additions or shorten the endowment or premium-paying period.....					0
6.4 Other.....					0
6.5 Totals (Sum of Lines 6.1 to 6.4).....	0	0	0	0	0
Annuities:					
7.1 Paid in cash or left on deposit.....					0
7.2 Applied to provide paid-up annuities.....					0
7.3 Other.....					0
7.4 Totals (Sum of Lines 7.1 to 7.3).....	0	0	0	0	0
8. Grand Totals (Lines 6.5 + 7.4).....	0	0	0	0	0
DIRECT CLAIMS AND BENEFITS PAID					
9. Death benefits.....					0
10. Matured endowments.....					0
11. Annuity benefits.....					0
12. Surrender values and withdrawals for life contracts.....					0
13. Aggregate write-ins for miscellaneous direct claims and benefits paid.....	0	0	0	0	0
14. All other benefits, except accident and health.....					0
15. Totals.....	0	0	0	0	0

DETAILS OF WRITE-INS					
1301. ....					0
1302. ....					0
1303. ....					0
1398. Summary of remaining write-ins for Line 13 from overflow page.....	0	0	0	0	0
1399. Total (Lines 1301 through 1303 plus 1398)(Line 13 above).....	0	0	0	0	0

	Ordinary		Credit Life (Group and Individual)		Group		Industrial		Total	
	1	2	3	4	5	6	7	8	9	10
	No.	Amount	No. of Ind. Pols. & Gr. Certifs.	Amount	No. of Certifs.	Amount	No.	Amount	No.	Amount
DIRECT DEATH BENEFITS AND MATURED ENDOWMENTS INCURRED										
16. Unpaid December 31, prior year.....									0	0
17. Incurred during current year.....									0	0
Settled during current year:										
18.1 By payment in full.....									0	0
18.2 By payment on compromised claims.....									0	0
18.3 Totals paid.....	0	0	0	0	0	0	0	0	0	0
18.4 Reduction by compromise.....									0	0
18.5 Amount rejected.....									0	0
18.6 Total settlements.....	0	0	0	0	0	0	0	0	0	0
19. Unpaid Dec. 31, current year (Lines 16 + 17 - 18.6).....	0	0	0	0	0	0	0	0	0	0
POLICY EXHIBIT					No. of Pol.					
20. In force December 31, prior year.....				(a).....					0	0
21. Issued during year.....									0	0
22. Other changes to in force (Net).....									0	0
23. In force December 31 of current year.....	0	0	0	(a).....0	0	0	0	0	0	0

(a) Includes Individual Credit Life Insurance, prior year \$.....0 current year \$.....0.  
Includes Group Credit Life Insurance Loans less than or equal to 60 months at issue, prior year \$.....0 current year \$.....0.  
Loans greater than 60 months at issue BUT NOT GREATER THAN 120 MONTHS, prior year \$.....0 current year \$.....0.

ACCIDENT AND HEALTH INSURANCE

	1	2	3	4	5
	Direct Premiums	Direct Premiums Earned	Dividends Paid Or Credited on Direct Business	Direct Losses Paid	Direct Losses Incurred
24. Group policies (b).....					
24.1 Federal Employee Health Benefits Plan premium (b).....					
24.2 Credit (group and individual).....					
24.3 Collectively renewable policies (b).....					
24.4 Medicare Title XVIII exempt from state taxes or fees.....					
Other Individual Policies:					
25.1 Non-cancelable (b).....					
25.2 Guaranteed renewable (b).....					
25.3 Non-renewable for stated reasons only (b).....					
25.4 Other accident only.....					
25.5 All other (b).....					
25.6 Totals (Sum of Lines 25.1 to 25.5).....	0	0	0	0	0
26. Totals (Lines 24 + 24.1 + 24.2 + 24.3 + 24.4 + 25.6).....	0	0	0	0	0

(b) For health business on indicated lines report: Number of persons insured under PPO managed products.....0 and number of persons insured under indemnity only products.....0.

HARLEYSVILLE LIFE INSURANCE COMPANY



DIRECT BUSINESS IN Other Alien # 91 DURING THE YEAR  
NAIC Group Code....0140 NAIC Company Code....64327

LIFE INSURANCE

	1	2	3	4	5
	Ordinary	Credit Life (Group and Individual)	Group	Industrial	Total
DIRECT PREMIUMS AND ANNUITY CONSIDERATIONS					
1. Life insurance.....					0
2. Annuity considerations.....					0
3. Deposit-type contract funds.....		XXX		XXX	0
4. Other considerations.....					0
5. Totals (Sum of Lines 1 to 4).....	0	0	0	0	0
DIRECT DIVIDENDS TO POLICYHOLDERS					
Life insurance:					
6.1 Paid in cash or left on deposit.....					0
6.2 Applied to pay renewal premiums.....					0
6.3 Applied to provide paid-up additions or shorten the endowment or premium-paying period.....					0
6.4 Other.....					0
6.5 Totals (Sum of Lines 6.1 to 6.4).....	0	0	0	0	0
Annuities:					
7.1 Paid in cash or left on deposit.....					0
7.2 Applied to provide paid-up annuities.....					0
7.3 Other.....					0
7.4 Totals (Sum of Lines 7.1 to 7.3).....	0	0	0	0	0
8. Grand Totals (Lines 6.5 + 7.4).....	0	0	0	0	0
DIRECT CLAIMS AND BENEFITS PAID					
9. Death benefits.....					0
10. Matured endowments.....					0
11. Annuity benefits.....					0
12. Surrender values and withdrawals for life contracts.....					0
13. Aggregate write-ins for miscellaneous direct claims and benefits paid.....	0	0	0	0	0
14. All other benefits, except accident and health.....					0
15. Totals.....	0	0	0	0	0

NONE

DETAILS OF WRITE-INS					
1301. ....					0
1302. ....					0
1303. ....					0
1398. Summary of remaining write-ins for Line 13 from overflow page.....	0	0	0	0	0
1399. Total (Lines 1301 through 1303 plus 1398)(Line 13 above).....	0	0	0	0	0

	Ordinary		Credit Life (Group and Individual)		Group		Industrial		Total	
	1	2	3	4	5	6	7	8	9	10
	No.	Amount	No. of Ind. Pols. & Gr. Certifs.	Amount	No. of Certifs.	Amount	No.	Amount	No.	Amount
DIRECT DEATH BENEFITS AND MATURED ENDOWMENTS INCURRED										
16. Unpaid December 31, prior year.....									0	0
17. Incurred during current year.....									0	0
Settled during current year:										
18.1 By payment in full.....									0	0
18.2 By payment on compromised claims.....									0	0
18.3 Totals paid.....	0	0		0	0	0	0	0	0	0
18.4 Reduction by compromise.....									0	0
18.5 Amount rejected.....									0	0
18.6 Total settlements.....	0	0	0	0	0	0	0	0	0	0
19. Unpaid Dec. 31, current year (Lines 16 + 17 - 18.6).....	0	0	0	0	0	0	0	0	0	0
POLICY EXHIBIT					No. of Pol.					
20. In force December 31, prior year.....				(a).....					0	0
21. Issued during year.....									0	0
22. Other changes to in force (Net).....									0	0
23. In force December 31 of current year.....	0	0	0	(a).....0	0	0	0	0	0	0

NONE

(a) Includes Individual Credit Life Insurance, prior year \$.....0 current year \$.....0.  
Includes Group Credit Life Insurance Loans less than or equal to 60 months at issue, prior year \$.....0 current year \$.....0.  
Loans greater than 60 months at issue BUT NOT GREATER THAN 120 MONTHS, prior year \$.....0 current year \$.....0.

ACCIDENT AND HEALTH INSURANCE

	1	2	3	4	5
	Direct Premiums	Direct Premiums Earned	Dividends Paid Or Credited on Direct Business	Direct Losses Paid	Direct Losses Incurred
24. Group policies (b).....					
24.1 Federal Employee Health Benefits Plan premium (b).....					
24.2 Credit (group and individual).....					
24.3 Collectively renewable policies (b).....					
24.4 Medicare Title XVIII exempt from state taxes or fees.....					
Other Individual Policies:					
25.1 Non-cancelable (b).....					
25.2 Guaranteed renewable (b).....					
25.3 Non-renewable for stated reasons only (b).....					
25.4 Other accident only.....					
25.5 All other (b).....					
25.6 Totals (Sum of Lines 25.1 to 25.5).....	0	0	0	0	0
26. Totals (Lines 24 + 24.1 + 24.2 + 24.3 + 24.4 + 25.6).....	0	0	0	0	0

NONE

(b) For health business on indicated lines report: Number of persons insured under PPO managed products.....0 and number of persons insured under indemnity only products.....0.

HARLEYSVILLE LIFE INSURANCE COMPANY



DIRECT BUSINESS IN Other Alien # 92 DURING THE YEAR  
NAIC Group Code....0140 NAIC Company Code....64327

LIFE INSURANCE

	1	2	3	4	5
	Ordinary	Credit Life (Group and Individual)	Group	Industrial	Total
DIRECT PREMIUMS AND ANNUITY CONSIDERATIONS					
1. Life insurance.....					0
2. Annuity considerations.....					0
3. Deposit-type contract funds.....		XXX		XXX	0
4. Other considerations.....					0
5. Totals (Sum of Lines 1 to 4).....	0	0	0	0	0
DIRECT DIVIDENDS TO POLICYHOLDERS					
Life insurance:					
6.1 Paid in cash or left on deposit.....					0
6.2 Applied to pay renewal premiums.....					0
6.3 Applied to provide paid-up additions or shorten the endowment or premium-paying period.....					0
6.4 Other.....					0
6.5 Totals (Sum of Lines 6.1 to 6.4).....	0	0	0	0	0
Annuities:					
7.1 Paid in cash or left on deposit.....					0
7.2 Applied to provide paid-up annuities.....					0
7.3 Other.....					0
7.4 Totals (Sum of Lines 7.1 to 7.3).....	0	0	0	0	0
8. Grand Totals (Lines 6.5 + 7.4).....	0	0	0	0	0
DIRECT CLAIMS AND BENEFITS PAID					
9. Death benefits.....					0
10. Matured endowments.....					0
11. Annuity benefits.....					0
12. Surrender values and withdrawals for life contracts.....					0
13. Aggregate write-ins for miscellaneous direct claims and benefits paid.....	0	0	0	0	0
14. All other benefits, except accident and health.....					0
15. Totals.....	0	0	0	0	0

NONE

DETAILS OF WRITE-INS					
1301. ....					0
1302. ....					0
1303. ....					0
1398. Summary of remaining write-ins for Line 13 from overflow page.....	0	0	0	0	0
1399. Total (Lines 1301 through 1303 plus 1398)(Line 13 above).....	0	0	0	0	0

	Ordinary		Credit Life (Group and Individual)		Group		Industrial		Total	
	1	2	3	4	5	6	7	8	9	10
	No.	Amount	No. of Ind. Pols. & Gr. Certifs.	Amount	No. of Certifs.	Amount	No.	Amount	No.	Amount
DIRECT DEATH BENEFITS AND MATURED ENDOWMENTS INCURRED										
16. Unpaid December 31, prior year.....									0	0
17. Incurred during current year.....									0	0
Settled during current year:										
18.1 By payment in full.....									0	0
18.2 By payment on compromised claims.....									0	0
18.3 Totals paid.....	0	0	0	0	0	0	0	0	0	0
18.4 Reduction by compromise.....									0	0
18.5 Amount rejected.....									0	0
18.6 Total settlements.....	0	0	0	0	0	0	0	0	0	0
19. Unpaid Dec. 31, current year (Lines 16 + 17 - 18.6).....	0	0	0	0	0	0	0	0	0	0
POLICY EXHIBIT					No. of Pol.					
20. In force December 31, prior year.....				(a).....					0	0
21. Issued during year.....									0	0
22. Other changes to in force (Net).....									0	0
23. In force December 31 of current year.....	0	0	0	(a).....	0	0	0	0	0	0

NONE

(a) Includes Individual Credit Life Insurance, prior year \$.....0 current year \$.....0.  
Includes Group Credit Life Insurance Loans less than or equal to 60 months at issue, prior year \$.....0 current year \$.....0.  
Loans greater than 60 months at issue BUT NOT GREATER THAN 120 MONTHS, prior year \$.....0 current year \$.....0.

ACCIDENT AND HEALTH INSURANCE

	1	2	3	4	5
	Direct Premiums	Direct Premiums Earned	Dividends Paid Or Credited on Direct Business	Direct Losses Paid	Direct Losses Incurred
24. Group policies (b).....					
24.1 Federal Employee Health Benefits Plan premium (b).....					
24.2 Credit (group and individual).....					
24.3 Collectively renewable policies (b).....					
24.4 Medicare Title XVIII exempt from state taxes or fees.....					
Other Individual Policies:					
25.1 Non-cancelable (b).....					
25.2 Guaranteed renewable (b).....					
25.3 Non-renewable for stated reasons only (b).....					
25.4 Other accident only.....					
25.5 All other (b).....					
25.6 Totals (Sum of Lines 25.1 to 25.5).....	0	0	0	0	0
26. Totals (Lines 24 + 24.1 + 24.2 + 24.3 + 24.4 + 25.6).....	0	0	0	0	0

NONE

(b) For health business on indicated lines report: Number of persons insured under PPO managed products.....0 and number of persons insured under indemnity only products.....0.

HARLEYSVILLE LIFE INSURANCE COMPANY



DIRECT BUSINESS IN Other Alien # 93 DURING THE YEAR  
NAIC Group Code.....0140 NAIC Company Code.....64327

LIFE INSURANCE

	1	2	3	4	5
	Ordinary	Credit Life (Group and Individual)	Group	Industrial	Total
DIRECT PREMIUMS AND ANNUITY CONSIDERATIONS					
1. Life insurance.....					0
2. Annuity considerations.....					0
3. Deposit-type contract funds.....		XXX		XXX	0
4. Other considerations.....					0
5. Totals (Sum of Lines 1 to 4).....	0	0	0	0	0
DIRECT DIVIDENDS TO POLICYHOLDERS					
Life insurance:					
6.1 Paid in cash or left on deposit.....					0
6.2 Applied to pay renewal premiums.....					0
6.3 Applied to provide paid-up additions or shorten the endowment or premium-paying period.....					0
6.4 Other.....					0
6.5 Totals (Sum of Lines 6.1 to 6.4).....	0	0	0	0	0
Annuities:					
7.1 Paid in cash or left on deposit.....					0
7.2 Applied to provide paid-up annuities.....					0
7.3 Other.....					0
7.4 Totals (Sum of Lines 7.1 to 7.3).....	0	0	0	0	0
8. Grand Totals (Lines 6.5 + 7.4).....	0	0	0	0	0
DIRECT CLAIMS AND BENEFITS PAID					
9. Death benefits.....					0
10. Matured endowments.....					0
11. Annuity benefits.....					0
12. Surrender values and withdrawals for life contracts.....					0
13. Aggregate write-ins for miscellaneous direct claims and benefits paid.....	0	0	0	0	0
14. All other benefits, except accident and health.....					0
15. Totals.....	0	0	0	0	0

NONE

DETAILS OF WRITE-INS					
1301. ....					0
1302. ....					0
1303. ....					0
1398. Summary of remaining write-ins for Line 13 from overflow page.....	0	0	0	0	0
1399. Total (Lines 1301 through 1303 plus 1398)(Line 13 above).....	0	0	0	0	0

	Ordinary		Credit Life (Group and Individual)		Group		Industrial		Total	
	1	2	3	4	5	6	7	8	9	10
	No.	Amount	No. of Ind. Pols. & Gr. Certifs.	Amount	No. of Certifs.	Amount	No.	Amount	No.	Amount
DIRECT DEATH BENEFITS AND MATURED ENDOWMENTS INCURRED										
16. Unpaid December 31, prior year.....									0	0
17. Incurred during current year.....									0	0
Settled during current year:										
18.1 By payment in full.....									0	0
18.2 By payment on compromised claims.....									0	0
18.3 Totals paid.....	0	0	0	0	0	0	0	0	0	0
18.4 Reduction by compromise.....									0	0
18.5 Amount rejected.....									0	0
18.6 Total settlements.....	0	0	0	0	0	0	0	0	0	0
19. Unpaid Dec. 31, current year (Lines 16 + 17 - 18.6).....	0	0	0	0	0	0	0	0	0	0
POLICY EXHIBIT					No. of Pol.					
20. In force December 31, prior year.....				(a).....					0	0
21. Issued during year.....									0	0
22. Other changes to in force (Net).....									0	0
23. In force December 31 of current year.....	0	0	0	(a).....	0	0	0	0	0	0

NONE

(a) Includes Individual Credit Life Insurance, prior year \$.....0 current year \$.....0.  
Includes Group Credit Life Insurance Loans less than or equal to 60 months at issue, prior year \$.....0 current year \$.....0.  
Loans greater than 60 months at issue BUT NOT GREATER THAN 120 MONTHS, prior year \$.....0 current year \$.....0.

ACCIDENT AND HEALTH INSURANCE

	1	2	3	4	5
	Direct Premiums	Direct Premiums Earned	Dividends Paid Or Credited on Direct Business	Direct Losses Paid	Direct Losses Incurred
24. Group policies (b).....					
24.1 Federal Employee Health Benefits Plan premium (b).....					
24.2 Credit (group and individual).....					
24.3 Collectively renewable policies (b).....					
24.4 Medicare Title XVIII exempt from state taxes or fees.....					
Other Individual Policies:					
25.1 Non-cancelable (b).....					
25.2 Guaranteed renewable (b).....					
25.3 Non-renewable for stated reasons only (b).....					
25.4 Other accident only.....					
25.5 All other (b).....					
25.6 Totals (Sum of Lines 25.1 to 25.5).....	0	0	0	0	0
26. Totals (Lines 24 + 24.1 + 24.2 + 24.3 + 24.4 + 25.6).....	0	0	0	0	0

NONE

(b) For health business on indicated lines report: Number of persons insured under PPO managed products.....0 and number of persons insured under indemnity only products.....0.

HARLEYSVILLE LIFE INSURANCE COMPANY



DIRECT BUSINESS IN Other Alien # 94 DURING THE YEAR  
NAIC Group Code.....0140 NAIC Company Code.....64327

LIFE INSURANCE

	1	2	3	4	5
	Ordinary	Credit Life (Group and Individual)	Group	Industrial	Total
DIRECT PREMIUMS AND ANNUITY CONSIDERATIONS					
1. Life insurance.....					0
2. Annuity considerations.....					0
3. Deposit-type contract funds.....		XXX		XXX	0
4. Other considerations.....					0
5. Totals (Sum of Lines 1 to 4).....	0	0	0	0	0
DIRECT DIVIDENDS TO POLICYHOLDERS					
Life insurance:					
6.1 Paid in cash or left on deposit.....					0
6.2 Applied to pay renewal premiums.....					0
6.3 Applied to provide paid-up additions or shorten the endowment or premium-paying period.....					0
6.4 Other.....					0
6.5 Totals (Sum of Lines 6.1 to 6.4).....	0	0	0	0	0
Annuities:					
7.1 Paid in cash or left on deposit.....					0
7.2 Applied to provide paid-up annuities.....					0
7.3 Other.....					0
7.4 Totals (Sum of Lines 7.1 to 7.3).....	0	0	0	0	0
8. Grand Totals (Lines 6.5 + 7.4).....	0	0	0	0	0
DIRECT CLAIMS AND BENEFITS PAID					
9. Death benefits.....					0
10. Matured endowments.....					0
11. Annuity benefits.....					0
12. Surrender values and withdrawals for life contracts.....					0
13. Aggregate write-ins for miscellaneous direct claims and benefits paid.....	0	0	0	0	0
14. All other benefits, except accident and health.....					0
15. Totals.....	0	0	0	0	0

NONE

DETAILS OF WRITE-INS					
1301. ....					0
1302. ....					0
1303. ....					0
1398. Summary of remaining write-ins for Line 13 from overflow page.....	0	0	0	0	0
1399. Total (Lines 1301 through 1303 plus 1398)(Line 13 above).....	0	0	0	0	0

	Ordinary		Credit Life (Group and Individual)		Group		Industrial		Total	
	1	2	3	4	5	6	7	8	9	10
	No.	Amount	No. of Ind. Pols. & Gr. Certifs.	Amount	No. of Certifs.	Amount	No.	Amount	No.	Amount
DIRECT DEATH BENEFITS AND MATURED ENDOWMENTS INCURRED										
16. Unpaid December 31, prior year.....									0	0
17. Incurred during current year.....									0	0
Settled during current year:										
18.1 By payment in full.....									0	0
18.2 By payment on compromised claims.....									0	0
18.3 Totals paid.....	0	0	0	0	0	0	0	0	0	0
18.4 Reduction by compromise.....									0	0
18.5 Amount rejected.....									0	0
18.6 Total settlements.....	0	0	0	0	0	0	0	0	0	0
19. Unpaid Dec. 31, current year (Lines 16 + 17 - 18.6).....	0	0	0	0	0	0	0	0	0	0
POLICY EXHIBIT					No. of Pol.					
20. In force December 31, prior year.....				(a).....					0	0
21. Issued during year.....									0	0
22. Other changes to in force (Net).....									0	0
23. In force December 31 of current year.....	0	0	0	(a).....0	0	0	0	0	0	0

NONE

(a) Includes Individual Credit Life Insurance, prior year \$.....0 current year \$.....0.  
Includes Group Credit Life Insurance Loans less than or equal to 60 months at issue, prior year \$.....0 current year \$.....0.  
Loans greater than 60 months at issue BUT NOT GREATER THAN 120 MONTHS, prior year \$.....0 current year \$.....0.

ACCIDENT AND HEALTH INSURANCE

	1	2	3	4	5
	Direct Premiums	Direct Premiums Earned	Dividends Paid Or Credited on Direct Business	Direct Losses Paid	Direct Losses Incurred
24. Group policies (b).....					
24.1 Federal Employee Health Benefits Plan premium (b).....					
24.2 Credit (group and individual).....					
24.3 Collectively renewable policies (b).....					
24.4 Medicare Title XVIII exempt from state taxes or fees.....					
Other Individual Policies:					
25.1 Non-cancelable (b).....					
25.2 Guaranteed renewable (b).....					
25.3 Non-renewable for stated reasons only (b).....					
25.4 Other accident only.....					
25.5 All other (b).....					
25.6 Totals (Sum of Lines 25.1 to 25.5).....	0	0	0	0	0
26. Totals (Lines 24 + 24.1 + 24.2 + 24.3 + 24.4 + 25.6).....	0	0	0	0	0

NONE

(b) For health business on indicated lines report: Number of persons insured under PPO managed products.....0 and number of persons insured under indemnity only products.....0.

HARLEYSVILLE LIFE INSURANCE COMPANY



DIRECT BUSINESS IN Other Alien # 95 DURING THE YEAR  
NAIC Group Code....0140 NAIC Company Code....64327

LIFE INSURANCE

	1	2	3	4	5
	Ordinary	Credit Life (Group and Individual)	Group	Industrial	Total
DIRECT PREMIUMS AND ANNUITY CONSIDERATIONS					
1. Life insurance.....					0
2. Annuity considerations.....					0
3. Deposit-type contract funds.....		XXX		XXX	0
4. Other considerations.....					0
5. Totals (Sum of Lines 1 to 4).....	0	0	0	0	0
DIRECT DIVIDENDS TO POLICYHOLDERS					
Life insurance:					
6.1 Paid in cash or left on deposit.....					0
6.2 Applied to pay renewal premiums.....					0
6.3 Applied to provide paid-up additions or shorten the endowment or premium-paying period.....					0
6.4 Other.....					0
6.5 Totals (Sum of Lines 6.1 to 6.4).....	0	0	0	0	0
Annuities:					
7.1 Paid in cash or left on deposit.....					0
7.2 Applied to provide paid-up annuities.....					0
7.3 Other.....					0
7.4 Totals (Sum of Lines 7.1 to 7.3).....	0	0	0	0	0
8. Grand Totals (Lines 6.5 + 7.4).....	0	0	0	0	0
DIRECT CLAIMS AND BENEFITS PAID					
9. Death benefits.....					0
10. Matured endowments.....					0
11. Annuity benefits.....					0
12. Surrender values and withdrawals for life contracts.....					0
13. Aggregate write-ins for miscellaneous direct claims and benefits paid.....	0	0	0	0	0
14. All other benefits, except accident and health.....					0
15. Totals.....	0	0	0	0	0

DETAILS OF WRITE-INS					
1301. ....					0
1302. ....					0
1303. ....					0
1398. Summary of remaining write-ins for Line 13 from overflow page.....	0	0	0	0	0
1399. Total (Lines 1301 through 1303 plus 1398)(Line 13 above).....	0	0	0	0	0

	Ordinary		Credit Life (Group and Individual)		Group		Industrial		Total	
	1	2	3	4	5	6	7	8	9	10
	No.	Amount	No. of Ind. Pols. & Gr. Certifs.	Amount	No. of Certifs.	Amount	No.	Amount	No.	Amount
DIRECT DEATH BENEFITS AND MATURED ENDOWMENTS INCURRED										
16. Unpaid December 31, prior year.....									0	0
17. Incurred during current year.....									0	0
Settled during current year:										
18.1 By payment in full.....									0	0
18.2 By payment on compromised claims.....									0	0
18.3 Totals paid.....	0	0	0	0	0	0	0	0	0	0
18.4 Reduction by compromise.....									0	0
18.5 Amount rejected.....									0	0
18.6 Total settlements.....	0	0	0	0	0	0	0	0	0	0
19. Unpaid Dec. 31, current year (Lines 16 + 17 - 18.6).....	0	0	0	0	0	0	0	0	0	0
POLICY EXHIBIT					No. of Pol.					
20. In force December 31, prior year.....				(a).....					0	0
21. Issued during year.....									0	0
22. Other changes to in force (Net).....									0	0
23. In force December 31 of current year.....	0	0	0	(a).....0	0	0	0	0	0	0

(a) Includes Individual Credit Life Insurance, prior year \$.....0 current year \$.....0.  
Includes Group Credit Life Insurance Loans less than or equal to 60 months at issue, prior year \$.....0 current year \$.....0.  
Loans greater than 60 months at issue BUT NOT GREATER THAN 120 MONTHS, prior year \$.....0 current year \$.....0.

ACCIDENT AND HEALTH INSURANCE

	1	2	3	4	5
	Direct Premiums	Direct Premiums Earned	Dividends Paid Or Credited on Direct Business	Direct Losses Paid	Direct Losses Incurred
24. Group policies (b).....					
24.1 Federal Employee Health Benefits Plan premium (b).....					
24.2 Credit (group and individual).....					
24.3 Collectively renewable policies (b).....					
24.4 Medicare Title XVIII exempt from state taxes or fees.....					
Other Individual Policies:					
25.1 Non-cancelable (b).....					
25.2 Guaranteed renewable (b).....					
25.3 Non-renewable for stated reasons only (b).....					
25.4 Other accident only.....					
25.5 All other (b).....					
25.6 Totals (Sum of Lines 25.1 to 25.5).....	0	0	0	0	0
26. Totals (Lines 24 + 24.1 + 24.2 + 24.3 + 24.4 + 25.6).....	0	0	0	0	0

(b) For health business on indicated lines report: Number of persons insured under PPO managed products.....0 and number of persons insured under indemnity only products.....0.



HARLEYSVILLE LIFE INSURANCE COMPANY



DIRECT BUSINESS IN Other Alien # 96 DURING THE YEAR  
NAIC Group Code.....0140 NAIC Company Code.....64327

LIFE INSURANCE

	1	2	3	4	5
	Ordinary	Credit Life (Group and Individual)	Group	Industrial	Total
DIRECT PREMIUMS AND ANNUITY CONSIDERATIONS					
1. Life insurance.....					0
2. Annuity considerations.....					0
3. Deposit-type contract funds.....		XXX		XXX	0
4. Other considerations.....					0
5. Totals (Sum of Lines 1 to 4).....	0	0	0	0	0
DIRECT DIVIDENDS TO POLICYHOLDERS					
Life insurance:					
6.1 Paid in cash or left on deposit.....					0
6.2 Applied to pay renewal premiums.....					0
6.3 Applied to provide paid-up additions or shorten the endowment or premium-paying period.....					0
6.4 Other.....					0
6.5 Totals (Sum of Lines 6.1 to 6.4).....	0	0	0	0	0
Annuities:					
7.1 Paid in cash or left on deposit.....					0
7.2 Applied to provide paid-up annuities.....					0
7.3 Other.....					0
7.4 Totals (Sum of Lines 7.1 to 7.3).....	0	0	0	0	0
8. Grand Totals (Lines 6.5 + 7.4).....	0	0	0	0	0
DIRECT CLAIMS AND BENEFITS PAID					
9. Death benefits.....					0
10. Matured endowments.....					0
11. Annuity benefits.....					0
12. Surrender values and withdrawals for life contracts.....					0
13. Aggregate write-ins for miscellaneous direct claims and benefits paid.....	0	0	0	0	0
14. All other benefits, except accident and health.....					0
15. Totals.....	0	0	0	0	0

NONE

DETAILS OF WRITE-INS					
1301. ....					0
1302. ....					0
1303. ....					0
1398. Summary of remaining write-ins for Line 13 from overflow page.....	0	0	0	0	0
1399. Total (Lines 1301 through 1303 plus 1398)(Line 13 above).....	0	0	0	0	0

	Ordinary		Credit Life (Group and Individual)		Group		Industrial		Total	
	1	2	3	4	5	6	7	8	9	10
	No.	Amount	No. of Ind. Pols. & Gr. Certifs.	Amount	No. of Certifs.	Amount	No.	Amount	No.	Amount
DIRECT DEATH BENEFITS AND MATURED ENDOWMENTS INCURRED										
16. Unpaid December 31, prior year.....									0	0
17. Incurred during current year.....									0	0
Settled during current year:										
18.1 By payment in full.....									0	0
18.2 By payment on compromised claims.....									0	0
18.3 Totals paid.....	0	0		0	0	0	0	0	0	0
18.4 Reduction by compromise.....									0	0
18.5 Amount rejected.....									0	0
18.6 Total settlements.....	0	0	0	0	0	0	0	0	0	0
19. Unpaid Dec. 31, current year (Lines 16 + 17 - 18.6).....	0	0	0	0	0	0	0	0	0	0
POLICY EXHIBIT					No. of Pol.					
20. In force December 31, prior year.....				(a).....					0	0
21. Issued during year.....									0	0
22. Other changes to in force (Net).....									0	0
23. In force December 31 of current year.....	0	0	0	(a).....0	0	0	0	0	0	0

NONE

(a) Includes Individual Credit Life Insurance, prior year \$.....0 current year \$.....0.  
Includes Group Credit Life Insurance Loans less than or equal to 60 months at issue, prior year \$.....0 current year \$.....0.  
Loans greater than 60 months at issue BUT NOT GREATER THAN 120 MONTHS, prior year \$.....0 current year \$.....0.

ACCIDENT AND HEALTH INSURANCE

	1	2	3	4	5
	Direct Premiums	Direct Premiums Earned	Dividends Paid Or Credited on Direct Business	Direct Losses Paid	Direct Losses Incurred
24. Group policies (b).....					
24.1 Federal Employee Health Benefits Plan premium (b).....					
24.2 Credit (group and individual).....					
24.3 Collectively renewable policies (b).....					
24.4 Medicare Title XVIII exempt from state taxes or fees.....					
Other Individual Policies:					
25.1 Non-cancelable (b).....					
25.2 Guaranteed renewable (b).....					
25.3 Non-renewable for stated reasons only (b).....					
25.4 Other accident only.....					
25.5 All other (b).....					
25.6 Totals (Sum of Lines 25.1 to 25.5).....	0	0	0	0	0
26. Totals (Lines 24 + 24.1 + 24.2 + 24.3 + 24.4 + 25.6).....	0	0	0	0	0

NONE

(b) For health business on indicated lines report: Number of persons insured under PPO managed products.....0 and number of persons insured under indemnity only products.....0.

HARLEYSVILLE LIFE INSURANCE COMPANY



DIRECT BUSINESS IN THE STATE OF ALASKA DURING THE YEAR

NAIC Group Code....0140

NAIC Company Code....64327

LIFE INSURANCE

	1	2	3	4	5
	Ordinary	Credit Life (Group and Individual)	Group	Industrial	Total
DIRECT PREMIUMS AND ANNUITY CONSIDERATIONS					
1. Life insurance.....	1,279				1,279
2. Annuity considerations.....					0
3. Deposit-type contract funds.....		XXX		XXX	0
4. Other considerations.....					0
5. Totals (Sum of Lines 1 to 4).....	1,279	0	0	0	1,279
DIRECT DIVIDENDS TO POLICYHOLDERS					
Life insurance:					
6.1 Paid in cash or left on deposit.....					0
6.2 Applied to pay renewal premiums.....					0
6.3 Applied to provide paid-up additions or shorten the endowment or premium-paying period.....					0
6.4 Other.....					0
6.5 Totals (Sum of Lines 6.1 to 6.4).....	0	0	0	0	0
Annuities:					
7.1 Paid in cash or left on deposit.....					0
7.2 Applied to provide paid-up annuities.....					0
7.3 Other.....					0
7.4 Totals (Sum of Lines 7.1 to 7.3).....	0	0	0	0	0
8. Grand Totals (Lines 6.5 + 7.4).....	0	0	0	0	0
DIRECT CLAIMS AND BENEFITS PAID					
9. Death benefits.....					0
10. Matured endowments.....					0
11. Annuity benefits.....					0
12. Surrender values and withdrawals for life contracts.....	1,737				1,737
13. Aggregate write-ins for miscellaneous direct claims and benefits paid.....	0	0	0	0	0
14. All other benefits, except accident and health.....					0
15. Totals.....	1,737	0	0	0	1,737

DETAILS OF WRITE-INS					
1301. ....					0
1302. ....					0
1303. ....					0
1398. Summary of remaining write-ins for Line 13 from overflow page.....	0	0	0	0	0
1399. Total (Lines 1301 through 1303 plus 1398)(Line 13 above).....	0	0	0	0	0

	Ordinary		Credit Life (Group and Individual)		Group		Industrial		Total	
	1	2	3	4	5	6	7	8	9	10
	No.	Amount	No. of Ind. Pols. & Gr. Certifs.	Amount	No. of Certifs.	Amount	No.	Amount	No.	Amount
DIRECT DEATH BENEFITS AND MATURED ENDOWMENTS INCURRED										
16. Unpaid December 31, prior year.....									0	0
17. Incurred during current year.....									0	0
Settled during current year:										
18.1 By payment in full.....									0	0
18.2 By payment on compromised claims.....									0	0
18.3 Totals paid.....	0	0	0	0	0	0	0	0	0	0
18.4 Reduction by compromise.....									0	0
18.5 Amount rejected.....									0	0
18.6 Total settlements.....	0	0	0	0	0	0	0	0	0	0
19. Unpaid Dec. 31, current year (Lines 16 + 17 - 18.6).....	0	0	0	0	0	0	0	0	0	0
POLICY EXHIBIT					No. of Pol.					
20. In force December 31, prior year.....	7	158,580		(a).....					7	158,580
21. Issued during year.....									0	0
22. Other changes to in force (Net).....		2,000							0	2,000
23. In force December 31 of current year.....	7	160,580	0	(a).....0	0	0	0	0	7	160,580

(a) Includes Individual Credit Life Insurance, prior year \$.....0 current year \$.....0.  
Includes Group Credit Life Insurance Loans less than or equal to 60 months at issue, prior year \$.....0 current year \$.....0.  
Loans greater than 60 months at issue BUT NOT GREATER THAN 120 MONTHS, prior year \$.....0 current year \$.....0.

ACCIDENT AND HEALTH INSURANCE

	1	2	3	4	5
	Direct Premiums	Direct Premiums Earned	Dividends Paid Or Credited on Direct Business	Direct Losses Paid	Direct Losses Incurred
24. Group policies (b).....					
24.1 Federal Employee Health Benefits Plan premium (b).....					
24.2 Credit (group and individual).....					
24.3 Collectively renewable policies (b).....					
24.4 Medicare Title XVIII exempt from state taxes or fees.....					
Other Individual Policies:					
25.1 Non-cancelable (b).....					
25.2 Guaranteed renewable (b).....					
25.3 Non-renewable for stated reasons only (b).....					
25.4 Other accident only.....					
25.5 All other (b).....					
25.6 Totals (Sum of Lines 25.1 to 25.5).....	0	0	0	0	0
26. Totals (Lines 24 + 24.1 + 24.2 + 24.3 + 24.4 + 25.6).....	0	0	0	0	0

(b) For health business on indicated lines report: Number of persons insured under PPO managed products....0 and number of persons insured under indemnity only products....0.

HARLEYSVILLE LIFE INSURANCE COMPANY



DIRECT BUSINESS IN THE STATE OF ALABAMA DURING THE YEAR

NAIC Group Code....0140

NAIC Company Code....64327

LIFE INSURANCE

	1	2	3	4	5
	Ordinary	Credit Life (Group and Individual)	Group	Industrial	Total
DIRECT PREMIUMS AND ANNUITY CONSIDERATIONS					
1. Life insurance.....	111,856				111,856
2. Annuity considerations.....	4,200				4,200
3. Deposit-type contract funds.....		XXX		XXX	0
4. Other considerations.....					0
5. Totals (Sum of Lines 1 to 4).....	116,056	0	0	0	116,056
DIRECT DIVIDENDS TO POLICYHOLDERS					
Life insurance:					
6.1 Paid in cash or left on deposit.....					0
6.2 Applied to pay renewal premiums.....					0
6.3 Applied to provide paid-up additions or shorten the endowment or premium-paying period.....					0
6.4 Other.....					0
6.5 Totals (Sum of Lines 6.1 to 6.4).....	0	0	0	0	0
Annuities:					
7.1 Paid in cash or left on deposit.....					0
7.2 Applied to provide paid-up annuities.....					0
7.3 Other.....					0
7.4 Totals (Sum of Lines 7.1 to 7.3).....	0	0	0	0	0
8. Grand Totals (Lines 6.5 + 7.4).....	0	0	0	0	0
DIRECT CLAIMS AND BENEFITS PAID					
9. Death benefits.....					0
10. Matured endowments.....					0
11. Annuity benefits.....			5,823		5,823
12. Surrender values and withdrawals for life contracts.....	362,168				362,168
13. Aggregate write-ins for miscellaneous direct claims and benefits paid.....	0	0	0	0	0
14. All other benefits, except accident and health.....	381		1,562		1,943
15. Totals.....	362,549	0	7,385	0	369,934

DETAILS OF WRITE-INS					
1301. ....					0
1302. ....					0
1303. ....					0
1398. Summary of remaining write-ins for Line 13 from overflow page.....	0	0	0	0	0
1399. Total (Lines 1301 through 1303 plus 1398)(Line 13 above).....	0	0	0	0	0

	Ordinary		Credit Life (Group and Individual)		Group		Industrial		Total	
	1	2	3	4	5	6	7	8	9	10
	No.	Amount	No. of Ind. Pols. & Gr. Certifs.	Amount	No. of Certifs.	Amount	No.	Amount	No.	Amount
DIRECT DEATH BENEFITS AND MATURED ENDOWMENTS INCURRED										
16. Unpaid December 31, prior year.....					1	78,487			1	78,487
17. Incurred during current year.....						230			0	230
Settled during current year:										
18.1 By payment in full.....					2	67,000			2	67,000
18.2 By payment on compromised claims.....									0	0
18.3 Totals paid.....	0	0	0	0	2	67,000	0	0	2	67,000
18.4 Reduction by compromise.....									0	0
18.5 Amount rejected.....									0	0
18.6 Total settlements.....	0	0	0	0	2	67,000	0	0	2	67,000
19. Unpaid Dec. 31, current year (Lines 16 + 17 - 18.6).....	0	0	0	0	(1)	11,717	0	0	(1)	11,717
POLICY EXHIBIT					No. of Pol.					
20. In force December 31, prior year.....	135	38,067,749		(a).....					135	38,067,749
21. Issued during year.....									0	0
22. Other changes to in force (Net).....	(12)	(5,511,865)							(12)	(5,511,865)
23. In force December 31 of current year.....	123	32,555,884	0	(a).....0	0	0	0	0	123	32,555,884

(a) Includes Individual Credit Life Insurance, prior year \$.....0 current year \$.....0.  
Includes Group Credit Life Insurance Loans less than or equal to 60 months at issue, prior year \$.....0 current year \$.....0.  
Loans greater than 60 months at issue BUT NOT GREATER THAN 120 MONTHS, prior year \$.....0 current year \$.....0.

ACCIDENT AND HEALTH INSURANCE

	1	2	3	4	5
	Direct Premiums	Direct Premiums Earned	Dividends Paid Or Credited on Direct Business	Direct Losses Paid	Direct Losses Incurred
24. Group policies (b).....				249,873	249,873
24.1 Federal Employee Health Benefits Plan premium (b).....					
24.2 Credit (group and individual).....					
24.3 Collectively renewable policies (b).....					
24.4 Medicare Title XVIII exempt from state taxes or fees.....					
Other Individual Policies:					
25.1 Non-cancelable (b).....					
25.2 Guaranteed renewable (b).....					
25.3 Non-renewable for stated reasons only (b).....					
25.4 Other accident only.....					
25.5 All other (b).....					
25.6 Totals (Sum of Lines 25.1 to 25.5).....	0	0	0	0	0
26. Totals (Lines 24 + 24.1 + 24.2 + 24.3 + 24.4 + 25.6).....	0	0	0	249,873	249,873

(b) For health business on indicated lines report: Number of persons insured under PPO managed products.....0 and number of persons insured under indemnity only products.....0.

HARLEYSVILLE LIFE INSURANCE COMPANY



DIRECT BUSINESS IN THE STATE OF ARKANSAS DURING THE YEAR

NAIC Group Code....0140

NAIC Company Code....64327

LIFE INSURANCE

	1	2	3	4	5
	Ordinary	Credit Life (Group and Individual)	Group	Industrial	Total
DIRECT PREMIUMS AND ANNUITY CONSIDERATIONS					
1. Life insurance.....	184,865				184,865
2. Annuity considerations.....					0
3. Deposit-type contract funds.....		XXX		XXX	0
4. Other considerations.....					0
5. Totals (Sum of Lines 1 to 4).....	184,865	0	0	0	184,865
DIRECT DIVIDENDS TO POLICYHOLDERS					
Life insurance:					
6.1 Paid in cash or left on deposit.....					0
6.2 Applied to pay renewal premiums.....					0
6.3 Applied to provide paid-up additions or shorten the endowment or premium-paying period.....					0
6.4 Other.....					0
6.5 Totals (Sum of Lines 6.1 to 6.4).....	0	0	0	0	0
Annuities:					
7.1 Paid in cash or left on deposit.....					0
7.2 Applied to provide paid-up annuities.....					0
7.3 Other.....					0
7.4 Totals (Sum of Lines 7.1 to 7.3).....	0	0	0	0	0
8. Grand Totals (Lines 6.5 + 7.4).....	0	0	0	0	0
DIRECT CLAIMS AND BENEFITS PAID					
9. Death benefits.....	1,000,000				1,000,000
10. Matured endowments.....					0
11. Annuity benefits.....					0
12. Surrender values and withdrawals for life contracts.....	3,501				3,501
13. Aggregate write-ins for miscellaneous direct claims and benefits paid.....	0	0	0	0	0
14. All other benefits, except accident and health.....			73		73
15. Totals.....	1,003,501	0	73	0	1,003,574

DETAILS OF WRITE-INS					
1301. ....					0
1302. ....					0
1303. ....					0
1398. Summary of remaining write-ins for Line 13 from overflow page.....	0	0	0	0	0
1399. Total (Lines 1301 through 1303 plus 1398)(Line 13 above).....	0	0	0	0	0

	Ordinary		Credit Life (Group and Individual)		Group		Industrial		Total	
	1	2	3	4	5	6	7	8	9	10
	No.	Amount	No. of Ind. Pols. & Gr. Certifs.	Amount	No. of Certifs.	Amount	No.	Amount	No.	Amount
DIRECT DEATH BENEFITS AND MATURED ENDOWMENTS INCURRED										
16. Unpaid December 31, prior year.....									0	0
17. Incurred during current year.....	1	1,000,000							1	1,000,000
Settled during current year:										
18.1 By payment in full.....	1	1,000,000							1	1,000,000
18.2 By payment on compromised claims.....									0	0
18.3 Totals paid.....	1	1,000,000	0	0	0	0	0	0	1	1,000,000
18.4 Reduction by compromise.....									0	0
18.5 Amount rejected.....									0	0
18.6 Total settlements.....	1	1,000,000	0	0	0	0	0	0	1	1,000,000
19. Unpaid Dec. 31, current year (Lines 16 + 17 - 18.6).....	0	0	0	0	0	0	0	0	0	0
POLICY EXHIBIT					No. of Pol.					
20. In force December 31, prior year.....	206	71,952,356		(a).....					206	71,952,356
21. Issued during year.....									0	0
22. Other changes to in force (Net).....	(9)	(4,556,983)							(9)	(4,556,983)
23. In force December 31 of current year.....	197	67,395,373	0	(a).....0	0	0	0	0	197	67,395,373

(a) Includes Individual Credit Life Insurance, prior year \$.....0 current year \$.....0.  
Includes Group Credit Life Insurance Loans less than or equal to 60 months at issue, prior year \$.....0 current year \$.....0.  
Loans greater than 60 months at issue BUT NOT GREATER THAN 120 MONTHS, prior year \$.....0 current year \$.....0.

ACCIDENT AND HEALTH INSURANCE

	1	2	3	4	5
	Direct Premiums	Direct Premiums Earned	Dividends Paid Or Credited on Direct Business	Direct Losses Paid	Direct Losses Incurred
24. Group policies (b).....				15,043	15,043
24.1 Federal Employee Health Benefits Plan premium (b).....					
24.2 Credit (group and individual).....					
24.3 Collectively renewable policies (b).....					
24.4 Medicare Title XVIII exempt from state taxes or fees.....					
Other Individual Policies:					
25.1 Non-cancelable (b).....					
25.2 Guaranteed renewable (b).....					
25.3 Non-renewable for stated reasons only (b).....					
25.4 Other accident only.....					
25.5 All other (b).....					
25.6 Totals (Sum of Lines 25.1 to 25.5).....	0	0	0	0	0
26. Totals (Lines 24 + 24.1 + 24.2 + 24.3 + 24.4 + 25.6).....	0	0	0	15,043	15,043

(b) For health business on indicated lines report: Number of persons insured under PPO managed products.....0 and number of persons insured under indemnity only products.....0.

HARLEYSVILLE LIFE INSURANCE COMPANY



DIRECT BUSINESS IN AMERICAN SAMOA DURING THE YEAR

NAIC Group Code....0140

NAIC Company Code....64327

LIFE INSURANCE

	1	2	3	4	5
	Ordinary	Credit Life (Group and Individual)	Group	Industrial	Total
DIRECT PREMIUMS AND ANNUITY CONSIDERATIONS					
1. Life insurance.....					0
2. Annuity considerations.....					0
3. Deposit-type contract funds.....		XXX		XXX	0
4. Other considerations.....					0
5. Totals (Sum of Lines 1 to 4).....	0	0	0	0	0
DIRECT DIVIDENDS TO POLICYHOLDERS					
Life insurance:					
6.1 Paid in cash or left on deposit.....					0
6.2 Applied to pay renewal premiums.....					0
6.3 Applied to provide paid-up additions or shorten the endowment or premium-paying period.....					0
6.4 Other.....					0
6.5 Totals (Sum of Lines 6.1 to 6.4).....	0	0	0	0	0
Annuities:					
7.1 Paid in cash or left on deposit.....					0
7.2 Applied to provide paid-up annuities.....					0
7.3 Other.....					0
7.4 Totals (Sum of Lines 7.1 to 7.3).....	0	0	0	0	0
8. Grand Totals (Lines 6.5 + 7.4).....	0	0	0	0	0
DIRECT CLAIMS AND BENEFITS PAID					
9. Death benefits.....					0
10. Matured endowments.....					0
11. Annuity benefits.....					0
12. Surrender values and withdrawals for life contracts.....					0
13. Aggregate write-ins for miscellaneous direct claims and benefits paid.....	0	0	0	0	0
14. All other benefits, except accident and health.....					0
15. Totals.....	0	0	0	0	0

DETAILS OF WRITE-INS					
1301. ....					0
1302. ....					0
1303. ....					0
1398. Summary of remaining write-ins for Line 13 from overflow page.....	0	0	0	0	0
1399. Total (Lines 1301 through 1303 plus 1398)(Line 13 above).....	0	0	0	0	0

	Ordinary		Credit Life (Group and Individual)		Group		Industrial		Total	
	1	2	3	4	5	6	7	8	9	10
	No.	Amount	No. of Ind. Pols. & Gr. Certifs.	Amount	No. of Certifs.	Amount	No.	Amount	No.	Amount
DIRECT DEATH BENEFITS AND MATURED ENDOWMENTS INCURRED										
16. Unpaid December 31, prior year.....									0	0
17. Incurred during current year.....									0	0
Settled during current year:										
18.1 By payment in full.....									0	0
18.2 By payment on compromised claims.....									0	0
18.3 Totals paid.....	0	0	0	0	0	0	0	0	0	0
18.4 Reduction by compromise.....									0	0
18.5 Amount rejected.....									0	0
18.6 Total settlements.....	0	0	0	0	0	0	0	0	0	0
19. Unpaid Dec. 31, current year (Lines 16 + 17 - 18.6).....	0	0	0	0	0	0	0	0	0	0
POLICY EXHIBIT					No. of Pol.					
20. In force December 31, prior year.....				(a).....					0	0
21. Issued during year.....									0	0
22. Other changes to in force (Net).....									0	0
23. In force December 31 of current year.....	0	0	0	(a).....	0	0	0	0	0	0

(a) Includes Individual Credit Life Insurance, prior year \$.....0 current year \$.....0.  
Includes Group Credit Life Insurance Loans less than or equal to 60 months at issue, prior year \$.....0 current year \$.....0.  
Loans greater than 60 months at issue BUT NOT GREATER THAN 120 MONTHS, prior year \$.....0 current year \$.....0.

ACCIDENT AND HEALTH INSURANCE

	1	2	3	4	5
	Direct Premiums	Direct Premiums Earned	Dividends Paid Or Credited on Direct Business	Direct Losses Paid	Direct Losses Incurred
24. Group policies (b).....					
24.1 Federal Employee Health Benefits Plan premium (b).....					
24.2 Credit (group and individual).....					
24.3 Collectively renewable policies (b).....					
24.4 Medicare Title XVIII exempt from state taxes or fees.....					
Other Individual Policies:					
25.1 Non-cancelable (b).....					
25.2 Guaranteed renewable (b).....					
25.3 Non-renewable for stated reasons only (b).....					
25.4 Other accident only.....					
25.5 All other (b).....					
25.6 Totals (Sum of Lines 25.1 to 25.5).....	0	0	0	0	0
26. Totals (Lines 24 + 24.1 + 24.2 + 24.3 + 24.4 + 25.6).....	0	0	0	0	0

(b) For health business on indicated lines report: Number of persons insured under PPO managed products.....0 and number of persons insured under indemnity only products.....0.

HARLEYSVILLE LIFE INSURANCE COMPANY



DIRECT BUSINESS IN THE STATE OF ARIZONA DURING THE YEAR

NAIC Group Code....0140

NAIC Company Code....64327

LIFE INSURANCE

	1	2	3	4	5
	Ordinary	Credit Life (Group and Individual)	Group	Industrial	Total
DIRECT PREMIUMS AND ANNUITY CONSIDERATIONS					
1. Life insurance.....	100,207				100,207
2. Annuity considerations.....					0
3. Deposit-type contract funds.....		XXX		XXX	0
4. Other considerations.....					0
5. Totals (Sum of Lines 1 to 4).....	100,207	0	0	0	100,207
DIRECT DIVIDENDS TO POLICYHOLDERS					
Life insurance:					
6.1 Paid in cash or left on deposit.....					0
6.2 Applied to pay renewal premiums.....					0
6.3 Applied to provide paid-up additions or shorten the endowment or premium-paying period.....					0
6.4 Other.....					0
6.5 Totals (Sum of Lines 6.1 to 6.4).....	0	0	0	0	0
Annuities:					
7.1 Paid in cash or left on deposit.....					0
7.2 Applied to provide paid-up annuities.....					0
7.3 Other.....					0
7.4 Totals (Sum of Lines 7.1 to 7.3).....	0	0	0	0	0
8. Grand Totals (Lines 6.5 + 7.4).....	0	0	0	0	0
DIRECT CLAIMS AND BENEFITS PAID					
9. Death benefits.....	107,500				107,500
10. Matured endowments.....					0
11. Annuity benefits.....			3,105		3,105
12. Surrender values and withdrawals for life contracts.....	20,358				20,358
13. Aggregate write-ins for miscellaneous direct claims and benefits paid.....	0	0	0	0	0
14. All other benefits, except accident and health.....					0
15. Totals.....	127,858	0	3,105	0	130,963

DETAILS OF WRITE-INS					
1301. ....					0
1302. ....					0
1303. ....					0
1398. Summary of remaining write-ins for Line 13 from overflow page.....	0	0	0	0	0
1399. Total (Lines 1301 through 1303 plus 1398)(Line 13 above).....	0	0	0	0	0

	Ordinary		Credit Life (Group and Individual)		Group		Industrial		Total	
	1	2	3	4	5	6	7	8	9	10
	No.	Amount	No. of Ind. Pols. & Gr. Certifs.	Amount	No. of Certifs.	Amount	No.	Amount	No.	Amount
DIRECT DEATH BENEFITS AND MATURED ENDOWMENTS INCURRED										
16. Unpaid December 31, prior year.....	1	2,500							1	2,500
17. Incurred during current year.....	3	107,500							3	107,500
Settled during current year:										
18.1 By payment in full.....	3	105,000							3	105,000
18.2 By payment on compromised claims.....									0	0
18.3 Totals paid.....	3	105,000	0	0	0	0	0	0	3	105,000
18.4 Reduction by compromise.....									0	0
18.5 Amount rejected.....									0	0
18.6 Total settlements.....	3	105,000	0	0	0	0	0	0	3	105,000
19. Unpaid Dec. 31, current year (Lines 16 + 17 - 18.6).....	1	5,000	0	0	0	0	0	0	1	5,000
POLICY EXHIBIT					No. of Pol.					
20. In force December 31, prior year.....	159	54,292,317		(a).....					159	54,292,317
21. Issued during year.....									0	0
22. Other changes to in force (Net).....	(13)	(10,820,621)							(13)	(10,820,621)
23. In force December 31 of current year.....	146	43,471,696	0	(a).....0	0	0	0	0	146	43,471,696

(a) Includes Individual Credit Life Insurance, prior year \$.....0 current year \$.....0.  
Includes Group Credit Life Insurance Loans less than or equal to 60 months at issue, prior year \$.....0 current year \$.....0.  
Loans greater than 60 months at issue BUT NOT GREATER THAN 120 MONTHS, prior year \$.....0 current year \$.....0.

ACCIDENT AND HEALTH INSURANCE

	1	2	3	4	5
	Direct Premiums	Direct Premiums Earned	Dividends Paid Or Credited on Direct Business	Direct Losses Paid	Direct Losses Incurred
24. Group policies (b).....					
24.1 Federal Employee Health Benefits Plan premium (b).....					
24.2 Credit (group and individual).....					
24.3 Collectively renewable policies (b).....					
24.4 Medicare Title XVIII exempt from state taxes or fees.....					
Other Individual Policies:					
25.1 Non-cancelable (b).....					
25.2 Guaranteed renewable (b).....					
25.3 Non-renewable for stated reasons only (b).....					
25.4 Other accident only.....					
25.5 All other (b).....					
25.6 Totals (Sum of Lines 25.1 to 25.5).....	0	0	0	0	0
26. Totals (Lines 24 + 24.1 + 24.2 + 24.3 + 24.4 + 25.6).....	0	0	0	0	0

(b) For health business on indicated lines report: Number of persons insured under PPO managed products.....0 and number of persons insured under indemnity only products.....0.

HARLEYSVILLE LIFE INSURANCE COMPANY



DIRECT BUSINESS IN THE STATE OF CALIFORNIA DURING THE YEAR

NAIC Group Code....0140

NAIC Company Code....64327

LIFE INSURANCE

	1	2	3	4	5
	Ordinary	Credit Life (Group and Individual)	Group	Industrial	Total
DIRECT PREMIUMS AND ANNUITY CONSIDERATIONS					
1. Life insurance.....	66,616				66,616
2. Annuity considerations.....					0
3. Deposit-type contract funds.....		XXX		XXX	0
4. Other considerations.....					0
5. Totals (Sum of Lines 1 to 4).....	66,616	0	0	0	66,616
DIRECT DIVIDENDS TO POLICYHOLDERS					
Life insurance:					
6.1 Paid in cash or left on deposit.....					0
6.2 Applied to pay renewal premiums.....					0
6.3 Applied to provide paid-up additions or shorten the endowment or premium-paying period.....					0
6.4 Other.....					0
6.5 Totals (Sum of Lines 6.1 to 6.4).....	0	0	0	0	0
Annuities:					
7.1 Paid in cash or left on deposit.....					0
7.2 Applied to provide paid-up annuities.....					0
7.3 Other.....					0
7.4 Totals (Sum of Lines 7.1 to 7.3).....	0	0	0	0	0
8. Grand Totals (Lines 6.5 + 7.4).....	0	0	0	0	0
DIRECT CLAIMS AND BENEFITS PAID					
9. Death benefits.....					0
10. Matured endowments.....					0
11. Annuity benefits.....					0
12. Surrender values and withdrawals for life contracts.....	1,337,859				1,337,859
13. Aggregate write-ins for miscellaneous direct claims and benefits paid.....	0	0	0	0	0
14. All other benefits, except accident and health.....					0
15. Totals.....	1,337,859	0	0	0	1,337,859

DETAILS OF WRITE-INS					
1301. ....					0
1302. ....					0
1303. ....					0
1398. Summary of remaining write-ins for Line 13 from overflow page.....	0	0	0	0	0
1399. Total (Lines 1301 through 1303 plus 1398)(Line 13 above).....	0	0	0	0	0

	Ordinary		Credit Life (Group and Individual)		Group		Industrial		Total	
	1	2	3	4	5	6	7	8	9	10
	No.	Amount	No. of Ind. Pols. & Gr. Certifs.	Amount	No. of Certifs.	Amount	No.	Amount	No.	Amount
DIRECT DEATH BENEFITS AND MATURED ENDOWMENTS INCURRED										
16. Unpaid December 31, prior year.....									0	0
17. Incurred during current year.....									0	0
Settled during current year:										
18.1 By payment in full.....									0	0
18.2 By payment on compromised claims.....									0	0
18.3 Totals paid.....	0	0	0	0	0	0	0	0	0	0
18.4 Reduction by compromise.....									0	0
18.5 Amount rejected.....									0	0
18.6 Total settlements.....	0	0	0	0	0	0	0	0	0	0
19. Unpaid Dec. 31, current year (Lines 16 + 17 - 18.6).....	0	0	0	0	0	0	0	0	0	0
POLICY EXHIBIT					No. of Pol.					
20. In force December 31, prior year.....	108	51,460,980	(a).....						108	51,460,980
21. Issued during year.....									0	0
22. Other changes to in force (Net).....	(9)	(8,866,364)							(9)	(8,866,364)
23. In force December 31 of current year.....	99	42,594,616	0	(a).....0	0	0	0	0	99	42,594,616

(a) Includes Individual Credit Life Insurance, prior year \$.....0 current year \$.....0.  
Includes Group Credit Life Insurance Loans less than or equal to 60 months at issue, prior year \$.....0 current year \$.....0.  
Loans greater than 60 months at issue BUT NOT GREATER THAN 120 MONTHS, prior year \$.....0 current year \$.....0.

ACCIDENT AND HEALTH INSURANCE

	1	2	3	4	5
	Direct Premiums	Direct Premiums Earned	Dividends Paid Or Credited on Direct Business	Direct Losses Paid	Direct Losses Incurred
24. Group policies (b).....					
24.1 Federal Employee Health Benefits Plan premium (b).....					
24.2 Credit (group and individual).....					
24.3 Collectively renewable policies (b).....					
24.4 Medicare Title XVIII exempt from state taxes or fees.....					
Other Individual Policies:					
25.1 Non-cancelable (b).....					
25.2 Guaranteed renewable (b).....	127	127			
25.3 Non-renewable for stated reasons only (b).....					
25.4 Other accident only.....					
25.5 All other (b).....					
25.6 Totals (Sum of Lines 25.1 to 25.5).....	127	127	0	0	0
26. Totals (Lines 24 + 24.1 + 24.2 + 24.3 + 24.4 + 25.6).....	127	127	0	0	0

(b) For health business on indicated lines report: Number of persons insured under PPO managed products.....0 and number of persons insured under indemnity only products.....0.

HARLEYSVILLE LIFE INSURANCE COMPANY



DIRECT BUSINESS IN THE STATE OF CANADA DURING THE YEAR  
NAIC Group Code....0140 NAIC Company Code....64327

LIFE INSURANCE

	1	2	3	4	5
	Ordinary	Credit Life (Group and Individual)	Group	Industrial	Total
DIRECT PREMIUMS AND ANNUITY CONSIDERATIONS					
1. Life insurance.....	1,937				1,937
2. Annuity considerations.....					0
3. Deposit-type contract funds.....		XXX		XXX	0
4. Other considerations.....					0
5. Totals (Sum of Lines 1 to 4).....	1,937	0	0	0	1,937
DIRECT DIVIDENDS TO POLICYHOLDERS					
Life insurance:					
6.1 Paid in cash or left on deposit.....					0
6.2 Applied to pay renewal premiums.....					0
6.3 Applied to provide paid-up additions or shorten the endowment or premium-paying period.....					0
6.4 Other.....					0
6.5 Totals (Sum of Lines 6.1 to 6.4).....	0	0	0	0	0
Annuities:					
7.1 Paid in cash or left on deposit.....					0
7.2 Applied to provide paid-up annuities.....					0
7.3 Other.....					0
7.4 Totals (Sum of Lines 7.1 to 7.3).....	0	0	0	0	0
8. Grand Totals (Lines 6.5 + 7.4).....	0	0	0	0	0
DIRECT CLAIMS AND BENEFITS PAID					
9. Death benefits.....					0
10. Matured endowments.....					0
11. Annuity benefits.....					0
12. Surrender values and withdrawals for life contracts.....					0
13. Aggregate write-ins for miscellaneous direct claims and benefits paid.....	0	0	0	0	0
14. All other benefits, except accident and health.....					0
15. Totals.....	0	0	0	0	0

DETAILS OF WRITE-INS					
1301. ....					0
1302. ....					0
1303. ....					0
1398. Summary of remaining write-ins for Line 13 from overflow page.....	0	0	0	0	0
1399. Total (Lines 1301 through 1303 plus 1398)(Line 13 above).....	0	0	0	0	0

	Ordinary		Credit Life (Group and Individual)		Group		Industrial		Total	
	1	2	3	4	5	6	7	8	9	10
	No.	Amount	No. of Ind. Pols. & Gr. Certifs.	Amount	No. of Certifs.	Amount	No.	Amount	No.	Amount
DIRECT DEATH BENEFITS AND MATURED ENDOWMENTS INCURRED										
16. Unpaid December 31, prior year.....									0	0
17. Incurred during current year.....									0	0
Settled during current year:										
18.1 By payment in full.....									0	0
18.2 By payment on compromised claims.....									0	0
18.3 Totals paid.....	0	0	0	0	0	0	0	0	0	0
18.4 Reduction by compromise.....									0	0
18.5 Amount rejected.....									0	0
18.6 Total settlements.....	0	0	0	0	0	0	0	0	0	0
19. Unpaid Dec. 31, current year (Lines 16 + 17 - 18.6).....	0	0	0	0	0	0	0	0	0	0
POLICY EXHIBIT					No. of Pol.					
20. In force December 31, prior year.....	4	952,654		(a).....					4	952,654
21. Issued during year.....									0	0
22. Other changes to in force (Net).....									0	0
23. In force December 31 of current year.....	4	952,654	0	(a).....0	0	0	0	0	4	952,654

(a) Includes Individual Credit Life Insurance, prior year \$.....0 current year \$.....0.  
Includes Group Credit Life Insurance Loans less than or equal to 60 months at issue, prior year \$.....0 current year \$.....0.  
Loans greater than 60 months at issue BUT NOT GREATER THAN 120 MONTHS, prior year \$.....0 current year \$.....0.

ACCIDENT AND HEALTH INSURANCE

	1	2	3	4	5
	Direct Premiums	Direct Premiums Earned	Dividends Paid Or Credited on Direct Business	Direct Losses Paid	Direct Losses Incurred
24. Group policies (b).....					
24.1 Federal Employee Health Benefits Plan premium (b).....					
24.2 Credit (group and individual).....					
24.3 Collectively renewable policies (b).....					
24.4 Medicare Title XVIII exempt from state taxes or fees.....					
Other Individual Policies:					
25.1 Non-cancelable (b).....					
25.2 Guaranteed renewable (b).....					
25.3 Non-renewable for stated reasons only (b).....					
25.4 Other accident only.....					
25.5 All other (b).....					
25.6 Totals (Sum of Lines 25.1 to 25.5).....	0	0	0	0	0
26. Totals (Lines 24 + 24.1 + 24.2 + 24.3 + 24.4 + 25.6).....	0	0	0	0	0

(b) For health business on indicated lines report: Number of persons insured under PPO managed products.....0 and number of persons insured under indemnity only products.....0.



HARLEYSVILLE LIFE INSURANCE COMPANY



DIRECT BUSINESS IN THE STATE OF COLORADO DURING THE YEAR  
NAIC Group Code....0140 NAIC Company Code....64327

LIFE INSURANCE

	1	2	3	4	5
	Ordinary	Credit Life (Group and Individual)	Group	Industrial	Total
DIRECT PREMIUMS AND ANNUITY CONSIDERATIONS					
1. Life insurance.....	69,046				69,046
2. Annuity considerations.....					0
3. Deposit-type contract funds.....		XXX		XXX	0
4. Other considerations.....					0
5. Totals (Sum of Lines 1 to 4).....	69,046	0	0	0	69,046
DIRECT DIVIDENDS TO POLICYHOLDERS					
Life insurance:					
6.1 Paid in cash or left on deposit.....					0
6.2 Applied to pay renewal premiums.....					0
6.3 Applied to provide paid-up additions or shorten the endowment or premium-paying period.....					0
6.4 Other.....					0
6.5 Totals (Sum of Lines 6.1 to 6.4).....	0	0	0	0	0
Annuities:					
7.1 Paid in cash or left on deposit.....					0
7.2 Applied to provide paid-up annuities.....					0
7.3 Other.....					0
7.4 Totals (Sum of Lines 7.1 to 7.3).....	0	0	0	0	0
8. Grand Totals (Lines 6.5 + 7.4).....	0	0	0	0	0
DIRECT CLAIMS AND BENEFITS PAID					
9. Death benefits.....	180,000				180,000
10. Matured endowments.....					0
11. Annuity benefits.....					0
12. Surrender values and withdrawals for life contracts.....					0
13. Aggregate write-ins for miscellaneous direct claims and benefits paid.....	0	0	0	0	0
14. All other benefits, except accident and health.....					0
15. Totals.....	180,000	0	0	0	180,000

DETAILS OF WRITE-INS					
1301. ....					0
1302. ....					0
1303. ....					0
1398. Summary of remaining write-ins for Line 13 from overflow page.....	0	0	0	0	0
1399. Total (Lines 1301 through 1303 plus 1398)(Line 13 above).....	0	0	0	0	0

	Ordinary		Credit Life (Group and Individual)		Group		Industrial		Total	
	1	2	3	4	5	6	7	8	9	10
	No.	Amount	No. of Ind. Pols. & Gr. Certifs.	Amount	No. of Certifs.	Amount	No.	Amount	No.	Amount
DIRECT DEATH BENEFITS AND MATURED ENDOWMENTS INCURRED										
16. Unpaid December 31, prior year.....									0	0
17. Incurred during current year.....	1	180,000							1	180,000
Settled during current year:										
18.1 By payment in full.....									0	0
18.2 By payment on compromised claims.....									0	0
18.3 Totals paid.....	0	0	0	0	0	0	0	0	0	0
18.4 Reduction by compromise.....									0	0
18.5 Amount rejected.....									0	0
18.6 Total settlements.....	0	0	0	0	0	0	0	0	0	0
19. Unpaid Dec. 31, current year (Lines 16 + 17 - 18.6).....	1	180,000	0	0	0	0	0	0	1	180,000
POLICY EXHIBIT					No. of Pol.					
20. In force December 31, prior year.....	59	19,945,643		(a).....					59	19,945,643
21. Issued during year.....									0	0
22. Other changes to in force (Net).....	3	(28,128)							3	(28,128)
23. In force December 31 of current year.....	62	19,917,515	0	(a).....0	0	0	0	0	62	19,917,515

(a) Includes Individual Credit Life Insurance, prior year \$.....0 current year \$.....0.  
Includes Group Credit Life Insurance Loans less than or equal to 60 months at issue, prior year \$.....0 current year \$.....0.  
Loans greater than 60 months at issue BUT NOT GREATER THAN 120 MONTHS, prior year \$.....0 current year \$.....0.

ACCIDENT AND HEALTH INSURANCE

	1	2	3	4	5
	Direct Premiums	Direct Premiums Earned	Dividends Paid Or Credited on Direct Business	Direct Losses Paid	Direct Losses Incurred
24. Group policies (b).....					
24.1 Federal Employee Health Benefits Plan premium (b).....					
24.2 Credit (group and individual).....					
24.3 Collectively renewable policies (b).....					
24.4 Medicare Title XVIII exempt from state taxes or fees.....					
Other Individual Policies:					
25.1 Non-cancelable (b).....					
25.2 Guaranteed renewable (b).....					
25.3 Non-renewable for stated reasons only (b).....					
25.4 Other accident only.....					
25.5 All other (b).....					
25.6 Totals (Sum of Lines 25.1 to 25.5).....	0	0	0	0	0
26. Totals (Lines 24 + 24.1 + 24.2 + 24.3 + 24.4 + 25.6).....	0	0	0	0	0

(b) For health business on indicated lines report: Number of persons insured under PPO managed products....0 and number of persons insured under indemnity only products....0.

HARLEYSVILLE LIFE INSURANCE COMPANY



DIRECT BUSINESS IN THE STATE OF CONNECTICUT DURING THE YEAR

NAIC Group Code....0140

NAIC Company Code....64327

LIFE INSURANCE

	1	2	3	4	5
	Ordinary	Credit Life (Group and Individual)	Group	Industrial	Total
DIRECT PREMIUMS AND ANNUITY CONSIDERATIONS					
1. Life insurance.....	218,705				218,705
2. Annuity considerations.....	10,698				10,698
3. Deposit-type contract funds.....		XXX		XXX	0
4. Other considerations.....					0
5. Totals (Sum of Lines 1 to 4).....	229,403	0	0	0	229,403
DIRECT DIVIDENDS TO POLICYHOLDERS					
Life insurance:					
6.1 Paid in cash or left on deposit.....					0
6.2 Applied to pay renewal premiums.....					0
6.3 Applied to provide paid-up additions or shorten the endowment or premium-paying period.....					0
6.4 Other.....					0
6.5 Totals (Sum of Lines 6.1 to 6.4).....	0	0	0	0	0
Annuities:					
7.1 Paid in cash or left on deposit.....					0
7.2 Applied to provide paid-up annuities.....					0
7.3 Other.....					0
7.4 Totals (Sum of Lines 7.1 to 7.3).....	0	0	0	0	0
8. Grand Totals (Lines 6.5 + 7.4).....	0	0	0	0	0
DIRECT CLAIMS AND BENEFITS PAID					
9. Death benefits.....	1,068				1,068
10. Matured endowments.....					0
11. Annuity benefits.....	207,433		1,975		209,408
12. Surrender values and withdrawals for life contracts.....	460,378				460,378
13. Aggregate write-ins for miscellaneous direct claims and benefits paid.....	0	0	0	0	0
14. All other benefits, except accident and health.....			144		144
15. Totals.....	668,879	0	2,119	0	670,998

DETAILS OF WRITE-INS					
1301. ....					0
1302. ....					0
1303. ....					0
1398. Summary of remaining write-ins for Line 13 from overflow page.....	0	0	0	0	0
1399. Total (Lines 1301 through 1303 plus 1398)(Line 13 above).....	0	0	0	0	0

	Ordinary		Credit Life (Group and Individual)		Group		Industrial		Total	
	1	2	3	4	5	6	7	8	9	10
	No.	Amount	No. of Ind. Pols. & Gr. Certifs.	Amount	No. of Certifs.	Amount	No.	Amount	No.	Amount
DIRECT DEATH BENEFITS AND MATURED ENDOWMENTS INCURRED										
16. Unpaid December 31, prior year.....	1	53,415							1	53,415
17. Incurred during current year.....		1,068							0	1,068
Settled during current year:										
18.1 By payment in full.....									0	0
18.2 By payment on compromised claims.....									0	0
18.3 Totals paid.....	0	0	0	0	0	0	0	0	0	0
18.4 Reduction by compromise.....									0	0
18.5 Amount rejected.....									0	0
18.6 Total settlements.....	0	0	0	0	0	0	0	0	0	0
19. Unpaid Dec. 31, current year (Lines 16 + 17 - 18.6).....	1	54,483	0	0	0	0	0	0	1	54,483
POLICY EXHIBIT					No. of Pol.					
20. In force December 31, prior year.....	307	98,949,212		(a).....					307	98,949,212
21. Issued during year.....									0	0
22. Other changes to in force (Net).....	(9)	(989,874)							(9)	(989,874)
23. In force December 31 of current year.....	298	97,959,338	0	(a).....0	0	0	0	0	298	97,959,338

(a) Includes Individual Credit Life Insurance, prior year \$.....0 current year \$.....0.  
Includes Group Credit Life Insurance Loans less than or equal to 60 months at issue, prior year \$.....0 current year \$.....0.  
Loans greater than 60 months at issue BUT NOT GREATER THAN 120 MONTHS, prior year \$.....0 current year \$.....0.

ACCIDENT AND HEALTH INSURANCE

	1	2	3	4	5
	Direct Premiums	Direct Premiums Earned	Dividends Paid Or Credited on Direct Business	Direct Losses Paid	Direct Losses Incurred
24. Group policies (b).....				27,804	27,804
24.1 Federal Employee Health Benefits Plan premium (b).....					
24.2 Credit (group and individual).....					
24.3 Collectively renewable policies (b).....					
24.4 Medicare Title XVIII exempt from state taxes or fees.....					
Other Individual Policies:					
25.1 Non-cancelable (b).....					
25.2 Guaranteed renewable (b).....					
25.3 Non-renewable for stated reasons only (b).....					
25.4 Other accident only.....					
25.5 All other (b).....					
25.6 Totals (Sum of Lines 25.1 to 25.5).....	0	0	0	0	0
26. Totals (Lines 24 + 24.1 + 24.2 + 24.3 + 24.4 + 25.6).....	0	0	0	27,804	27,804

(b) For health business on indicated lines report: Number of persons insured under PPO managed products.....0 and number of persons insured under indemnity only products.....0.

HARLEYSVILLE LIFE INSURANCE COMPANY



DIRECT BUSINESS IN THE STATE OF DISTRICT OF COLUMBIA DURING THE YEAR

NAIC Group Code....0140

NAIC Company Code....64327

LIFE INSURANCE

	1	2	3	4	5
	Ordinary	Credit Life (Group and Individual)	Group	Industrial	Total
DIRECT PREMIUMS AND ANNUITY CONSIDERATIONS					
1. Life insurance.....	30,534				30,534
2. Annuity considerations.....					0
3. Deposit-type contract funds.....		XXX		XXX	0
4. Other considerations.....					0
5. Totals (Sum of Lines 1 to 4).....	30,534	0	0	0	30,534
DIRECT DIVIDENDS TO POLICYHOLDERS					
Life insurance:					
6.1 Paid in cash or left on deposit.....					0
6.2 Applied to pay renewal premiums.....					0
6.3 Applied to provide paid-up additions or shorten the endowment or premium-paying period.....					0
6.4 Other.....					0
6.5 Totals (Sum of Lines 6.1 to 6.4).....	0	0	0	0	0
Annuities:					
7.1 Paid in cash or left on deposit.....					0
7.2 Applied to provide paid-up annuities.....					0
7.3 Other.....					0
7.4 Totals (Sum of Lines 7.1 to 7.3).....	0	0	0	0	0
8. Grand Totals (Lines 6.5 + 7.4).....	0	0	0	0	0
DIRECT CLAIMS AND BENEFITS PAID					
9. Death benefits.....					0
10. Matured endowments.....					0
11. Annuity benefits.....					0
12. Surrender values and withdrawals for life contracts.....					0
13. Aggregate write-ins for miscellaneous direct claims and benefits paid.....	0	0	0	0	0
14. All other benefits, except accident and health.....					0
15. Totals.....	0	0	0	0	0

DETAILS OF WRITE-INS					
1301. ....					0
1302. ....					0
1303. ....					0
1398. Summary of remaining write-ins for Line 13 from overflow page.....	0	0	0	0	0
1399. Total (Lines 1301 through 1303 plus 1398)(Line 13 above).....	0	0	0	0	0

	Ordinary		Credit Life (Group and Individual)		Group		Industrial		Total	
	1	2	3	4	5	6	7	8	9	10
	No.	Amount	No. of Ind. Pols. & Gr. Certifs.	Amount	No. of Certifs.	Amount	No.	Amount	No.	Amount
DIRECT DEATH BENEFITS AND MATURED ENDOWMENTS INCURRED										
16. Unpaid December 31, prior year.....									0	0
17. Incurred during current year.....									0	0
Settled during current year:										
18.1 By payment in full.....									0	0
18.2 By payment on compromised claims.....									0	0
18.3 Totals paid.....	0	0	0	0	0	0	0	0	0	0
18.4 Reduction by compromise.....									0	0
18.5 Amount rejected.....									0	0
18.6 Total settlements.....	0	0	0	0	0	0	0	0	0	0
19. Unpaid Dec. 31, current year (Lines 16 + 17 - 18.6).....	0	0	0	0	0	0	0	0	0	0
POLICY EXHIBIT					No. of Pol.					
20. In force December 31, prior year.....	14	2,612,443		(a).....					14	2,612,443
21. Issued during year.....									0	0
22. Other changes to in force (Net).....		(523,160)							0	(523,160)
23. In force December 31 of current year.....	14	2,089,283	0	(a).....0	0	0	0	0	14	2,089,283

(a) Includes Individual Credit Life Insurance, prior year \$.....0 current year \$.....0.  
Includes Group Credit Life Insurance Loans less than or equal to 60 months at issue, prior year \$.....0 current year \$.....0.  
Loans greater than 60 months at issue BUT NOT GREATER THAN 120 MONTHS, prior year \$.....0 current year \$.....0.

ACCIDENT AND HEALTH INSURANCE

	1	2	3	4	5
	Direct Premiums	Direct Premiums Earned	Dividends Paid Or Credited on Direct Business	Direct Losses Paid	Direct Losses Incurred
24. Group policies (b).....					
24.1 Federal Employee Health Benefits Plan premium (b).....					
24.2 Credit (group and individual).....					
24.3 Collectively renewable policies (b).....					
24.4 Medicare Title XVIII exempt from state taxes or fees.....					
Other Individual Policies:					
25.1 Non-cancelable (b).....					
25.2 Guaranteed renewable (b).....					
25.3 Non-renewable for stated reasons only (b).....					
25.4 Other accident only.....					
25.5 All other (b).....					
25.6 Totals (Sum of Lines 25.1 to 25.5).....	0	0	0	0	0
26. Totals (Lines 24 + 24.1 + 24.2 + 24.3 + 24.4 + 25.6).....	0	0	0	0	0

(b) For health business on indicated lines report: Number of persons insured under PPO managed products.....0 and number of persons insured under indemnity only products.....0.

HARLEYSVILLE LIFE INSURANCE COMPANY



DIRECT BUSINESS IN THE STATE OF DELAWARE DURING THE YEAR

NAIC Group Code....0140

NAIC Company Code....64327

LIFE INSURANCE

	1	2	3	4	5
	Ordinary	Credit Life (Group and Individual)	Group	Industrial	Total
DIRECT PREMIUMS AND ANNUITY CONSIDERATIONS					
1. Life insurance.....	493,703				493,703
2. Annuity considerations.....	14,200				14,200
3. Deposit-type contract funds.....		XXX		XXX	0
4. Other considerations.....					0
5. Totals (Sum of Lines 1 to 4).....	507,903	0	0	0	507,903
DIRECT DIVIDENDS TO POLICYHOLDERS					
Life insurance:					
6.1 Paid in cash or left on deposit.....					0
6.2 Applied to pay renewal premiums.....					0
6.3 Applied to provide paid-up additions or shorten the endowment or premium-paying period.....					0
6.4 Other.....					0
6.5 Totals (Sum of Lines 6.1 to 6.4).....	0	0	0	0	0
Annuities:					
7.1 Paid in cash or left on deposit.....					0
7.2 Applied to provide paid-up annuities.....					0
7.3 Other.....					0
7.4 Totals (Sum of Lines 7.1 to 7.3).....	0	0	0	0	0
8. Grand Totals (Lines 6.5 + 7.4).....	0	0	0	0	0
DIRECT CLAIMS AND BENEFITS PAID					
9. Death benefits.....	164,877				164,877
10. Matured endowments.....					0
11. Annuity benefits.....	16,561		8,837		25,398
12. Surrender values and withdrawals for life contracts.....	383,070				383,070
13. Aggregate write-ins for miscellaneous direct claims and benefits paid.....	0	0	0	0	0
14. All other benefits, except accident and health.....	219		312		531
15. Totals.....	564,727	0	9,149	0	573,876

DETAILS OF WRITE-INS					
1301. ....					0
1302. ....					0
1303. ....					0
1398. Summary of remaining write-ins for Line 13 from overflow page.....	0	0	0	0	0
1399. Total (Lines 1301 through 1303 plus 1398)(Line 13 above).....	0	0	0	0	0

	Ordinary		Credit Life (Group and Individual)		Group		Industrial		Total	
	1	2	3	4	5	6	7	8	9	10
	No.	Amount	No. of Ind. Pols. & Gr. Certifs.	Amount	No. of Certifs.	Amount	No.	Amount	No.	Amount
DIRECT DEATH BENEFITS AND MATURED ENDOWMENTS INCURRED										
16. Unpaid December 31, prior year.....					1	3,250			1	3,250
17. Incurred during current year.....	5	164,877			1	6,500			6	171,377
Settled during current year:										
18.1 By payment in full.....	4	159,877			1	6,500			5	166,377
18.2 By payment on compromised claims.....									0	0
18.3 Totals paid.....	4	159,877	0	0	1	6,500	0	0	5	166,377
18.4 Reduction by compromise.....									0	0
18.5 Amount rejected.....									0	0
18.6 Total settlements.....	4	159,877	0	0	1	6,500	0	0	5	166,377
19. Unpaid Dec. 31, current year (Lines 16 + 17 - 18.6).....	1	5,000	0	0	1	3,250	0	0	2	8,250
POLICY EXHIBIT					No. of Pol.					
20. In force December 31, prior year.....	608	159,303,387		(a).....					608	159,303,387
21. Issued during year.....									0	0
22. Other changes to in force (Net).....	(25)	(8,254,827)							(25)	(8,254,827)
23. In force December 31 of current year.....	583	151,048,560	0	(a).....0	0	0	0	0	583	151,048,560

(a) Includes Individual Credit Life Insurance, prior year \$.....0 current year \$.....0.  
Includes Group Credit Life Insurance Loans less than or equal to 60 months at issue, prior year \$.....0 current year \$.....0.  
Loans greater than 60 months at issue BUT NOT GREATER THAN 120 MONTHS, prior year \$.....0 current year \$.....0.

ACCIDENT AND HEALTH INSURANCE

	1	2	3	4	5
	Direct Premiums	Direct Premiums Earned	Dividends Paid Or Credited on Direct Business	Direct Losses Paid	Direct Losses Incurred
24. Group policies (b).....				69,577	69,577
24.1 Federal Employee Health Benefits Plan premium (b).....					
24.2 Credit (group and individual).....					
24.3 Collectively renewable policies (b).....					
24.4 Medicare Title XVIII exempt from state taxes or fees.....					
Other Individual Policies:					
25.1 Non-cancelable (b).....					
25.2 Guaranteed renewable (b).....					
25.3 Non-renewable for stated reasons only (b).....					
25.4 Other accident only.....					
25.5 All other (b).....					
25.6 Totals (Sum of Lines 25.1 to 25.5).....	0	0	0	0	0
26. Totals (Lines 24 + 24.1 + 24.2 + 24.3 + 24.4 + 25.6).....	0	0	0	69,577	69,577

(b) For health business on indicated lines report: Number of persons insured under PPO managed products.....0 and number of persons insured under indemnity only products.....0.

HARLEYSVILLE LIFE INSURANCE COMPANY



DIRECT BUSINESS IN THE STATE OF FLORIDA DURING THE YEAR

NAIC Group Code....0140

NAIC Company Code....64327

LIFE INSURANCE

	1	2	3	4	5
	Ordinary	Credit Life (Group and Individual)	Group	Industrial	Total
DIRECT PREMIUMS AND ANNUITY CONSIDERATIONS					
1. Life insurance.....	433,993				433,993
2. Annuity considerations.....	179,027				179,027
3. Deposit-type contract funds.....		XXX		XXX	0
4. Other considerations.....					0
5. Totals (Sum of Lines 1 to 4).....	613,020	0	0	0	613,020
DIRECT DIVIDENDS TO POLICYHOLDERS					
Life insurance:					
6.1 Paid in cash or left on deposit.....					0
6.2 Applied to pay renewal premiums.....					0
6.3 Applied to provide paid-up additions or shorten the endowment or premium-paying period.....					0
6.4 Other.....					0
6.5 Totals (Sum of Lines 6.1 to 6.4).....	0	0	0	0	0
Annuities:					
7.1 Paid in cash or left on deposit.....					0
7.2 Applied to provide paid-up annuities.....					0
7.3 Other.....					0
7.4 Totals (Sum of Lines 7.1 to 7.3).....	0	0	0	0	0
8. Grand Totals (Lines 6.5 + 7.4).....	0	0	0	0	0
DIRECT CLAIMS AND BENEFITS PAID					
9. Death benefits.....	500,977				500,977
10. Matured endowments.....					0
11. Annuity benefits.....	14,021		78,198		92,219
12. Surrender values and withdrawals for life contracts.....	1,117,168				1,117,168
13. Aggregate write-ins for miscellaneous direct claims and benefits paid.....	0	0	0	0	0
14. All other benefits, except accident and health.....	5,502		81		5,583
15. Totals.....	1,637,668	0	78,279	0	1,715,947

DETAILS OF WRITE-INS					
1301. ....					0
1302. ....					0
1303. ....					0
1398. Summary of remaining write-ins for Line 13 from overflow page.....	0	0	0	0	0
1399. Total (Lines 1301 through 1303 plus 1398)(Line 13 above).....	0	0	0	0	0

	Ordinary		Credit Life (Group and Individual)		Group		Industrial		Total	
	1	2	3	4	5	6	7	8	9	10
	No.	Amount	No. of Ind. Pols. & Gr. Certifs.	Amount	No. of Certifs.	Amount	No.	Amount	No.	Amount
DIRECT DEATH BENEFITS AND MATURED ENDOWMENTS INCURRED										
16. Unpaid December 31, prior year.....	1	2,000			1	10,000			2	12,000
17. Incurred during current year.....	3	500,977							3	500,977
Settled during current year:										
18.1 By payment in full.....	4	502,977							4	502,977
18.2 By payment on compromised claims.....									0	0
18.3 Totals paid.....	4	502,977	0	0	0	0	0	0	4	502,977
18.4 Reduction by compromise.....									0	0
18.5 Amount rejected.....									0	0
18.6 Total settlements.....	4	502,977	0	0	0	0	0	0	4	502,977
19. Unpaid Dec. 31, current year (Lines 16 + 17 - 18.6).....	0	0	0	0	1	10,000	0	0	1	10,000
POLICY EXHIBIT					No. of Pol.					
20. In force December 31, prior year.....	519	106,325,728		(a).....					519	106,325,728
21. Issued during year.....									0	0
22. Other changes to in force (Net).....	28	8,936,743							28	8,936,743
23. In force December 31 of current year.....	547	115,262,471	0	(a).....0	0	0	0	0	547	115,262,471

(a) Includes Individual Credit Life Insurance, prior year \$.....0 current year \$.....0.  
Includes Group Credit Life Insurance Loans less than or equal to 60 months at issue, prior year \$.....0 current year \$.....0.  
Loans greater than 60 months at issue BUT NOT GREATER THAN 120 MONTHS, prior year \$.....0 current year \$.....0.

ACCIDENT AND HEALTH INSURANCE

	1	2	3	4	5
	Direct Premiums	Direct Premiums Earned	Dividends Paid Or Credited on Direct Business	Direct Losses Paid	Direct Losses Incurred
24. Group policies (b).....					
24.1 Federal Employee Health Benefits Plan premium (b).....					
24.2 Credit (group and individual).....					
24.3 Collectively renewable policies (b).....					
24.4 Medicare Title XVIII exempt from state taxes or fees.....					
Other Individual Policies:					
25.1 Non-cancelable (b).....					
25.2 Guaranteed renewable (b).....	143	143			
25.3 Non-renewable for stated reasons only (b).....					
25.4 Other accident only.....					
25.5 All other (b).....					
25.6 Totals (Sum of Lines 25.1 to 25.5).....	143	143	0	0	0
26. Totals (Lines 24 + 24.1 + 24.2 + 24.3 + 24.4 + 25.6).....	143	143	0	0	0

(b) For health business on indicated lines report: Number of persons insured under PPO managed products.....0 and number of persons insured under indemnity only products.....0.

HARLEYSVILLE LIFE INSURANCE COMPANY



DIRECT BUSINESS IN THE STATE OF GEORGIA DURING THE YEAR

NAIC Group Code....0140

NAIC Company Code....64327

LIFE INSURANCE

	1	2	3	4	5
	Ordinary	Credit Life (Group and Individual)	Group	Industrial	Total
DIRECT PREMIUMS AND ANNUITY CONSIDERATIONS					
1. Life insurance.....	97,082				97,082
2. Annuity considerations.....	250				250
3. Deposit-type contract funds.....		XXX		XXX	0
4. Other considerations.....					0
5. Totals (Sum of Lines 1 to 4).....	97,332	0	0	0	97,332
DIRECT DIVIDENDS TO POLICYHOLDERS					
Life insurance:					
6.1 Paid in cash or left on deposit.....					0
6.2 Applied to pay renewal premiums.....					0
6.3 Applied to provide paid-up additions or shorten the endowment or premium-paying period.....					0
6.4 Other.....					0
6.5 Totals (Sum of Lines 6.1 to 6.4).....	0	0	0	0	0
Annuities:					
7.1 Paid in cash or left on deposit.....					0
7.2 Applied to provide paid-up annuities.....					0
7.3 Other.....					0
7.4 Totals (Sum of Lines 7.1 to 7.3).....	0	0	0	0	0
8. Grand Totals (Lines 6.5 + 7.4).....	0	0	0	0	0
DIRECT CLAIMS AND BENEFITS PAID					
9. Death benefits.....	119,000				119,000
10. Matured endowments.....					0
11. Annuity benefits.....			18,877		18,877
12. Surrender values and withdrawals for life contracts.....	470,422				470,422
13. Aggregate write-ins for miscellaneous direct claims and benefits paid.....	0	0	0	0	0
14. All other benefits, except accident and health.....	222		238		460
15. Totals.....	589,644	0	19,115	0	608,759

DETAILS OF WRITE-INS					
1301. ....					0
1302. ....					0
1303. ....					0
1398. Summary of remaining write-ins for Line 13 from overflow page.....	0	0	0	0	0
1399. Total (Lines 1301 through 1303 plus 1398)(Line 13 above).....	0	0	0	0	0

	Ordinary		Credit Life (Group and Individual)		Group		Industrial		Total	
	1	2	3	4	5	6	7	8	9	10
	No.	Amount	No. of Ind. Pols. & Gr. Certifs.	Amount	No. of Certifs.	Amount	No.	Amount	No.	Amount
DIRECT DEATH BENEFITS AND MATURED ENDOWMENTS INCURRED										
16. Unpaid December 31, prior year.....					1	8,449			1	8,449
17. Incurred during current year.....	4	119,000				169			4	119,169
Settled during current year:										
18.1 By payment in full.....	4	119,000							4	119,000
18.2 By payment on compromised claims.....									0	0
18.3 Totals paid.....	4	119,000	0	0	0	0	0	0	4	119,000
18.4 Reduction by compromise.....									0	0
18.5 Amount rejected.....									0	0
18.6 Total settlements.....	4	119,000	0	0	0	0	0	0	4	119,000
19. Unpaid Dec. 31, current year (Lines 16 + 17 - 18.6).....	0	0	0	0	1	8,618	0	0	1	8,618
POLICY EXHIBIT					No. of Pol.					
20. In force December 31, prior year.....	172	46,547,515		(a).....					172	46,547,515
21. Issued during year.....									0	0
22. Other changes to in force (Net).....	(18)	(5,118,352)							(18)	(5,118,352)
23. In force December 31 of current year.....	154	41,429,163	0	(a).....0	0	0	0	0	154	41,429,163

(a) Includes Individual Credit Life Insurance, prior year \$.....0 current year \$.....0.  
Includes Group Credit Life Insurance Loans less than or equal to 60 months at issue, prior year \$.....0 current year \$.....0.  
Loans greater than 60 months at issue BUT NOT GREATER THAN 120 MONTHS, prior year \$.....0 current year \$.....0.

ACCIDENT AND HEALTH INSURANCE

	1	2	3	4	5
	Direct Premiums	Direct Premiums Earned	Dividends Paid Or Credited on Direct Business	Direct Losses Paid	Direct Losses Incurred
24. Group policies (b).....				25,087	25,087
24.1 Federal Employee Health Benefits Plan premium (b).....					
24.2 Credit (group and individual).....					
24.3 Collectively renewable policies (b).....					
24.4 Medicare Title XVIII exempt from state taxes or fees.....					
Other Individual Policies:					
25.1 Non-cancelable (b).....					
25.2 Guaranteed renewable (b).....					
25.3 Non-renewable for stated reasons only (b).....					
25.4 Other accident only.....					
25.5 All other (b).....					
25.6 Totals (Sum of Lines 25.1 to 25.5).....	0	0	0	0	0
26. Totals (Lines 24 + 24.1 + 24.2 + 24.3 + 24.4 + 25.6).....	0	0	0	25,087	25,087

(b) For health business on indicated lines report: Number of persons insured under PPO managed products.....0 and number of persons insured under indemnity only products.....0.

HARLEYSVILLE LIFE INSURANCE COMPANY



DIRECT BUSINESS IN GRAND TOTAL DURING THE YEAR  
NAIC Group Code....0140 NAIC Company Code....64327

LIFE INSURANCE

	1	2	3	4	5
	Ordinary	Credit Life (Group and Individual)	Group	Industrial	Total
DIRECT PREMIUMS AND ANNUITY CONSIDERATIONS					
1. Life insurance.....	28,709,701				28,709,701
2. Annuity considerations.....	3,560,709				3,560,709
3. Deposit-type contract funds.....		XXX		XXX	0
4. Other considerations.....					0
5. Totals (Sum of Lines 1 to 4).....	32,270,410	0	0	0	32,270,410
DIRECT DIVIDENDS TO POLICYHOLDERS					
Life insurance:					
6.1 Paid in cash or left on deposit.....					0
6.2 Applied to pay renewal premiums.....					0
6.3 Applied to provide paid-up additions or shorten the endowment or premium-paying period.....					0
6.4 Other.....					0
6.5 Totals (Sum of Lines 6.1 to 6.4).....	0	0	0	0	0
Annuities:					
7.1 Paid in cash or left on deposit.....					0
7.2 Applied to provide paid-up annuities.....					0
7.3 Other.....					0
7.4 Totals (Sum of Lines 7.1 to 7.3).....	0	0	0	0	0
8. Grand Totals (Lines 6.5 + 7.4).....	0	0	0	0	0
DIRECT CLAIMS AND BENEFITS PAID					
9. Death benefits.....	33,253,116		393,231		33,646,347
10. Matured endowments.....					0
11. Annuity benefits.....	2,020,522		1,302,166		3,322,688
12. Surrender values and withdrawals for life contracts.....	17,000,303				17,000,303
13. Aggregate write-ins for miscellaneous direct claims and benefits paid.....	0	0	0	0	0
14. All other benefits, except accident and health.....	101,427		52,848		154,275
15. Totals.....	52,375,368	0	1,748,245	0	54,123,613

DETAILS OF WRITE-INS					
1301. ....					0
1302. ....					0
1303. ....					0
1398. Summary of remaining write-ins for Line 13 from overflow page.....	0	0	0	0	0
1399. Total (Lines 1301 through 1303 plus 1398)(Line 13 above).....	0	0	0	0	0

	Ordinary		Credit Life (Group and Individual)		Group		Industrial		Total	
	1	2	3	4	5	6	7	8	9	10
	No.	Amount	No. of Ind. Pols. & Gr. Certifs.	Amount	No. of Certifs.	Amount	No.	Amount	No.	Amount
DIRECT DEATH BENEFITS AND MATURED ENDOWMENTS INCURRED										
16. Unpaid December 31, prior year.....	27	1,201,286			42	1,214,657			69	2,415,943
17. Incurred during current year.....	264	33,255,116			10	386,482			274	33,641,598
Settled during current year:										
18.1 By payment in full.....	250	27,459,689			16	584,186			266	28,043,875
18.2 By payment on compromised claims.....									0	0
18.3 Totals paid.....	250	27,459,689	0	0	16	584,186	0	0	266	28,043,875
18.4 Reduction by compromise.....									0	0
18.5 Amount rejected.....									0	0
18.6 Total settlements.....	250	27,459,689	0	0	16	584,186	0	0	266	28,043,875
19. Unpaid Dec. 31, current year (Lines 16 + 17 - 18.6).....	41	6,996,713	0	0	36	1,016,953	0	0	77	8,013,666
POLICY EXHIBIT					No. of Pol.					
20. In force December 31, prior year.....	38,788	9,584,537,607		(a).....					38,788	9,584,537,607
21. Issued during year.....									0	0
22. Other changes to in force (Net).....	(1,979)	(516,544,974)							(1,979)	(516,544,974)
23. In force December 31 of current year.....	36,809	9,067,992,633	0	(a).....0	0	0	0	0	36,809	9,067,992,633

(a) Includes Individual Credit Life Insurance, prior year \$.....0 current year \$.....0.  
Includes Group Credit Life Insurance Loans less than or equal to 60 months at issue, prior year \$.....0 current year \$.....0.  
Loans greater than 60 months at issue BUT NOT GREATER THAN 120 MONTHS, prior year \$.....0 current year \$.....0.

ACCIDENT AND HEALTH INSURANCE

	1	2	3	4	5
	Direct Premiums	Direct Premiums Earned	Dividends Paid Or Credited on Direct Business	Direct Losses Paid	Direct Losses Incurred
24. Group policies (b).....				2,421,623	290,814
24.1 Federal Employee Health Benefits Plan premium (b).....					
24.2 Credit (group and individual).....					
24.3 Collectively renewable policies (b).....					
24.4 Medicare Title XVIII exempt from state taxes or fees.....					
Other Individual Policies:					
25.1 Non-cancelable (b).....					
25.2 Guaranteed renewable (b).....	20,626	20,626		14,620	12,540
25.3 Non-renewable for stated reasons only (b).....					
25.4 Other accident only.....					
25.5 All other (b).....					
25.6 Totals (Sum of Lines 25.1 to 25.5).....	20,626	20,626	0	14,620	12,540
26. Totals (Lines 24 + 24.1 + 24.2 + 24.3 + 24.4 + 25.6).....	20,626	20,626	0	2,436,243	303,354

(b) For health business on indicated lines report: Number of persons insured under PPO managed products.....0 and number of persons insured under indemnity only products.....0.



DIRECT BUSINESS IN GUAM DURING THE YEAR  
NAIC Group Code....0140 NAIC Company Code....64327

LIFE INSURANCE

	1	2	3	4	5
	Ordinary	Credit Life (Group and Individual)	Group	Industrial	Total
DIRECT PREMIUMS AND ANNUITY CONSIDERATIONS					
1. Life insurance.....					0
2. Annuity considerations.....					0
3. Deposit-type contract funds.....		XXX		XXX	0
4. Other considerations.....					0
5. Totals (Sum of Lines 1 to 4).....	0	0	0	0	0
DIRECT DIVIDENDS TO POLICYHOLDERS					
Life insurance:					
6.1 Paid in cash or left on deposit.....					0
6.2 Applied to pay renewal premiums.....					0
6.3 Applied to provide paid-up additions or shorten the endowment or premium-paying period.....					0
6.4 Other.....					0
6.5 Totals (Sum of Lines 6.1 to 6.4).....	0	0	0	0	0
Annuities:					
7.1 Paid in cash or left on deposit.....					0
7.2 Applied to provide paid-up annuities.....					0
7.3 Other.....					0
7.4 Totals (Sum of Lines 7.1 to 7.3).....	0	0	0	0	0
8. Grand Totals (Lines 6.5 + 7.4).....	0	0	0	0	0
DIRECT CLAIMS AND BENEFITS PAID					
9. Death benefits.....					0
10. Matured endowments.....					0
11. Annuity benefits.....					0
12. Surrender values and withdrawals for life contracts.....					0
13. Aggregate write-ins for miscellaneous direct claims and benefits paid.....	0	0	0	0	0
14. All other benefits, except accident and health.....					0
15. Totals.....	0	0	0	0	0

NONE

DETAILS OF WRITE-INS					
1301. ....					0
1302. ....					0
1303. ....					0
1398. Summary of remaining write-ins for Line 13 from overflow page.....	0	0	0	0	0
1399. Total (Lines 1301 through 1303 plus 1398)(Line 13 above).....	0	0	0	0	0

	Ordinary		Credit Life (Group and Individual)		Group		Industrial		Total	
	1	2	3	4	5	6	7	8	9	10
	No.	Amount	No. of Ind. Pols. & Gr. Certifs.	Amount	No. of Certifs.	Amount	No.	Amount	No.	Amount
DIRECT DEATH BENEFITS AND MATURED ENDOWMENTS INCURRED										
16. Unpaid December 31, prior year.....									0	0
17. Incurred during current year.....									0	0
Settled during current year:										
18.1 By payment in full.....									0	0
18.2 By payment on compromised claims.....									0	0
18.3 Totals paid.....	0	0		0	0	0	0	0	0	0
18.4 Reduction by compromise.....									0	0
18.5 Amount rejected.....									0	0
18.6 Total settlements.....	0	0	0	0	0	0	0	0	0	0
19. Unpaid Dec. 31, current year (Lines 16 + 17 - 18.6).....	0	0	0	0	0	0	0	0	0	0
POLICY EXHIBIT					No. of Pol.					
20. In force December 31, prior year.....				(a).....					0	0
21. Issued during year.....									0	0
22. Other changes to in force (Net).....									0	0
23. In force December 31 of current year.....	0	0	0	(a).....0	0	0	0	0	0	0

NONE

(a) Includes Individual Credit Life Insurance, prior year \$.....0 current year \$.....0.  
Includes Group Credit Life Insurance Loans less than or equal to 60 months at issue, prior year \$.....0 current year \$.....0.  
Loans greater than 60 months at issue BUT NOT GREATER THAN 120 MONTHS, prior year \$.....0 current year \$.....0.

ACCIDENT AND HEALTH INSURANCE

	1	2	3	4	5
	Direct Premiums	Direct Premiums Earned	Dividends Paid Or Credited on Direct Business	Direct Losses Paid	Direct Losses Incurred
24. Group policies (b).....					
24.1 Federal Employee Health Benefits Plan premium (b).....					
24.2 Credit (group and individual).....					
24.3 Collectively renewable policies (b).....					
24.4 Medicare Title XVIII exempt from state taxes or fees.....					
Other Individual Policies:					
25.1 Non-cancelable (b).....					
25.2 Guaranteed renewable (b).....					
25.3 Non-renewable for stated reasons only (b).....					
25.4 Other accident only.....					
25.5 All other (b).....					
25.6 Totals (Sum of Lines 25.1 to 25.5).....	0	0	0	0	0
26. Totals (Lines 24 + 24.1 + 24.2 + 24.3 + 24.4 + 25.6).....	0	0	0	0	0

NONE

(b) For health business on indicated lines report: Number of persons insured under PPO managed products....0 and number of persons insured under indemnity only products....0.



HARLEYSVILLE LIFE INSURANCE COMPANY



DIRECT BUSINESS IN THE STATE OF HAWAII DURING THE YEAR  
NAIC Group Code....0140 NAIC Company Code....64327

LIFE INSURANCE

	1	2	3	4	5
	Ordinary	Credit Life (Group and Individual)	Group	Industrial	Total
DIRECT PREMIUMS AND ANNUITY CONSIDERATIONS					
1. Life insurance.....	349				349
2. Annuity considerations.....					0
3. Deposit-type contract funds.....		XXX		XXX	0
4. Other considerations.....					0
5. Totals (Sum of Lines 1 to 4).....	349	0	0	0	349
DIRECT DIVIDENDS TO POLICYHOLDERS					
Life insurance:					
6.1 Paid in cash or left on deposit.....					0
6.2 Applied to pay renewal premiums.....					0
6.3 Applied to provide paid-up additions or shorten the endowment or premium-paying period.....					0
6.4 Other.....					0
6.5 Totals (Sum of Lines 6.1 to 6.4).....	0	0	0	0	0
Annuities:					
7.1 Paid in cash or left on deposit.....					0
7.2 Applied to provide paid-up annuities.....					0
7.3 Other.....					0
7.4 Totals (Sum of Lines 7.1 to 7.3).....	0	0	0	0	0
8. Grand Totals (Lines 6.5 + 7.4).....	0	0	0	0	0
DIRECT CLAIMS AND BENEFITS PAID					
9. Death benefits.....					0
10. Matured endowments.....					0
11. Annuity benefits.....					0
12. Surrender values and withdrawals for life contracts.....					0
13. Aggregate write-ins for miscellaneous direct claims and benefits paid.....	0	0	0	0	0
14. All other benefits, except accident and health.....					0
15. Totals.....	0	0	0	0	0

DETAILS OF WRITE-INS					
1301. ....					0
1302. ....					0
1303. ....					0
1398. Summary of remaining write-ins for Line 13 from overflow page.....	0	0	0	0	0
1399. Total (Lines 1301 through 1303 plus 1398)(Line 13 above).....	0	0	0	0	0

	Ordinary		Credit Life (Group and Individual)		Group		Industrial		Total	
	1	2	3	4	5	6	7	8	9	10
	No.	Amount	No. of Ind. Pols. & Gr. Certifs.	Amount	No. of Certifs.	Amount	No.	Amount	No.	Amount
DIRECT DEATH BENEFITS AND MATURED ENDOWMENTS INCURRED										
16. Unpaid December 31, prior year.....									0	0
17. Incurred during current year.....									0	0
Settled during current year:										
18.1 By payment in full.....									0	0
18.2 By payment on compromised claims.....									0	0
18.3 Totals paid.....	0	0	0	0	0	0	0	0	0	0
18.4 Reduction by compromise.....									0	0
18.5 Amount rejected.....									0	0
18.6 Total settlements.....	0	0	0	0	0	0	0	0	0	0
19. Unpaid Dec. 31, current year (Lines 16 + 17 - 18.6).....	0	0	0	0	0	0	0	0	0	0
POLICY EXHIBIT					No. of Pol.					
20. In force December 31, prior year.....	3	54,000	(a).....						3	54,000
21. Issued during year.....									0	0
22. Other changes to in force (Net).....	1	100,000							1	100,000
23. In force December 31 of current year.....	4	154,000	0	(a).....0	0	0	0	0	4	154,000

(a) Includes Individual Credit Life Insurance, prior year \$.....0 current year \$.....0.  
Includes Group Credit Life Insurance Loans less than or equal to 60 months at issue, prior year \$.....0 current year \$.....0.  
Loans greater than 60 months at issue BUT NOT GREATER THAN 120 MONTHS, prior year \$.....0 current year \$.....0.

ACCIDENT AND HEALTH INSURANCE

	1	2	3	4	5
	Direct Premiums	Direct Premiums Earned	Dividends Paid Or Credited on Direct Business	Direct Losses Paid	Direct Losses Incurred
24. Group policies (b).....					
24.1 Federal Employee Health Benefits Plan premium (b).....					
24.2 Credit (group and individual).....					
24.3 Collectively renewable policies (b).....					
24.4 Medicare Title XVIII exempt from state taxes or fees.....					
Other Individual Policies:					
25.1 Non-cancelable (b).....					
25.2 Guaranteed renewable (b).....					
25.3 Non-renewable for stated reasons only (b).....					
25.4 Other accident only.....					
25.5 All other (b).....					
25.6 Totals (Sum of Lines 25.1 to 25.5).....	0	0	0	0	0
26. Totals (Lines 24 + 24.1 + 24.2 + 24.3 + 24.4 + 25.6).....	0	0	0	0	0

(b) For health business on indicated lines report: Number of persons insured under PPO managed products....0 and number of persons insured under indemnity only products....0.



DIRECT BUSINESS IN THE STATE OF IOWA DURING THE YEAR  
NAIC Group Code....0140 NAIC Company Code....64327

LIFE INSURANCE

	1	2	3	4	5
	Ordinary	Credit Life (Group and Individual)	Group	Industrial	Total
DIRECT PREMIUMS AND ANNUITY CONSIDERATIONS					
1. Life insurance.....	8,080				8,080
2. Annuity considerations.....					0
3. Deposit-type contract funds.....		XXX		XXX	0
4. Other considerations.....					0
5. Totals (Sum of Lines 1 to 4).....	8,080	0	0	0	8,080
DIRECT DIVIDENDS TO POLICYHOLDERS					
Life insurance:					
6.1 Paid in cash or left on deposit.....					0
6.2 Applied to pay renewal premiums.....					0
6.3 Applied to provide paid-up additions or shorten the endowment or premium-paying period.....					0
6.4 Other.....					0
6.5 Totals (Sum of Lines 6.1 to 6.4).....	0	0	0	0	0
Annuities:					
7.1 Paid in cash or left on deposit.....					0
7.2 Applied to provide paid-up annuities.....					0
7.3 Other.....					0
7.4 Totals (Sum of Lines 7.1 to 7.3).....	0	0	0	0	0
8. Grand Totals (Lines 6.5 + 7.4).....	0	0	0	0	0
DIRECT CLAIMS AND BENEFITS PAID					
9. Death benefits.....					0
10. Matured endowments.....					0
11. Annuity benefits.....					0
12. Surrender values and withdrawals for life contracts.....					0
13. Aggregate write-ins for miscellaneous direct claims and benefits paid.....	0	0	0	0	0
14. All other benefits, except accident and health.....					0
15. Totals.....	0	0	0	0	0

DETAILS OF WRITE-INS					
1301. ....					0
1302. ....					0
1303. ....					0
1398. Summary of remaining write-ins for Line 13 from overflow page.....	0	0	0	0	0
1399. Total (Lines 1301 through 1303 plus 1398)(Line 13 above).....	0	0	0	0	0

	Ordinary		Credit Life (Group and Individual)		Group		Industrial		Total	
	1	2	3	4	5	6	7	8	9	10
	No.	Amount	No. of Ind. Pols. & Gr. Certifs.	Amount	No. of Certifs.	Amount	No.	Amount	No.	Amount
DIRECT DEATH BENEFITS AND MATURED ENDOWMENTS INCURRED										
16. Unpaid December 31, prior year.....									0	0
17. Incurred during current year.....									0	0
Settled during current year:										
18.1 By payment in full.....									0	0
18.2 By payment on compromised claims.....									0	0
18.3 Totals paid.....	0	0	0	0	0	0	0	0	0	0
18.4 Reduction by compromise.....									0	0
18.5 Amount rejected.....									0	0
18.6 Total settlements.....	0	0	0	0	0	0	0	0	0	0
19. Unpaid Dec. 31, current year (Lines 16 + 17 - 18.6).....	0	0	0	0	0	0	0	0	0	0
POLICY EXHIBIT					No. of Pol.					
20. In force December 31, prior year.....	17	4,236,250		(a).....					17	4,236,250
21. Issued during year.....									0	0
22. Other changes to in force (Net).....	(1)	(360,000)							(1)	(360,000)
23. In force December 31 of current year.....	16	3,876,250	0	(a).....0	0	0	0	0	16	3,876,250

(a) Includes Individual Credit Life Insurance, prior year \$.....0 current year \$.....0.  
Includes Group Credit Life Insurance Loans less than or equal to 60 months at issue, prior year \$.....0 current year \$.....0.  
Loans greater than 60 months at issue BUT NOT GREATER THAN 120 MONTHS, prior year \$.....0 current year \$.....0.

ACCIDENT AND HEALTH INSURANCE

	1	2	3	4	5
	Direct Premiums	Direct Premiums Earned	Dividends Paid Or Credited on Direct Business	Direct Losses Paid	Direct Losses Incurred
24. Group policies (b).....				13,145	13,145
24.1 Federal Employee Health Benefits Plan premium (b).....					
24.2 Credit (group and individual).....					
24.3 Collectively renewable policies (b).....					
24.4 Medicare Title XVIII exempt from state taxes or fees.....					
Other Individual Policies:					
25.1 Non-cancelable (b).....					
25.2 Guaranteed renewable (b).....					
25.3 Non-renewable for stated reasons only (b).....					
25.4 Other accident only.....					
25.5 All other (b).....					
25.6 Totals (Sum of Lines 25.1 to 25.5).....	0	0	0	0	0
26. Totals (Lines 24 + 24.1 + 24.2 + 24.3 + 24.4 + 25.6).....	0	0	0	13,145	13,145

(b) For health business on indicated lines report: Number of persons insured under PPO managed products.....0 and number of persons insured under indemnity only products.....0.

HARLEYSVILLE LIFE INSURANCE COMPANY



DIRECT BUSINESS IN THE STATE OF IDAHO DURING THE YEAR  
NAIC Group Code....0140 NAIC Company Code....64327

LIFE INSURANCE

	1	2	3	4	5
	Ordinary	Credit Life (Group and Individual)	Group	Industrial	Total
DIRECT PREMIUMS AND ANNUITY CONSIDERATIONS					
1. Life insurance.....	1,812				1,812
2. Annuity considerations.....					0
3. Deposit-type contract funds.....		XXX		XXX	0
4. Other considerations.....					0
5. Totals (Sum of Lines 1 to 4).....	1,812	0	0	0	1,812
DIRECT DIVIDENDS TO POLICYHOLDERS					
Life insurance:					
6.1 Paid in cash or left on deposit.....					0
6.2 Applied to pay renewal premiums.....					0
6.3 Applied to provide paid-up additions or shorten the endowment or premium-paying period.....					0
6.4 Other.....					0
6.5 Totals (Sum of Lines 6.1 to 6.4).....	0	0	0	0	0
Annuities:					
7.1 Paid in cash or left on deposit.....					0
7.2 Applied to provide paid-up annuities.....					0
7.3 Other.....					0
7.4 Totals (Sum of Lines 7.1 to 7.3).....	0	0	0	0	0
8. Grand Totals (Lines 6.5 + 7.4).....	0	0	0	0	0
DIRECT CLAIMS AND BENEFITS PAID					
9. Death benefits.....					0
10. Matured endowments.....					0
11. Annuity benefits.....			3,530		3,530
12. Surrender values and withdrawals for life contracts.....					0
13. Aggregate write-ins for miscellaneous direct claims and benefits paid.....	0	0	0	0	0
14. All other benefits, except accident and health.....					0
15. Totals.....	0	0	3,530	0	3,530

DETAILS OF WRITE-INS					
1301. ....					0
1302. ....					0
1303. ....					0
1398. Summary of remaining write-ins for Line 13 from overflow page.....	0	0	0	0	0
1399. Total (Lines 1301 through 1303 plus 1398)(Line 13 above).....	0	0	0	0	0

	Ordinary		Credit Life (Group and Individual)		Group		Industrial		Total	
	1	2	3	4	5	6	7	8	9	10
	No.	Amount	No. of Ind. Pols. & Gr. Certifs.	Amount	No. of Certifs.	Amount	No.	Amount	No.	Amount
DIRECT DEATH BENEFITS AND MATURED ENDOWMENTS INCURRED										
16. Unpaid December 31, prior year.....									0	0
17. Incurred during current year.....									0	0
Settled during current year:										
18.1 By payment in full.....									0	0
18.2 By payment on compromised claims.....									0	0
18.3 Totals paid.....	0	0	0	0	0	0	0	0	0	0
18.4 Reduction by compromise.....									0	0
18.5 Amount rejected.....									0	0
18.6 Total settlements.....	0	0	0	0	0	0	0	0	0	0
19. Unpaid Dec. 31, current year (Lines 16 + 17 - 18.6).....	0	0	0	0	0	0	0	0	0	0
POLICY EXHIBIT					No. of Pol.					
20. In force December 31, prior year.....	4	572,185		(a).....					4	572,185
21. Issued during year.....									0	0
22. Other changes to in force (Net).....									0	0
23. In force December 31 of current year.....	4	572,185	0	(a).....0	0	0	0	0	4	572,185

(a) Includes Individual Credit Life Insurance, prior year \$.....0 current year \$.....0.  
Includes Group Credit Life Insurance Loans less than or equal to 60 months at issue, prior year \$.....0 current year \$.....0.  
Loans greater than 60 months at issue BUT NOT GREATER THAN 120 MONTHS, prior year \$.....0 current year \$.....0.

ACCIDENT AND HEALTH INSURANCE

	1	2	3	4	5
	Direct Premiums	Direct Premiums Earned	Dividends Paid Or Credited on Direct Business	Direct Losses Paid	Direct Losses Incurred
24. Group policies (b).....					
24.1 Federal Employee Health Benefits Plan premium (b).....					
24.2 Credit (group and individual).....					
24.3 Collectively renewable policies (b).....					
24.4 Medicare Title XVIII exempt from state taxes or fees.....					
Other Individual Policies:					
25.1 Non-cancelable (b).....					
25.2 Guaranteed renewable (b).....					
25.3 Non-renewable for stated reasons only (b).....					
25.4 Other accident only.....					
25.5 All other (b).....					
25.6 Totals (Sum of Lines 25.1 to 25.5).....	0	0	0	0	0
26. Totals (Lines 24 + 24.1 + 24.2 + 24.3 + 24.4 + 25.6).....	0	0	0	0	0

(b) For health business on indicated lines report: Number of persons insured under PPO managed products....0 and number of persons insured under indemnity only products....0.

HARLEYSVILLE LIFE INSURANCE COMPANY



DIRECT BUSINESS IN THE STATE OF ILLINOIS DURING THE YEAR

NAIC Group Code....0140

NAIC Company Code....64327

LIFE INSURANCE

	1	2	3	4	5
	Ordinary	Credit Life (Group and Individual)	Group	Industrial	Total
DIRECT PREMIUMS AND ANNUITY CONSIDERATIONS					
1. Life insurance.....	910,817				910,817
2. Annuity considerations.....	4,200				4,200
3. Deposit-type contract funds.....		XXX		XXX	0
4. Other considerations.....					0
5. Totals (Sum of Lines 1 to 4).....	915,017	0	0	0	915,017
DIRECT DIVIDENDS TO POLICYHOLDERS					
Life insurance:					
6.1 Paid in cash or left on deposit.....					0
6.2 Applied to pay renewal premiums.....					0
6.3 Applied to provide paid-up additions or shorten the endowment or premium-paying period.....					0
6.4 Other.....					0
6.5 Totals (Sum of Lines 6.1 to 6.4).....	0	0	0	0	0
Annuities:					
7.1 Paid in cash or left on deposit.....					0
7.2 Applied to provide paid-up annuities.....					0
7.3 Other.....					0
7.4 Totals (Sum of Lines 7.1 to 7.3).....	0	0	0	0	0
8. Grand Totals (Lines 6.5 + 7.4).....	0	0	0	0	0
DIRECT CLAIMS AND BENEFITS PAID					
9. Death benefits.....	270,000				270,000
10. Matured endowments.....					0
11. Annuity benefits.....			6,142		6,142
12. Surrender values and withdrawals for life contracts.....	134,838				134,838
13. Aggregate write-ins for miscellaneous direct claims and benefits paid.....	0	0	0	0	0
14. All other benefits, except accident and health.....			133		133
15. Totals.....	404,838	0	6,275	0	411,113

DETAILS OF WRITE-INS					
1301. ....					0
1302. ....					0
1303. ....					0
1398. Summary of remaining write-ins for Line 13 from overflow page.....	0	0	0	0	0
1399. Total (Lines 1301 through 1303 plus 1398)(Line 13 above).....	0	0	0	0	0

	Ordinary		Credit Life (Group and Individual)		Group		Industrial		Total	
	1	2	3	4	5	6	7	8	9	10
	No.	Amount	No. of Ind. Pols. & Gr. Certifs.	Amount	No. of Certifs.	Amount	No.	Amount	No.	Amount
DIRECT DEATH BENEFITS AND MATURED ENDOWMENTS INCURRED										
16. Unpaid December 31, prior year.....					1	22,295			1	22,295
17. Incurred during current year.....	2	270,000				446			2	270,446
Settled during current year:										
18.1 By payment in full.....	2	270,000							2	270,000
18.2 By payment on compromised claims.....									0	0
18.3 Totals paid.....	2	270,000	0	0	0	0	0	0	2	270,000
18.4 Reduction by compromise.....									0	0
18.5 Amount rejected.....									0	0
18.6 Total settlements.....	2	270,000	0	0	0	0	0	0	2	270,000
19. Unpaid Dec. 31, current year (Lines 16 + 17 - 18.6).....	0	0	0	0	1	22,741	0	0	1	22,741
POLICY EXHIBIT					No. of Pol.					
20. In force December 31, prior year.....	846	347,285,190		(a).....					846	347,285,190
21. Issued during year.....									0	0
22. Other changes to in force (Net).....	(38)	(27,580,565)							(38)	(27,580,565)
23. In force December 31 of current year.....	808	319,704,625	0	(a).....0	0	0	0	0	808	319,704,625

(a) Includes Individual Credit Life Insurance, prior year \$.....0 current year \$.....0.  
Includes Group Credit Life Insurance Loans less than or equal to 60 months at issue, prior year \$.....0 current year \$.....0.  
Loans greater than 60 months at issue BUT NOT GREATER THAN 120 MONTHS, prior year \$.....0 current year \$.....0.

ACCIDENT AND HEALTH INSURANCE

	1	2	3	4	5
	Direct Premiums	Direct Premiums Earned	Dividends Paid Or Credited on Direct Business	Direct Losses Paid	Direct Losses Incurred
24. Group policies (b).....				40,728	40,728
24.1 Federal Employee Health Benefits Plan premium (b).....					
24.2 Credit (group and individual).....					
24.3 Collectively renewable policies (b).....					
24.4 Medicare Title XVIII exempt from state taxes or fees.....					
Other Individual Policies:					
25.1 Non-cancelable (b).....					
25.2 Guaranteed renewable (b).....					
25.3 Non-renewable for stated reasons only (b).....					
25.4 Other accident only.....					
25.5 All other (b).....					
25.6 Totals (Sum of Lines 25.1 to 25.5).....	0	0	0	0	0
26. Totals (Lines 24 + 24.1 + 24.2 + 24.3 + 24.4 + 25.6).....	0	0	0	40,728	40,728

(b) For health business on indicated lines report: Number of persons insured under PPO managed products.....0 and number of persons insured under indemnity only products.....0.

HARLEYSVILLE LIFE INSURANCE COMPANY



DIRECT BUSINESS IN THE STATE OF INDIANA DURING THE YEAR  
NAIC Group Code....0140 NAIC Company Code....64327

LIFE INSURANCE

	1	2	3	4	5
	Ordinary	Credit Life (Group and Individual)	Group	Industrial	Total
DIRECT PREMIUMS AND ANNUITY CONSIDERATIONS					
1. Life insurance.....	634,284				634,284
2. Annuity considerations.....	18,580				18,580
3. Deposit-type contract funds.....		XXX		XXX	0
4. Other considerations.....					0
5. Totals (Sum of Lines 1 to 4).....	652,864	0	0	0	652,864
DIRECT DIVIDENDS TO POLICYHOLDERS					
Life insurance:					
6.1 Paid in cash or left on deposit.....					0
6.2 Applied to pay renewal premiums.....					0
6.3 Applied to provide paid-up additions or shorten the endowment or premium-paying period.....					0
6.4 Other.....					0
6.5 Totals (Sum of Lines 6.1 to 6.4).....	0	0	0	0	0
Annuities:					
7.1 Paid in cash or left on deposit.....					0
7.2 Applied to provide paid-up annuities.....					0
7.3 Other.....					0
7.4 Totals (Sum of Lines 7.1 to 7.3).....	0	0	0	0	0
8. Grand Totals (Lines 6.5 + 7.4).....	0	0	0	0	0
DIRECT CLAIMS AND BENEFITS PAID					
9. Death benefits.....					0
10. Matured endowments.....					0
11. Annuity benefits.....			15,943		15,943
12. Surrender values and withdrawals for life contracts.....	208,159				208,159
13. Aggregate write-ins for miscellaneous direct claims and benefits paid.....	0	0	0	0	0
14. All other benefits, except accident and health.....			193		193
15. Totals.....	208,159	0	16,136	0	224,295

DETAILS OF WRITE-INS					
1301. ....					0
1302. ....					0
1303. ....					0
1398. Summary of remaining write-ins for Line 13 from overflow page.....	0	0	0	0	0
1399. Total (Lines 1301 through 1303 plus 1398)(Line 13 above).....	0	0	0	0	0

	Ordinary		Credit Life (Group and Individual)		Group		Industrial		Total	
	1	2	3	4	5	6	7	8	9	10
	No.	Amount	No. of Ind. Pols. & Gr. Certifs.	Amount	No. of Certifs.	Amount	No.	Amount	No.	Amount
DIRECT DEATH BENEFITS AND MATURED ENDOWMENTS INCURRED										
16. Unpaid December 31, prior year.....									0	0
17. Incurred during current year.....									0	0
Settled during current year:										
18.1 By payment in full.....									0	0
18.2 By payment on compromised claims.....									0	0
18.3 Totals paid.....	0	0	0	0	0	0	0	0	0	0
18.4 Reduction by compromise.....									0	0
18.5 Amount rejected.....									0	0
18.6 Total settlements.....	0	0	0	0	0	0	0	0	0	0
19. Unpaid Dec. 31, current year (Lines 16 + 17 - 18.6).....	0	0	0	0	0	0	0	0	0	0
POLICY EXHIBIT					No. of Pol.					
20. In force December 31, prior year.....	836	239,278,824		(a).....					836	239,278,824
21. Issued during year.....									0	0
22. Other changes to in force (Net).....	(36)	(11,693,321)							(36)	(11,693,321)
23. In force December 31 of current year.....	800	227,585,503	0	(a).....0	0	0	0	0	800	227,585,503

(a) Includes Individual Credit Life Insurance, prior year \$.....0 current year \$.....0.  
Includes Group Credit Life Insurance Loans less than or equal to 60 months at issue, prior year \$.....0 current year \$.....0.  
Loans greater than 60 months at issue BUT NOT GREATER THAN 120 MONTHS, prior year \$.....0 current year \$.....0.

ACCIDENT AND HEALTH INSURANCE

	1	2	3	4	5
	Direct Premiums	Direct Premiums Earned	Dividends Paid Or Credited on Direct Business	Direct Losses Paid	Direct Losses Incurred
24. Group policies (b).....				(5,748)	(5,748)
24.1 Federal Employee Health Benefits Plan premium (b).....					
24.2 Credit (group and individual).....					
24.3 Collectively renewable policies (b).....					
24.4 Medicare Title XVIII exempt from state taxes or fees.....					
Other Individual Policies:					
25.1 Non-cancelable (b).....					
25.2 Guaranteed renewable (b).....					
25.3 Non-renewable for stated reasons only (b).....					
25.4 Other accident only.....					
25.5 All other (b).....					
25.6 Totals (Sum of Lines 25.1 to 25.5).....	0	0	0	0	0
26. Totals (Lines 24 + 24.1 + 24.2 + 24.3 + 24.4 + 25.6).....	0	0	0	(5,748)	(5,748)

(b) For health business on indicated lines report: Number of persons insured under PPO managed products.....0 and number of persons insured under indemnity only products.....0.



DIRECT BUSINESS IN THE STATE OF KANSAS DURING THE YEAR  
NAIC Group Code....0140 NAIC Company Code....64327

LIFE INSURANCE

	1	2	3	4	5
	Ordinary	Credit Life (Group and Individual)	Group	Industrial	Total
DIRECT PREMIUMS AND ANNUITY CONSIDERATIONS					
1. Life insurance.....	3,286				3,286
2. Annuity considerations.....					0
3. Deposit-type contract funds.....		XXX		XXX	0
4. Other considerations.....					0
5. Totals (Sum of Lines 1 to 4).....	3,286	0	0	0	3,286
DIRECT DIVIDENDS TO POLICYHOLDERS					
Life insurance:					
6.1 Paid in cash or left on deposit.....					0
6.2 Applied to pay renewal premiums.....					0
6.3 Applied to provide paid-up additions or shorten the endowment or premium-paying period.....					0
6.4 Other.....					0
6.5 Totals (Sum of Lines 6.1 to 6.4).....	0	0	0	0	0
Annuities:					
7.1 Paid in cash or left on deposit.....					0
7.2 Applied to provide paid-up annuities.....					0
7.3 Other.....					0
7.4 Totals (Sum of Lines 7.1 to 7.3).....	0	0	0	0	0
8. Grand Totals (Lines 6.5 + 7.4).....	0	0	0	0	0
DIRECT CLAIMS AND BENEFITS PAID					
9. Death benefits.....					0
10. Matured endowments.....					0
11. Annuity benefits.....					0
12. Surrender values and withdrawals for life contracts.....					0
13. Aggregate write-ins for miscellaneous direct claims and benefits paid.....	0	0	0	0	0
14. All other benefits, except accident and health.....					0
15. Totals.....	0	0	0	0	0

DETAILS OF WRITE-INS					
1301. ....					0
1302. ....					0
1303. ....					0
1398. Summary of remaining write-ins for Line 13 from overflow page.....	0	0	0	0	0
1399. Total (Lines 1301 through 1303 plus 1398)(Line 13 above).....	0	0	0	0	0

	Ordinary		Credit Life (Group and Individual)		Group		Industrial		Total	
	1	2	3	4	5	6	7	8	9	10
	No.	Amount	No. of Ind. Pols. & Gr. Certifs.	Amount	No. of Certifs.	Amount	No.	Amount	No.	Amount
DIRECT DEATH BENEFITS AND MATURED ENDOWMENTS INCURRED										
16. Unpaid December 31, prior year.....									0	0
17. Incurred during current year.....									0	0
Settled during current year:										
18.1 By payment in full.....									0	0
18.2 By payment on compromised claims.....									0	0
18.3 Totals paid.....	0	0	0	0	0	0	0	0	0	0
18.4 Reduction by compromise.....									0	0
18.5 Amount rejected.....									0	0
18.6 Total settlements.....	0	0	0	0	0	0	0	0	0	0
19. Unpaid Dec. 31, current year (Lines 16 + 17 - 18.6).....	0	0	0	0	0	0	0	0	0	0
POLICY EXHIBIT					No. of Pol.					
20. In force December 31, prior year.....	12	3,117,500		(a).....					12	3,117,500
21. Issued during year.....									0	0
22. Other changes to in force (Net).....									0	0
23. In force December 31 of current year.....	12	3,117,500	0	(a).....0	0	0	0	0	12	3,117,500

(a) Includes Individual Credit Life Insurance, prior year \$.....0 current year \$.....0.  
Includes Group Credit Life Insurance Loans less than or equal to 60 months at issue, prior year \$.....0 current year \$.....0.  
Loans greater than 60 months at issue BUT NOT GREATER THAN 120 MONTHS, prior year \$.....0 current year \$.....0.

ACCIDENT AND HEALTH INSURANCE

	1	2	3	4	5
	Direct Premiums	Direct Premiums Earned	Dividends Paid Or Credited on Direct Business	Direct Losses Paid	Direct Losses Incurred
24. Group policies (b).....					
24.1 Federal Employee Health Benefits Plan premium (b).....					
24.2 Credit (group and individual).....					
24.3 Collectively renewable policies (b).....					
24.4 Medicare Title XVIII exempt from state taxes or fees.....					
Other Individual Policies:					
25.1 Non-cancelable (b).....					
25.2 Guaranteed renewable (b).....					
25.3 Non-renewable for stated reasons only (b).....					
25.4 Other accident only.....					
25.5 All other (b).....					
25.6 Totals (Sum of Lines 25.1 to 25.5).....	0	0	0	0	0
26. Totals (Lines 24 + 24.1 + 24.2 + 24.3 + 24.4 + 25.6).....	0	0	0	0	0

(b) For health business on indicated lines report: Number of persons insured under PPO managed products.....0 and number of persons insured under indemnity only products.....0.

HARLEYSVILLE LIFE INSURANCE COMPANY



DIRECT BUSINESS IN THE STATE OF KENTUCKY DURING THE YEAR

NAIC Group Code....0140

NAIC Company Code....64327

LIFE INSURANCE

	1	2	3	4	5
	Ordinary	Credit Life (Group and Individual)	Group	Industrial	Total
DIRECT PREMIUMS AND ANNUITY CONSIDERATIONS					
1. Life insurance.....	10,897				10,897
2. Annuity considerations.....	1,800				1,800
3. Deposit-type contract funds.....		XXX		XXX	0
4. Other considerations.....					0
5. Totals (Sum of Lines 1 to 4).....	12,697	0	0	0	12,697
DIRECT DIVIDENDS TO POLICYHOLDERS					
Life insurance:					
6.1 Paid in cash or left on deposit.....					0
6.2 Applied to pay renewal premiums.....					0
6.3 Applied to provide paid-up additions or shorten the endowment or premium-paying period.....					0
6.4 Other.....					0
6.5 Totals (Sum of Lines 6.1 to 6.4).....	0	0	0	0	0
Annuities:					
7.1 Paid in cash or left on deposit.....					0
7.2 Applied to provide paid-up annuities.....					0
7.3 Other.....					0
7.4 Totals (Sum of Lines 7.1 to 7.3).....	0	0	0	0	0
8. Grand Totals (Lines 6.5 + 7.4).....	0	0	0	0	0
DIRECT CLAIMS AND BENEFITS PAID					
9. Death benefits.....					0
10. Matured endowments.....					0
11. Annuity benefits.....					0
12. Surrender values and withdrawals for life contracts.....					0
13. Aggregate write-ins for miscellaneous direct claims and benefits paid.....	0	0	0	0	0
14. All other benefits, except accident and health.....					0
15. Totals.....	0	0	0	0	0

DETAILS OF WRITE-INS					
1301. ....					0
1302. ....					0
1303. ....					0
1398. Summary of remaining write-ins for Line 13 from overflow page.....	0	0	0	0	0
1399. Total (Lines 1301 through 1303 plus 1398)(Line 13 above).....	0	0	0	0	0

	Ordinary		Credit Life (Group and Individual)		Group		Industrial		Total	
	1	2	3	4	5	6	7	8	9	10
	No.	Amount	No. of Ind. Pols. & Gr. Certifs.	Amount	No. of Certifs.	Amount	No.	Amount	No.	Amount
DIRECT DEATH BENEFITS AND MATURED ENDOWMENTS INCURRED										
16. Unpaid December 31, prior year.....									0	0
17. Incurred during current year.....									0	0
Settled during current year:										
18.1 By payment in full.....									0	0
18.2 By payment on compromised claims.....									0	0
18.3 Totals paid.....	0	0	0	0	0	0	0	0	0	0
18.4 Reduction by compromise.....									0	0
18.5 Amount rejected.....									0	0
18.6 Total settlements.....	0	0	0	0	0	0	0	0	0	0
19. Unpaid Dec. 31, current year (Lines 16 + 17 - 18.6).....	0	0	0	0	0	0	0	0	0	0
POLICY EXHIBIT					No. of Pol.					
20. In force December 31, prior year.....	23	2,659,038		(a).....					23	2,659,038
21. Issued during year.....									0	0
22. Other changes to in force (Net).....	1	295,058							1	295,058
23. In force December 31 of current year.....	24	2,954,096	0	(a).....0	0	0	0	0	24	2,954,096

(a) Includes Individual Credit Life Insurance, prior year \$.....0 current year \$.....0.  
Includes Group Credit Life Insurance Loans less than or equal to 60 months at issue, prior year \$.....0 current year \$.....0.  
Loans greater than 60 months at issue BUT NOT GREATER THAN 120 MONTHS, prior year \$.....0 current year \$.....0.

ACCIDENT AND HEALTH INSURANCE

	1	2	3	4	5
	Direct Premiums	Direct Premiums Earned	Dividends Paid Or Credited on Direct Business	Direct Losses Paid	Direct Losses Incurred
24. Group policies (b).....					
24.1 Federal Employee Health Benefits Plan premium (b).....					
24.2 Credit (group and individual).....					
24.3 Collectively renewable policies (b).....					
24.4 Medicare Title XVIII exempt from state taxes or fees.....					
Other Individual Policies:					
25.1 Non-cancelable (b).....					
25.2 Guaranteed renewable (b).....					
25.3 Non-renewable for stated reasons only (b).....					
25.4 Other accident only.....					
25.5 All other (b).....					
25.6 Totals (Sum of Lines 25.1 to 25.5).....	0	0	0	0	0
26. Totals (Lines 24 + 24.1 + 24.2 + 24.3 + 24.4 + 25.6).....	0	0	0	0	0

(b) For health business on indicated lines report: Number of persons insured under PPO managed products.....0 and number of persons insured under indemnity only products.....0.

HARLEYSVILLE LIFE INSURANCE COMPANY



DIRECT BUSINESS IN THE STATE OF LOUISIANA DURING THE YEAR  
NAIC Group Code....0140 NAIC Company Code....64327

LIFE INSURANCE

	1	2	3	4	5
	Ordinary	Credit Life (Group and Individual)	Group	Industrial	Total
DIRECT PREMIUMS AND ANNUITY CONSIDERATIONS					
1. Life insurance.....	3,185				3,185
2. Annuity considerations.....					0
3. Deposit-type contract funds.....		XXX		XXX	0
4. Other considerations.....					0
5. Totals (Sum of Lines 1 to 4).....	3,185	0	0	0	3,185
DIRECT DIVIDENDS TO POLICYHOLDERS					
Life insurance:					
6.1 Paid in cash or left on deposit.....					0
6.2 Applied to pay renewal premiums.....					0
6.3 Applied to provide paid-up additions or shorten the endowment or premium-paying period.....					0
6.4 Other.....					0
6.5 Totals (Sum of Lines 6.1 to 6.4).....	0	0	0	0	0
Annuities:					
7.1 Paid in cash or left on deposit.....					0
7.2 Applied to provide paid-up annuities.....					0
7.3 Other.....					0
7.4 Totals (Sum of Lines 7.1 to 7.3).....	0	0	0	0	0
8. Grand Totals (Lines 6.5 + 7.4).....	0	0	0	0	0
DIRECT CLAIMS AND BENEFITS PAID					
9. Death benefits.....					0
10. Matured endowments.....					0
11. Annuity benefits.....					0
12. Surrender values and withdrawals for life contracts.....					0
13. Aggregate write-ins for miscellaneous direct claims and benefits paid.....	0	0	0	0	0
14. All other benefits, except accident and health.....					0
15. Totals.....	0	0	0	0	0

DETAILS OF WRITE-INS					
1301. ....					0
1302. ....					0
1303. ....					0
1398. Summary of remaining write-ins for Line 13 from overflow page.....	0	0	0	0	0
1399. Total (Lines 1301 through 1303 plus 1398)(Line 13 above).....	0	0	0	0	0

	Ordinary		Credit Life (Group and Individual)		Group		Industrial		Total	
	1	2	3	4	5	6	7	8	9	10
	No.	Amount	No. of Ind. Pols. & Gr. Certifs.	Amount	No. of Certifs.	Amount	No.	Amount	No.	Amount
DIRECT DEATH BENEFITS AND MATURED ENDOWMENTS INCURRED										
16. Unpaid December 31, prior year.....									0	0
17. Incurred during current year.....									0	0
Settled during current year:										
18.1 By payment in full.....									0	0
18.2 By payment on compromised claims.....									0	0
18.3 Totals paid.....	0	0	0	0	0	0	0	0	0	0
18.4 Reduction by compromise.....									0	0
18.5 Amount rejected.....									0	0
18.6 Total settlements.....	0	0	0	0	0	0	0	0	0	0
19. Unpaid Dec. 31, current year (Lines 16 + 17 - 18.6).....	0	0	0	0	0	0	0	0	0	0
POLICY EXHIBIT					No. of Pol.					
20. In force December 31, prior year.....	11	1,593,637		(a).....					11	1,593,637
21. Issued during year.....									0	0
22. Other changes to in force (Net).....	(2)	495,000							(2)	495,000
23. In force December 31 of current year.....	9	2,088,637	0	(a).....0	0	0	0	0	9	2,088,637

(a) Includes Individual Credit Life Insurance, prior year \$.....0 current year \$.....0.  
Includes Group Credit Life Insurance Loans less than or equal to 60 months at issue, prior year \$.....0 current year \$.....0.  
Loans greater than 60 months at issue BUT NOT GREATER THAN 120 MONTHS, prior year \$.....0 current year \$.....0.

ACCIDENT AND HEALTH INSURANCE

	1	2	3	4	5
	Direct Premiums	Direct Premiums Earned	Dividends Paid Or Credited on Direct Business	Direct Losses Paid	Direct Losses Incurred
24. Group policies (b).....					
24.1 Federal Employee Health Benefits Plan premium (b).....					
24.2 Credit (group and individual).....					
24.3 Collectively renewable policies (b).....					
24.4 Medicare Title XVIII exempt from state taxes or fees.....					
Other Individual Policies:					
25.1 Non-cancelable (b).....					
25.2 Guaranteed renewable (b).....					
25.3 Non-renewable for stated reasons only (b).....					
25.4 Other accident only.....					
25.5 All other (b).....					
25.6 Totals (Sum of Lines 25.1 to 25.5).....	0	0	0	0	0
26. Totals (Lines 24 + 24.1 + 24.2 + 24.3 + 24.4 + 25.6).....	0	0	0	0	0

(b) For health business on indicated lines report: Number of persons insured under PPO managed products.....0 and number of persons insured under indemnity only products.....0.



HARLEYSVILLE LIFE INSURANCE COMPANY



DIRECT BUSINESS IN THE STATE OF MASSACHUSETTS DURING THE YEAR  
NAIC Group Code....0140 NAIC Company Code....64327

LIFE INSURANCE

	1	2	3	4	5
	Ordinary	Credit Life (Group and Individual)	Group	Industrial	Total
DIRECT PREMIUMS AND ANNUITY CONSIDERATIONS					
1. Life insurance.....	1,601,373				1,601,373
2. Annuity considerations.....	137,695				137,695
3. Deposit-type contract funds.....		XXX		XXX	0
4. Other considerations.....					0
5. Totals (Sum of Lines 1 to 4).....	1,739,068	0	0	0	1,739,068
DIRECT DIVIDENDS TO POLICYHOLDERS					
Life insurance:					
6.1 Paid in cash or left on deposit.....					0
6.2 Applied to pay renewal premiums.....					0
6.3 Applied to provide paid-up additions or shorten the endowment or premium-paying period.....					0
6.4 Other.....					0
6.5 Totals (Sum of Lines 6.1 to 6.4).....	0	0	0	0	0
Annuities:					
7.1 Paid in cash or left on deposit.....					0
7.2 Applied to provide paid-up annuities.....					0
7.3 Other.....					0
7.4 Totals (Sum of Lines 7.1 to 7.3).....	0	0	0	0	0
8. Grand Totals (Lines 6.5 + 7.4).....	0	0	0	0	0
DIRECT CLAIMS AND BENEFITS PAID					
9. Death benefits.....	501,422				501,422
10. Matured endowments.....					0
11. Annuity benefits.....	698,849		49,465		748,314
12. Surrender values and withdrawals for life contracts.....	1,170,906				1,170,906
13. Aggregate write-ins for miscellaneous direct claims and benefits paid.....	0	0	0	0	0
14. All other benefits, except accident and health.....	2,178		1,559		3,737
15. Totals.....	2,373,355	0	51,024	0	2,424,379

DETAILS OF WRITE-INS					
1301. ....					0
1302. ....					0
1303. ....					0
1398. Summary of remaining write-ins for Line 13 from overflow page.....	0	0	0	0	0
1399. Total (Lines 1301 through 1303 plus 1398)(Line 13 above).....	0	0	0	0	0

	Ordinary		Credit Life (Group and Individual)		Group		Industrial		Total	
	1	2	3	4	5	6	7	8	9	10
	No.	Amount	No. of Ind. Pols. & Gr. Certifs.	Amount	No. of Certifs.	Amount	No.	Amount	No.	Amount
DIRECT DEATH BENEFITS AND MATURED ENDOWMENTS INCURRED										
16. Unpaid December 31, prior year.....					2	12,367			2	12,367
17. Incurred during current year.....	6	499,422				47			6	499,469
Settled during current year:										
18.1 By payment in full.....	4	419,218							4	419,218
18.2 By payment on compromised claims.....									0	0
18.3 Totals paid.....	4	419,218	0	0	0	0	0	0	4	419,218
18.4 Reduction by compromise.....									0	0
18.5 Amount rejected.....									0	0
18.6 Total settlements.....	4	419,218	0	0	0	0	0	0	4	419,218
19. Unpaid Dec. 31, current year (Lines 16 + 17 - 18.6).....	2	80,204	0	0	2	12,414	0	0	4	92,619
POLICY EXHIBIT					No. of Pol.					
20. In force December 31, prior year.....	2,047	670,533,112		(a).....					2,047	670,533,112
21. Issued during year.....									0	0
22. Other changes to in force (Net).....	(84)	(26,721,633)							(84)	(26,721,633)
23. In force December 31 of current year.....	1,963	643,811,479	0	(a).....0	0	0	0	0	1,963	643,811,479

(a) Includes Individual Credit Life Insurance, prior year \$.....0 current year \$.....0.  
Includes Group Credit Life Insurance Loans less than or equal to 60 months at issue, prior year \$.....0 current year \$.....0.  
Loans greater than 60 months at issue BUT NOT GREATER THAN 120 MONTHS, prior year \$.....0 current year \$.....0.

ACCIDENT AND HEALTH INSURANCE

	1	2	3	4	5
	Direct Premiums	Direct Premiums Earned	Dividends Paid Or Credited on Direct Business	Direct Losses Paid	Direct Losses Incurred
24. Group policies (b).....				129,556	129,556
24.1 Federal Employee Health Benefits Plan premium (b).....					
24.2 Credit (group and individual).....					
24.3 Collectively renewable policies (b).....					
24.4 Medicare Title XVIII exempt from state taxes or fees.....					
Other Individual Policies:					
25.1 Non-cancelable (b).....					
25.2 Guaranteed renewable (b).....	514	514			
25.3 Non-renewable for stated reasons only (b).....					
25.4 Other accident only.....					
25.5 All other (b).....					
25.6 Totals (Sum of Lines 25.1 to 25.5).....	514	514	0	0	0
26. Totals (Lines 24 + 24.1 + 24.2 + 24.3 + 24.4 + 25.6).....	514	514	0	129,556	129,556

(b) For health business on indicated lines report: Number of persons insured under PPO managed products.....0 and number of persons insured under indemnity only products.....0.

HARLEYSVILLE LIFE INSURANCE COMPANY



DIRECT BUSINESS IN THE STATE OF MARYLAND DURING THE YEAR

NAIC Group Code....0140

NAIC Company Code....64327

LIFE INSURANCE

	1	2	3	4	5
	Ordinary	Credit Life (Group and Individual)	Group	Industrial	Total
DIRECT PREMIUMS AND ANNUITY CONSIDERATIONS					
1. Life insurance.....	1,257,998				1,257,998
2. Annuity considerations.....	96,913				96,913
3. Deposit-type contract funds.....		XXX		XXX	0
4. Other considerations.....					0
5. Totals (Sum of Lines 1 to 4).....	1,354,911	0	0	0	1,354,911
DIRECT DIVIDENDS TO POLICYHOLDERS					
Life insurance:					
6.1 Paid in cash or left on deposit.....					0
6.2 Applied to pay renewal premiums.....					0
6.3 Applied to provide paid-up additions or shorten the endowment or premium-paying period.....					0
6.4 Other.....					0
6.5 Totals (Sum of Lines 6.1 to 6.4).....	0	0	0	0	0
Annuities:					
7.1 Paid in cash or left on deposit.....					0
7.2 Applied to provide paid-up annuities.....					0
7.3 Other.....					0
7.4 Totals (Sum of Lines 7.1 to 7.3).....	0	0	0	0	0
8. Grand Totals (Lines 6.5 + 7.4).....	0	0	0	0	0
DIRECT CLAIMS AND BENEFITS PAID					
9. Death benefits.....	2,609,937		6,500		2,616,437
10. Matured endowments.....					0
11. Annuity benefits.....	18,583		52,785		71,368
12. Surrender values and withdrawals for life contracts.....	632,918				632,918
13. Aggregate write-ins for miscellaneous direct claims and benefits paid.....	0	0	0	0	0
14. All other benefits, except accident and health.....	1,320		1,085		2,405
15. Totals.....	3,262,758	0	60,370	0	3,323,128

DETAILS OF WRITE-INS					
1301. ....					0
1302. ....					0
1303. ....					0
1398. Summary of remaining write-ins for Line 13 from overflow page.....	0	0	0	0	0
1399. Total (Lines 1301 through 1303 plus 1398)(Line 13 above).....	0	0	0	0	0

	Ordinary		Credit Life (Group and Individual)		Group		Industrial		Total	
	1	2	3	4	5	6	7	8	9	10
	No.	Amount	No. of Ind. Pols. & Gr. Certifs.	Amount	No. of Certifs.	Amount	No.	Amount	No.	Amount
DIRECT DEATH BENEFITS AND MATURED ENDOWMENTS INCURRED										
16. Unpaid December 31, prior year.....	2	94,683			3	77,572			5	172,255
17. Incurred during current year.....	18	2,509,814				1,071			18	2,510,885
Settled during current year:										
18.1 By payment in full.....	17	2,545,385							17	2,545,385
18.2 By payment on compromised claims.....									0	0
18.3 Totals paid.....	17	2,545,385	0	0	0	0	0	0	17	2,545,385
18.4 Reduction by compromise.....									0	0
18.5 Amount rejected.....									0	0
18.6 Total settlements.....	17	2,545,385	0	0	0	0	0	0	17	2,545,385
19. Unpaid Dec. 31, current year (Lines 16 + 17 - 18.6).....	3	59,112	0	0	3	78,643	0	0	6	137,756
POLICY EXHIBIT					No. of Pol.					
20. In force December 31, prior year.....	1,674	377,805,894		(a).....					1,674	377,805,894
21. Issued during year.....									0	0
22. Other changes to in force (Net).....	(106)	(17,823,968)							(106)	(17,823,968)
23. In force December 31 of current year.....	1,568	359,981,926	0	(a).....0	0	0	0	0	1,568	359,981,926

(a) Includes Individual Credit Life Insurance, prior year \$.....0 current year \$.....0.  
Includes Group Credit Life Insurance Loans less than or equal to 60 months at issue, prior year \$.....0 current year \$.....0.  
Loans greater than 60 months at issue BUT NOT GREATER THAN 120 MONTHS, prior year \$.....0 current year \$.....0.

ACCIDENT AND HEALTH INSURANCE

	1	2	3	4	5
	Direct Premiums	Direct Premiums Earned	Dividends Paid Or Credited on Direct Business	Direct Losses Paid	Direct Losses Incurred
24. Group policies (b).....				112,723	112,723
24.1 Federal Employee Health Benefits Plan premium (b).....					
24.2 Credit (group and individual).....					
24.3 Collectively renewable policies (b).....					
24.4 Medicare Title XVIII exempt from state taxes or fees.....					
Other Individual Policies:					
25.1 Non-cancelable (b).....					
25.2 Guaranteed renewable (b).....	589	589			
25.3 Non-renewable for stated reasons only (b).....					
25.4 Other accident only.....					
25.5 All other (b).....					
25.6 Totals (Sum of Lines 25.1 to 25.5).....	589	589	0	0	0
26. Totals (Lines 24 + 24.1 + 24.2 + 24.3 + 24.4 + 25.6).....	589	589	0	112,723	112,723

(b) For health business on indicated lines report: Number of persons insured under PPO managed products.....0 and number of persons insured under indemnity only products.....0.

HARLEYSVILLE LIFE INSURANCE COMPANY



DIRECT BUSINESS IN THE STATE OF MAINE DURING THE YEAR  
NAIC Group Code....0140 NAIC Company Code....64327

LIFE INSURANCE

	1	2	3	4	5
	Ordinary	Credit Life (Group and Individual)	Group	Industrial	Total
DIRECT PREMIUMS AND ANNUITY CONSIDERATIONS					
1. Life insurance.....	32,479				32,479
2. Annuity considerations.....					0
3. Deposit-type contract funds.....		XXX		XXX	0
4. Other considerations.....					0
5. Totals (Sum of Lines 1 to 4).....	32,479	0	0	0	32,479
DIRECT DIVIDENDS TO POLICYHOLDERS					
Life insurance:					
6.1 Paid in cash or left on deposit.....					0
6.2 Applied to pay renewal premiums.....					0
6.3 Applied to provide paid-up additions or shorten the endowment or premium-paying period.....					0
6.4 Other.....					0
6.5 Totals (Sum of Lines 6.1 to 6.4).....	0	0	0	0	0
Annuities:					
7.1 Paid in cash or left on deposit.....					0
7.2 Applied to provide paid-up annuities.....					0
7.3 Other.....					0
7.4 Totals (Sum of Lines 7.1 to 7.3).....	0	0	0	0	0
8. Grand Totals (Lines 6.5 + 7.4).....	0	0	0	0	0
DIRECT CLAIMS AND BENEFITS PAID					
9. Death benefits.....	100,000				100,000
10. Matured endowments.....					0
11. Annuity benefits.....			4,978		4,978
12. Surrender values and withdrawals for life contracts.....	9,900				9,900
13. Aggregate write-ins for miscellaneous direct claims and benefits paid.....	0	0	0	0	0
14. All other benefits, except accident and health.....					0
15. Totals.....	109,900	0	4,978	0	114,878

DETAILS OF WRITE-INS					
1301. ....					0
1302. ....					0
1303. ....					0
1398. Summary of remaining write-ins for Line 13 from overflow page.....	0	0	0	0	0
1399. Total (Lines 1301 through 1303 plus 1398)(Line 13 above).....	0	0	0	0	0

	Ordinary		Credit Life (Group and Individual)		Group		Industrial		Total	
	1	2	3	4	5	6	7	8	9	10
	No.	Amount	No. of Ind. Pols. & Gr. Certifs.	Amount	No. of Certifs.	Amount	No.	Amount	No.	Amount
DIRECT DEATH BENEFITS AND MATURED ENDOWMENTS INCURRED										
16. Unpaid December 31, prior year.....									0	0
17. Incurred during current year.....	1	100,000							1	100,000
Settled during current year:										
18.1 By payment in full.....									0	0
18.2 By payment on compromised claims.....									0	0
18.3 Totals paid.....	0	0	0	0	0	0	0	0	0	0
18.4 Reduction by compromise.....									0	0
18.5 Amount rejected.....									0	0
18.6 Total settlements.....	0	0	0	0	0	0	0	0	0	0
19. Unpaid Dec. 31, current year (Lines 16 + 17 - 18.6).....	1	100,000	0	0	0	0	0	0	1	100,000
POLICY EXHIBIT					No. of Pol.					
20. In force December 31, prior year.....	39	10,903,889		(a).....					39	10,903,889
21. Issued during year.....									0	0
22. Other changes to in force (Net).....	2	155,000							2	155,000
23. In force December 31 of current year.....	41	11,058,889	0	(a).....0	0	0	0	0	41	11,058,889

(a) Includes Individual Credit Life Insurance, prior year \$.....0 current year \$.....0.  
Includes Group Credit Life Insurance Loans less than or equal to 60 months at issue, prior year \$.....0 current year \$.....0.  
Loans greater than 60 months at issue BUT NOT GREATER THAN 120 MONTHS, prior year \$.....0 current year \$.....0.

ACCIDENT AND HEALTH INSURANCE

	1	2	3	4	5
	Direct Premiums	Direct Premiums Earned	Dividends Paid Or Credited on Direct Business	Direct Losses Paid	Direct Losses Incurred
24. Group policies (b).....					
24.1 Federal Employee Health Benefits Plan premium (b).....					
24.2 Credit (group and individual).....					
24.3 Collectively renewable policies (b).....					
24.4 Medicare Title XVIII exempt from state taxes or fees.....					
Other Individual Policies:					
25.1 Non-cancelable (b).....					
25.2 Guaranteed renewable (b).....					
25.3 Non-renewable for stated reasons only (b).....					
25.4 Other accident only.....					
25.5 All other (b).....					
25.6 Totals (Sum of Lines 25.1 to 25.5).....	0	0	0	0	0
26. Totals (Lines 24 + 24.1 + 24.2 + 24.3 + 24.4 + 25.6).....	0	0	0	0	0

(b) For health business on indicated lines report: Number of persons insured under PPO managed products....0 and number of persons insured under indemnity only products....0.

HARLEYSVILLE LIFE INSURANCE COMPANY



DIRECT BUSINESS IN THE STATE OF MICHIGAN DURING THE YEAR  
NAIC Group Code....0140 NAIC Company Code....64327

LIFE INSURANCE

	1	2	3	4	5
	Ordinary	Credit Life (Group and Individual)	Group	Industrial	Total
DIRECT PREMIUMS AND ANNUITY CONSIDERATIONS					
1. Life insurance.....	1,731,194				1,731,194
2. Annuity considerations.....	6,976				6,976
3. Deposit-type contract funds.....		XXX		XXX	0
4. Other considerations.....					0
5. Totals (Sum of Lines 1 to 4).....	1,738,170	0	0	0	1,738,170
DIRECT DIVIDENDS TO POLICYHOLDERS					
Life insurance:					
6.1 Paid in cash or left on deposit.....					0
6.2 Applied to pay renewal premiums.....					0
6.3 Applied to provide paid-up additions or shorten the endowment or premium-paying period.....					0
6.4 Other.....					0
6.5 Totals (Sum of Lines 6.1 to 6.4).....	0	0	0	0	0
Annuities:					
7.1 Paid in cash or left on deposit.....					0
7.2 Applied to provide paid-up annuities.....					0
7.3 Other.....					0
7.4 Totals (Sum of Lines 7.1 to 7.3).....	0	0	0	0	0
8. Grand Totals (Lines 6.5 + 7.4).....	0	0	0	0	0
DIRECT CLAIMS AND BENEFITS PAID					
9. Death benefits.....	1,130,000		25,000		1,155,000
10. Matured endowments.....					0
11. Annuity benefits.....					0
12. Surrender values and withdrawals for life contracts.....	18,443				18,443
13. Aggregate write-ins for miscellaneous direct claims and benefits paid.....	0	0	0	0	0
14. All other benefits, except accident and health.....			4,513		4,513
15. Totals.....	1,148,443	0	29,513	0	1,177,956

DETAILS OF WRITE-INS					
1301. ....					0
1302. ....					0
1303. ....					0
1398. Summary of remaining write-ins for Line 13 from overflow page.....	0	0	0	0	0
1399. Total (Lines 1301 through 1303 plus 1398)(Line 13 above).....	0	0	0	0	0

	Ordinary		Credit Life (Group and Individual)		Group		Industrial		Total	
	1	2	3	4	5	6	7	8	9	10
	No.	Amount	No. of Ind. Pols. & Gr. Certifs.	Amount	No. of Certifs.	Amount	No.	Amount	No.	Amount
DIRECT DEATH BENEFITS AND MATURED ENDOWMENTS INCURRED										
16. Unpaid December 31, prior year.....					1	15,000			1	15,000
17. Incurred during current year.....	10	1,130,000			1	25,000			11	1,155,000
Settled during current year:										
18.1 By payment in full.....	9	1,030,000			1	25,000			10	1,055,000
18.2 By payment on compromised claims.....									0	0
18.3 Totals paid.....	9	1,030,000	0	0	1	25,000	0	0	10	1,055,000
18.4 Reduction by compromise.....									0	0
18.5 Amount rejected.....									0	0
18.6 Total settlements.....	9	1,030,000	0	0	1	25,000	0	0	10	1,055,000
19. Unpaid Dec. 31, current year (Lines 16 + 17 - 18.6).....	1	100,000	0	0	1	15,000	0	0	2	115,000
POLICY EXHIBIT					No. of Pol.					
20. In force December 31, prior year.....	2,107	690,467,080		(a).....					2,107	690,467,080
21. Issued during year.....									0	0
22. Other changes to in force (Net).....	(114)	(39,458,463)							(114)	(39,458,463)
23. In force December 31 of current year.....	1,993	651,008,617	0	(a).....0	0	0	0	0	1,993	651,008,617

(a) Includes Individual Credit Life Insurance, prior year \$.....0 current year \$.....0.  
Includes Group Credit Life Insurance Loans less than or equal to 60 months at issue, prior year \$.....0 current year \$.....0.  
Loans greater than 60 months at issue BUT NOT GREATER THAN 120 MONTHS, prior year \$.....0 current year \$.....0.

ACCIDENT AND HEALTH INSURANCE

	1	2	3	4	5
	Direct Premiums	Direct Premiums Earned	Dividends Paid Or Credited on Direct Business	Direct Losses Paid	Direct Losses Incurred
24. Group policies (b).....				270,895	270,895
24.1 Federal Employee Health Benefits Plan premium (b).....					
24.2 Credit (group and individual).....					
24.3 Collectively renewable policies (b).....					
24.4 Medicare Title XVIII exempt from state taxes or fees.....					
Other Individual Policies:					
25.1 Non-cancelable (b).....					
25.2 Guaranteed renewable (b).....	288	288			
25.3 Non-renewable for stated reasons only (b).....					
25.4 Other accident only.....					
25.5 All other (b).....					
25.6 Totals (Sum of Lines 25.1 to 25.5).....	288	288	0	0	0
26. Totals (Lines 24 + 24.1 + 24.2 + 24.3 + 24.4 + 25.6).....	288	288	0	270,895	270,895

(b) For health business on indicated lines report: Number of persons insured under PPO managed products.....0 and number of persons insured under indemnity only products.....0.

HARLEYSVILLE LIFE INSURANCE COMPANY



DIRECT BUSINESS IN THE STATE OF MINNESOTA DURING THE YEAR

NAIC Group Code....0140

NAIC Company Code....64327

LIFE INSURANCE

	1	2	3	4	5
	Ordinary	Credit Life (Group and Individual)	Group	Industrial	Total
DIRECT PREMIUMS AND ANNUITY CONSIDERATIONS					
1. Life insurance.....	718,619				718,619
2. Annuity considerations.....	600				600
3. Deposit-type contract funds.....		XXX		XXX	0
4. Other considerations.....					0
5. Totals (Sum of Lines 1 to 4).....	719,219	0	0	0	719,219
DIRECT DIVIDENDS TO POLICYHOLDERS					
Life insurance:					
6.1 Paid in cash or left on deposit.....					0
6.2 Applied to pay renewal premiums.....					0
6.3 Applied to provide paid-up additions or shorten the endowment or premium-paying period.....					0
6.4 Other.....					0
6.5 Totals (Sum of Lines 6.1 to 6.4).....	0	0	0	0	0
Annuities:					
7.1 Paid in cash or left on deposit.....					0
7.2 Applied to provide paid-up annuities.....					0
7.3 Other.....					0
7.4 Totals (Sum of Lines 7.1 to 7.3).....	0	0	0	0	0
8. Grand Totals (Lines 6.5 + 7.4).....	0	0	0	0	0
DIRECT CLAIMS AND BENEFITS PAID					
9. Death benefits.....	476,523				476,523
10. Matured endowments.....					0
11. Annuity benefits.....					0
12. Surrender values and withdrawals for life contracts.....	114,630				114,630
13. Aggregate write-ins for miscellaneous direct claims and benefits paid.....	0	0	0	0	0
14. All other benefits, except accident and health.....			300		300
15. Totals.....	591,153	0	300	0	591,453

DETAILS OF WRITE-INS					
1301. ....					0
1302. ....					0
1303. ....					0
1398. Summary of remaining write-ins for Line 13 from overflow page.....	0	0	0	0	0
1399. Total (Lines 1301 through 1303 plus 1398)(Line 13 above).....	0	0	0	0	0

	Ordinary		Credit Life (Group and Individual)		Group		Industrial		Total	
	1	2	3	4	5	6	7	8	9	10
	No.	Amount	No. of Ind. Pols. & Gr. Certifs.	Amount	No. of Certifs.	Amount	No.	Amount	No.	Amount
DIRECT DEATH BENEFITS AND MATURED ENDOWMENTS INCURRED										
16. Unpaid December 31, prior year.....									0	0
17. Incurred during current year.....	1	300,674							1	300,674
Settled during current year:										
18.1 By payment in full.....	1	300,674							1	300,674
18.2 By payment on compromised claims.....									0	0
18.3 Totals paid.....	1	300,674	0	0	0	0	0	0	1	300,674
18.4 Reduction by compromise.....									0	0
18.5 Amount rejected.....									0	0
18.6 Total settlements.....	1	300,674	0	0	0	0	0	0	1	300,674
19. Unpaid Dec. 31, current year (Lines 16 + 17 - 18.6).....	0	0	0	0	0	0	0	0	0	0
POLICY EXHIBIT					No. of Pol.					
20. In force December 31, prior year.....	1,067	320,489,579		(a).....					1,067	320,489,579
21. Issued during year.....									0	0
22. Other changes to in force (Net).....	(37)	(9,221,741)							(37)	(9,221,741)
23. In force December 31 of current year.....	1,030	311,267,838	0	(a).....0	0	0	0	0	1,030	311,267,838

(a) Includes Individual Credit Life Insurance, prior year \$.....0 current year \$.....0.  
Includes Group Credit Life Insurance Loans less than or equal to 60 months at issue, prior year \$.....0 current year \$.....0.  
Loans greater than 60 months at issue BUT NOT GREATER THAN 120 MONTHS, prior year \$.....0 current year \$.....0.

ACCIDENT AND HEALTH INSURANCE

	1	2	3	4	5
	Direct Premiums	Direct Premiums Earned	Dividends Paid Or Credited on Direct Business	Direct Losses Paid	Direct Losses Incurred
24. Group policies (b).....				2,943	2,943
24.1 Federal Employee Health Benefits Plan premium (b).....					
24.2 Credit (group and individual).....					
24.3 Collectively renewable policies (b).....					
24.4 Medicare Title XVIII exempt from state taxes or fees.....					
Other Individual Policies:					
25.1 Non-cancelable (b).....					
25.2 Guaranteed renewable (b).....					
25.3 Non-renewable for stated reasons only (b).....					
25.4 Other accident only.....					
25.5 All other (b).....					
25.6 Totals (Sum of Lines 25.1 to 25.5).....	0	0	0	0	0
26. Totals (Lines 24 + 24.1 + 24.2 + 24.3 + 24.4 + 25.6).....	0	0	0	2,943	2,943

(b) For health business on indicated lines report: Number of persons insured under PPO managed products.....0 and number of persons insured under indemnity only products.....0.

HARLEYSVILLE LIFE INSURANCE COMPANY



DIRECT BUSINESS IN THE STATE OF MISSOURI DURING THE YEAR  
NAIC Group Code....0140 NAIC Company Code....64327

LIFE INSURANCE

	1	2	3	4	5
	Ordinary	Credit Life (Group and Individual)	Group	Industrial	Total
DIRECT PREMIUMS AND ANNUITY CONSIDERATIONS					
1. Life insurance.....	14,657				14,657
2. Annuity considerations.....					0
3. Deposit-type contract funds.....		XXX		XXX	0
4. Other considerations.....					0
5. Totals (Sum of Lines 1 to 4).....	14,657	0	0	0	14,657
DIRECT DIVIDENDS TO POLICYHOLDERS					
Life insurance:					
6.1 Paid in cash or left on deposit.....					0
6.2 Applied to pay renewal premiums.....					0
6.3 Applied to provide paid-up additions or shorten the endowment or premium-paying period.....					0
6.4 Other.....					0
6.5 Totals (Sum of Lines 6.1 to 6.4).....	0	0	0	0	0
Annuities:					
7.1 Paid in cash or left on deposit.....					0
7.2 Applied to provide paid-up annuities.....					0
7.3 Other.....					0
7.4 Totals (Sum of Lines 7.1 to 7.3).....	0	0	0	0	0
8. Grand Totals (Lines 6.5 + 7.4).....	0	0	0	0	0
DIRECT CLAIMS AND BENEFITS PAID					
9. Death benefits.....					0
10. Matured endowments.....					0
11. Annuity benefits.....					0
12. Surrender values and withdrawals for life contracts.....	5,930				5,930
13. Aggregate write-ins for miscellaneous direct claims and benefits paid.....	0	0	0	0	0
14. All other benefits, except accident and health.....					0
15. Totals.....	5,930	0	0	0	5,930

DETAILS OF WRITE-INS					
1301. ....					0
1302. ....					0
1303. ....					0
1398. Summary of remaining write-ins for Line 13 from overflow page.....	0	0	0	0	0
1399. Total (Lines 1301 through 1303 plus 1398)(Line 13 above).....	0	0	0	0	0

	Ordinary		Credit Life (Group and Individual)		Group		Industrial		Total	
	1	2	3	4	5	6	7	8	9	10
	No.	Amount	No. of Ind. Pols. & Gr. Certifs.	Amount	No. of Certifs.	Amount	No.	Amount	No.	Amount
DIRECT DEATH BENEFITS AND MATURED ENDOWMENTS INCURRED										
16. Unpaid December 31, prior year.....									0	0
17. Incurred during current year.....									0	0
Settled during current year:										
18.1 By payment in full.....									0	0
18.2 By payment on compromised claims.....									0	0
18.3 Totals paid.....	0	0	0	0	0	0	0	0	0	0
18.4 Reduction by compromise.....									0	0
18.5 Amount rejected.....									0	0
18.6 Total settlements.....	0	0	0	0	0	0	0	0	0	0
19. Unpaid Dec. 31, current year (Lines 16 + 17 - 18.6).....	0	0	0	0	0	0	0	0	0	0
POLICY EXHIBIT					No. of Pol.					
20. In force December 31, prior year.....	18	2,514,012		(a).....					18	2,514,012
21. Issued during year.....									0	0
22. Other changes to in force (Net).....	(2)	(381,059)							(2)	(381,059)
23. In force December 31 of current year.....	16	2,132,953	0	(a).....0	0	0	0	0	16	2,132,953

(a) Includes Individual Credit Life Insurance, prior year \$.....0 current year \$.....0.  
Includes Group Credit Life Insurance Loans less than or equal to 60 months at issue, prior year \$.....0 current year \$.....0.  
Loans greater than 60 months at issue BUT NOT GREATER THAN 120 MONTHS, prior year \$.....0 current year \$.....0.

ACCIDENT AND HEALTH INSURANCE

	1	2	3	4	5
	Direct Premiums	Direct Premiums Earned	Dividends Paid Or Credited on Direct Business	Direct Losses Paid	Direct Losses Incurred
24. Group policies (b).....					
24.1 Federal Employee Health Benefits Plan premium (b).....					
24.2 Credit (group and individual).....					
24.3 Collectively renewable policies (b).....					
24.4 Medicare Title XVIII exempt from state taxes or fees.....					
Other Individual Policies:					
25.1 Non-cancelable (b).....					
25.2 Guaranteed renewable (b).....					
25.3 Non-renewable for stated reasons only (b).....					
25.4 Other accident only.....					
25.5 All other (b).....					
25.6 Totals (Sum of Lines 25.1 to 25.5).....	0	0	0	0	0
26. Totals (Lines 24 + 24.1 + 24.2 + 24.3 + 24.4 + 25.6).....	0	0	0	0	0

(b) For health business on indicated lines report: Number of persons insured under PPO managed products.....0 and number of persons insured under indemnity only products.....0.

HARLEYSVILLE LIFE INSURANCE COMPANY



\* 6 4 3 2 7 2 0 1 7 4 3 0 5 6 1 0 0 \*

DIRECT BUSINESS IN THE STATE OF NORTHERN MARIANA ISLANDS DURING THE YEAR  
NAIC Group Code....0140 NAIC Company Code....64327

LIFE INSURANCE

	1	2	3	4	5
	Ordinary	Credit Life (Group and Individual)	Group	Industrial	Total
DIRECT PREMIUMS AND ANNUITY CONSIDERATIONS					
1. Life insurance.....					0
2. Annuity considerations.....					0
3. Deposit-type contract funds.....		XXX		XXX	0
4. Other considerations.....					0
5. Totals (Sum of Lines 1 to 4).....	0	0	0	0	0
DIRECT DIVIDENDS TO POLICYHOLDERS					
Life insurance:					
6.1 Paid in cash or left on deposit.....					0
6.2 Applied to pay renewal premiums.....					0
6.3 Applied to provide paid-up additions or shorten the endowment or premium-paying period.....					0
6.4 Other.....					0
6.5 Totals (Sum of Lines 6.1 to 6.4).....	0	0	0	0	0
Annuities:					
7.1 Paid in cash or left on deposit.....					0
7.2 Applied to provide paid-up annuities.....					0
7.3 Other.....					0
7.4 Totals (Sum of Lines 7.1 to 7.3).....	0	0	0	0	0
8. Grand Totals (Lines 6.5 + 7.4).....	0	0	0	0	0
DIRECT CLAIMS AND BENEFITS PAID					
9. Death benefits.....					0
10. Matured endowments.....					0
11. Annuity benefits.....					0
12. Surrender values and withdrawals for life contracts.....					0
13. Aggregate write-ins for miscellaneous direct claims and benefits paid.....	0	0	0	0	0
14. All other benefits, except accident and health.....					0
15. Totals.....	0	0	0	0	0

NONE

DETAILS OF WRITE-INS					
1301. ....					0
1302. ....					0
1303. ....					0
1398. Summary of remaining write-ins for Line 13 from overflow page.....	0	0	0	0	0
1399. Total (Lines 1301 through 1303 plus 1398)(Line 13 above).....	0	0	0	0	0

	Ordinary		Credit Life (Group and Individual)		Group		Industrial		Total	
	1	2	3	4	5	6	7	8	9	10
	No.	Amount	No. of Ind. Pols. & Gr. Certifs.	Amount	No. of Certifs.	Amount	No.	Amount	No.	Amount
DIRECT DEATH BENEFITS AND MATURED ENDOWMENTS INCURRED										
16. Unpaid December 31, prior year.....									0	0
17. Incurred during current year.....									0	0
Settled during current year:										
18.1 By payment in full.....									0	0
18.2 By payment on compromised claims.....									0	0
18.3 Totals paid.....	0	0	0	0	0	0	0	0	0	0
18.4 Reduction by compromise.....									0	0
18.5 Amount rejected.....									0	0
18.6 Total settlements.....	0	0	0	0	0	0	0	0	0	0
19. Unpaid Dec. 31, current year (Lines 16 + 17 - 18.6).....	0	0	0	0	0	0	0	0	0	0
POLICY EXHIBIT					No. of Pol.					
20. In force December 31, prior year.....				(a).....					0	0
21. Issued during year.....									0	0
22. Other changes to in force (Net).....									0	0
23. In force December 31 of current year.....	0	0	0	(a).....0	0	0	0	0	0	0

NONE

(a) Includes Individual Credit Life Insurance, prior year \$.....0 current year \$.....0.  
Includes Group Credit Life Insurance Loans less than or equal to 60 months at issue, prior year \$.....0 current year \$.....0.  
Loans greater than 60 months at issue BUT NOT GREATER THAN 120 MONTHS, prior year \$.....0 current year \$.....0.

ACCIDENT AND HEALTH INSURANCE

	1	2	3	4	5
	Direct Premiums	Direct Premiums Earned	Dividends Paid Or Credited on Direct Business	Direct Losses Paid	Direct Losses Incurred
24. Group policies (b).....					
24.1 Federal Employee Health Benefits Plan premium (b).....					
24.2 Credit (group and individual).....					
24.3 Collectively renewable policies (b).....					
24.4 Medicare Title XVIII exempt from state taxes or fees.....					
Other Individual Policies:					
25.1 Non-cancelable (b).....					
25.2 Guaranteed renewable (b).....					
25.3 Non-renewable for stated reasons only (b).....					
25.4 Other accident only.....					
25.5 All other (b).....					
25.6 Totals (Sum of Lines 25.1 to 25.5).....	0	0	0	0	0
26. Totals (Lines 24 + 24.1 + 24.2 + 24.3 + 24.4 + 25.6).....	0	0	0	0	0

NONE

(b) For health business on indicated lines report: Number of persons insured under PPO managed products.....0 and number of persons insured under indemnity only products.....0.

HARLEYSVILLE LIFE INSURANCE COMPANY



DIRECT BUSINESS IN THE STATE OF MISSISSIPPI DURING THE YEAR

NAIC Group Code....0140

NAIC Company Code....64327

LIFE INSURANCE

	1	2	3	4	5
	Ordinary	Credit Life (Group and Individual)	Group	Industrial	Total
DIRECT PREMIUMS AND ANNUITY CONSIDERATIONS					
1. Life insurance.....	8,426				8,426
2. Annuity considerations.....					0
3. Deposit-type contract funds.....		XXX		XXX	0
4. Other considerations.....					0
5. Totals (Sum of Lines 1 to 4).....	8,426	0	0	0	8,426
DIRECT DIVIDENDS TO POLICYHOLDERS					
Life insurance:					
6.1 Paid in cash or left on deposit.....					0
6.2 Applied to pay renewal premiums.....					0
6.3 Applied to provide paid-up additions or shorten the endowment or premium-paying period.....					0
6.4 Other.....					0
6.5 Totals (Sum of Lines 6.1 to 6.4).....	0	0	0	0	0
Annuities:					
7.1 Paid in cash or left on deposit.....					0
7.2 Applied to provide paid-up annuities.....					0
7.3 Other.....					0
7.4 Totals (Sum of Lines 7.1 to 7.3).....	0	0	0	0	0
8. Grand Totals (Lines 6.5 + 7.4).....	0	0	0	0	0
DIRECT CLAIMS AND BENEFITS PAID					
9. Death benefits.....					0
10. Matured endowments.....					0
11. Annuity benefits.....					0
12. Surrender values and withdrawals for life contracts.....					0
13. Aggregate write-ins for miscellaneous direct claims and benefits paid.....	0	0	0	0	0
14. All other benefits, except accident and health.....					0
15. Totals.....	0	0	0	0	0

DETAILS OF WRITE-INS					
1301. ....					0
1302. ....					0
1303. ....					0
1398. Summary of remaining write-ins for Line 13 from overflow page.....	0	0	0	0	0
1399. Total (Lines 1301 through 1303 plus 1398)(Line 13 above).....	0	0	0	0	0

	Ordinary		Credit Life (Group and Individual)		Group		Industrial		Total	
	1	2	3	4	5	6	7	8	9	10
	No.	Amount	No. of Ind. Pols. & Gr. Certifs.	Amount	No. of Certifs.	Amount	No.	Amount	No.	Amount
DIRECT DEATH BENEFITS AND MATURED ENDOWMENTS INCURRED										
16. Unpaid December 31, prior year.....									0	0
17. Incurred during current year.....									0	0
Settled during current year:										
18.1 By payment in full.....									0	0
18.2 By payment on compromised claims.....									0	0
18.3 Totals paid.....	0	0	0	0	0	0	0	0	0	0
18.4 Reduction by compromise.....									0	0
18.5 Amount rejected.....									0	0
18.6 Total settlements.....	0	0	0	0	0	0	0	0	0	0
19. Unpaid Dec. 31, current year (Lines 16 + 17 - 18.6).....	0	0	0	0	0	0	0	0	0	0
POLICY EXHIBIT					No. of Pol.					
20. In force December 31, prior year.....	13	7,406,923		(a).....					13	7,406,923
21. Issued during year.....									0	0
22. Other changes to in force (Net).....		661							0	661
23. In force December 31 of current year.....	13	7,407,584	0	(a).....0	0	0	0	0	13	7,407,584

(a) Includes Individual Credit Life Insurance, prior year \$.....0 current year \$.....0.  
Includes Group Credit Life Insurance Loans less than or equal to 60 months at issue, prior year \$.....0 current year \$.....0.  
Loans greater than 60 months at issue BUT NOT GREATER THAN 120 MONTHS, prior year \$.....0 current year \$.....0.

ACCIDENT AND HEALTH INSURANCE

	1	2	3	4	5
	Direct Premiums	Direct Premiums Earned	Dividends Paid Or Credited on Direct Business	Direct Losses Paid	Direct Losses Incurred
24. Group policies (b).....					
24.1 Federal Employee Health Benefits Plan premium (b).....					
24.2 Credit (group and individual).....					
24.3 Collectively renewable policies (b).....					
24.4 Medicare Title XVIII exempt from state taxes or fees.....					
Other Individual Policies:					
25.1 Non-cancelable (b).....					
25.2 Guaranteed renewable (b).....					
25.3 Non-renewable for stated reasons only (b).....					
25.4 Other accident only.....					
25.5 All other (b).....					
25.6 Totals (Sum of Lines 25.1 to 25.5).....	0	0	0	0	0
26. Totals (Lines 24 + 24.1 + 24.2 + 24.3 + 24.4 + 25.6).....	0	0	0	0	0

(b) For health business on indicated lines report: Number of persons insured under PPO managed products....0 and number of persons insured under indemnity only products....0.



HARLEYSVILLE LIFE INSURANCE COMPANY



DIRECT BUSINESS IN THE STATE OF MONTANA DURING THE YEAR

NAIC Group Code....0140

NAIC Company Code....64327

LIFE INSURANCE

	1	2	3	4	5
	Ordinary	Credit Life (Group and Individual)	Group	Industrial	Total
DIRECT PREMIUMS AND ANNUITY CONSIDERATIONS					
1. Life insurance.....	3,276				3,276
2. Annuity considerations.....					0
3. Deposit-type contract funds.....		XXX		XXX	0
4. Other considerations.....					0
5. Totals (Sum of Lines 1 to 4).....	3,276	0	0	0	3,276
DIRECT DIVIDENDS TO POLICYHOLDERS					
Life insurance:					
6.1 Paid in cash or left on deposit.....					0
6.2 Applied to pay renewal premiums.....					0
6.3 Applied to provide paid-up additions or shorten the endowment or premium-paying period.....					0
6.4 Other.....					0
6.5 Totals (Sum of Lines 6.1 to 6.4).....	0	0	0	0	0
Annuities:					
7.1 Paid in cash or left on deposit.....					0
7.2 Applied to provide paid-up annuities.....					0
7.3 Other.....					0
7.4 Totals (Sum of Lines 7.1 to 7.3).....	0	0	0	0	0
8. Grand Totals (Lines 6.5 + 7.4).....	0	0	0	0	0
DIRECT CLAIMS AND BENEFITS PAID					
9. Death benefits.....					0
10. Matured endowments.....					0
11. Annuity benefits.....					0
12. Surrender values and withdrawals for life contracts.....	8,091				8,091
13. Aggregate write-ins for miscellaneous direct claims and benefits paid.....	0	0	0	0	0
14. All other benefits, except accident and health.....					0
15. Totals.....	8,091	0	0	0	8,091

DETAILS OF WRITE-INS					
1301. ....					0
1302. ....					0
1303. ....					0
1398. Summary of remaining write-ins for Line 13 from overflow page.....	0	0	0	0	0
1399. Total (Lines 1301 through 1303 plus 1398)(Line 13 above).....	0	0	0	0	0

	Ordinary		Credit Life (Group and Individual)		Group		Industrial		Total	
	1	2	3	4	5	6	7	8	9	10
	No.	Amount	No. of Ind. Pols. & Gr. Certifs.	Amount	No. of Certifs.	Amount	No.	Amount	No.	Amount
DIRECT DEATH BENEFITS AND MATURED ENDOWMENTS INCURRED										
16. Unpaid December 31, prior year.....									0	0
17. Incurred during current year.....									0	0
Settled during current year:										
18.1 By payment in full.....									0	0
18.2 By payment on compromised claims.....									0	0
18.3 Totals paid.....	0	0	0	0	0	0	0	0	0	0
18.4 Reduction by compromise.....									0	0
18.5 Amount rejected.....									0	0
18.6 Total settlements.....	0	0	0	0	0	0	0	0	0	0
19. Unpaid Dec. 31, current year (Lines 16 + 17 - 18.6).....	0	0	0	0	0	0	0	0	0	0
POLICY EXHIBIT					No. of Pol.					
20. In force December 31, prior year.....	10	1,217,912	(a).....						10	1,217,912
21. Issued during year.....									0	0
22. Other changes to in force (Net).....	(1)	(107,912)							(1)	(107,912)
23. In force December 31 of current year.....	9	1,110,000	(a).....	0	0	0	0	0	9	1,110,000

(a) Includes Individual Credit Life Insurance, prior year \$.....0 current year \$.....0.  
Includes Group Credit Life Insurance Loans less than or equal to 60 months at issue, prior year \$.....0 current year \$.....0.  
Loans greater than 60 months at issue BUT NOT GREATER THAN 120 MONTHS, prior year \$.....0 current year \$.....0.

ACCIDENT AND HEALTH INSURANCE

	1	2	3	4	5
	Direct Premiums	Direct Premiums Earned	Dividends Paid Or Credited on Direct Business	Direct Losses Paid	Direct Losses Incurred
24. Group policies (b).....					
24.1 Federal Employee Health Benefits Plan premium (b).....					
24.2 Credit (group and individual).....					
24.3 Collectively renewable policies (b).....					
24.4 Medicare Title XVIII exempt from state taxes or fees.....					
Other Individual Policies:					
25.1 Non-cancelable (b).....					
25.2 Guaranteed renewable (b).....					
25.3 Non-renewable for stated reasons only (b).....					
25.4 Other accident only.....					
25.5 All other (b).....					
25.6 Totals (Sum of Lines 25.1 to 25.5).....	0	0	0	0	0
26. Totals (Lines 24 + 24.1 + 24.2 + 24.3 + 24.4 + 25.6).....	0	0	0	0	0

(b) For health business on indicated lines report: Number of persons insured under PPO managed products.....0 and number of persons insured under indemnity only products.....0.

HARLEYSVILLE LIFE INSURANCE COMPANY



DIRECT BUSINESS IN THE STATE OF NORTH CAROLINA DURING THE YEAR  
NAIC Group Code.....0140 NAIC Company Code.....64327

LIFE INSURANCE

	1	2	3	4	5
	Ordinary	Credit Life (Group and Individual)	Group	Industrial	Total
DIRECT PREMIUMS AND ANNUITY CONSIDERATIONS					
1. Life insurance.....	1,298,153				1,298,153
2. Annuity considerations.....	39,152				39,152
3. Deposit-type contract funds.....		XXX		XXX	0
4. Other considerations.....					0
5. Totals (Sum of Lines 1 to 4).....	1,337,305	0	0	0	1,337,305
DIRECT DIVIDENDS TO POLICYHOLDERS					
Life insurance:					
6.1 Paid in cash or left on deposit.....					0
6.2 Applied to pay renewal premiums.....					0
6.3 Applied to provide paid-up additions or shorten the endowment or premium-paying period.....					0
6.4 Other.....					0
6.5 Totals (Sum of Lines 6.1 to 6.4).....	0	0	0	0	0
Annuities:					
7.1 Paid in cash or left on deposit.....					0
7.2 Applied to provide paid-up annuities.....					0
7.3 Other.....					0
7.4 Totals (Sum of Lines 7.1 to 7.3).....	0	0	0	0	0
8. Grand Totals (Lines 6.5 + 7.4).....	0	0	0	0	0
DIRECT CLAIMS AND BENEFITS PAID					
9. Death benefits.....	1,721,193		86,818		1,808,011
10. Matured endowments.....					0
11. Annuity benefits.....	55,366		66,321		121,687
12. Surrender values and withdrawals for life contracts.....	643,827				643,827
13. Aggregate write-ins for miscellaneous direct claims and benefits paid.....	0	0	0	0	0
14. All other benefits, except accident and health.....	5,683		15,562		21,245
15. Totals.....	2,426,069	0	168,701	0	2,594,770

DETAILS OF WRITE-INS					
1301. ....					0
1302. ....					0
1303. ....					0
1398. Summary of remaining write-ins for Line 13 from overflow page.....	0	0	0	0	0
1399. Total (Lines 1301 through 1303 plus 1398)(Line 13 above).....	0	0	0	0	0

	Ordinary		Credit Life (Group and Individual)		Group		Industrial		Total	
	1	2	3	4	5	6	7	8	9	10
	No.	Amount	No. of Ind. Pols. & Gr. Certifs.	Amount	No. of Certifs.	Amount	No.	Amount	No.	Amount
DIRECT DEATH BENEFITS AND MATURED ENDOWMENTS INCURRED										
16. Unpaid December 31, prior year.....	1	5,001			5	126,439			6	131,440
17. Incurred during current year.....	30	1,821,316				2,329			30	1,823,645
Settled during current year:										
18.1 By payment in full.....	27	1,570,723			1	19,818			28	1,590,541
18.2 By payment on compromised claims.....									0	0
18.3 Totals paid.....	27	1,570,723	0	0	1	19,818	0	0	28	1,590,541
18.4 Reduction by compromise.....									0	0
18.5 Amount rejected.....									0	0
18.6 Total settlements.....	27	1,570,723	0	0	1	19,818	0	0	28	1,590,541
19. Unpaid Dec. 31, current year (Lines 16 + 17 - 18.6).....	4	255,594	0	0	4	108,950	0	0	8	364,544
POLICY EXHIBIT					No. of Pol.					
20. In force December 31, prior year.....	1,986	323,975,815		(a).....					1,986	323,975,815
21. Issued during year.....									0	0
22. Other changes to in force (Net).....	(86)	(12,568,656)							(86)	(12,568,656)
23. In force December 31 of current year.....	1,900	311,407,159	0	(a).....0	0	0	0	0	1,900	311,407,159

(a) Includes Individual Credit Life Insurance, prior year \$.....0 current year \$.....0.  
Includes Group Credit Life Insurance Loans less than or equal to 60 months at issue, prior year \$.....0 current year \$.....0.  
Loans greater than 60 months at issue BUT NOT GREATER THAN 120 MONTHS, prior year \$.....0 current year \$.....0.

ACCIDENT AND HEALTH INSURANCE

	1	2	3	4	5
	Direct Premiums	Direct Premiums Earned	Dividends Paid Or Credited on Direct Business	Direct Losses Paid	Direct Losses Incurred
24. Group policies (b).....				90,011	90,011
24.1 Federal Employee Health Benefits Plan premium (b).....					
24.2 Credit (group and individual).....					
24.3 Collectively renewable policies (b).....					
24.4 Medicare Title XVIII exempt from state taxes or fees.....					
Other Individual Policies:					
25.1 Non-cancelable (b).....					
25.2 Guaranteed renewable (b).....	1,602	1,602			
25.3 Non-renewable for stated reasons only (b).....					
25.4 Other accident only.....					
25.5 All other (b).....					
25.6 Totals (Sum of Lines 25.1 to 25.5).....	1,602	1,602	0	0	0
26. Totals (Lines 24 + 24.1 + 24.2 + 24.3 + 24.4 + 25.6).....	1,602	1,602	0	90,011	90,011

(b) For health business on indicated lines report: Number of persons insured under PPO managed products.....0 and number of persons insured under indemnity only products.....0.

HARLEYSVILLE LIFE INSURANCE COMPANY



DIRECT BUSINESS IN THE STATE OF NORTH DAKOTA DURING THE YEAR

NAIC Group Code....0140

NAIC Company Code....64327

LIFE INSURANCE

	1	2	3	4	5
	Ordinary	Credit Life (Group and Individual)	Group	Industrial	Total
DIRECT PREMIUMS AND ANNUITY CONSIDERATIONS					
1. Life insurance.....	24,562				24,562
2. Annuity considerations.....					0
3. Deposit-type contract funds.....		XXX		XXX	0
4. Other considerations.....					0
5. Totals (Sum of Lines 1 to 4).....	24,562	0	0	0	24,562
DIRECT DIVIDENDS TO POLICYHOLDERS					
Life insurance:					
6.1 Paid in cash or left on deposit.....					0
6.2 Applied to pay renewal premiums.....					0
6.3 Applied to provide paid-up additions or shorten the endowment or premium-paying period.....					0
6.4 Other.....					0
6.5 Totals (Sum of Lines 6.1 to 6.4).....	0	0	0	0	0
Annuities:					
7.1 Paid in cash or left on deposit.....					0
7.2 Applied to provide paid-up annuities.....					0
7.3 Other.....					0
7.4 Totals (Sum of Lines 7.1 to 7.3).....	0	0	0	0	0
8. Grand Totals (Lines 6.5 + 7.4).....	0	0	0	0	0
DIRECT CLAIMS AND BENEFITS PAID					
9. Death benefits.....					0
10. Matured endowments.....					0
11. Annuity benefits.....					0
12. Surrender values and withdrawals for life contracts.....	7,752				7,752
13. Aggregate write-ins for miscellaneous direct claims and benefits paid.....	0	0	0	0	0
14. All other benefits, except accident and health.....					0
15. Totals.....	7,752	0	0	0	7,752

DETAILS OF WRITE-INS					
1301. ....					0
1302. ....					0
1303. ....					0
1398. Summary of remaining write-ins for Line 13 from overflow page.....	0	0	0	0	0
1399. Total (Lines 1301 through 1303 plus 1398)(Line 13 above).....	0	0	0	0	0

	Ordinary		Credit Life (Group and Individual)		Group		Industrial		Total	
	1	2	3	4	5	6	7	8	9	10
	No.	Amount	No. of Ind. Pols. & Gr. Certifs.	Amount	No. of Certifs.	Amount	No.	Amount	No.	Amount
DIRECT DEATH BENEFITS AND MATURED ENDOWMENTS INCURRED										
16. Unpaid December 31, prior year.....									0	0
17. Incurred during current year.....									0	0
Settled during current year:										
18.1 By payment in full.....									0	0
18.2 By payment on compromised claims.....									0	0
18.3 Totals paid.....	0	0	0	0	0	0	0	0	0	0
18.4 Reduction by compromise.....									0	0
18.5 Amount rejected.....									0	0
18.6 Total settlements.....	0	0	0	0	0	0	0	0	0	0
19. Unpaid Dec. 31, current year (Lines 16 + 17 - 18.6).....	0	0	0	0	0	0	0	0	0	0
POLICY EXHIBIT					No. of Pol.					
20. In force December 31, prior year.....	31	9,635,058		(a).....					31	9,635,058
21. Issued during year.....									0	0
22. Other changes to in force (Net).....	(2)	(629,500)							(2)	(629,500)
23. In force December 31 of current year.....	29	9,005,558	0	(a).....0	0	0	0	0	29	9,005,558

(a) Includes Individual Credit Life Insurance, prior year \$.....0 current year \$.....0.  
Includes Group Credit Life Insurance Loans less than or equal to 60 months at issue, prior year \$.....0 current year \$.....0.  
Loans greater than 60 months at issue BUT NOT GREATER THAN 120 MONTHS, prior year \$.....0 current year \$.....0.

ACCIDENT AND HEALTH INSURANCE

	1	2	3	4	5
	Direct Premiums	Direct Premiums Earned	Dividends Paid Or Credited on Direct Business	Direct Losses Paid	Direct Losses Incurred
24. Group policies (b).....					
24.1 Federal Employee Health Benefits Plan premium (b).....					
24.2 Credit (group and individual).....					
24.3 Collectively renewable policies (b).....					
24.4 Medicare Title XVIII exempt from state taxes or fees.....					
Other Individual Policies:					
25.1 Non-cancelable (b).....					
25.2 Guaranteed renewable (b).....					
25.3 Non-renewable for stated reasons only (b).....					
25.4 Other accident only.....					
25.5 All other (b).....					
25.6 Totals (Sum of Lines 25.1 to 25.5).....	0	0	0	0	0
26. Totals (Lines 24 + 24.1 + 24.2 + 24.3 + 24.4 + 25.6).....	0	0	0	0	0

(b) For health business on indicated lines report: Number of persons insured under PPO managed products.....0 and number of persons insured under indemnity only products.....0.

HARLEYSVILLE LIFE INSURANCE COMPANY



DIRECT BUSINESS IN THE STATE OF NEBRASKA DURING THE YEAR

NAIC Group Code....0140

NAIC Company Code....64327

LIFE INSURANCE

	1	2	3	4	5
	Ordinary	Credit Life (Group and Individual)	Group	Industrial	Total
DIRECT PREMIUMS AND ANNUITY CONSIDERATIONS					
1. Life insurance.....	31,543				31,543
2. Annuity considerations.....					0
3. Deposit-type contract funds.....		XXX		XXX	0
4. Other considerations.....					0
5. Totals (Sum of Lines 1 to 4).....	31,543	0	0	0	31,543
DIRECT DIVIDENDS TO POLICYHOLDERS					
Life insurance:					
6.1 Paid in cash or left on deposit.....					0
6.2 Applied to pay renewal premiums.....					0
6.3 Applied to provide paid-up additions or shorten the endowment or premium-paying period.....					0
6.4 Other.....					0
6.5 Totals (Sum of Lines 6.1 to 6.4).....	0	0	0	0	0
Annuities:					
7.1 Paid in cash or left on deposit.....					0
7.2 Applied to provide paid-up annuities.....					0
7.3 Other.....					0
7.4 Totals (Sum of Lines 7.1 to 7.3).....	0	0	0	0	0
8. Grand Totals (Lines 6.5 + 7.4).....	0	0	0	0	0
DIRECT CLAIMS AND BENEFITS PAID					
9. Death benefits.....					0
10. Matured endowments.....					0
11. Annuity benefits.....					0
12. Surrender values and withdrawals for life contracts.....					0
13. Aggregate write-ins for miscellaneous direct claims and benefits paid.....	0	0	0	0	0
14. All other benefits, except accident and health.....					0
15. Totals.....	0	0	0	0	0

DETAILS OF WRITE-INS					
1301. ....					0
1302. ....					0
1303. ....					0
1398. Summary of remaining write-ins for Line 13 from overflow page.....	0	0	0	0	0
1399. Total (Lines 1301 through 1303 plus 1398)(Line 13 above).....	0	0	0	0	0

	Ordinary		Credit Life (Group and Individual)		Group		Industrial		Total	
	1	2	3	4	5	6	7	8	9	10
	No.	Amount	No. of Ind. Pols. & Gr. Certifs.	Amount	No. of Certifs.	Amount	No.	Amount	No.	Amount
DIRECT DEATH BENEFITS AND MATURED ENDOWMENTS INCURRED										
16. Unpaid December 31, prior year.....									0	0
17. Incurred during current year.....									0	0
Settled during current year:										
18.1 By payment in full.....									0	0
18.2 By payment on compromised claims.....									0	0
18.3 Totals paid.....	0	0	0	0	0	0	0	0	0	0
18.4 Reduction by compromise.....									0	0
18.5 Amount rejected.....									0	0
18.6 Total settlements.....	0	0	0	0	0	0	0	0	0	0
19. Unpaid Dec. 31, current year (Lines 16 + 17 - 18.6).....	0	0	0	0	0	0	0	0	0	0
POLICY EXHIBIT					No. of Pol.					
20. In force December 31, prior year.....	66	15,215,937		(a).....					66	15,215,937
21. Issued during year.....									0	0
22. Other changes to in force (Net).....		350,000							0	350,000
23. In force December 31 of current year.....	66	15,565,937	0	(a).....0	0	0	0	0	66	15,565,937

(a) Includes Individual Credit Life Insurance, prior year \$.....0 current year \$.....0.  
Includes Group Credit Life Insurance Loans less than or equal to 60 months at issue, prior year \$.....0 current year \$.....0.  
Loans greater than 60 months at issue BUT NOT GREATER THAN 120 MONTHS, prior year \$.....0 current year \$.....0.

ACCIDENT AND HEALTH INSURANCE

	1	2	3	4	5
	Direct Premiums	Direct Premiums Earned	Dividends Paid Or Credited on Direct Business	Direct Losses Paid	Direct Losses Incurred
24. Group policies (b).....					
24.1 Federal Employee Health Benefits Plan premium (b).....					
24.2 Credit (group and individual).....					
24.3 Collectively renewable policies (b).....					
24.4 Medicare Title XVIII exempt from state taxes or fees.....					
Other Individual Policies:					
25.1 Non-cancelable (b).....					
25.2 Guaranteed renewable (b).....					
25.3 Non-renewable for stated reasons only (b).....					
25.4 Other accident only.....					
25.5 All other (b).....					
25.6 Totals (Sum of Lines 25.1 to 25.5).....	0	0	0	0	0
26. Totals (Lines 24 + 24.1 + 24.2 + 24.3 + 24.4 + 25.6).....	0	0	0	0	0

(b) For health business on indicated lines report: Number of persons insured under PPO managed products.....0 and number of persons insured under indemnity only products.....0.

HARLEYSVILLE LIFE INSURANCE COMPANY



DIRECT BUSINESS IN THE STATE OF NEW HAMPSHIRE DURING THE YEAR

NAIC Group Code....0140

NAIC Company Code....64327

LIFE INSURANCE

	1	2	3	4	5
	Ordinary	Credit Life (Group and Individual)	Group	Industrial	Total
DIRECT PREMIUMS AND ANNUITY CONSIDERATIONS					
1. Life insurance.....	141,867				141,867
2. Annuity considerations.....	8,247				8,247
3. Deposit-type contract funds.....		XXX		XXX	0
4. Other considerations.....					0
5. Totals (Sum of Lines 1 to 4).....	150,114	0	0	0	150,114
DIRECT DIVIDENDS TO POLICYHOLDERS					
Life insurance:					
6.1 Paid in cash or left on deposit.....					0
6.2 Applied to pay renewal premiums.....					0
6.3 Applied to provide paid-up additions or shorten the endowment or premium-paying period.....					0
6.4 Other.....					0
6.5 Totals (Sum of Lines 6.1 to 6.4).....	0	0	0	0	0
Annuities:					
7.1 Paid in cash or left on deposit.....					0
7.2 Applied to provide paid-up annuities.....					0
7.3 Other.....					0
7.4 Totals (Sum of Lines 7.1 to 7.3).....	0	0	0	0	0
8. Grand Totals (Lines 6.5 + 7.4).....	0	0	0	0	0
DIRECT CLAIMS AND BENEFITS PAID					
9. Death benefits.....	130,000				130,000
10. Matured endowments.....					0
11. Annuity benefits.....			4,800		4,800
12. Surrender values and withdrawals for life contracts.....	109,521				109,521
13. Aggregate write-ins for miscellaneous direct claims and benefits paid.....	0	0	0	0	0
14. All other benefits, except accident and health.....			54		54
15. Totals.....	239,521	0	4,854	0	244,375

DETAILS OF WRITE-INS					
1301. ....					0
1302. ....					0
1303. ....					0
1398. Summary of remaining write-ins for Line 13 from overflow page.....	0	0	0	0	0
1399. Total (Lines 1301 through 1303 plus 1398)(Line 13 above).....	0	0	0	0	0

	Ordinary		Credit Life (Group and Individual)		Group		Industrial		Total	
	1	2	3	4	5	6	7	8	9	10
	No.	Amount	No. of Ind. Pols. & Gr. Certifs.	Amount	No. of Certifs.	Amount	No.	Amount	No.	Amount
DIRECT DEATH BENEFITS AND MATURED ENDOWMENTS INCURRED										
16. Unpaid December 31, prior year.....					1	30,468			1	30,468
17. Incurred during current year.....	3	130,000				609			3	130,609
Settled during current year:										
18.1 By payment in full.....	3	130,000							3	130,000
18.2 By payment on compromised claims.....									0	0
18.3 Totals paid.....	3	130,000	0	0	0	0	0	0	3	130,000
18.4 Reduction by compromise.....									0	0
18.5 Amount rejected.....									0	0
18.6 Total settlements.....	3	130,000	0	0	0	0	0	0	3	130,000
19. Unpaid Dec. 31, current year (Lines 16 + 17 - 18.6).....	0	0	0	0	1	31,077	0	0	1	31,077
POLICY EXHIBIT					No. of Pol.					
20. In force December 31, prior year.....	197	58,159,736		(a).....					197	58,159,736
21. Issued during year.....									0	0
22. Other changes to in force (Net).....	(20)	(6,667,439)							(20)	(6,667,439)
23. In force December 31 of current year.....	177	51,492,297	0	(a).....0	0	0	0	0	177	51,492,297

(a) Includes Individual Credit Life Insurance, prior year \$.....0 current year \$.....0.  
Includes Group Credit Life Insurance Loans less than or equal to 60 months at issue, prior year \$.....0 current year \$.....0.  
Loans greater than 60 months at issue BUT NOT GREATER THAN 120 MONTHS, prior year \$.....0 current year \$.....0.

ACCIDENT AND HEALTH INSURANCE

	1	2	3	4	5
	Direct Premiums	Direct Premiums Earned	Dividends Paid Or Credited on Direct Business	Direct Losses Paid	Direct Losses Incurred
24. Group policies (b).....				5,580	5,580
24.1 Federal Employee Health Benefits Plan premium (b).....					
24.2 Credit (group and individual).....					
24.3 Collectively renewable policies (b).....					
24.4 Medicare Title XVIII exempt from state taxes or fees.....					
Other Individual Policies:					
25.1 Non-cancelable (b).....					
25.2 Guaranteed renewable (b).....					
25.3 Non-renewable for stated reasons only (b).....					
25.4 Other accident only.....					
25.5 All other (b).....					
25.6 Totals (Sum of Lines 25.1 to 25.5).....	0	0	0	0	0
26. Totals (Lines 24 + 24.1 + 24.2 + 24.3 + 24.4 + 25.6).....	0	0	0	5,580	5,580

(b) For health business on indicated lines report: Number of persons insured under PPO managed products.....0 and number of persons insured under indemnity only products.....0.

HARLEYSVILLE LIFE INSURANCE COMPANY



DIRECT BUSINESS IN THE STATE OF NEW JERSEY DURING THE YEAR  
NAIC Group Code.....0140 NAIC Company Code.....64327

LIFE INSURANCE

	1	2	3	4	5
	Ordinary	Credit Life (Group and Individual)	Group	Industrial	Total
DIRECT PREMIUMS AND ANNUITY CONSIDERATIONS					
1. Life insurance.....	5,010,588				5,010,588
2. Annuity considerations.....	822,472				822,472
3. Deposit-type contract funds.....		XXX		XXX	0
4. Other considerations.....					0
5. Totals (Sum of Lines 1 to 4).....	5,833,060	0	0	0	5,833,060
DIRECT DIVIDENDS TO POLICYHOLDERS					
Life insurance:					
6.1 Paid in cash or left on deposit.....					0
6.2 Applied to pay renewal premiums.....					0
6.3 Applied to provide paid-up additions or shorten the endowment or premium-paying period.....					0
6.4 Other.....					0
6.5 Totals (Sum of Lines 6.1 to 6.4).....	0	0	0	0	0
Annuities:					
7.1 Paid in cash or left on deposit.....					0
7.2 Applied to provide paid-up annuities.....					0
7.3 Other.....					0
7.4 Totals (Sum of Lines 7.1 to 7.3).....	0	0	0	0	0
8. Grand Totals (Lines 6.5 + 7.4).....	0	0	0	0	0
DIRECT CLAIMS AND BENEFITS PAID					
9. Death benefits.....	4,544,443		55,453		4,599,896
10. Matured endowments.....					0
11. Annuity benefits.....	184,252		165,766		350,018
12. Surrender values and withdrawals for life contracts.....	2,247,449				2,247,449
13. Aggregate write-ins for miscellaneous direct claims and benefits paid.....	0	0	0	0	0
14. All other benefits, except accident and health.....	13,721		2,828		16,549
15. Totals.....	6,989,865	0	224,047	0	7,213,912

DETAILS OF WRITE-INS					
1301. ....					0
1302. ....					0
1303. ....					0
1398. Summary of remaining write-ins for Line 13 from overflow page.....	0	0	0	0	0
1399. Total (Lines 1301 through 1303 plus 1398)(Line 13 above).....	0	0	0	0	0

	Ordinary		Credit Life (Group and Individual)		Group		Industrial		Total	
	1	2	3	4	5	6	7	8	9	10
	No.	Amount	No. of Ind. Pols. & Gr. Certifs.	Amount	No. of Certifs.	Amount	No.	Amount	No.	Amount
DIRECT DEATH BENEFITS AND MATURED ENDOWMENTS INCURRED										
16. Unpaid December 31, prior year.....	3	101,208			8	201,380			11	302,588
17. Incurred during current year.....	36	4,722,292				3,334			36	4,725,626
Settled during current year:										
18.1 By payment in full.....	36	4,502,991			1	55,453			37	4,558,445
18.2 By payment on compromised claims.....									0	0
18.3 Totals paid.....	36	4,502,991	0	0	1	55,453	0	0	37	4,558,445
18.4 Reduction by compromise.....									0	0
18.5 Amount rejected.....									0	0
18.6 Total settlements.....	36	4,502,991	0	0	1	55,453	0	0	37	4,558,445
19. Unpaid Dec. 31, current year (Lines 16 + 17 - 18.6).....	3	320,509	0	0	7	149,261	0	0	10	469,770
POLICY EXHIBIT					No. of Pol.					
20. In force December 31, prior year.....	5,978	1,602,026,552		(a).....					5,978	1,602,026,552
21. Issued during year.....									0	0
22. Other changes to in force (Net).....	(343)	(84,122,548)							(343)	(84,122,548)
23. In force December 31 of current year.....	5,635	1,517,904,004	0	(a).....0	0	0	0	0	5,635	1,517,904,004

(a) Includes Individual Credit Life Insurance, prior year \$.....0 current year \$.....0.  
Includes Group Credit Life Insurance Loans less than or equal to 60 months at issue, prior year \$.....0 current year \$.....0.  
Loans greater than 60 months at issue BUT NOT GREATER THAN 120 MONTHS, prior year \$.....0 current year \$.....0.

ACCIDENT AND HEALTH INSURANCE

	1	2	3	4	5
	Direct Premiums	Direct Premiums Earned	Dividends Paid Or Credited on Direct Business	Direct Losses Paid	Direct Losses Incurred
24. Group policies (b).....				206,827	206,827
24.1 Federal Employee Health Benefits Plan premium (b).....					
24.2 Credit (group and individual).....					
24.3 Collectively renewable policies (b).....					
24.4 Medicare Title XVIII exempt from state taxes or fees.....					
Other Individual Policies:					
25.1 Non-cancelable (b).....					
25.2 Guaranteed renewable (b).....	1,757	1,757			
25.3 Non-renewable for stated reasons only (b).....					
25.4 Other accident only.....					
25.5 All other (b).....					
25.6 Totals (Sum of Lines 25.1 to 25.5).....	1,757	1,757	0	0	0
26. Totals (Lines 24 + 24.1 + 24.2 + 24.3 + 24.4 + 25.6).....	1,757	1,757	0	206,827	206,827

(b) For health business on indicated lines report: Number of persons insured under PPO managed products.....0 and number of persons insured under indemnity only products.....0.

HARLEYSVILLE LIFE INSURANCE COMPANY



DIRECT BUSINESS IN THE STATE OF NEW MEXICO DURING THE YEAR  
NAIC Group Code....0140 NAIC Company Code....64327

LIFE INSURANCE

	1	2	3	4	5
	Ordinary	Credit Life (Group and Individual)	Group	Industrial	Total
DIRECT PREMIUMS AND ANNUITY CONSIDERATIONS					
1. Life insurance.....	5,202				5,202
2. Annuity considerations.....					0
3. Deposit-type contract funds.....		XXX		XXX	0
4. Other considerations.....					0
5. Totals (Sum of Lines 1 to 4).....	5,202	0	0	0	5,202
DIRECT DIVIDENDS TO POLICYHOLDERS					
Life insurance:					
6.1 Paid in cash or left on deposit.....					0
6.2 Applied to pay renewal premiums.....					0
6.3 Applied to provide paid-up additions or shorten the endowment or premium-paying period.....					0
6.4 Other.....					0
6.5 Totals (Sum of Lines 6.1 to 6.4).....	0	0	0	0	0
Annuities:					
7.1 Paid in cash or left on deposit.....					0
7.2 Applied to provide paid-up annuities.....					0
7.3 Other.....					0
7.4 Totals (Sum of Lines 7.1 to 7.3).....	0	0	0	0	0
8. Grand Totals (Lines 6.5 + 7.4).....	0	0	0	0	0
DIRECT CLAIMS AND BENEFITS PAID					
9. Death benefits.....					0
10. Matured endowments.....					0
11. Annuity benefits.....					0
12. Surrender values and withdrawals for life contracts.....	1,000				1,000
13. Aggregate write-ins for miscellaneous direct claims and benefits paid.....	0	0	0	0	0
14. All other benefits, except accident and health.....					0
15. Totals.....	1,000	0	0	0	1,000

DETAILS OF WRITE-INS					
1301. ....					0
1302. ....					0
1303. ....					0
1398. Summary of remaining write-ins for Line 13 from overflow page.....	0	0	0	0	0
1399. Total (Lines 1301 through 1303 plus 1398)(Line 13 above).....	0	0	0	0	0

	Ordinary		Credit Life (Group and Individual)		Group		Industrial		Total	
	1	2	3	4	5	6	7	8	9	10
	No.	Amount	No. of Ind. Pols. & Gr. Certifs.	Amount	No. of Certifs.	Amount	No.	Amount	No.	Amount
DIRECT DEATH BENEFITS AND MATURED ENDOWMENTS INCURRED										
16. Unpaid December 31, prior year.....									0	0
17. Incurred during current year.....									0	0
Settled during current year:										
18.1 By payment in full.....									0	0
18.2 By payment on compromised claims.....									0	0
18.3 Totals paid.....	0	0	0	0	0	0	0	0	0	0
18.4 Reduction by compromise.....									0	0
18.5 Amount rejected.....									0	0
18.6 Total settlements.....	0	0	0	0	0	0	0	0	0	0
19. Unpaid Dec. 31, current year (Lines 16 + 17 - 18.6).....	0	0	0	0	0	0	0	0	0	0
POLICY EXHIBIT					No. of Pol.					
20. In force December 31, prior year.....	9	1,520,308		(a).....					9	1,520,308
21. Issued during year.....									0	0
22. Other changes to in force (Net).....	(1)	(498,369)							(1)	(498,369)
23. In force December 31 of current year.....	8	1,021,939	0	(a).....0	0	0	0	0	8	1,021,939

(a) Includes Individual Credit Life Insurance, prior year \$.....0 current year \$.....0.  
Includes Group Credit Life Insurance Loans less than or equal to 60 months at issue, prior year \$.....0 current year \$.....0.  
Loans greater than 60 months at issue BUT NOT GREATER THAN 120 MONTHS, prior year \$.....0 current year \$.....0.

ACCIDENT AND HEALTH INSURANCE

	1	2	3	4	5
	Direct Premiums	Direct Premiums Earned	Dividends Paid Or Credited on Direct Business	Direct Losses Paid	Direct Losses Incurred
24. Group policies (b).....					
24.1 Federal Employee Health Benefits Plan premium (b).....					
24.2 Credit (group and individual).....					
24.3 Collectively renewable policies (b).....					
24.4 Medicare Title XVIII exempt from state taxes or fees.....					
Other Individual Policies:					
25.1 Non-cancelable (b).....					
25.2 Guaranteed renewable (b).....					
25.3 Non-renewable for stated reasons only (b).....					
25.4 Other accident only.....					
25.5 All other (b).....					
25.6 Totals (Sum of Lines 25.1 to 25.5).....	0	0	0	0	0
26. Totals (Lines 24 + 24.1 + 24.2 + 24.3 + 24.4 + 25.6).....	0	0	0	0	0

(b) For health business on indicated lines report: Number of persons insured under PPO managed products.....0 and number of persons insured under indemnity only products.....0.

HARLEYSVILLE LIFE INSURANCE COMPANY



DIRECT BUSINESS IN THE STATE OF NEVADA DURING THE YEAR  
NAIC Group Code....0140 NAIC Company Code....64327

LIFE INSURANCE

	1	2	3	4	5
	Ordinary	Credit Life (Group and Individual)	Group	Industrial	Total
DIRECT PREMIUMS AND ANNUITY CONSIDERATIONS					
1. Life insurance.....	17,316				17,316
2. Annuity considerations.....	109,746				109,746
3. Deposit-type contract funds.....		XXX		XXX	0
4. Other considerations.....					0
5. Totals (Sum of Lines 1 to 4).....	127,062	0	0	0	127,062
DIRECT DIVIDENDS TO POLICYHOLDERS					
Life insurance:					
6.1 Paid in cash or left on deposit.....					0
6.2 Applied to pay renewal premiums.....					0
6.3 Applied to provide paid-up additions or shorten the endowment or premium-paying period.....					0
6.4 Other.....					0
6.5 Totals (Sum of Lines 6.1 to 6.4).....	0	0	0	0	0
Annuities:					
7.1 Paid in cash or left on deposit.....					0
7.2 Applied to provide paid-up annuities.....					0
7.3 Other.....					0
7.4 Totals (Sum of Lines 7.1 to 7.3).....	0	0	0	0	0
8. Grand Totals (Lines 6.5 + 7.4).....	0	0	0	0	0
DIRECT CLAIMS AND BENEFITS PAID					
9. Death benefits.....					0
10. Matured endowments.....					0
11. Annuity benefits.....			11,475		11,475
12. Surrender values and withdrawals for life contracts.....	30,125				30,125
13. Aggregate write-ins for miscellaneous direct claims and benefits paid.....	0	0	0	0	0
14. All other benefits, except accident and health.....					0
15. Totals.....	30,125	0	11,475	0	41,600

DETAILS OF WRITE-INS					
1301. ....					0
1302. ....					0
1303. ....					0
1398. Summary of remaining write-ins for Line 13 from overflow page.....	0	0	0	0	0
1399. Total (Lines 1301 through 1303 plus 1398)(Line 13 above).....	0	0	0	0	0

	Ordinary		Credit Life (Group and Individual)		Group		Industrial		Total	
	1	2	3	4	5	6	7	8	9	10
	No.	Amount	No. of Ind. Pols. & Gr. Certifs.	Amount	No. of Certifs.	Amount	No.	Amount	No.	Amount
DIRECT DEATH BENEFITS AND MATURED ENDOWMENTS INCURRED										
16. Unpaid December 31, prior year.....									0	0
17. Incurred during current year.....									0	0
Settled during current year:										
18.1 By payment in full.....									0	0
18.2 By payment on compromised claims.....									0	0
18.3 Totals paid.....	0	0	0	0	0	0	0	0	0	0
18.4 Reduction by compromise.....									0	0
18.5 Amount rejected.....									0	0
18.6 Total settlements.....	0	0	0	0	0	0	0	0	0	0
19. Unpaid Dec. 31, current year (Lines 16 + 17 - 18.6).....	0	0	0	0	0	0	0	0	0	0
POLICY EXHIBIT					No. of Pol.					
20. In force December 31, prior year.....	26	5,860,306		(a).....					26	5,860,306
21. Issued during year.....									0	0
22. Other changes to in force (Net).....	1	286,281							1	286,281
23. In force December 31 of current year.....	27	6,146,587	0	(a).....0	0	0	0	0	27	6,146,587

(a) Includes Individual Credit Life Insurance, prior year \$.....0 current year \$.....0.  
Includes Group Credit Life Insurance Loans less than or equal to 60 months at issue, prior year \$.....0 current year \$.....0.  
Loans greater than 60 months at issue BUT NOT GREATER THAN 120 MONTHS, prior year \$.....0 current year \$.....0.

ACCIDENT AND HEALTH INSURANCE

	1	2	3	4	5
	Direct Premiums	Direct Premiums Earned	Dividends Paid Or Credited on Direct Business	Direct Losses Paid	Direct Losses Incurred
24. Group policies (b).....					
24.1 Federal Employee Health Benefits Plan premium (b).....					
24.2 Credit (group and individual).....					
24.3 Collectively renewable policies (b).....					
24.4 Medicare Title XVIII exempt from state taxes or fees.....					
Other Individual Policies:					
25.1 Non-cancelable (b).....					
25.2 Guaranteed renewable (b).....					
25.3 Non-renewable for stated reasons only (b).....					
25.4 Other accident only.....					
25.5 All other (b).....					
25.6 Totals (Sum of Lines 25.1 to 25.5).....	0	0	0	0	0
26. Totals (Lines 24 + 24.1 + 24.2 + 24.3 + 24.4 + 25.6).....	0	0	0	0	0

(b) For health business on indicated lines report: Number of persons insured under PPO managed products.....0 and number of persons insured under indemnity only products.....0.



HARLEYSVILLE LIFE INSURANCE COMPANY



DIRECT BUSINESS IN THE STATE OF NEW YORK DURING THE YEAR

NAIC Group Code....0140

NAIC Company Code....64327

LIFE INSURANCE

	1	2	3	4	5
	Ordinary	Credit Life (Group and Individual)	Group	Industrial	Total
DIRECT PREMIUMS AND ANNUITY CONSIDERATIONS					
1. Life insurance.....	260,741				260,741
2. Annuity considerations.....	1,200				1,200
3. Deposit-type contract funds.....		XXX		XXX	0
4. Other considerations.....					0
5. Totals (Sum of Lines 1 to 4).....	261,941	0	0	0	261,941
DIRECT DIVIDENDS TO POLICYHOLDERS					
Life insurance:					
6.1 Paid in cash or left on deposit.....					0
6.2 Applied to pay renewal premiums.....					0
6.3 Applied to provide paid-up additions or shorten the endowment or premium-paying period.....					0
6.4 Other.....					0
6.5 Totals (Sum of Lines 6.1 to 6.4).....	0	0	0	0	0
Annuities:					
7.1 Paid in cash or left on deposit.....					0
7.2 Applied to provide paid-up annuities.....					0
7.3 Other.....					0
7.4 Totals (Sum of Lines 7.1 to 7.3).....	0	0	0	0	0
8. Grand Totals (Lines 6.5 + 7.4).....	0	0	0	0	0
DIRECT CLAIMS AND BENEFITS PAID					
9. Death benefits.....	4,302,083				4,302,083
10. Matured endowments.....					0
11. Annuity benefits.....			5,128		5,128
12. Surrender values and withdrawals for life contracts.....	129,029				129,029
13. Aggregate write-ins for miscellaneous direct claims and benefits paid.....	0	0	0	0	0
14. All other benefits, except accident and health.....					0
15. Totals.....	4,431,112	0	5,128	0	4,436,240

DETAILS OF WRITE-INS					
1301. ....					0
1302. ....					0
1303. ....					0
1398. Summary of remaining write-ins for Line 13 from overflow page.....	0	0	0	0	0
1399. Total (Lines 1301 through 1303 plus 1398)(Line 13 above).....	0	0	0	0	0

	Ordinary		Credit Life (Group and Individual)		Group		Industrial		Total	
	1	2	3	4	5	6	7	8	9	10
	No.	Amount	No. of Ind. Pols. & Gr. Certifs.	Amount	No. of Certifs.	Amount	No.	Amount	No.	Amount
DIRECT DEATH BENEFITS AND MATURED ENDOWMENTS INCURRED										
16. Unpaid December 31, prior year.....									0	0
17. Incurred during current year.....	5	4,302,083							5	4,302,083
Settled during current year:										
18.1 By payment in full.....	2	224,069							2	224,069
18.2 By payment on compromised claims.....									0	0
18.3 Totals paid.....	2	224,069	0	0	0	0	0	0	2	224,069
18.4 Reduction by compromise.....									0	0
18.5 Amount rejected.....									0	0
18.6 Total settlements.....	2	224,069	0	0	0	0	0	0	2	224,069
19. Unpaid Dec. 31, current year (Lines 16 + 17 - 18.6).....	3	4,078,014	0	0	0	0	0	0	3	4,078,014
POLICY EXHIBIT					No. of Pol.					
20. In force December 31, prior year.....	219	64,913,123		(a).....					219	64,913,123
21. Issued during year.....									0	0
22. Other changes to in force (Net).....	(16)	(8,467,895)							(16)	(8,467,895)
23. In force December 31 of current year.....	203	56,445,228	0	(a).....0	0	0	0	0	203	56,445,228

(a) Includes Individual Credit Life Insurance, prior year \$.....0 current year \$.....0.  
Includes Group Credit Life Insurance Loans less than or equal to 60 months at issue, prior year \$.....0 current year \$.....0.  
Loans greater than 60 months at issue BUT NOT GREATER THAN 120 MONTHS, prior year \$.....0 current year \$.....0.

ACCIDENT AND HEALTH INSURANCE

	1	2	3	4	5
	Direct Premiums	Direct Premiums Earned	Dividends Paid Or Credited on Direct Business	Direct Losses Paid	Direct Losses Incurred
24. Group policies (b).....					
24.1 Federal Employee Health Benefits Plan premium (b).....					
24.2 Credit (group and individual).....					
24.3 Collectively renewable policies (b).....					
24.4 Medicare Title XVIII exempt from state taxes or fees.....					
Other Individual Policies:					
25.1 Non-cancelable (b).....					
25.2 Guaranteed renewable (b).....					
25.3 Non-renewable for stated reasons only (b).....					
25.4 Other accident only.....					
25.5 All other (b).....					
25.6 Totals (Sum of Lines 25.1 to 25.5).....	0	0	0	0	0
26. Totals (Lines 24 + 24.1 + 24.2 + 24.3 + 24.4 + 25.6).....	0	0	0	0	0

(b) For health business on indicated lines report: Number of persons insured under PPO managed products.....0 and number of persons insured under indemnity only products.....0.

HARLEYSVILLE LIFE INSURANCE COMPANY



\* 6 4 3 2 7 2 0 1 7 4 3 0 3 6 1 0 0 \*

DIRECT BUSINESS IN THE STATE OF OHIO DURING THE YEAR  
NAIC Group Code....0140 NAIC Company Code....64327

LIFE INSURANCE

	1	2	3	4	5
	Ordinary	Credit Life (Group and Individual)	Group	Industrial	Total
DIRECT PREMIUMS AND ANNUITY CONSIDERATIONS					
1. Life insurance.....	174,720				174,720
2. Annuity considerations.....	11,684				11,684
3. Deposit-type contract funds.....		XXX		XXX	0
4. Other considerations.....					0
5. Totals (Sum of Lines 1 to 4).....	186,404	0	0	0	186,404
DIRECT DIVIDENDS TO POLICYHOLDERS					
Life insurance:					
6.1 Paid in cash or left on deposit.....					0
6.2 Applied to pay renewal premiums.....					0
6.3 Applied to provide paid-up additions or shorten the endowment or premium-paying period.....					0
6.4 Other.....					0
6.5 Totals (Sum of Lines 6.1 to 6.4).....	0	0	0	0	0
Annuities:					
7.1 Paid in cash or left on deposit.....					0
7.2 Applied to provide paid-up annuities.....					0
7.3 Other.....					0
7.4 Totals (Sum of Lines 7.1 to 7.3).....	0	0	0	0	0
8. Grand Totals (Lines 6.5 + 7.4).....	0	0	0	0	0
DIRECT CLAIMS AND BENEFITS PAID					
9. Death benefits.....	781,043				781,043
10. Matured endowments.....					0
11. Annuity benefits.....	7,716		16,654		24,370
12. Surrender values and withdrawals for life contracts.....	15,049				15,049
13. Aggregate write-ins for miscellaneous direct claims and benefits paid.....	0	0	0	0	0
14. All other benefits, except accident and health.....			339		339
15. Totals.....	803,808	0	16,993	0	820,801

DETAILS OF WRITE-INS					
1301. ....					0
1302. ....					0
1303. ....					0
1398. Summary of remaining write-ins for Line 13 from overflow page.....	0	0	0	0	0
1399. Total (Lines 1301 through 1303 plus 1398)(Line 13 above).....	0	0	0	0	0

	Ordinary		Credit Life (Group and Individual)		Group		Industrial		Total	
	1	2	3	4	5	6	7	8	9	10
	No.	Amount	No. of Ind. Pols. & Gr. Certifs.	Amount	No. of Certifs.	Amount	No.	Amount	No.	Amount
DIRECT DEATH BENEFITS AND MATURED ENDOWMENTS INCURRED										
16. Unpaid December 31, prior year.....									0	0
17. Incurred during current year.....	3	781,043							3	781,043
Settled during current year:										
18.1 By payment in full.....	1	30,043							1	30,043
18.2 By payment on compromised claims.....									0	0
18.3 Totals paid.....	1	30,043	0	0	0	0	0	0	1	30,043
18.4 Reduction by compromise.....									0	0
18.5 Amount rejected.....									0	0
18.6 Total settlements.....	1	30,043	0	0	0	0	0	0	1	30,043
19. Unpaid Dec. 31, current year (Lines 16 + 17 - 18.6).....	2	751,000	0	0	0	0	0	0	2	751,000
POLICY EXHIBIT					No. of Pol.					
20. In force December 31, prior year.....	263	44,025,060		(a).....					263	44,025,060
21. Issued during year.....									0	0
22. Other changes to in force (Net).....	(7)	(793,174)							(7)	(793,174)
23. In force December 31 of current year.....	256	43,231,886	0	(a).....0	0	0	0	0	256	43,231,886

(a) Includes Individual Credit Life Insurance, prior year \$.....0 current year \$.....0.  
Includes Group Credit Life Insurance Loans less than or equal to 60 months at issue, prior year \$.....0 current year \$.....0.  
Loans greater than 60 months at issue BUT NOT GREATER THAN 120 MONTHS, prior year \$.....0 current year \$.....0.

ACCIDENT AND HEALTH INSURANCE

	1	2	3	4	5
	Direct Premiums	Direct Premiums Earned	Dividends Paid Or Credited on Direct Business	Direct Losses Paid	Direct Losses Incurred
24. Group policies (b).....				5,771	5,771
24.1 Federal Employee Health Benefits Plan premium (b).....					
24.2 Credit (group and individual).....					
24.3 Collectively renewable policies (b).....					
24.4 Medicare Title XVIII exempt from state taxes or fees.....					
Other Individual Policies:					
25.1 Non-cancelable (b).....					
25.2 Guaranteed renewable (b).....	878	878			
25.3 Non-renewable for stated reasons only (b).....					
25.4 Other accident only.....					
25.5 All other (b).....					
25.6 Totals (Sum of Lines 25.1 to 25.5).....	878	878	0	0	0
26. Totals (Lines 24 + 24.1 + 24.2 + 24.3 + 24.4 + 25.6).....	878	878	0	5,771	5,771

(b) For health business on indicated lines report: Number of persons insured under PPO managed products.....0 and number of persons insured under indemnity only products.....0.

HARLEYSVILLE LIFE INSURANCE COMPANY



DIRECT BUSINESS IN THE STATE OF OKLAHOMA DURING THE YEAR  
NAIC Group Code....0140 NAIC Company Code....64327

LIFE INSURANCE

	1	2	3	4	5
	Ordinary	Credit Life (Group and Individual)	Group	Industrial	Total
DIRECT PREMIUMS AND ANNUITY CONSIDERATIONS					
1. Life insurance.....	5,153				5,153
2. Annuity considerations.....					0
3. Deposit-type contract funds.....		XXX		XXX	0
4. Other considerations.....					0
5. Totals (Sum of Lines 1 to 4).....	5,153	0	0	0	5,153
DIRECT DIVIDENDS TO POLICYHOLDERS					
Life insurance:					
6.1 Paid in cash or left on deposit.....					0
6.2 Applied to pay renewal premiums.....					0
6.3 Applied to provide paid-up additions or shorten the endowment or premium-paying period.....					0
6.4 Other.....					0
6.5 Totals (Sum of Lines 6.1 to 6.4).....	0	0	0	0	0
Annuities:					
7.1 Paid in cash or left on deposit.....					0
7.2 Applied to provide paid-up annuities.....					0
7.3 Other.....					0
7.4 Totals (Sum of Lines 7.1 to 7.3).....	0	0	0	0	0
8. Grand Totals (Lines 6.5 + 7.4).....	0	0	0	0	0
DIRECT CLAIMS AND BENEFITS PAID					
9. Death benefits.....					0
10. Matured endowments.....					0
11. Annuity benefits.....					0
12. Surrender values and withdrawals for life contracts.....					0
13. Aggregate write-ins for miscellaneous direct claims and benefits paid.....	0	0	0	0	0
14. All other benefits, except accident and health.....					0
15. Totals.....	0	0	0	0	0

DETAILS OF WRITE-INS					
1301. ....					0
1302. ....					0
1303. ....					0
1398. Summary of remaining write-ins for Line 13 from overflow page.....	0	0	0	0	0
1399. Total (Lines 1301 through 1303 plus 1398)(Line 13 above).....	0	0	0	0	0

	Ordinary		Credit Life (Group and Individual)		Group		Industrial		Total	
	1	2	3	4	5	6	7	8	9	10
	No.	Amount	No. of Ind. Pols. & Gr. Certifs.	Amount	No. of Certifs.	Amount	No.	Amount	No.	Amount
DIRECT DEATH BENEFITS AND MATURED ENDOWMENTS INCURRED										
16. Unpaid December 31, prior year.....									0	0
17. Incurred during current year.....									0	0
Settled during current year:										
18.1 By payment in full.....									0	0
18.2 By payment on compromised claims.....									0	0
18.3 Totals paid.....	0	0	0	0	0	0	0	0	0	0
18.4 Reduction by compromise.....									0	0
18.5 Amount rejected.....									0	0
18.6 Total settlements.....	0	0	0	0	0	0	0	0	0	0
19. Unpaid Dec. 31, current year (Lines 16 + 17 - 18.6).....	0	0	0	0	0	0	0	0	0	0
POLICY EXHIBIT					No. of Pol.					
20. In force December 31, prior year.....	12	2,200,000		(a).....					12	2,200,000
21. Issued during year.....									0	0
22. Other changes to in force (Net).....	5	960,000							5	960,000
23. In force December 31 of current year.....	17	3,160,000	0	(a).....0	0	0	0	0	17	3,160,000

(a) Includes Individual Credit Life Insurance, prior year \$.....0 current year \$.....0.  
Includes Group Credit Life Insurance Loans less than or equal to 60 months at issue, prior year \$.....0 current year \$.....0.  
Loans greater than 60 months at issue BUT NOT GREATER THAN 120 MONTHS, prior year \$.....0 current year \$.....0.

ACCIDENT AND HEALTH INSURANCE

	1	2	3	4	5
	Direct Premiums	Direct Premiums Earned	Dividends Paid Or Credited on Direct Business	Direct Losses Paid	Direct Losses Incurred
24. Group policies (b).....					
24.1 Federal Employee Health Benefits Plan premium (b).....					
24.2 Credit (group and individual).....					
24.3 Collectively renewable policies (b).....					
24.4 Medicare Title XVIII exempt from state taxes or fees.....					
Other Individual Policies:					
25.1 Non-cancelable (b).....					
25.2 Guaranteed renewable (b).....					
25.3 Non-renewable for stated reasons only (b).....					
25.4 Other accident only.....					
25.5 All other (b).....					
25.6 Totals (Sum of Lines 25.1 to 25.5).....	0	0	0	0	0
26. Totals (Lines 24 + 24.1 + 24.2 + 24.3 + 24.4 + 25.6).....	0	0	0	0	0

(b) For health business on indicated lines report: Number of persons insured under PPO managed products....0 and number of persons insured under indemnity only products....0.

HARLEYSVILLE LIFE INSURANCE COMPANY



DIRECT BUSINESS IN THE STATE OF OREGON DURING THE YEAR

NAIC Group Code....0140

NAIC Company Code....64327

LIFE INSURANCE

	1	2	3	4	5
	Ordinary	Credit Life (Group and Individual)	Group	Industrial	Total
DIRECT PREMIUMS AND ANNUITY CONSIDERATIONS					
1. Life insurance.....	9,269				9,269
2. Annuity considerations.....					0
3. Deposit-type contract funds.....		XXX		XXX	0
4. Other considerations.....					0
5. Totals (Sum of Lines 1 to 4).....	9,269	0	0	0	9,269
DIRECT DIVIDENDS TO POLICYHOLDERS					
Life insurance:					
6.1 Paid in cash or left on deposit.....					0
6.2 Applied to pay renewal premiums.....					0
6.3 Applied to provide paid-up additions or shorten the endowment or premium-paying period.....					0
6.4 Other.....					0
6.5 Totals (Sum of Lines 6.1 to 6.4).....	0	0	0	0	0
Annuities:					
7.1 Paid in cash or left on deposit.....					0
7.2 Applied to provide paid-up annuities.....					0
7.3 Other.....					0
7.4 Totals (Sum of Lines 7.1 to 7.3).....	0	0	0	0	0
8. Grand Totals (Lines 6.5 + 7.4).....	0	0	0	0	0
DIRECT CLAIMS AND BENEFITS PAID					
9. Death benefits.....					0
10. Matured endowments.....					0
11. Annuity benefits.....					0
12. Surrender values and withdrawals for life contracts.....					0
13. Aggregate write-ins for miscellaneous direct claims and benefits paid.....	0	0	0	0	0
14. All other benefits, except accident and health.....					0
15. Totals.....	0	0	0	0	0

DETAILS OF WRITE-INS					
1301. ....					0
1302. ....					0
1303. ....					0
1398. Summary of remaining write-ins for Line 13 from overflow page.....	0	0	0	0	0
1399. Total (Lines 1301 through 1303 plus 1398)(Line 13 above).....	0	0	0	0	0

	Ordinary		Credit Life (Group and Individual)		Group		Industrial		Total	
	1	2	3	4	5	6	7	8	9	10
	No.	Amount	No. of Ind. Pols. & Gr. Certifs.	Amount	No. of Certifs.	Amount	No.	Amount	No.	Amount
DIRECT DEATH BENEFITS AND MATURED ENDOWMENTS INCURRED										
16. Unpaid December 31, prior year.....									0	0
17. Incurred during current year.....									0	0
Settled during current year:										
18.1 By payment in full.....									0	0
18.2 By payment on compromised claims.....									0	0
18.3 Totals paid.....	0	0	0	0	0	0	0	0	0	0
18.4 Reduction by compromise.....									0	0
18.5 Amount rejected.....									0	0
18.6 Total settlements.....	0	0	0	0	0	0	0	0	0	0
19. Unpaid Dec. 31, current year (Lines 16 + 17 - 18.6).....	0	0	0	0	0	0	0	0	0	0
POLICY EXHIBIT					No. of Pol.					
20. In force December 31, prior year.....	10	2,725,000	(a).....						10	2,725,000
21. Issued during year.....									0	0
22. Other changes to in force (Net).....	1	100,000							1	100,000
23. In force December 31 of current year.....	11	2,825,000	(a).....	0	0	0	0	0	11	2,825,000

(a) Includes Individual Credit Life Insurance, prior year \$.....0 current year \$.....0.  
Includes Group Credit Life Insurance Loans less than or equal to 60 months at issue, prior year \$.....0 current year \$.....0.  
Loans greater than 60 months at issue BUT NOT GREATER THAN 120 MONTHS, prior year \$.....0 current year \$.....0.

ACCIDENT AND HEALTH INSURANCE

	1	2	3	4	5
	Direct Premiums	Direct Premiums Earned	Dividends Paid Or Credited on Direct Business	Direct Losses Paid	Direct Losses Incurred
24. Group policies (b).....					
24.1 Federal Employee Health Benefits Plan premium (b).....					
24.2 Credit (group and individual).....					
24.3 Collectively renewable policies (b).....					
24.4 Medicare Title XVIII exempt from state taxes or fees.....					
Other Individual Policies:					
25.1 Non-cancelable (b).....					
25.2 Guaranteed renewable (b).....					
25.3 Non-renewable for stated reasons only (b).....					
25.4 Other accident only.....					
25.5 All other (b).....					
25.6 Totals (Sum of Lines 25.1 to 25.5).....	0	0	0	0	0
26. Totals (Lines 24 + 24.1 + 24.2 + 24.3 + 24.4 + 25.6).....	0	0	0	0	0

(b) For health business on indicated lines report: Number of persons insured under PPO managed products....0 and number of persons insured under indemnity only products....0.

HARLEYSVILLE LIFE INSURANCE COMPANY



DIRECT BUSINESS IN OTHER ALIEN GRAND TOTAL DURING THE YEAR

NAIC Group Code....0140

NAIC Company Code....64327

LIFE INSURANCE

	1	2	3	4	5
	Ordinary	Credit Life (Group and Individual)	Group	Industrial	Total
DIRECT PREMIUMS AND ANNUITY CONSIDERATIONS					
1. Life insurance.....	8,074				8,074
2. Annuity considerations.....					0
3. Deposit-type contract funds.....		XXX		XXX	0
4. Other considerations.....					0
5. Totals (Sum of Lines 1 to 4).....	8,074	0	0	0	8,074
DIRECT DIVIDENDS TO POLICYHOLDERS					
Life insurance:					
6.1 Paid in cash or left on deposit.....					0
6.2 Applied to pay renewal premiums.....					0
6.3 Applied to provide paid-up additions or shorten the endowment or premium-paying period.....					0
6.4 Other.....					0
6.5 Totals (Sum of Lines 6.1 to 6.4).....	0	0	0	0	0
Annuities:					
7.1 Paid in cash or left on deposit.....					0
7.2 Applied to provide paid-up annuities.....					0
7.3 Other.....					0
7.4 Totals (Sum of Lines 7.1 to 7.3).....	0	0	0	0	0
8. Grand Totals (Lines 6.5 + 7.4).....	0	0	0	0	0
DIRECT CLAIMS AND BENEFITS PAID					
9. Death benefits.....					0
10. Matured endowments.....					0
11. Annuity benefits.....					0
12. Surrender values and withdrawals for life contracts.....					0
13. Aggregate write-ins for miscellaneous direct claims and benefits paid.....	0	0	0	0	0
14. All other benefits, except accident and health.....					0
15. Totals.....	0	0	0	0	0

DETAILS OF WRITE-INS					
1301. ....					0
1302. ....					0
1303. ....					0
1398. Summary of remaining write-ins for Line 13 from overflow page.....	0	0	0	0	0
1399. Total (Lines 1301 through 1303 plus 1398)(Line 13 above).....	0	0	0	0	0

	Ordinary		Credit Life (Group and Individual)		Group		Industrial		Total	
	1	2	3	4	5	6	7	8	9	10
	No.	Amount	No. of Ind. Pols. & Gr. Certifs.	Amount	No. of Certifs.	Amount	No.	Amount	No.	Amount
DIRECT DEATH BENEFITS AND MATURED ENDOWMENTS INCURRED										
16. Unpaid December 31, prior year.....									0	0
17. Incurred during current year.....									0	0
Settled during current year:										
18.1 By payment in full.....									0	0
18.2 By payment on compromised claims.....									0	0
18.3 Totals paid.....	0	0		0	0	0	0	0	0	0
18.4 Reduction by compromise.....									0	0
18.5 Amount rejected.....									0	0
18.6 Total settlements.....	0	0	0	0	0	0	0	0	0	0
19. Unpaid Dec. 31, current year (Lines 16 + 17 - 18.6).....	0	0	0	0	0	0	0	0	0	0
POLICY EXHIBIT					No. of Pol.					
20. In force December 31, prior year.....				(a).....					0	0
21. Issued during year.....									0	0
22. Other changes to in force (Net).....									0	0
23. In force December 31 of current year.....	0	0	0	(a).....0	0	0	0	0	0	0

(a) Includes Individual Credit Life Insurance, prior year \$.....0 current year \$.....0.  
Includes Group Credit Life Insurance Loans less than or equal to 60 months at issue, prior year \$.....0 current year \$.....0.  
Loans greater than 60 months at issue BUT NOT GREATER THAN 120 MONTHS, prior year \$.....0 current year \$.....0.

ACCIDENT AND HEALTH INSURANCE

	1	2	3	4	5
	Direct Premiums	Direct Premiums Earned	Dividends Paid Or Credited on Direct Business	Direct Losses Paid	Direct Losses Incurred
24. Group policies (b).....					
24.1 Federal Employee Health Benefits Plan premium (b).....					
24.2 Credit (group and individual).....					
24.3 Collectively renewable policies (b).....					
24.4 Medicare Title XVIII exempt from state taxes or fees.....					
Other Individual Policies:					
25.1 Non-cancelable (b).....					
25.2 Guaranteed renewable (b).....					
25.3 Non-renewable for stated reasons only (b).....					
25.4 Other accident only.....					
25.5 All other (b).....					
25.6 Totals (Sum of Lines 25.1 to 25.5).....	0	0	0	0	0
26. Totals (Lines 24 + 24.1 + 24.2 + 24.3 + 24.4 + 25.6).....	0	0	0	0	0

(b) For health business on indicated lines report: Number of persons insured under PPO managed products....0 and number of persons insured under indemnity only products....0.

HARLEYSVILLE LIFE INSURANCE COMPANY



DIRECT BUSINESS IN THE STATE OF PENNSYLVANIA DURING THE YEAR

NAIC Group Code....0140

NAIC Company Code....64327

LIFE INSURANCE

	1	2	3	4	5
	Ordinary	Credit Life (Group and Individual)	Group	Industrial	Total
DIRECT PREMIUMS AND ANNUITY CONSIDERATIONS					
1. Life insurance.....	9,164,675				9,164,675
2. Annuity considerations.....	1,905,129				1,905,129
3. Deposit-type contract funds.....		XXX		XXX	0
4. Other considerations.....					0
5. Totals (Sum of Lines 1 to 4).....	11,069,804	0	0	0	11,069,804
DIRECT DIVIDENDS TO POLICYHOLDERS					
Life insurance:					
6.1 Paid in cash or left on deposit.....					0
6.2 Applied to pay renewal premiums.....					0
6.3 Applied to provide paid-up additions or shorten the endowment or premium-paying period.....					0
6.4 Other.....					0
6.5 Totals (Sum of Lines 6.1 to 6.4).....	0	0	0	0	0
Annuities:					
7.1 Paid in cash or left on deposit.....					0
7.2 Applied to provide paid-up annuities.....					0
7.3 Other.....					0
7.4 Totals (Sum of Lines 7.1 to 7.3).....	0	0	0	0	0
8. Grand Totals (Lines 6.5 + 7.4).....	0	0	0	0	0
DIRECT CLAIMS AND BENEFITS PAID					
9. Death benefits.....	11,923,195		56,808		11,980,003
10. Matured endowments.....					0
11. Annuity benefits.....	456,735		719,545		1,176,280
12. Surrender values and withdrawals for life contracts.....	5,601,420				5,601,420
13. Aggregate write-ins for miscellaneous direct claims and benefits paid.....	0	0	0	0	0
14. All other benefits, except accident and health.....	63,774		18,788		82,562
15. Totals.....	18,045,124	0	795,141	0	18,840,265

DETAILS OF WRITE-INS					
1301. ....					0
1302. ....					0
1303. ....					0
1398. Summary of remaining write-ins for Line 13 from overflow page.....	0	0	0	0	0
1399. Total (Lines 1301 through 1303 plus 1398)(Line 13 above).....	0	0	0	0	0

	Ordinary		Credit Life (Group and Individual)		Group		Industrial		Total	
	1	2	3	4	5	6	7	8	9	10
	No.	Amount	No. of Ind. Pols. & Gr. Certifs.	Amount	No. of Certifs.	Amount	No.	Amount	No.	Amount
DIRECT DEATH BENEFITS AND MATURED ENDOWMENTS INCURRED										
16. Unpaid December 31, prior year.....	11	716,839			15	495,921			26	1,212,760
17. Incurred during current year.....	109	11,925,195			4	181,433			113	12,106,628
Settled during current year:										
18.1 By payment in full.....	105	11,849,237			6	247,762			111	12,096,999
18.2 By payment on compromised claims.....									0	0
18.3 Totals paid.....	105	11,849,237	0	0	6	247,762	0	0	111	12,096,999
18.4 Reduction by compromise.....									0	0
18.5 Amount rejected.....									0	0
18.6 Total settlements.....	105	11,849,237	0	0	6	247,762	0	0	111	12,096,999
19. Unpaid Dec. 31, current year (Lines 16 + 17 - 18.6).....	15	792,797	0	0	13	429,592	0	0	28	1,222,389
POLICY EXHIBIT					No. of Pol.					
20. In force December 31, prior year.....	13,777	2,826,736,290		(a).....					13,777	2,826,736,290
21. Issued during year.....									0	0
22. Other changes to in force (Net).....	(792)	(175,686,382)							(792)	(175,686,382)
23. In force December 31 of current year.....	12,985	2,651,049,908	0	(a).....0	0	0	0	0	12,985	2,651,049,908

(a) Includes Individual Credit Life Insurance, prior year \$.....0 current year \$.....0.  
Includes Group Credit Life Insurance Loans less than or equal to 60 months at issue, prior year \$.....0 current year \$.....0.  
Loans greater than 60 months at issue BUT NOT GREATER THAN 120 MONTHS, prior year \$.....0 current year \$.....0.

ACCIDENT AND HEALTH INSURANCE

	1	2	3	4	5
	Direct Premiums	Direct Premiums Earned	Dividends Paid Or Credited on Direct Business	Direct Losses Paid	Direct Losses Incurred
24. Group policies (b).....				977,966	(1,152,843)
24.1 Federal Employee Health Benefits Plan premium (b).....					
24.2 Credit (group and individual).....					
24.3 Collectively renewable policies (b).....					
24.4 Medicare Title XVIII exempt from state taxes or fees.....					
Other Individual Policies:					
25.1 Non-cancelable (b).....					
25.2 Guaranteed renewable (b).....	13,638	13,638		14,620	12,540
25.3 Non-renewable for stated reasons only (b).....					
25.4 Other accident only.....					
25.5 All other (b).....					
25.6 Totals (Sum of Lines 25.1 to 25.5).....	13,638	13,638	0	14,620	12,540
26. Totals (Lines 24 + 24.1 + 24.2 + 24.3 + 24.4 + 25.6).....	13,638	13,638	0	992,586	(1,140,303)

(b) For health business on indicated lines report: Number of persons insured under PPO managed products.....0 and number of persons insured under indemnity only products.....0.

HARLEYSVILLE LIFE INSURANCE COMPANY



DIRECT BUSINESS IN PUERTO RICO DURING THE YEAR  
NAIC Group Code....0140 NAIC Company Code....64327

LIFE INSURANCE

	1	2	3	4	5
	Ordinary	Credit Life (Group and Individual)	Group	Industrial	Total
DIRECT PREMIUMS AND ANNUITY CONSIDERATIONS					
1. Life insurance.....					0
2. Annuity considerations.....					0
3. Deposit-type contract funds.....		XXX		XXX	0
4. Other considerations.....					0
5. Totals (Sum of Lines 1 to 4).....	0	0	0	0	0
DIRECT DIVIDENDS TO POLICYHOLDERS					
Life insurance:					
6.1 Paid in cash or left on deposit.....					0
6.2 Applied to pay renewal premiums.....					0
6.3 Applied to provide paid-up additions or shorten the endowment or premium-paying period.....					0
6.4 Other.....					0
6.5 Totals (Sum of Lines 6.1 to 6.4).....	0	0	0	0	0
Annuities:					
7.1 Paid in cash or left on deposit.....					0
7.2 Applied to provide paid-up annuities.....					0
7.3 Other.....					0
7.4 Totals (Sum of Lines 7.1 to 7.3).....	0	0	0	0	0
8. Grand Totals (Lines 6.5 + 7.4).....	0	0	0	0	0
DIRECT CLAIMS AND BENEFITS PAID					
9. Death benefits.....					0
10. Matured endowments.....					0
11. Annuity benefits.....					0
12. Surrender values and withdrawals for life contracts.....					0
13. Aggregate write-ins for miscellaneous direct claims and benefits paid.....	0	0	0	0	0
14. All other benefits, except accident and health.....					0
15. Totals.....	0	0	0	0	0

DETAILS OF WRITE-INS					
1301. ....					0
1302. ....					0
1303. ....					0
1398. Summary of remaining write-ins for Line 13 from overflow page.....	0	0	0	0	0
1399. Total (Lines 1301 through 1303 plus 1398)(Line 13 above).....	0	0	0	0	0

	Ordinary		Credit Life (Group and Individual)		Group		Industrial		Total	
	1	2	3	4	5	6	7	8	9	10
	No.	Amount	No. of Ind. Pols. & Gr. Certifs.	Amount	No. of Certifs.	Amount	No.	Amount	No.	Amount
DIRECT DEATH BENEFITS AND MATURED ENDOWMENTS INCURRED										
16. Unpaid December 31, prior year.....									0	0
17. Incurred during current year.....									0	0
Settled during current year:										
18.1 By payment in full.....									0	0
18.2 By payment on compromised claims.....									0	0
18.3 Totals paid.....	0	0	0	0	0	0	0	0	0	0
18.4 Reduction by compromise.....									0	0
18.5 Amount rejected.....									0	0
18.6 Total settlements.....	0	0	0	0	0	0	0	0	0	0
19. Unpaid Dec. 31, current year (Lines 16 + 17 - 18.6).....	0	0	0	0	0	0	0	0	0	0
POLICY EXHIBIT					No. of Pol.					
20. In force December 31, prior year.....				(a).....					0	0
21. Issued during year.....									0	0
22. Other changes to in force (Net).....									0	0
23. In force December 31 of current year.....	0	0	0	(a).....	0	0	0	0	0	0

(a) Includes Individual Credit Life Insurance, prior year \$.....0 current year \$.....0.  
Includes Group Credit Life Insurance Loans less than or equal to 60 months at issue, prior year \$.....0 current year \$.....0.  
Loans greater than 60 months at issue BUT NOT GREATER THAN 120 MONTHS, prior year \$.....0 current year \$.....0.

ACCIDENT AND HEALTH INSURANCE

	1	2	3	4	5
	Direct Premiums	Direct Premiums Earned	Dividends Paid Or Credited on Direct Business	Direct Losses Paid	Direct Losses Incurred
24. Group policies (b).....					
24.1 Federal Employee Health Benefits Plan premium (b).....					
24.2 Credit (group and individual).....					
24.3 Collectively renewable policies (b).....					
24.4 Medicare Title XVIII exempt from state taxes or fees.....					
Other Individual Policies:					
25.1 Non-cancelable (b).....					
25.2 Guaranteed renewable (b).....					
25.3 Non-renewable for stated reasons only (b).....					
25.4 Other accident only.....					
25.5 All other (b).....					
25.6 Totals (Sum of Lines 25.1 to 25.5).....	0	0	0	0	0
26. Totals (Lines 24 + 24.1 + 24.2 + 24.3 + 24.4 + 25.6).....	0	0	0	0	0

(b) For health business on indicated lines report: Number of persons insured under PPO managed products.....0 and number of persons insured under indemnity only products.....0.

HARLEYSVILLE LIFE INSURANCE COMPANY



DIRECT BUSINESS IN THE STATE OF RHODE ISLAND DURING THE YEAR

NAIC Group Code....0140

NAIC Company Code....64327

LIFE INSURANCE

	1	2	3	4	5
	Ordinary	Credit Life (Group and Individual)	Group	Industrial	Total
DIRECT PREMIUMS AND ANNUITY CONSIDERATIONS					
1. Life insurance.....	486,459				486,459
2. Annuity considerations.....	14,700				14,700
3. Deposit-type contract funds.....		XXX		XXX	0
4. Other considerations.....					0
5. Totals (Sum of Lines 1 to 4).....	501,159	0	0	0	501,159
DIRECT DIVIDENDS TO POLICYHOLDERS					
Life insurance:					
6.1 Paid in cash or left on deposit.....					0
6.2 Applied to pay renewal premiums.....					0
6.3 Applied to provide paid-up additions or shorten the endowment or premium-paying period.....					0
6.4 Other.....					0
6.5 Totals (Sum of Lines 6.1 to 6.4).....	0	0	0	0	0
Annuities:					
7.1 Paid in cash or left on deposit.....					0
7.2 Applied to provide paid-up annuities.....					0
7.3 Other.....					0
7.4 Totals (Sum of Lines 7.1 to 7.3).....	0	0	0	0	0
8. Grand Totals (Lines 6.5 + 7.4).....	0	0	0	0	0
DIRECT CLAIMS AND BENEFITS PAID					
9. Death benefits.....	1,365,054				1,365,054
10. Matured endowments.....					0
11. Annuity benefits.....	978				978
12. Surrender values and withdrawals for life contracts.....	28,741				28,741
13. Aggregate write-ins for miscellaneous direct claims and benefits paid.....	0	0	0	0	0
14. All other benefits, except accident and health.....	2,082				2,082
15. Totals.....	1,396,855	0	0	0	1,396,855

DETAILS OF WRITE-INS					
1301. ....					0
1302. ....					0
1303. ....					0
1398. Summary of remaining write-ins for Line 13 from overflow page.....	0	0	0	0	0
1399. Total (Lines 1301 through 1303 plus 1398)(Line 13 above).....	0	0	0	0	0

	Ordinary		Credit Life (Group and Individual)		Group		Industrial		Total	
	1	2	3	4	5	6	7	8	9	10
	No.	Amount	No. of Ind. Pols. & Gr. Certifs.	Amount	No. of Certifs.	Amount	No.	Amount	No.	Amount
DIRECT DEATH BENEFITS AND MATURED ENDOWMENTS INCURRED										
16. Unpaid December 31, prior year.....					1	64,496			1	64,496
17. Incurred during current year.....	5	1,365,054				1,290			5	1,366,344
Settled during current year:										
18.1 By payment in full.....	5	1,365,054							5	1,365,054
18.2 By payment on compromised claims.....									0	0
18.3 Totals paid.....	5	1,365,054	0	0	0	0	0	0	5	1,365,054
18.4 Reduction by compromise.....									0	0
18.5 Amount rejected.....									0	0
18.6 Total settlements.....	5	1,365,054	0	0	0	0	0	0	5	1,365,054
19. Unpaid Dec. 31, current year (Lines 16 + 17 - 18.6).....	0	0	0	0	1	65,786	0	0	1	65,786
POLICY EXHIBIT					No. of Pol.					
20. In force December 31, prior year.....	643	185,836,969		(a).....					643	185,836,969
21. Issued during year.....									0	0
22. Other changes to in force (Net).....	(25)	(8,892,449)							(25)	(8,892,449)
23. In force December 31 of current year.....	618	176,944,520	0	(a).....0	0	0	0	0	618	176,944,520

(a) Includes Individual Credit Life Insurance, prior year \$.....0 current year \$.....0.  
Includes Group Credit Life Insurance Loans less than or equal to 60 months at issue, prior year \$.....0 current year \$.....0.  
Loans greater than 60 months at issue BUT NOT GREATER THAN 120 MONTHS, prior year \$.....0 current year \$.....0.

ACCIDENT AND HEALTH INSURANCE

	1	2	3	4	5
	Direct Premiums	Direct Premiums Earned	Dividends Paid Or Credited on Direct Business	Direct Losses Paid	Direct Losses Incurred
24. Group policies (b).....					
24.1 Federal Employee Health Benefits Plan premium (b).....					
24.2 Credit (group and individual).....					
24.3 Collectively renewable policies (b).....					
24.4 Medicare Title XVIII exempt from state taxes or fees.....					
Other Individual Policies:					
25.1 Non-cancelable (b).....					
25.2 Guaranteed renewable (b).....					
25.3 Non-renewable for stated reasons only (b).....					
25.4 Other accident only.....					
25.5 All other (b).....					
25.6 Totals (Sum of Lines 25.1 to 25.5).....	0	0	0	0	0
26. Totals (Lines 24 + 24.1 + 24.2 + 24.3 + 24.4 + 25.6).....	0	0	0	0	0

(b) For health business on indicated lines report: Number of persons insured under PPO managed products.....0 and number of persons insured under indemnity only products.....0.



HARLEYSVILLE LIFE INSURANCE COMPANY



DIRECT BUSINESS IN THE STATE OF SOUTH CAROLINA DURING THE YEAR  
NAIC Group Code.....0140 NAIC Company Code.....64327

LIFE INSURANCE

	1	2	3	4	5
	Ordinary	Credit Life (Group and Individual)	Group	Industrial	Total
DIRECT PREMIUMS AND ANNUITY CONSIDERATIONS					
1. Life insurance.....	516,473				516,473
2. Annuity considerations.....	6,708				6,708
3. Deposit-type contract funds.....		XXX		XXX	0
4. Other considerations.....					0
5. Totals (Sum of Lines 1 to 4).....	523,181	0	0	0	523,181
DIRECT DIVIDENDS TO POLICYHOLDERS					
Life insurance:					
6.1 Paid in cash or left on deposit.....					0
6.2 Applied to pay renewal premiums.....					0
6.3 Applied to provide paid-up additions or shorten the endowment or premium-paying period.....					0
6.4 Other.....					0
6.5 Totals (Sum of Lines 6.1 to 6.4).....	0	0	0	0	0
Annuities:					
7.1 Paid in cash or left on deposit.....					0
7.2 Applied to provide paid-up annuities.....					0
7.3 Other.....					0
7.4 Totals (Sum of Lines 7.1 to 7.3).....	0	0	0	0	0
8. Grand Totals (Lines 6.5 + 7.4).....	0	0	0	0	0
DIRECT CLAIMS AND BENEFITS PAID					
9. Death benefits.....	327,310				327,310
10. Matured endowments.....					0
11. Annuity benefits.....			6,490		6,490
12. Surrender values and withdrawals for life contracts.....	162,600				162,600
13. Aggregate write-ins for miscellaneous direct claims and benefits paid.....	0	0	0	0	0
14. All other benefits, except accident and health.....	1,339		357		1,696
15. Totals.....	491,249	0	6,847	0	498,096

DETAILS OF WRITE-INS					
1301. ....					0
1302. ....					0
1303. ....					0
1398. Summary of remaining write-ins for Line 13 from overflow page.....	0	0	0	0	0
1399. Total (Lines 1301 through 1303 plus 1398)(Line 13 above).....	0	0	0	0	0

	Ordinary		Credit Life (Group and Individual)		Group		Industrial		Total	
	1	2	3	4	5	6	7	8	9	10
	No.	Amount	No. of Ind. Pols. & Gr. Certifs.	Amount	No. of Certifs.	Amount	No.	Amount	No.	Amount
DIRECT DEATH BENEFITS AND MATURED ENDOWMENTS INCURRED										
16. Unpaid December 31, prior year.....	1	45,454							1	45,454
17. Incurred during current year.....	4	327,310							4	327,310
Settled during current year:										
18.1 By payment in full.....	5	372,764							5	372,764
18.2 By payment on compromised claims.....									0	0
18.3 Totals paid.....	5	372,764	0	0	0	0	0	0	5	372,764
18.4 Reduction by compromise.....									0	0
18.5 Amount rejected.....									0	0
18.6 Total settlements.....	5	372,764	0	0	0	0	0	0	5	372,764
19. Unpaid Dec. 31, current year (Lines 16 + 17 - 18.6).....	0	(0)	0	0	0	0	0	0	0	(0)
POLICY EXHIBIT					No. of Pol.					
20. In force December 31, prior year.....	726	156,521,381		(a).....					726	156,521,381
21. Issued during year.....									0	0
22. Other changes to in force (Net).....	(25)	(1,930,981)							(25)	(1,930,981)
23. In force December 31 of current year.....	701	154,590,400	0	(a).....0	0	0	0	0	701	154,590,400

(a) Includes Individual Credit Life Insurance, prior year \$.....0 current year \$.....0.  
Includes Group Credit Life Insurance Loans less than or equal to 60 months at issue, prior year \$.....0 current year \$.....0.  
Loans greater than 60 months at issue BUT NOT GREATER THAN 120 MONTHS, prior year \$.....0 current year \$.....0.

ACCIDENT AND HEALTH INSURANCE

	1	2	3	4	5
	Direct Premiums	Direct Premiums Earned	Dividends Paid Or Credited on Direct Business	Direct Losses Paid	Direct Losses Incurred
24. Group policies (b).....				9,024	9,024
24.1 Federal Employee Health Benefits Plan premium (b).....					
24.2 Credit (group and individual).....					
24.3 Collectively renewable policies (b).....					
24.4 Medicare Title XVIII exempt from state taxes or fees.....					
Other Individual Policies:					
25.1 Non-cancelable (b).....					
25.2 Guaranteed renewable (b).....					
25.3 Non-renewable for stated reasons only (b).....					
25.4 Other accident only.....					
25.5 All other (b).....					
25.6 Totals (Sum of Lines 25.1 to 25.5).....	0	0	0	0	0
26. Totals (Lines 24 + 24.1 + 24.2 + 24.3 + 24.4 + 25.6).....	0	0	0	9,024	9,024

(b) For health business on indicated lines report: Number of persons insured under PPO managed products.....0 and number of persons insured under indemnity only products.....0.

HARLEYSVILLE LIFE INSURANCE COMPANY



DIRECT BUSINESS IN THE STATE OF SOUTH DAKOTA DURING THE YEAR

NAIC Group Code....0140

NAIC Company Code....64327

LIFE INSURANCE

	1	2	3	4	5
	Ordinary	Credit Life (Group and Individual)	Group	Industrial	Total
DIRECT PREMIUMS AND ANNUITY CONSIDERATIONS					
1. Life insurance.....	5,820				5,820
2. Annuity considerations.....					0
3. Deposit-type contract funds.....		XXX		XXX	0
4. Other considerations.....					0
5. Totals (Sum of Lines 1 to 4).....	5,820	0	0	0	5,820
DIRECT DIVIDENDS TO POLICYHOLDERS					
Life insurance:					
6.1 Paid in cash or left on deposit.....					0
6.2 Applied to pay renewal premiums.....					0
6.3 Applied to provide paid-up additions or shorten the endowment or premium-paying period.....					0
6.4 Other.....					0
6.5 Totals (Sum of Lines 6.1 to 6.4).....	0	0	0	0	0
Annuities:					
7.1 Paid in cash or left on deposit.....					0
7.2 Applied to provide paid-up annuities.....					0
7.3 Other.....					0
7.4 Totals (Sum of Lines 7.1 to 7.3).....	0	0	0	0	0
8. Grand Totals (Lines 6.5 + 7.4).....	0	0	0	0	0
DIRECT CLAIMS AND BENEFITS PAID					
9. Death benefits.....					0
10. Matured endowments.....					0
11. Annuity benefits.....					0
12. Surrender values and withdrawals for life contracts.....					0
13. Aggregate write-ins for miscellaneous direct claims and benefits paid.....	0	0	0	0	0
14. All other benefits, except accident and health.....					0
15. Totals.....	0	0	0	0	0

DETAILS OF WRITE-INS					
1301. ....					0
1302. ....					0
1303. ....					0
1398. Summary of remaining write-ins for Line 13 from overflow page.....	0	0	0	0	0
1399. Total (Lines 1301 through 1303 plus 1398)(Line 13 above).....	0	0	0	0	0

	Ordinary		Credit Life (Group and Individual)		Group		Industrial		Total	
	1	2	3	4	5	6	7	8	9	10
	No.	Amount	No. of Ind. Pols. & Gr. Certifs.	Amount	No. of Certifs.	Amount	No.	Amount	No.	Amount
DIRECT DEATH BENEFITS AND MATURED ENDOWMENTS INCURRED										
16. Unpaid December 31, prior year.....									0	0
17. Incurred during current year.....									0	0
Settled during current year:										
18.1 By payment in full.....									0	0
18.2 By payment on compromised claims.....									0	0
18.3 Totals paid.....	0	0	0	0	0	0	0	0	0	0
18.4 Reduction by compromise.....									0	0
18.5 Amount rejected.....									0	0
18.6 Total settlements.....	0	0	0	0	0	0	0	0	0	0
19. Unpaid Dec. 31, current year (Lines 16 + 17 - 18.6).....	0	0	0	0	0	0	0	0	0	0
POLICY EXHIBIT					No. of Pol.					
20. In force December 31, prior year.....	9	2,905,000		(a).....					9	2,905,000
21. Issued during year.....									0	0
22. Other changes to in force (Net).....		(75,000)							0	(75,000)
23. In force December 31 of current year.....	9	2,830,000	0	(a).....0	0	0	0	0	9	2,830,000

(a) Includes Individual Credit Life Insurance, prior year \$.....0 current year \$.....0.  
Includes Group Credit Life Insurance Loans less than or equal to 60 months at issue, prior year \$.....0 current year \$.....0.  
Loans greater than 60 months at issue BUT NOT GREATER THAN 120 MONTHS, prior year \$.....0 current year \$.....0.

ACCIDENT AND HEALTH INSURANCE

	1	2	3	4	5
	Direct Premiums	Direct Premiums Earned	Dividends Paid Or Credited on Direct Business	Direct Losses Paid	Direct Losses Incurred
24. Group policies (b).....					
24.1 Federal Employee Health Benefits Plan premium (b).....					
24.2 Credit (group and individual).....					
24.3 Collectively renewable policies (b).....					
24.4 Medicare Title XVIII exempt from state taxes or fees.....					
Other Individual Policies:					
25.1 Non-cancelable (b).....					
25.2 Guaranteed renewable (b).....					
25.3 Non-renewable for stated reasons only (b).....					
25.4 Other accident only.....					
25.5 All other (b).....					
25.6 Totals (Sum of Lines 25.1 to 25.5).....	0	0	0	0	0
26. Totals (Lines 24 + 24.1 + 24.2 + 24.3 + 24.4 + 25.6).....	0	0	0	0	0

(b) For health business on indicated lines report: Number of persons insured under PPO managed products.....0 and number of persons insured under indemnity only products.....0.

HARLEYSVILLE LIFE INSURANCE COMPANY



DIRECT BUSINESS IN THE STATE OF TENNESSEE DURING THE YEAR

NAIC Group Code....0140

NAIC Company Code....64327

LIFE INSURANCE

	1	2	3	4	5
	Ordinary	Credit Life (Group and Individual)	Group	Industrial	Total
DIRECT PREMIUMS AND ANNUITY CONSIDERATIONS					
1. Life insurance.....	54,242				54,242
2. Annuity considerations.....					0
3. Deposit-type contract funds.....		XXX		XXX	0
4. Other considerations.....					0
5. Totals (Sum of Lines 1 to 4).....	54,242	0	0	0	54,242
DIRECT DIVIDENDS TO POLICYHOLDERS					
Life insurance:					
6.1 Paid in cash or left on deposit.....					0
6.2 Applied to pay renewal premiums.....					0
6.3 Applied to provide paid-up additions or shorten the endowment or premium-paying period.....					0
6.4 Other.....					0
6.5 Totals (Sum of Lines 6.1 to 6.4).....	0	0	0	0	0
Annuities:					
7.1 Paid in cash or left on deposit.....					0
7.2 Applied to provide paid-up annuities.....					0
7.3 Other.....					0
7.4 Totals (Sum of Lines 7.1 to 7.3).....	0	0	0	0	0
8. Grand Totals (Lines 6.5 + 7.4).....	0	0	0	0	0
DIRECT CLAIMS AND BENEFITS PAID					
9. Death benefits.....			77,506		77,506
10. Matured endowments.....					0
11. Annuity benefits.....					0
12. Surrender values and withdrawals for life contracts.....	56,552				56,552
13. Aggregate write-ins for miscellaneous direct claims and benefits paid.....	0	0	0	0	0
14. All other benefits, except accident and health.....			329		329
15. Totals.....	56,552	0	77,835	0	134,387

DETAILS OF WRITE-INS					
1301. ....					0
1302. ....					0
1303. ....					0
1398. Summary of remaining write-ins for Line 13 from overflow page.....	0	0	0	0	0
1399. Total (Lines 1301 through 1303 plus 1398)(Line 13 above).....	0	0	0	0	0

	Ordinary		Credit Life (Group and Individual)		Group		Industrial		Total	
	1	2	3	4	5	6	7	8	9	10
	No.	Amount	No. of Ind. Pols. & Gr. Certifs.	Amount	No. of Certifs.	Amount	No.	Amount	No.	Amount
DIRECT DEATH BENEFITS AND MATURED ENDOWMENTS INCURRED										
16. Unpaid December 31, prior year.....									0	0
17. Incurred during current year.....					1	77,506			1	77,506
Settled during current year:										
18.1 By payment in full.....					1	77,506			1	77,506
18.2 By payment on compromised claims.....									0	0
18.3 Totals paid.....	0	0	0	0	1	77,506	0	0	1	77,506
18.4 Reduction by compromise.....									0	0
18.5 Amount rejected.....									0	0
18.6 Total settlements.....	0	0	0	0	1	77,506	0	0	1	77,506
19. Unpaid Dec. 31, current year (Lines 16 + 17 - 18.6).....	0	0	0	0	0	0	0	0	0	0
POLICY EXHIBIT					No. of Pol.					
20. In force December 31, prior year.....	97	22,118,870		(a).....					97	22,118,870
21. Issued during year.....									0	0
22. Other changes to in force (Net).....	(5)	(1,673,475)							(5)	(1,673,475)
23. In force December 31 of current year.....	92	20,445,395	0	(a).....0	0	0	0	0	92	20,445,395

(a) Includes Individual Credit Life Insurance, prior year \$.....0 current year \$.....0.  
Includes Group Credit Life Insurance Loans less than or equal to 60 months at issue, prior year \$.....0 current year \$.....0.  
Loans greater than 60 months at issue BUT NOT GREATER THAN 120 MONTHS, prior year \$.....0 current year \$.....0.

ACCIDENT AND HEALTH INSURANCE

	1	2	3	4	5
	Direct Premiums	Direct Premiums Earned	Dividends Paid Or Credited on Direct Business	Direct Losses Paid	Direct Losses Incurred
24. Group policies (b).....				44,669	44,669
24.1 Federal Employee Health Benefits Plan premium (b).....					
24.2 Credit (group and individual).....					
24.3 Collectively renewable policies (b).....					
24.4 Medicare Title XVIII exempt from state taxes or fees.....					
Other Individual Policies:					
25.1 Non-cancelable (b).....					
25.2 Guaranteed renewable (b).....					
25.3 Non-renewable for stated reasons only (b).....					
25.4 Other accident only.....					
25.5 All other (b).....					
25.6 Totals (Sum of Lines 25.1 to 25.5).....	0	0	0	0	0
26. Totals (Lines 24 + 24.1 + 24.2 + 24.3 + 24.4 + 25.6).....	0	0	0	44,669	44,669

(b) For health business on indicated lines report: Number of persons insured under PPO managed products.....0 and number of persons insured under indemnity only products.....0.

HARLEYSVILLE LIFE INSURANCE COMPANY



DIRECT BUSINESS IN THE STATE OF TEXAS DURING THE YEAR

NAIC Group Code....0140

NAIC Company Code....64327

LIFE INSURANCE

	1	2	3	4	5
	Ordinary	Credit Life (Group and Individual)	Group	Industrial	Total
DIRECT PREMIUMS AND ANNUITY CONSIDERATIONS					
1. Life insurance.....	116,969				116,969
2. Annuity considerations.....					0
3. Deposit-type contract funds.....		XXX		XXX	0
4. Other considerations.....					0
5. Totals (Sum of Lines 1 to 4).....	116,969	0	0	0	116,969
DIRECT DIVIDENDS TO POLICYHOLDERS					
Life insurance:					
6.1 Paid in cash or left on deposit.....					0
6.2 Applied to pay renewal premiums.....					0
6.3 Applied to provide paid-up additions or shorten the endowment or premium-paying period.....					0
6.4 Other.....					0
6.5 Totals (Sum of Lines 6.1 to 6.4).....	0	0	0	0	0
Annuities:					
7.1 Paid in cash or left on deposit.....					0
7.2 Applied to provide paid-up annuities.....					0
7.3 Other.....					0
7.4 Totals (Sum of Lines 7.1 to 7.3).....	0	0	0	0	0
8. Grand Totals (Lines 6.5 + 7.4).....	0	0	0	0	0
DIRECT CLAIMS AND BENEFITS PAID					
9. Death benefits.....					0
10. Matured endowments.....					0
11. Annuity benefits.....					0
12. Surrender values and withdrawals for life contracts.....	14,572				14,572
13. Aggregate write-ins for miscellaneous direct claims and benefits paid.....	0	0	0	0	0
14. All other benefits, except accident and health.....					0
15. Totals.....	14,572	0	0	0	14,572

DETAILS OF WRITE-INS					
1301. ....					0
1302. ....					0
1303. ....					0
1398. Summary of remaining write-ins for Line 13 from overflow page.....	0	0	0	0	0
1399. Total (Lines 1301 through 1303 plus 1398)(Line 13 above).....	0	0	0	0	0

	Ordinary		Credit Life (Group and Individual)		Group		Industrial		Total	
	1	2	3	4	5	6	7	8	9	10
	No.	Amount	No. of Ind. Pols. & Gr. Certifs.	Amount	No. of Certifs.	Amount	No.	Amount	No.	Amount
DIRECT DEATH BENEFITS AND MATURED ENDOWMENTS INCURRED										
16. Unpaid December 31, prior year.....									0	0
17. Incurred during current year.....									0	0
Settled during current year:										
18.1 By payment in full.....									0	0
18.2 By payment on compromised claims.....									0	0
18.3 Totals paid.....	0	0	0	0	0	0	0	0	0	0
18.4 Reduction by compromise.....									0	0
18.5 Amount rejected.....									0	0
18.6 Total settlements.....	0	0	0	0	0	0	0	0	0	0
19. Unpaid Dec. 31, current year (Lines 16 + 17 - 18.6).....	0	0	0	0	0	0	0	0	0	0
POLICY EXHIBIT					No. of Pol.					
20. In force December 31, prior year.....	118	28,023,048		(a).....					118	28,023,048
21. Issued during year.....									0	0
22. Other changes to in force (Net).....	(9)	(1,036,141)							(9)	(1,036,141)
23. In force December 31 of current year.....	109	26,986,907	0	(a).....0	0	0	0	0	109	26,986,907

(a) Includes Individual Credit Life Insurance, prior year \$.....0 current year \$.....0.  
Includes Group Credit Life Insurance Loans less than or equal to 60 months at issue, prior year \$.....0 current year \$.....0.  
Loans greater than 60 months at issue BUT NOT GREATER THAN 120 MONTHS, prior year \$.....0 current year \$.....0.

ACCIDENT AND HEALTH INSURANCE

	1	2	3	4	5
	Direct Premiums	Direct Premiums Earned	Dividends Paid Or Credited on Direct Business	Direct Losses Paid	Direct Losses Incurred
24. Group policies (b).....					
24.1 Federal Employee Health Benefits Plan premium (b).....					
24.2 Credit (group and individual).....					
24.3 Collectively renewable policies (b).....					
24.4 Medicare Title XVIII exempt from state taxes or fees.....					
Other Individual Policies:					
25.1 Non-cancelable (b).....					
25.2 Guaranteed renewable (b).....					
25.3 Non-renewable for stated reasons only (b).....					
25.4 Other accident only.....					
25.5 All other (b).....					
25.6 Totals (Sum of Lines 25.1 to 25.5).....	0	0	0	0	0
26. Totals (Lines 24 + 24.1 + 24.2 + 24.3 + 24.4 + 25.6).....	0	0	0	0	0

(b) For health business on indicated lines report: Number of persons insured under PPO managed products.....0 and number of persons insured under indemnity only products.....0.

HARLEYSVILLE LIFE INSURANCE COMPANY



DIRECT BUSINESS IN THE STATE OF UTAH DURING THE YEAR  
NAIC Group Code....0140 NAIC Company Code....64327

LIFE INSURANCE

	1	2	3	4	5
	Ordinary	Credit Life (Group and Individual)	Group	Industrial	Total
DIRECT PREMIUMS AND ANNUITY CONSIDERATIONS					
1. Life insurance.....	1,630				1,630
2. Annuity considerations.....					0
3. Deposit-type contract funds.....		XXX		XXX	0
4. Other considerations.....					0
5. Totals (Sum of Lines 1 to 4).....	1,630	0	0	0	1,630
DIRECT DIVIDENDS TO POLICYHOLDERS					
Life insurance:					
6.1 Paid in cash or left on deposit.....					0
6.2 Applied to pay renewal premiums.....					0
6.3 Applied to provide paid-up additions or shorten the endowment or premium-paying period.....					0
6.4 Other.....					0
6.5 Totals (Sum of Lines 6.1 to 6.4).....	0	0	0	0	0
Annuities:					
7.1 Paid in cash or left on deposit.....					0
7.2 Applied to provide paid-up annuities.....					0
7.3 Other.....					0
7.4 Totals (Sum of Lines 7.1 to 7.3).....	0	0	0	0	0
8. Grand Totals (Lines 6.5 + 7.4).....	0	0	0	0	0
DIRECT CLAIMS AND BENEFITS PAID					
9. Death benefits.....					0
10. Matured endowments.....					0
11. Annuity benefits.....					0
12. Surrender values and withdrawals for life contracts.....					0
13. Aggregate write-ins for miscellaneous direct claims and benefits paid.....	0	0	0	0	0
14. All other benefits, except accident and health.....					0
15. Totals.....	0	0	0	0	0

DETAILS OF WRITE-INS					
1301. ....					0
1302. ....					0
1303. ....					0
1398. Summary of remaining write-ins for Line 13 from overflow page.....	0	0	0	0	0
1399. Total (Lines 1301 through 1303 plus 1398)(Line 13 above).....	0	0	0	0	0

	Ordinary		Credit Life (Group and Individual)		Group		Industrial		Total	
	1	2	3	4	5	6	7	8	9	10
	No.	Amount	No. of Ind. Pols. & Gr. Certifs.	Amount	No. of Certifs.	Amount	No.	Amount	No.	Amount
DIRECT DEATH BENEFITS AND MATURED ENDOWMENTS INCURRED										
16. Unpaid December 31, prior year.....									0	0
17. Incurred during current year.....									0	0
Settled during current year:										
18.1 By payment in full.....									0	0
18.2 By payment on compromised claims.....									0	0
18.3 Totals paid.....	0	0	0	0	0	0	0	0	0	0
18.4 Reduction by compromise.....									0	0
18.5 Amount rejected.....									0	0
18.6 Total settlements.....	0	0	0	0	0	0	0	0	0	0
19. Unpaid Dec. 31, current year (Lines 16 + 17 - 18.6).....	0	0	0	0	0	0	0	0	0	0
POLICY EXHIBIT					No. of Pol.					
20. In force December 31, prior year.....	6	1,372,000		(a).....					6	1,372,000
21. Issued during year.....									0	0
22. Other changes to in force (Net).....									0	0
23. In force December 31 of current year.....	6	1,372,000	0	(a).....0	0	0	0	0	6	1,372,000

(a) Includes Individual Credit Life Insurance, prior year \$.....0 current year \$.....0.  
Includes Group Credit Life Insurance Loans less than or equal to 60 months at issue, prior year \$.....0 current year \$.....0.  
Loans greater than 60 months at issue BUT NOT GREATER THAN 120 MONTHS, prior year \$.....0 current year \$.....0.

ACCIDENT AND HEALTH INSURANCE

	1	2	3	4	5
	Direct Premiums	Direct Premiums Earned	Dividends Paid Or Credited on Direct Business	Direct Losses Paid	Direct Losses Incurred
24. Group policies (b).....					
24.1 Federal Employee Health Benefits Plan premium (b).....					
24.2 Credit (group and individual).....					
24.3 Collectively renewable policies (b).....					
24.4 Medicare Title XVIII exempt from state taxes or fees.....					
Other Individual Policies:					
25.1 Non-cancelable (b).....					
25.2 Guaranteed renewable (b).....					
25.3 Non-renewable for stated reasons only (b).....					
25.4 Other accident only.....					
25.5 All other (b).....					
25.6 Totals (Sum of Lines 25.1 to 25.5).....	0	0	0	0	0
26. Totals (Lines 24 + 24.1 + 24.2 + 24.3 + 24.4 + 25.6).....	0	0	0	0	0

(b) For health business on indicated lines report: Number of persons insured under PPO managed products....0 and number of persons insured under indemnity only products....0.



DIRECT BUSINESS IN THE STATE OF VIRGINIA DURING THE YEAR

NAIC Group Code....0140

NAIC Company Code....64327

LIFE INSURANCE

	1	2	3	4	5
	Ordinary	Credit Life (Group and Individual)	Group	Industrial	Total
DIRECT PREMIUMS AND ANNUITY CONSIDERATIONS					
1. Life insurance.....	2,207,784				2,207,784
2. Annuity considerations.....	160,032				160,032
3. Deposit-type contract funds.....		XXX		XXX	0
4. Other considerations.....					0
5. Totals (Sum of Lines 1 to 4).....	2,367,816	0	0	0	2,367,816
DIRECT DIVIDENDS TO POLICYHOLDERS					
Life insurance:					
6.1 Paid in cash or left on deposit.....					0
6.2 Applied to pay renewal premiums.....					0
6.3 Applied to provide paid-up additions or shorten the endowment or premium-paying period.....					0
6.4 Other.....					0
6.5 Totals (Sum of Lines 6.1 to 6.4).....	0	0	0	0	0
Annuities:					
7.1 Paid in cash or left on deposit.....					0
7.2 Applied to provide paid-up annuities.....					0
7.3 Other.....					0
7.4 Totals (Sum of Lines 7.1 to 7.3).....	0	0	0	0	0
8. Grand Totals (Lines 6.5 + 7.4).....	0	0	0	0	0
DIRECT CLAIMS AND BENEFITS PAID					
9. Death benefits.....	994,478		85,146		1,079,624
10. Matured endowments.....					0
11. Annuity benefits.....	360,028		51,549		411,577
12. Surrender values and withdrawals for life contracts.....	1,420,610				1,420,610
13. Aggregate write-ins for miscellaneous direct claims and benefits paid.....	0	0	0	0	0
14. All other benefits, except accident and health.....	5,006		4,014		9,020
15. Totals.....	2,780,122	0	140,709	0	2,920,831

DETAILS OF WRITE-INS					
1301. ....					0
1302. ....					0
1303. ....					0
1398. Summary of remaining write-ins for Line 13 from overflow page.....	0	0	0	0	0
1399. Total (Lines 1301 through 1303 plus 1398)(Line 13 above).....	0	0	0	0	0

	Ordinary		Credit Life (Group and Individual)		Group		Industrial		Total	
	1	2	3	4	5	6	7	8	9	10
	No.	Amount	No. of Ind. Pols. & Gr. Certifs.	Amount	No. of Certifs.	Amount	No.	Amount	No.	Amount
DIRECT DEATH BENEFITS AND MATURED ENDOWMENTS INCURRED										
16. Unpaid December 31, prior year.....	5	175,186			1	68,533			6	243,719
17. Incurred during current year.....	13	994,478			3	86,517			16	1,080,994
Settled during current year:										
18.1 By payment in full.....	15	954,664			3	85,146			18	1,039,809
18.2 By payment on compromised claims.....									0	0
18.3 Totals paid.....	15	954,664	0	0	3	85,146	0	0	18	1,039,809
18.4 Reduction by compromise.....									0	0
18.5 Amount rejected.....									0	0
18.6 Total settlements.....	15	954,664	0	0	3	85,146	0	0	18	1,039,809
19. Unpaid Dec. 31, current year (Lines 16 + 17 - 18.6).....	3	215,000	0	0	1	69,904	0	0	4	284,904
POLICY EXHIBIT					No. of Pol.					
20. In force December 31, prior year.....	2,870	682,225,589		(a).....					2,870	682,225,589
21. Issued during year.....									0	0
22. Other changes to in force (Net).....	(153)	(39,288,044)							(153)	(39,288,044)
23. In force December 31 of current year.....	2,717	642,937,545	0	(a).....0	0	0	0	0	2,717	642,937,545

(a) Includes Individual Credit Life Insurance, prior year \$.....0 current year \$.....0.  
Includes Group Credit Life Insurance Loans less than or equal to 60 months at issue, prior year \$.....0 current year \$.....0.  
Loans greater than 60 months at issue BUT NOT GREATER THAN 120 MONTHS, prior year \$.....0 current year \$.....0.

ACCIDENT AND HEALTH INSURANCE

	1	2	3	4	5
	Direct Premiums	Direct Premiums Earned	Dividends Paid Or Credited on Direct Business	Direct Losses Paid	Direct Losses Incurred
24. Group policies (b).....				117,586	117,586
24.1 Federal Employee Health Benefits Plan premium (b).....					
24.2 Credit (group and individual).....					
24.3 Collectively renewable policies (b).....					
24.4 Medicare Title XVIII exempt from state taxes or fees.....					
Other Individual Policies:					
25.1 Non-cancelable (b).....					
25.2 Guaranteed renewable (b).....	1,090	1,090			
25.3 Non-renewable for stated reasons only (b).....					
25.4 Other accident only.....					
25.5 All other (b).....					
25.6 Totals (Sum of Lines 25.1 to 25.5).....	1,090	1,090	0	0	0
26. Totals (Lines 24 + 24.1 + 24.2 + 24.3 + 24.4 + 25.6).....	1,090	1,090	0	117,586	117,586

(b) For health business on indicated lines report: Number of persons insured under PPO managed products.....0 and number of persons insured under indemnity only products.....0.



DIRECT BUSINESS IN U.S. VIRGIN ISLANDS DURING THE YEAR

NAIC Group Code....0140

NAIC Company Code....64327

LIFE INSURANCE

	1	2	3	4	5
	Ordinary	Credit Life (Group and Individual)	Group	Industrial	Total
DIRECT PREMIUMS AND ANNUITY CONSIDERATIONS					
1. Life insurance.....					0
2. Annuity considerations.....					0
3. Deposit-type contract funds.....		XXX		XXX	0
4. Other considerations.....					0
5. Totals (Sum of Lines 1 to 4).....	0	0	0	0	0
DIRECT DIVIDENDS TO POLICYHOLDERS					
Life insurance:					
6.1 Paid in cash or left on deposit.....					0
6.2 Applied to pay renewal premiums.....					0
6.3 Applied to provide paid-up additions or shorten the endowment or premium-paying period.....					0
6.4 Other.....					0
6.5 Totals (Sum of Lines 6.1 to 6.4).....	0	0	0	0	0
Annuities:					
7.1 Paid in cash or left on deposit.....					0
7.2 Applied to provide paid-up annuities.....					0
7.3 Other.....					0
7.4 Totals (Sum of Lines 7.1 to 7.3).....	0	0	0	0	0
8. Grand Totals (Lines 6.5 + 7.4).....	0	0	0	0	0
DIRECT CLAIMS AND BENEFITS PAID					
9. Death benefits.....					0
10. Matured endowments.....					0
11. Annuity benefits.....					0
12. Surrender values and withdrawals for life contracts.....					0
13. Aggregate write-ins for miscellaneous direct claims and benefits paid.....	0	0	0	0	0
14. All other benefits, except accident and health.....					0
15. Totals.....	0	0	0	0	0

DETAILS OF WRITE-INS					
1301. ....					0
1302. ....					0
1303. ....					0
1398. Summary of remaining write-ins for Line 13 from overflow page.....	0	0	0	0	0
1399. Total (Lines 1301 through 1303 plus 1398)(Line 13 above).....	0	0	0	0	0

	Ordinary		Credit Life (Group and Individual)		Group		Industrial		Total	
	1	2	3	4	5	6	7	8	9	10
	No.	Amount	No. of Ind. Pols. & Gr. Certifs.	Amount	No. of Certifs.	Amount	No.	Amount	No.	Amount
DIRECT DEATH BENEFITS AND MATURED ENDOWMENTS INCURRED										
16. Unpaid December 31, prior year.....									0	0
17. Incurred during current year.....									0	0
Settled during current year:										
18.1 By payment in full.....									0	0
18.2 By payment on compromised claims.....									0	0
18.3 Totals paid.....	0	0		0	0	0	0	0	0	0
18.4 Reduction by compromise.....									0	0
18.5 Amount rejected.....									0	0
18.6 Total settlements.....	0	0	0	0	0	0	0	0	0	0
19. Unpaid Dec. 31, current year (Lines 16 + 17 - 18.6).....	0	0	0	0	0	0	0	0	0	0
POLICY EXHIBIT					No. of Pol.					
20. In force December 31, prior year.....				(a).....					0	0
21. Issued during year.....									0	0
22. Other changes to in force (Net).....									0	0
23. In force December 31 of current year.....	0	0	0	(a).....0	0	0	0	0	0	0

(a) Includes Individual Credit Life Insurance, prior year \$.....0 current year \$.....0.  
Includes Group Credit Life Insurance Loans less than or equal to 60 months at issue, prior year \$.....0 current year \$.....0.  
Loans greater than 60 months at issue BUT NOT GREATER THAN 120 MONTHS, prior year \$.....0 current year \$.....0.

ACCIDENT AND HEALTH INSURANCE

	1	2	3	4	5
	Direct Premiums	Direct Premiums Earned	Dividends Paid Or Credited on Direct Business	Direct Losses Paid	Direct Losses Incurred
24. Group policies (b).....					
24.1 Federal Employee Health Benefits Plan premium (b).....					
24.2 Credit (group and individual).....					
24.3 Collectively renewable policies (b).....					
24.4 Medicare Title XVIII exempt from state taxes or fees.....					
Other Individual Policies:					
25.1 Non-cancelable (b).....					
25.2 Guaranteed renewable (b).....					
25.3 Non-renewable for stated reasons only (b).....					
25.4 Other accident only.....					
25.5 All other (b).....					
25.6 Totals (Sum of Lines 25.1 to 25.5).....	0	0	0	0	0
26. Totals (Lines 24 + 24.1 + 24.2 + 24.3 + 24.4 + 25.6).....	0	0	0	0	0

(b) For health business on indicated lines report: Number of persons insured under PPO managed products.....0 and number of persons insured under indemnity only products.....0.

HARLEYSVILLE LIFE INSURANCE COMPANY



DIRECT BUSINESS IN THE STATE OF VERMONT DURING THE YEAR  
NAIC Group Code....0140 NAIC Company Code....64327

LIFE INSURANCE

	1	2	3	4	5
	Ordinary	Credit Life (Group and Individual)	Group	Industrial	Total
DIRECT PREMIUMS AND ANNUITY CONSIDERATIONS					
1. Life insurance.....	16,488				16,488
2. Annuity considerations.....					0
3. Deposit-type contract funds.....		XXX		XXX	0
4. Other considerations.....					0
5. Totals (Sum of Lines 1 to 4).....	16,488	0	0	0	16,488
DIRECT DIVIDENDS TO POLICYHOLDERS					
Life insurance:					
6.1 Paid in cash or left on deposit.....					0
6.2 Applied to pay renewal premiums.....					0
6.3 Applied to provide paid-up additions or shorten the endowment or premium-paying period.....					0
6.4 Other.....					0
6.5 Totals (Sum of Lines 6.1 to 6.4).....	0	0	0	0	0
Annuities:					
7.1 Paid in cash or left on deposit.....					0
7.2 Applied to provide paid-up annuities.....					0
7.3 Other.....					0
7.4 Totals (Sum of Lines 7.1 to 7.3).....	0	0	0	0	0
8. Grand Totals (Lines 6.5 + 7.4).....	0	0	0	0	0
DIRECT CLAIMS AND BENEFITS PAID					
9. Death benefits.....					0
10. Matured endowments.....					0
11. Annuity benefits.....					0
12. Surrender values and withdrawals for life contracts.....	20,892				20,892
13. Aggregate write-ins for miscellaneous direct claims and benefits paid.....	0	0	0	0	0
14. All other benefits, except accident and health.....					0
15. Totals.....	20,892	0	0	0	20,892

DETAILS OF WRITE-INS					
1301. ....					0
1302. ....					0
1303. ....					0
1398. Summary of remaining write-ins for Line 13 from overflow page.....	0	0	0	0	0
1399. Total (Lines 1301 through 1303 plus 1398)(Line 13 above).....	0	0	0	0	0

	Ordinary		Credit Life (Group and Individual)		Group		Industrial		Total	
	1	2	3	4	5	6	7	8	9	10
	No.	Amount	No. of Ind. Pols. & Gr. Certifs.	Amount	No. of Certifs.	Amount	No.	Amount	No.	Amount
DIRECT DEATH BENEFITS AND MATURED ENDOWMENTS INCURRED										
16. Unpaid December 31, prior year.....									0	0
17. Incurred during current year.....									0	0
Settled during current year:										
18.1 By payment in full.....									0	0
18.2 By payment on compromised claims.....									0	0
18.3 Totals paid.....	0	0	0	0	0	0	0	0	0	0
18.4 Reduction by compromise.....									0	0
18.5 Amount rejected.....									0	0
18.6 Total settlements.....	0	0	0	0	0	0	0	0	0	0
19. Unpaid Dec. 31, current year (Lines 16 + 17 - 18.6).....	0	0	0	0	0	0	0	0	0	0
POLICY EXHIBIT					No. of Pol.					
20. In force December 31, prior year.....	30	8,208,642		(a).....					30	8,208,642
21. Issued during year.....									0	0
22. Other changes to in force (Net).....	5	1,101,672							5	1,101,672
23. In force December 31 of current year.....	35	9,310,314	0	(a).....0	0	0	0	0	35	9,310,314

(a) Includes Individual Credit Life Insurance, prior year \$.....0 current year \$.....0.  
Includes Group Credit Life Insurance Loans less than or equal to 60 months at issue, prior year \$.....0 current year \$.....0.  
Loans greater than 60 months at issue BUT NOT GREATER THAN 120 MONTHS, prior year \$.....0 current year \$.....0.

ACCIDENT AND HEALTH INSURANCE

	1	2	3	4	5
	Direct Premiums	Direct Premiums Earned	Dividends Paid Or Credited on Direct Business	Direct Losses Paid	Direct Losses Incurred
24. Group policies (b).....					
24.1 Federal Employee Health Benefits Plan premium (b).....					
24.2 Credit (group and individual).....					
24.3 Collectively renewable policies (b).....					
24.4 Medicare Title XVIII exempt from state taxes or fees.....					
Other Individual Policies:					
25.1 Non-cancelable (b).....					
25.2 Guaranteed renewable (b).....					
25.3 Non-renewable for stated reasons only (b).....					
25.4 Other accident only.....					
25.5 All other (b).....					
25.6 Totals (Sum of Lines 25.1 to 25.5).....	0	0	0	0	0
26. Totals (Lines 24 + 24.1 + 24.2 + 24.3 + 24.4 + 25.6).....	0	0	0	0	0

(b) For health business on indicated lines report: Number of persons insured under PPO managed products....0 and number of persons insured under indemnity only products....0.



HARLEYSVILLE LIFE INSURANCE COMPANY



DIRECT BUSINESS IN THE STATE OF WASHINGTON DURING THE YEAR

NAIC Group Code....0140

NAIC Company Code....64327

LIFE INSURANCE

	1	2	3	4	5
	Ordinary	Credit Life (Group and Individual)	Group	Industrial	Total
DIRECT PREMIUMS AND ANNUITY CONSIDERATIONS					
1. Life insurance.....	18,377				18,377
2. Annuity considerations.....					0
3. Deposit-type contract funds.....		XXX		XXX	0
4. Other considerations.....					0
5. Totals (Sum of Lines 1 to 4).....	18,377	0	0	0	18,377
DIRECT DIVIDENDS TO POLICYHOLDERS					
Life insurance:					
6.1 Paid in cash or left on deposit.....					0
6.2 Applied to pay renewal premiums.....					0
6.3 Applied to provide paid-up additions or shorten the endowment or premium-paying period.....					0
6.4 Other.....					0
6.5 Totals (Sum of Lines 6.1 to 6.4).....	0	0	0	0	0
Annuities:					
7.1 Paid in cash or left on deposit.....					0
7.2 Applied to provide paid-up annuities.....					0
7.3 Other.....					0
7.4 Totals (Sum of Lines 7.1 to 7.3).....	0	0	0	0	0
8. Grand Totals (Lines 6.5 + 7.4).....	0	0	0	0	0
DIRECT CLAIMS AND BENEFITS PAID					
9. Death benefits.....					0
10. Matured endowments.....					0
11. Annuity benefits.....			2,400		2,400
12. Surrender values and withdrawals for life contracts.....	2,418				2,418
13. Aggregate write-ins for miscellaneous direct claims and benefits paid.....	0	0	0	0	0
14. All other benefits, except accident and health.....					0
15. Totals.....	2,418	0	2,400	0	4,818

DETAILS OF WRITE-INS					
1301. ....					0
1302. ....					0
1303. ....					0
1398. Summary of remaining write-ins for Line 13 from overflow page.....	0	0	0	0	0
1399. Total (Lines 1301 through 1303 plus 1398)(Line 13 above).....	0	0	0	0	0

	Ordinary		Credit Life (Group and Individual)		Group		Industrial		Total	
	1	2	3	4	5	6	7	8	9	10
	No.	Amount	No. of Ind. Pols. & Gr. Certifs.	Amount	No. of Certifs.	Amount	No.	Amount	No.	Amount
DIRECT DEATH BENEFITS AND MATURED ENDOWMENTS INCURRED										
16. Unpaid December 31, prior year.....									0	0
17. Incurred during current year.....									0	0
Settled during current year:										
18.1 By payment in full.....									0	0
18.2 By payment on compromised claims.....									0	0
18.3 Totals paid.....	0	0	0	0	0	0	0	0	0	0
18.4 Reduction by compromise.....									0	0
18.5 Amount rejected.....									0	0
18.6 Total settlements.....	0	0	0	0	0	0	0	0	0	0
19. Unpaid Dec. 31, current year (Lines 16 + 17 - 18.6).....	0	0	0	0	0	0	0	0	0	0
POLICY EXHIBIT					No. of Pol.					
20. In force December 31, prior year.....	37	10,490,741		(a).....					37	10,490,741
21. Issued during year.....									0	0
22. Other changes to in force (Net).....	(2)	(123,773)							(2)	(123,773)
23. In force December 31 of current year.....	35	10,366,968	0	(a).....0	0	0	0	0	35	10,366,968

(a) Includes Individual Credit Life Insurance, prior year \$.....0 current year \$.....0.  
Includes Group Credit Life Insurance Loans less than or equal to 60 months at issue, prior year \$.....0 current year \$.....0.  
Loans greater than 60 months at issue BUT NOT GREATER THAN 120 MONTHS, prior year \$.....0 current year \$.....0.

ACCIDENT AND HEALTH INSURANCE

	1	2	3	4	5
	Direct Premiums	Direct Premiums Earned	Dividends Paid Or Credited on Direct Business	Direct Losses Paid	Direct Losses Incurred
24. Group policies (b).....					
24.1 Federal Employee Health Benefits Plan premium (b).....					
24.2 Credit (group and individual).....					
24.3 Collectively renewable policies (b).....					
24.4 Medicare Title XVIII exempt from state taxes or fees.....					
Other Individual Policies:					
25.1 Non-cancelable (b).....					
25.2 Guaranteed renewable (b).....					
25.3 Non-renewable for stated reasons only (b).....					
25.4 Other accident only.....					
25.5 All other (b).....					
25.6 Totals (Sum of Lines 25.1 to 25.5).....	0	0	0	0	0
26. Totals (Lines 24 + 24.1 + 24.2 + 24.3 + 24.4 + 25.6).....	0	0	0	0	0

(b) For health business on indicated lines report: Number of persons insured under PPO managed products....0 and number of persons insured under indemnity only products....0.

HARLEYSVILLE LIFE INSURANCE COMPANY



DIRECT BUSINESS IN THE STATE OF WISCONSIN DURING THE YEAR

NAIC Group Code....0140

NAIC Company Code....64327

LIFE INSURANCE

	1	2	3	4	5
	Ordinary	Credit Life (Group and Individual)	Group	Industrial	Total
DIRECT PREMIUMS AND ANNUITY CONSIDERATIONS					
1. Life insurance.....	349,834				349,834
2. Annuity considerations.....					0
3. Deposit-type contract funds.....		XXX		XXX	0
4. Other considerations.....					0
5. Totals (Sum of Lines 1 to 4).....	349,834	0	0	0	349,834
DIRECT DIVIDENDS TO POLICYHOLDERS					
Life insurance:					
6.1 Paid in cash or left on deposit.....					0
6.2 Applied to pay renewal premiums.....					0
6.3 Applied to provide paid-up additions or shorten the endowment or premium-paying period.....					0
6.4 Other.....					0
6.5 Totals (Sum of Lines 6.1 to 6.4).....	0	0	0	0	0
Annuities:					
7.1 Paid in cash or left on deposit.....					0
7.2 Applied to provide paid-up annuities.....					0
7.3 Other.....					0
7.4 Totals (Sum of Lines 7.1 to 7.3).....	0	0	0	0	0
8. Grand Totals (Lines 6.5 + 7.4).....	0	0	0	0	0
DIRECT CLAIMS AND BENEFITS PAID					
9. Death benefits.....					0
10. Matured endowments.....					0
11. Annuity benefits.....			2,380		2,380
12. Surrender values and withdrawals for life contracts.....	46,507				46,507
13. Aggregate write-ins for miscellaneous direct claims and benefits paid.....	0	0	0	0	0
14. All other benefits, except accident and health.....			132		132
15. Totals.....	46,507	0	2,512	0	49,019

DETAILS OF WRITE-INS					
1301. ....					0
1302. ....					0
1303. ....					0
1398. Summary of remaining write-ins for Line 13 from overflow page.....	0	0	0	0	0
1399. Total (Lines 1301 through 1303 plus 1398)(Line 13 above).....	0	0	0	0	0

	Ordinary		Credit Life (Group and Individual)		Group		Industrial		Total	
	1	2	3	4	5	6	7	8	9	10
	No.	Amount	No. of Ind. Pols. & Gr. Certifs.	Amount	No. of Certifs.	Amount	No.	Amount	No.	Amount
DIRECT DEATH BENEFITS AND MATURED ENDOWMENTS INCURRED										
16. Unpaid December 31, prior year.....									0	0
17. Incurred during current year.....									0	0
Settled during current year:										
18.1 By payment in full.....									0	0
18.2 By payment on compromised claims.....									0	0
18.3 Totals paid.....	0	0	0	0	0	0	0	0	0	0
18.4 Reduction by compromise.....									0	0
18.5 Amount rejected.....									0	0
18.6 Total settlements.....	0	0	0	0	0	0	0	0	0	0
19. Unpaid Dec. 31, current year (Lines 16 + 17 - 18.6).....	0	0	0	0	0	0	0	0	0	0
POLICY EXHIBIT					No. of Pol.					
20. In force December 31, prior year.....	581	190,582,376		(a).....					581	190,582,376
21. Issued during year.....									0	0
22. Other changes to in force (Net).....	(21)	(8,936,727)							(21)	(8,936,727)
23. In force December 31 of current year.....	560	181,645,649	0	(a).....0	0	0	0	0	560	181,645,649

(a) Includes Individual Credit Life Insurance, prior year \$.....0 current year \$.....0.  
Includes Group Credit Life Insurance Loans less than or equal to 60 months at issue, prior year \$.....0 current year \$.....0.  
Loans greater than 60 months at issue BUT NOT GREATER THAN 120 MONTHS, prior year \$.....0 current year \$.....0.

ACCIDENT AND HEALTH INSURANCE

	1	2	3	4	5
	Direct Premiums	Direct Premiums Earned	Dividends Paid Or Credited on Direct Business	Direct Losses Paid	Direct Losses Incurred
24. Group policies (b).....					
24.1 Federal Employee Health Benefits Plan premium (b).....					
24.2 Credit (group and individual).....					
24.3 Collectively renewable policies (b).....					
24.4 Medicare Title XVIII exempt from state taxes or fees.....					
Other Individual Policies:					
25.1 Non-cancelable (b).....					
25.2 Guaranteed renewable (b).....					
25.3 Non-renewable for stated reasons only (b).....					
25.4 Other accident only.....					
25.5 All other (b).....					
25.6 Totals (Sum of Lines 25.1 to 25.5).....	0	0	0	0	0
26. Totals (Lines 24 + 24.1 + 24.2 + 24.3 + 24.4 + 25.6).....	0	0	0	0	0

(b) For health business on indicated lines report: Number of persons insured under PPO managed products.....0 and number of persons insured under indemnity only products.....0.

HARLEYSVILLE LIFE INSURANCE COMPANY



DIRECT BUSINESS IN THE STATE OF WEST VIRGINIA DURING THE YEAR  
NAIC Group Code.....0140 NAIC Company Code.....64327

LIFE INSURANCE

	1	2	3	4	5
	Ordinary	Credit Life (Group and Individual)	Group	Industrial	Total
DIRECT PREMIUMS AND ANNUITY CONSIDERATIONS					
1. Life insurance.....	32,375				32,375
2. Annuity considerations.....	6,500				6,500
3. Deposit-type contract funds.....		XXX		XXX	0
4. Other considerations.....					0
5. Totals (Sum of Lines 1 to 4).....	38,875	0	0	0	38,875
DIRECT DIVIDENDS TO POLICYHOLDERS					
Life insurance:					
6.1 Paid in cash or left on deposit.....					0
6.2 Applied to pay renewal premiums.....					0
6.3 Applied to provide paid-up additions or shorten the endowment or premium-paying period.....					0
6.4 Other.....					0
6.5 Totals (Sum of Lines 6.1 to 6.4).....	0	0	0	0	0
Annuities:					
7.1 Paid in cash or left on deposit.....					0
7.2 Applied to provide paid-up annuities.....					0
7.3 Other.....					0
7.4 Totals (Sum of Lines 7.1 to 7.3).....	0	0	0	0	0
8. Grand Totals (Lines 6.5 + 7.4).....	0	0	0	0	0
DIRECT CLAIMS AND BENEFITS PAID					
9. Death benefits.....	3,013				3,013
10. Matured endowments.....					0
11. Annuity benefits.....					0
12. Surrender values and withdrawals for life contracts.....	1,763				1,763
13. Aggregate write-ins for miscellaneous direct claims and benefits paid.....	0	0	0	0	0
14. All other benefits, except accident and health.....			252		252
15. Totals.....	4,776	0	252	0	5,028

DETAILS OF WRITE-INS					
1301. ....					0
1302. ....					0
1303. ....					0
1398. Summary of remaining write-ins for Line 13 from overflow page.....	0	0	0	0	0
1399. Total (Lines 1301 through 1303 plus 1398)(Line 13 above).....	0	0	0	0	0

	Ordinary		Credit Life (Group and Individual)		Group		Industrial		Total	
	1	2	3	4	5	6	7	8	9	10
	No.	Amount	No. of Ind. Pols. & Gr. Certifs.	Amount	No. of Certifs.	Amount	No.	Amount	No.	Amount
DIRECT DEATH BENEFITS AND MATURED ENDOWMENTS INCURRED										
16. Unpaid December 31, prior year.....	1	5,000							1	5,000
17. Incurred during current year.....	1	3,013							1	3,013
Settled during current year:										
18.1 By payment in full.....	2	8,013							2	8,013
18.2 By payment on compromised claims.....									0	0
18.3 Totals paid.....	2	8,013	0	0	0	0	0	0	2	8,013
18.4 Reduction by compromise.....									0	0
18.5 Amount rejected.....									0	0
18.6 Total settlements.....	2	8,013	0	0	0	0	0	0	2	8,013
19. Unpaid Dec. 31, current year (Lines 16 + 17 - 18.6).....	0	0	0	0	0	0	0	0	0	0
POLICY EXHIBIT					No. of Pol.					
20. In force December 31, prior year.....	67	7,906,217	(a)						67	7,906,217
21. Issued during year.....									0	0
22. Other changes to in force (Net).....	(2)	132,000							(2)	132,000
23. In force December 31 of current year.....	65	8,038,217	(a)	0	0	0	0	0	65	8,038,217

(a) Includes Individual Credit Life Insurance, prior year \$.....0 current year \$.....0.  
Includes Group Credit Life Insurance Loans less than or equal to 60 months at issue, prior year \$.....0 current year \$.....0.  
Loans greater than 60 months at issue BUT NOT GREATER THAN 120 MONTHS, prior year \$.....0 current year \$.....0.

ACCIDENT AND HEALTH INSURANCE

	1	2	3	4	5
	Direct Premiums	Direct Premiums Earned	Dividends Paid Or Credited on Direct Business	Direct Losses Paid	Direct Losses Incurred
24. Group policies (b).....				12,563	12,563
24.1 Federal Employee Health Benefits Plan premium (b).....					
24.2 Credit (group and individual).....					
24.3 Collectively renewable policies (b).....					
24.4 Medicare Title XVIII exempt from state taxes or fees.....					
Other Individual Policies:					
25.1 Non-cancelable (b).....					
25.2 Guaranteed renewable (b).....					
25.3 Non-renewable for stated reasons only (b).....					
25.4 Other accident only.....					
25.5 All other (b).....					
25.6 Totals (Sum of Lines 25.1 to 25.5).....	0	0	0	0	0
26. Totals (Lines 24 + 24.1 + 24.2 + 24.3 + 24.4 + 25.6).....	0	0	0	12,563	12,563

(b) For health business on indicated lines report: Number of persons insured under PPO managed products.....0 and number of persons insured under indemnity only products.....0.

HARLEYSVILLE LIFE INSURANCE COMPANY



DIRECT BUSINESS IN THE STATE OF WYOMING DURING THE YEAR  
NAIC Group Code....0140 NAIC Company Code....64327

LIFE INSURANCE

	1	2	3	4	5
	Ordinary	Credit Life (Group and Individual)	Group	Industrial	Total
DIRECT PREMIUMS AND ANNUITY CONSIDERATIONS					
1. Life insurance.....	832				832
2. Annuity considerations.....					0
3. Deposit-type contract funds.....		XXX		XXX	0
4. Other considerations.....					0
5. Totals (Sum of Lines 1 to 4).....	832	0	0	0	832
DIRECT DIVIDENDS TO POLICYHOLDERS					
Life insurance:					
6.1 Paid in cash or left on deposit.....					0
6.2 Applied to pay renewal premiums.....					0
6.3 Applied to provide paid-up additions or shorten the endowment or premium-paying period.....					0
6.4 Other.....					0
6.5 Totals (Sum of Lines 6.1 to 6.4).....	0	0	0	0	0
Annuities:					
7.1 Paid in cash or left on deposit.....					0
7.2 Applied to provide paid-up annuities.....					0
7.3 Other.....					0
7.4 Totals (Sum of Lines 7.1 to 7.3).....	0	0	0	0	0
8. Grand Totals (Lines 6.5 + 7.4).....	0	0	0	0	0
DIRECT CLAIMS AND BENEFITS PAID					
9. Death benefits.....					0
10. Matured endowments.....					0
11. Annuity benefits.....					0
12. Surrender values and withdrawals for life contracts.....					0
13. Aggregate write-ins for miscellaneous direct claims and benefits paid.....	0	0	0	0	0
14. All other benefits, except accident and health.....					0
15. Totals.....	0	0	0	0	0

DETAILS OF WRITE-INS					
1301. ....					0
1302. ....					0
1303. ....					0
1398. Summary of remaining write-ins for Line 13 from overflow page.....	0	0	0	0	0
1399. Total (Lines 1301 through 1303 plus 1398)(Line 13 above).....	0	0	0	0	0

	Ordinary		Credit Life (Group and Individual)		Group		Industrial		Total	
	1	2	3	4	5	6	7	8	9	10
	No.	Amount	No. of Ind. Pols. & Gr. Certifs.	Amount	No. of Certifs.	Amount	No.	Amount	No.	Amount
DIRECT DEATH BENEFITS AND MATURED ENDOWMENTS INCURRED										
16. Unpaid December 31, prior year.....									0	0
17. Incurred during current year.....									0	0
Settled during current year:										
18.1 By payment in full.....									0	0
18.2 By payment on compromised claims.....									0	0
18.3 Totals paid.....	0	0	0	0	0	0	0	0	0	0
18.4 Reduction by compromise.....									0	0
18.5 Amount rejected.....									0	0
18.6 Total settlements.....	0	0	0	0	0	0	0	0	0	0
19. Unpaid Dec. 31, current year (Lines 16 + 17 - 18.6).....	0	0	0	0	0	0	0	0	0	0
POLICY EXHIBIT					No. of Pol.					
20. In force December 31, prior year.....	5	650,000	(a).....						5	650,000
21. Issued during year.....									0	0
22. Other changes to in force (Net).....	(1)	(50,000)							(1)	(50,000)
23. In force December 31 of current year.....	4	600,000	(a).....	0	0	0	0	0	4	600,000

(a) Includes Individual Credit Life Insurance, prior year \$.....0 current year \$.....0.  
Includes Group Credit Life Insurance Loans less than or equal to 60 months at issue, prior year \$.....0 current year \$.....0.  
Loans greater than 60 months at issue BUT NOT GREATER THAN 120 MONTHS, prior year \$.....0 current year \$.....0.

ACCIDENT AND HEALTH INSURANCE

	1	2	3	4	5
	Direct Premiums	Direct Premiums Earned	Dividends Paid Or Credited on Direct Business	Direct Losses Paid	Direct Losses Incurred
24. Group policies (b).....					
24.1 Federal Employee Health Benefits Plan premium (b).....					
24.2 Credit (group and individual).....					
24.3 Collectively renewable policies (b).....					
24.4 Medicare Title XVIII exempt from state taxes or fees.....					
Other Individual Policies:					
25.1 Non-cancelable (b).....					
25.2 Guaranteed renewable (b).....					
25.3 Non-renewable for stated reasons only (b).....					
25.4 Other accident only.....					
25.5 All other (b).....					
25.6 Totals (Sum of Lines 25.1 to 25.5).....	0	0	0	0	0
26. Totals (Lines 24 + 24.1 + 24.2 + 24.3 + 24.4 + 25.6).....	0	0	0	0	0

(b) For health business on indicated lines report: Number of persons insured under PPO managed products....0 and number of persons insured under indemnity only products....0.

FORM FOR CALCULATING THE INTEREST MAINTENANCE RESERVE

Interest Maintenance Reserve

	1 Amount
1. Reserve as of December 31, prior year.....	(438,416)
2. Current year's realized pre-tax capital gains/(losses) of \$.....551,222 transferred into the reserve net of taxes of \$.....192,927.....	358,295
3. Adjustment for current year's liability gains/(losses) released from the reserve.....	0
4. Balance before reduction for amount transferred to Summary of Operations (Line 1 + Line 2 + Line 3).....	(80,121)
5. Current year's amortization released to Summary of Operations (Amortization, Line 1, Column 4).....	(39,401)
6. Reserve as of December 31, current year (Line 4 minus Line 5).....	(40,720)

Amortization

Year of Amortization	1 Reserve as of December 31, Prior Year	2 Current Year's Realized Capital Gains/(Losses) Transferred into the Reserve Net of Taxes	3 Adjustment for Current Year's Liability Gains/(Losses) Released from the Reserve	4 Balance Before Reduction for the Current Year's Amortization (Cols. 1 + 2 + 3)
1. 2017.....	(62,376)	22,975		(39,401)
2. 2018.....	(64,794)	47,267		(17,527)
3. 2019.....	(53,943)	47,538		(6,405)
4. 2020.....	(44,876)	45,755		879
5. 2021.....	(36,100)	44,199		8,099
6. 2022.....	(31,946)	42,822		10,876
7. 2023.....	(35,100)	37,693		2,593
8. 2024.....	(35,645)	30,154		(5,491)
9. 2025.....	(31,698)	21,988		(9,710)
10. 2026.....	(20,409)	13,507		(6,902)
11. 2027.....	(11,133)	4,397		(6,736)
12. 2028.....	(7,488)			(7,488)
13. 2029.....	(4,107)			(4,107)
14. 2030.....	(463)			(463)
15. 2031.....	1,194			1,194
16. 2032.....	468			468
17. 2033.....				0
18. 2034.....				0
19. 2035.....				0
20. 2036.....				0
21. 2037.....				0
22. 2038.....				0
23. 2039.....				0
24. 2040.....				0
25. 2041.....				0
26. 2042.....				0
27. 2043.....				0
28. 2044.....				0
29. 2045.....				0
30. 2046.....				0
31. 2047 and Later.....				0
32. Total (Lines 1 to 31).....	(438,416)	358,295	0	(80,121)

ASSET VALUATION RESERVE

	Default Component			Equity Component			7 Total Amount (Cols. 3 + 6)
	1 Other Than Mortgage Loans	2 Mortgage Loans	3 Total (Cols. 1 + 2)	4 Common Stock	5 Real Estate and Other Invested Assets	6 Total (Cols. 4 + 5)	
1. Reserve as of December 31, prior year.....	1,949,266		1,949,266			.0	1,949,266
2. Realized capital gains/(losses) net of taxes - General Account.....			0			.0	0
3. Realized capital gains/(losses) net of taxes - Separate Accounts.....			0			.0	0
4. Unrealized capital gains/(losses) - net of deferred taxes - General Account.....			0			.0	0
5. Unrealized capital gains/(losses) - net of deferred taxes - Separate Accounts.....			0			.0	0
6. Capital gains credited/(losses charged) to contract benefits, payments or reserves.....			0			.0	0
7. Basic contribution.....	406,622		406,622			.0	406,622
8. Accumulated balances (Lines 1 through 5, minus 6 plus 7).....	2,355,888	0	2,355,888	0	0	.0	2,355,888
9. Maximum reserve.....	2,110,177		2,110,177			.0	2,110,177
10. Reserve objective.....	1,429,618		1,429,618			.0	1,429,618
11. 20% of (Line 10 minus Line 8).....	(185,254)	0	(185,254)	0	0	.0	(185,254)
12. Balance before transfers (Lines 8 + 11).....	2,170,634	0	2,170,634	0	0	.0	2,170,634
13. Transfers.....			0			.0	0
14. Voluntary contribution.....			0			.0	0
15. Adjustment down to maximum/up to zero.....	(60,457)		(60,457)			.0	(60,457)
16. Reserve as of December 31, current year (Lines 12 + 13 + 14 + 15).....	2,110,177	0	2,110,177	0	0	.0	2,110,177

ASSET VALUATION RESERVE

Basic Contribution, Reserve Objective and Maximum Reserve Calculations

Default Component

Line Number	NAIC Desig- nation	Description	1	2	3	4	Basic Contribution		Reserve Objective		Maximum Reserve	
			Book/Adjusted Carrying Value	Reclassify Related Party Encumbrances	Add Third Party Encumbrances	Balance for AVR Reserve Calculations (Cols. 1 + 2 + 3)	5	6	7	8	9	10
							Factor	Amount (Cols. 4 x 5)	Factor	Amount (Cols. 4 x 7)	Factor	Amount (Cols. 4 x 9)
		LONG-TERM BONDS										
1		Exempt obligations.....	17,644,925	XXX	XXX	17,644,925	0.0000	0	0.0000	0	0.0000	0
2	1	Highest quality.....	184,348,623	XXX	XXX	184,348,623	0.0004	73,739	0.0023	424,002	0.0030	553,046
3	2	High quality.....	165,618,962	XXX	XXX	165,618,962	0.0019	314,676	0.0058	960,590	0.0090	1,490,571
4	3	Medium quality.....	1,957,667	XXX	XXX	1,957,667	0.0093	18,206	0.0230	45,026	0.0340	66,561
5	4	Low quality.....		XXX	XXX	0	0.0213	0	0.0530	0	0.0750	0
6	5	Lower quality.....		XXX	XXX	0	0.0432	0	0.1100	0	0.1700	0
7	6	In or near default.....		XXX	XXX	0	0.0000	0	0.2000	0	0.2000	0
8		Total unrated multi-class securities acquired by conversion.....		XXX	XXX	0	XXX	0	XXX	0	XXX	
9		Total long-term bonds (sum of Lines 1 through 8).....	369,570,177	XXX	XXX	369,570,177	XXX	406,622	XXX	1,429,618	XXX	2,110,177
		PREFERRED STOCKS										
10	1	Highest quality.....		XXX	XXX	0	0.0004	0	0.0023	0	0.0030	0
11	2	High quality.....		XXX	XXX	0	0.0019	0	0.0058	0	0.0090	0
12	3	Medium quality.....		XXX	XXX	0	0.0093	0	0.0230	0	0.0340	0
13	4	Low quality.....		XXX	XXX	0	0.0213	0	0.0530	0	0.0750	0
14	5	Lower quality.....		XXX	XXX	0	0.0432	0	0.1100	0	0.1700	0
15	6	In or near default.....		XXX	XXX	0	0.0000	0	0.2000	0	0.2000	0
16		Affiliated life with AVR.....		XXX	XXX	0	0.0000	0	0.0000	0	0.0000	0
17		Total preferred stocks (sum of Lines 10 through 16).....	0	XXX	XXX	0	XXX	0	XXX	0	XXX	0
		SHORT-TERM BONDS										
18		Exempt obligations.....		XXX	XXX	0	0.0000	0	0.0000	0	0.0000	0
19	1	Highest quality.....		XXX	XXX	0	0.0004	0	0.0023	0	0.0030	0
20	2	High quality.....		XXX	XXX	0	0.0019	0	0.0058	0	0.0090	0
21	3	Medium quality.....		XXX	XXX	0	0.0093	0	0.0230	0	0.0340	0
22	4	Low quality.....		XXX	XXX	0	0.0213	0	0.0530	0	0.0750	0
23	5	Lower quality.....		XXX	XXX	0	0.0432	0	0.1100	0	0.1700	0
24	6	In or near default.....		XXX	XXX	0	0.0000	0	0.2000	0	0.2000	0
25		Total short-term bonds (sum of Lines 18 through 24).....	0	XXX	XXX	0	XXX	0	XXX	0	XXX	0
		DERIVATIVE INSTRUMENTS										
26		Exchange traded.....		XXX	XXX	0	0.0004	0	0.0023	0	0.0030	0
27	1	Highest quality.....		XXX	XXX	0	0.0004	0	0.0023	0	0.0030	0
28	2	High quality.....		XXX	XXX	0	0.0019	0	0.0058	0	0.0090	0
29	3	Medium quality.....		XXX	XXX	0	0.0093	0	0.0230	0	0.0340	0
30	4	Low quality.....		XXX	XXX	0	0.0213	0	0.0530	0	0.0750	0
31	5	Lower quality.....		XXX	XXX	0	0.0432	0	0.1100	0	0.1700	0
32	6	In or near default.....		XXX	XXX	0	0.0000	0	0.2000	0	0.2000	0
33		Total derivative instruments.....	0	XXX	XXX	0	XXX	0	XXX	0	XXX	0
34		Total (Lines 9 + 17 + 25 + 33).....	369,570,177	XXX	XXX	369,570,177	XXX	406,622	XXX	1,429,618	XXX	2,110,177

ASSET VALUATION RESERVE (continued)

Basic Contribution, Reserve Objective and Maximum Reserve Calculations

Default Component

Line Number	NAIC Desig- nation	Description	1	2	3	4	Basic Contribution		Reserve Objective		Maximum Reserve	
			Book/Adjusted Carrying Value	Reclassify Related Party Encumbrances	Add Third Party Encumbrances	Balance for AVR Reserve Calculations (Cols. 1 + 2 + 3)	5	6	7	8	9	10
							Factor	Amount (Cols. 4 x 5)	Factor	Amount (Cols. 4 x 7)	Factor	Amount (Cols. 4 x 9)
		MORTGAGE LOANS										
		In good standing:										
35		Farm mortgages - CM1 - highest quality.....			XXX.....	0	0.0010	0	0.0050	0	0.0065	0
36		Farm mortgages - CM2 - high quality.....			XXX.....	0	0.0035	0	0.0100	0	0.0130	0
37		Farm mortgages - CM3 - medium quality.....			XXX.....	0	0.0060	0	0.0175	0	0.0225	0
38		Farm mortgages - CM4 - low medium quality.....			XXX.....	0	0.0105	0	0.0300	0	0.0375	0
39		Farm mortgages - CM5 - low quality.....			XXX.....	0	0.0160	0	0.0425	0	0.0550	0
40		Residential mortgages-insured or guaranteed.....			XXX.....	0	0.0003	0	0.0006	0	0.0010	0
41		Residential mortgages-all other.....			XXX.....	0	0.0013	0	0.0030	0	0.0040	0
42		Commercial mortgages-insured or guaranteed.....			XXX.....	0	0.0003	0	0.0006	0	0.0010	0
43		Commercial mortgages-all other - CM1 - highest quality.....			XXX.....	0	0.0010	0	0.0050	0	0.0065	0
44		Commercial mortgages-all other - CM2 - high quality.....			XXX.....	0	0.0035	0	0.0100	0	0.0130	0
45		Commercial mortgages-all other - CM3 - medium quality.....			XXX.....	0	0.0060	0	0.0175	0	0.0225	0
46		Commercial mortgages-all other - CM4 - low medium quality.....			XXX.....	0	0.0105	0	0.0300	0	0.0375	0
47		Commercial mortgages-all other - CM5 - low quality.....			XXX.....	0	0.0160	0	0.0425	0	0.0550	0
		Overdue, not in process:										
48		Farm mortgages.....			XXX.....	0	0.0420	0	0.0760	0	0.1200	0
49		Residential mortgages-insured or guaranteed.....			XXX.....	0	0.0005	0	0.0012	0	0.0020	0
50		Residential mortgages-all other.....			XXX.....	0	0.0025	0	0.0058	0	0.0090	0
51		Commercial mortgages-insured or guaranteed.....			XXX.....	0	0.0005	0	0.0012	0	0.0020	0
52		Commercial mortgages-all other.....			XXX.....	0	0.0420	0	0.0760	0	0.1200	0
		In process of foreclosure:										
53		Farm mortgages.....			XXX.....	0	0.0000	0	0.1700	0	0.1700	0
54		Residential mortgages-insured or guaranteed.....			XXX.....	0	0.0000	0	0.0040	0	0.0040	0
55		Residential mortgages-all other.....			XXX.....	0	0.0000	0	0.0130	0	0.0130	0
56		Commercial mortgages-insured or guaranteed.....			XXX.....	0	0.0000	0	0.0040	0	0.0040	0
57		Commercial mortgages-all other.....			XXX.....	0	0.0000	0	0.1700	0	0.1700	0
58		Total Schedule B mortgages (sum of Lines 35 through 57).....	0	0	XXX.....	0	XXX.....	0	XXX.....	0	XXX.....	0
59		Schedule DA mortgages.....			XXX.....	0	0.0030	0	0.0100	0	0.0130	0
60		Total mortgage loans on real estate (Lines 58 + 59).....	0	0	XXX.....	0	XXX.....	0	XXX.....	0	XXX.....	0

NONE



ASSET VALUATION RESERVE

Basic Contribution, Reserve Objective and Maximum Reserve Calculations

Equity and Other Invested Asset Component

Line Number	NAIC Desig- nation	Description	1	2	3	4	Basic Contribution		Reserve Objective		Maximum Reserve	
			Book/Adjusted Carrying Value	Reclassify Related Party Encumbrances	Add Third Party Encumbrances	Balance for AVR Reserve Calculations (Cols. 1 + 2 + 3)	5	6	7	8	9	10
							Factor	Amount (Cols. 4 x 5)	Factor	Amount (Cols. 4 x 7)	Factor	Amount (Cols. 4 x 9)
		COMMON STOCK										
1		Unaffiliated public.....		.XXX	XXX	0	0.0000	0	(a).....0	(a).....0	0	0
2		Unaffiliated private.....		.XXX	XXX	0	0.0000	0	0.1600	0	0.1600	0
3		Federal Home Loan Bank.....		.XXX	XXX	0	0.0000	0	0.0050	0	0.0080	0
4		Affiliated life with AVR.....		.XXX	XXX	0	0.0000	0	0.0000	0	0.0000	0
		Affiliated Investment Subsidiary:										
5		Fixed income exempt obligations.....				0	XXX		XXX		XXX	
6		Fixed income highest quality.....				0	XXX		XXX		XXX	
7		Fixed income high quality.....				0	XXX		XXX		XXX	
8		Fixed income medium quality.....				0	XXX		XXX		XXX	
9		Fixed income low quality.....				0	XXX		XXX		XXX	
10		Fixed income lower quality.....				0	XXX		XXX		XXX	
11		Fixed income in or near default.....				0	XXX		XXX		XXX	
12		Unaffiliated common stock public.....				0	0.0000	0	(a).....0	(a).....0	0	0
13		Unaffiliated common stock private.....				0	0.0000	0	0.1600	0	0.1600	0
14		Real estate.....				0	(b).....0	(b).....0	(b).....0	(b).....0	0	0
15		Affiliated - certain other (see SVO Purposes and Procedures Manual).....		.XXX	XXX	0	0.0000	0	0.1300	0	0.1300	0
16		Affiliated - all other.....		.XXX	XXX	0	0.0000	0	0.1600	0	0.1600	0
17		Total common stock (sum of Lines 1 through 16).....	0	0	0	0	XXX	0	XXX	0	XXX	0
		REAL ESTATE										
18		Home office property (General Account only).....				0	0.0000	0	0.0750	0	0.0750	0
19		Investment properties.....				0	0.0000	0	0.0750	0	0.0750	0
20		Properties acquired in satisfaction of debt.....				0	0.0000	0	0.1100	0	0.1100	0
21		Total real estate (sum of Lines 18 through 20).....	0	0	0	0	XXX	0	XXX	0	XXX	0
		OTHER INVESTED ASSETS										
		INVESTMENTS WITH THE UNDERLYING CHARACTERISTICS OF BONDS										
22		Exempt obligations.....		.XXX	XXX	0	0.0000	0	0.0000	0	0.0000	0
23	1	Highest quality.....		.XXX	XXX	0	0.0004	0	0.0023	0	0.0030	0
24	2	High quality.....		.XXX	XXX	0	0.0019	0	0.0058	0	0.0090	0
25	3	Medium quality.....		.XXX	XXX	0	0.0093	0	0.0230	0	0.0340	0
26	4	Low quality.....		.XXX	XXX	0	0.0213	0	0.0530	0	0.0750	0
27	5	Lower quality.....		.XXX	XXX	0	0.0432	0	0.1100	0	0.1700	0
28	6	In or near default.....		.XXX	XXX	0	0.0000	0	0.2000	0	0.2000	0
29		Total with bond characteristics (sum of Lines 22 through 28).....	0	.XXX	XXX	0	XXX	0	XXX	0	XXX	0

ASSET VALUATION RESERVE (continued)  
Basic Contribution, Reserve Objective and Maximum Reserve Calculations  
Equity and Other Invested Asset Component

Line Number	NAIC Desig- nation	Description	1  Book/Adjusted Carrying Value	2  Reclassify Related Party Encumbrances	3  Add Third Party Encumbrances	4  Balance for AVR Reserve Calculations (Cols. 1 + 2 + 3)	Basic Contribution		Reserve Objective		Maximum Reserve	
							5  Factor	6  Amount (Cols. 4 x 5)	7  Factor	8  Amount (Cols. 4 x 7)	9  Factor	10  Amount (Cols. 4 x 9)
		INVESTMENTS WITH THE UNDERLYING CHARACTERISTICS OF PREFERRED STOCKS										
30	1	Highest quality.....		XXX	XXX	.0	0.0004	.0	0.0023	.0	0.0030	.0
31	2	High quality.....		XXX	XXX	.0	0.0019	.0	0.0058	.0	0.0090	.0
32	3	Medium quality.....		XXX	XXX	.0	0.0093	.0	0.0230	.0	0.0340	.0
33	4	Low quality.....		XXX	XXX	.0	0.0213	.0	0.0530	.0	0.0750	.0
34	5	Lower quality.....		XXX	XXX	.0	0.0432	.0	0.1100	.0	0.1700	.0
35	6	In or near default.....		XXX	XXX	.0	0.0000	.0	0.2000	.0	0.2000	.0
36		Affiliated life with AVR.....		XXX	XXX	.0	0.0000	.0	0.0000	.0	0.0000	.0
37		Total with preferred stock characteristics (sum of Lines 30 through 36).....	.0	XXX	XXX	.0	XXX	.0	XXX	.0	XXX	.0
		INVESTMENTS WITH THE UNDERLYING CHARACTERISTICS OF MORTGAGE LOANS										
		In Good Standing Affiliated:										
38		Mortgages - CM1 - highest quality.....			XXX	.0	0.0010	.0	0.0050	.0	0.0065	.0
39		Mortgages - CM2 - high quality.....			XXX	.0	0.0035	.0	0.0100	.0	0.0130	.0
40		Mortgages - CM3 - medium quality.....			XXX	.0	0.0060	.0	0.0175	.0	0.0225	.0
41		Mortgages - CM4 - low medium quality.....			XXX	.0	0.0105	.0	0.0300	.0	0.0375	.0
42		Mortgages - CM5 - low quality.....			XXX	.0	0.0160	.0	0.0425	.0	0.0550	.0
43		Residential mortgages-insured or guaranteed.....			XXX	.0	0.0003	.0	0.0006	.0	0.0010	.0
44		Residential mortgages-all other.....		XXX	XXX	.0	0.0013	.0	0.0030	.0	0.0040	.0
45		Commercial mortgages-insured or guaranteed.....			XXX	.0	0.0003	.0	0.0006	.0	0.0010	.0
		Overdue, Not in Process Affiliated:										
46		Farm mortgages.....			XXX	.0	0.0420	.0	0.0760	.0	0.1200	.0
47		Residential mortgages-insured or guaranteed.....			XXX	.0	0.0005	.0	0.0012	.0	0.0020	.0
48		Residential mortgages-all other.....			XXX	.0	0.0025	.0	0.0058	.0	0.0090	.0
49		Commercial mortgages-insured or guaranteed.....			XXX	.0	0.0005	.0	0.0012	.0	0.0020	.0
50		Commercial mortgages-all other.....			XXX	.0	0.0420	.0	0.0760	.0	0.1200	.0
		In Process of foreclosure Affiliated:										
51		Farm mortgages.....			XXX	.0	0.0000	.0	0.1700	.0	0.1700	.0
52		Residential mortgages-insured or guaranteed.....			XXX	.0	0.0000	.0	0.0040	.0	0.0040	.0
53		Residential mortgages-all other.....			XXX	.0	0.0000	.0	0.0130	.0	0.0130	.0
54		Commercial mortgages-insured or guaranteed.....			XXX	.0	0.0000	.0	0.0040	.0	0.0040	.0
55		Commercial mortgages-all other.....			XXX	.0	0.0000	.0	0.1700	.0	0.1700	.0
56		Total Affiliated (Sum of Lines 38 through 55).....	.0	.0	XXX	.0	XXX	.0	XXX	.0	XXX	.0
57		Unaffiliated - In Good Standing with Covenants.....			XXX	.0	(c)	.0	(c)	.0	(c)	.0
58		Unaffiliated - In Good Standing Defeased with Government Securities.....			XXX	.0	0.0010	.0	0.0050	.0	0.0065	.0
59		Unaffiliated - In Good Standing Primarily Senior.....			XXX	.0	0.0035	.0	0.0100	.0	0.0130	.0
60		Unaffiliated - In Good Standing All Other.....			XXX	.0	0.0060	.0	0.0175	.0	0.0225	.0
61		Unaffiliated - Overdue, Not in Process.....			XXX	.0	0.0420	.0	0.0760	.0	0.1200	.0
62		Unaffiliated - In Process of Foreclosure.....			XXX	.0	0.0000	.0	0.1700	.0	0.1700	.0
63		Total Unaffiliated (Sum of Lines 57 through 62).....	.0	.0	XXX	.0	XXX	.0	XXX	.0	XXX	.0
64		Total with Mortgage Loan Characteristics (Lines 56 + 63).....	.0	.0	XXX	.0	XXX	.0	XXX	.0	XXX	.0

NONE

ASSET VALUATION RESERVE (continued)

Basic Contribution, Reserve Objective and Maximum Reserve Calculations

Equity and Other Invested Asset Component

Line Number	NAIC Designation	Description	1 Book/Adjusted Carrying Value	2 Reclassify Related Party Encumbrances	3 Add Third Party Encumbrances	4 Balance for AVR Reserve Calculations (Cols. 1 + 2 + 3)	Basic Contribution		Reserve Objective		Maximum Reserve	
							5 Factor	6 Amount (Cols. 4 x 5)	7 Factor	8 Amount (Cols. 4 x 7)	9 Factor	10 Amount (Cols. 4 x 9)
		INVESTMENTS WITH THE UNDERLYING CHARACTERISTICS OF COMMON STOCK										
65		Unaffiliated public.....		XXX.....	XXX.....	.....0	.....0.0000	.....0	(a).....	.....0	(a).....	.....0
66		Unaffiliated private.....		XXX.....	XXX.....	.....0	.....0.0000	.....0	.....0.1600	.....0	.....0.1600	.....0
67		Affiliated life with AVR.....		XXX.....	XXX.....	.....0	.....0.0000	.....0	.....0.0000	.....0	.....0.0000	.....0
68		Affiliated certain other (see SVO Purposes and Procedures Manual).....		XXX.....	XXX.....	.....0	.....0.0000	.....0	.....0.1300	.....0	.....0.1300	.....0
69		Affiliated other - all other.....		XXX.....	XXX.....	.....0	.....0.0000	.....0	.....0.1600	.....0	.....0.1600	.....0
70		Total with Common Stock Characteristics (Sum of Lines 65 through 69).....	.....0	XXX.....	XXX.....	.....0	XXX.....	.....0	XXX.....	.....0	XXX.....	.....0
		INVESTMENTS WITH THE UNDERLYING CHARACTERISTICS OF REAL ESTATE										
71		Home office property (general account only).....				.....0	.....0.0000	.....0	.....0.0750	.....0	.....0.0750	.....0
72		Investment properties.....				.....0	.....0.0000	.....0	.....0.0750	.....0	.....0.0750	.....0
73		Properties acquired in satisfaction of debt.....				.....0	.....0.0000	.....0	.....0.1100	.....0	.....0.1100	.....0
74		Total with Real Estate Characteristics (Sum of Lines 71 through 73).....	.....0			.....0	XXX.....	.....0	XXX.....	.....0	XXX.....	.....0
		LOW INCOME HOUSING TAX CREDIT INVESTMENTS										
75		Guaranteed federal low income housing tax credit.....				.....0	.....0.0003	.....0	.....0.0006	.....0	.....0.0010	.....0
76		Non-guaranteed federal low income housing tax credit.....				.....0	.....0.0063	.....0	.....0.0120	.....0	.....0.0190	.....0
77		Guaranteed state low income housing tax credit.....				.....0	.....0.0003	.....0	.....0.0006	.....0	.....0.0010	.....0
78		Non-guaranteed state low income housing tax credit.....				.....0	.....0.0063	.....0	.....0.0120	.....0	.....0.0190	.....0
79		All other low income housing tax credit.....				.....0	.....0.0273	.....0	.....0.0600	.....0	.....0.0975	.....0
80		Total LIHTC (Sum of Lines 75 through 79).....	.....0	.....0	.....0	.....0	XXX.....	.....0	XXX.....	.....0	XXX.....	.....0
		ALL OTHER INVESTMENTS										
81		NAIC 1 working capital finance investments.....		XXX.....		.....0	.....0.0000	.....0	.....0.0037	.....0	.....0.0037	.....0
82		NAIC 2 working capital finance investments.....		XXX.....		.....0	.....0.0000	.....0	.....0.0120	.....0	.....0.0120	.....0
83		Other invested assets - Schedule BA.....		XXX.....		.....0	.....0.0000	.....0	.....0.1300	.....0	.....0.1300	.....0
84		Other short-term invested assets - Schedule DA.....		XXX.....		.....0	.....0.0000	.....0	.....0.1300	.....0	.....0.1300	.....0
85		Total All Other (sum of Lines 81, 82, 83 and 84).....	.....0	XXX.....	.....0	.....0	XXX.....	.....0	XXX.....	.....0	XXX.....	.....0
86		Total Other Invested Assets - Schedule BA & DA (Sum of Lines 29, 37, 64, 70, 74, 80 and 85).....	.....0	.....0	.....0	.....0	XXX.....	.....0	XXX.....	.....0	XXX.....	.....0

(a) Times the company's weighted average portfolio beta (Minimum .10, Maximum .20).

(b) Determined using same factors and breakdowns used for directly owned real estate.

(c) This will be the factor associated with the risk category determined in the company generated worksheet.

ASSET VALUATION RESERVE (continued)

Basic Contributions, Reserve Objective and Maximum Reserve Calculations

Replications (Synthetic) Assets

1	2	3	4	5	6	7	8	9
RSAT Number	Type	CUSIP	Description of Asset(s)	NAIC Designation or Other Description of Asset	Value of Asset	AVR Basic Contribution	AVR Reserve Objective	AVR Maximum Reserve

NONE

Annual Statement for the year 2017 of the

HARLEYSVILLE LIFE INSURANCE COMPANY

SCHEDULE F

Showing all claims for death losses and all other contract claims resisted or compromised during the year,  
and all claims for death losses and all other contract claims resisted December 31 of current year

1	2	3	4	5	6	7	8
Contract Numbers	Claim Numbers	State of Residence of Claimant	Year of Claim for Death or Disability	Amount Claimed	Amount Paid During the Year	Amount Resisted Dec. 31 of Current Year	Why Compromised or Resisted

NONE

SCHEDULE H - ACCIDENT AND HEALTH EXHIBIT

			Total		Group Accident and Health		Credit A&H (Group and Individual)		Collectively Renewable		Other Individual Contracts									
											Non-Cancelable		Guaranteed Renewable		Non-Renewable for Stated Reasons Only		Other Accident Only		All Other	
			1 Amount	2 %	3 Amount	4 %	5 Amount	6 %	7 Amount	8 %	9 Amount	10 %	11 Amount	12 %	13 Amount	14 %	15 Amount	16 %	17 Amount	18 %
PART 1 - ANALYSIS OF UNDERWRITING OPERATIONS																				
1.	Premiums written.....	10,794	XXX		XXX		XXX		XXX		XXX		10,794	XXX		XXX		XXX		XXX
2.	Premiums earned.....	10,794	XXX		XXX		XXX		XXX		XXX		10,794	XXX		XXX		XXX		XXX
3.	Incurred claims.....	227,271	2,105.5	220,152	0.0	0	0.0	0	0.0	0	0.0	0	7,119	66.0	0	0.0	0	0.0	0	0.0
4.	Cost containment expenses.....	0	0.0		0.0		0.0		0.0		0.0		0.0	0.0		0.0		0.0		0.0
5.	Incurred claims and cost containment expenses (Lines 3 and 4).....	227,271	2,105.5	220,152	0.0	0	0.0	0	0.0	0	0.0	0	7,119	66.0	0	0.0	0	0.0	0	0.0
6.	Increase in contract reserves.....	0	0.0	0	0.0	0	0.0	0	0.0	0	0.0	0	0	0.0	0	0.0	0	0.0	0	0.0
7.	Commissions (a).....	(1,187)	(11.0)		0.0		0.0		0.0		0.0		(1,187)	(11.0)		0.0		0.0		0.0
8.	Other general insurance expenses.....	71,946	666.5	71,946	0.0		0.0		0.0		0.0		0.0	0.0		0.0		0.0		0.0
9.	Taxes, licenses and fees.....	403	3.7		0.0		0.0		0.0		0.0		403	3.7		0.0		0.0		0.0
10.	Total other expenses incurred.....	71,162	659.3	71,946	0.0	0	0.0	0	0.0	0	0.0	0	(784)	(7.3)	0	0.0	0	0.0	0	0.0
11.	Aggregate write-ins for deductions.....	0	0.0	0	0.0	0	0.0	0	0.0	0	0.0	0	0	0.0	0	0.0	0	0.0	0	0.0
12.	Gain from underwriting before dividends or refunds.....	(287,639)	(2,664.8)	(292,098)	0.0	0	0.0	0	0.0	0	0.0	0	4,459	41.3	0	0.0	0	0.0	0	0.0
13.	Dividends or refunds.....	0	0.0		0.0		0.0		0.0		0.0		0.0	0.0		0.0		0.0		0.0
14.	Gain from underwriting after dividends or refunds.....	(287,639)	(2,664.8)	(292,098)	0.0	0	0.0	0	0.0	0	0.0	0	4,459	41.3	0	0.0	0	0.0	0	0.0
DETAILS OF WRITE-INS																				
1101.	.....	0	0.0		0.0		0.0		0.0		0.0		0.0	0.0		0.0		0.0		0.0
1102.	.....	0	0.0		0.0		0.0		0.0		0.0		0.0	0.0		0.0		0.0		0.0
1103.	.....	0	0.0		0.0		0.0		0.0		0.0		0.0	0.0		0.0		0.0		0.0
1198.	Summary of remaining write-ins for Line 11 from overflow page.....	0	0.0	0	0.0	0	0.0	0	0.0	0	0.0	0	0	0.0	0	0.0	0	0.0	0	0.0
1199.	Total (Lines 1101 through 1103 plus 1198) (Line 11 above).	0	0.0	0	0.0	0	0.0	0	0.0	0	0.0	0	0	0.0	0	0.0	0	0.0	0	0.0

(a) Includes \$.....0 reported as 'Contract, membership and other fees retained by agents.'

SCHEDULE H - ACCIDENT AND HEALTH EXHIBIT (continued)

	1	2	3	4	Other Individual Contracts				
					5	6	7	8	9
	Total	Group Accident and Health	Credit A&H (Group and Individual)	Collectively Renewable	Non-Cancelable	Guaranteed Renewable	Non-Renewable for Stated Reasons Only	Other Accident Only	All Other
PART 2 - RESERVES AND LIABILITIES									
A. Premium Reserves:									
1. Unearned premiums.....	.0								
2. Advance premiums.....	.0								
3. Reserve for rate credits.....	.0								
4. Total premium reserves, current year.....	.0	.0	.0	.0	.0	.0	.0	.0	.0
5. Total premium reserves, prior year.....	.0								
6. Increase in total premium reserves.....	.0	.0	.0	.0	.0	.0	.0	.0	.0
B. Contract Reserves:									
1. Additional reserves (a).....	.0								
2. Reserve for future contingent benefits.....	.0								
3. Total contract reserves, current year.....	.0	.0	.0	.0	.0	.0	.0	.0	.0
4. Total contract reserves, prior year.....	.0								
5. Increase in contract reserves.....	.0	.0	.0	.0	.0	.0	.0	.0	.0
C. Claim Reserves and Liabilities:									
1. Total current year.....	4,980,842	4,938,668	.0	.0	.0	42,174	.0	.0	.0
2. Total prior year.....	5,913,252	5,869,706				43,546			
3. Increase.....	(932,410)	(931,038)	.0	.0	.0	(1,372)	.0	.0	.0

38

PART 3 - TEST OF PRIOR YEAR'S CLAIM RESERVES AND LIABILITIES

1. Claims Paid During the Year:									
1.1 On claims incurred prior to current year.....	1,158,346	1,149,855				8,491			
1.2 On claims incurred during current year.....	1,335	1,335							
2. Claim Reserves and Liabilities, December 31, current year:									
2.1 On claims incurred prior to current year.....	4,980,842	4,938,668				42,174			
2.2 On claims incurred during current year.....	.0								
3. Test:									
3.1 Lines 1.1 and 2.1.....	6,139,188	6,088,523	.0	.0	.0	50,665	.0	.0	.0
3.2 Claim reserves and liabilities, December 31, prior year.....	5,913,252	5,869,706				43,546			
3.3 Line 3.1 minus Line 3.2.....	225,936	218,817	.0	.0	.0	7,119	.0	.0	.0

PART 4 - REINSURANCE

A. Reinsurance Assumed:									
1. Premiums written.....	.0								
2. Premiums earned.....	.0								
3. Incurred claims.....	.0								
4. Commissions.....	.0								
B. Reinsurance Ceded:									
1. Premiums written.....	10,044					10,044			
2. Premiums earned.....	10,044					10,044			
3. Incurred claims.....	76,083	70,663				5,420			
4. Commissions.....	1,459					1,459			

(a) Includes \$ .....0 premium deficiency reserve.

HARLEYSVILLE LIFE INSURANCE COMPANY  
SCHEDULE H - PART 5 - HEALTH CLAIMS

	1 Medical	2 Dental	3 Other	4 Total
A. Direct:				
1. Incurred claims.....			303,355	303,355
2. Beginning claim reserves and liabilities.....			13,181,491	13,181,491
3. Ending claim reserves and liabilities.....			11,048,602	11,048,602
4. Claims paid.....	0	0	2,436,244	2,436,244
B. Assumed Reinsurance:				
5. Incurred claims.....				0
6. Beginning claim reserves and liabilities.....				0
7. Ending claim reserves and liabilities.....				0
8. Claims paid.....	0	0	0	0
C. Ceded Reinsurance:				
9. Incurred claims.....			76,084	76,084
10. Beginning claim reserves and liabilities.....			7,307,477	7,307,477
11. Ending claim reserves and liabilities.....			6,067,760	6,067,760
12. Claims paid.....	0	0	1,315,801	1,315,801
D. Net:				
13. Incurred claims.....	0	0	227,271	227,271
14. Beginning claim reserves and liabilities.....	0	0	5,874,014	5,874,014
15. Ending claim reserves and liabilities.....	0	0	4,980,842	4,980,842
16. Claims paid.....	0	0	1,120,443	1,120,443
E. Net Incurred Claims and Cost Containment Expenses:				
17. Incurred claims and cost containment expenses.....			227,272	227,272
18. Beginning reserves and liabilities.....			5,874,014	5,874,014
19. Ending reserves and liabilities.....			4,980,842	4,980,842
20. Paid claims and cost containment expenses.....	0	0	1,120,444	1,120,444



SCHEDULE S - PART 1 - SECTION 1

Reinsurance Assumed Life Insurance, Annuities, Deposit Funds and Other Liabilities  
Without Life or Disability Contingencies, and Related Benefits Listed by Reinsured Company as of December 31, Current Year

1	2	3	4	5	6	7	8	9	10	11	12
NAIC Company Code	ID Number	Effective Date	Name of Reinsured	Domiciliary Jurisdiction	Type of Reinsurance Assumed	Amount of In Force at End of Year	Reserve	Premiums	Reinsurance Payable on Paid and Unpaid Losses	Modified Coinsurance Reserve	Funds Withheld Under Coinsurance

NONE

SCHEDULE S - PART 1 - SECTION 2

Reinsurance Assumed Accident and Health Insurance Listed by Reinsured Company as of December 31, Current Year

1	2	3	4	5	6	7	8	9	10	11	12
NAIC Company Code	ID Number	Effective Date	Name of Reinsured	Domiciliary Jurisdiction	Type of Reinsurance Assumed	Premiums	Unearned Premiums	Reserve Liability Other Than for Unearned Premiums	Reinsurance Payable on Paid and Unpaid Losses	Modified Coinsurance Reserve	Funds Withheld Under Coinsurance

NONE

SCHEDULE S - PART 2

Reinsurance Recoverable on Paid and Unpaid Losses Listed by Reinsuring Company as of December 31, Current Year

1 NAIC Company Code	2 ID Number	3 Effective Date	4  Name of Company	5  Domiciliary Jurisdiction	6  Paid Losses	7  Unpaid Losses
Life and Annuity - Non-Affiliates - U.S. Non-Affiliates						
88340.....	59-2859797....	10/01/2005	Hannover Life Reassurance Company of America.....	FL.....	.....206,500	.....217,768
93572.....	43-1235868....	10/01/1988	RGA Reinsurance Company.....	MO.....		.....3,834,535
82627.....	06-0839705....	10/01/1983	Swiss Re Life and Health America Inc.....	MO.....	.....639,239	
64688.....	75-6020048....	07/01/2001	SCOR Global Life Americas Reinsurance Co.....	DE.....	.....90,000	.....1,071,000
64688.....	75-6020048....	10/01/1983	SCOR Global Life Americas Reinsurance Co.....	DE.....	.....38,275	
97071.....	13-3126819....	10/01/1988	SCOR Global Life USA Reins Co.....	DE.....		.....192,506
0899999.	Total - Life and Annuity Non-Affiliates - U.S. Non-Affiliates.....				.....974,014	.....5,315,809
1099999.	Total - Life and Annuity Non-Affiliates.....				.....974,014	.....5,315,809
1199999.	Total - Life and Annuity.....				.....974,014	.....5,315,809
2399999.	Total U.S.....				.....974,014	.....5,315,809
9999999.	Total.....				.....974,014	.....5,315,809

SCHEDULE S - PART 3 - SECTION 1

Reinsurance Ceded Life Insurance, Annuities, Deposit Funds and Other Liabilities  
Without Life or Disability Contingencies, and Related Benefits Listed by Reinsuring Company as of December 31, Current Year

1 NAIC Company Code	2 ID Number	3 Effective Date	4  Name of Company	5  Domiciliary Jurisdiction	6 Type of Reinsurance Ceded	7 Type of Business Ceded	8 Amount In Force at End of Year	Reserve Credit Taken		11  Premiums	Outstanding Surplus Relief		14  Modified Coinsurance Reserve	15 Funds Withheld Under Coinsurance
								9	10		12	13		
								Current Year	Prior Year		Current Year	Prior Year		
General Account - Authorized - Non-Affiliates - U.S. Non-Affiliates														
86258.....	13-2572994....	09/08/2009	General Re Life Corporation.....	CT.....	YRT/I.....	AXXX.....	11,413,309	9,532	7,837	36,755				
86258.....	13-2572994....	07/25/2011	General Re Life Corporation.....	CT.....	YRT/I.....	AXXX.....	5,366,232	2,533	2,276	10,987				
88340.....	59-2859797....	05/01/2003	Hannover Life Reassurance Company of America.....	FL.....	OTH/G.....	OL.....		43,005	54,625					
88340.....	59-2859797....	09/10/2007	Hannover Life Reassurance Company of America.....	FL.....	CO/I.....	XXXL.....	1,477,500	34,635	36,103	4,573				
88340.....	59-2859797....	09/10/2007	Hannover Life Reassurance Company of America.....	FL.....	CO/I.....	XXXL.....	220,509,922	4,749,012	4,386,509	801,692				
88340.....	59-2859797....	08/01/2010	Hannover Life Reassurance Company of America.....	FL.....	CO/I.....	XXXL.....	12,860,200	530,842	519,549	68,503				
88340.....	59-2859797....	10/01/2005	Hannover Life Reassurance Company of America.....	FL.....	YRT/I.....	AXXX.....	160,637,126	6,152,609	6,051,286	466,508				
70815.....	06-0838648....	05/01/2003	Hartford Life and Accident Insurance Company.....	CT.....	OTH/G.....	OL.....		417,842	464,413					
66346.....	58-0828824....	02/01/1982	Munich American Reassurance Co.....	GA.....	OTH/G.....	OL.....		36,159	37,394					
66346.....	58-0828824....	03/20/1979	Munich American Reassurance Co.....	GA.....	YRT/I.....	OL.....	304,824	1,512	1,387	3,069				
66346.....	58-0828824....	09/01/1996	Munich American Reassurance Co.....	GA.....	YRT/I.....	OL.....	1,234,655	2,184	2,638	8,267				
67105.....	41-0451140....	08/01/2001	Reliastar Life Insurance Co.....	GA.....	OTH/G.....	OL.....		222,789	244,010					
93572.....	43-1235868....	01/01/2000	RGA Reinsurance Company.....	MO.....	CO/I.....	XXXL.....	19,261,572	187,771	193,380	38,299				
93572.....	43-1235868....	07/01/2001	RGA Reinsurance Company.....	MO.....	CO/I.....	XXXL.....	78,732,525	2,830,804	2,911,162	275,090				
93572.....	43-1235868....	01/01/1998	RGA Reinsurance Company.....	MO.....	CO/I.....	OL.....	1,670,000	54,241	55,597	11,164				
93572.....	43-1235868....	10/01/1988	RGA Reinsurance Company.....	MO.....	YRT/I.....	AXXX.....	8,321,732	32,350	32,177	81,723				
93572.....	43-1235868....	10/01/1988	RGA Reinsurance Company.....	MO.....	YRT/I.....	OL.....	24,272,340	198,490	197,425	204,067				
64688.....	75-6020048....	10/01/1983	SCOR Global Life Americas Reinsurance Co.....	DE.....	YRT/I.....	OL.....	71,451,839	1,088,353	1,290,922	542,080				
64688.....	75-6020048....	07/01/2001	SCOR Global Life Americas Reinsurance Co.....	DE.....	CO/I.....	XXXL.....	34,867,500	161,510	153,258	52,684				
64688.....	75-6020048....	07/01/2001	SCOR Global Life Americas Reinsurance Co.....	DE.....	CO/I.....	XXXL.....	2,558,614,650	93,424,506	93,002,055	4,639,523				
64688.....	75-6020048....	04/15/2007	SCOR Global Life Americas Reinsurance Co.....	DE.....	CO/I.....	XXXL.....	2,959,931,972	42,196,249	39,642,518	5,339,852				
64688.....	75-6020048....	04/15/2007	SCOR Global Life Americas Reinsurance Co.....	DE.....	CO/I.....	AXXX.....	42,073,606	529,620	522,206	286,799				
97071.....	13-3126819....	10/01/1988	SCOR Global Life USA Reins Co.....	DE.....	YRT/I.....	AXXX.....	9,359,547	67,240	79,575	95,288				
97071.....	13-3126819....	10/01/1988	SCOR Global Life USA Reins Co.....	DE.....	YRT/I.....	OL.....	37,851,598	249,150	294,857	358,169				
97071.....	13-3126819....	05/01/1997	SCOR Global Life USA Reinsurance Company.....	DE.....	CO/I.....	XXXL.....	164,053,389	1,450,605	1,508,369	319,807				
97071.....	13-3126819....	07/01/2001	SCOR Global Life USA Reinsurance Company.....	DE.....	CO/I.....	XXXL.....	269,378,316	9,978,832	10,329,279	504,263				
97071.....	13-3126819....	05/01/1997	SCOR Global Life USA Reinsurance Company.....	DE.....	CO/I.....	OL.....	405,108,407	2,421,622	2,507,002	742,323				
82627.....	06-0839705....	11/15/1972	Swiss Re Life and Health America Inc.....	MO.....	CO/I.....	OL.....	45,835,033	341,055	415,332	325,668				
82627.....	06-0839705....	01/01/1996	Swiss Re Life and Health America Inc.....	MO.....	CO/I.....	OL.....	6,143,000	256,598	241,966	51,909				
82627.....	06-0839705....	01/01/1998	Swiss Re Life and Health America Inc.....	MO.....	CO/I.....	OL.....	2,118,623	35,255	42,330	13,585				
82627.....	06-0839705....	10/01/1983	Swiss Re Life and Health America Inc.....	MO.....	OTH/G.....	OL.....		30,946	32,020					
82627.....	06-0839705....	08/05/1963	Swiss Re Life and Health America Inc.....	MO.....	YRT/I.....	AXXX.....	2,016,210	1,950	2,385	34,440				
82627.....	06-0839705....	12/01/2008	Swiss Re Life and Health America Inc.....	MO.....	YRT/I.....	AXXX.....	11,353,330	3,546	4,336	49,392				
82627.....	06-0839705....	09/08/2009	Swiss Re Life and Health America Inc.....	MO.....	YRT/I.....	AXXX.....	17,123,125	9,496	8,568	56,210				
82627.....	06-0839705....	08/01/1963	Swiss Re Life and Health America Inc.....	MO.....	YRT/I.....	OL.....	130,634	449	890	2,489				
0899999.....	Total - General Account - Authorized - Non-Affiliates - U.S. Non-Affiliates.....						7,183,472,716	167,753,292	165,275,636	15,425,178	0	0	0	0
1099999.....	Total - General Account - Authorized - Non-Affiliates.....						7,183,472,716	167,753,292	165,275,636	15,425,178	0	0	0	0

SCHEDULE S - PART 3 - SECTION 1

Reinsurance Ceded Life Insurance, Annuities, Deposit Funds and Other Liabilities  
Without Life or Disability Contingencies, and Related Benefits Listed by Reinsuring Company as of December 31, Current Year

1 NAIC Company Code	2 ID Number	3 Effective Date	4  Name of Company	5  Domiciliary Jurisdiction	6 Type of Reinsurance Ceded	7 Type of Business Ceded	8 Amount In Force at End of Year	Reserve Credit Taken		11  Premiums	Outstanding Surplus Relief		14  Modified Coinsurance Reserve	15 Funds Withheld Under Coinsurance
								9  Current Year	10  Prior Year		12  Current Year	13  Prior Year		
1199999.	Total - General Account - Authorized.....						.....7,183,472,716	.....167,753,292	.....165,275,636	.....15,425,178	......0	......0	......0	......0
3499999.	Total - General Account - Authorized, Unauthorized and Certified.....						.....7,183,472,716	.....167,753,292	.....165,275,636	.....15,425,178	......0	......0	......0	......0
6999999.	Total U.S.....						.....7,183,472,716	.....167,753,292	.....165,275,636	.....15,425,178	......0	......0	......0	......0
9999999.	Total.....						.....7,183,472,716	.....167,753,292	.....165,275,636	.....15,425,178	......0	......0	......0	......0

SCHEDULE S - PART 3 - SECTION 2

Reinsurance Ceded Accident and Health Insurance Listed by Reinsuring Company as of December 31, Current Year

1	2	3	4	5	6	7	8	9	10	Outstanding Surplus Relief		13	14
NAIC Company Code	ID Number	Effective Date	Name of Company	Domiciliary Jurisdiction	Type of Reinsurance Ceded	Type of Business Ceded	Premiums	Unearned Premiums (Estimated)	Reserve Credit Taken Other Than for Unearned Premiums	11	12	Modified Coinsurance Reserve	Funds Withheld Under Coinsurance
										Current Year	Prior Year		
General Account - Authorized - Non-Affiliates - U.S. Non-Affiliates													
62308.....	06-0303370....	.06/24/1982	Connecticut General Life Insurance Co.....	CT.....	OTH/I.....	LTDI.....			.....5,660				
70815.....	06-0838648....	.06/01/1998	Hartford Life and Accident Insurance Co.....	CT.....	OTH/G.....	LTDI.....			.....685,681				
76694.....	23-2044256....	.01/01/1998	London Life Reinsurance Co.....	PA.....	OTH/G.....	LTDI.....			.....1,673,376				
68381.....	36-0883760....	.05/01/2008	Reliance Standard Life Insurance Co.....	IL.....	OTH/G.....	LTDI.....	.....10,071		.....3,666,528				
97071.....	13-3126819....	.03/01/1997	SCOR Global Life USA Reins Co.....	MO.....	OTH/I.....	LTDI.....			.....36,515				
0899999.	Total - General Account - Authorized - Non-Affiliates - U.S. Non-Affiliates.....						.....10,071	.....0	.....6,067,760	.....0	.....0	.....0	.....0
1099999.	Total - General Account - Authorized - Non-Affiliates.....						.....10,071	.....0	.....6,067,760	.....0	.....0	.....0	.....0
1199999.	Total - General Account - Authorized.....						.....10,071	.....0	.....6,067,760	.....0	.....0	.....0	.....0
3499999.	Total - General Account - Authorized, Unauthorized and Certified.....						.....10,071	.....0	.....6,067,760	.....0	.....0	.....0	.....0
6999999.	Total - U.S.....						.....10,071	.....0	.....6,067,760	.....0	.....0	.....0	.....0
9999999.	Total.....						.....10,071	.....0	.....6,067,760	.....0	.....0	.....0	.....0

SCHEDULE S - PART 4

Reinsurance Ceded To Unauthorized Companies

1	2	3	4	5	6	7	8	9	10	11	12	13	14	15
NAIC Company Code	ID Number	Effective Date	Name of Reinsurer	Reserve Credit Taken	Paid and Unpaid Losses Recoverable (Debit)	Other Debits	Total (Cols. 5 + 6 + 7)	Letters of Credit	Issuing or Confirming Bank Reference Number (a)	Trust Agreements	Funds Deposited by and Withheld from Reinsurers	Other	Miscellaneous Balances (Credit)	Sum of Cols. 9 + 11 + 12 + 13 + 14 But Not in Excess of Col. 8

NONE

SCHEDULE S - PART 5

Reinsurance Ceded to Certified Reinsurers as of December 31, Current Year (\$000 Omitted)

1	2	3	4	5	6	7	8	9	10	11	12	13	14	15	Collateral						23	24	25	26	
NAIC Company Code	ID Number	Effective Date	Name of Reinsurer	Domi- ciliary Juris- diction	Certi- fied Rein- surer Rating (6)	Effective Date of Certified Reinsurer Rating	Percent Collateral Required for Full Credit (0% - 100%)	Reserve Credit Taken	Paid and Unpaid Losses Recoverable (Debit)	Other Debits	Total Recoverable Reserve Credit Taken (Cols. 9 + 10 + 11)	Miscellaneous Balances (Credit)	Net Obligation Subject to Collateral (Col. 12 - 13)	Dollar Amount of Collateral Required for Full Credit (Col. 14 x Col. 8)	Multiple Beneficiary Trust	Letters of Credit	Issuing or Confirming Bank Reference Number (a)	Trust Agreements	Funds Deposited by and Withheld from Reinsurers	Other	Total Collateral Provided (Cols. 16 + 17 + 19 + 20 + 21)	Percent of Collateral Provided for Net Obligation Subject to Collateral (Col. 22 / Col. 14)	Percent Credit Allowed on Net Obligation Subject to Collateral (Col. 23 / Col. 8, not to Exceed 100%)	Amount of Credit Allowed for Net Obligation Subject to Collateral (Col. 14 x Col. 24)	Liability for Reinsurance with Certified Reinsurers Due to Collateral Deficiency (Col. 14 - Col. 25)

NONE



HARLEYSVILLE LIFE INSURANCE COMPANY  
SCHEDULE S - PART 6

Five-Year Exhibit of Reinsurance Ceded Business  
(\$000 Omitted)

	1 2017	2 2016	3 2015	4 2014	5 2013
<b>A. OPERATIONS ITEMS</b>					
1. Premiums and annuity considerations for life and accident and health contracts.....	15,435	16,307	18,111	20,485	24,916
2. Commissions and reinsurance expense allowances.....	1,486	1,572	1,709	1,910	3,703
3. Contract claims.....	23,956	15,947	16,935	9,948	13,475
4. Surrender benefits and withdrawals for life contracts.....					
5. Dividends to policyholders.....					
6. Reserve adjustments on reinsurance ceded.....					
7. Increase in aggregate reserves for life and accident and health contracts.....	1,277	2,604	6,699	8,453	11,142
<b>B. BALANCE SHEET ITEMS</b>					
8. Premiums and annuity considerations for life and accident and health contracts deferred and uncollected.....				98	19
9. Aggregate reserves for life and accident and health contracts.....	173,820	172,543	169,939	163,240	154,788
10. Liability for deposit-type contracts.....					
11. Contract claims unpaid.....	5,316	550	3,215	770	1,157
12. Amounts recoverable on reinsurance.....	974	2,175	6,334	2,092	255
13. Experience rating refunds due or unpaid.....					
14. Policyholders' dividends (not included in Line 10).....					
15. Commissions and reinsurance expense allowances due.....					815
16. Unauthorized reinsurance offset.....					
17. Offset for reinsurance with certified reinsurers.....					
<b>C. UNAUTHORIZED REINSURANCE (DEPOSITS BY AND FUNDS WITHHELD FROM)</b>					
18. Funds deposited by and withheld from (F).....					
19. Letters of credit (L).....					
20. Trust agreements (T).....					
21. Other (O).....					
<b>D. REINSURANCE WITH CERTIFIED REINSURERS (DEPOSITS BY AND FUNDS WITHHELD FROM)</b>					
22. Multiple beneficiary trust.....					
23. Funds deposited by and withheld from (F).....					
24. Letters of credit (L).....					
25. Trust agreements (T).....					
26. Other (O).....					

HARLEYSVILLE LIFE INSURANCE COMPANY  
SCHEDULE S - PART 7

Restatement of Balance Sheet to Identify Net Credit for Ceded Reinsurance

	1 As Reported (Net of Ceded)	2 Restatement Adjustments	3 Restated (Gross of Ceded)
<b>ASSETS (Page 2, Col. 3)</b>			
1. Cash and invested assets (Line 12).....	390,701,483		390,701,483
2. Reinsurance (Line 16).....	974,014	(974,014)	0
3. Premiums and considerations (Line 15).....	6,313,964		6,313,964
4. Net credit for ceded reinsurance.....	XXX	178,281,405	178,281,405
5. All other admitted assets (balance).....	8,527,605		8,527,605
6. Total assets excluding Separate Accounts (Line 26).....	406,517,066	177,307,391	583,824,457
7. Separate Account assets (Line 27).....			0
8. Total assets (Line 28).....	406,517,066	177,307,391	583,824,457
<b>LIABILITIES, CAPITAL AND SURPLUS (Page 3)</b>			
9. Contract reserves (Lines 1 and 2).....	351,728,819	173,821,052	525,549,871
10. Liability for deposit-type contracts (Line 3).....	438,931		438,931
11. Claim reserves (Line 4).....	2,860,358	5,315,809	8,176,167
12. Policyholder dividends/reserves (Lines 5 through 7).....			0
13. Premium & annuity considerations received in advance (Line 8).....	176,445		176,445
14. Other contract liabilities (Line 9).....	1,829,470	(1,829,470)	0
15. Reinsurance in unauthorized companies (Line 24.02 minus inset amount).....			0
16. Funds held under reinsurance treaties with unauthorized reinsurers (Line 24.03 minus inset amount).....			0
17. Reinsurance with certified reinsurers (Line 24.02 inset amount).....			0
18. Funds held under reinsurance treaties with certified reinsurers (Line 24.03 inset amount).....			0
19. All other liabilities (balance).....	2,811,852		2,811,852
20. Total liabilities excluding Separate Accounts (Line 26).....	359,845,875	177,307,391	537,153,266
21. Separate Account liabilities (Line 27).....			0
22. Total liabilities (Line 28).....	359,845,875	177,307,391	537,153,266
23. Capital & surplus (Line 38).....	46,671,188	XXX	46,671,188
24. Total liabilities, capital & surplus (Line 39).....	406,517,063	177,307,391	583,824,454
<b>NET CREDIT FOR CEDED REINSURANCE</b>			
25. Contract reserves.....	173,821,052		
26. Claim reserves.....	5,315,809		
27. Policyholder dividends/reserves.....	0		
28. Premium & annuity considerations received in advance.....	0		
29. Liability for deposit-type contracts.....	0		
30. Other contract liabilities.....	(1,829,470)		
31. Reinsurance ceded assets.....	974,014		
32. Other ceded reinsurance recoverables.....	0		
33. Total ceded reinsurance recoverables.....	178,281,405		
34. Premiums and considerations.....	0		
35. Reinsurance in unauthorized companies.....	0		
36. Funds held under reinsurance treaties with unauthorized reinsurers.....	0		
37. Reinsurance with certified reinsurers.....	0		
38. Funds held under reinsurance treaties with certified reinsurers.....	0		
39. Other ceded reinsurance payables/offsets.....	0		
40. Total ceded reinsurance payables/offsets.....	0		
41. Total net credit for ceded reinsurance.....	178,281,405		

SCHEDULE T - PART 2

INTERSTATE COMPACT - EXHIBIT OF PREMIUMS WRITTEN

Allocated by States and Territories

			Direct Business Only				6
			1	2	3	4	
States, Etc.			Life (Group and Individual)	Annuities (Group and Individual)	Disability Income (Group and Individual)	Long-Term Care (Group and Individual)	Totals
1.	Alabama.....	AL	111,856	4,200			116,056
2.	Alaska.....	AK	1,279				1,279
3.	Arizona.....	AZ	100,207				100,207
4.	Arkansas.....	AR	184,865				184,865
5.	California.....	CA	66,616				66,616
6.	Colorado.....	CO	69,046				69,046
7.	Connecticut.....	CT	218,705	10,698			229,403
8.	Delaware.....	DE	493,703	14,200			507,903
9.	District of Columbia.....	DC	30,534				30,534
10.	Florida.....	FL	433,993	179,027			613,020
11.	Georgia.....	GA	97,082	250			97,332
12.	Hawaii.....	HI	349				349
13.	Idaho.....	ID	1,812				1,812
14.	Illinois.....	IL	910,817	4,200			915,017
15.	Indiana.....	IN	634,284	18,580			652,864
16.	Iowa.....	IA	8,080				8,080
17.	Kansas.....	KS	3,286				3,286
18.	Kentucky.....	KY	10,897	1,800			12,697
19.	Louisiana.....	LA	3,185				3,185
20.	Maine.....	ME	32,479				32,479
21.	Maryland.....	MD	1,257,998	96,913			1,354,911
22.	Massachusetts.....	MA	1,601,373	137,695			1,739,068
23.	Michigan.....	MI	1,731,194	6,976			1,738,170
24.	Minnesota.....	MN	718,619	600			719,219
25.	Mississippi.....	MS	8,426				8,426
26.	Missouri.....	MO	14,657				14,657
27.	Montana.....	MT	3,276				3,276
28.	Nebraska.....	NE	31,543				31,543
29.	Nevada.....	NV	17,316	109,746			127,062
30.	New Hampshire.....	NH	141,867	8,247			150,114
31.	New Jersey.....	NJ	5,010,588	822,472			5,833,060
32.	New Mexico.....	NM	5,202				5,202
33.	New York.....	NY	260,741	1,200			261,941
34.	North Carolina.....	NC	1,298,153	39,152			1,337,305
35.	North Dakota.....	ND	24,562				24,562
36.	Ohio.....	OH	174,720	11,684			186,404
37.	Oklahoma.....	OK	5,153				5,153
38.	Oregon.....	OR	9,269				9,269
39.	Pennsylvania.....	PA	9,164,675	1,905,129			11,069,804
40.	Rhode Island.....	RI	486,459	14,700			501,159
41.	South Carolina.....	SC	516,473	6,708			523,181
42.	South Dakota.....	SD	5,820				5,820
43.	Tennessee.....	TN	54,242				54,242
44.	Texas.....	TX	116,969				116,969
45.	Utah.....	UT	1,630				1,630
46.	Vermont.....	VT	16,488				16,488
47.	Virginia.....	VA	2,207,784	160,032			2,367,816
48.	Washington.....	WA	18,377				18,377
49.	West Virginia.....	WV	32,375	6,500			38,875
50.	Wisconsin.....	WI	349,834				349,834
51.	Wyoming.....	WY	832				832
52.	American Samoa.....	AS					0
53.	Guam.....	GU					0
54.	Puerto Rico.....	PR					0
55.	US Virgin Islands.....	VI					0
56.	Northern Mariana Islands.....	MP					0
57.	Canada.....	CAN	1,937				1,937
58.	Aggregate Other Alien.....	OT	8,074				8,074
59.	Totals.....		28,709,701	3,560,709	0	0	32,270,410

SCHEDULE Y

PART 1A - DETAIL OF INSURANCE HOLDING COMPANY SYSTEM

1	2	3	4	5	6	7	8	9	10	11	12	13	14	15	16
Group Code	Group Name	NAIC Company Code	ID Number	Federal RSSD	CIK	Name of Securities Exchange if Publicly Traded (U.S. or International)	Names of Parent, Subsidiaries or Affiliates	Domiciliary Location	Relationship to Reporting Entity	Directly Controlled by (Name of Entity/Person)	Type of Control (Ownership Board, Management, Attorney-in-Fact, Influence, Other)	If Control is Ownership Provide Percentage	Ultimate Controlling Entity(ies)/Person(s)	Is an SCA Filing Required? (Y/N)	*
Members															
0140	Nationwide.....	.....	31-1486309..	..4595018	.....	.....	10 W. Nationwide, LLC.....	OH.....	NIA.....	Nationwide Realty Investors, Ltd.....	ownership.....	...100.000	Nationwide Mutual Insurance Company.....	...N.....	.....
0140	Nationwide.....	.....	31-1486309..	..4810074	.....	.....	1000 Yard Street, LLC.....	OH.....	NIA.....	Nationwide Realty Investors, Ltd.....	ownership.....	...100.000	Nationwide Mutual Insurance Company.....	...N.....	.....
0140	Nationwide.....	.....	31-1486309..	..4869474	.....	.....	1015 Long Street, LLC.....	OH.....	NIA.....	Nationwide Realty Investors, Ltd.....	ownership.....	...100.000	Nationwide Mutual Insurance Company.....	...N.....	.....
0140	Nationwide.....	.....	31-1486309..	..4810047	.....	.....	1050 Yard Street, LLC.....	OH.....	NIA.....	Nationwide Realty Investors, Ltd. ....	ownership.....	...100.000	Nationwide Mutual Insurance Company.....	...N.....	.....
0140	Nationwide.....	.....	31-1486309..	..4810038	.....	.....	1125 Rail Street, LLC.....	OH.....	NIA.....	Nationwide Realty Investors, Ltd.....	ownership.....	...100.000	Nationwide Mutual Insurance Company.....	...N.....	.....
0140	Nationwide.....	.....	31-1733036..	..4594963	.....	.....	120 Acre Partners, LLC.....	DE.....	NIA.....	Nationwide Realty Investors, Ltd.....	ownership.....	...95.000	Nationwide Mutual Insurance Company.....	...N.....	1.....
0140	Nationwide.....	.....	26-2451988..	..4288132	.....	.....	1492 Capital, LLC.....	OH.....	NIA.....	Nationwide Mutual Insurance Company.....	ownership.....	...100.000	Nationwide Mutual Insurance Company.....	...N.....	.....
0140	Nationwide.....	.....	31-1486309..	..5113932	.....	.....	111 Rivulon Boulevard, LLC.....	OH.....	NIA.....	Nationwide Realty Investors, Ltd.....	ownership.....	...100.000	Nationwide Mutual Insurance Company.....	...N.....	.....
0140	Nationwide.....	.....	31-1486309..	..4810083	.....	.....	155 Rivulon Boulevard, LLC.....	OH.....	NIA.....	Nationwide Realty Investors, Ltd.....	ownership.....	...100.000	Nationwide Mutual Insurance Company.....	...N.....	.....
0140	Nationwide.....	.....	31-1486309..	..5113923	.....	.....	161 Rivulon Boulevard, LLC.....	OH.....	NIA.....	Nationwide Realty Investors, Ltd.....	ownership.....	...100.000	Nationwide Mutual Insurance Company.....	...N.....	.....
0140	Nationwide.....	.....	31-1580283..	..5042171	.....	.....	170 Marconi, LLC.....	OH.....	NIA.....	NWD Investments, LLC.....	ownership.....	...100.000	Nationwide Mutual Insurance Company.....	...N.....	.....
0140	Nationwide.....	.....	31-1580283..	..4960960	.....	.....	245 Parks Edge Place, LLC.....	OH.....	NIA.....	NWD Investments, LLC.....	ownership.....	...100.000	Nationwide Mutual Insurance Company.....	...N.....	.....
0140	Nationwide.....	.....	31-1486309..	..4810092	.....	.....	275 Rivulon Boulevard, LLC.....	OH.....	NIA.....	Nationwide Realty Investors, Ltd.....	ownership.....	...100.000	Nationwide Mutual Insurance Company.....	...N.....	.....
0140	Nationwide.....	.....	31-1486309..	..5092952	.....	.....	343 N. Front, LLC.....	OH.....	NIA.....	Nationwide Realty Investors, Ltd.....	ownership.....	...100.000	Nationwide Mutual Insurance Company.....	...N.....	.....
0140	Nationwide.....	.....	31-1580283..	..4590835	.....	.....	400 West Nationwide Boulevard, LLC.....	OH.....	NIA.....	NWD Investments, LLC.....	ownership.....	...100.000	Nationwide Mutual Insurance Company.....	...N.....	.....
0140	Nationwide.....	.....	31-1580283..	..4591140	.....	.....	425 West Nationwide Boulevard, LLC.....	OH.....	NIA.....	NWD Investments, LLC.....	ownership.....	...100.000	Nationwide Mutual Insurance Company.....	...N.....	.....
0140	Nationwide.....	.....	31-1486309..	..4595009	.....	.....	44 Chestnut, LLC.....	OH.....	NIA.....	Nationwide Realty Investors, Ltd.....	ownership.....	...100.000	Nationwide Mutual Insurance Company.....	...N.....	.....
0140	Nationwide.....	.....	31-1486309..	..4890843	.....	.....	75 Rivulon Boulevard, LLC.....	OH.....	NIA.....	Nationwide Realty Investors, Ltd.....	ownership.....	...100.000	Nationwide Mutual Insurance Company.....	...N.....	.....
0140	Nationwide.....	.....	20-4939866..	..4590750	.....	.....	775 Yard Street, LLC.....	OH.....	NIA.....	NRI Equity Land Investments, LLC.....	ownership.....	...100.000	Nationwide Mutual Insurance Company.....	...N.....	.....
0140	Nationwide.....	.....	20-4939866..	..4810104	.....	.....	780 Yard Street, LLC.....	OH.....	NIA.....	NRI Equity Land Investments, LLC.....	ownership.....	...100.000	Nationwide Mutual Insurance Company.....	...N.....	.....
0140	Nationwide.....	.....	20-4939866..	..4671583	.....	.....	795 Rail Street, LLC.....	OH.....	NIA.....	NRI Equity Land Investments, LLC.....	ownership.....	...100.000	Nationwide Mutual Insurance Company.....	...N.....	.....
0140	Nationwide.....	.....	20-4939866..	..4590602	.....	.....	800 Bobcat Avenue, LLC.....	OH.....	NIA.....	NRI Equity Land Investments, LLC.....	ownership.....	...100.000	Nationwide Mutual Insurance Company.....	...N.....	.....
0140	Nationwide.....	.....	20-4939866..	..4671499	.....	.....	800 Goodale Boulevard, LLC.....	OH.....	NIA.....	NRI Equity Land Investments, LLC.....	ownership.....	...100.000	Nationwide Mutual Insurance Company.....	...N.....	.....
0140	Nationwide.....	.....	20-4939866..	..4671789	.....	.....	800 Yard Street, LLC.....	OH.....	NIA.....	NRI Equity Land Investments, LLC.....	ownership.....	...100.000	Nationwide Mutual Insurance Company.....	...N.....	.....
0140	Nationwide.....	.....	20-4939866..	..4590778	.....	.....	805 Bobcat Avenue, LLC.....	OH.....	NIA.....	GVY Residential, LLC.....	ownership.....	...100.000	Nationwide Mutual Insurance Company.....	...N.....	.....
0140	Nationwide.....	.....	20-4939866..	..4890834	.....	.....	808 Yard Street, LLC.....	OH.....	NIA.....	GVY Residential, LLC.....	ownership.....	...100.000	Nationwide Mutual Insurance Company.....	...N.....	.....
0140	Nationwide.....	.....	20-4939866..	..4869465	.....	.....	820 Goodale Boulevard, LLC.....	OH.....	NIA.....	NRI Equity Land Investments, LLC.....	ownership.....	...100.000	Nationwide Mutual Insurance Company.....	...N.....	.....
0140	Nationwide.....	.....	20-4939866..	..5042612	.....	.....	825 Junction Way, LLC.....	OH.....	NIA.....	GVY Residential, LLC.....	ownership.....	...100.000	Nationwide Mutual Insurance Company.....	...N.....	.....
.....	.....	.....	37-1865892..	n/a.....	.....	.....	828 at the Yard Condominimums Home Owners Association	OH.....	OTH.....	Other non-Nationwide.....	n/a.....	.....	Other non-Nationwide.....	...N.....	2.....
0140	Nationwide.....	.....	20-4939866..	..5012286	.....	.....	828 Bobcat Avenue, LLC.....	OH.....	NIA.....	NRI Equity Land Investments, LLC.....	ownership.....	...100.000	Nationwide Mutual Insurance Company.....	...N.....	.....
0140	Nationwide.....	.....	20-4939866..	..4890759	.....	.....	840 Third Avenue, LLC.....	OH.....	NIA.....	NRI Equity Land Investments, LLC.....	ownership.....	...100.000	Nationwide Mutual Insurance Company.....	...N.....	.....
0140	Nationwide.....	.....	20-4939866..	..4590611	.....	.....	845 Yard Street, LLC.....	OH.....	NIA.....	GVY Residential, LLC.....	ownership.....	...100.000	Nationwide Mutual Insurance Company.....	...N.....	.....
0140	Nationwide.....	.....	20-4939866..	..4590787	.....	.....	850 Goodale Blvd., LLC.....	OH.....	NIA.....	NRI Equity Land Investments, LLC.....	ownership.....	...100.000	Nationwide Mutual Insurance Company.....	...N.....	.....
0140	Nationwide.....	.....	20-4939866..	..4903921	.....	.....	860 Third Avenue, LLC.....	OH.....	NIA.....	NRI Equity Land Investments, LLC.....	ownership.....	...100.000	Nationwide Mutual Insurance Company.....	...N.....	.....
0140	Nationwide.....	.....	20-4939866..	..4903912	.....	.....	880 Third Avenue, LLC.....	OH.....	NIA.....	NRI Equity Land Investments, LLC.....	ownership.....	...100.000	Nationwide Mutual Insurance Company.....	...N.....	.....

SCHEDULE Y

PART 1A - DETAIL OF INSURANCE HOLDING COMPANY SYSTEM

1	2	3	4	5	6	7	8	9	10	11	12	13	14	15	16
Group Code	Group Name	NAIC Company Code	ID Number	Federal RSSD	CIK	Name of Securities Exchange if Publicly Traded (U.S. or International)	Names of Parent, Subsidiaries or Affiliates	Domiciliary Location	Relationship to Reporting Entity	Directly Controlled by (Name of Entity/Person)	Type of Control (Ownership Board, Management, Attorney-in-Fact, Influence, Other)	If Control is Ownership Provide Percentage	Ultimate Controlling Entity(ies)/Person(s)	Is an SCA Filing Required? (Y/N)	*
0140	Nationwide.....		20-4939866..	...4869438	.....	.....	895 W. Third Avenue, LLC.....	OH.....	NIA.....	NRI Equity Land Investments, LLC.....	ownership.....	...100.000	Nationwide Mutual Insurance Company.....	....N.....	.....
0140	Nationwide.....		20-4939866..	...5143069	.....	.....	950 Dorchester Way, LLC.....	OH.....	NIA.....	GVY Residential, LLC.....	ownership.....	...100.000	Nationwide Mutual Insurance Company.....	....N.....	.....
0140	Nationwide.....		31-1486309..	...5092943	.....	.....	960 Bobcat Avenue, LLC.....	OH.....	NIA.....	Nationwide Realty Investors, Ltd.....	ownership.....	...100.000	Nationwide Mutual Insurance Company.....	....N.....	.....
0140	Nationwide.....		31-1486309..	...4810029	.....	.....	975 Rail Street, LLC.....	OH.....	NIA.....	Nationwide Realty Investors, Ltd.....	ownership.....	...100.000	Nationwide Mutual Insurance Company.....	....N.....	.....
0140	Nationwide.....		31-1486309..	...5082001	.....	.....	995 Yard Street, LLC.....	OH.....	NIA.....	Nationwide Realty Investors, Ltd.....	ownership.....	...100.000	Nationwide Mutual Insurance Company.....	....N.....	.....
0140	Nationwide.....		31-1680808..	...4594833	.....	.....	AD Investments, LLC.....	OH.....	NIA.....	Nationwide Realty Investors, Ltd.....	ownership.....	....60.000	Nationwide Mutual Insurance Company.....	....N.....	1.....
0140	Nationwide.....		31-1580283..	...4590992	.....	.....	ADTV, LLC.....	OH.....	NIA.....	NWD Investments, LLC.....	ownership.....	...100.000	Nationwide Mutual Insurance Company.....	....N.....	.....
0140	Nationwide.....		52-2227314..	...4287247	.....	.....	AGMC Reinsurance, Ltd.....	TCA.....	IA.....	Nationwide Advantage Mortgage Company.....	ownership.....	...100.000	Nationwide Mutual Insurance Company.....	....N.....	.....
0140	Nationwide.....		42-1011300..	...4287229	.....	.....	ALLIED General Agency Company.....	IA.....	IA.....	AMCO Insurance Company.....	ownership.....	...100.000	Nationwide Mutual Insurance Company.....	....N.....	.....
0140	Nationwide.....		42-0958655..	...1677548	.....	.....	ALLIED Group, Inc.....	IA.....	IA.....	Allied Holdings (Delaware), Inc.....	ownership.....	...100.000	Nationwide Mutual Insurance Company.....	....N.....	.....
0140	Nationwide.....		46-4628790..	...4613462	.....	.....	Allied Holdings (Delaware), Inc.....	DE.....	IA.....	Nationwide Mutual Insurance Company.....	ownership.....	...100.000	Nationwide Mutual Insurance Company.....	....Y.....	.....
0140	Nationwide.....	10127..	27-0114983..	...4288169	.....	.....	ALLIED Insurance Company of America.....	OH.....	IA.....	Nationwide Mutual Insurance Company.....	ownership.....	...100.000	Nationwide Mutual Insurance Company.....	....N.....	.....
0140	Nationwide.....	42579..	42-1201931..	...4287144	.....	.....	ALLIED Property and Casualty Insurance Company	IA.....	IA.....	ALLIED Group, Inc.....	ownership.....	...100.000	Nationwide Mutual Insurance Company.....	....N.....	.....
0140	Nationwide.....		42-1527863..	...4287238	.....	.....	ALLIED Texas Agency, Inc.....	TX.....	IA.....	AMCO Insurance Company.....	ownership.....	...100.000	Nationwide Mutual Insurance Company.....	....N.....	.....
0140	Nationwide.....	19100..	42-6054959..	...4287153	.....	.....	AMCO Insurance Company.....	IA.....	IA.....	ALLIED Group, Inc.....	ownership.....	...100.000	Nationwide Mutual Insurance Company.....	....N.....	.....
0140	Nationwide.....		59-1031596..	...4288011	.....	.....	American Marine Underwriters, Inc.....	FL.....	IA.....	Nationwide Mutual Insurance Company.....	ownership.....	...100.000	Nationwide Mutual Insurance Company.....	....N.....	.....
0140	Nationwide.....		81-4532504..	...5082029	.....	.....	American Tax Credit Fund 2017-A, LLC.....	OH.....	NIA.....	Nationwide Life Insurance Company .....	ownership.....	...100.000	Nationwide Mutual Insurance Company.....	....N.....	.....
0140	Nationwide.....		82-2001573..	...5167113	.....	.....	American Tax Credit Fund 2017-B, LLC.....	OH.....	NIA.....	Nationwide Life Insurance Company .....	ownership.....	...100.000	Nationwide Mutual Insurance Company.....	....N.....	.....
0140	Nationwide.....		31-1580283..	...4591177	.....	.....	Arena District CA I, LLC.....	OH.....	NIA.....	NWD Investments, LLC.....	ownership.....	...100.000	Nationwide Mutual Insurance Company.....	....N.....	.....
.....	.....		36-4857239..	n/a.....	.....	.....	Arena District Garage Condominium Association	OH.....	OTH.....	Other non-Nationwide.....	n/a.....	.....	Other non-Nationwide.....	....N.....	2.....
.....	.....		90-0280710..	n/a.....	.....	.....	Arena District Owners Association.....	OH.....	OTH.....	Other non-Nationwide.....	n/a.....	.....	Other non-Nationwide.....	....N.....	2.....
.....	.....		35-2582728..	n/a.....	.....	.....	Arena District Swim Club Association.....	OH.....	OTH.....	Other non-Nationwide.....	n/a.....	.....	Other non-Nationwide.....	....N.....	2.....
0140	Nationwide.....		31-1486309..	...5012277	.....	.....	Ballantrae Woods, LLC.....	OH.....	NIA.....	Nationwide Realty Investors, Ltd.....	ownership.....	...100.000	Nationwide Mutual Insurance Company.....	....N.....	.....
0140	Nationwide.....		26-4083207..	...4869447	.....	.....	Berkshire Crossing Development, LLC.....	DE.....	NIA.....	NorthStar Commercial Development, LLC.....	ownership.....	...100.000	Nationwide Mutual Insurance Company.....	....N.....	.....
0140	Nationwide.....		31-1555487..	...4593658	.....	.....	Broad Street Retail, LLC.....	DE.....	NIA.....	Nationwide Realty Investors, Ltd.....	ownership.....	....60.000	Nationwide Mutual Insurance Company.....	....N.....	1.....
0140	Nationwide.....		20-3624379..	...4595531	.....	.....	Brooke School Investment Fund, LLC.....	DE.....	NIA.....	Nationwide Mutual Insurance Company.....	ownership.....	...100.000	Nationwide Mutual Insurance Company.....	....N.....	.....
0140	Nationwide.....		26-0899413..	...3730540	.....	.....	CHP New Markets Investment Fund, LLC.....	OH.....	OTH.....	Nationwide Mutual Insurance Company.....	Limited partner /no control	....50.000	other non-Nationwide.....	....N.....	2.....
0140	Nationwide.....		20-1618232..	...4595241	.....	.....	CNRI-Cannonsport Condominium, LLC.....	OH.....	NIA.....	CNRI-Cannonsport, LLC.....	ownership.....	...100.000	Nationwide Mutual Insurance Company.....	....N.....	.....
0140	Nationwide.....		20-1618232..	...4595045	.....	.....	CNRI- Cannonsport, LLC.....	OH.....	NIA.....	Nationwide Realty Investors, Ltd.....	ownership.....	...100.000	Nationwide Mutual Insurance Company.....	....N.....	.....
.....	.....		n/a.....	n/a.....	.....	.....	Co-Investment Fund, LLC.....	DE.....	OTH.....	Other non-Nationwide.....	n/a.....	.....	Other non-Nationwide.....	....N.....	2.....
0140	Nationwide.....		31-1579973..	...2998688	.....	.....	COLHOC Limited Partnership.....	OH.....	NIA.....	NRI Arena, LLC.....	ownership.....	....30.760	Other non-Nationwide.....	....N.....	1.....
0140	Nationwide.....	29262..	74-1061659..	...4288057	.....	.....	Colonial County Mutual Insurance Company.....	TX.....	IA.....	Other non-Nationwide.....	contract.....	.....	Other non-Nationwide.....	....N.....	2.....
.....	.....		45-4901238..	n/a.....	.....	.....	Columbus Arena Management, LLC.....	OH.....	OTH.....	Other non-Nationwide.....	n/a.....	.....	Other non-Nationwide.....	....N.....	2.....

SCHEDULE Y

PART 1A - DETAIL OF INSURANCE HOLDING COMPANY SYSTEM

1	2	3	4	5	6	7	8	9	10	11	12	13	14	15	16
Group Code	Group Name	NAIC Company Code	ID Number	Federal RSSD	CIK	Name of Securities Exchange if Publicly Traded (U.S. or International)	Names of Parent, Subsidiaries or Affiliates	Domiciliary Location	Relationship to Reporting Entity	Directly Controlled by (Name of Entity/Person)	Type of Control (Ownership Board, Management, Attorney-in-Fact, Influence, Other)	If Control is Ownership Provide Percentage	Ultimate Controlling Entity(ies)/Person(s)	Is an SCA Filing Required? (Y/N)	*
52.2	0140 Nationwide.....	18961...	68-0066866..	...4288178	.....	.....	Crestbrook Insurance Company.....	OH.....	IA.....	Nationwide Mutual Insurance Company.....	ownership.....	...100.000	Nationwide Mutual Insurance Company.....	....N.....	.....
	0140 Nationwide.....	.....	31-1486309..	...4590255	.....	.....	Crewville, Ltd.....	OH.....	NIA.....	Nationwide Realty Investors, Ltd.....	ownership.....	...100.000	Nationwide Mutual Insurance Company.....	....N.....	.....
	0140 Nationwide.....	42587...	42-1207150..	...4287162	.....	.....	Depositors Insurance Company.....	IA.....	IA.....	ALLIED Group, Inc.....	ownership.....	...100.000	Nationwide Mutual Insurance Company.....	....N.....	.....
	.....	.....	46-4104813..	n/a.....	.....	.....	Discover Affordable Housing Investment Fund I LLC	OH.....	OTH.....	Other non-Nationwide.....	n/a.....	.....	Other non-Nationwide.....	....N.....	2.....
	0140 Nationwide.....	.....	33-0096671..	...4287694	.....	.....	DVM Insurance Agency.....	CA.....	NIA.....	Veterinary Pet Insurance Company.....	ownership.....	...100.000	Nationwide Mutual Insurance Company.....	....N.....	.....
	0140 Nationwide.....	15821...	47-4523959..	...4890825	.....	.....	Eagle Captive Reinsurance, LLC.....	OH.....	IA.....	Nationwide Life Insurance Company.....	ownership.....	...100.000	Nationwide Mutual Insurance Company.....	....N.....	.....
	0140 Nationwide.....	.....	20-1945276..	...4590590	.....	.....	East of Madison, LLC.....	DE.....	NIA.....	120 Acre Partners, Ltd.....	ownership.....	...24.910	Nationwide Mutual Insurance Company.....	....N.....	1.....
	0140 Nationwide.....	.....	20-1945276..	...4590590	.....	.....	East of Madison, LLC.....	DE.....	NIA.....	ND La Quinta Partners, LLC.....	ownership.....	...75.090	Nationwide Mutual Insurance Company.....	....N.....	1.....
	.....	.....	30-0951639..	n/a.....	.....	.....	ERN-4 Property Owners Association, Inc.....	OH.....	OTH.....	Other non-Nationwide.....	n/a.....	.....	Other non-Nationwide.....	....N.....	2.....
	0140 Nationwide.....	13838...	42-0618271..	...4569372	.....	.....	Farmland Mutual Insurance Company.....	IA.....	OTH.....	Other non-Nationwide.....	debt.....	.....	Other non-Nationwide.....	....N.....	2.....
	0140 Nationwide.....	22209...	75-6013587..	...4287676	.....	.....	Freedom Specialty Insurance Company.....	OH.....	IA.....	Scottsdale Insurance Company .....	ownership.....	...100.000	Nationwide Mutual Insurance Company.....	....N.....	.....
	.....	.....	46-4736379..	n/a.....	.....	.....	GPN-1 Property Owners Association, Inc.....	OH.....	OTH.....	Other non-Nationwide.....	n/a.....	.....	other non-Nationwide.....	....N.....	2.....
	0140 Nationwide.....	.....	20-4939866..	...4590808	.....	.....	Grandview Yard Hotel Holdings, LLC.....	OH.....	NIA.....	NRI Equity Land Investments, LLC.....	ownership.....	...100.000	Nationwide Mutual Insurance Company.....	....N.....	.....
	0140 Nationwide.....	.....	20-4939866..	...4590826	.....	.....	Grandview Yard Hotel, LLC.....	OH.....	NIA.....	Grandview Yard Hotel Holdings, LLC.....	ownership.....	...100.000	Nationwide Mutual Insurance Company.....	....N.....	.....
	0140 Nationwide.....	.....	20-4939866..	...5036200	.....	.....	GVY Residential, LLC.....	OH.....	NIA.....	NRI Equity Land Investments, LLC.....	ownership.....	...100.000	Nationwide Mutual Insurance Company.....	....N.....	.....
	0140 Nationwide.....	.....	51-0241172..	...3582909	.....	.....	Harleysville Group Inc.....	DE.....	NIA.....	Allied Holdings (Delaware), Inc.....	ownership.....	...100.000	Nationwide Mutual Insurance Company.....	....N.....	.....
	0140 Nationwide.....	23582...	41-0417250..	...4442260	.....	.....	Harleysville Insurance Company.....	OH.....	IA.....	Harleysville Group, Inc.....	ownership.....	...100.000	Nationwide Mutual Insurance Company.....	....N.....	.....
	.....	.....	.....	.....	.....	.....	.....	.....	.....	.....	.....	.....	.....	.....	.....
	0140 Nationwide.....	42900...	23-2253669..	...4442158	.....	.....	Harleysville Insurance Company of New Jersey	NJ.....	IA.....	Harleysville Group, Inc.....	ownership.....	...100.000	Nationwide Mutual Insurance Company.....	....N.....	.....
	0140 Nationwide.....	10674...	23-2864924..	...4442242	.....	.....	Harleysville Insurance Company of New York....	OH.....	IA.....	Harleysville Group, Inc.....	ownership.....	...100.000	Nationwide Mutual Insurance Company.....	....N.....	.....
	0140 Nationwide.....	14516...	38-3198542..	...4442251	.....	.....	Harleysville Lake States Insurance Company....	MI.....	IA.....	Harleysville Group, Inc.....	ownership.....	...100.000	Nationwide Mutual Insurance Company.....	....N.....	.....
	0140 Nationwide.....	64327...	23-1580983..	...4440659	.....	.....	Harleysville Life Insurance Company.....	OH.....	RE.....	Nationwide Mutual Insurance Company.....	ownership.....	...100.000	Nationwide Mutual Insurance Company.....	....N.....	.....
	0140 Nationwide.....	35696...	23-2384978..	...4442288	.....	.....	Harleysville Preferred Insurance Company.....	OH.....	IA.....	Harleysville Group, Inc.....	ownership.....	...100.000	Nationwide Mutual Insurance Company.....	....N.....	.....
	0140 Nationwide.....	26182...	04-1989660..	...4442372	.....	.....	Harleysville Worcester Insurance Company.....	OH.....	IA.....	Harleysville Group, Inc.....	ownership.....	...100.000	Nationwide Mutual Insurance Company.....	....N.....	.....
	0140 Nationwide.....	.....	32-0051216..	...4596903	.....	.....	Hideaway Properties Corporation.....	CA.....	NIA.....	Nationwide Realty Investors, Ltd.....	ownership.....	...50.000	Nationwide Mutual Insurance Company.....	....N.....	1.....
	0140 Nationwide.....	.....	31-0871532..	...4288020	.....	.....	Insurance Intermediaries, Inc.....	OH.....	IA.....	Nationwide Mutual Insurance Company.....	ownership.....	...100.000	Nationwide Mutual Insurance Company.....	....N.....	.....
	0140 Nationwide.....	.....	20-3289512..	...3848436	.....	.....	Jefferson National Financial Corp.....	DE.....	NIA.....	Nationwide Life Insurance Company.....	ownership.....	...100.000	Nationwide Mutual Insurance Company.....	....Y.....	.....
	0140 Nationwide.....	64017...	75-0300900..	...3332887	.....	.....	Jefferson National Life Insurance Company.....	TX.....	IA.....	Jefferson National Financial Corporation.....	ownership.....	...100.000	Nationwide Mutual Insurance Company.....	....N.....	.....
	.....	.....	.....	.....	.....	.....	Jefferson National Life Insurance Company of New York	NY.....	IA.....	Jefferson National Life Insurance Company....	ownership.....	...100.000	Nationwide Mutual Insurance Company.....	....N.....	.....
	0140 Nationwide.....	.....	61-1340595..	...5113503	.....	.....	Jefferson National Securities Corporation.....	DE.....	NIA.....	Jefferson National Financial Corporation.....	ownership.....	...100.000	Nationwide Mutual Insurance Company.....	....N.....	.....
	0140 Nationwide.....	.....	31-1486309..	...4097802	.....	.....	Jerome Village Company, LLC.....	OH.....	NIA.....	Nationwide Realty Investors, Ltd.....	ownership.....	...100.000	Nationwide Mutual Insurance Company.....	....N.....	.....
	.....	.....	46-2974590..	n/a.....	.....	.....	Jerome Village Master Property Owners Association, Inc.....	OH.....	OTH.....	Other non-Nationwide.....	n/a.....	.....	Other non-Nationwide.....	....N.....	2.....
	0140 Nationwide.....	.....	20-8945345..	...5111938	.....	.....	JNF Advisors, Inc.....	DE.....	NIA.....	Jefferson National Financial Corporation.....	ownership.....	...100.000	Nationwide Mutual Insurance Company.....	....N.....	.....
	.....	.....	46-2956640..	n/a.....	.....	.....	Jerome Village Residential Property Owners Association, Inc.....	OH.....	OTH.....	Other non-Nationwide.....	n/a.....	.....	Other non-Nationwide.....	....N.....	2.....

SCHEDULE Y

PART 1A - DETAIL OF INSURANCE HOLDING COMPANY SYSTEM

52.3

1	2	3	4	5	6	7	8	9	10	11	12	13	14	15	16
Group Code	Group Name	NAIC Company Code	ID Number	Federal RSSD	CIK	Name of Securities Exchange if Publicly Traded (U.S. or International)	Names of Parent, Subsidiaries or Affiliates	Domiciliary Location	Relationship to Reporting Entity	Directly Controlled by (Name of Entity/Person)	Type of Control (Ownership Board, Management, Attorney-in-Fact, Influence, Other)	If Control is Ownership Provide Percentage	Ultimate Controlling Entity(ies)/Person(s)	Is an SCA Filing Required? (Y/N)	*
0140	Nationwide.....	.....	31-1486309..	...4590312	.....	.....	JV Developers, LLC.....	OH.....	OTH.....	Nationwide Realty Investors, Ltd.....	ownership.....	...100.000	Nationwide Mutual Insurance Company.....	....N.....	2.....
0140	Nationwide.....	.....	74-1395229..	...4613350	.....	.....	Lone Star General Agency, Inc.....	TX.....	IA.....	Nationwide Mutual Insurance Company.....	ownership.....	...100.000	Nationwide Mutual Insurance Company.....	....N.....	.....
0140	Nationwide.....	11991...	38-0865250..	...4288187	.....	.....	National Casualty Company.....	OH.....	IA.....	Nationwide Mutual Insurance Company.....	ownership.....	...100.000	Nationwide Mutual Insurance Company.....	....N.....	.....
0140	Nationwide.....	.....	AC000920....	...4614900	.....	.....	National Casualty Company of America, Ltd.....	GBR.....	IA.....	National Casualty Company.....	ownership.....	...100.000	Nationwide Mutual Insurance Company.....	....N.....	.....
0140	Nationwide.....	.....	42-1154244..	...2889795	.....	.....	Nationwide Advantage Mortgage Company.....	IA.....	NIA.....	AMCO Insurance Company.....	ownership.....	.....87.300	Nationwide Mutual Insurance Company.....	....Y.....	1.....
0140	Nationwide.....	.....	42-1154244..	...2889795	.....	.....	Nationwide Advantage Mortgage Company.....	IA.....	NIA.....	ALLIED Property & Casualty Insurance Company	ownership.....	.....8.470	Nationwide Mutual Insurance Company.....	....Y.....	1.....
0140	Nationwide.....	.....	42-1154244..	...2889795	.....	.....	Nationwide Advantage Mortgage Company.....	IA.....	NIA.....	Depositors Insurance Company.....	ownership.....	.....4.230	Nationwide Mutual Insurance Company.....	....Y.....	1.....
0140	Nationwide.....	26093...	48-0470690..	...4288196	.....	.....	Nationwide Affinity Insurance Company of America	OH.....	IA.....	Nationwide Mutual Insurance Company.....	ownership.....	...100.000	Nationwide Mutual Insurance Company.....	....N.....	.....
0140	Nationwide.....	28223...	42-1015537..	...4288208	.....	.....	Nationwide Agribusiness Insurance Company...	IA.....	IA.....	Nationwide Mutual Insurance Company.....	ownership.....	...100.000	Nationwide Mutual Insurance Company.....	....N.....	.....
0140	Nationwide.....	.....	31-1578869..	...4288075	.....	.....	Nationwide Arena, LLC.....	OH.....	NIA.....	NRI Arena, LLC.....	ownership.....	...90.000	Nationwide Mutual Insurance Company.....	....N.....	1.....
0140	Nationwide.....	.....	20-8670712..	...4288114	.....	.....	Nationwide Asset Management, LLC.....	OH.....	NIA.....	Nationwide Mutual Insurance Company.....	ownership.....	...100.000	Nationwide Mutual Insurance Company.....	....N.....	.....
0140	Nationwide.....	10723...	95-0639970..	...4288217	.....	.....	Nationwide Assurance Company.....	OH.....	IA.....	Nationwide Mutual Insurance Company.....	ownership.....	...100.000	Nationwide Mutual Insurance Company.....	....N.....	.....
0140	Nationwide.....	.....	31-1592130..	...2729677	.....	.....	Nationwide Bank.....	OH.....	OTH.....	Nationwide Financial Services, Inc.....	ownership.....	...100.000	Nationwide Mutual Insurance Company.....	....N.....	2.....
0140	Nationwide.....	.....	31-1036287..	...4288123	.....	.....	Nationwide Cash Management Company.....	OH.....	NIA.....	Nationwide Mutual Insurance Company.....	ownership.....	...100.000	Nationwide Mutual Insurance Company.....	....N.....	.....
0140	Nationwide.....	.....	31-4416546..	...3828081	.....	.....	Nationwide Corporation.....	OH.....	NIA.....	Nationwide Mutual Insurance Company.....	ownership.....	...95.200	Nationwide Mutual Insurance Company.....	....Y.....	1.....
0140	Nationwide.....	.....	31-4416546..	...3828081	.....	.....	Nationwide Corporation.....	OH.....	NIA.....	Nationwide Mutual Fire Insurance Company...	ownership.....	...4.800	Nationwide Mutual Insurance Company.....	....Y.....	1.....
0140	Nationwide.....	.....	04-3679407..	...4286839	.....	.....	Nationwide Emerging Managers, LLC.....	DE.....	NIA.....	NWD Investment Management, Inc.....	ownership.....	...100.000	Nationwide Mutual Insurance Company.....	....N.....	.....
0140	Nationwide.....	.....	05-0630007..	...4288048	.....	.....	Nationwide Exclusive Agent Risk Purchasing Group, LLC	OH.....	NIA.....	Insurance Intermediaries, Inc.....	ownership.....	...100.000	Nationwide Mutual Insurance Company.....	....N.....	.....
0140	Nationwide.....	.....	31-1667326..	...4286932	.....	.....	Nationwide Financial Assignment Company.....	OH.....	NIA.....	Nationwide Life Insurance Company.....	ownership.....	...100.000	Nationwide Mutual Insurance Company.....	....N.....	.....
0140	Nationwide.....	.....	23-2412039..	...4287087	.....	.....	Nationwide Financial General Agency, Inc.....	PA.....	NIA.....	NFS Distributors, Inc.....	ownership.....	...100.000	Nationwide Mutual Insurance Company.....	....N.....	.....
0140	Nationwide.....	.....	31-6554353..	...4286978	.....	.....	Nationwide Financial Services Capital Trust.....	DE.....	NIA.....	Nationwide Financial Services, Inc. ....	ownership.....	...100.000	Nationwide Mutual Insurance Company.....	....N.....	.....
0140	Nationwide.....	.....	31-1486870..	...3828063	.....	.....	Nationwide Financial Services, Inc.....	DE.....	NIA.....	Nationwide Corporation.....	ownership.....	...100.000	Nationwide Mutual Insurance Company.....	....N.....	.....
0140	Nationwide.....	.....	52-6969857..	...4286996	.....	.....	Nationwide Fund Advisors.....	DE.....	NIA.....	Nationwide Financial Services, Inc. ....	ownership.....	...100.000	Nationwide Mutual Insurance Company.....	....N.....	.....
0140	Nationwide.....	.....	31-1748721..	...4287050	.....	.....	Nationwide Fund Distributors LLC.....	DE.....	NIA.....	NFS Distributors, Inc.....	ownership.....	...100.000	Nationwide Mutual Insurance Company.....	....N.....	.....
0140	Nationwide.....	.....	31-0900518..	...4287041	.....	.....	Nationwide Fund Management LLC.....	DE.....	NIA.....	NFS Distributors, Inc.....	ownership.....	...100.000	Nationwide Mutual Insurance Company.....	....N.....	.....
0140	Nationwide.....	23760...	31-4425763..	...4287957	.....	.....	Nationwide General Insurance Company.....	OH.....	IA.....	Nationwide Mutual Insurance Company.....	ownership.....	...100.000	Nationwide Mutual Insurance Company.....	....N.....	.....
0140	Nationwide.....	.....	31-1570938..	...4286398	.....	.....	Nationwide Global Holdings, Inc.....	OH.....	NIA.....	Nationwide Corporation.....	ownership.....	...100.000	Nationwide Mutual Insurance Company.....	....N.....	.....
0140	Nationwide.....	.....	04-3732385..	...4286857	.....	.....	Nationwide Global Ventures, Inc.....	DE.....	NIA.....	NWD Asset Management Holdings, Inc.....	ownership.....	...100.000	Nationwide Mutual Insurance Company.....	....N.....	.....
0140	Nationwide.....	10070...	31-1399201..	...2839398	.....	.....	Nationwide Indemnity Company.....	OH.....	IA.....	Nationwide Mutual Insurance Company.....	ownership.....	...100.000	Nationwide Mutual Insurance Company.....	....N.....	.....
0140	Nationwide.....	25453...	95-2130882..	...4287180	.....	.....	Nationwide Insurance Company of America.....	OH.....	IA.....	ALLIED Group, Inc. ....	ownership.....	...100.000	Nationwide Mutual Insurance Company.....	....N.....	.....
0140	Nationwide.....	10948...	31-1613686..	...4287966	.....	.....	Nationwide Insurance Company of Florida.....	OH.....	IA.....	Nationwide Mutual Insurance Company.....	ownership.....	...100.000	Nationwide Mutual Insurance Company.....	....N.....	.....
0140	Nationwide.....	.....	41-2206199..	...4286950	.....	.....	Nationwide Investment Advisors, LLC.....	OH.....	NIA.....	Nationwide Life Insurance Company.....	ownership.....	...100.000	Nationwide Mutual Insurance Company.....	....N.....	.....

SCHEDULE Y

PART 1A - DETAIL OF INSURANCE HOLDING COMPANY SYSTEM

52.4

1	2	3	4	5	6	7	8	9	10	11	12	13	14	15	16
Group Code	Group Name	NAIC Company Code	ID Number	Federal RSSD	CIK	Name of Securities Exchange if Publicly Traded (U.S. or International)	Names of Parent, Subsidiaries or Affiliates	Domiciliary Location	Relationship to Reporting Entity	Directly Controlled by (Name of Entity/Person)	Type of Control (Ownership Board, Management, Attorney-in-Fact, Influence, Other)	If Control is Ownership Provide Percentage	Ultimate Controlling Entity(ies)/Person(s)	Is an SCA Filing Required? (Y/N)	*
0140	Nationwide.....	.....	73-0988442..	...4286923	.....	.....	Nationwide Investment Services Corporation.....	OK.....	NIA.....	Nationwide Life Insurance Company.....	ownership.....	...100.000	Nationwide Mutual Insurance Company.....	....Y.....	.....
0140	Nationwide.....	92657...	31-1000740..	...2995098	.....	.....	Nationwide Life and Annuity Insurance Company	OH.....	IA.....	Nationwide Life Insurance Company.....	ownership.....	...100.000	Nationwide Mutual Insurance Company.....	....N.....	.....
0140	Nationwide.....	66869...	31-4156830..	...2819288	.....	.....	Nationwide Life Insurance Company.....	OH.....	IA.....	Nationwide Financial Services, Inc.....	ownership.....	...100.000	Nationwide Mutual Insurance Company.....	....N.....	.....
0140	Nationwide.....	.....	13-4212969..	...4596127	.....	.....	Nationwide Life Tax Credit Partners 2002-A, LLC	OH.....	NIA.....	Nationwide Life Insurance Company.....	other.....	.....0.010	Nationwide Mutual Insurance Company.....	....N.....	1.....
0140	Nationwide.....	.....	01-0749754..	...4595960	.....	.....	Nationwide Life Tax Credit Partners 2002-B, LLC	OH.....	NIA.....	Nationwide Life Insurance Company.....	other.....	.....0.010	Nationwide Mutual Insurance Company.....	....N.....	1.....
0140	Nationwide.....	.....	54-2113175..	...4596127	.....	.....	Nationwide Life Tax Credit Partners 2003-A, LLC	OH.....	NIA.....	Nationwide Life Insurance Company.....	other.....	.....0.010	Nationwide Mutual Insurance Company.....	....N.....	1.....
0140	Nationwide.....	.....	58-2672725..	...4596163	.....	.....	Nationwide Life Tax Credit Partners 2003-B, LLC	OH.....	NIA.....	Nationwide Life Insurance Company.....	other.....	.....0.010	Nationwide Mutual Insurance Company.....	....N.....	1.....
0140	Nationwide.....	.....	20-0382144..	...4596707	.....	.....	Nationwide Life Tax Credit Partners 2004-A, LLC	OH.....	NIA.....	Nationwide Life Insurance Company.....	other.....	.....0.010	Nationwide Mutual Insurance Company.....	....N.....	1.....
0140	Nationwide.....	.....	20-0745944..	...4596211	.....	.....	Nationwide Life Tax Credit Partners 2004-B, LLC	OH.....	NIA.....	Nationwide Life Insurance Company.....	other.....	.....0.010	Nationwide Mutual Insurance Company.....	....N.....	1.....
0140	Nationwide.....	.....	20-0745965..	...4596239	.....	.....	Nationwide Life Tax Credit Partners 2004-C, LLC	OH.....	NIA.....	Nationwide Life Insurance Company.....	other.....	.....0.010	Nationwide Mutual Insurance Company.....	....N.....	1.....
0140	Nationwide.....	.....	20-1128408..	...4596332	.....	.....	Nationwide Life Tax Credit Partners 2004-D, LLC	OH.....	NIA.....	Nationwide Life Insurance Company.....	other.....	.....0.010	Nationwide Mutual Insurance Company.....	....N.....	1.....
0140	Nationwide.....	.....	20-1128472..	...4596350	.....	.....	Nationwide Life Tax Credit Partners 2004-E, LLC	OH.....	NIA.....	Nationwide Life Insurance Company.....	other.....	.....0.010	Nationwide Mutual Insurance Company.....	....N.....	1.....
0140	Nationwide.....	.....	20-1918935..	...3318117	.....	.....	Nationwide Life Tax Credit Partners 2004-F, LLC	OH.....	NIA.....	Nationwide Life Insurance Company.....	other.....	.....0.010	Nationwide Mutual Insurance Company.....	....N.....	1.....
0140	Nationwide.....	.....	20-2303694..	...4596369	.....	.....	Nationwide Life Tax Credit Partners 2005-A, LLC	OH.....	NIA.....	Nationwide Life Insurance Company.....	other.....	.....0.010	Nationwide Mutual Insurance Company.....	....N.....	1.....
0140	Nationwide.....	.....	20-2303602..	...4596378	.....	.....	Nationwide Life Tax Credit Partners 2005-B, LLC	OH.....	NIA.....	Nationwide Life Insurance Company.....	other.....	.....0.010	Nationwide Mutual Insurance Company.....	....N.....	1.....
0140	Nationwide.....	.....	20-2450960..	...4596387	.....	.....	Nationwide Life Tax Credit Partners 2005-C, LLC	OH.....	NIA.....	Nationwide Life Insurance Company.....	other.....	.....0.010	Nationwide Mutual Insurance Company.....	....N.....	1.....
0140	Nationwide.....	.....	20-2451052..	...4596396	.....	.....	Nationwide Life Tax Credit Partners 2005-D, LLC	OH.....	NIA.....	Nationwide Life Insurance Company.....	other.....	.....0.010	Nationwide Mutual Insurance Company.....	....N.....	1.....
0140	Nationwide.....	.....	20-2774223..	...4596408	.....	.....	Nationwide Life Tax Credit Partners 2005-E, LLC	OH.....	NIA.....	Nationwide Life Insurance Company.....	other.....	.....0.010	Nationwide Mutual Insurance Company.....	....N.....	1.....
0140	Nationwide.....	.....	21-1288836..	...4596426	.....	.....	Nationwide Life Tax Credit Partners 2007-A, LLC	OH.....	NIA.....	Nationwide Life Insurance Company.....	other.....	.....0.010	Nationwide Mutual Insurance Company.....	....N.....	1.....
0140	Nationwide.....	.....	26-3427373..	...4596435	.....	.....	Nationwide Life Tax Credit Partners 2009-A, LLC	OH.....	NIA.....	Nationwide Life Insurance Company.....	other.....	.....0.010	Nationwide Mutual Insurance Company.....	....N.....	1.....



SCHEDULE Y

PART 1A - DETAIL OF INSURANCE HOLDING COMPANY SYSTEM

52.5

1	2	3	4	5	6	7	8	9	10	11	12	13	14	15	16
Group Code	Group Name	NAIC Company Code	ID Number	Federal RSSD	CIK	Name of Securities Exchange if Publicly Traded (U.S. or International)	Names of Parent, Subsidiaries or Affiliates	Domiciliary Location	Relationship to Reporting Entity	Directly Controlled by (Name of Entity/Person)	Type of Control (Ownership Board, Management, Attorney-in-Fact, Influence, Other)	If Control is Ownership Provide Percentage	Ultimate Controlling Entity(ies)/Person(s)	Is an SCA Filing Required? (Y/N)	*
0140	Nationwide.....		26-3427435..	...4596444			Nationwide Life Tax Credit Partners 2009-B, LLC	OH.....	NIA.....	Nationwide Life Insurance Company.....	other.....	.....0.010	Nationwide Mutual Insurance Company.....	....N.....	1.....
0140	Nationwide.....		26-3427479..	...4596499			Nationwide Life Tax Credit Partners 2009-C, LLC	OH.....	NIA.....	Nationwide Life Insurance Company.....	other.....	.....0.010	Nationwide Mutual Insurance Company.....	....N.....	1.....
0140	Nationwide.....		26-3427525..	...4596510			Nationwide Life Tax Credit Partners 2009-D, LLC	OH.....	NIA.....	Nationwide Life Insurance Company.....	other.....	.....0.010	Nationwide Mutual Insurance Company.....	....N.....	1.....
0140	Nationwide.....		26-4737055..	...4596529			Nationwide Life Tax Credit Partners 2009-E, LLC	OH.....	NIA.....	Nationwide Life Insurance Company.....	ownership.....	...100.000	Nationwide Mutual Insurance Company.....	....N.....	
0140	Nationwide.....		26-4737157..	...4596547			Nationwide Life Tax Credit Partners 2009-F, LLC	OH.....	NIA.....	Nationwide Life Insurance Company.....	ownership.....	...100.000	Nationwide Mutual Insurance Company.....	....N.....	
0140	Nationwide.....		27-1362364..	...4596622			Nationwide Life Tax Credit Partners 2009-I, LLC	OH.....	NIA.....	Nationwide Life Insurance Company.....	other.....	.....0.010	Nationwide Mutual Insurance Company.....	....N.....	1.....
0140	Nationwide.....		45-0469525..	...3779811			Nationwide Life Tax Credit Partners No. 1, LLC	OH.....	NIA.....	Nationwide Life Insurance Company.....	other.....	.....0.010	Nationwide Mutual Insurance Company.....	....N.....	1.....
0140	Nationwide.....	42110..	75-1780981..	...4287984			Nationwide Lloyds.....	TX.....	IA.....	n/a.....	contract.....		Nationwide Mutual Insurance Company.....	....N.....	2.....
0140	Nationwide.....		42-1373380..	...4287210			Nationwide Member Solutions Agency Inc.....	IA.....	NIA.....	ALLIED Group, Inc.....	ownership.....	...100.000	Nationwide Mutual Insurance Company.....	....N.....	
0140	Nationwide.....	31-41771..	75-3191025..	...4597094			Nationwide Mutual Capital I, LLC.....	DE.....	NIA.....	Nationwide Mutual Capital, LLC.....	ownership.....	...100.000	Nationwide Mutual Insurance Company.....	....N.....	
0140	Nationwide.....	31-41771..	75-3191025..	...4595269			Nationwide Mutual Capital, LLC.....	OH.....	NIA.....	Nationwide Mutual Insurance Company.....	ownership.....	...100.000	Nationwide Mutual Insurance Company.....	....N.....	
0140	Nationwide.....	23779..	82-0549218..	...3828090			Nationwide Mutual Fire Insurance Company.....	OH.....	OTH.....	Other non-Nationwide.....	n/a.....		Other non-Nationwide.....	....N.....	2.....
0140	Nationwide.....	23787..	31-4177100..	...3828072			Nationwide Mutual Insurance Company.....	OH.....	UDP.....	Other non-Nationwide.....	n/a.....		Other non-Nationwide.....	....N.....	2.....
0140	Nationwide.....		34-2012765..	...4288084			Nationwide Private Equity Fund, LLC.....	OH.....	NIA.....	Nationwide Mutual Insurance Company.....	ownership.....	...100.000	Nationwide Mutual Insurance Company.....	....N.....	
0140	Nationwide.....	37877..	31-0970750..	...4287993			Nationwide Property and Casualty Insurance Company	OH.....	IA.....	Nationwide Mutual Insurance Company.....	ownership.....	...100.000	Nationwide Mutual Insurance Company.....	....N.....	
0140	Nationwide.....		31-1486309..	...4288105			Nationwide Realty Investors, Ltd.....	OH.....	NIA.....	Nationwide Mutual Insurance Company.....	ownership.....	...97.000	Nationwide Mutual Insurance Company.....	....N.....	1.....
0140	Nationwide.....		31-1486309..	...4288105			Nationwide Realty Investors, Ltd.....	OH.....	NIA.....	Nationwide Indemnity Company.....	ownership.....	...3.000	Nationwide Mutual Insurance Company.....	....N.....	1.....
0140	Nationwide.....		31-1486309..	...4590264			Nationwide Realty Management, LLC.....	OH.....	NIA.....	Nationwide Realty Investors, Ltd.....	ownership.....	...100.000	Nationwide Mutual Insurance Company.....	....N.....	
0140	Nationwide.....		n/a.....	...4288066			Nationwide Realty Services, Ltd.....	OH.....	NIA.....	Nationwide Mutual Insurance Company.....	ownership.....	...100.000	Nationwide Mutual Insurance Company.....	....N.....	
0140	Nationwide.....		73-0948330..	...4287096			Nationwide Retirement Solutions, Inc.....	DE.....	NIA.....	NFS Distributors, Inc.....	ownership.....	...100.000	Nationwide Mutual Insurance Company.....	....N.....	
0140	Nationwide.....		36-2434406..	...4287078			Nationwide Securities, LLC.....	OH.....	NIA.....	NFS Distributors, Inc.....	ownership.....	...100.000	Nationwide Mutual Insurance Company.....	....N.....	
0140	Nationwide.....		31-4177100..	...4288093			Nationwide Services Company, LLC.....	OH.....	NIA.....	Nationwide Mutual Insurance Company.....	ownership.....	...100.000	Nationwide Mutual Insurance Company.....	....N.....	
0140	Nationwide.....		27-0743545..	...4564041			Nationwide Tax Credit Partners 2009-G, LLC...	OH.....	NIA.....	Nationwide Mutual Insurance Company.....	other.....	.....0.010	Nationwide Mutual Insurance Company.....	....N.....	1.....
0140	Nationwide.....		27-0768791..	...4596891			Nationwide Tax Credit Partners 2009-H, LLC...	OH.....	NIA.....	Nationwide Mutual Insurance Company.....	ownership.....	...100.000	Nationwide Mutual Insurance Company.....	....N.....	
0140	Nationwide.....		46-1952215..	...4596556			Nationwide Tax Credit Partners 2013-A, LLC...	OH.....	NIA.....	Nationwide Life Insurance Company.....	other.....	.....0.010	Nationwide Mutual Insurance Company.....	....N.....	1.....
0140	Nationwide.....		46-1971926..	...4596592			Nationwide Tax Credit Partners 2013-B, LLC...	OH.....	NIA.....	Nationwide Life Insurance Company.....	other.....	.....0.010	Nationwide Mutual Insurance Company.....	....N.....	1.....
0140	Nationwide.....		20-5976272..	...4595410			Nationwide Ventures, LLC.....	OH.....	NIA.....	Nationwide Mutual Insurance Company.....	ownership.....	...100.000	Nationwide Mutual Insurance Company.....	....N.....	
0140	Nationwide.....		11-3651828..	...4588168			ND La Quinta Partners, LLC.....	DE.....	NIA.....	Nationwide Realty Investors, Ltd.....	ownership.....	...95.000	Nationwide Mutual Insurance Company.....	....N.....	1.....

SCHEDULE Y

PART 1A - DETAIL OF INSURANCE HOLDING COMPANY SYSTEM

52.6

1	2	3	4	5	6	7	8	9	10	11	12	13	14	15	16
Group Code	Group Name	NAIC Company Code	ID Number	Federal RSSD	CIK	Name of Securities Exchange if Publicly Traded (U.S. or International)	Names of Parent, Subsidiaries or Affiliates	Domiciliary Location	Relationship to Reporting Entity	Directly Controlled by (Name of Entity/Person)	Type of Control (Ownership Board, Management, Attorney-in-Fact, Influence, Other)	If Control is Ownership Provide Percentage	Ultimate Controlling Entity(ies)/Person(s)	Is an SCA Filing Required? (Y/N)	*
0140	Nationwide.....	.....	20-0585594..	..4286866	.....	.....	Newhouse Capital Partners II, LLC.....	DE.....	NIA.....	Nationwide Global Ventures, Inc.....	ownership.....	.....99.000	Nationwide Mutual Insurance Company.....	.....N.....	1.....
0140	Nationwide.....	.....	13-4110716..	..4286679	.....	.....	Newhouse Capital Partners, LLC.....	DE.....	NIA.....	NWD Investment Management, Inc.....	ownership.....	.....19.000	Nationwide Mutual Insurance Company.....	.....N.....	1.....
0140	Nationwide.....	.....	13-4110716..	..4286679	.....	.....	Newhouse Capital Partners, LLC.....	DE.....	NIA.....	Nationwide Mutual Insurance Company.....	ownership.....	.....70.000	Nationwide Mutual Insurance Company.....	.....N.....	1.....
0140	Nationwide.....	.....	13-4110716..	..4286679	.....	.....	Newhouse Capital Partners, LLC.....	DE.....	NIA.....	Nationwide Mutual Fire Insurance Company...	ownership.....	.....10.000	Nationwide Mutual Insurance Company.....	.....N.....	1.....
0140	Nationwide.....	.....	31-1630871..	..4287032	.....	.....	NFS Distributors, Inc.....	DE.....	NIA.....	Nationwide Financial Services, Inc. ....	ownership.....	.....100.000	Nationwide Mutual Insurance Company.....	.....N.....	.....
0140	Nationwide.....	.....	14-1892640..	..4596677	.....	.....	NHT XII Tax Credit Fund, LLC.....	DC.....	NIA.....	Nationwide Life Insurance Company.....	ownership.....	.....49.990	Nationwide Mutual Insurance Company.....	.....N.....	1.....
0140	Nationwide.....	.....	14-1892640..	..4596677	.....	.....	NHT XII Tax Credit Fund, LLC.....	DC.....	NIA.....	Nationwide Assurance Company .....	ownership.....	.....25.000	Nationwide Mutual Insurance Company.....	.....N.....	1.....
0140	Nationwide.....	.....	14-1892640..	..4596677	.....	.....	NHT XII Tax Credit Fund, LLC.....	DC.....	NIA.....	Nationwide Mutual Insurance Company.....	ownership.....	.....25.000	Nationwide Mutual Insurance Company.....	.....N.....	1.....
0140	Nationwide.....	.....	46-3762545..	..4750442	.....	.....	NNOV8, LLC.....	OH.....	NIA.....	Nationwide Mutual Insurance Company.....	ownership.....	.....100.000	Nationwide Mutual Insurance Company.....	.....N.....	.....
0140	Nationwide.....	.....	20-4939866..	..4590817	.....	.....	North of Third, LLC.....	OH.....	NIA.....	NRI Equity Land Investments, LLC.....	ownership.....	.....100.000	Nationwide Mutual Insurance Company.....	.....N.....	.....
0140	Nationwide.....	.....	26-4083207..	..4590385	.....	.....	Northstar Commercial Development, LLC.....	OH.....	NIA.....	Nationwide Realty Investors, Ltd.....	ownership.....	.....50.000	Nationwide Mutual Insurance Company.....	.....N.....	1.....
.....	.....	.....	61-1753500..	n/a.....	.....	.....	Northstar Master Property Owners Association, Inc.	OH.....	OTH.....	Other non-Nationwide.....	n/a.....	.....	Other non-Nationwide.....	.....N.....	2.....
0140	Nationwide.....	.....	26-4083354..	..4594909	.....	.....	Northstar Residential Development, LLC.....	OH.....	NIA.....	Nationwide Realty Investors, Ltd.....	ownership.....	.....50.000	Nationwide Mutual Insurance Company.....	.....N.....	1.....
0140	Nationwide.....	.....	31-1486309..	..4594794	.....	.....	NRI Arena, LLC.....	OH.....	NIA.....	Nationwide Realty Investors, Ltd.....	ownership.....	.....100.000	Nationwide Mutual Insurance Company.....	.....N.....	.....
0140	Nationwide.....	.....	31-1486309..	..4594815	.....	.....	NRI Brooksedge, LLC.....	OH.....	NIA.....	Nationwide Realty Investors, Ltd.....	ownership.....	.....100.000	Nationwide Mutual Insurance Company.....	.....N.....	.....
0140	Nationwide.....	.....	31-1486309..	..4595027	.....	.....	NRI Builders, LLC.....	OH.....	NIA.....	Nationwide Realty Investors, Ltd.....	ownership.....	.....100.000	Nationwide Mutual Insurance Company.....	.....N.....	.....
0140	Nationwide.....	.....	31-1486309..	..4590246	.....	.....	NRI Communities/Harris Blvd., LLC.....	OH.....	NIA.....	Nationwide Realty Investors, Ltd.....	ownership.....	.....100.000	Nationwide Mutual Insurance Company.....	.....N.....	.....
0140	Nationwide.....	.....	31-1486309..	..4590282	.....	.....	NRI Cramer Creek, LLC.....	OH.....	NIA.....	Nationwide Realty Investors, Ltd.....	ownership.....	.....100.000	Nationwide Mutual Insurance Company.....	.....N.....	.....
0140	Nationwide.....	.....	20-4939866..	..4590460	.....	.....	NRI Equity Land Investments, LLC.....	OH.....	NIA.....	Nationwide Realty Investors, Ltd.....	ownership.....	.....80.000	Nationwide Mutual Insurance Company.....	.....N.....	1.....
0140	Nationwide.....	.....	26-0212217..	..4590394	.....	.....	NRI Equity Tampa, LLC.....	OH.....	NIA.....	Nationwide Realty Investors, Ltd.....	ownership.....	.....100.000	Nationwide Mutual Insurance Company.....	.....N.....	.....
0140	Nationwide.....	.....	31-1486309..	..4590376	.....	.....	NRI Maxtown, LLC.....	OH.....	NIA.....	Nationwide Realty Investors, Ltd.....	ownership.....	.....100.000	Nationwide Mutual Insurance Company.....	.....N.....	.....
0140	Nationwide.....	.....	31-1486309..	..4590406	.....	.....	NRI Office Ventures, Ltd.....	OH.....	NIA.....	Nationwide Realty Investors, Ltd.....	ownership.....	.....100.000	Nationwide Mutual Insurance Company.....	.....N.....	.....
0140	Nationwide.....	.....	31-1580283..	..4596912	.....	.....	NRI Telecom, LLC.....	OH.....	NIA.....	NWD Investments, LLC.....	ownership.....	.....100.000	Nationwide Mutual Insurance Company.....	.....N.....	.....
0140	Nationwide.....	.....	31-1486309..	..4590349	.....	.....	NRI-Rivulon, LLC.....	OH.....	NIA.....	Nationwide Realty Investors, Ltd.....	ownership.....	.....100.000	Nationwide Mutual Insurance Company.....	.....N.....	.....
0140	Nationwide.....	.....	26-4083354..	..4869456	.....	.....	NS Developers, LLC.....	OH.....	NIA.....	Northstar Residential Development, LLC.....	ownership.....	.....100.000	Nationwide Mutual Insurance Company.....	.....N.....	.....
0140	Nationwide.....	.....	45-3123274..	..4595438	.....	.....	NTCIF-2011 Georgia State Investor, LLC.....	OH.....	NIA.....	Nationwide Property and Casualty Company...	ownership.....	.....100.000	Nationwide Mutual Insurance Company.....	.....N.....	.....
0140	Nationwide.....	.....	90-0729552..	..4596695	.....	.....	NTCIF-2011, LLC.....	OH.....	NIA.....	Nationwide Mutual Insurance Company.....	ownership.....	.....50.000	Nationwide Mutual Insurance Company.....	.....N.....	1.....
0140	Nationwide.....	.....	90-0729552..	..4596695	.....	.....	NTCIF-2011, LLC.....	OH.....	NIA.....	Nationwide Mutual Fire Insurance Company...	ownership.....	.....50.000	Nationwide Mutual Insurance Company.....	.....N.....	1.....
0140	Nationwide.....	.....	27-4700627..	..4596716	.....	.....	NTCP 2011-A, LLC.....	OH.....	OTH.....	Nationwide Life Insurance Company.....	other.....	.....0.010	Nationwide Mutual Insurance Company.....	.....N.....	2.....
0140	Nationwide.....	.....	46-0741029..	..4464703	.....	.....	NTCP 2012-A, LLC.....	OH.....	OTH.....	Nationwide Life Insurance Company.....	other.....	.....0.010	Nationwide Mutual Insurance Company.....	.....N.....	2.....
0140	Nationwide.....	.....	46-3309896..	..4586164	.....	.....	NTCP 2013-C, LLC.....	OH.....	OTH.....	Nationwide Life Insurance Company.....	other.....	.....0.010	Nationwide Mutual Insurance Company.....	.....N.....	2.....
0140	Nationwide.....	.....	46-4111078..	..4596743	.....	.....	NTCP 2014-A, LLC.....	OH.....	OTH.....	Nationwide Life Insurance Company.....	other.....	.....0.010	Nationwide Mutual Insurance Company.....	.....N.....	2.....
0140	Nationwide.....	.....	47-1404116..	..4802734	.....	.....	NTCP 2014-B, LLC.....	OH.....	OTH.....	Nationwide Life Insurance Company.....	other.....	.....0.010	Nationwide Mutual Insurance Company.....	.....N.....	2.....
0140	Nationwide.....	.....	47-1413242..	..4809948	.....	.....	NTCP 2014-C, LLC.....	OH.....	OTH.....	Nationwide Life Insurance Company.....	other.....	.....0.010	Nationwide Mutual Insurance Company.....	.....N.....	2.....
0140	Nationwide.....	.....	47-3909345..	..4869483	.....	.....	NTCP 2015-A, LLC.....	OH.....	OTH.....	Nationwide Life Insurance Company.....	other.....	.....0.010	Nationwide Mutual Insurance Company.....	.....N.....	2.....

SCHEDULE Y

PART 1A - DETAIL OF INSURANCE HOLDING COMPANY SYSTEM

52.7

1	2	3	4	5	6	7	8	9	10	11	12	13	14	15	16
Group Code	Group Name	NAIC Company Code	ID Number	Federal RSSD	CIK	Name of Securities Exchange if Publicly Traded (U.S. or International)	Names of Parent, Subsidiaries or Affiliates	Domiciliary Location	Relationship to Reporting Entity	Directly Controlled by (Name of Entity/Person)	Type of Control (Ownership Board, Management, Attorney-in-Fact, Influence, Other)	If Control is Ownership Provide Percentage	Ultimate Controlling Entity(ies)/Person(s)	Is an SCA Filing Required? (Y/N)	*
0140	Nationwide.....		47-4148470..	...4890807			NTCP 2015-B, LLC.....	OH.....	OTH.....	Nationwide Life Insurance Company.....	other.....	.....0.010	Nationwide Mutual Insurance Company.....	....N.....	2.....
0140	Nationwide.....		81-3836925..	...5048678			NTCP 2016-A, LLC.....	OH.....	NIA.....	Nationwide Life Insurance Company.....	ownership.....	...100.000	Nationwide Mutual Insurance Company.....	....N.....	
0140	Nationwide.....		82--2015065..	...5167122			NTCP 2017-A, LLC.....	OH.....	NIA.....	Nationwide Life Insurance Company.....	ownership.....	...100.000	Nationwide Mutual Insurance Company.....	....N.....	
0140	Nationwide.....		81-0936428..	...4966663			NW Private Debt, LLC.....	OH.....	NIA.....	Nationwide Mutual Insurance Company.....	ownership.....	...100.000	Nationwide Mutual Insurance Company.....	....N.....	
0140	Nationwide.....		26-1903919..	...5012295			NW REI, LLC.....	DE.....	NIA.....	Nationwide Mutual Insurance Company.....	ownership.....	...100.000	Nationwide Mutual Insurance Company.....	....N.....	
0140	Nationwide.....		81-2326191..	...5011609			NW-442 Ocean, LLC.....	OH.....	NIA.....	NW REI (NLIC), LLC.....	ownership.....	...100.000	Nationwide Mutual Insurance Company.....	....N.....	
0140	Nationwide.....		46-3654078..	...4593621			NW-Amesbury, LLC.....	OH.....	NIA.....	NW-REI, LLC.....	ownership.....	...100.000	Nationwide Mutual Insurance Company.....	....N.....	
0140	Nationwide.....		81-1263284..	...4960979			NW-Amesbury II, LLC.....	OH.....	NIA.....	Nationwide Mutual Insurance Company.....	ownership.....	...100.000	Nationwide Mutual Insurance Company.....	....N.....	
0140	Nationwide.....		81-1246932..	...4958855			NW-Baseline, LLC.....	OH.....	NIA.....	Nationwide Mutual Insurance Company.....	ownership.....	...100.000	Nationwide Mutual Insurance Company.....	....N.....	
0140	Nationwide.....		81-1869861..	...4984911			NW-Beech, LLC.....	OH.....	NIA.....	NW REI, (NMFC), LLC.....	ownership.....	...100.000	Nationwide Mutual Insurance Company.....	....N.....	
0140	Nationwide.....		47-4999493..	...4902223			NW-Bellevue, LLC.....	OH.....	NIA.....	NW REI, LLC.....	ownership.....	...100.000	Nationwide Mutual Insurance Company.....	....N.....	
0140	Nationwide.....		81-1211881..	...4962151			NW-Castle Rock, LLC.....	OH.....	NIA.....	Nationwide Mutual Insurance Company.....	ownership.....	...100.000	Nationwide Mutual Insurance Company.....	....N.....	
0140	Nationwide.....		46-3674167..	...4595090			NW-Cedar Springs, LLC.....	OH.....	NIA.....	NW REI, LLC.....	ownership.....	...100.000	Nationwide Mutual Insurance Company.....	....N.....	
0140	Nationwide.....		82-2957977..	...5167131			NW-Civita, LLC.....	OH.....	NIA.....	Nationwide Life Insurance Company.....	ownership.....	...100.000	Nationwide Mutual Insurance Company.....	....N.....	
0140	Nationwide.....		82-2958440..	...5167140			NW-Civita NLAIC, LLC.....	OH.....	NIA.....	Nationwide Life and Annuity Insurance Company	ownership.....	...100.000	Nationwide Mutual Insurance Company.....	....N.....	
0140	Nationwide.....		81-1285433..	...4961024			NW-College Park, LLC.....	OH.....	NIA.....	Nationwide Mutual Insurance Company.....	ownership.....	...100.000	Nationwide Mutual Insurance Company.....	....N.....	
0140	Nationwide.....		31-1580283..	...4591038			NWD 205 Vine, LLC.....	OH.....	NIA.....	NWD Investments, LLC.....	ownership.....	...100.000	Nationwide Mutual Insurance Company.....	....N.....	
0140	Nationwide.....		31-1580283..	...4591261			NWD 225 Nationwide, LLC.....	OH.....	NIA.....	NWD Investments, LLC.....	ownership.....	...100.000	Nationwide Mutual Insurance Company.....	....N.....	
0140	Nationwide.....		31-1580283..	...4591056			NWD 230 West, LLC.....	OH.....	NIA.....	NWD Investments, LLC.....	ownership.....	...100.000	Nationwide Mutual Insurance Company.....	....N.....	
0140	Nationwide.....		31-1580283..	...4590545			NWD 240 Nationwide, LLC.....	OH.....	NIA.....	NWD Investments, LLC.....	ownership.....	...100.000	Nationwide Mutual Insurance Company.....	....N.....	
0140	Nationwide.....		31-1580283..	...4590273			NWD 250 Brodbelt, LLC.....	OH.....	NIA.....	NWD Investments, LLC.....	ownership.....	...100.000	Nationwide Mutual Insurance Company.....	....N.....	
0140	Nationwide.....		31-1580283..	...4981134			NWD 250 West, LLC.....	OH.....	NIA.....	NWD Investments, LLC.....	ownership.....	...100.000	Nationwide Mutual Insurance Company.....	....N.....	
0140	Nationwide.....		31-1580283..	...4590554			NWD 265 Neil, LLC.....	OH.....	NIA.....	NWD Investments, LLC.....	ownership.....	...100.000	Nationwide Mutual Insurance Company.....	....N.....	
0140	Nationwide.....		31-1580283..	...4590518			NWD 275 Marconi, LLC.....	OH.....	NIA.....	NWD Investments, LLC.....	ownership.....	...100.000	Nationwide Mutual Insurance Company.....	....N.....	
0140	Nationwide.....		31-1580283..	...4590509			NWD 300 Neil, LLC.....	OH.....	NIA.....	NWD Investments, LLC.....	ownership.....	...100.000	Nationwide Mutual Insurance Company.....	....N.....	
0140	Nationwide.....		31-1580283..	...4590572			NWD 300 Spring, LLC.....	OH.....	NIA.....	NWD Investments, LLC.....	ownership.....	...100.000	Nationwide Mutual Insurance Company.....	....N.....	
0140	Nationwide.....		31-1580283..	...4590527			NWD 355 McConnell, LLC.....	OH.....	NIA.....	NWD Investments, LLC.....	ownership.....	...100.000	Nationwide Mutual Insurance Company.....	....N.....	
0140	Nationwide.....		31-1580283..	...4590581			NWD 425 Nationwide, LLC.....	OH.....	NIA.....	NWD Investments, LLC.....	ownership.....	...100.000	Nationwide Mutual Insurance Company.....	....N.....	
0140	Nationwide.....		31-1580283..	...4590536			NWD 500 Nationwide, LLC.....	OH.....	NIA.....	NWD Investments, LLC.....	ownership.....	...100.000	Nationwide Mutual Insurance Company.....	....N.....	
0140	Nationwide.....		31-1580283..	...4591298			NWD Arena Crossing, LLC.....	OH.....	NIA.....	NWD Investments, LLC.....	ownership.....	...100.000	Nationwide Mutual Insurance Company.....	....N.....	
0140	Nationwide.....		31-1580283..	...4591083			NWD Arena District I, LLC.....	OH.....	NIA.....	NWD Investments, LLC.....	ownership.....	...100.000	Nationwide Mutual Insurance Company.....	....N.....	
0140	Nationwide.....		31-1580283..	...4591300			NWD Arena District II, LLC.....	OH.....	NIA.....	NWD Investments, LLC.....	ownership.....	...100.000	Nationwide Mutual Insurance Company.....	....N.....	
0140	Nationwide.....		31-1580283..	...4591113			NWD Arena District MM, LLC.....	OH.....	NIA.....	NWD Investments, LLC.....	ownership.....	...100.000	Nationwide Mutual Insurance Company.....	....N.....	
0140	Nationwide.....		31-1580283..	...4591319			NWD Arena District PW, LLC.....	OH.....	NIA.....	NWD Investments, LLC.....	ownership.....	...100.000	Nationwide Mutual Insurance Company.....	....N.....	
0140	Nationwide.....		31-1580283..	...4591131			NWD Arena District V, LLC.....	OH.....	NIA.....	NWD Investments, LLC.....	ownership.....	...100.000	Nationwide Mutual Insurance Company.....	....N.....	

SCHEDULE Y

PART 1A - DETAIL OF INSURANCE HOLDING COMPANY SYSTEM

52.8

1	2	3	4	5	6	7	8	9	10	11	12	13	14	15	16
Group Code	Group Name	NAIC Company Code	ID Number	Federal RSSD	CIK	Name of Securities Exchange if Publicly Traded (U.S. or International)	Names of Parent, Subsidiaries or Affiliates	Domiciliary Location	Relationship to Reporting Entity	Directly Controlled by (Name of Entity/Person)	Type of Control (Ownership Board, Management, Attorney-in-Fact, Influence, Other)	If Control is Ownership Provide Percentage	Ultimate Controlling Entity(ies)/Person(s)	Is an SCA Filing Required? (Y/N)	*
0140	Nationwide.....		04-3679396..	...4286848	.....	.....	NWD Asset Management Holdings, Inc.....	DE.....	NIA.....	NWD Investment Management, Inc.....	ownership.....	...100.000	Nationwide Mutual Insurance Company.....	....N.....	.....
0140	Nationwide.....		31-1580283..	...4591328	.....	.....	NWD Athletic Club, LLC.....	OH.....	NIA.....	NWD Investments, LLC.....	ownership.....	...100.000	Nationwide Mutual Insurance Company.....	....N.....	.....
0140	Nationwide.....		30-0876022..	...4810010	.....	.....	NWD Franklinton, LLC.....	DE.....	NIA.....	Nationwide Realty Investors, Ltd.....	ownership.....	....80.000	Nationwide Mutual Insurance Company.....	....N.....	1.....
0140	Nationwide.....		31-1636299..	...4286594	.....	.....	NWD Investment Management, Inc.....	DE.....	NIA.....	Nationwide Corporation.....	ownership.....	...100.000	Nationwide Mutual Insurance Company.....	....N.....	.....
0140	Nationwide.....		31-1580283..	...4587965	.....	.....	NWD Investments, LLC.....	OH.....	NIA.....	Nationwide Realty Investors, Ltd.....	ownership.....	....80.000	Nationwide Mutual Insurance Company.....	....N.....	1.....
0140	Nationwide.....		47-4036460..	...4869492	.....	.....	NW-Deerfield, LLC.....	OH.....	NIA.....	Nationwide Mutual Insurance Company.....	ownership.....	....74.030	Nationwide Mutual Insurance Company.....	....N.....	1.....
0140	Nationwide.....		47-4036460..	...4869492	.....	.....	NW-Deerfield, LLC.....	OH.....	NIA.....	Nationwide Life and Annuity Insurance Company	ownership.....	....25.970	Nationwide Mutual Insurance Company.....	....N.....	1.....
0140	Nationwide.....		81-2327221..	...5013443	.....	.....	NW-Deerfield II, LLC.....	OH.....	NIA.....	NW REI, LLC.....	ownership.....	...100.000	Nationwide Mutual Insurance Company.....	....N.....	.....
0140	Nationwide.....		81-4401901..	...5082010	.....	.....	NW-Grapevine Bluffs, LLC.....	OH.....	NIA.....	Nationwide Mutual Insurance Company.....	ownership.....	...100.000	Nationwide Mutual Insurance Company.....	....N.....	.....
0140	Nationwide.....		46-4330384..	...4750443	.....	.....	NW-Hudnall, LLC.....	OH.....	NIA.....	NW REI, LLC.....	ownership.....	...100.000	Nationwide Mutual Insurance Company.....	....N.....	.....
0140	Nationwide.....		82-1881115..	...5143078	.....	.....	NW-Ironhorse, LLC.....	OH.....	NIA.....	Nationwide Mutual Insurance Company.....	ownership.....	...100.000	Nationwide Mutual Insurance Company.....	....N.....	.....
0140	Nationwide.....		47-2482818..	...4810122	.....	.....	NW-Jasper WAG, LLC.....	OH.....	NIA.....	NW REI, LLC.....	ownership.....	...100.000	Nationwide Mutual Insurance Company.....	....N.....	.....
0140	Nationwide.....		47-1497429..	...4809957	.....	.....	NW-Jefferson, LLC.....	OH.....	NIA.....	NW REI, LLC.....	ownership.....	...100.000	Nationwide Mutual Insurance Company.....	....N.....	.....
0140	Nationwide.....		81-1232565..	...4961042	.....	.....	NW-Lenexa, LLC.....	OH.....	NIA.....	NW REI (NLAIC), LLC.....	ownership.....	...100.000	Nationwide Mutual Insurance Company.....	....N.....	.....
0140	Nationwide.....		81-1671648..	...4981116	.....	.....	NW-Lenexa II, LLC.....	OH.....	NIA.....	NW REI (NLAIC), LLC.....	ownership.....	...100.000	Nationwide Mutual Insurance Company.....	....N.....	.....
0140	Nationwide.....		81-5146596..	...5092961	.....	.....	NW-Logan, LLC.....	OH.....	NIA.....	NW REI, LLC.....	ownership.....	...100.000	Nationwide Mutual Insurance Company.....	....N.....	.....
0140	Nationwide.....		81-5146266..	...5092989	.....	.....	NW-Millenia, LLC.....	OH.....	NIA.....	NW REI, LLC.....	ownership.....	...100.000	Nationwide Mutual Insurance Company.....	....N.....	.....
0140	Nationwide.....		46-2457568..	...4591467	.....	.....	NW-Montrose, LLC.....	OH.....	NIA.....	NW REI, LLC.....	ownership.....	...100.000	Nationwide Mutual Insurance Company.....	....N.....	.....
0140	Nationwide.....		46-3888719..	...4593603	.....	.....	NW-Park 288, LLC.....	OH.....	NIA.....	NW REI, LLC.....	ownership.....	...100.000	Nationwide Mutual Insurance Company.....	....N.....	.....
0140	Nationwide.....		47-1740812..	...4809966	.....	.....	NW-Peachtree, LLC.....	OH.....	NIA.....	NW REI, LLC.....	ownership.....	...100.000	Nationwide Mutual Insurance Company.....	....N.....	.....
0140	Nationwide.....		46-2469044..	...4591494	.....	.....	NW-Portales, LLC.....	OH.....	NIA.....	NW REI, LLC.....	ownership.....	...100.000	Nationwide Mutual Insurance Company.....	....N.....	.....
0140	Nationwide.....		47-2449044..	...4810113	.....	.....	NW-Promenade at Madison, LLC.....	OH.....	NIA.....	NW REI, LLC.....	ownership.....	...100.000	Nationwide Mutual Insurance Company.....	....N.....	.....
0140	Nationwide.....		81-1603024..	...4981086	.....	.....	NW REI (NLAIC), LLC.....	OH.....	NIA.....	Nationwide Life and Annuity Insurance Company	ownership.....	...100.000	Nationwide Mutual Insurance Company.....	....N.....	.....
0140	Nationwide.....		81-1619428..	...4981107	.....	.....	NW REI (NLIC), LLC.....	OH.....	NIA.....	Nationwide Life Insurance Company.....	ownership.....	...100.000	Nationwide Mutual Insurance Company.....	....N.....	.....
0140	Nationwide.....		81-1861190..	...4984902	.....	.....	NW REI (NMFIC), LLC.....	OH.....	NIA.....	Nationwide Mutual Fire Insurance Company...	ownership.....	...100.000	Nationwide Mutual Insurance Company.....	....N.....	.....
0140	Nationwide.....		46-1100378..	...4591524	.....	.....	NW-Triangle, LLC.....	OH.....	NIA.....	NW REI, LLC.....	ownership.....	...100.000	Nationwide Mutual Insurance Company.....	....N.....	.....
0140	Nationwide.....		46-5764783..	...4809939	.....	.....	NW-Tyson, LLC.....	OH.....	NIA.....	NW REI, LLC.....	ownership.....	...100.000	Nationwide Mutual Insurance Company.....	....N.....	.....
0140	Nationwide.....		31-0947092..	...4590479	.....	.....	OCH Company, LLC.....	OH.....	NIA.....	Nationwide Realty Investors, Ltd.....	ownership.....	...100.000	Nationwide Mutual Insurance Company.....	....N.....	.....
0140	Nationwide.....		31-0947092..	...4590442	.....	.....	Ohio Center Hotel Company Limited.....	OH.....	NIA.....	Nationwide Realty Investors, Ltd. ....	ownership.....	....55.250	Nationwide Mutual Insurance Company.....	....N.....	1.....
0140	Nationwide.....		31-0947092..	...4590442	.....	.....	Ohio Center Hotel Company Limited.....	OH.....	NIA.....	OCH Company, LLC.....	ownership.....	....1.000	Nationwide Mutual Insurance Company.....	....N.....	1.....
0140	Nationwide.....		26-0263012..	n/a.....	.....	.....	Old Track Street Owners Association, Inc.....	OH.....	OTH.....	Other non-Nationwide.....	n/a.....	.....	Other non-Nationwide.....	....N.....	2.....
0140	Nationwide.....	13999..	27-1712056..	...4286914	.....	.....	Olentangy Reinsurance, LLC.....	VT.....	IA.....	Nationwide Life and Annuity Insurance Company	ownership.....	...100.000	Nationwide Mutual Insurance Company.....	....N.....	.....
0140	Nationwide.....		47-1923444..	...4809975	.....	.....	On Your Side Nationwide Insurance Agency, Inc.	OH.....	NIA.....	Nationwide Mutual Insurance Company.....	ownership.....	...100.000	Nationwide Mutual Insurance Company.....	....N.....	.....

SCHEDULE Y

PART 1A - DETAIL OF INSURANCE HOLDING COMPANY SYSTEM

52.9

1	2	3	4	5	6	7	8	9	10	11	12	13	14	15	16
Group Code	Group Name	NAIC Company Code	ID Number	Federal RSSD	CIK	Name of Securities Exchange if Publicly Traded (U.S. or International)	Names of Parent, Subsidiaries or Affiliates	Domiciliary Location	Relationship to Reporting Entity	Directly Controlled by (Name of Entity/Person)	Type of Control (Ownership Board, Management, Attorney-in-Fact, Influence, Other)	If Control is Ownership Provide Percentage	Ultimate Controlling Entity(ies)/Person(s)	Is an SCA Filing Required? (Y/N)	*
0140	Nationwide.....	.....	n/a.....	...4596462	.....	.....	OYS Fund LLC.....	DE.....	NIA.....	Nationwide Mutual Insurance Company.....	ownership.....	...100.000	Nationwide Mutual Insurance Company.....	....N.....	.....
0140	Nationwide.....	.....	n/a.....	...4596480	.....	.....	Park 288 Industrial, LLC.....	TX.....	OTH.....	Nationwide Mutual Insurance Company.....	Investor member / no control	...95.000	other non-Nationwide.....	....N.....	2.....
.....	.....	.....	32-0516252..	n/a.....	.....	.....	Parks Edge Condominium Home Owners Association	OH.....	OTH.....	Other non-Nationwide.....	n/a.....	.....	Other non-Nationwide.....	....N.....	2.....
0140	Nationwide.....	.....	31-1486309..	...4590358	.....	.....	Perimeter A, Ltd.....	OH.....	NIA.....	Nationwide Realty Investors, Ltd.....	ownership.....	...100.000	Nationwide Mutual Insurance Company.....	....N.....	.....
0140	Nationwide.....	.....	20-1169305..	...4564032	.....	.....	Polyphony Fund LLC.....	DE.....	NIA.....	Nationwide Mutual Insurance Company.....	ownership.....	...100.000	Nationwide Mutual Insurance Company.....	....N.....	.....
0140	Nationwide.....	.....	39-1907217..	...4287201	.....	.....	Premier Agency, Inc.....	IA.....	NIA.....	ALLIED Group, Inc.....	ownership.....	...100.000	Nationwide Mutual Insurance Company.....	....N.....	.....
0140	Nationwide.....	.....	75-2938844..	...4287005	.....	.....	Registered Investment Advisors Services, Inc.....	TX.....	NIA.....	Nationwide Financial Services, Inc.....	ownership.....	...100.000	Nationwide Mutual Insurance Company.....	....N.....	.....
0140	Nationwide.....	.....	82-0549218..	...4288244	.....	.....	Retention Alternatives Ltd.....	BMU.....	IA.....	Nationwide Mutual Fire Insurance Company...	ownership.....	...100.000	Nationwide Mutual Insurance Company.....	....N.....	.....
0140	Nationwide.....	.....	20-2726014..	...4595278	.....	.....	Riverview Diversified Opportunities, LLC.....	DE.....	OTH.....	Nationwide Mutual Insurance Company.....	ownership.....	.....	Nationwide Mutual Insurance Company.....	....N.....	2.....
0140	Nationwide.....	.....	20-2726014..	...4595278	.....	.....	Riverview Diversified Opportunities, LLC.....	DE.....	OTH.....	Nationwide Mutual Fire Insurance Company...	ownership.....	.....	Nationwide Mutual Insurance Company.....	....N.....	2.....
0140	Nationwide.....	.....	20-2726014..	...4595278	.....	.....	Riverview Diversified Opportunities, LLC.....	DE.....	OTH.....	Nationwide Life Insurance Company.....	ownership.....	.....	Nationwide Mutual Insurance Company.....	....N.....	2.....
0140	Nationwide.....	.....	22-3655264..	...4286530	.....	.....	Riverview International Group, Inc.....	DE.....	NIA.....	NWD Investment Management, Inc.....	ownership.....	...100.000	Nationwide Mutual Insurance Company.....	....N.....	.....
0140	Nationwide.....	.....	26-0384865..	...4595287	.....	.....	Riverview Multi Series Fund, LL - Class Event..	DE.....	NIA.....	Nationwide Mutual Insurance Company.....	ownership.....	...100.000	Nationwide Mutual Insurance Company.....	....N.....	.....
0140	Nationwide.....	.....	20-8027258..	...4595335	.....	.....	Riverview Multi Series Fund, LL - Class N.....	DE.....	NIA.....	Nationwide Mutual Insurance Company.....	ownership.....	...100.000	Nationwide Mutual Insurance Company.....	....N.....	.....
0140	Nationwide.....	15580.....	31-1117969..	...4288002	.....	.....	Scottsdale Indemnity Company.....	OH.....	IA.....	Nationwide Mutual Insurance Company.....	ownership.....	...100.000	Nationwide Mutual Insurance Company.....	....N.....	.....
0140	Nationwide.....	41297.....	31-1024978..	...3091988	.....	.....	Scottsdale Insurance Company.....	OH.....	IA.....	Nationwide Mutual Insurance Company.....	ownership.....	...100.000	Nationwide Mutual Insurance Company.....	....N.....	.....
0140	Nationwide.....	10672.....	86-0835870..	...4287649	.....	.....	Scottsdale Surplus Lines Insurance Company...	AZ.....	IA.....	Scottsdale Insurance Company.....	ownership.....	...100.000	Nationwide Mutual Insurance Company.....	....N.....	.....
0140	Nationwide.....	.....	91-2158214..	n/a.....	.....	.....	The Hideaway Club.....	CA.....	OTH.....	Other non-Nationwide.....	n/a.....	.....	Other non-Nationwide.....	....N.....	2.....
0140	Nationwide.....	.....	86-1094799..	n/a.....	.....	.....	The Hideaway Owners Association.....	CA.....	OTH.....	Other non-Nationwide.....	n/a.....	.....	Other non-Nationwide.....	....N.....	2.....
0140	Nationwide.....	.....	20-3541511..	n/a.....	.....	.....	The Madison Club.....	CA.....	OTH.....	Other non-Nationwide.....	n/a.....	.....	Other non-Nationwide.....	....N.....	2.....
0140	Nationwide.....	.....	20-3541507..	n/a.....	.....	.....	The Madison Club Owners Association.....	CA.....	OTH.....	Other non-Nationwide.....	n/a.....	.....	Other non-Nationwide.....	....N.....	2.....
0140	Nationwide.....	.....	31-1610040..	...2989882	.....	.....	The Waterfront Partners, LLC.....	OH.....	NIA.....	Nationwide Realty Investors, Ltd.....	ownership.....	...50.000	Nationwide Mutual Insurance Company.....	....N.....	1.....
0140	Nationwide.....	.....	52-2031677..	...4287751	.....	.....	THI Holdings (Delaware), Inc.....	DE.....	NIA.....	Nationwide Mutual Insurance Company.....	ownership.....	...100.000	Nationwide Mutual Insurance Company.....	....Y.....	.....
0140	Nationwide.....	.....	74-2825853..	...4287863	.....	.....	Titan Auto Insurance of New Mexico, Inc.....	NM.....	IA.....	THI Holdings (Delaware), Inc.....	ownership.....	...100.000	Nationwide Mutual Insurance Company.....	....N.....	.....
0140	Nationwide.....	13242.....	74-2286759..	...4287797	.....	.....	Titan Indemnity Company.....	TX.....	IA.....	THI Holdings (Delaware), Inc.....	ownership.....	...100.000	Nationwide Mutual Insurance Company.....	....N.....	.....
0140	Nationwide.....	36269.....	86-0619597..	...4287845	.....	.....	Titan Insurance Company.....	MI.....	IA.....	Titan Indemnity Company.....	ownership.....	...100.000	Nationwide Mutual Insurance Company.....	....N.....	.....
0140	Nationwide.....	.....	75-1284530..	...4287890	.....	.....	Titan Insurance Services, Inc.....	TX.....	NIA.....	THI Holdings (Delaware), Inc.....	ownership.....	...100.000	Nationwide Mutual Insurance Company.....	....N.....	.....
0140	Nationwide.....	.....	81-1456923..	...4975937	.....	.....	US Regional Logistics Program, L.P.....	DE.....	NIA.....	Nationwide Mutual Insurance Company.....	ownership.....	...23.330	Nationwide Mutual Insurance Company.....	....N.....	1.....
0140	Nationwide.....	.....	81-1456923..	...4975937	.....	.....	US Regional Logistics Program, L.P.....	DE.....	NIA.....	Nationwide Life Insurance Company.....	ownership.....	...13.330	Nationwide Mutual Insurance Company.....	....N.....	1.....
0140	Nationwide.....	.....	81-1456923..	...4975937	.....	.....	US Regional Logistics Program, L.P.....	DE.....	NIA.....	Nationwide Life and Annuity Insurance Company	ownership.....	...6.660	Nationwide Mutual Insurance Company.....	....N.....	1.....
0140	Nationwide.....	.....	81-1456923..	...4975937	.....	.....	US Regional Logistics Program, L.P.....	DE.....	NIA.....	Nationwide Mutual Fire Insurance Company...	ownership.....	...6.660	Nationwide Mutual Insurance Company.....	....N.....	1.....

SCHEDULE Y

PART 1A - DETAIL OF INSURANCE HOLDING COMPANY SYSTEM

1	2	3	4	5	6	7	8	9	10	11	12	13	14	15	16
Group Code	Group Name	NAIC Company Code	ID Number	Federal RSSD	CIK	Name of Securities Exchange if Publicly Traded (U.S. or International)	Names of Parent, Subsidiaries or Affiliates	Domiciliary Location	Relationship to Reporting Entity	Directly Controlled by (Name of Entity/Person)	Type of Control (Ownership Board, Management, Attorney-in-Fact, Influence, Other)	If Control is Ownership Provide Percentage	Ultimate Controlling Entity(ies)/Person(s)	Is an SCA Filing Required? (Y/N)	*
0140	Nationwide.....	.....	33-0160222..	...4653196	.....	.....	V.P.I. Services, Inc.....	CA.....	NIA.....	Veterinary Pet Insurance Company.....	ownership.....	...100.000	Nationwide Mutual Insurance Company.....	.....N.....	.....
0140	Nationwide.....	42285...	95-3750113..	...4287685	.....	.....	Veterinary Pet Insurance Company.....	OH.....	IA.....	Scottsdale Insurance Company.....	ownership.....	...100.000	Nationwide Mutual Insurance Company.....	.....N.....	.....
0140	Nationwide.....	10644...	34-1785903..	...4287911	.....	.....	Victoria Automobile Insurance Company.....	OH.....	IA.....	Victoria Fire & Casualty Insurance Company...	ownership.....	...100.000	Nationwide Mutual Insurance Company.....	.....N.....	.....
0140	Nationwide.....	42889...	34-1394913..	...4287827	.....	.....	Victoria Fire & Casualty Company.....	OH.....	IA.....	THI Holdings (Delaware), Inc.....	ownership.....	...100.000	Nationwide Mutual Insurance Company.....	.....N.....	.....
0140	Nationwide.....	10778...	34-1842604..	...4287920	.....	.....	Victoria National Insurance Company.....	OH.....	IA.....	Nationwide Mutual Insurance Company.....	ownership.....	...100.000	Nationwide Mutual Insurance Company.....	.....N.....	.....
0140	Nationwide.....	10105...	34-1777972..	...4287939	.....	.....	Victoria Select Insurance Company.....	OH.....	IA.....	Victoria Fire & Casualty Insurance Company...	ownership.....	...100.000	Nationwide Mutual Insurance Company.....	.....N.....	.....
0140	Nationwide.....	10777...	34-1842602..	...4287948	.....	.....	Victoria Specialty Insurance Company.....	OH.....	IA.....	Victoria Fire & Casualty Insurance Company...	ownership.....	...100.000	Nationwide Mutual Insurance Company.....	.....N.....	.....
0140	Nationwide.....	.....	31-1486309..	...5080696	.....	.....	Wellington Park, LLC.....	OH.....	NIA.....	Nationwide Realty Investors, Ltd.....	ownership.....	...100.000	Nationwide Mutual Insurance Company.....	.....N.....	.....
0140	Nationwide.....	37150...	86-0561941..	...4287667	.....	.....	Western Heritage Insurance Company.....	AZ.....	IA.....	Scottsdale Insurance Company.....	ownership.....	...100.000	Nationwide Mutual Insurance Company.....	.....N.....	.....
0140	Nationwide.....	.....	n/a.....	...4613323	.....	.....	Zais Zephyr A4, LLC.....	DE.....	OTH.....	Nationwide Life Insurance Company.....	limited member / no control	.....60.000	other non-Nationwide.....	.....N.....	2.....

Aster Explanation

1	For the purposes of this schedule, Nationwide presumed control of these entities because they are owned by at least 10% and are not wholly-owned by a Nationwide entity.
2	Other ownership indicates a non-ownership circumstance by a Nationwide entity.

SCHEDULE Y

PART 2 - SUMMARY OF INSURER'S TRANSACTIONS WITH ANY AFFILIATES

1	2	3	4	5	6	7	8	9	10	11	12	13
NAIC Company Code	ID Number	Names of Insurers and Parent, Subsidiaries or Affiliates	Shareholder Dividends	Capital Contributions	Purchases, Sales or Exchanges of Loans, Securities, Real Estate, Mortgage Loans or Other Investments	Income/ (Disbursements) Incurred in Connection with Guarantees or Undertakings for the Benefit of any Affiliate(s)	Management Agreements and Service Contracts	Income/ (Disbursements) Incurred under Reinsurance Agreements	*	Any Other Material Activity Not in the Ordinary Course of the Insurer's Business	Totals	Reinsurance Recoverable/ (Payable) on Losses and/or Reserve Credit Taken/ (Liability)
Affiliated Transactions												
10127.....	27-0114983.....	ALLIED Insurance Company of America .....	.....	.....	.....	.....	.....	.....	.. *	.....	.....0	.....126,007,187
42579.....	42-1201931.....	ALLIED Property and Casualty Insurance Company .....	.....	.....	.....	.....	.....	.....	.. *	.....	.....0	.....1,253,802,936
19100.....	42-6054959.....	AMCO Insurance Company .....	.....	.....	.....	.....	.....	.....	.. *	.....	.....0	.....2,243,101,518
29262.....	74-1061659.....	Colonial County Mutual Insurance Company .....	.....	.....	.....	.....	.....	.....	.. *	.....	.....0	.....288,202,986
18961.....	68-0066866.....	Crestbrook Insurance Company .....	.....	.....	.....	.....	.....	.....	.. *	.....	.....0	.....451,582,785
42587.....	42-1207150.....	Depositors Insurance Company .....	.....	.....	.....	.....	.....	.....	.. *	.....	.....0	.....887,279,812
15821.....	47-4523959.....	Eagle Captive Reinsurance, LLC .....	.....(316,000,000)	.....	.....	.....	.....	.....513,209,380	.....	.....	.....197,209,380	.....(180,228,120)
13838.....	42-0618271.....	Farmland Mutual Insurance Company .....	.....	.....	.....	.....	.....	.....	.. *	.....	.....0	.....42,236,075
22209.....	75-6013587.....	Freedom Specialty Insurance Company .....	.....	.....	.....	.....	.....	.....	.....	.....	.....0	.....295,843,661
23582.....	41-0417250.....	Harleysville Insurance Company .....	.....	.....	.....	.....	.....	.....	.. *	.....	.....0	.....663,821,095
42900.....	16-1075588.....	Harleysville Insurance Company of New Jersey .....	.....(28,000,000)	.....	.....	.....	.....	.....	.. *	.....	.....(28,000,000)	.....258,342,710
10674.....	23-2864924.....	Harleysville Insurance Company of New York .....	.....	.....	.....	.....	.....	.....	.. *	.....	.....0	.....417,227,600
14516.....	38-3198542.....	Harleysville Lake States Insurance Company .....	.....(21,000,000)	.....	.....	.....	.....	.....	.. *	.....	.....(21,000,000)	.....120,733,363
35696.....	23-2384978.....	Harleysville Preferred Insurance Company .....	.....	.....	.....	.....	.....	.....	.. *	.....	.....0	.....508,017,998
26182.....	04-1989660.....	Harleysville Worcester Insurance Company .....	.....	.....	.....	.....	.....	.....	.. *	.....	.....0	.....810,703,894
11991.....	38-0865250.....	National Casualty Company .....	.....	.....	.....	.....	.....	.....	.....	.....	.....0	.....1,477,542,337
26093.....	48-0470690.....	Nationwide Affinity Insurance Company of America .....	.....	.....	.....	.....	.....	.....	.. *	.....	.....0	.....923,556,061
28223.....	42-1015537.....	Nationwide Agribusiness Insurance Company .....	.....	.....120,000,000	.....	.....	.....	.....	.. *	.....	.....120,000,000	.....1,870,314,784
.....	20-8670712.....	Nationwide Asset Management, LLC .....	.....(5,000,000)	.....	.....	.....	.....	.....	.....	.....	.....(5,000,000)	.....
10723.....	95-0639970.....	Nationwide Assurance Company .....	.....	.....	.....	.....	.....	.....	.. *	.....	.....0	.....19,072,505
.....	31-1486870.....	Nationwide Financial Services, Inc. ....	.....	.....50,325,000	.....	.....	.....	.....	.....	.....	.....50,325,000	.....
23760.....	31-4425763.....	Nationwide General Insurance Company .....	.....	.....	.....	.....	.....	.....	.. *	.....	.....0	.....1,043,959,232
10070.....	31-1399201.....	Nationwide Indemnity Company .....	.....	.....(50,000,000)	.....	.....	.....	.....	.....	.....	.....(50,000,000)	.....(358,555,253)
25453.....	95-2130882.....	Nationwide Insurance Company of America .....	.....	.....	.....	.....	.....	.....	.. *	.....	.....0	.....845,476,602
10948.....	31-1613686.....	Nationwide Insurance Company of Florida .....	.....(18,000,000)	.....	.....	.....	.....	.....	.. *	.....	.....(18,000,000)	.....35,577,353
92657.....	31-1000740.....	Nationwide Life and Annuity Insurance Company .....	.....	.....400,000,000	.....	.....	.....(285,235,292)	.....	.....	.....	.....114,764,708	.....1,712,607,456
66869.....	31-4156830.....	Nationwide Life Insurance Company .....	.....316,000,000	.....(450,325,000)	.....	.....	.....(647,858,534)	.....(513,209,380)	.....	.....	.....(1,295,392,914)	.....25,326,312
42110.....	75-1780981.....	Nationwide Lloyds .....	.....	.....	.....	.....	.....	.....	.. *	.....	.....0	.....35,670,580
23779.....	82-0549218.....	Nationwide Mutual Fire Insurance Company .....	.....	.....	.....1,900,000,000	.....	.....	.....	.. *	.....	.....1,900,000,000	.....(3,702,122,612)
23787.....	31-4177100.....	Nationwide Mutual Insurance Company .....	.....81,581,005	.....(72,100,000)	.....(1,900,000,000)	.....	.....933,093,826	.....	.. *	.....	.....(957,425,169)	.....(15,129,243,146)
37877.....	31-0970750.....	Nationwide Property and Casualty Insurance Company .....	.....	.....	.....	.....	.....	.....	.. *	.....	.....0	.....1,563,227,420
13999.....	27-1712056.....	Olentangy Reinsurance, LLC .....	.....	.....	.....	.....	.....	.....	.....	.....	.....0	.....(1,557,705,648)
.....	47-1923444.....	On Your Side Nationwide Insurance Agency, Inc. ....	.....	.....2,100,000	.....	.....	.....	.....	.....	.....	.....2,100,000	.....
15580.....	31-1117969.....	Scottsdale Indemnity Company .....	.....	.....	.....	.....	.....	.....	.....	.....	.....0	.....594,000,899
41297.....	31-1024978.....	Scottsdale Insurance Company .....	.....	.....	.....	.....	.....	.....	.. *	.....	.....0	.....1,896,537,908
10672.....	86-0835870.....	Scottsdale Surplus Lines Insurance Company .....	.....	.....	.....	.....	.....	.....	.....	.....	.....0	.....25,857,600
13242.....	74-2286759.....	Titan Indemnity Company .....	.....	.....	.....	.....	.....	.....	.. *	.....	.....0	.....105,819,855
42285.....	95-3750113.....	Veterinary Pet Insurance Company .....	.....	.....	.....	.....	.....	.....	.. *	.....	.....0	.....51,315,789
10644.....	34-1785903.....	Victoria Automobile Insurance Company .....	.....(3,000,000)	.....	.....	.....	.....	.....	.. *	.....	.....(3,000,000)	.....19,144,510
42889.....	34-1394913.....	Victoria Fire & Casualty Company .....	.....(3,581,005)	.....	.....	.....	.....	.....	.. *	.....	.....(3,581,005)	.....75,759,081
10105.....	34-1777972.....	Victoria Select Insurance Company .....	.....(3,000,000)	.....	.....	.....	.....	.....	.. *	.....	.....(3,000,000)	.....19,360,530

SCHEDULE Y

PART 2 - SUMMARY OF INSURER'S TRANSACTIONS WITH ANY AFFILIATES

1	2	3	4	5	6	7	8	9	10	11	12	13
NAIC Company Code	ID Number	Names of Insurers and Parent, Subsidiaries or Affiliates	Shareholder Dividends	Capital Contributions	Purchases, Sales or Exchanges of Loans, Securities, Real Estate, Mortgage Loans or Other Investments	Income/ (Disbursements) Incurred in Connection with Guarantees or Undertakings for the Benefit of any Affiliate(s)	Management Agreements and Service Contracts	Income/ (Disbursements) Incurred under Reinsurance Agreements	*	Any Other Material Activity Not in the Ordinary Course of the Insurer's Business	Totals	Reinsurance Recoverable/ (Payable) on Losses and/or Reserve Credit Taken/ (Liability)
10777.....	34-1842602.....	Victoria Specialty Insurance Company .....	.....	.....	.....	.....	.....	.....	... *	.....	.....0	.....16,025,673
37150.....	86-0561941.....	Western Heritage Insurance Company .....	.....	.....	.....	.....	.....	.....	.....	.....	.....0	.....204,798,672
9999999.	Control Totals.....	.....	.....0	.....0	.....0	.....0	.....0	.....0	XXX	.....0	.....0	.....0



SUPPLEMENTAL EXHIBITS AND SCHEDULES INTERROGATORIES

The following supplemental reports are required to be filed as part of your statement filing unless specifically waived by the domiciliary state. However, in the event that your domiciliary state waives the filing requirement, your response of WAIVED to the specific interrogatory will be accepted in lieu of filing a "NONE" report and a bar code will be printed below. If the supplement is required of your company but is not being filed for whatever reason enter SEE EXPLANATION and provide an explanation following the interrogatory questions.	
MARCH FILING	
1. Will the Supplemental Compensation Exhibit be filed with the state of domicile by March 1?	Responses YES
2. Will the confidential Risk-Based Capital Report be filed with the NAIC by March 1?	YES
3. Will the confidential Risk-Based Capital Report be filed with the state of domicile, if required, by March 1?	YES
4. Will an actuarial opinion be filed by March 1?	YES
APRIL FILING	
5. Will Management's Discussion and Analysis be filed by April 1?	YES
6. Will the Life, Health & Annuity Guaranty Association Model Act Assessment Base Reconciliation Exhibit be filed with the state of domicile and the NAIC by April 1?	YES
7. Will the Adjustment Form (if required) be filed with state of domicile and the NAIC by April 1?	YES
8. Will the Supplemental Investment Risk Interrogatories be filed by April 1?	YES
JUNE FILING	
9. Will an audited financial report be filed by June 1?	YES
10. Will Accountants Letter of Qualifications be filed with the state of domicile and electronically with the NAIC by June 1?	YES
AUGUST FILING	
11. Will regulator-only (non-public) Communication of Internal Control Related Matters Noted in Audit be filed with the state of domicile and electronically with the NAIC (as a regulator-only non-public document) by August 1?	YES
The following supplemental reports are required to be filed as part of your statement filing. However, in the event that your company does not transact the type of business for which the special report must be filed, your response of NO to the specific interrogatory will be accepted in lieu of filing a "NONE" report and a bar code will be printed below. If the supplement is required of your company but is not being filed for whatever reason, enter SEE EXPLANATION and provide an explanation following the interrogatory questions.	
MARCH FILING	
12. Will Schedule SIS (Stockholder Information Supplement) be filed with the state of domicile by March 1?	NO
13. Will the Medicare Supplement Insurance Experience Exhibit be filed with the state of domicile and the NAIC by March 1?	NO
14. Will the Trusteed Surplus Statement be filed with the state of domicile and the NAIC by March 1?	NO
15. Will the actuarial opinion on participating and non-participating policies as required in Interrogatories 1 and 2 to Exhibit 5 be filed with the state of domicile and electronically with the NAIC by March 1?	NO
16. Will the actuarial opinion on non-guaranteed elements as required in interrogatory #3 to Exhibit 5 be filed with the state of domicile and electronically with the NAIC by March 1?	YES
17. Will the actuarial opinion on X-Factors be filed with the state of domicile and electronically with the NAIC by March 1?	YES
18. Will the actuarial opinion on Separate Accounts Funding Guaranteed Minimum Benefit be filed with the state of domicile and electronically with the NAIC by March 1?	NO
19. Will the actuarial opinion on Synthetic Guaranteed Investment Contracts be filed with the state of domicile and electronically with the NAIC by March 1?	NO
20. Will the Reasonableness of Assumptions Certification required by Actuarial Guideline XXXV be filed with the state of domicile and electronically with the NAIC by March 1?	NO
21. Will the Reasonableness and Consistency of Assumptions Certification required by Actuarial Guideline XXXV be filed with the state of domicile and electronically with the NAIC by March 1?	NO
22. Will the Reasonableness of Assumptions Certification for Implied Guaranteed Rate Method required by Actuarial Guideline XXXVI be filed with the state of domicile and electronically with the NAIC by March 1?	NO
23. Will the Reasonableness and Consistency of Assumptions Certification required by Actuarial Guideline XXXVI (Updated Average Market Value) be filed with the state of domicile and electronically with the NAIC by March 1?	NO
24. Will the Reasonableness and Consistency of Assumptions Certification required by Actuarial Guideline XXXVI (Updated Market Value) be filed with the state of domicile and electronically with the NAIC by March 1?	NO
25. Will the C-3 RBC Certifications required under C-3 Phase I be filed with the state of domicile and electronically with the NAIC by March 1?	YES
26. Will the C-3 RBC Certifications required under C-3 Phase II be filed with the state of domicile and electronically with the NAIC by March 1?	NO
27. Will the Actuarial Certifications Related to Annuity Nonforfeiture Ongoing Compliance for Equity Indexed Annuities be filed with the state of domicile and electronically with the NAIC by March 1?	NO
28. Will the actuarial opinion required by the Modified Guaranteed Annuity Model Regulation be filed with the state of domicile and electronically with the NAIC by March 1?	NO
29. Will the Actuarial Certifications Related to Hedging required by Actuarial Guideline XLIII be filed with the state of domicile and electronically with the NAIC by March 1?	NO
30. Will the Financial Officer Certification Related to Clearly Defined Hedging Strategy required by Actuarial Guideline XLIII be filed with the state of domicile and electronically with the NAIC by March 1?	NO
31. Will the Management Certification That the Valuation Reflects Management's Intent required by Actuarial Guideline XLIII be filed with the state of domicile and electronically with the NAIC by March 1?	NO
32. Will the Actuarial Certification Related to the Reserves required by Actuarial Guideline XLIII be filed with the state of domicile and electronically with the NAIC by March 1?	NO
33. Will the Actuarial Certification regarding the use of 2001 Preferred Class Tables required by the Model Regulation Permitting the Recognition of Preferred Mortality Tables for Use in Determining Minimum Reserve Liabilities be filed with the state of domicile and electronically with the NAIC by March 1?	YES
34. Will the Workers' Compensation Carve-Out Supplement be filed by March 1?	NO
35. Will Supplemental Schedule O be filed with the state of domicile and the NAIC by March 1?	YES
36. Will the Medicare Part D Coverage Supplement be filed with the state of domicile and the NAIC by March 1?	NO
37. Will an approval from the reporting entity's state of domicile for relief related to the five-year rotation requirement for lead audit partner be filed electronically with the NAIC by March 1?	NO
38. Will an approval from the reporting entity's state of domicile for relief related to the one-year cooling off period for independent CPA be filed electronically with the NAIC by March 1?	NO
39. Will an approval from the reporting entity's state of domicile for relief related to the Requirements for Audit Committees be filed electronically with the NAIC by March 1?	NO
40. Will the VM-20 Reserves Supplement be filed with the state of domicile and the NAIC by March 1?	NO
APRIL FILING	
41. Will the confidential Regulatory Asset Adequacy Issues Summary (RAAIS) required by the Valuation Manual be filed with the state of domicile by April 1?	YES
42. Will the Long-Term Care Experience Reporting Forms be filed with the state of domicile and the NAIC by April 1?	NO
43. Will the Interest-Sensitive Life Insurance Products Report Forms be filed with the state of domicile and the NAIC by April 1?	YES
44. Will the Credit Insurance Experience Exhibit be filed with the state of domicile and the NAIC by April 1?	NO
45. Will the Accident and Health Policy Experience Exhibit be filed by April 1?	YES
46. Will the Analysis of Annuity Operations by Lines of Business be filed with the state of domicile and the NAIC by April 1?	YES
47. Will the Analysis of Increase in Annuity Reserves During the Year be filed with the state of domicile and the NAIC by April 1?	YES
48. Will the Supplemental Health Care Exhibit (Parts 1, 2 and 3) be filed with the state of domicile and the NAIC by April 1?	NO
49. Will the regulator only (non-public) Supplemental Health Care Exhibit's Expense Allocation Report be filed with the state of domicile and the NAIC by April 1?	NO
50. Will the confidential Actuarial Memorandum required by Actuarial Guideline XXXVIII 8D be filed with the state of domicile by April 30?	NO
51. Will the Supplemental Term and Universal Life Insurance Reinsurance Exhibit be filed with the state of domicile and the NAIC by April 1?	YES
52. Will the Variable Annuities Supplement be filed with the state of domicile and the NAIC by April 1?	NO
AUGUST FILING	
53. Will Management's Report of Internal Control Over Financial Reporting be filed with the state of domicile by August 1?	NO



SUPPLEMENTAL EXHIBITS AND SCHEDULES INTERROGATORIES

The following supplemental reports are required to be filed as part of your statement filing unless specifically waived by the domiciliary state. However, in the event that your domiciliary state waives the filing requirement, your response of WAIVED to the specific interrogatory will be accepted in lieu of filing a "NONE" report and a bar code will be printed below. If the supplement is required of your company but is not being filed for whatever reason enter SEE EXPLANATION and provide an explanation following the interrogatory questions.

EXPLANATIONS:

BAR CODE:

1.
2.
3.
4.
5.
6.
7.
8.
9.
10.
11.
12. The data for this supplement is not required to be filed.
13. The data for this supplement is not required to be filed.
14. The data for this supplement is not required to be filed.
15. The data for this supplement is not required to be filed.
16.
17.
18. The data for this supplement is not required to be filed.
19. The data for this supplement is not required to be filed.
20. The data for this supplement is not required to be filed.
21. The data for this supplement is not required to be filed.
22. The data for this supplement is not required to be filed.
23. The data for this supplement is not required to be filed.
24. The data for this supplement is not required to be filed.
25.
26. The data for this supplement is not required to be filed.
27. The data for this supplement is not required to be filed.
28. The data for this supplement is not required to be filed.
29. The data for this supplement is not required to be filed.
30. The data for this supplement is not required to be filed.
31. The data for this supplement is not required to be filed.
32. The data for this supplement is not required to be filed.
33.
34. The data for this supplement is not required to be filed.
35.



**SUPPLEMENTAL EXHIBITS AND SCHEDULES INTERROGATORIES**

The following supplemental reports are required to be filed as part of your statement filing unless specifically waived by the domiciliary state. However, in the event that your domiciliary state waives the filing requirement, your response of WAIVED to the specific interrogatory will be accepted in lieu of filing a "NONE" report and a bar code will be printed below. If the supplement is required of your company but is not being filed for whatever reason enter SEE EXPLANATION and provide an explanation following the interrogatory questions.

36. The data for this supplement is not required to be filed.



37. The data for this supplement is not required to be filed.



38. The data for this supplement is not required to be filed.



39. The data for this supplement is not required to be filed.



40. The data for this supplement is not required to be filed.



41.

42. The data for this supplement is not required to be filed.



43.

44. The data for this supplement is not required to be filed.



45.

46.

47.

48. The data for this supplement is not required to be filed.



49. The data for this supplement is not required to be filed.



50. The data for this supplement is not required to be filed.



51.

52. The data for this supplement is not required to be filed.



53. The data for this supplement is not required to be filed.



**Overflow Page for Write-Ins**

**NONE**

**Overflow Page for Write-Ins**

**NONE**



HARLEYSVILLE LIFE INSURANCE COMPANY

SCHEDULE O SUPPLEMENT

SUPPLEMENTAL SCHEDULE O - PART 2

Development of Incurred Losses

(\$000 OMITTED)

Section A - Group Accident and Health

Year in Which Losses Were Incurred	Net Amounts Paid for Cost Containment Expenses				
	1 2013	2 2014	3 2015	4 2016	5 2017
1. Prior.....					
2. 2013.....					
3. 2014.....	XXX				
4. 2015.....	XXX	XXX			
5. 2016.....	XXX	XXX	XXX		
6. 2017.....	XXX	XXX	XXX	XXX	

Section B - Other Accident and Health

1. Prior.....					
2. 2013.....					
3. 2014.....	XXX				
4. 2015.....	XXX	XXX			
5. 2016.....	XXX	XXX	XXX		
6. 2017.....	XXX	XXX	XXX	XXX	

Section C - Credit Accident and Health

1. Prior.....					
2. 2013.....					
3. 2014.....	XXX				
4. 2015.....	XXX	XXX			
5. 2016.....	XXX	XXX	XXX		
6. 2017.....	XXX	XXX	XXX	XXX	

HARLEYSVILLE LIFE INSURANCE COMPANY

SCHEDULE O SUPPLEMENT

SUPPLEMENTAL SCHEDULE O - PART 3

Development of Incurred Losses

(\$000 OMITTED)

Section A - Group Accident and Health

Year in Which Losses Were Incurred	Sum of Net Cumulative Amount Paid Policyholders and Claim Liability and Reserve Outstanding at End of Year				
	1 2013	2 2014	3 2015	4 2016	5 2017
1. 2013.....	6,084	5,146	5,125	XXX	XXX
2. 2014.....	XXX	4,677	3,795	3,802	XXX
3. 2015.....	XXX	XXX	883	573	631
4. 2016.....	XXX	XXX	XXX	3	5
5. 2017.....	XXX	XXX	XXX	XXX	1

Section B - Other Accident and Health

1. 2013.....			(6)	XXX	XXX
2. 2014.....	XXX	25	10	4	XXX
3. 2015.....	XXX	XXX	6	4	4
4. 2016.....	XXX	XXX	XXX		
5. 2017.....	XXX	XXX	XXX	XXX	

Section C - Credit Accident and Health

1. 2013.....				XXX	XXX
2. 2014.....	XXX				XXX
3. 2015.....	XXX	XXX			
4. 2016.....	XXX	XXX	XXX		
5. 2017.....	XXX	XXX	XXX	XXX	

NONE



HARLEYSVILLE LIFE INSURANCE COMPANY  
SCHEDULE O SUPPLEMENT  
SUPPLEMENTAL SCHEDULE O - PART 4

Development of Incurred Losses  
(\$000 OMITTED)

Section A - Group Accident and Health

Year in Which Losses Were Incurred	Sum of Net Cumulative Amount Paid Policyholders, Cost Containment Expenses, and Claim and Cost Containment Liability and Reserve Outstanding at End of Year				
	1 2013	2 2014	3 2015	4 2016	5 2017
1. 2013.....	.....6,084	.....5,146	.....5,215	.....4,840	.....4,916
2. 2014.....	.....XXX	.....4,677	.....3,795	.....3,802	.....3,852
3. 2015.....	.....XXX	.....XXX	.....883	.....573	.....631
4. 2016.....	.....XXX	.....XXX	.....XXX	.....3	.....5
5. 2017.....	.....XXX	.....XXX	.....XXX	.....XXX	.....1

Section B - Other Accident and Health

1. 2013.....			.....(6)	.....(6)	.....(6)
2. 2014.....	.....XXX	.....25	.....10	.....4	.....4
3. 2015.....	.....XXX	.....XXX	.....6	.....4	.....4
4. 2016.....	.....XXX	.....XXX	.....XXX		
5. 2017.....	.....XXX	.....XXX	.....XXX	.....XXX	

Section C - Credit Accident and Health

1. 2013.....					
2. 2014.....	.....XXX				
3. 2015.....	.....XXX	.....XXX			
4. 2016.....	.....XXX	.....XXX	.....XXX		
5. 2017.....	.....XXX	.....XXX	.....XXX	.....XXX	

NONE

SUPPLEMENTAL SCHEDULE O - PART 5  
(\$000 OMITTED)

Reserve and Liability Methodology - Exhibits 6 and 8

Line of Business	1 Methodology	2 Amount
1. Industrial life.....		
2. Ordinary life.....	Development.....	.....1,843
3. Individual annuity.....		
4. Supplementary contracts.....		
5. Credit life.....		
6. Group life.....	Development.....	.....1,017
7. Group annuities.....		
8. Group accident and health.....	Standard Factor.....	.....4,939
9. Credit accident and health.....		
10. Other accident and health.....		
11. Total.....		.....7,799

SUPPLEMENTAL SCHEDULE O - PART 1

Development of Incurred Losses  
(\$000 OMITTED)

Section D -

Years in Which Losses Were Incurred	Net Amounts Paid Policyholders				
	1 2013	2 2014	3 2015	4 2016	5 2017 (a)
1. Prior.....					
2. 2013.....					
3. 2014.....	XXX				
4. 2015.....	XXX	XXX			
5. 2016.....	XXX	XXX	XXX		
6. 2017.....	XXX	XXX	XXX	XXX	
Line of Business:.....					

(\$000 OMITTED)

Section E -

1. Prior.....					
2. 2013.....					
3. 2014.....	XXX				
4. 2015.....	XXX	XXX			
5. 2016.....	XXX	XXX	XXX		
6. 2017.....	XXX	XXX	XXX	XXX	

(\$000 OMITTED)

Section F -

1. Prior.....					
2. 2013.....					
3. 2014.....	XXX				
4. 2015.....	XXX	XXX			
5. 2016.....	XXX	XXX	XXX		
6. 2017.....	XXX	XXX	XXX	XXX	
Line of Business:.....					

(\$000 OMITTED)

Section G -

1. Prior.....					
2. 2013.....					
3. 2014.....	XXX				
4. 2015.....	XXX	XXX			
5. 2016.....	XXX	XXX	XXX		
6. 2017.....	XXX	XXX	XXX	XXX	
Line of Business:.....					

SUPPLEMENTAL SCHEDULE O - PART 2

Development of Incurred Losses  
(\$000 OMITTED)

Section D -

Net Amounts Paid for Cost Containment Expenses

Years in Which Losses Were Incurred	1	2	3	4	5
	2013	2014	2015	2016	2017
1. Prior.....					
2. 2013.....					
3. 2014.....	XXX				
4. 2015.....	XXX	XXX			
5. 2016.....	XXX	XXX	XXX		
6. 2017.....	XXX	XXX	XXX	XXX	

(\$000 OMITTED)

Section E -

1. Prior.....					
2. 2013.....					
3. 2014.....	XXX				
4. 2015.....	XXX	XXX			
5. 2016.....	XXX	XXX	XXX		
6. 2017.....	XXX	XXX	XXX	XXX	

Line of Business:.....

(\$000 OMITTED)

Section F -

1. Prior.....					
2. 2013.....					
3. 2014.....	XXX				
4. 2015.....	XXX	XXX			
5. 2016.....	XXX	XXX	XXX		
6. 2017.....	XXX	XXX	XXX	XXX	

Line of Business:.....

(\$000 OMITTED)

Section G -

1. Prior.....					
2. 2013.....					
3. 2014.....	XXX				
4. 2015.....	XXX	XXX			
5. 2016.....	XXX	XXX	XXX		
6. 2017.....	XXX	XXX	XXX	XXX	

Line of Business:.....

SUPPLEMENTAL SCHEDULE O - PART 3

Development of Incurred Losses  
(\$000 OMITTED)

Section D -

Sum of Net Cumulative Amount Paid to Policyholders and Claim Liability and Reserve Outstanding at End of Year

Years in Which Losses Were Incurred	1 2013	2 2014	3 2015	4 2016	5 2017
1. 2013.....				XXX	XXX
2. 2014.....	XXX				XXX
3. 2015.....	XXX	XXX			
4. 2016.....	XXX	XXX	XXX		
5. 2017.....	XXX	XXX	XXX	XXX	

(\$000 OMITTED)

Section E -

1. 2013.....				XXX	XXX
2. 2014.....	XXX				XXX
3. 2015.....	XXX	XXX			
4. 2016.....	XXX	XXX	XXX		
5. 2017.....	XXX	XXX	XXX	XXX	

Line of Business:.....

(\$000 OMITTED)

Section F -

1. 2013.....				XXX	XXX
2. 2014.....	XXX				XXX
3. 2015.....	XXX	XXX			
4. 2016.....	XXX	XXX	XXX		
5. 2017.....	XXX	XXX	XXX	XXX	

Line of Business:.....

(\$000 OMITTED)

Section G -

1. 2013.....				XXX	XXX
2. 2014.....	XXX				XXX
3. 2015.....	XXX	XXX			
4. 2016.....	XXX	XXX	XXX		
5. 2017.....	XXX	XXX	XXX	XXX	

Line of Business:.....

SUPPLEMENTAL SCHEDULE O - PART 4

Development of Incurred Losses  
(\$000 OMITTED)

Section D -

Sum of Net Cumulative Amount Paid Policyholders, Cost Containment Expenses,  
and Claimed Loss Containment Liability and Reserve Outstanding at End of Year

Years in Which Losses Were Incurred	1	2	3	4	5
	2013	2014	2015	2016	2017
1. 2013.....					
2. 2014.....	XXX				
3. 2015.....	XXX	XXX			
4. 2016.....	XXX	XXX	XXX		
5. 2017.....	XXX	XXX	XXX	XXX	
Line of Business:.....					

Section E -

1. 2013.....					
2. 2014.....	XXX				
3. 2015.....	XXX	XXX			
4. 2016.....	XXX	XXX	XXX		
5. 2017.....	XXX	XXX	XXX	XXX	
Line of Business:.....					

Section F -

1. 2013.....					
2. 2014.....	XXX				
3. 2015.....	XXX	XXX			
4. 2016.....	XXX	XXX	XXX		
5. 2017.....	XXX	XXX	XXX	XXX	
Line of Business:.....					

Section G -

1. 2013.....					
2. 2014.....	XXX				
3. 2015.....	XXX	XXX			
4. 2016.....	XXX	XXX	XXX		
5. 2017.....	XXX	XXX	XXX	XXX	
Line of Business:.....					

# 2017 ALPHABETICAL INDEX

## LIFE ANNUAL STATEMENT BLANK

Analysis of Increase in Reserves During The Year	7	Schedule D – Part 2 – Section 1	E11
Analysis of Operations By Lines of Business	6	Schedule D – Part 2 – Section 2	E12
Asset Valuation Reserve Default Component	30	Schedule D – Part 3	E13
Asset Valuation Reserve Equity	32	Schedule D – Part 4	E14
Asset Valuation Reserve Replications (Synthetic) Assets	35	Schedule D – Part 5	E15
Asset Valuation Reserve	29	Schedule D – Part 6 – Section 1	E16
Assets	2	Schedule D – Part 6 – Section 2	E16
Cash Flow	5	Schedule D – Summary By Country	SI04
Exhibit 1 – Part 1 – Premiums and Annuity Considerations for Life and Accident and Health Contracts	9	Schedule D – Verification Between Years	SI03
Exhibit 1 – Part 2 – Dividends and Coupons Applied, Reinsurance Commissions and Expense	10	Schedule DA – Part 1	E17
Exhibit 2 – General Expenses	11	Schedule DA – Verification Between Years	SI10
Exhibit 3 – Taxes, Licenses and Fees (Excluding Federal Income Taxes)	11	Schedule DB – Part A – Section 1	E18
Exhibit 4 – Dividends or Refunds	11	Schedule DB – Part A – Section 2	E19
Exhibit 5 – Aggregate Reserve for Life Contracts	12	Schedule DB – Part A – Verification Between Years	SI11
Exhibit 5 – Interrogatories	13	Schedule DB – Part B – Section 1	E20
Exhibit 5A – Changes in Bases of Valuation During The Year	13	Schedule DB – Part B – Section 2	E21
Exhibit 6 – Aggregate Reserves for Accident and Health Contracts	14	Schedule DB – Part B – Verification Between Years	SI11
Exhibit 7 – Deposit-Type Contracts	15	Schedule DB – Part C – Section 1	SI12
Exhibit 8 – Claims for Life and Accident and Health Contracts – Part 1	16	Schedule DB – Part C – Section 2	SI13
Exhibit 8 – Claims for Life and Accident and Health Contracts – Part 2	17	Schedule DB – Part D – Section 1	E22
Exhibit of Capital Gains (Losses)	8	Schedule DB – Part D – Section 2	E23
Exhibit of Life Insurance	25	Schedule DB – Verification	SI14
Exhibit of Net Investment Income	8	Schedule DL – Part 1	E24
Exhibit of Nonadmitted Assets	18	Schedule DL – Part 2	E25
Exhibit of Number of Policies, Contracts, Certificates, Income Payable and Account Values	27	Schedule E – Part 1 – Cash	E26
Five-Year Historical Data	22	Schedule E – Part 2 – Cash Equivalents	E27
Form for Calculating the Interest Maintenance Reserve (IMR)	28	Schedule E – Part 3 – Special Deposits	E28
General Interrogatories	20	Schedule E – Verification Between Years	SI15
Jurat Page	1	Schedule F	36
Liabilities, Surplus and Other Funds	3	Schedule H – Accident and Health Exhibit – Part 1	37
Life Insurance (State Page)	24	Schedule H – Part 2, Part 3 and Part 4	38
Notes To Financial Statements	19	Schedule H – Part 5 – Health Claims	39
Overflow Page For Write-ins	55	Schedule S – Part 1 – Section 1	40
Schedule A – Part 1	E01	Schedule S – Part 1 – Section 2	41
Schedule A – Part 2	E02	Schedule S – Part 2	42
Schedule A – Part 3	E03	Schedule S – Part 3 – Section 1	43
Schedule A – Verification Between Years	SI02	Schedule S – Part 3 – Section 2	44
Schedule B – Part 1	E04	Schedule S – Part 4	45
Schedule B – Part 2	E05	Schedule S – Part 5	46
Schedule B – Part 3	E06	Schedule S – Part 6	47
Schedule B – Verification Between Years	SI02	Schedule S – Part 7	48
Schedule BA – Part 1	E07	Schedule T – Part 2 Interstate Compact	50
Schedule BA – Part 2	E08	Schedule T – Premiums and Annuity Considerations	49
Schedule BA – Part 3	E09	Schedule Y – Information Concerning Activities of Insurer Members of a Holding Company Group	51
Schedule BA – Verification Between Years	SI03	Schedule Y – Part 1A – Detail of Insurance Holding Company System	52
Schedule D – Part 1	E10	Schedule Y – Part 2 – Summary of Insurer’s Transactions With Any Affiliates	53
Schedule D – Part 1A – Section 1	SI05	Summary Investment Schedule	SI01
Schedule D – Part 1A – Section 2	SI08	Summary of Operations	4
		Supplemental Exhibits and Schedules Interrogatories	54