



PROPERTY AND CASUALTY COMPANIES - ASSOCIATION EDITION

ANNUAL STATEMENT

FOR THE YEAR ENDED DECEMBER 31, 2017
OF THE CONDITION AND AFFAIRS OF THE

Bristol West Insurance Company

NAIC Group Code 0069 0212 NAIC Company Code 19658 Employer's ID Number 38-1865162
(Current) (Prior)
Organized under the Laws of Ohio, State of Domicile or Port of Entry OH
Country of Domicile United States of America
Incorporated/Organized 02/09/1968 Commenced Business 06/10/1968
Statutory Home Office Rockside Center III 5990 West Creek Road, Independence, OH, US 44131
(Street and Number) (City or Town, State, Country and Zip Code)
Main Administrative Office 900 S. Pine Island Rd. Suite 600
(Street and Number)
Plantation, FL, US 33324 888-888-0080
(City or Town, State, Country and Zip Code) (Area Code) (Telephone Number)
Mail Address 900 S. Pine Island Rd. Suite 600, Plantation, FL, US 33324
(Street and Number or P.O. Box) (City or Town, State, Country and Zip Code)
Primary Location of Books and Records 900 S. Pine Island Rd. Suite 600
(Street and Number)
Plantation, FL, US 33324 888-888-0080
(City or Town, State, Country and Zip Code) (Area Code) (Telephone Number)
Internet Website Address www.bristolwest.com
Statutory Statement Contact Maria Eugenia Aguilera, 888-888-0080
(Name) (Area Code) (Telephone Number)
mary.aguilera@bristolwest.com 954-316-5218
(E-mail Address) (FAX Number)

OFFICERS

President Eric Emil Kappler # Treasurer Maria Eugenia Aguilera
Secretary Martin Robert Brown

OTHER

Maite Irakoze Baur Victoria Louise McCarthy Ronald Gregory Myhan
Todd Michael Williams

DIRECTORS OR TRUSTEES

Marla Beth Bleavins Thomas David Brown Eric Emil Kappler #
Janice Gale Scott Todd Michael Williams


State of Florida SS:
County of Broward

The officers of this reporting entity being duly sworn, each depose and say that they are the described officers of said reporting entity, and that on the reporting period stated above, all of the herein described assets were the absolute property of the said reporting entity, free and clear from any liens or claims thereon, except as herein stated, and that this statement, together with related exhibits, schedules and explanations therein contained, annexed or referred to, is a full and true statement of all the assets and liabilities and of the condition and affairs of the said reporting entity as of the reporting period stated above, and of its income and deductions therefrom for the period ended, and have been completed in accordance with the NAIC Annual Statement Instructions and Accounting Practices and Procedures manual except to the extent that: (1) state law may differ; or, (2) that state rules or regulations require differences in reporting not related to accounting practices and procedures, according to the best of their information, knowledge and belief, respectively. Furthermore, the scope of this attestation by the described officers also includes the related corresponding electronic filing with the NAIC, when required, that is an exact copy (except for formatting differences due to electronic filing) of the enclosed statement. The electronic filing may be requested by various regulators in lieu of or in addition to the enclosed statement.

Eric E. Kappler Martin R. Brown Maria E. Aguilera
Eric E. Kappler Martin R. Brown Maria E. Aguilera
President Secretary Treasurer

Subscribed and sworn to before me this
27th day of February, 2018

Nancy Becker
Nancy Becker
Notary Public
10/22/2021



- a. Is this an original filing? Yes [X] No []
b. If no,
1. State the amendment number.....
2. Date filed
3. Number of pages attached.....



ANNUAL STATEMENT FOR THE YEAR 2017 OF THE Bristol West Insurance Company

EXHIBIT OF PREMIUMS AND LOSSES (Statutory Page 14)

NAIC Group Code 0069 BUSINESS IN THE STATE OF Alabama DURING THE YEAR 2017 NAIC Company Code 19658

Line of Business	Gross Premiums, Including Policy and Membership Fees, Less Return Premiums and Premiums on Policies not Taken		3 Dividends Paid or Credited to Policyholders on Direct Business	4 Direct Unearned Premium Reserves	5 Direct Losses Paid (deducting salvage)	6 Direct Losses Incurred	7 Direct Losses Unpaid	8 Direct Defense and Cost Containment Expense Paid	9 Direct Defense and Cost Containment Expense Incurred	10 Direct Defense and Cost Containment Expense Unpaid	11 Commissions and Brokerage Expenses	12 Taxes, Licenses and Fees
	1 Direct Premiums Written	2 Direct Premiums Earned										
1. Fire												
2.1 Allied lines												
2.2 Multiple peril crop												
2.3 Federal flood												
2.4 Private crop												
2.5 Private flood												
3. Farmowners multiple peril												
4. Homeowners multiple peril												
5.1 Commercial multiple peril (non-liability portion)												
5.2 Commercial multiple peril (liability portion)												
6. Mortgage guaranty												
8. Ocean marine												
9. Inland marine												
10. Financial guaranty												
11. Medical professional liability												
12. Earthquake												
13. Group accident and health (b)												
14. Credit accident and health (group and individual)												
15.1 Collectively renewable accident and health (b)												
15.2 Non-cancelable accident and health(b)												
15.3 Guaranteed renewable accident and health(b)												
15.4 Non-renewable for stated reasons only (b)												
15.5 Other accident only												
15.6 Medicare Title XVIII exempt from state taxes or fees												
15.7 All other accident and health (b)												
15.8 Federal employees health benefits plan premium (b)												
16. Workers' compensation												
17.1 Other Liability - occurrence												
17.2 Other Liability - claims made												
17.3 Excess workers' compensation												
18. Products liability												
19.1 Private passenger auto no-fault (personal injury protection)												
19.2 Other private passenger auto liability	4,930,145	4,583,011		1,322,781	2,027,093	2,281,929	1,733,839	49,013	28,693	95,412	472,892	273,435
19.3 Commercial auto no-fault (personal injury protection)												
19.4 Other commercial auto liability												
21.1 Private passenger auto physical damage	2,290,289	2,087,289		681,992	1,036,645	1,033,427	84,637	3,131	3,718	1,328	228,563	125,268
21.2 Commercial auto physical damage												
22. Aircraft (all perils)												
23. Fidelity												
24. Surety												
26. Burglary and theft												
27. Boiler and machinery												
28. Credit												
30. Warranty												
34. Aggregate write-ins for other lines of business												
35. TOTALS (a)	7,220,434	6,670,300		2,004,773	3,063,738	3,315,356	1,818,476	52,144	32,411	96,740	701,455	398,703
DETAILS OF WRITE-INS												
3401.												
3402.												
3403.												
3498. Summary of remaining write-ins for Line 34 from overflow page												
3499. Totals (Lines 3401 thru 3403 plus 3498)(Line 34 above)												

(a) Finance and service charges not included in Lines 1 to 35 \$ 283,304

(b) For health business on indicated lines report: Number of persons insured under PPO managed care products and number of persons insured under indemnity only products



ANNUAL STATEMENT FOR THE YEAR 2017 OF THE Bristol West Insurance Company

EXHIBIT OF PREMIUMS AND LOSSES (Statutory Page 14)

NAIC Group Code 0069 BUSINESS IN THE STATE OF Arizona DURING THE YEAR 2017 NAIC Company Code 19658

Line of Business	Gross Premiums, Including Policy and Membership Fees, Less Return Premiums and Premiums on Policies not Taken		3 Dividends Paid or Credited to Policyholders on Direct Business	4 Direct Unearned Premium Reserves	5 Direct Losses Paid (deducting salvage)	6 Direct Losses Incurred	7 Direct Losses Unpaid	8 Direct Defense and Cost Containment Expense Paid	9 Direct Defense and Cost Containment Expense Incurred	10 Direct Defense and Cost Containment Expense Unpaid	11 Commissions and Brokerage Expenses	12 Taxes, Licenses and Fees
	1 Direct Premiums Written	2 Direct Premiums Earned										
1. Fire												
2.1 Allied lines												
2.2 Multiple peril crop												
2.3 Federal flood												
2.4 Private crop												
2.5 Private flood												
3. Farmowners multiple peril												
4. Homeowners multiple peril												
5.1 Commercial multiple peril (non-liability portion)												
5.2 Commercial multiple peril (liability portion)												
6. Mortgage guaranty												
8. Ocean marine												
9. Inland marine												
10. Financial guaranty												
11. Medical professional liability												
12. Earthquake												
13. Group accident and health (b)												
14. Credit accident and health (group and individual)												
15.1 Collectively renewable accident and health (b)												
15.2 Non-cancelable accident and health(b)												
15.3 Guaranteed renewable accident and health(b)												
15.4 Non-renewable for stated reasons only (b)												
15.5 Other accident only												
15.6 Medicare Title XVIII exempt from state taxes or fees												
15.7 All other accident and health (b)												
15.8 Federal employees health benefits plan premium (b)												
16. Workers' compensation												
17.1 Other Liability - occurrence												
17.2 Other Liability - claims made												
17.3 Excess workers' compensation												
18. Products liability												
19.1 Private passenger auto no-fault (personal injury protection)												
19.2 Other private passenger auto liability												
19.3 Commercial auto no-fault (personal injury protection)												
19.4 Other commercial auto liability												
21.1 Private passenger auto physical damage												
21.2 Commercial auto physical damage												
22. Aircraft (all perils)												
23. Fidelity												
24. Surety												
26. Burglary and theft												
27. Boiler and machinery												
28. Credit												
30. Warranty												
34. Aggregate write-ins for other lines of business												
35. TOTALS (a)												
DETAILS OF WRITE-INS												
3401.												
3402.												
3403.												
3498. Summary of remaining write-ins for Line 34 from overflow page												
3499. Totals (Lines 3401 thru 3403 plus 3498)(Line 34 above)												

(a) Finance and service charges not included in Lines 1 to 35 \$
(b) For health business on indicated lines report: Number of persons insured under PPO managed care products and number of persons insured under indemnity only products



ANNUAL STATEMENT FOR THE YEAR 2017 OF THE Bristol West Insurance Company

EXHIBIT OF PREMIUMS AND LOSSES (Statutory Page 14)

NAIC Group Code 0069 BUSINESS IN THE STATE OF Arkansas DURING THE YEAR 2017 NAIC Company Code 19658

Line of Business	Gross Premiums, Including Policy and Membership Fees, Less Return Premiums and Premiums on Policies not Taken		3 Dividends Paid or Credited to Policyholders on Direct Business	4 Direct Unearned Premium Reserves	5 Direct Losses Paid (deducting salvage)	6 Direct Losses Incurred	7 Direct Losses Unpaid	8 Direct Defense and Cost Containment Expense Paid	9 Direct Defense and Cost Containment Expense Incurred	10 Direct Defense and Cost Containment Expense Unpaid	11 Commissions and Brokerage Expenses	12 Taxes, Licenses and Fees
	1 Direct Premiums Written	2 Direct Premiums Earned										
1. Fire												
2.1 Allied lines												
2.2 Multiple peril crop												
2.3 Federal flood												
2.4 Private crop												
2.5 Private flood												
3. Farmowners multiple peril												
4. Homeowners multiple peril												
5.1 Commercial multiple peril (non-liability portion)												
5.2 Commercial multiple peril (liability portion)												
6. Mortgage guaranty												
8. Ocean marine												
9. Inland marine												
10. Financial guaranty												
11. Medical professional liability												
12. Earthquake												
13. Group accident and health (b)												
14. Credit accident and health (group and individual)												
15.1 Collectively renewable accident and health (b)												
15.2 Non-cancelable accident and health(b)												
15.3 Guaranteed renewable accident and health(b)												
15.4 Non-renewable for stated reasons only (b)												
15.5 Other accident only												
15.6 Medicare Title XVIII exempt from state taxes or fees												
15.7 All other accident and health (b)												
15.8 Federal employees health benefits plan premium (b)												
16. Workers' compensation												
17.1 Other Liability - occurrence												
17.2 Other Liability - claims made												
17.3 Excess workers' compensation												
18. Products liability												
19.1 Private passenger auto no-fault (personal injury protection)	41,677	43,367		11,343	3,683	(3,996)	7,586		(70)	412	4,341	4,686
19.2 Other private passenger auto liability	1,267,311	1,314,920		332,476	844,162	561,766	752,113	21,030	20,049	16,098	127,011	147,157
19.3 Commercial auto no-fault (personal injury protection)												
19.4 Other commercial auto liability												
21.1 Private passenger auto physical damage	423,877	453,864		113,133	288,930	261,474	15,826	4,795	5,136	1,104	42,716	48,547
21.2 Commercial auto physical damage												
22. Aircraft (all perils)												
23. Fidelity												
24. Surety												
26. Burglary and theft												
27. Boiler and machinery												
28. Credit												
30. Warranty												
34. Aggregate write-ins for other lines of business												
35. TOTALS (a)	1,732,865	1,812,151		456,952	1,136,775	819,244	775,525	25,825	25,115	17,614	174,068	200,390
DETAILS OF WRITE-INS												
3401.												
3402.												
3403.												
3498. Summary of remaining write-ins for Line 34 from overflow page												
3499. Totals (Lines 3401 thru 3403 plus 3498)(Line 34 above)												

(a) Finance and service charges not included in Lines 1 to 35 \$ 122,010

(b) For health business on indicated lines report: Number of persons insured under PPO managed care products and number of persons insured under indemnity only products



ANNUAL STATEMENT FOR THE YEAR 2017 OF THE Bristol West Insurance Company

EXHIBIT OF PREMIUMS AND LOSSES (Statutory Page 14)

NAIC Group Code 0069 BUSINESS IN THE STATE OF Colorado DURING THE YEAR 2017 NAIC Company Code 19658

Line of Business	Gross Premiums, Including Policy and Membership Fees, Less Return Premiums and Premiums on Policies not Taken		3 Dividends Paid or Credited to Policyholders on Direct Business	4 Direct Unearned Premium Reserves	5 Direct Losses Paid (deducting salvage)	6 Direct Losses Incurred	7 Direct Losses Unpaid	8 Direct Defense and Cost Containment Expense Paid	9 Direct Defense and Cost Containment Expense Incurred	10 Direct Defense and Cost Containment Expense Unpaid	11 Commissions and Brokerage Expenses	12 Taxes, Licenses and Fees
	1 Direct Premiums Written	2 Direct Premiums Earned										
1. Fire												
2.1 Allied lines												
2.2 Multiple peril crop												
2.3 Federal flood												
2.4 Private crop												
2.5 Private flood												
3. Farmowners multiple peril												
4. Homeowners multiple peril												
5.1 Commercial multiple peril (non-liability portion)												
5.2 Commercial multiple peril (liability portion)												
6. Mortgage guaranty												
8. Ocean marine												
9. Inland marine												
10. Financial guaranty												
11. Medical professional liability												
12. Earthquake												
13. Group accident and health (b)												
14. Credit accident and health (group and individual)												
15.1 Collectively renewable accident and health (b)												
15.2 Non-cancelable accident and health(b)												
15.3 Guaranteed renewable accident and health(b)												
15.4 Non-renewable for stated reasons only (b)												
15.5 Other accident only												
15.6 Medicare Title XVIII exempt from state taxes or fees												
15.7 All other accident and health (b)												
15.8 Federal employees health benefits plan premium (b)												
16. Workers' compensation												
17.1 Other Liability - occurrence												
17.2 Other Liability - claims made												
17.3 Excess workers' compensation												
18. Products liability												
19.1 Private passenger auto no-fault (personal injury protection)												
19.2 Other private passenger auto liability	40,943,496	39,569,471		10,581,590	21,436,287	20,952,037	24,758,238	678,752	586,730	797,901	4,037,329	865,768
19.3 Commercial auto no-fault (personal injury protection)												
19.4 Other commercial auto liability												
21.1 Private passenger auto physical damage	19,549,495	18,645,719		5,322,659	13,920,603	13,926,080	1,030,957	2,712	370	1,665	2,003,178	415,611
21.2 Commercial auto physical damage												
22. Aircraft (all perils)												
23. Fidelity												
24. Surety												
26. Burglary and theft												
27. Boiler and machinery												
28. Credit												
30. Warranty												
34. Aggregate write-ins for other lines of business												
35. TOTALS (a)	60,492,991	58,215,190		15,904,249	35,356,890	34,878,117	25,789,195	681,464	587,100	799,566	6,040,507	1,281,379
DETAILS OF WRITE-INS												
3401.												
3402.												
3403.												
3498. Summary of remaining write-ins for Line 34 from overflow page												
3499. Totals (Lines 3401 thru 3403 plus 3498)(Line 34 above)												

(a) Finance and service charges not included in Lines 1 to 35 \$ 2,965,244

(b) For health business on indicated lines report: Number of persons insured under PPO managed care products and number of persons insured under indemnity only products .



ANNUAL STATEMENT FOR THE YEAR 2017 OF THE Bristol West Insurance Company

EXHIBIT OF PREMIUMS AND LOSSES (Statutory Page 14)

NAIC Group Code 0069 BUSINESS IN THE STATE OF Connecticut DURING THE YEAR 2017 NAIC Company Code 19658

Line of Business	Gross Premiums, Including Policy and Membership Fees, Less Return Premiums and Premiums on Policies not Taken		3 Dividends Paid or Credited to Policyholders on Direct Business	4 Direct Unearned Premium Reserves	5 Direct Losses Paid (deducting salvage)	6 Direct Losses Incurred	7 Direct Losses Unpaid	8 Direct Defense and Cost Containment Expense Paid	9 Direct Defense and Cost Containment Expense Incurred	10 Direct Defense and Cost Containment Expense Unpaid	11 Commissions and Brokerage Expenses	12 Taxes, Licenses and Fees
	1 Direct Premiums Written	2 Direct Premiums Earned										
1. Fire												
2.1 Allied lines												
2.2 Multiple peril crop												
2.3 Federal flood												
2.4 Private crop												
2.5 Private flood												
3. Farmowners multiple peril												
4. Homeowners multiple peril												
5.1 Commercial multiple peril (non-liability portion)												
5.2 Commercial multiple peril (liability portion)												
6. Mortgage guaranty												
8. Ocean marine												
9. Inland marine												
10. Financial guaranty												
11. Medical professional liability												
12. Earthquake												
13. Group accident and health (b)												
14. Credit accident and health (group and individual)												
15.1 Collectively renewable accident and health (b)												
15.2 Non-cancelable accident and health(b)												
15.3 Guaranteed renewable accident and health(b)												
15.4 Non-renewable for stated reasons only (b)												
15.5 Other accident only												
15.6 Medicare Title XVIII exempt from state taxes or fees												
15.7 All other accident and health (b)												
15.8 Federal employees health benefits plan premium (b)												
16. Workers' compensation												
17.1 Other Liability - occurrence												
17.2 Other Liability - claims made												
17.3 Excess workers' compensation												
18. Products liability												
19.1 Private passenger auto no-fault (personal injury protection)												
19.2 Other private passenger auto liability												
19.3 Commercial auto no-fault (personal injury protection)												
19.4 Other commercial auto liability												
21.1 Private passenger auto physical damage												
21.2 Commercial auto physical damage												
22. Aircraft (all perils)												
23. Fidelity												
24. Surety												
26. Burglary and theft												
27. Boiler and machinery												
28. Credit												
30. Warranty												
34. Aggregate write-ins for other lines of business												
35. TOTALS (a)												
DETAILS OF WRITE-INS												
3401.												
3402.												
3403.												
3498. Summary of remaining write-ins for Line 34 from overflow page												
3499. Totals (Lines 3401 thru 3403 plus 3498)(Line 34 above)												

(a) Finance and service charges not included in Lines 1 to 35 \$
(b) For health business on indicated lines report: Number of persons insured under PPO managed care products and number of persons insured under indemnity only products



ANNUAL STATEMENT FOR THE YEAR 2017 OF THE Bristol West Insurance Company

EXHIBIT OF PREMIUMS AND LOSSES (Statutory Page 14)

NAIC Group Code 0069 BUSINESS IN THE STATE OF Delaware DURING THE YEAR 2017 NAIC Company Code 19658

Line of Business	Gross Premiums, Including Policy and Membership Fees, Less Return Premiums and Premiums on Policies not Taken		3 Dividends Paid or Credited to Policyholders on Direct Business	4 Direct Unearned Premium Reserves	5 Direct Losses Paid (deducting salvage)	6 Direct Losses Incurred	7 Direct Losses Unpaid	8 Direct Defense and Cost Containment Expense Paid	9 Direct Defense and Cost Containment Expense Incurred	10 Direct Defense and Cost Containment Expense Unpaid	11 Commissions and Brokerage Expenses	12 Taxes, Licenses and Fees
	1 Direct Premiums Written	2 Direct Premiums Earned										
1. Fire												
2.1 Allied lines												
2.2 Multiple peril crop												
2.3 Federal flood												
2.4 Private crop												
2.5 Private flood												
3. Farmowners multiple peril												
4. Homeowners multiple peril												
5.1 Commercial multiple peril (non-liability portion)												
5.2 Commercial multiple peril (liability portion)												
6. Mortgage guaranty												
8. Ocean marine												
9. Inland marine												
10. Financial guaranty												
11. Medical professional liability												
12. Earthquake												
13. Group accident and health (b)												
14. Credit accident and health (group and individual)												
15.1 Collectively renewable accident and health (b)												
15.2 Non-cancelable accident and health(b)												
15.3 Guaranteed renewable accident and health(b)												
15.4 Non-renewable for stated reasons only (b)												
15.5 Other accident only												
15.6 Medicare Title XVIII exempt from state taxes or fees												
15.7 All other accident and health (b)												
15.8 Federal employees health benefits plan premium (b)												
16. Workers' compensation												
17.1 Other Liability - occurrence												
17.2 Other Liability - claims made												
17.3 Excess workers' compensation												
18. Products liability												
19.1 Private passenger auto no-fault (personal injury protection)												
19.2 Other private passenger auto liability												
19.3 Commercial auto no-fault (personal injury protection)												
19.4 Other commercial auto liability												
21.1 Private passenger auto physical damage												
21.2 Commercial auto physical damage												
22. Aircraft (all perils)												
23. Fidelity												
24. Surety												
26. Burglary and theft												
27. Boiler and machinery												
28. Credit												
30. Warranty												
34. Aggregate write-ins for other lines of business												
35. TOTALS (a)												
DETAILS OF WRITE-INS												
3401.												
3402.												
3403.												
3498. Summary of remaining write-ins for Line 34 from overflow page												
3499. Totals (Lines 3401 thru 3403 plus 3498)(Line 34 above)												

(a) Finance and service charges not included in Lines 1 to 35 \$
(b) For health business on indicated lines report: Number of persons insured under PPO managed care products and number of persons insured under indemnity only products



ANNUAL STATEMENT FOR THE YEAR 2017 OF THE Bristol West Insurance Company

EXHIBIT OF PREMIUMS AND LOSSES (Statutory Page 14)

NAIC Group Code 0069 BUSINESS IN THE STATE OF District of Columbia DURING THE YEAR 2017 NAIC Company Code 19658

Line of Business	Gross Premiums, Including Policy and Membership Fees, Less Return Premiums and Premiums on Policies not Taken		3 Dividends Paid or Credited to Policyholders on Direct Business	4 Direct Unearned Premium Reserves	5 Direct Losses Paid (deducting salvage)	6 Direct Losses Incurred	7 Direct Losses Unpaid	8 Direct Defense and Cost Containment Expense Paid	9 Direct Defense and Cost Containment Expense Incurred	10 Direct Defense and Cost Containment Expense Unpaid	11 Commissions and Brokerage Expenses	12 Taxes, Licenses and Fees
	1 Direct Premiums Written	2 Direct Premiums Earned										
1. Fire												
2.1 Allied lines												
2.2 Multiple peril crop												
2.3 Federal flood												
2.4 Private crop												
2.5 Private flood												
3. Farmowners multiple peril												
4. Homeowners multiple peril												
5.1 Commercial multiple peril (non-liability portion)												
5.2 Commercial multiple peril (liability portion)												
6. Mortgage guaranty												
8. Ocean marine												
9. Inland marine												
10. Financial guaranty												
11. Medical professional liability												
12. Earthquake												
13. Group accident and health (b)												
14. Credit accident and health (group and individual)												
15.1 Collectively renewable accident and health (b)												
15.2 Non-cancelable accident and health(b)												
15.3 Guaranteed renewable accident and health(b)												
15.4 Non-renewable for stated reasons only (b)												
15.5 Other accident only												
15.6 Medicare Title XVIII exempt from state taxes or fees												
15.7 All other accident and health (b)												
15.8 Federal employees health benefits plan premium (b)												
16. Workers' compensation												
17.1 Other Liability - occurrence												
17.2 Other Liability - claims made												
17.3 Excess workers' compensation												
18. Products liability												
19.1 Private passenger auto no-fault (personal injury protection)												
19.2 Other private passenger auto liability												
19.3 Commercial auto no-fault (personal injury protection)												
19.4 Other commercial auto liability												
21.1 Private passenger auto physical damage												
21.2 Commercial auto physical damage												
22. Aircraft (all perils)												
23. Fidelity												
24. Surety												
26. Burglary and theft												
27. Boiler and machinery												
28. Credit												
30. Warranty												
34. Aggregate write-ins for other lines of business												
35. TOTALS (a)												
DETAILS OF WRITE-INS												
3401.												
3402.												
3403.												
3498. Summary of remaining write-ins for Line 34 from overflow page												
3499. Totals (Lines 3401 thru 3403 plus 3498)(Line 34 above)												

(a) Finance and service charges not included in Lines 1 to 35 \$

(b) For health business on indicated lines report: Number of persons insured under PPO managed care products and number of persons insured under indemnity only products



ANNUAL STATEMENT FOR THE YEAR 2017 OF THE Bristol West Insurance Company

EXHIBIT OF PREMIUMS AND LOSSES (Statutory Page 14)

NAIC Group Code 0069 BUSINESS IN THE STATE OF Florida DURING THE YEAR 2017 NAIC Company Code 19658

Line of Business	Gross Premiums, Including Policy and Membership Fees, Less Return Premiums and Premiums on Policies not Taken		3 Dividends Paid or Credited to Policyholders on Direct Business	4 Direct Unearned Premium Reserves	5 Direct Losses Paid (deducting salvage)	6 Direct Losses Incurred	7 Direct Losses Unpaid	8 Direct Defense and Cost Containment Expense Paid	9 Direct Defense and Cost Containment Expense Incurred	10 Direct Defense and Cost Containment Expense Unpaid	11 Commissions and Brokerage Expenses	12 Taxes, Licenses and Fees
	1 Direct Premiums Written	2 Direct Premiums Earned										
1. Fire												
2.1 Allied lines												
2.2 Multiple peril crop												
2.3 Federal flood												
2.4 Private crop												
2.5 Private flood												
3. Farmowners multiple peril												
4. Homeowners multiple peril												
5.1 Commercial multiple peril (non-liability portion)												
5.2 Commercial multiple peril (liability portion)												
6. Mortgage guaranty												
8. Ocean marine												
9. Inland marine												
10. Financial guaranty												
11. Medical professional liability												
12. Earthquake												
13. Group accident and health (b)												
14. Credit accident and health (group and individual)												
15.1 Collectively renewable accident and health (b)												
15.2 Non-cancelable accident and health(b)												
15.3 Guaranteed renewable accident and health(b)												
15.4 Non-renewable for stated reasons only (b)												
15.5 Other accident only												
15.6 Medicare Title XVIII exempt from state taxes or fees												
15.7 All other accident and health (b)												
15.8 Federal employees health benefits plan premium (b)												
16. Workers' compensation												
17.1 Other Liability - occurrence												
17.2 Other Liability - claims made												
17.3 Excess workers' compensation												
18. Products liability												
19.1 Private passenger auto no-fault (personal injury protection)	443,865	458,071		116,919	298,131	290,055	153,445	15,688	11,419	35,637	42,845	7,976
19.2 Other private passenger auto liability	631,197	649,840		155,756	536,199	470,789	405,999	12,987	8,764	40,750	57,130	11,559
19.3 Commercial auto no-fault (personal injury protection)												
19.4 Other commercial auto liability												
21.1 Private passenger auto physical damage	382,862	391,907		102,687	205,020	188,534	(3,482)	(1,089)	(1,210)	13	36,966	6,885
21.2 Commercial auto physical damage												
22. Aircraft (all perils)												
23. Fidelity												
24. Surety												
26. Burglary and theft												
27. Boiler and machinery												
28. Credit												
30. Warranty												
34. Aggregate write-ins for other lines of business												
35. TOTALS (a)	1,457,924	1,499,818		375,362	1,039,350	949,378	555,962	27,586	18,973	76,400	136,941	26,420
DETAILS OF WRITE-INS												
3401.												
3402.												
3403.												
3498. Summary of remaining write-ins for Line 34 from overflow page												
3499. Totals (Lines 3401 thru 3403 plus 3498)(Line 34 above)												

(a) Finance and service charges not included in Lines 1 to 35 \$ 60,032
(b) For health business on indicated lines report: Number of persons insured under PPO managed care products and number of persons insured under indemnity only products



ANNUAL STATEMENT FOR THE YEAR 2017 OF THE Bristol West Insurance Company

EXHIBIT OF PREMIUMS AND LOSSES (Statutory Page 14)

NAIC Group Code 0069 BUSINESS IN THE STATE OF Georgia DURING THE YEAR 2017 NAIC Company Code 19658

Line of Business	Gross Premiums, Including Policy and Membership Fees, Less Return Premiums and Premiums on Policies not Taken		3 Dividends Paid or Credited to Policyholders on Direct Business	4 Direct Unearned Premium Reserves	5 Direct Losses Paid (deducting salvage)	6 Direct Losses Incurred	7 Direct Losses Unpaid	8 Direct Defense and Cost Containment Expense Paid	9 Direct Defense and Cost Containment Expense Incurred	10 Direct Defense and Cost Containment Expense Unpaid	11 Commissions and Brokerage Expenses	12 Taxes, Licenses and Fees
	1 Direct Premiums Written	2 Direct Premiums Earned										
1. Fire												
2.1 Allied lines												
2.2 Multiple peril crop												
2.3 Federal flood												
2.4 Private crop												
2.5 Private flood												
3. Farmowners multiple peril												
4. Homeowners multiple peril												
5.1 Commercial multiple peril (non-liability portion)												
5.2 Commercial multiple peril (liability portion)												
6. Mortgage guaranty												
8. Ocean marine												
9. Inland marine												
10. Financial guaranty												
11. Medical professional liability												
12. Earthquake												
13. Group accident and health (b)												
14. Credit accident and health (group and individual)												
15.1 Collectively renewable accident and health (b)												
15.2 Non-cancelable accident and health(b)												
15.3 Guaranteed renewable accident and health(b)												
15.4 Non-renewable for stated reasons only (b)												
15.5 Other accident only												
15.6 Medicare Title XVIII exempt from state taxes or fees												
15.7 All other accident and health (b)												
15.8 Federal employees health benefits plan premium (b)												
16. Workers' compensation												
17.1 Other Liability - occurrence												
17.2 Other Liability - claims made												
17.3 Excess workers' compensation												
18. Products liability												
19.1 Private passenger auto no-fault (personal injury protection)												
19.2 Other private passenger auto liability	57,299	60,485		14,215	72,003	55,756	24,563	5,037	5,074	144	6,771	4,770
19.3 Commercial auto no-fault (personal injury protection)												
19.4 Other commercial auto liability												
21.1 Private passenger auto physical damage	41,072	41,747		10,714	20,382	17,941	(3,727)	(62)	(70)	22	5,085	3,344
21.2 Commercial auto physical damage												
22. Aircraft (all perils)												
23. Fidelity												
24. Surety												
26. Burglary and theft												
27. Boiler and machinery												
28. Credit												
30. Warranty												
34. Aggregate write-ins for other lines of business												
35. TOTALS (a)	98,371	102,232		24,929	92,385	73,697	20,836	4,975	5,004	166	11,856	8,114
DETAILS OF WRITE-INS												
3401.												
3402.												
3403.												
3498. Summary of remaining write-ins for Line 34 from overflow page												
3499. Totals (Lines 3401 thru 3403 plus 3498)(Line 34 above)												

(a) Finance and service charges not included in Lines 1 to 35 \$ 4,588

(b) For health business on indicated lines report: Number of persons insured under PPO managed care products and number of persons insured under indemnity only products



ANNUAL STATEMENT FOR THE YEAR 2017 OF THE Bristol West Insurance Company

EXHIBIT OF PREMIUMS AND LOSSES (Statutory Page 14)

NAIC Group Code 0069 BUSINESS IN THE STATE OF Hawaii DURING THE YEAR 2017 NAIC Company Code 19658

Line of Business	Gross Premiums, Including Policy and Membership Fees, Less Return Premiums and Premiums on Policies not Taken		3 Dividends Paid or Credited to Policyholders on Direct Business	4 Direct Unearned Premium Reserves	5 Direct Losses Paid (deducting salvage)	6 Direct Losses Incurred	7 Direct Losses Unpaid	8 Direct Defense and Cost Containment Expense Paid	9 Direct Defense and Cost Containment Expense Incurred	10 Direct Defense and Cost Containment Expense Unpaid	11 Commissions and Brokerage Expenses	12 Taxes, Licenses and Fees
	1 Direct Premiums Written	2 Direct Premiums Earned										
1. Fire												
2.1 Allied lines												
2.2 Multiple peril crop												
2.3 Federal flood												
2.4 Private crop												
2.5 Private flood												
3. Farmowners multiple peril												
4. Homeowners multiple peril												
5.1 Commercial multiple peril (non-liability portion)												
5.2 Commercial multiple peril (liability portion)												
6. Mortgage guaranty												
8. Ocean marine												
9. Inland marine												
10. Financial guaranty												
11. Medical professional liability												
12. Earthquake												
13. Group accident and health (b)												
14. Credit accident and health (group and individual)												
15.1 Collectively renewable accident and health (b)												
15.2 Non-cancelable accident and health(b)												
15.3 Guaranteed renewable accident and health(b)												
15.4 Non-renewable for stated reasons only (b)												
15.5 Other accident only												
15.6 Medicare Title XVIII exempt from state taxes or fees												
15.7 All other accident and health (b)												
15.8 Federal employees health benefits plan premium (b)												
16. Workers' compensation												
17.1 Other Liability - occurrence												
17.2 Other Liability - claims made												
17.3 Excess workers' compensation												
18. Products liability												
19.1 Private passenger auto no-fault (personal injury protection)												
19.2 Other private passenger auto liability												
19.3 Commercial auto no-fault (personal injury protection)												
19.4 Other commercial auto liability												
21.1 Private passenger auto physical damage												
21.2 Commercial auto physical damage												
22. Aircraft (all perils)												
23. Fidelity												
24. Surety												
26. Burglary and theft												
27. Boiler and machinery												
28. Credit												
30. Warranty												
34. Aggregate write-ins for other lines of business												
35. TOTALS (a)												
DETAILS OF WRITE-INS												
3401.												
3402.												
3403.												
3498. Summary of remaining write-ins for Line 34 from overflow page												
3499. Totals (Lines 3401 thru 3403 plus 3498)(Line 34 above)												

(a) Finance and service charges not included in Lines 1 to 35 \$
(b) For health business on indicated lines report: Number of persons insured under PPO managed care products and number of persons insured under indemnity only products



ANNUAL STATEMENT FOR THE YEAR 2017 OF THE Bristol West Insurance Company

EXHIBIT OF PREMIUMS AND LOSSES (Statutory Page 14)

NAIC Group Code 0069 BUSINESS IN THE STATE OF Idaho DURING THE YEAR 2017 NAIC Company Code 19658

Line of Business	Gross Premiums, Including Policy and Membership Fees, Less Return Premiums and Premiums on Policies not Taken		3 Dividends Paid or Credited to Policyholders on Direct Business	4 Direct Unearned Premium Reserves	5 Direct Losses Paid (deducting salvage)	6 Direct Losses Incurred	7 Direct Losses Unpaid	8 Direct Defense and Cost Containment Expense Paid	9 Direct Defense and Cost Containment Expense Incurred	10 Direct Defense and Cost Containment Expense Unpaid	11 Commissions and Brokerage Expenses	12 Taxes, Licenses and Fees
	1 Direct Premiums Written	2 Direct Premiums Earned										
1. Fire												
2.1 Allied lines												
2.2 Multiple peril crop												
2.3 Federal flood												
2.4 Private crop												
2.5 Private flood												
3. Farmowners multiple peril												
4. Homeowners multiple peril												
5.1 Commercial multiple peril (non-liability portion)												
5.2 Commercial multiple peril (liability portion)												
6. Mortgage guaranty												
8. Ocean marine												
9. Inland marine												
10. Financial guaranty												
11. Medical professional liability												
12. Earthquake												
13. Group accident and health (b)												
14. Credit accident and health (group and individual)												
15.1 Collectively renewable accident and health (b)												
15.2 Non-cancelable accident and health(b)												
15.3 Guaranteed renewable accident and health(b)												
15.4 Non-renewable for stated reasons only (b)												
15.5 Other accident only												
15.6 Medicare Title XVIII exempt from state taxes or fees												
15.7 All other accident and health (b)												
15.8 Federal employees health benefits plan premium (b)												
16. Workers' compensation												
17.1 Other Liability - occurrence												
17.2 Other Liability - claims made												
17.3 Excess workers' compensation												
18. Products liability												
19.1 Private passenger auto no-fault (personal injury protection)												
19.2 Other private passenger auto liability	2,761,668	2,706,224		678,254	1,350,396	1,249,165	892,067	10,198	16,695	76,637	269,601	48,348
19.3 Commercial auto no-fault (personal injury protection)												
19.4 Other commercial auto liability												
21.1 Private passenger auto physical damage	1,005,917	950,750		279,630	362,333	343,890	55,982	790	820	1,161	103,484	17,050
21.2 Commercial auto physical damage												
22. Aircraft (all perils)												
23. Fidelity												
24. Surety												
26. Burglary and theft												
27. Boiler and machinery												
28. Credit												
30. Warranty												
34. Aggregate write-ins for other lines of business												
35. TOTALS (a)	3,767,585	3,656,974		957,884	1,712,729	1,593,055	948,049	10,988	17,515	77,798	373,085	65,398
DETAILS OF WRITE-INS												
3401.												
3402.												
3403.												
3498. Summary of remaining write-ins for Line 34 from overflow page												
3499. Totals (Lines 3401 thru 3403 plus 3498)(Line 34 above)												

(a) Finance and service charges not included in Lines 1 to 35 \$213,653

(b) For health business on indicated lines report: Number of persons insured under PPO managed care products and number of persons insured under indemnity only products

19.ID



ANNUAL STATEMENT FOR THE YEAR 2017 OF THE Bristol West Insurance Company

EXHIBIT OF PREMIUMS AND LOSSES (Statutory Page 14)

NAIC Group Code 0069 BUSINESS IN THE STATE OF Illinois DURING THE YEAR 2017 NAIC Company Code 19658

Line of Business	Gross Premiums, Including Policy and Membership Fees, Less Return Premiums and Premiums on Policies not Taken		3 Dividends Paid or Credited to Policyholders on Direct Business	4 Direct Unearned Premium Reserves	5 Direct Losses Paid (deducting salvage)	6 Direct Losses Incurred	7 Direct Losses Unpaid	8 Direct Defense and Cost Containment Expense Paid	9 Direct Defense and Cost Containment Expense Incurred	10 Direct Defense and Cost Containment Expense Unpaid	11 Commissions and Brokerage Expenses	12 Taxes, Licenses and Fees
	1 Direct Premiums Written	2 Direct Premiums Earned										
1. Fire												
2.1 Allied lines												
2.2 Multiple peril crop												
2.3 Federal flood												
2.4 Private crop												
2.5 Private flood												
3. Farmowners multiple peril												
4. Homeowners multiple peril												
5.1 Commercial multiple peril (non-liability portion)												
5.2 Commercial multiple peril (liability portion)												
6. Mortgage guaranty												
8. Ocean marine												
9. Inland marine												
10. Financial guaranty												
11. Medical professional liability												
12. Earthquake												
13. Group accident and health (b)												
14. Credit accident and health (group and individual)												
15.1 Collectively renewable accident and health (b)												
15.2 Non-cancelable accident and health(b)												
15.3 Guaranteed renewable accident and health(b)												
15.4 Non-renewable for stated reasons only (b)												
15.5 Other accident only												
15.6 Medicare Title XVIII exempt from state taxes or fees												
15.7 All other accident and health (b)												
15.8 Federal employees health benefits plan premium (b)												
16. Workers' compensation												
17.1 Other Liability - occurrence												
17.2 Other Liability - claims made												
17.3 Excess workers' compensation												
18. Products liability												
19.1 Private passenger auto no-fault (personal injury protection)												
19.2 Other private passenger auto liability	21,456,158	20,610,091		5,852,832	11,763,904	12,477,335	10,366,176	240,357	256,995	576,146	1,954,772	342,004
19.3 Commercial auto no-fault (personal injury protection)												
19.4 Other commercial auto liability												
21.1 Private passenger auto physical damage	11,488,347	11,160,454		3,148,560	6,436,917	6,485,498	408,518	5,310	6,222	7,506	1,062,982	182,073
21.2 Commercial auto physical damage												
22. Aircraft (all perils)												
23. Fidelity												
24. Surety												
26. Burglary and theft												
27. Boiler and machinery												
28. Credit												
30. Warranty												
34. Aggregate write-ins for other lines of business												
35. TOTALS (a)	32,944,505	31,770,545		9,001,392	18,200,821	18,962,833	10,774,694	245,667	263,217	583,652	3,017,754	524,077
DETAILS OF WRITE-INS												
3401.												
3402.												
3403.												
3498. Summary of remaining write-ins for Line 34 from overflow page												
3499. Totals (Lines 3401 thru 3403 plus 3498)(Line 34 above)												

(a) Finance and service charges not included in Lines 1 to 35 \$ 1,528,025

(b) For health business on indicated lines report: Number of persons insured under PPO managed care products and number of persons insured under indemnity only products



ANNUAL STATEMENT FOR THE YEAR 2017 OF THE Bristol West Insurance Company

EXHIBIT OF PREMIUMS AND LOSSES (Statutory Page 14)

NAIC Group Code 0069 BUSINESS IN THE STATE OF Indiana DURING THE YEAR 2017 NAIC Company Code 19658

Line of Business	Gross Premiums, Including Policy and Membership Fees, Less Return Premiums and Premiums on Policies not Taken		3 Dividends Paid or Credited to Policyholders on Direct Business	4 Direct Unearned Premium Reserves	5 Direct Losses Paid (deducting salvage)	6 Direct Losses Incurred	7 Direct Losses Unpaid	8 Direct Defense and Cost Containment Expense Paid	9 Direct Defense and Cost Containment Expense Incurred	10 Direct Defense and Cost Containment Expense Unpaid	11 Commissions and Brokerage Expenses	12 Taxes, Licenses and Fees
	1 Direct Premiums Written	2 Direct Premiums Earned										
1. Fire												
2.1 Allied lines												
2.2 Multiple peril crop												
2.3 Federal flood												
2.4 Private crop												
2.5 Private flood												
3. Farmowners multiple peril												
4. Homeowners multiple peril												
5.1 Commercial multiple peril (non-liability portion)												
5.2 Commercial multiple peril (liability portion)												
6. Mortgage guaranty												
8. Ocean marine												
9. Inland marine												
10. Financial guaranty												
11. Medical professional liability												
12. Earthquake												
13. Group accident and health (b)												
14. Credit accident and health (group and individual)												
15.1 Collectively renewable accident and health (b)												
15.2 Non-cancelable accident and health(b)												
15.3 Guaranteed renewable accident and health(b)												
15.4 Non-renewable for stated reasons only (b)												
15.5 Other accident only												
15.6 Medicare Title XVIII exempt from state taxes or fees												
15.7 All other accident and health (b)												
15.8 Federal employees health benefits plan premium (b)												
16. Workers' compensation												
17.1 Other Liability - occurrence												
17.2 Other Liability - claims made												
17.3 Excess workers' compensation												
18. Products liability												
19.1 Private passenger auto no-fault (personal injury protection)												
19.2 Other private passenger auto liability	10,157,139	9,614,020		2,713,116	6,293,818	7,695,379	5,639,556	274,260	352,755	544,103	880,512	160,398
19.3 Commercial auto no-fault (personal injury protection)												
19.4 Other commercial auto liability												
21.1 Private passenger auto physical damage	5,101,094	4,896,094		1,432,888	2,630,599	2,731,438	324,048	1,112	793	693	458,963	78,346
21.2 Commercial auto physical damage												
22. Aircraft (all perils)												
23. Fidelity												
24. Surety												
26. Burglary and theft												
27. Boiler and machinery												
28. Credit												
30. Warranty												
34. Aggregate write-ins for other lines of business												
35. TOTALS (a)	15,258,233	14,510,114		4,146,004	8,924,417	10,426,817	5,963,604	275,372	353,548	544,796	1,339,475	238,744
DETAILS OF WRITE-INS												
3401.												
3402.												
3403.												
3498. Summary of remaining write-ins for Line 34 from overflow page												
3499. Totals (Lines 3401 thru 3403 plus 3498)(Line 34 above)												

(a) Finance and service charges not included in Lines 1 to 35 \$ 1,085,493

(b) For health business on indicated lines report: Number of persons insured under PPO managed care products and number of persons insured under indemnity only products



ANNUAL STATEMENT FOR THE YEAR 2017 OF THE Bristol West Insurance Company

EXHIBIT OF PREMIUMS AND LOSSES (Statutory Page 14)

NAIC Group Code 0069 BUSINESS IN THE STATE OF Iowa DURING THE YEAR 2017 NAIC Company Code 19658

Line of Business	Gross Premiums, Including Policy and Membership Fees, Less Return Premiums and Premiums on Policies not Taken		3 Dividends Paid or Credited to Policyholders on Direct Business	4 Direct Unearned Premium Reserves	5 Direct Losses Paid (deducting salvage)	6 Direct Losses Incurred	7 Direct Losses Unpaid	8 Direct Defense and Cost Containment Expense Paid	9 Direct Defense and Cost Containment Expense Incurred	10 Direct Defense and Cost Containment Expense Unpaid	11 Commissions and Brokerage Expenses	12 Taxes, Licenses and Fees
	1 Direct Premiums Written	2 Direct Premiums Earned										
1. Fire												
2.1 Allied lines												
2.2 Multiple peril crop												
2.3 Federal flood												
2.4 Private crop												
2.5 Private flood												
3. Farmowners multiple peril												
4. Homeowners multiple peril												
5.1 Commercial multiple peril (non-liability portion)												
5.2 Commercial multiple peril (liability portion)												
6. Mortgage guaranty												
8. Ocean marine												
9. Inland marine												
10. Financial guaranty												
11. Medical professional liability												
12. Earthquake												
13. Group accident and health (b)												
14. Credit accident and health (group and individual)												
15.1 Collectively renewable accident and health (b)												
15.2 Non-cancelable accident and health(b)												
15.3 Guaranteed renewable accident and health(b)												
15.4 Non-renewable for stated reasons only (b)												
15.5 Other accident only												
15.6 Medicare Title XVIII exempt from state taxes or fees												
15.7 All other accident and health (b)												
15.8 Federal employees health benefits plan premium (b)												
16. Workers' compensation												
17.1 Other Liability - occurrence												
17.2 Other Liability - claims made												
17.3 Excess workers' compensation												
18. Products liability												
19.1 Private passenger auto no-fault (personal injury protection)												
19.2 Other private passenger auto liability	2,052,252	1,956,881		562,365	1,119,864	1,187,098	1,071,805	8,931	6,196	39,558	198,277	61,029
19.3 Commercial auto no-fault (personal injury protection)												
19.4 Other commercial auto liability												
21.1 Private passenger auto physical damage	887,867	820,614		270,314	533,903	551,465	47,813		7	34	86,881	25,849
21.2 Commercial auto physical damage												
22. Aircraft (all perils)												
23. Fidelity												
24. Surety												
26. Burglary and theft												
27. Boiler and machinery												
28. Credit												
30. Warranty												
34. Aggregate write-ins for other lines of business												
35. TOTALS (a)	2,940,119	2,777,495		832,679	1,653,767	1,738,563	1,119,618	8,931	6,203	39,592	285,158	86,878
DETAILS OF WRITE-INS												
3401.												
3402.												
3403.												
3498. Summary of remaining write-ins for Line 34 from overflow page												
3499. Totals (Lines 3401 thru 3403 plus 3498)(Line 34 above)												

(a) Finance and service charges not included in Lines 1 to 35 \$ 191,825

(b) For health business on indicated lines report: Number of persons insured under PPO managed care products and number of persons insured under indemnity only products .



ANNUAL STATEMENT FOR THE YEAR 2017 OF THE Bristol West Insurance Company

EXHIBIT OF PREMIUMS AND LOSSES (Statutory Page 14)

NAIC Group Code 0069 BUSINESS IN THE STATE OF Kansas DURING THE YEAR 2017 NAIC Company Code 19658

Line of Business	Gross Premiums, Including Policy and Membership Fees, Less Return Premiums and Premiums on Policies not Taken		3 Dividends Paid or Credited to Policyholders on Direct Business	4 Direct Unearned Premium Reserves	5 Direct Losses Paid (deducting salvage)	6 Direct Losses Incurred	7 Direct Losses Unpaid	8 Direct Defense and Cost Containment Expense Paid	9 Direct Defense and Cost Containment Expense Incurred	10 Direct Defense and Cost Containment Expense Unpaid	11 Commissions and Brokerage Expenses	12 Taxes, Licenses and Fees
	1 Direct Premiums Written	2 Direct Premiums Earned										
1. Fire												
2.1 Allied lines												
2.2 Multiple peril crop												
2.3 Federal flood												
2.4 Private crop												
2.5 Private flood												
3. Farmowners multiple peril												
4. Homeowners multiple peril												
5.1 Commercial multiple peril (non-liability portion)												
5.2 Commercial multiple peril (liability portion)												
6. Mortgage guaranty												
8. Ocean marine												
9. Inland marine												
10. Financial guaranty												
11. Medical professional liability												
12. Earthquake												
13. Group accident and health (b)												
14. Credit accident and health (group and individual)												
15.1 Collectively renewable accident and health (b)												
15.2 Non-cancelable accident and health(b)												
15.3 Guaranteed renewable accident and health(b)												
15.4 Non-renewable for stated reasons only (b)												
15.5 Other accident only												
15.6 Medicare Title XVIII exempt from state taxes or fees												
15.7 All other accident and health (b)												
15.8 Federal employees health benefits plan premium (b)												
16. Workers' compensation												
17.1 Other Liability - occurrence												
17.2 Other Liability - claims made												
17.3 Excess workers' compensation												
18. Products liability												
19.1 Private passenger auto no-fault (personal injury protection)	961,640	951,339		306,953	472,704	448,188	18,085	6,671	6,746	2,706	101,607	14,226
19.2 Other private passenger auto liability	6,074,837	5,830,714		1,907,201	3,023,649	3,070,349	2,509,288	45,457	46,169	37,432	638,070	99,508
19.3 Commercial auto no-fault (personal injury protection)												
19.4 Other commercial auto liability												
21.1 Private passenger auto physical damage	2,751,945	2,625,187		911,778	1,247,951	1,220,489	71,020	2,275	2,969	797	288,812	42,081
21.2 Commercial auto physical damage												
22. Aircraft (all perils)												
23. Fidelity												
24. Surety												
26. Burglary and theft												
27. Boiler and machinery												
28. Credit												
30. Warranty												
34. Aggregate write-ins for other lines of business												
35. TOTALS (a)	9,788,422	9,407,240		3,125,932	4,744,304	4,739,026	2,598,393	54,403	55,884	40,935	1,028,489	155,815
DETAILS OF WRITE-INS												
3401.												
3402.												
3403.												
3498. Summary of remaining write-ins for Line 34 from overflow page												
3499. Totals (Lines 3401 thru 3403 plus 3498)(Line 34 above)												

(a) Finance and service charges not included in Lines 1 to 35 \$ 923,797

(b) For health business on indicated lines report: Number of persons insured under PPO managed care products and number of persons insured under indemnity only products



ANNUAL STATEMENT FOR THE YEAR 2017 OF THE Bristol West Insurance Company

EXHIBIT OF PREMIUMS AND LOSSES (Statutory Page 14)

NAIC Group Code 0069 BUSINESS IN THE STATE OF Kentucky DURING THE YEAR 2017 NAIC Company Code 19658

Line of Business	Gross Premiums, Including Policy and Membership Fees, Less Return Premiums and Premiums on Policies not Taken		3 Dividends Paid or Credited to Policyholders on Direct Business	4 Direct Unearned Premium Reserves	5 Direct Losses Paid (deducting salvage)	6 Direct Losses Incurred	7 Direct Losses Unpaid	8 Direct Defense and Cost Containment Expense Paid	9 Direct Defense and Cost Containment Expense Incurred	10 Direct Defense and Cost Containment Expense Unpaid	11 Commissions and Brokerage Expenses	12 Taxes, Licenses and Fees
	1 Direct Premiums Written	2 Direct Premiums Earned										
1. Fire												
2.1 Allied lines												
2.2 Multiple peril crop												
2.3 Federal flood												
2.4 Private crop												
2.5 Private flood												
3. Farmowners multiple peril												
4. Homeowners multiple peril												
5.1 Commercial multiple peril (non-liability portion)												
5.2 Commercial multiple peril (liability portion)												
6. Mortgage guaranty												
8. Ocean marine												
9. Inland marine												
10. Financial guaranty												
11. Medical professional liability												
12. Earthquake												
13. Group accident and health (b)												
14. Credit accident and health (group and individual)												
15.1 Collectively renewable accident and health (b)												
15.2 Non-cancelable accident and health(b)												
15.3 Guaranteed renewable accident and health(b)												
15.4 Non-renewable for stated reasons only (b)												
15.5 Other accident only												
15.6 Medicare Title XVIII exempt from state taxes or fees												
15.7 All other accident and health (b)												
15.8 Federal employees health benefits plan premium (b)												
16. Workers' compensation												
17.1 Other Liability - occurrence												
17.2 Other Liability - claims made												
17.3 Excess workers' compensation												
18. Products liability												
19.1 Private passenger auto no-fault (personal injury protection)	669,649	751,907		147,053	509,559	467,833	(201,212)	205	(1,081)	3,587	63,255	21,053
19.2 Other private passenger auto liability	3,002,787	3,199,475		681,508	2,277,325	1,497,554	1,880,178	52,549	43,136	54,518	283,906	95,069
19.3 Commercial auto no-fault (personal injury protection)												
19.4 Other commercial auto liability												
21.1 Private passenger auto physical damage	1,064,200	1,149,549		232,665	594,320	566,656	28,438	860	(3)	356	101,631	33,426
21.2 Commercial auto physical damage												
22. Aircraft (all perils)												
23. Fidelity												
24. Surety												
26. Burglary and theft												
27. Boiler and machinery												
28. Credit												
30. Warranty												
34. Aggregate write-ins for other lines of business												
35. TOTALS (a)	4,736,636	5,100,931		1,061,226	3,381,204	2,532,043	1,707,404	53,614	42,052	58,461	448,792	149,548
DETAILS OF WRITE-INS												
3401.												
3402.												
3403.												
3498. Summary of remaining write-ins for Line 34 from overflow page												
3499. Totals (Lines 3401 thru 3403 plus 3498)(Line 34 above)												

(a) Finance and service charges not included in Lines 1 to 35 \$279,087

(b) For health business on indicated lines report: Number of persons insured under PPO managed care products and number of persons insured under indemnity only products



ANNUAL STATEMENT FOR THE YEAR 2017 OF THE Bristol West Insurance Company

EXHIBIT OF PREMIUMS AND LOSSES (Statutory Page 14)

NAIC Group Code 0069 BUSINESS IN THE STATE OF Louisiana DURING THE YEAR 2017 NAIC Company Code 19658

Line of Business	Gross Premiums, Including Policy and Membership Fees, Less Return Premiums and Premiums on Policies not Taken		3 Dividends Paid or Credited to Policyholders on Direct Business	4 Direct Unearned Premium Reserves	5 Direct Losses Paid (deducting salvage)	6 Direct Losses Incurred	7 Direct Losses Unpaid	8 Direct Defense and Cost Containment Expense Paid	9 Direct Defense and Cost Containment Expense Incurred	10 Direct Defense and Cost Containment Expense Unpaid	11 Commissions and Brokerage Expenses	12 Taxes, Licenses and Fees
	1 Direct Premiums Written	2 Direct Premiums Earned										
1. Fire												
2.1 Allied lines												
2.2 Multiple peril crop												
2.3 Federal flood												
2.4 Private crop												
2.5 Private flood												
3. Farmowners multiple peril												
4. Homeowners multiple peril												
5.1 Commercial multiple peril (non-liability portion)												
5.2 Commercial multiple peril (liability portion)												
6. Mortgage guaranty												
8. Ocean marine												
9. Inland marine												
10. Financial guaranty												
11. Medical professional liability												
12. Earthquake												
13. Group accident and health (b)												
14. Credit accident and health (group and individual)												
15.1 Collectively renewable accident and health (b)												
15.2 Non-cancelable accident and health(b)												
15.3 Guaranteed renewable accident and health(b)												
15.4 Non-renewable for stated reasons only (b)												
15.5 Other accident only												
15.6 Medicare Title XVIII exempt from state taxes or fees												
15.7 All other accident and health (b)												
15.8 Federal employees health benefits plan premium (b)												
16. Workers' compensation												
17.1 Other Liability - occurrence												
17.2 Other Liability - claims made												
17.3 Excess workers' compensation												
18. Products liability												
19.1 Private passenger auto no-fault (personal injury protection)												
19.2 Other private passenger auto liability												
19.3 Commercial auto no-fault (personal injury protection)												
19.4 Other commercial auto liability												
21.1 Private passenger auto physical damage												
21.2 Commercial auto physical damage												
22. Aircraft (all perils)												
23. Fidelity												
24. Surety												
26. Burglary and theft												
27. Boiler and machinery												
28. Credit												
30. Warranty												
34. Aggregate write-ins for other lines of business												
35. TOTALS (a)												
DETAILS OF WRITE-INS												
3401.												
3402.												
3403.												
3498. Summary of remaining write-ins for Line 34 from overflow page												
3499. Totals (Lines 3401 thru 3403 plus 3498)(Line 34 above)												

(a) Finance and service charges not included in Lines 1 to 35 \$
(b) For health business on indicated lines report: Number of persons insured under PPO managed care products and number of persons insured under indemnity only products



ANNUAL STATEMENT FOR THE YEAR 2017 OF THE Bristol West Insurance Company

EXHIBIT OF PREMIUMS AND LOSSES (Statutory Page 14)

NAIC Group Code 0069 BUSINESS IN THE STATE OF Maine DURING THE YEAR 2017 NAIC Company Code 19658

Line of Business	Gross Premiums, Including Policy and Membership Fees, Less Return Premiums and Premiums on Policies not Taken		3 Dividends Paid or Credited to Policyholders on Direct Business	4 Direct Unearned Premium Reserves	5 Direct Losses Paid (deducting salvage)	6 Direct Losses Incurred	7 Direct Losses Unpaid	8 Direct Defense and Cost Containment Expense Paid	9 Direct Defense and Cost Containment Expense Incurred	10 Direct Defense and Cost Containment Expense Unpaid	11 Commissions and Brokerage Expenses	12 Taxes, Licenses and Fees
	1 Direct Premiums Written	2 Direct Premiums Earned										
1. Fire												
2.1 Allied lines												
2.2 Multiple peril crop												
2.3 Federal flood												
2.4 Private crop												
2.5 Private flood												
3. Farmowners multiple peril												
4. Homeowners multiple peril												
5.1 Commercial multiple peril (non-liability portion)												
5.2 Commercial multiple peril (liability portion)												
6. Mortgage guaranty												
8. Ocean marine												
9. Inland marine												
10. Financial guaranty												
11. Medical professional liability												
12. Earthquake												
13. Group accident and health (b)												
14. Credit accident and health (group and individual)												
15.1 Collectively renewable accident and health (b)												
15.2 Non-cancelable accident and health(b)												
15.3 Guaranteed renewable accident and health(b)												
15.4 Non-renewable for stated reasons only (b)												
15.5 Other accident only												
15.6 Medicare Title XVIII exempt from state taxes or fees												
15.7 All other accident and health (b)												
15.8 Federal employees health benefits plan premium (b)												
16. Workers' compensation												
17.1 Other Liability - occurrence												
17.2 Other Liability - claims made												
17.3 Excess workers' compensation												
18. Products liability												
19.1 Private passenger auto no-fault (personal injury protection)												
19.2 Other private passenger auto liability	2,006,623	1,979,106		615,224	1,452,251	1,318,412	919,056	19,632	(731)	19,826	185,635	51,810
19.3 Commercial auto no-fault (personal injury protection)												
19.4 Other commercial auto liability												
21.1 Private passenger auto physical damage	836,096	786,216		266,872	599,955	607,843	77,930		15	57	72,296	21,153
21.2 Commercial auto physical damage												
22. Aircraft (all perils)												
23. Fidelity												
24. Surety												
26. Burglary and theft												
27. Boiler and machinery												
28. Credit												
30. Warranty												
34. Aggregate write-ins for other lines of business												
35. TOTALS (a)	2,842,719	2,765,322		882,096	2,052,206	1,926,255	996,986	19,632	(716)	19,883	257,931	72,963
DETAILS OF WRITE-INS												
3401.												
3402.												
3403.												
3498. Summary of remaining write-ins for Line 34 from overflow page												
3499. Totals (Lines 3401 thru 3403 plus 3498)(Line 34 above)												

(a) Finance and service charges not included in Lines 1 to 35 \$ 166,303

(b) For health business on indicated lines report: Number of persons insured under PPO managed care products and number of persons insured under indemnity only products .



ANNUAL STATEMENT FOR THE YEAR 2017 OF THE Bristol West Insurance Company

EXHIBIT OF PREMIUMS AND LOSSES (Statutory Page 14)

NAIC Group Code 0069 BUSINESS IN THE STATE OF Maryland DURING THE YEAR 2017 NAIC Company Code 19658

Line of Business	Gross Premiums, Including Policy and Membership Fees, Less Return Premiums and Premiums on Policies not Taken		3 Dividends Paid or Credited to Policyholders on Direct Business	4 Direct Unearned Premium Reserves	5 Direct Losses Paid (deducting salvage)	6 Direct Losses Incurred	7 Direct Losses Unpaid	8 Direct Defense and Cost Containment Expense Paid	9 Direct Defense and Cost Containment Expense Incurred	10 Direct Defense and Cost Containment Expense Unpaid	11 Commissions and Brokerage Expenses	12 Taxes, Licenses and Fees
	1 Direct Premiums Written	2 Direct Premiums Earned										
1. Fire												
2.1 Allied lines												
2.2 Multiple peril crop												
2.3 Federal flood												
2.4 Private crop												
2.5 Private flood												
3. Farmowners multiple peril												
4. Homeowners multiple peril												
5.1 Commercial multiple peril (non-liability portion)												
5.2 Commercial multiple peril (liability portion)												
6. Mortgage guaranty												
8. Ocean marine												
9. Inland marine												
10. Financial guaranty												
11. Medical professional liability												
12. Earthquake												
13. Group accident and health (b)												
14. Credit accident and health (group and individual)												
15.1 Collectively renewable accident and health (b)												
15.2 Non-cancelable accident and health(b)												
15.3 Guaranteed renewable accident and health(b)												
15.4 Non-renewable for stated reasons only (b)												
15.5 Other accident only												
15.6 Medicare Title XVIII exempt from state taxes or fees												
15.7 All other accident and health (b)												
15.8 Federal employees health benefits plan premium (b)												
16. Workers' compensation												
17.1 Other Liability - occurrence												
17.2 Other Liability - claims made												
17.3 Excess workers' compensation												
18. Products liability												
19.1 Private passenger auto no-fault (personal injury protection)												
19.2 Other private passenger auto liability												
19.3 Commercial auto no-fault (personal injury protection)												
19.4 Other commercial auto liability												
21.1 Private passenger auto physical damage												
21.2 Commercial auto physical damage												
22. Aircraft (all perils)												
23. Fidelity												
24. Surety												
26. Burglary and theft												
27. Boiler and machinery												
28. Credit												
30. Warranty												
34. Aggregate write-ins for other lines of business												
35. TOTALS (a)												
DETAILS OF WRITE-INS												
3401.												
3402.												
3403.												
3498. Summary of remaining write-ins for Line 34 from overflow page												
3499. Totals (Lines 3401 thru 3403 plus 3498)(Line 34 above)												

(a) Finance and service charges not included in Lines 1 to 35 \$

(b) For health business on indicated lines report: Number of persons insured under PPO managed care products and number of persons insured under indemnity only products



ANNUAL STATEMENT FOR THE YEAR 2017 OF THE Bristol West Insurance Company

EXHIBIT OF PREMIUMS AND LOSSES (Statutory Page 14)

NAIC Group Code 0069 BUSINESS IN THE STATE OF Michigan DURING THE YEAR 2017 NAIC Company Code 19658

Line of Business	Gross Premiums, Including Policy and Membership Fees, Less Return Premiums and Premiums on Policies not Taken		3 Dividends Paid or Credited to Policyholders on Direct Business	4 Direct Unearned Premium Reserves	5 Direct Losses Paid (deducting salvage)	6 Direct Losses Incurred	7 Direct Losses Unpaid	8 Direct Defense and Cost Containment Expense Paid	9 Direct Defense and Cost Containment Expense Incurred	10 Direct Defense and Cost Containment Expense Unpaid	11 Commissions and Brokerage Expenses	12 Taxes, Licenses and Fees
	1 Direct Premiums Written	2 Direct Premiums Earned										
1. Fire												
2.1 Allied lines												
2.2 Multiple peril crop												
2.3 Federal flood												
2.4 Private crop												
2.5 Private flood												
3. Farmowners multiple peril												
4. Homeowners multiple peril												
5.1 Commercial multiple peril (non-liability portion)												
5.2 Commercial multiple peril (liability portion)												
6. Mortgage guaranty												
8. Ocean marine												
9. Inland marine												
10. Financial guaranty												
11. Medical professional liability												
12. Earthquake												
13. Group accident and health (b)												
14. Credit accident and health (group and individual)												
15.1 Collectively renewable accident and health (b)												
15.2 Non-cancelable accident and health(b)												
15.3 Guaranteed renewable accident and health(b)												
15.4 Non-renewable for stated reasons only (b)												
15.5 Other accident only												
15.6 Medicare Title XVIII exempt from state taxes or fees												
15.7 All other accident and health (b)												
15.8 Federal employees health benefits plan premium (b)												
16. Workers' compensation												
17.1 Other Liability - occurrence												
17.2 Other Liability - claims made												
17.3 Excess workers' compensation												
18. Products liability												
19.1 Private passenger auto no-fault (personal injury protection)	(29,275)	412,455			5,820,006	5,987,506	7,615,868	129,962	(33,901)	223,388	(1,310)	(901)
19.2 Other private passenger auto liability	(7,184)	109,573			51,652	43,524	250,789	28,357	17,642	20,882	(429)	(177)
19.3 Commercial auto no-fault (personal injury protection)												
19.4 Other commercial auto liability												
21.1 Private passenger auto physical damage	(13,791)	234,104			113,686	72,537	(105)		(98)	108	(941)	(392)
21.2 Commercial auto physical damage												
22. Aircraft (all perils)												
23. Fidelity												
24. Surety												
26. Burglary and theft												
27. Boiler and machinery												
28. Credit												
30. Warranty												
34. Aggregate write-ins for other lines of business												
35. TOTALS (a)	(50,250)	756,132			5,985,344	6,103,567	7,866,552	158,319	(16,357)	244,378	(2,680)	(1,470)
DETAILS OF WRITE-INS												
3401.												
3402.												
3403.												
3498. Summary of remaining write-ins for Line 34 from overflow page												
3499. Totals (Lines 3401 thru 3403 plus 3498)(Line 34 above)												

(a) Finance and service charges not included in Lines 1 to 35 \$ 22,522

(b) For health business on indicated lines report: Number of persons insured under PPO managed care products and number of persons insured under indemnity only products



ANNUAL STATEMENT FOR THE YEAR 2017 OF THE Bristol West Insurance Company

EXHIBIT OF PREMIUMS AND LOSSES (Statutory Page 14)

NAIC Group Code 0069 BUSINESS IN THE STATE OF Missouri DURING THE YEAR 2017 NAIC Company Code 19658

Line of Business	Gross Premiums, Including Policy and Membership Fees, Less Return Premiums and Premiums on Policies not Taken		3 Dividends Paid or Credited to Policyholders on Direct Business	4 Direct Unearned Premium Reserves	5 Direct Losses Paid (deducting salvage)	6 Direct Losses Incurred	7 Direct Losses Unpaid	8 Direct Defense and Cost Containment Expense Paid	9 Direct Defense and Cost Containment Expense Incurred	10 Direct Defense and Cost Containment Expense Unpaid	11 Commissions and Brokerage Expenses	12 Taxes, Licenses and Fees
	1 Direct Premiums Written	2 Direct Premiums Earned										
1. Fire												
2.1 Allied lines												
2.2 Multiple peril crop												
2.3 Federal flood												
2.4 Private crop												
2.5 Private flood												
3. Farmowners multiple peril												
4. Homeowners multiple peril												
5.1 Commercial multiple peril (non-liability portion)												
5.2 Commercial multiple peril (liability portion)												
6. Mortgage guaranty												
8. Ocean marine												
9. Inland marine												
10. Financial guaranty												
11. Medical professional liability												
12. Earthquake												
13. Group accident and health (b)												
14. Credit accident and health (group and individual)												
15.1 Collectively renewable accident and health (b)												
15.2 Non-cancelable accident and health(b)												
15.3 Guaranteed renewable accident and health(b)												
15.4 Non-renewable for stated reasons only (b)												
15.5 Other accident only												
15.6 Medicare Title XVIII exempt from state taxes or fees												
15.7 All other accident and health (b)												
15.8 Federal employees health benefits plan premium (b)												
16. Workers' compensation												
17.1 Other Liability - occurrence												
17.2 Other Liability - claims made												
17.3 Excess workers' compensation												
18. Products liability												
19.1 Private passenger auto no-fault (personal injury protection)												
19.2 Other private passenger auto liability	12,944,772	12,595,443		3,428,708	8,204,778	8,822,423	7,363,243	365,622	398,677	287,894	1,227,180	280,032
19.3 Commercial auto no-fault (personal injury protection)												
19.4 Other commercial auto liability												
21.1 Private passenger auto physical damage	3,678,569	3,582,730		967,383	2,320,586	2,290,352	195,843	2,671	3,460	1,534	327,753	78,830
21.2 Commercial auto physical damage												
22. Aircraft (all perils)												
23. Fidelity												
24. Surety												
26. Burglary and theft												
27. Boiler and machinery												
28. Credit												
30. Warranty												
34. Aggregate write-ins for other lines of business												
35. TOTALS (a)	16,623,341	16,178,173		4,396,091	10,525,364	11,112,775	7,559,086	368,293	402,137	289,428	1,554,933	358,862
DETAILS OF WRITE-INS												
3401.												
3402.												
3403.												
3498. Summary of remaining write-ins for Line 34 from overflow page												
3499. Totals (Lines 3401 thru 3403 plus 3498)(Line 34 above)												

(a) Finance and service charges not included in Lines 1 to 35 \$ 1,061,274

(b) For health business on indicated lines report: Number of persons insured under PPO managed care products and number of persons insured under indemnity only products .



ANNUAL STATEMENT FOR THE YEAR 2017 OF THE Bristol West Insurance Company

EXHIBIT OF PREMIUMS AND LOSSES (Statutory Page 14)

NAIC Group Code 0069 BUSINESS IN THE STATE OF Montana DURING THE YEAR 2017 NAIC Company Code 19658

Line of Business	Gross Premiums, Including Policy and Membership Fees, Less Return Premiums and Premiums on Policies not Taken		3 Dividends Paid or Credited to Policyholders on Direct Business	4 Direct Unearned Premium Reserves	5 Direct Losses Paid (deducting salvage)	6 Direct Losses Incurred	7 Direct Losses Unpaid	8 Direct Defense and Cost Containment Expense Paid	9 Direct Defense and Cost Containment Expense Incurred	10 Direct Defense and Cost Containment Expense Unpaid	11 Commissions and Brokerage Expenses	12 Taxes, Licenses and Fees
	1 Direct Premiums Written	2 Direct Premiums Earned										
1. Fire												
2.1 Allied lines												
2.2 Multiple peril crop												
2.3 Federal flood												
2.4 Private crop												
2.5 Private flood												
3. Farmowners multiple peril												
4. Homeowners multiple peril												
5.1 Commercial multiple peril (non-liability portion)												
5.2 Commercial multiple peril (liability portion)												
6. Mortgage guaranty												
8. Ocean marine												
9. Inland marine												
10. Financial guaranty												
11. Medical professional liability												
12. Earthquake												
13. Group accident and health (b)												
14. Credit accident and health (group and individual)												
15.1 Collectively renewable accident and health (b)												
15.2 Non-cancelable accident and health(b)												
15.3 Guaranteed renewable accident and health(b)												
15.4 Non-renewable for stated reasons only (b)												
15.5 Other accident only												
15.6 Medicare Title XVIII exempt from state taxes or fees												
15.7 All other accident and health (b)												
15.8 Federal employees health benefits plan premium (b)												
16. Workers' compensation												
17.1 Other Liability - occurrence												
17.2 Other Liability - claims made												
17.3 Excess workers' compensation												
18. Products liability												
19.1 Private passenger auto no-fault (personal injury protection)												
19.2 Other private passenger auto liability	2,237,417	2,177,737		583,263	669,944	391,003	734,559	8,643	(3,642)	25,375	221,659	65,125
19.3 Commercial auto no-fault (personal injury protection)												
19.4 Other commercial auto liability												
21.1 Private passenger auto physical damage	817,894	817,924		236,466	491,436	484,821	50,317		(623)	172	85,688	23,997
21.2 Commercial auto physical damage												
22. Aircraft (all perils)												
23. Fidelity												
24. Surety												
26. Burglary and theft												
27. Boiler and machinery												
28. Credit												
30. Warranty												
34. Aggregate write-ins for other lines of business												
35. TOTALS (a)	3,055,311	2,995,661		819,729	1,161,380	875,824	784,876	8,643	(4,265)	25,547	307,347	89,122
DETAILS OF WRITE-INS												
3401.												
3402.												
3403.												
3498. Summary of remaining write-ins for Line 34 from overflow page												
3499. Totals (Lines 3401 thru 3403 plus 3498)(Line 34 above)												

(a) Finance and service charges not included in Lines 1 to 35 \$ 137,503

(b) For health business on indicated lines report: Number of persons insured under PPO managed care products and number of persons insured under indemnity only products .



ANNUAL STATEMENT FOR THE YEAR 2017 OF THE Bristol West Insurance Company

EXHIBIT OF PREMIUMS AND LOSSES (Statutory Page 14)

NAIC Group Code 0069 BUSINESS IN THE STATE OF Nebraska DURING THE YEAR 2017 NAIC Company Code 19658

Line of Business	Gross Premiums, Including Policy and Membership Fees, Less Return Premiums and Premiums on Policies not Taken		3 Dividends Paid or Credited to Policyholders on Direct Business	4 Direct Unearned Premium Reserves	5 Direct Losses Paid (deducting salvage)	6 Direct Losses Incurred	7 Direct Losses Unpaid	8 Direct Defense and Cost Containment Expense Paid	9 Direct Defense and Cost Containment Expense Incurred	10 Direct Defense and Cost Containment Expense Unpaid	11 Commissions and Brokerage Expenses	12 Taxes, Licenses and Fees
	1 Direct Premiums Written	2 Direct Premiums Earned										
1. Fire												
2.1 Allied lines												
2.2 Multiple peril crop												
2.3 Federal flood												
2.4 Private crop												
2.5 Private flood												
3. Farmowners multiple peril												
4. Homeowners multiple peril												
5.1 Commercial multiple peril (non-liability portion)												
5.2 Commercial multiple peril (liability portion)												
6. Mortgage guaranty												
8. Ocean marine												
9. Inland marine												
10. Financial guaranty												
11. Medical professional liability												
12. Earthquake												
13. Group accident and health (b)												
14. Credit accident and health (group and individual)												
15.1 Collectively renewable accident and health (b)												
15.2 Non-cancelable accident and health(b)												
15.3 Guaranteed renewable accident and health(b)												
15.4 Non-renewable for stated reasons only (b)												
15.5 Other accident only												
15.6 Medicare Title XVIII exempt from state taxes or fees												
15.7 All other accident and health (b)												
15.8 Federal employees health benefits plan premium (b)												
16. Workers' compensation												
17.1 Other Liability - occurrence												
17.2 Other Liability - claims made												
17.3 Excess workers' compensation												
18. Products liability												
19.1 Private passenger auto no-fault (personal injury protection)												
19.2 Other private passenger auto liability	5,514,774	5,671,209		1,352,597	2,802,085	2,369,628	2,577,913	17,394	21,302	71,114	532,374	108,904
19.3 Commercial auto no-fault (personal injury protection)												
19.4 Other commercial auto liability												
21.1 Private passenger auto physical damage	2,157,134	2,181,426		558,593	1,598,642	1,582,339	117,769	7	(707)	1,289	218,685	42,421
21.2 Commercial auto physical damage												
22. Aircraft (all perils)												
23. Fidelity												
24. Surety												
26. Burglary and theft												
27. Boiler and machinery												
28. Credit												
30. Warranty												
34. Aggregate write-ins for other lines of business												
35. TOTALS (a)	7,671,908	7,852,635		1,911,190	4,400,727	3,951,967	2,695,682	17,401	20,595	72,403	751,059	151,325
DETAILS OF WRITE-INS												
3401.												
3402.												
3403.												
3498. Summary of remaining write-ins for Line 34 from overflow page												
3499. Totals (Lines 3401 thru 3403 plus 3498)(Line 34 above)												

(a) Finance and service charges not included in Lines 1 to 35 \$ 369,956

(b) For health business on indicated lines report: Number of persons insured under PPO managed care products and number of persons insured under indemnity only products .



ANNUAL STATEMENT FOR THE YEAR 2017 OF THE Bristol West Insurance Company

EXHIBIT OF PREMIUMS AND LOSSES (Statutory Page 14)

NAIC Group Code 0069 BUSINESS IN THE STATE OF New Hampshire DURING THE YEAR 2017 NAIC Company Code 19658

Line of Business	Gross Premiums, Including Policy and Membership Fees, Less Return Premiums and Premiums on Policies not Taken		3 Dividends Paid or Credited to Policyholders on Direct Business	4 Direct Unearned Premium Reserves	5 Direct Losses Paid (deducting salvage)	6 Direct Losses Incurred	7 Direct Losses Unpaid	8 Direct Defense and Cost Containment Expense Paid	9 Direct Defense and Cost Containment Expense Incurred	10 Direct Defense and Cost Containment Expense Unpaid	11 Commissions and Brokerage Expenses	12 Taxes, Licenses and Fees
	1 Direct Premiums Written	2 Direct Premiums Earned										
1. Fire												
2.1 Allied lines												
2.2 Multiple peril crop												
2.3 Federal flood												
2.4 Private crop												
2.5 Private flood												
3. Farmowners multiple peril												
4. Homeowners multiple peril												
5.1 Commercial multiple peril (non-liability portion)												
5.2 Commercial multiple peril (liability portion)												
6. Mortgage guaranty												
8. Ocean marine												
9. Inland marine												
10. Financial guaranty												
11. Medical professional liability												
12. Earthquake												
13. Group accident and health (b)												
14. Credit accident and health (group and individual)												
15.1 Collectively renewable accident and health (b)												
15.2 Non-cancelable accident and health(b)												
15.3 Guaranteed renewable accident and health(b)												
15.4 Non-renewable for stated reasons only (b)												
15.5 Other accident only												
15.6 Medicare Title XVIII exempt from state taxes or fees												
15.7 All other accident and health (b)												
15.8 Federal employees health benefits plan premium (b)												
16. Workers' compensation												
17.1 Other Liability - occurrence												
17.2 Other Liability - claims made												
17.3 Excess workers' compensation												
18. Products liability												
19.1 Private passenger auto no-fault (personal injury protection)												
19.2 Other private passenger auto liability	447,833	451,318		156,066	225,015	313,120	466,013	3,413	(4,060)	18,360	36,355	14,725
19.3 Commercial auto no-fault (personal injury protection)												
19.4 Other commercial auto liability												
21.1 Private passenger auto physical damage	300,542	300,128		105,965	118,932	111,420	9,324		(17)	14	24,962	9,864
21.2 Commercial auto physical damage												
22. Aircraft (all perils)												
23. Fidelity												
24. Surety												
26. Burglary and theft												
27. Boiler and machinery												
28. Credit												
30. Warranty												
34. Aggregate write-ins for other lines of business												
35. TOTALS (a)	748,375	751,446		262,031	343,947	424,540	475,337	3,413	(4,077)	18,374	61,317	24,589
DETAILS OF WRITE-INS												
3401.												
3402.												
3403.												
3498. Summary of remaining write-ins for Line 34 from overflow page												
3499. Totals (Lines 3401 thru 3403 plus 3498)(Line 34 above)												

(a) Finance and service charges not included in Lines 1 to 35 \$ 33,652

(b) For health business on indicated lines report: Number of persons insured under PPO managed care products and number of persons insured under indemnity only products .



ANNUAL STATEMENT FOR THE YEAR 2017 OF THE Bristol West Insurance Company

EXHIBIT OF PREMIUMS AND LOSSES (Statutory Page 14)

NAIC Group Code 0069 BUSINESS IN THE STATE OF New Mexico DURING THE YEAR 2017 NAIC Company Code 19658

Line of Business	Gross Premiums, Including Policy and Membership Fees, Less Return Premiums and Premiums on Policies not Taken		3 Dividends Paid or Credited to Policyholders on Direct Business	4 Direct Unearned Premium Reserves	5 Direct Losses Paid (deducting salvage)	6 Direct Losses Incurred	7 Direct Losses Unpaid	8 Direct Defense and Cost Containment Expense Paid	9 Direct Defense and Cost Containment Expense Incurred	10 Direct Defense and Cost Containment Expense Unpaid	11 Commissions and Brokerage Expenses	12 Taxes, Licenses and Fees
	1 Direct Premiums Written	2 Direct Premiums Earned										
1. Fire												
2.1 Allied lines												
2.2 Multiple peril crop												
2.3 Federal flood												
2.4 Private crop												
2.5 Private flood												
3. Farmowners multiple peril												
4. Homeowners multiple peril												
5.1 Commercial multiple peril (non-liability portion)												
5.2 Commercial multiple peril (liability portion)												
6. Mortgage guaranty												
8. Ocean marine												
9. Inland marine												
10. Financial guaranty												
11. Medical professional liability												
12. Earthquake												
13. Group accident and health (b)												
14. Credit accident and health (group and individual)												
15.1 Collectively renewable accident and health (b)												
15.2 Non-cancelable accident and health(b)												
15.3 Guaranteed renewable accident and health(b)												
15.4 Non-renewable for stated reasons only (b)												
15.5 Other accident only												
15.6 Medicare Title XVIII exempt from state taxes or fees												
15.7 All other accident and health (b)												
15.8 Federal employees health benefits plan premium (b)												
16. Workers' compensation												
17.1 Other Liability - occurrence												
17.2 Other Liability - claims made												
17.3 Excess workers' compensation												
18. Products liability												
19.1 Private passenger auto no-fault (personal injury protection)												
19.2 Other private passenger auto liability	6,020,549	5,327,137		1,899,151	1,943,122	2,218,085	2,171,340	48,183	81,410	106,889	590,630	265,374
19.3 Commercial auto no-fault (personal injury protection)												
19.4 Other commercial auto liability												
21.1 Private passenger auto physical damage	2,188,867	1,847,715		730,607	879,412	954,172	152,439	6,513	11,183	5,321	209,333	103,700
21.2 Commercial auto physical damage												
22. Aircraft (all perils)												
23. Fidelity												
24. Surety												
26. Burglary and theft												
27. Boiler and machinery												
28. Credit												
30. Warranty												
34. Aggregate write-ins for other lines of business												
35. TOTALS (a)	8,209,416	7,174,852		2,629,758	2,822,534	3,172,257	2,323,779	54,696	92,593	112,210	799,963	369,074
DETAILS OF WRITE-INS												
3401.												
3402.												
3403.												
3498. Summary of remaining write-ins for Line 34 from overflow page												
3499. Totals (Lines 3401 thru 3403 plus 3498)(Line 34 above)												

(a) Finance and service charges not included in Lines 1 to 35 \$ 440,522

(b) For health business on indicated lines report: Number of persons insured under PPO managed care products and number of persons insured under indemnity only products .



ANNUAL STATEMENT FOR THE YEAR 2017 OF THE Bristol West Insurance Company

EXHIBIT OF PREMIUMS AND LOSSES (Statutory Page 14)

NAIC Group Code 0069 BUSINESS IN THE STATE OF North Dakota DURING THE YEAR 2017 NAIC Company Code 19658

Line of Business	Gross Premiums, Including Policy and Membership Fees, Less Return Premiums and Premiums on Policies not Taken		3 Dividends Paid or Credited to Policyholders on Direct Business	4 Direct Unearned Premium Reserves	5 Direct Losses Paid (deducting salvage)	6 Direct Losses Incurred	7 Direct Losses Unpaid	8 Direct Defense and Cost Containment Expense Paid	9 Direct Defense and Cost Containment Expense Incurred	10 Direct Defense and Cost Containment Expense Unpaid	11 Commissions and Brokerage Expenses	12 Taxes, Licenses and Fees
	1 Direct Premiums Written	2 Direct Premiums Earned										
1. Fire												
2.1 Allied lines												
2.2 Multiple peril crop												
2.3 Federal flood												
2.4. Private crop												
2.5 Private flood												
3. Farmowners multiple peril												
4. Homeowners multiple peril												
5.1 Commercial multiple peril (non-liability portion)												
5.2 Commercial multiple peril (liability portion)												
6. Mortgage guaranty												
8. Ocean marine												
9. Inland marine												
10. Financial guaranty												
11. Medical professional liability												
12. Earthquake												
13. Group accident and health (b)												
14. Credit accident and health (group and individual)												
15.1 Collectively renewable accident and health (b)												
15.2 Non-cancelable accident and health(b)												
15.3 Guaranteed renewable accident and health(b)												
15.4 Non-renewable for stated reasons only (b)												
15.5 Other accident only												
15.6 Medicare Title XVIII exempt from state taxes or fees												
15.7 All other accident and health (b)												
15.8 Federal employees health benefits plan premium (b)												
16. Workers' compensation												
17.1 Other Liability - occurrence												
17.2 Other Liability - claims made												
17.3 Excess workers' compensation												
18. Products liability												
19.1 Private passenger auto no-fault (personal injury protection)	289,617	282,932		73,304	230,700	201,905	56,464	(56)	(311)	2,395	27,510	7,769
19.2 Other private passenger auto liability	1,059,811	1,025,011		252,545	567,610	664,704	493,974	18,814	18,155	5,646	95,672	28,121
19.3 Commercial auto no-fault (personal injury protection)												
19.4 Other commercial auto liability												
21.1 Private passenger auto physical damage	658,200	653,475		168,037	432,788	414,509	28,284		(4)		60,773	17,634
21.2 Commercial auto physical damage												
22. Aircraft (all perils)												
23. Fidelity												
24. Surety												
26. Burglary and theft												
27. Boiler and machinery												
28. Credit												
30. Warranty												
34. Aggregate write-ins for other lines of business												
35. TOTALS (a)	2,007,628	1,961,418		493,886	1,231,098	1,281,118	578,722	18,758	17,840	8,041	183,955	53,524
DETAILS OF WRITE-INS												
3401.												
3402.												
3403.												
3498. Summary of remaining write-ins for Line 34 from overflow page												
3499. Totals (Lines 3401 thru 3403 plus 3498)(Line 34 above)												

(a) Finance and service charges not included in Lines 1 to 35 \$ 89,952

(b) For health business on indicated lines report: Number of persons insured under PPO managed care products and number of persons insured under indemnity only products



ANNUAL STATEMENT FOR THE YEAR 2017 OF THE Bristol West Insurance Company

EXHIBIT OF PREMIUMS AND LOSSES (Statutory Page 14)

NAIC Group Code 0069 BUSINESS IN THE STATE OF Ohio DURING THE YEAR 2017 NAIC Company Code 19658

Line of Business	Gross Premiums, Including Policy and Membership Fees, Less Return Premiums and Premiums on Policies not Taken		3 Dividends Paid or Credited to Policyholders on Direct Business	4 Direct Unearned Premium Reserves	5 Direct Losses Paid (deducting salvage)	6 Direct Losses Incurred	7 Direct Losses Unpaid	8 Direct Defense and Cost Containment Expense Paid	9 Direct Defense and Cost Containment Expense Incurred	10 Direct Defense and Cost Containment Expense Unpaid	11 Commissions and Brokerage Expenses	12 Taxes, Licenses and Fees
	1 Direct Premiums Written	2 Direct Premiums Earned										
1. Fire												
2.1 Allied lines												
2.2 Multiple peril crop												
2.3 Federal flood												
2.4 Private crop												
2.5 Private flood												
3. Farmowners multiple peril												
4. Homeowners multiple peril												
5.1 Commercial multiple peril (non-liability portion)												
5.2 Commercial multiple peril (liability portion)												
6. Mortgage guaranty												
8. Ocean marine												
9. Inland marine												
10. Financial guaranty												
11. Medical professional liability												
12. Earthquake												
13. Group accident and health (b)												
14. Credit accident and health (group and individual)												
15.1 Collectively renewable accident and health (b)												
15.2 Non-cancelable accident and health(b)												
15.3 Guaranteed renewable accident and health(b)												
15.4 Non-renewable for stated reasons only (b)												
15.5 Other accident only												
15.6 Medicare Title XVIII exempt from state taxes or fees												
15.7 All other accident and health (b)												
15.8 Federal employees health benefits plan premium (b)												
16. Workers' compensation												
17.1 Other Liability - occurrence												
17.2 Other Liability - claims made												
17.3 Excess workers' compensation												
18. Products liability												
19.1 Private passenger auto no-fault (personal injury protection)												
19.2 Other private passenger auto liability	420,335	466,274		110,531	583,118	196,432	266,551	17,622	(14,176)	50,203	48,017	103,410
19.3 Commercial auto no-fault (personal injury protection)												
19.4 Other commercial auto liability												
21.1 Private passenger auto physical damage	221,351	260,908		55,955	141,436	116,623	3,173	(48)	(257)	.66	26,012	56,025
21.2 Commercial auto physical damage												
22. Aircraft (all perils)												
23. Fidelity												
24. Surety												
26. Burglary and theft												
27. Boiler and machinery												
28. Credit												
30. Warranty												
34. Aggregate write-ins for other lines of business												
35. TOTALS (a)	641,686	727,182		166,486	724,554	313,055	269,724	17,574	(14,433)	50,269	74,029	159,435
DETAILS OF WRITE-INS												
3401.												
3402.												
3403.												
3498. Summary of remaining write-ins for Line 34 from overflow page												
3499. Totals (Lines 3401 thru 3403 plus 3498)(Line 34 above)												

(a) Finance and service charges not included in Lines 1 to 35 \$ 31,033
(b) For health business on indicated lines report: Number of persons insured under PPO managed care products and number of persons insured under indemnity only products .



ANNUAL STATEMENT FOR THE YEAR 2017 OF THE Bristol West Insurance Company

EXHIBIT OF PREMIUMS AND LOSSES (Statutory Page 14)

NAIC Group Code 0069 BUSINESS IN THE STATE OF Oklahoma DURING THE YEAR 2017 NAIC Company Code 19658

Line of Business	Gross Premiums, Including Policy and Membership Fees, Less Return Premiums and Premiums on Policies not Taken		3 Dividends Paid or Credited to Policyholders on Direct Business	4 Direct Unearned Premium Reserves	5 Direct Losses Paid (deducting salvage)	6 Direct Losses Incurred	7 Direct Losses Unpaid	8 Direct Defense and Cost Containment Expense Paid	9 Direct Defense and Cost Containment Expense Incurred	10 Direct Defense and Cost Containment Expense Unpaid	11 Commissions and Brokerage Expenses	12 Taxes, Licenses and Fees
	1 Direct Premiums Written	2 Direct Premiums Earned										
1. Fire												
2.1 Allied lines												
2.2 Multiple peril crop												
2.3 Federal flood												
2.4. Private crop												
2.5 Private flood												
3. Farmowners multiple peril												
4. Homeowners multiple peril												
5.1 Commercial multiple peril (non-liability portion)												
5.2 Commercial multiple peril (liability portion)												
6. Mortgage guaranty												
8. Ocean marine												
9. Inland marine												
10. Financial guaranty												
11. Medical professional liability												
12. Earthquake												
13. Group accident and health (b)												
14. Credit accident and health (group and individual)												
15.1 Collectively renewable accident and health (b)												
15.2 Non-cancelable accident and health(b)												
15.3 Guaranteed renewable accident and health(b)												
15.4 Non-renewable for stated reasons only (b)												
15.5 Other accident only												
15.6 Medicare Title XVIII exempt from state taxes or fees												
15.7 All other accident and health (b)												
15.8 Federal employees health benefits plan premium (b)												
16. Workers' compensation												
17.1 Other Liability - occurrence												
17.2 Other Liability - claims made												
17.3 Excess workers' compensation												
18. Products liability												
19.1 Private passenger auto no-fault (personal injury protection)												
19.2 Other private passenger auto liability	7,343,596	7,102,600		1,938,407	4,066,192	4,395,947	2,936,157	309,757	542,253	341,088	723,043	272,317
19.3 Commercial auto no-fault (personal injury protection)												
19.4 Other commercial auto liability												
21.1 Private passenger auto physical damage	2,442,584	2,319,170		682,190	1,000,104	966,792	52,687	2,559	2,480	1,899	251,052	92,021
21.2 Commercial auto physical damage												
22. Aircraft (all perils)												
23. Fidelity												
24. Surety												
26. Burglary and theft												
27. Boiler and machinery												
28. Credit												
30. Warranty												
34. Aggregate write-ins for other lines of business												
35. TOTALS (a)	9,786,180	9,421,770		2,620,597	5,066,296	5,362,739	2,988,844	312,316	544,733	342,987	974,095	364,338
DETAILS OF WRITE-INS												
3401.												
3402.												
3403.												
3498. Summary of remaining write-ins for Line 34 from overflow page												
3499. Totals (Lines 3401 thru 3403 plus 3498)(Line 34 above)												

(a) Finance and service charges not included in Lines 1 to 35 \$ 1,046,927

(b) For health business on indicated lines report: Number of persons insured under PPO managed care products and number of persons insured under indemnity only products .



ANNUAL STATEMENT FOR THE YEAR 2017 OF THE Bristol West Insurance Company

EXHIBIT OF PREMIUMS AND LOSSES (Statutory Page 14)

NAIC Group Code 0069 BUSINESS IN THE STATE OF Oregon DURING THE YEAR 2017 NAIC Company Code 19658

Line of Business	Gross Premiums, Including Policy and Membership Fees, Less Return Premiums and Premiums on Policies not Taken		3 Dividends Paid or Credited to Policyholders on Direct Business	4 Direct Unearned Premium Reserves	5 Direct Losses Paid (deducting salvage)	6 Direct Losses Incurred	7 Direct Losses Unpaid	8 Direct Defense and Cost Containment Expense Paid	9 Direct Defense and Cost Containment Expense Incurred	10 Direct Defense and Cost Containment Expense Unpaid	11 Commissions and Brokerage Expenses	12 Taxes, Licenses and Fees
	1 Direct Premiums Written	2 Direct Premiums Earned										
1. Fire												
2.1 Allied lines												
2.2 Multiple peril crop												
2.3 Federal flood												
2.4 Private crop												
2.5 Private flood												
3. Farmowners multiple peril												
4. Homeowners multiple peril												
5.1 Commercial multiple peril (non-liability portion)												
5.2 Commercial multiple peril (liability portion)												
6. Mortgage guaranty												
8. Ocean marine												
9. Inland marine												
10. Financial guaranty												
11. Medical professional liability												
12. Earthquake												
13. Group accident and health (b)												
14. Credit accident and health (group and individual)												
15.1 Collectively renewable accident and health (b)												
15.2 Non-cancelable accident and health(b)												
15.3 Guaranteed renewable accident and health(b)												
15.4 Non-renewable for stated reasons only (b)												
15.5 Other accident only												
15.6 Medicare Title XVIII exempt from state taxes or fees												
15.7 All other accident and health (b)												
15.8 Federal employees health benefits plan premium (b)												
16. Workers' compensation												
17.1 Other Liability - occurrence												
17.2 Other Liability - claims made												
17.3 Excess workers' compensation												
18. Products liability												
19.1 Private passenger auto no-fault (personal injury protection)												
19.2 Other private passenger auto liability												
19.3 Commercial auto no-fault (personal injury protection)												
19.4 Other commercial auto liability												
21.1 Private passenger auto physical damage												
21.2 Commercial auto physical damage												
22. Aircraft (all perils)												
23. Fidelity												
24. Surety												
26. Burglary and theft												
27. Boiler and machinery												
28. Credit												
30. Warranty												
34. Aggregate write-ins for other lines of business												
35. TOTALS (a)												
DETAILS OF WRITE-INS												
3401.												
3402.												
3403.												
3498. Summary of remaining write-ins for Line 34 from overflow page												
3499. Totals (Lines 3401 thru 3403 plus 3498)(Line 34 above)												

(a) Finance and service charges not included in Lines 1 to 35 \$
(b) For health business on indicated lines report: Number of persons insured under PPO managed care products and number of persons insured under indemnity only products



ANNUAL STATEMENT FOR THE YEAR 2017 OF THE Bristol West Insurance Company

EXHIBIT OF PREMIUMS AND LOSSES (Statutory Page 14)

NAIC Group Code 0069 BUSINESS IN THE STATE OF Pennsylvania DURING THE YEAR 2017 NAIC Company Code 19658

Line of Business	Gross Premiums, Including Policy and Membership Fees, Less Return Premiums and Premiums on Policies not Taken		3 Dividends Paid or Credited to Policyholders on Direct Business	4 Direct Unearned Premium Reserves	5 Direct Losses Paid (deducting salvage)	6 Direct Losses Incurred	7 Direct Losses Unpaid	8 Direct Defense and Cost Containment Expense Paid	9 Direct Defense and Cost Containment Expense Incurred	10 Direct Defense and Cost Containment Expense Unpaid	11 Commissions and Brokerage Expenses	12 Taxes, Licenses and Fees
	1 Direct Premiums Written	2 Direct Premiums Earned										
1. Fire												
2.1 Allied lines												
2.2 Multiple peril crop												
2.3 Federal flood												
2.4 Private crop												
2.5 Private flood												
3. Farmowners multiple peril												
4. Homeowners multiple peril												
5.1 Commercial multiple peril (non-liability portion)												
5.2 Commercial multiple peril (liability portion)												
6. Mortgage guaranty												
8. Ocean marine												
9. Inland marine												
10. Financial guaranty												
11. Medical professional liability												
12. Earthquake												
13. Group accident and health (b)												
14. Credit accident and health (group and individual)												
15.1 Collectively renewable accident and health (b)												
15.2 Non-cancelable accident and health(b)												
15.3 Guaranteed renewable accident and health(b)												
15.4 Non-renewable for stated reasons only (b)												
15.5 Other accident only												
15.6 Medicare Title XVIII exempt from state taxes or fees												
15.7 All other accident and health (b)												
15.8 Federal employees health benefits plan premium (b)												
16. Workers' compensation												
17.1 Other Liability - occurrence												
17.2 Other Liability - claims made												
17.3 Excess workers' compensation												
18. Products liability												
19.1 Private passenger auto no-fault (personal injury protection)	4,702,364	4,334,888		1,372,486	1,875,805	2,169,392	1,066,991	90,382	131,505	90,525	375,763	118,748
19.2 Other private passenger auto liability	21,844,562	20,071,585		5,959,441	8,274,587	10,965,532	9,179,525	475,842	622,869	1,176,725	1,657,054	561,573
19.3 Commercial auto no-fault (personal injury protection)												
19.4 Other commercial auto liability												
21.1 Private passenger auto physical damage	12,831,271	11,861,651		3,620,697	6,569,357	6,765,366	526,672	10,531	12,435	4,728	974,580	323,749
21.2 Commercial auto physical damage												
22. Aircraft (all perils)												
23. Fidelity												
24. Surety												
26. Burglary and theft												
27. Boiler and machinery												
28. Credit												
30. Warranty												
34. Aggregate write-ins for other lines of business												
35. TOTALS (a)	39,378,197	36,268,124		10,952,624	16,719,749	19,900,290	10,773,188	576,755	766,809	1,271,978	3,007,397	1,004,070
DETAILS OF WRITE-INS												
3401.												
3402.												
3403.												
3498. Summary of remaining write-ins for Line 34 from overflow page												
3499. Totals (Lines 3401 thru 3403 plus 3498)(Line 34 above)												

(a) Finance and service charges not included in Lines 1 to 35 \$ 2,048,281

(b) For health business on indicated lines report: Number of persons insured under PPO managed care products and number of persons insured under indemnity only products



ANNUAL STATEMENT FOR THE YEAR 2017 OF THE Bristol West Insurance Company

EXHIBIT OF PREMIUMS AND LOSSES (Statutory Page 14)

NAIC Group Code 0069 BUSINESS IN THE STATE OF Rhode Island DURING THE YEAR 2017 NAIC Company Code 19658

Line of Business	Gross Premiums, Including Policy and Membership Fees, Less Return Premiums and Premiums on Policies not Taken		3 Dividends Paid or Credited to Policyholders on Direct Business	4 Direct Unearned Premium Reserves	5 Direct Losses Paid (deducting salvage)	6 Direct Losses Incurred	7 Direct Losses Unpaid	8 Direct Defense and Cost Containment Expense Paid	9 Direct Defense and Cost Containment Expense Incurred	10 Direct Defense and Cost Containment Expense Unpaid	11 Commissions and Brokerage Expenses	12 Taxes, Licenses and Fees
	1 Direct Premiums Written	2 Direct Premiums Earned										
1. Fire												
2.1 Allied lines												
2.2 Multiple peril crop												
2.3 Federal flood												
2.4 Private crop												
2.5 Private flood												
3. Farmowners multiple peril												
4. Homeowners multiple peril												
5.1 Commercial multiple peril (non-liability portion)												
5.2 Commercial multiple peril (liability portion)												
6. Mortgage guaranty												
8. Ocean marine												
9. Inland marine												
10. Financial guaranty												
11. Medical professional liability												
12. Earthquake												
13. Group accident and health (b)												
14. Credit accident and health (group and individual)												
15.1 Collectively renewable accident and health (b)												
15.2 Non-cancelable accident and health(b)												
15.3 Guaranteed renewable accident and health(b)												
15.4 Non-renewable for stated reasons only (b)												
15.5 Other accident only												
15.6 Medicare Title XVIII exempt from state taxes or fees												
15.7 All other accident and health (b)												
15.8 Federal employees health benefits plan premium (b)												
16. Workers' compensation												
17.1 Other Liability - occurrence												
17.2 Other Liability - claims made												
17.3 Excess workers' compensation												
18. Products liability												
19.1 Private passenger auto no-fault (personal injury protection)												
19.2 Other private passenger auto liability												
19.3 Commercial auto no-fault (personal injury protection)												
19.4 Other commercial auto liability												
21.1 Private passenger auto physical damage												
21.2 Commercial auto physical damage												
22. Aircraft (all perils)												
23. Fidelity												
24. Surety												
26. Burglary and theft												
27. Boiler and machinery												
28. Credit												
30. Warranty												
34. Aggregate write-ins for other lines of business												
35. TOTALS (a)												
DETAILS OF WRITE-INS												
3401.												
3402.												
3403.												
3498. Summary of remaining write-ins for Line 34 from overflow page												
3499. Totals (Lines 3401 thru 3403 plus 3498)(Line 34 above)												

(a) Finance and service charges not included in Lines 1 to 35 \$

(b) For health business on indicated lines report: Number of persons insured under PPO managed care products and number of persons insured under indemnity only products



ANNUAL STATEMENT FOR THE YEAR 2017 OF THE Bristol West Insurance Company

EXHIBIT OF PREMIUMS AND LOSSES (Statutory Page 14)

NAIC Group Code 0069 BUSINESS IN THE STATE OF South Carolina DURING THE YEAR 2017 NAIC Company Code 19658

Line of Business	Gross Premiums, Including Policy and Membership Fees, Less Return Premiums and Premiums on Policies not Taken		3 Dividends Paid or Credited to Policyholders on Direct Business	4 Direct Unearned Premium Reserves	5 Direct Losses Paid (deducting salvage)	6 Direct Losses Incurred	7 Direct Losses Unpaid	8 Direct Defense and Cost Containment Expense Paid	9 Direct Defense and Cost Containment Expense Incurred	10 Direct Defense and Cost Containment Expense Unpaid	11 Commissions and Brokerage Expenses	12 Taxes, Licenses and Fees
	1 Direct Premiums Written	2 Direct Premiums Earned										
1. Fire												
2.1 Allied lines												
2.2 Multiple peril crop												
2.3 Federal flood												
2.4 Private crop												
2.5 Private flood												
3. Farmowners multiple peril												
4. Homeowners multiple peril												
5.1 Commercial multiple peril (non-liability portion)												
5.2 Commercial multiple peril (liability portion)												
6. Mortgage guaranty												
8. Ocean marine												
9. Inland marine												
10. Financial guaranty												
11. Medical professional liability												
12. Earthquake												
13. Group accident and health (b)												
14. Credit accident and health (group and individual)												
15.1 Collectively renewable accident and health (b)												
15.2 Non-cancelable accident and health(b)												
15.3 Guaranteed renewable accident and health(b)												
15.4 Non-renewable for stated reasons only (b)												
15.5 Other accident only												
15.6 Medicare Title XVIII exempt from state taxes or fees												
15.7 All other accident and health (b)												
15.8 Federal employees health benefits plan premium (b)												
16. Workers' compensation												
17.1 Other Liability - occurrence												
17.2 Other Liability - claims made												
17.3 Excess workers' compensation												
18. Products liability												
19.1 Private passenger auto no-fault (personal injury protection)												
19.2 Other private passenger auto liability	5,780,510	5,407,392		1,621,676	4,084,520	3,781,320	2,972,592	76,974	52,552	177,063	660,200	196,090
19.3 Commercial auto no-fault (personal injury protection)												
19.4 Other commercial auto liability												
21.1 Private passenger auto physical damage	1,603,414	1,530,730		448,354	882,269	875,513	89,704	808	1,014	1,431	181,893	53,762
21.2 Commercial auto physical damage												
22. Aircraft (all perils)												
23. Fidelity												
24. Surety												
26. Burglary and theft												
27. Boiler and machinery												
28. Credit												
30. Warranty												
34. Aggregate write-ins for other lines of business												
35. TOTALS (a)	7,383,924	6,938,122		2,070,030	4,966,789	4,656,833	3,062,296	77,782	53,566	178,494	842,093	249,852
DETAILS OF WRITE-INS												
3401.												
3402.												
3403.												
3498. Summary of remaining write-ins for Line 34 from overflow page												
3499. Totals (Lines 3401 thru 3403 plus 3498)(Line 34 above)												

(a) Finance and service charges not included in Lines 1 to 35 \$312,978

(b) For health business on indicated lines report: Number of persons insured under PPO managed care products and number of persons insured under indemnity only products



ANNUAL STATEMENT FOR THE YEAR 2017 OF THE Bristol West Insurance Company

EXHIBIT OF PREMIUMS AND LOSSES (Statutory Page 14)

NAIC Group Code 0069 BUSINESS IN THE STATE OF South Dakota DURING THE YEAR 2017 NAIC Company Code 19658

Line of Business	Gross Premiums, Including Policy and Membership Fees, Less Return Premiums and Premiums on Policies not Taken		3 Dividends Paid or Credited to Policyholders on Direct Business	4 Direct Unearned Premium Reserves	5 Direct Losses Paid (deducting salvage)	6 Direct Losses Incurred	7 Direct Losses Unpaid	8 Direct Defense and Cost Containment Expense Paid	9 Direct Defense and Cost Containment Expense Incurred	10 Direct Defense and Cost Containment Expense Unpaid	11 Commissions and Brokerage Expenses	12 Taxes, Licenses and Fees
	1 Direct Premiums Written	2 Direct Premiums Earned										
1. Fire												
2.1 Allied lines												
2.2 Multiple peril crop												
2.3 Federal flood												
2.4 Private crop												
2.5 Private flood												
3. Farmowners multiple peril												
4. Homeowners multiple peril												
5.1 Commercial multiple peril (non-liability portion)												
5.2 Commercial multiple peril (liability portion)												
6. Mortgage guaranty												
8. Ocean marine												
9. Inland marine												
10. Financial guaranty												
11. Medical professional liability												
12. Earthquake												
13. Group accident and health (b)												
14. Credit accident and health (group and individual)												
15.1 Collectively renewable accident and health (b)												
15.2 Non-cancelable accident and health(b)												
15.3 Guaranteed renewable accident and health(b)												
15.4 Non-renewable for stated reasons only (b)												
15.5 Other accident only												
15.6 Medicare Title XVIII exempt from state taxes or fees												
15.7 All other accident and health (b)												
15.8 Federal employees health benefits plan premium (b)												
16. Workers' compensation												
17.1 Other Liability - occurrence												
17.2 Other Liability - claims made												
17.3 Excess workers' compensation												
18. Products liability												
19.1 Private passenger auto no-fault (personal injury protection)	548	522		166							50	20
19.2 Other private passenger auto liability	1,036,855	1,002,842		282,034	714,637	309,916	380,789	10,773	7,632	38,814	99,994	43,143
19.3 Commercial auto no-fault (personal injury protection)												
19.4 Other commercial auto liability												
21.1 Private passenger auto physical damage	525,453	507,049		145,869	260,825	257,246	25,394	168	219	56	51,448	21,587
21.2 Commercial auto physical damage												
22. Aircraft (all perils)												
23. Fidelity												
24. Surety												
26. Burglary and theft												
27. Boiler and machinery												
28. Credit												
30. Warranty												
34. Aggregate write-ins for other lines of business												
35. TOTALS (a)	1,562,856	1,510,413		428,069	975,462	567,162	406,183	10,941	7,851	38,870	151,492	64,750
DETAILS OF WRITE-INS												
3401.												
3402.												
3403.												
3498. Summary of remaining write-ins for Line 34 from overflow page												
3499. Totals (Lines 3401 thru 3403 plus 3498)(Line 34 above)												

(a) Finance and service charges not included in Lines 1 to 35 \$ 60,074

(b) For health business on indicated lines report: Number of persons insured under PPO managed care products and number of persons insured under indemnity only products



ANNUAL STATEMENT FOR THE YEAR 2017 OF THE Bristol West Insurance Company

EXHIBIT OF PREMIUMS AND LOSSES (Statutory Page 14)

NAIC Group Code 0069 BUSINESS IN THE STATE OF Tennessee DURING THE YEAR 2017 NAIC Company Code 19658

Line of Business	Gross Premiums, Including Policy and Membership Fees, Less Return Premiums and Premiums on Policies not Taken		3 Dividends Paid or Credited to Policyholders on Direct Business	4 Direct Unearned Premium Reserves	5 Direct Losses Paid (deducting salvage)	6 Direct Losses Incurred	7 Direct Losses Unpaid	8 Direct Defense and Cost Containment Expense Paid	9 Direct Defense and Cost Containment Expense Incurred	10 Direct Defense and Cost Containment Expense Unpaid	11 Commissions and Brokerage Expenses	12 Taxes, Licenses and Fees
	1 Direct Premiums Written	2 Direct Premiums Earned										
1. Fire												
2.1 Allied lines												
2.2 Multiple peril crop												
2.3 Federal flood												
2.4 Private crop												
2.5 Private flood												
3. Farmowners multiple peril												
4. Homeowners multiple peril												
5.1 Commercial multiple peril (non-liability portion)												
5.2 Commercial multiple peril (liability portion)												
6. Mortgage guaranty												
8. Ocean marine												
9. Inland marine												
10. Financial guaranty												
11. Medical professional liability												
12. Earthquake												
13. Group accident and health (b)												
14. Credit accident and health (group and individual)												
15.1 Collectively renewable accident and health (b)												
15.2 Non-cancelable accident and health(b)												
15.3 Guaranteed renewable accident and health(b)												
15.4 Non-renewable for stated reasons only (b)												
15.5 Other accident only												
15.6 Medicare Title XVIII exempt from state taxes or fees												
15.7 All other accident and health (b)												
15.8 Federal employees health benefits plan premium (b)												
16. Workers' compensation												
17.1 Other Liability - occurrence												
17.2 Other Liability - claims made												
17.3 Excess workers' compensation												
18. Products liability												
19.1 Private passenger auto no-fault (personal injury protection)												
19.2 Other private passenger auto liability												
19.3 Commercial auto no-fault (personal injury protection)												
19.4 Other commercial auto liability												
21.1 Private passenger auto physical damage												
21.2 Commercial auto physical damage												
22. Aircraft (all perils)												
23. Fidelity												
24. Surety												
26. Burglary and theft												
27. Boiler and machinery												
28. Credit												
30. Warranty												
34. Aggregate write-ins for other lines of business												
35. TOTALS (a)												
DETAILS OF WRITE-INS												
3401.												
3402.												
3403.												
3498. Summary of remaining write-ins for Line 34 from overflow page												
3499. Totals (Lines 3401 thru 3403 plus 3498)(Line 34 above)												

(a) Finance and service charges not included in Lines 1 to 35 \$
(b) For health business on indicated lines report: Number of persons insured under PPO managed care products and number of persons insured under indemnity only products



ANNUAL STATEMENT FOR THE YEAR 2017 OF THE Bristol West Insurance Company

EXHIBIT OF PREMIUMS AND LOSSES (Statutory Page 14)

NAIC Group Code 0069 BUSINESS IN THE STATE OF Utah DURING THE YEAR 2017 NAIC Company Code 19658

Line of Business	Gross Premiums, Including Policy and Membership Fees, Less Return Premiums and Premiums on Policies not Taken		3 Dividends Paid or Credited to Policyholders on Direct Business	4 Direct Unearned Premium Reserves	5 Direct Losses Paid (deducting salvage)	6 Direct Losses Incurred	7 Direct Losses Unpaid	8 Direct Defense and Cost Containment Expense Paid	9 Direct Defense and Cost Containment Expense Incurred	10 Direct Defense and Cost Containment Expense Unpaid	11 Commissions and Brokerage Expenses	12 Taxes, Licenses and Fees
	1 Direct Premiums Written	2 Direct Premiums Earned										
1. Fire												
2.1 Allied lines												
2.2 Multiple peril crop												
2.3 Federal flood												
2.4 Private crop												
2.5 Private flood												
3. Farmowners multiple peril												
4. Homeowners multiple peril												
5.1 Commercial multiple peril (non-liability portion)												
5.2 Commercial multiple peril (liability portion)												
6. Mortgage guaranty												
8. Ocean marine												
9. Inland marine												
10. Financial guaranty												
11. Medical professional liability												
12. Earthquake												
13. Group accident and health (b)												
14. Credit accident and health (group and individual)												
15.1 Collectively renewable accident and health (b)												
15.2 Non-cancelable accident and health(b)												
15.3 Guaranteed renewable accident and health(b)												
15.4 Non-renewable for stated reasons only (b)												
15.5 Other accident only												
15.6 Medicare Title XVIII exempt from state taxes or fees												
15.7 All other accident and health (b)												
15.8 Federal employees health benefits plan premium (b)												
16. Workers' compensation												
17.1 Other Liability - occurrence												
17.2 Other Liability - claims made												
17.3 Excess workers' compensation												
18. Products liability												
19.1 Private passenger auto no-fault (personal injury protection)	423,773	379,921		125,513	175,717	257,148	(34,438)	8,327	8,269	838	44,669	10,211
19.2 Other private passenger auto liability	4,196,190	3,705,515		1,214,606	2,201,513	2,553,298	2,621,316	77,153	98,820	97,933	422,936	103,002
19.3 Commercial auto no-fault (personal injury protection)												
19.4 Other commercial auto liability												
21.1 Private passenger auto physical damage	1,569,930	1,378,010		474,311	785,516	810,861	91,430	2,118	2,257	393	167,189	37,729
21.2 Commercial auto physical damage												
22. Aircraft (all perils)												
23. Fidelity												
24. Surety												
26. Burglary and theft												
27. Boiler and machinery												
28. Credit												
30. Warranty												
34. Aggregate write-ins for other lines of business												
35. TOTALS (a)	6,189,893	5,463,446		1,814,430	3,162,746	3,621,307	2,678,308	87,598	109,346	99,164	634,794	150,942
DETAILS OF WRITE-INS												
3401.												
3402.												
3403.												
3498. Summary of remaining write-ins for Line 34 from overflow page												
3499. Totals (Lines 3401 thru 3403 plus 3498)(Line 34 above)												

(a) Finance and service charges not included in Lines 1 to 35 \$ 357,743

(b) For health business on indicated lines report: Number of persons insured under PPO managed care products and number of persons insured under indemnity only products



ANNUAL STATEMENT FOR THE YEAR 2017 OF THE Bristol West Insurance Company

EXHIBIT OF PREMIUMS AND LOSSES (Statutory Page 14)

NAIC Group Code 0069 BUSINESS IN THE STATE OF Vermont DURING THE YEAR 2017 NAIC Company Code 19658

Line of Business	Gross Premiums, Including Policy and Membership Fees, Less Return Premiums and Premiums on Policies not Taken		3 Dividends Paid or Credited to Policyholders on Direct Business	4 Direct Unearned Premium Reserves	5 Direct Losses Paid (deducting salvage)	6 Direct Losses Incurred	7 Direct Losses Unpaid	8 Direct Defense and Cost Containment Expense Paid	9 Direct Defense and Cost Containment Expense Incurred	10 Direct Defense and Cost Containment Expense Unpaid	11 Commissions and Brokerage Expenses	12 Taxes, Licenses and Fees
	1 Direct Premiums Written	2 Direct Premiums Earned										
1. Fire												
2.1 Allied lines												
2.2 Multiple peril crop												
2.3 Federal flood												
2.4 Private crop												
2.5 Private flood												
3. Farmowners multiple peril												
4. Homeowners multiple peril												
5.1 Commercial multiple peril (non-liability portion)												
5.2 Commercial multiple peril (liability portion)												
6. Mortgage guaranty												
8. Ocean marine												
9. Inland marine												
10. Financial guaranty												
11. Medical professional liability												
12. Earthquake												
13. Group accident and health (b)												
14. Credit accident and health (group and individual)												
15.1 Collectively renewable accident and health (b)												
15.2 Non-cancelable accident and health(b)												
15.3 Guaranteed renewable accident and health(b)												
15.4 Non-renewable for stated reasons only (b)												
15.5 Other accident only												
15.6 Medicare Title XVIII exempt from state taxes or fees												
15.7 All other accident and health (b)												
15.8 Federal employees health benefits plan premium (b)												
16. Workers' compensation												
17.1 Other Liability - occurrence												
17.2 Other Liability - claims made												
17.3 Excess workers' compensation												
18. Products liability												
19.1 Private passenger auto no-fault (personal injury protection)												
19.2 Other private passenger auto liability												
19.3 Commercial auto no-fault (personal injury protection)												
19.4 Other commercial auto liability												
21.1 Private passenger auto physical damage												
21.2 Commercial auto physical damage												
22. Aircraft (all perils)												
23. Fidelity												
24. Surety												
26. Burglary and theft												
27. Boiler and machinery												
28. Credit												
30. Warranty												
34. Aggregate write-ins for other lines of business												
35. TOTALS (a)												
DETAILS OF WRITE-INS												
3401.												
3402.												
3403.												
3498. Summary of remaining write-ins for Line 34 from overflow page												
3499. Totals (Lines 3401 thru 3403 plus 3498)(Line 34 above)												

(a) Finance and service charges not included in Lines 1 to 35 \$
(b) For health business on indicated lines report: Number of persons insured under PPO managed care products and number of persons insured under indemnity only products



ANNUAL STATEMENT FOR THE YEAR 2017 OF THE Bristol West Insurance Company

EXHIBIT OF PREMIUMS AND LOSSES (Statutory Page 14)

NAIC Group Code 0069 BUSINESS IN THE STATE OF Virginia DURING THE YEAR 2017 NAIC Company Code 19658

Line of Business	Gross Premiums, Including Policy and Membership Fees, Less Return Premiums and Premiums on Policies not Taken		3 Dividends Paid or Credited to Policyholders on Direct Business	4 Direct Unearned Premium Reserves	5 Direct Losses Paid (deducting salvage)	6 Direct Losses Incurred	7 Direct Losses Unpaid	8 Direct Defense and Cost Containment Expense Paid	9 Direct Defense and Cost Containment Expense Incurred	10 Direct Defense and Cost Containment Expense Unpaid	11 Commissions and Brokerage Expenses	12 Taxes, Licenses and Fees
	1 Direct Premiums Written	2 Direct Premiums Earned										
1. Fire												
2.1 Allied lines												
2.2 Multiple peril crop												
2.3 Federal flood												
2.4 Private crop												
2.5 Private flood												
3. Farmowners multiple peril												
4. Homeowners multiple peril												
5.1 Commercial multiple peril (non-liability portion)												
5.2 Commercial multiple peril (liability portion)												
6. Mortgage guaranty												
8. Ocean marine												
9. Inland marine												
10. Financial guaranty												
11. Medical professional liability												
12. Earthquake												
13. Group accident and health (b)												
14. Credit accident and health (group and individual)												
15.1 Collectively renewable accident and health (b)												
15.2 Non-cancelable accident and health(b)												
15.3 Guaranteed renewable accident and health(b)												
15.4 Non-renewable for stated reasons only (b)												
15.5 Other accident only												
15.6 Medicare Title XVIII exempt from state taxes or fees												
15.7 All other accident and health (b)												
15.8 Federal employees health benefits plan premium (b)												
16. Workers' compensation												
17.1 Other Liability - occurrence												
17.2 Other Liability - claims made												
17.3 Excess workers' compensation												
18. Products liability												
19.1 Private passenger auto no-fault (personal injury protection)		911		293							91	28
19.2 Other private passenger auto liability	3,840,410	3,556,462		1,091,120	1,716,926	2,102,780	1,166,153	18,647	35,609	48,595	382,820	139,453
19.3 Commercial auto no-fault (personal injury protection)												
19.4 Other commercial auto liability												
21.1 Private passenger auto physical damage	1,271,054	1,186,288		356,904	504,811	515,684	59,746		(365)	442	129,289	49,867
21.2 Commercial auto physical damage												
22. Aircraft (all perils)												
23. Fidelity												
24. Surety												
26. Burglary and theft												
27. Boiler and machinery												
28. Credit												
30. Warranty												
34. Aggregate write-ins for other lines of business												
35. TOTALS (a)	5,112,375	4,743,614		1,448,317	2,221,737	2,618,464	1,225,899	18,647	35,244	49,037	512,200	189,348
DETAILS OF WRITE-INS												
3401.												
3402.												
3403.												
3498. Summary of remaining write-ins for Line 34 from overflow page												
3499. Totals (Lines 3401 thru 3403 plus 3498)(Line 34 above)												

(a) Finance and service charges not included in Lines 1 to 35 \$ 242,397
(b) For health business on indicated lines report: Number of persons insured under PPO managed care products and number of persons insured under indemnity only products



ANNUAL STATEMENT FOR THE YEAR 2017 OF THE Bristol West Insurance Company

EXHIBIT OF PREMIUMS AND LOSSES (Statutory Page 14)

NAIC Group Code 0069 BUSINESS IN THE STATE OF West Virginia DURING THE YEAR 2017 NAIC Company Code 19658

Line of Business	Gross Premiums, Including Policy and Membership Fees, Less Return Premiums and Premiums on Policies not Taken		3 Dividends Paid or Credited to Policyholders on Direct Business	4 Direct Unearned Premium Reserves	5 Direct Losses Paid (deducting salvage)	6 Direct Losses Incurred	7 Direct Losses Unpaid	8 Direct Defense and Cost Containment Expense Paid	9 Direct Defense and Cost Containment Expense Incurred	10 Direct Defense and Cost Containment Expense Unpaid	11 Commissions and Brokerage Expenses	12 Taxes, Licenses and Fees
	1 Direct Premiums Written	2 Direct Premiums Earned										
1. Fire												
2.1 Allied lines												
2.2 Multiple peril crop												
2.3 Federal flood												
2.4 Private crop												
2.5 Private flood												
3. Farmowners multiple peril												
4. Homeowners multiple peril												
5.1 Commercial multiple peril (non-liability portion)												
5.2 Commercial multiple peril (liability portion)												
6. Mortgage guaranty												
8. Ocean marine												
9. Inland marine												
10. Financial guaranty												
11. Medical professional liability												
12. Earthquake												
13. Group accident and health (b)												
14. Credit accident and health (group and individual)												
15.1 Collectively renewable accident and health (b)												
15.2 Non-cancelable accident and health(b)												
15.3 Guaranteed renewable accident and health(b)												
15.4 Non-renewable for stated reasons only (b)												
15.5 Other accident only												
15.6 Medicare Title XVIII exempt from state taxes or fees												
15.7 All other accident and health (b)												
15.8 Federal employees health benefits plan premium (b)												
16. Workers' compensation												
17.1 Other Liability - occurrence												
17.2 Other Liability - claims made												
17.3 Excess workers' compensation												
18. Products liability												
19.1 Private passenger auto no-fault (personal injury protection)												
19.2 Other private passenger auto liability												
19.3 Commercial auto no-fault (personal injury protection)												
19.4 Other commercial auto liability												
21.1 Private passenger auto physical damage												
21.2 Commercial auto physical damage												
22. Aircraft (all perils)												
23. Fidelity												
24. Surety												
26. Burglary and theft												
27. Boiler and machinery												
28. Credit												
30. Warranty												
34. Aggregate write-ins for other lines of business												
35. TOTALS (a)												
DETAILS OF WRITE-INS												
3401.												
3402.												
3403.												
3498. Summary of remaining write-ins for Line 34 from overflow page												
3499. Totals (Lines 3401 thru 3403 plus 3498)(Line 34 above)												

(a) Finance and service charges not included in Lines 1 to 35 \$
(b) For health business on indicated lines report: Number of persons insured under PPO managed care products and number of persons insured under indemnity only products



ANNUAL STATEMENT FOR THE YEAR 2017 OF THE Bristol West Insurance Company

EXHIBIT OF PREMIUMS AND LOSSES (Statutory Page 14)

NAIC Group Code 0069 BUSINESS IN THE STATE OF Wisconsin DURING THE YEAR 2017 NAIC Company Code 19658

Line of Business	Gross Premiums, Including Policy and Membership Fees, Less Return Premiums and Premiums on Policies not Taken		3 Dividends Paid or Credited to Policyholders on Direct Business	4 Direct Unearned Premium Reserves	5 Direct Losses Paid (deducting salvage)	6 Direct Losses Incurred	7 Direct Losses Unpaid	8 Direct Defense and Cost Containment Expense Paid	9 Direct Defense and Cost Containment Expense Incurred	10 Direct Defense and Cost Containment Expense Unpaid	11 Commissions and Brokerage Expenses	12 Taxes, Licenses and Fees
	1 Direct Premiums Written	2 Direct Premiums Earned										
1. Fire												
2.1 Allied lines												
2.2 Multiple peril crop												
2.3 Federal flood												
2.4 Private crop												
2.5 Private flood												
3. Farmowners multiple peril												
4. Homeowners multiple peril												
5.1 Commercial multiple peril (non-liability portion)												
5.2 Commercial multiple peril (liability portion)												
6. Mortgage guaranty												
8. Ocean marine												
9. Inland marine												
10. Financial guaranty												
11. Medical professional liability												
12. Earthquake												
13. Group accident and health (b)												
14. Credit accident and health (group and individual)												
15.1 Collectively renewable accident and health (b)												
15.2 Non-cancelable accident and health(b)												
15.3 Guaranteed renewable accident and health(b)												
15.4 Non-renewable for stated reasons only (b)												
15.5 Other accident only												
15.6 Medicare Title XVIII exempt from state taxes or fees												
15.7 All other accident and health (b)												
15.8 Federal employees health benefits plan premium (b)												
16. Workers' compensation												
17.1 Other Liability - occurrence												
17.2 Other Liability - claims made												
17.3 Excess workers' compensation												
18. Products liability												
19.1 Private passenger auto no-fault (personal injury protection)												
19.2 Other private passenger auto liability	2,697,428	2,650,631		748,548	1,859,321	1,284,018	1,243,584	25,191	13,018	176,059	251,470	130,726
19.3 Commercial auto no-fault (personal injury protection)												
19.4 Other commercial auto liability												
21.1 Private passenger auto physical damage	1,142,508	1,065,403		379,516	497,148	486,292	45,454	532	565	538	99,571	50,314
21.2 Commercial auto physical damage												
22. Aircraft (all perils)												
23. Fidelity												
24. Surety												
26. Burglary and theft												
27. Boiler and machinery												
28. Credit												
30. Warranty												
34. Aggregate write-ins for other lines of business												
35. TOTALS (a)	3,839,936	3,716,034		1,128,064	2,356,469	1,770,310	1,289,038	25,723	13,583	176,597	351,041	181,040
DETAILS OF WRITE-INS												
3401.												
3402.												
3403.												
3498. Summary of remaining write-ins for Line 34 from overflow page												
3499. Totals (Lines 3401 thru 3403 plus 3498)(Line 34 above)												

(a) Finance and service charges not included in Lines 1 to 35 \$201,336
(b) For health business on indicated lines report: Number of persons insured under PPO managed care products and number of persons insured under indemnity only products



ANNUAL STATEMENT FOR THE YEAR 2017 OF THE Bristol West Insurance Company

EXHIBIT OF PREMIUMS AND LOSSES (Statutory Page 14)

NAIC Group Code 0069 BUSINESS IN THE STATE OF Grand Total DURING THE YEAR 2017 NAIC Company Code 19658

Line of Business	Gross Premiums, Including Policy and Membership Fees, Less Return Premiums and Premiums on Policies not Taken		3 Dividends Paid or Credited to Policyholders on Direct Business	4 Direct Unearned Premium Reserves	5 Direct Losses Paid (deducting salvage)	6 Direct Losses Incurred	7 Direct Losses Unpaid	8 Direct Defense and Cost Containment Expense Paid	9 Direct Defense and Cost Containment Expense Incurred	10 Direct Defense and Cost Containment Expense Unpaid	11 Commissions and Brokerage Expenses	12 Taxes, Licenses and Fees
	1 Direct Premiums Written	2 Direct Premiums Earned										
1. Fire												
2.1 Allied lines												
2.2 Multiple peril crop												
2.3 Federal flood												
2.4 Private crop												
2.5 Private flood												
3. Farmowners multiple peril												
4. Homeowners multiple peril												
5.1 Commercial multiple peril (non-liability portion)												
5.2 Commercial multiple peril (liability portion)												
6. Mortgage guaranty												
8. Ocean marine												
9. Inland marine												
10. Financial guaranty												
11. Medical professional liability												
12. Earthquake												
13. Group accident and health (b)												
14. Credit accident and health (group and individual)												
15.1 Collectively renewable accident and health (b)												
15.2 Non-cancelable accident and health(b)												
15.3 Guaranteed renewable accident and health(b)												
15.4 Non-renewable for stated reasons only (b)												
15.5 Other accident only												
15.6 Medicare Title XVIII exempt from state taxes or fees												
15.7 All other accident and health (b)												
15.8 Federal employees health benefits plan premium (b)												
16. Workers' compensation												
17.1 Other Liability - occurrence												
17.2 Other Liability - claims made												
17.3 Excess workers' compensation												
18. Products liability												
19.1 Private passenger auto no-fault (personal injury protection)	7,504,769	7,616,266		2,154,030	9,386,305	9,818,031	8,682,789	251,179	122,576	359,488	658,821	183,816
19.2 Other private passenger auto liability	170,718,770	163,394,967		46,056,011	90,161,971	93,229,299	85,777,376	2,920,588	3,258,586	4,941,165	16,060,881	4,472,673
19.3 Commercial auto no-fault (personal injury protection)												
19.4 Other commercial auto liability												
21.1 Private passenger auto physical damage	77,218,041	73,736,101		21,704,739	44,474,506	44,639,262	3,586,091	45,693	50,309	32,727	7,298,844	1,960,741
21.2 Commercial auto physical damage												
22. Aircraft (all perils)												
23. Fidelity												
24. Surety												
26. Burglary and theft												
27. Boiler and machinery												
28. Credit												
30. Warranty												
34. Aggregate write-ins for other lines of business												
35. TOTALS (a)	255,441,580	244,747,334		69,914,780	144,022,782	147,686,592	98,046,256	3,217,460	3,431,471	5,333,380	24,018,546	6,617,230
DETAILS OF WRITE-INS												
3401.												
3402.												
3403.												
3498. Summary of remaining write-ins for Line 34 from overflow page												
3499. Totals (Lines 3401 thru 3403 plus 3498)(Line 34 above)												

(a) Finance and service charges not included in Lines 1 to 35 \$14,279,511
(b) For health business on indicated lines report: Number of persons insured under PPO managed care products and number of persons insured under indemnity only products

Schedule F - Part 1
N O N E

Schedule F - Part 2
N O N E

ANNUAL STATEMENT FOR THE YEAR 2017 OF THE Bristol West Insurance Company

SCHEDULE F - PART 3

Ceded Reinsurance as of December 31, Current Year (\$000 Omitted)

1	2	3	4	5	6	Reinsurance Recoverable On									Reinsurance Payable		18	19
						7	8	9	10	11	12	13	14	15	16	17		
ID Number	NAIC Company Code	Name of Reinsurer	Domiciliary Jurisdiction	Special Code	Reinsurance Premiums Ceded	Paid Losses	Paid LAE	Known Case Loss Reserves	Known Case LAE Reserves	IBNR Loss Reserves	IBNR LAE Reserves	Unearned Premiums	Contingent Commissions	Columns 7 thru 14 Totals	Ceded Balances Payable	Other Amounts Due to Reinsurers	Net Amount Recoverable From Reinsurers Cols. 15 - [16 + 17]	Funds Held By Company Under Reinsurance Treaties
95-2575893	21652	Farmers Insurance Exchange	CA		255,448	10,828	1,471	52,389		39,368	10,588	69,915		184,560	90,070		94,490	
0399999		Total Authorized - Affiliates - U.S. Non-Pool - Other			255,448	10,828	1,471	52,389		39,368	10,588	69,915		184,560	90,070		94,490	
0499999		Total Authorized - Affiliates - U.S. Non-Pool			255,448	10,828	1,471	52,389		39,368	10,588	69,915		184,560	90,070		94,490	
0799999		Total Authorized - Affiliates - Other (Non-U.S.)																
0899999		Total Authorized - Affiliates			255,448	10,828	1,471	52,389		39,368	10,588	69,915		184,560	90,070		94,490	
0999998		Total Authorized - Other U.S. Unaffiliated Insurers (Under \$100,000)																
0999999		Total Authorized - Other U.S. Unaffiliated Insurers																
AA-9991159	00000	Michigan Catastrophic Claims Association	MI		(6)	2,141		3,059		1,833				7,033	106		6,927	
1099999		Total Authorized - Pools - Mandatory Pools			(6)	2,141		3,059		1,833				7,033	106		6,927	
1299998		Total Authorized - Other Non-U.S. Insurers (Under \$100,000)																
1299999		Total Authorized - Other Non-U.S. Insurers																
1399999		Total Authorized			255,442	12,969	1,471	55,449		41,201	10,588	69,915		191,593	90,176		101,417	
1799999		Total Unauthorized - Affiliates - U.S. Non-Pool																
2099999		Total Unauthorized - Affiliates - Other (Non-U.S.)																
2199999		Total Unauthorized - Affiliates																
2299998		Total Unauthorized - Other U.S. Unaffiliated Insurers (Under \$100,000)																
2299999		Total Unauthorized - Other U.S. Unaffiliated Insurers																
2599998		Total Unauthorized - Other Non-U.S. Insurers (Under \$100,000)																
2599999		Total Unauthorized - Other Non-U.S. Insurers																
2699999		Total Unauthorized																
3099999		Total Certified - Affiliates - U.S. Non-Pool																
3399999		Total Certified - Affiliates - Other (Non-U.S.)																
3499999		Total Certified - Affiliates																
3599998		Total Certified - Other U.S. Unaffiliated Insurers (Under \$100,000)																
3599999		Total Certified - Other U.S. Unaffiliated Insurers																
3899998		Total Certified - Other Non-U.S. Insurers (Under \$100,000)																
3899999		Total Certified - Other Non-U.S. Insurers																
3999999		Total Certified																
4099999		Total Authorized, Unauthorized and Certified			255,442	12,969	1,471	55,449		41,201	10,588	69,915		191,593	90,176		101,417	
4199999		Total Protected Cells																
9999999		Totals			255,442	12,969	1,471	55,449		41,201	10,588	69,915		191,593	90,176		101,417	

NOTE: A. Report the five largest provisional commission rates included in the cedant's reinsurance treaties.

The commission rate to be reported is by contract with ceded premium in excess of \$50,000:

	1	2	3
	Name of Reinsurer	Commission Rate	Ceded Premium
1.		
2.		
3.		
4.		
5.		

B. Report the five largest reinsurance recoverables reported in Column 15, due from any one reinsurer (based on the total recoverables, Line 9999999, Column 15), the amount of ceded premium, and indicate whether the recoverables are due from an affiliated insurer.

	1	2	3	4
	Name of Reinsurer	Total Recoverables	Ceded Premiums	Affiliated
1.	Farmers Insurance Exchange	184,560	255,448	Yes [X] No []
2.	Michigan Catastrophic Claims Association	7,033	(6)	Yes [] No [X]
3.			Yes [] No []
4.			Yes [] No []
5.			Yes [] No []

ANNUAL STATEMENT FOR THE YEAR 2017 OF THE Bristol West Insurance Company

SCHEDULE F - PART 4

Aging of Ceded Reinsurance as of December 31, Current Year (\$000 Omitted)

1 ID Number	2 NAIC Com- pany Code	3 Name of Reinsurer	4 Domiciliary Jurisdiction	Reinsurance Recoverable on Paid Losses and Paid Loss Adjustment Expenses							12 Percentage Overdue Col. 10/Col. 11	13 Percentage More Than 120 Days Overdue Col. 9/Col. 11
				5 Current	Overdue					11 Total Due Cols. 5 + 10		
					6 1 to 29 Days	7 30 to 90 Days	8 91 to 120 Days	9 Over 120 Days	10 Total Overdue Cols. 6 + 7 + 8 + 9			
95-2575893	21652	Farmers Insurance Exchange	CA	12,299						12,299		
0399999. Total Authorized - Affiliates - U.S. Non-Pool - Other				12,299						12,299		
0499999. Total Authorized - Affiliates - U.S. Non-Pool				12,299						12,299		
0799999. Total Authorized - Affiliates - Other (Non-U.S.)												
0899999. Total Authorized - Affiliates				12,299						12,299		
AA-9991159	00000	Michigan Catastrophic Claims Association	MI	2,141						2,141		
1099999. Total Authorized - Pools - Mandatory Pools				2,141						2,141		
1399999. Total Authorized				14,440						14,440		
1799999. Total Unauthorized - Affiliates - U.S. Non-Pool												
2099999. Total Unauthorized - Affiliates - Other (Non-U.S.)												
2199999. Total Unauthorized - Affiliates												
2699999. Total Unauthorized												
3099999. Total Certified - Affiliates - U.S. Non-Pool												
3399999. Total Certified - Affiliates - Other (Non-U.S.)												
3499999. Total Certified - Affiliates												
3999999. Total Certified												
4099999. Total Authorized, Unauthorized and Certified				14,440						14,440		
4199999. Total Protected Cells												
9999999 Totals				14,440						14,440		

Schedule F - Part 5

N O N E

Schedule F - Part 5 - Bank Footnote

N O N E

Schedule F - Part 6 - Section 1 - Provision for Reinsurance Ceded to Certified Reinsurers

N O N E

Schedule F - Part 6 - Section 1 - Bank Footnote

N O N E

Schedule F - Part 6 - Section 2 - Provision for Overdue Reinsurance Ceded to Certified Reinsurers

N O N E

Schedule F - Part 7 - Provision for Overdue Authorized Reinsurance

N O N E

Schedule F - Part 8 - Provision for Overdue Reinsurance

N O N E

SCHEDULE F - PART 9

Restatement of Balance Sheet to Identify Net Credit for Reinsurance

	1 As Reported (Net of Ceded)	2 Restatement Adjustments	3 Restated (Gross of Ceded)
ASSETS (Page 2, Col. 3)			
1. Cash and invested assets (Line 12)	74,932,118		74,932,118
2. Premiums and considerations (Line 15)	54,756,173		54,756,173
3. Reinsurance recoverable on loss and loss adjustment expense payments (Line 16.1)	14,440,399	(12,299,265)	2,141,134
4. Funds held by or deposited with reinsured companies (Line 16.2)			
5. Other assets	1,657,508		1,657,508
6. Net amount recoverable from reinsurers		94,489,522	94,489,522
7. Protected cell assets (Line 27)			
8. Totals (Line 28)	145,786,198	82,190,257	227,976,455
LIABILITIES (Page 3)			
9. Losses and loss adjustment expenses (Lines 1 through 3)	1,401,190	102,345,574	103,746,764
10. Taxes, expenses, and other obligations (Lines 4 through 8)	5,962,654		5,962,654
11. Unearned premiums (Line 9)		69,914,780	69,914,780
12. Advance premiums (Line 10)	753,604		753,604
13. Dividends declared and unpaid (Line 11.1 and 11.2)			
14. Ceded reinsurance premiums payable (net of ceding commissions (Line 12)	90,175,745	(90,070,097)	105,648
15. Funds held by company under reinsurance treaties (Line 13)			
16. Amounts withheld or retained by company for account of others (Line 14)			
17. Provision for reinsurance (Line 16)			
18. Other liabilities	1,306,199		1,306,199
19. Total liabilities excluding protected cell business (Line 26)	99,599,392	82,190,257	181,789,649
20. Protected cell liabilities (Line 27)			
21. Surplus as regards policyholders (Line 37)	46,186,806	XXX	46,186,806
22. Totals (Line 38)	145,786,198	82,190,257	227,976,455

NOTE: Is the restatement of this exhibit the result of grossing up balances ceded to affiliates under 100 percent reinsurance or pooling arrangements? Yes [X] No []

If yes, give full explanation: The Company cedes 100% of its business, after other reinsurance, to Farmers Insurance Exchange, an affiliate domiciled in California.

Schedule H - Part 1 - Analysis of Underwriting Operations

N O N E

Schedule H - Part 2 - Reserves and Liabilities

N O N E

Schedule H - Part 3 - Test of Prior Year's Claim Reserves and Liabilities

N O N E

Schedule H - Part 4 - Reinsurance

N O N E

Schedule H - Part 5 - Health Claims

N O N E

ANNUAL STATEMENT FOR THE YEAR 2017 OF THE Bristol West Insurance Company

SCHEDULE P - PART 1A - HOMEOWNERS/FARMOWNERS

(\$000 OMITTED)

Years in Which Premiums Were Earned and Losses Were Incurred	Premiums Earned			Loss and Loss Expense Payments								12
	1	2	3	Loss Payments		Defense and Cost Containment Payments		Adjusting and Other Payments		10	11	Number of Claims Reported Direct and Assumed
				4	5	6	7	8	9			
	Direct and Assumed	Ceded	Net (1 - 2)	Direct and Assumed	Ceded	Direct and Assumed	Ceded	Direct and Assumed	Ceded	Salvage and Subrogation Received	Total Net Paid Cols (4 - 5 + 6 - 7 + 8 - 9)	
1. Prior.....	XXX	XXX	XXX									XXX
2. 2008.....												
3. 2009.....												
4. 2010.....												
5. 2011.....												
6. 2012.....												
7. 2013.....												
8. 2014.....												
9. 2015.....												
10. 2016.....												
11. 2017.....												
12. Totals	XXX	XXX	XXX									XXX

	Losses Unpaid				Defense and Cost Containment Unpaid				Adjusting and Other Unpaid		23	24	25
	Case Basis		Bulk + IBNR		Case Basis		Bulk + IBNR		Adjusting and Other Unpaid				
	13	14	15	16	17	18	19	20	21	22			
	Direct and Assumed	Ceded	Direct and Assumed	Ceded	Direct and Assumed	Ceded	Direct and Assumed	Ceded	Direct and Assumed	Ceded			
1. Prior.....													
2. 2008.....													
3. 2009.....													
4. 2010.....													
5. 2011.....													
6. 2012.....													
7. 2013.....													
8. 2014.....													
9. 2015.....													
10. 2016.....													
11. 2017.....													
12. Totals													

	Total Losses and Loss Expenses Incurred			Loss and Loss Expense Percentage (Incurred /Premiums Earned)			Nontabular Discount		34 Inter-Company Pooling Participation Percentage	Net Balance Sheet Reserves After Discount	
	26	27	28	29	30	31	32	33		35	36
	Direct and Assumed	Ceded	Net	Direct and Assumed	Ceded	Net	Loss	Loss Expense		Losses Unpaid	Loss Expenses Unpaid
1. Prior.....	XXX	XXX	XXX	XXX	XXX	XXX			XXX		
2. 2008.....											
3. 2009.....											
4. 2010.....											
5. 2011.....											
6. 2012.....											
7. 2013.....											
8. 2014.....											
9. 2015.....											
10. 2016.....											
11. 2017.....											
12. Totals	XXX	XXX	XXX	XXX	XXX	XXX			XXX		

ANNUAL STATEMENT FOR THE YEAR 2017 OF THE Bristol West Insurance Company

SCHEDULE P - PART 1B - PRIVATE PASSENGER AUTO LIABILITY/MEDICAL

(\$000 OMITTED)

Years in Which Premiums Were Earned and Losses Were Incurred	Premiums Earned			Loss and Loss Expense Payments								12
	1 Direct and Assumed	2 Ceded	3 Net (1 - 2)	Loss Payments		Defense and Cost Containment Payments		Adjusting and Other Payments		10 Salvage and Subrogation Received	11 Total Net Paid Cols (4 - 5 + 6 - 7 + 8 - 9)	Number of Claims Reported Direct and Assumed
				4 Direct and Assumed	5 Ceded	6 Direct and Assumed	7 Ceded	8 Direct and Assumed	9 Ceded			
1. Prior.....	XXX	XXX	XXX	4,531	4,352	17	6	125	19	5	297	XXX
2. 2008.....	141,189	127,345	13,844	92,715	83,536	4,080	3,670	11,682	10,550	224	10,720	33,397
3. 2009.....	184,315	166,032	18,282	128,559	115,888	4,640	4,176	17,912	16,438	342	14,609	46,669
4. 2010.....	199,941	199,941		132,000	132,000	5,820	5,820	23,934	23,934			49,852
5. 2011.....	179,535	179,535		114,972	114,972	4,397	4,397	22,085	22,085			44,530
6. 2012.....	173,288	173,288		114,996	114,996	4,321	4,321	20,086	20,086			44,711
7. 2013.....	150,268	150,268		89,761	89,761	2,993	2,993	13,396	13,396			35,543
8. 2014.....	134,029	134,029		80,024	80,024	2,155	2,155	11,331	11,331			27,844
9. 2015.....	143,443	143,443		81,943	81,943	1,907	1,907	10,973	10,973			29,906
10. 2016.....	150,520	150,520		75,868	75,868	1,291	1,291	9,974	9,974			29,338
11. 2017.....	171,011	171,011		45,443	45,443	215	215	7,477	7,477			25,767
12. Totals	XXX	XXX	XXX	960,814	938,784	31,836	30,951	148,975	146,264	571	25,626	XXX

	Losses Unpaid				Defense and Cost Containment Unpaid				Adjusting and Other Unpaid		23	24	25
	Case Basis		Bulk + IBNR		Case Basis		Bulk + IBNR						
	13	14	15	16	17	18	19	20	21	22			
	Direct and Assumed	Ceded	Direct and Assumed	Ceded	Direct and Assumed	Ceded	Direct and Assumed	Ceded	Direct and Assumed	Ceded			
1. Prior.....	4,303	2,940										1,364	
2. 2008.....	61	60	317	313			15	14	2	2		6	3
3. 2009.....	379	356	538	531			25	22	4	3		32	8
4. 2010.....	449	449	414	414			40	40	7	7			11
5. 2011.....	164	164	210	210			57	57	7	7			10
6. 2012.....	682	682	239	239			93	93	21	21			33
7. 2013.....	1,280	1,280	261	261			147	147	35	35			62
8. 2014.....	2,401	2,401	411	411			314	314	53	53			91
9. 2015.....	6,335	6,335	2,406	2,406			733	733	161	161			290
10. 2016.....	11,884	11,884	7,448	7,448			1,513	1,513	478	478			724
11. 2017.....	26,483	26,483	27,796	27,796			2,363	2,363	3,774	3,774			3,926
12. Totals	54,421	53,034	40,039	40,029			5,301	5,297	4,542	4,542		1,402	5,158

	Total Losses and Loss Expenses Incurred			Loss and Loss Expense Percentage (Incurred /Premiums Earned)			Nontabular Discount		34	Net Balance Sheet Reserves After Discount	
	26	27	28	29	30	31	32	33	Inter- Company Pooling Participation Percentage	35	36
	Direct and Assumed	Ceded	Net	Direct and Assumed	Ceded	Net	Loss	Loss Expense		Losses Unpaid	Loss Expenses Unpaid
1. Prior.....	XXX	XXX	XXX	XXX	XXX	XXX			XXX	1,364	
2. 2008.....	108,872	98,146	10,726	77.1	77.1	77.5				4	2
3. 2009.....	152,056	137,415	14,641	82.5	82.8	80.1				29	3
4. 2010.....	162,663	162,663		81.4	81.4						
5. 2011.....	141,892	141,892		79.0	79.0						
6. 2012.....	140,439	140,439		81.0	81.0						
7. 2013.....	107,873	107,873		71.8	71.8						
8. 2014.....	96,690	96,690		72.1	72.1						
9. 2015.....	104,458	104,458		72.8	72.8						
10. 2016.....	108,456	108,456		72.1	72.1						
11. 2017.....	113,552	113,552		66.4	66.4						
12. Totals	XXX	XXX	XXX	XXX	XXX	XXX			XXX	1,397	5

Schedule P - Part 1C - Commercial Auto/Truck Liability/Medical

N O N E

Schedule P - Part 1D - Workers' Compensation (Excluding Excess Workers' Compensation)

N O N E

Schedule P - Part 1E - Commercial Multiple Peril

N O N E

Schedule P - Part 1F - Section 1 - Medical Professional Liability - Occurrence

N O N E

Schedule P - Part 1F - Section 2 - Medical Professional Liability - Claims-Made

N O N E

Schedule P - Part 1G - Special Liability (Ocean Marine, Aircraft (all perils), Boiler and Machinery)

N O N E

Schedule P - Part 1H - Section 1 - Other Liability - Occurrence

N O N E

Schedule P - Part 1H - Section 2 - Other Liability - Claims-Made

N O N E

Schedule P - Part 1I - Special Property (Fire, Allied Lines...)

N O N E

ANNUAL STATEMENT FOR THE YEAR 2017 OF THE Bristol West Insurance Company

SCHEDULE P - PART 1J - AUTO PHYSICAL DAMAGE

(\$000 OMITTED)

Years in Which Premiums Were Earned and Losses Were Incurred	Premiums Earned			Loss and Loss Expense Payments								12
	1 Direct and Assumed	2 Ceded	3 Net (1 - 2)	Loss Payments		Defense and Cost Containment Payments		Adjusting and Other Payments		10 Salvage and Subrogation Received	11 Total Net Paid Cols (4 - 5 + 6 - 7 + 8 - 9)	Number of Claims Reported Direct and Assumed
				4 Direct and Assumed	5 Ceded	6 Direct and Assumed	7 Ceded	8 Direct and Assumed	9 Ceded			
1. Prior.....	XXX	XXX	XXX	(132)	(117)	(2)	(2)	22	20	14	(14)	XXX
2. 2016.....	65,600	65,600		41,626	41,626	34	34	5,284	5,284			21,211
3. 2017.....	73,736	73,736		41,529	41,529	31	31	4,639	4,639			20,552
4. Totals	XXX	XXX	XXX	83,022	83,038	62	62	9,945	9,943	14	(14)	XXX

	Losses Unpaid				Defense and Cost Containment Unpaid				Adjusting and Other Unpaid		23	24	25
	Case Basis		Bulk + IBNR		Case Basis		Bulk + IBNR						
	13	14	15	16	17	18	19	20	21	22			
	Direct and Assumed	Ceded	Direct and Assumed	Ceded	Direct and Assumed	Ceded	Direct and Assumed	Ceded	Direct and Assumed	Ceded			
1. Prior	3	3	(72)	(71)			3	3	14	14			1
2. 2016	4	4	(125)	(125)			4	4	15	15			3
3. 2017	2,408	2,408	1,368	1,368			26	26	688	688			970
4. Totals	2,415	2,415	1,172	1,172			33	33	717	717			974

	Total Losses and Loss Expenses Incurred			Loss and Loss Expense Percentage (Incurred /Premiums Earned)			Nontabular Discount		34 Inter- Company Pooling Participation Percentage	Net Balance Sheet Reserves After Discount	
	26 Direct and Assumed	27 Ceded	28 Net	29 Direct and Assumed	30 Ceded	31 Net	32 Loss	33 Loss Expense		35 Losses Unpaid	36 Loss Expenses Unpaid
1. Prior	XXX	XXX	XXX	XXX	XXX	XXX			XXX		
2. 2016	46,840	46,840		71.4	71.4						
3. 2017	50,689	50,689		68.7	68.7						
4. Totals	XXX	XXX	XXX	XXX	XXX	XXX			XXX		

Schedule P - Part 1K - Fidelity/Surety

N O N E

Schedule P - Part 1L - Other (Including Credit, Accident and Health)

N O N E

Schedule P - Part 1M - International

N O N E

Schedule P - Part 1N - Reinsurance - Nonproportional Assumed Property

N O N E

Schedule P - Part 1O - Reinsurance - Nonproportional Assumed Liability

N O N E

Schedule P - Part 1P - Reinsurance - Nonproportional Assumed Financial Lines

N O N E

Schedule P - Part 1R - Section 1 - Products Liability - Occurrence

N O N E

Schedule P - Part 1R - Section 2 - Products Liability - Claims-Made

N O N E

Schedule P - Part 1S - Financial Guaranty/Mortgage Guaranty

N O N E

Schedule P - Part 1T - Warranty

N O N E

ANNUAL STATEMENT FOR THE YEAR 2017 OF THE Bristol West Insurance Company

SCHEDULE P - PART 2A - HOMEOWNERS/FARMOWNERS

Years in Which Losses Were Incurred	INCURRED NET LOSSES AND DEFENSE AND COST CONTAINMENT EXPENSES REPORTED AT YEAR END (\$000 OMITTED)										DEVELOPMENT	
	1 2008	2 2009	3 2010	4 2011	5 2012	6 2013	7 2014	8 2015	9 2016	10 2017	11 One Year	12 Two Year
1. Prior.....												
2. 2008.....												
3. 2009.....	XXX											
4. 2010.....	XXX	XXX										
5. 2011.....	XXX	XXX	XXX									
6. 2012.....	XXX	XXX	XXX	XXX								
7. 2013.....	XXX	XXX	XXX	XXX	XXX							
8. 2014.....	XXX	XXX	XXX	XXX	XXX	XXX						
9. 2015.....	XXX	XXX	XXX	XXX	XXX	XXX	XXX					
10. 2016.....	XXX	XXX	XXX	XXX	XXX	XXX	XXX	XXX				XXX
11. 2017.....	XXX	XXX	XXX	XXX	XXX	XXX	XXX	XXX	XXX		XXX	XXX
12. Totals												

SCHEDULE P - PART 2B - PRIVATE PASSENGER AUTO LIABILITY/MEDICAL

1. Prior.....	22,237	25,042	20,739	21,480	22,304	24,292	23,688	23,549	23,638	23,623	(15)	74
2. 2008.....	8,750	9,206	9,253	9,417	9,544	9,607	9,639	9,619	9,609	9,594	(15)	(25)
3. 2009.....	XXX	11,538	12,275	12,749	13,035	13,134	13,183	13,168	13,172	13,167	(6)	(1)
4. 2010.....	XXX	XXX										
5. 2011.....	XXX	XXX	XXX									
6. 2012.....	XXX	XXX	XXX	XXX								
7. 2013.....	XXX	XXX	XXX	XXX	XXX							
8. 2014.....	XXX	XXX	XXX	XXX	XXX	XXX						
9. 2015.....	XXX	XXX	XXX	XXX	XXX	XXX	XXX					
10. 2016.....	XXX	XXX	XXX	XXX	XXX	XXX	XXX	XXX				XXX
11. 2017.....	XXX	XXX	XXX	XXX	XXX	XXX	XXX	XXX	XXX		XXX	XXX
12. Totals											(36)	48

SCHEDULE P - PART 2C - COMMERCIAL AUTO/TRUCK LIABILITY/MEDICAL

1. Prior.....												
2. 2008.....												
3. 2009.....	XXX											
4. 2010.....	XXX	XXX										
5. 2011.....	XXX	XXX	XXX									
6. 2012.....	XXX	XXX	XXX	XXX								
7. 2013.....	XXX	XXX	XXX	XXX	XXX							
8. 2014.....	XXX	XXX	XXX	XXX	XXX	XXX						
9. 2015.....	XXX	XXX	XXX	XXX	XXX	XXX	XXX					
10. 2016.....	XXX	XXX	XXX	XXX	XXX	XXX	XXX	XXX				XXX
11. 2017.....	XXX	XXX	XXX	XXX	XXX	XXX	XXX	XXX	XXX		XXX	XXX
12. Totals												

SCHEDULE P - PART 2D - WORKERS' COMPENSATION
(EXCLUDING EXCESS WORKERS' COMPENSATION)

1. Prior.....												
2. 2008.....												
3. 2009.....	XXX											
4. 2010.....	XXX	XXX										
5. 2011.....	XXX	XXX	XXX									
6. 2012.....	XXX	XXX	XXX	XXX								
7. 2013.....	XXX	XXX	XXX	XXX	XXX							
8. 2014.....	XXX	XXX	XXX	XXX	XXX	XXX						
9. 2015.....	XXX	XXX	XXX	XXX	XXX	XXX	XXX					
10. 2016.....	XXX	XXX	XXX	XXX	XXX	XXX	XXX	XXX				XXX
11. 2017.....	XXX	XXX	XXX	XXX	XXX	XXX	XXX	XXX	XXX		XXX	XXX
12. Totals												

SCHEDULE P - PART 2E - COMMERCIAL MULTIPLE PERIL

1. Prior.....												
2. 2008.....												
3. 2009.....	XXX											
4. 2010.....	XXX	XXX										
5. 2011.....	XXX	XXX	XXX									
6. 2012.....	XXX	XXX	XXX	XXX								
7. 2013.....	XXX	XXX	XXX	XXX	XXX							
8. 2014.....	XXX	XXX	XXX	XXX	XXX	XXX						
9. 2015.....	XXX	XXX	XXX	XXX	XXX	XXX	XXX					
10. 2016.....	XXX	XXX	XXX	XXX	XXX	XXX	XXX	XXX				XXX
11. 2017.....	XXX	XXX	XXX	XXX	XXX	XXX	XXX	XXX	XXX		XXX	XXX
12. Totals												

Schedule P - Part 2F - Section 1 - Medical Professional Liability - Occurrence

N O N E

Schedule P - Part 2F - Section 2 - Medical Professional Liability - Claims-Made

N O N E

Schedule P - Part 2G - Special Liability (Ocean Marine, Aircraft (all perils), Boiler and Machinery)

N O N E

Schedule P - Part 2H - Section 1 - Other Liability - Occurrence

N O N E

Schedule P - Part 2H - Section 2- Other Liability - Claims-Made

N O N E

ANNUAL STATEMENT FOR THE YEAR 2017 OF THE Bristol West Insurance Company

SCHEDULE P - PART 2I - SPECIAL PROPERTY (FIRE, ALLIED LINES, INLAND MARINE, EARTHQUAKE, BURGLARY, AND THEFT)

Years in Which Losses Were Incurred	INCURRED NET LOSSES AND DEFENSE AND COST CONTAINMENT EXPENSES REPORTED AT YEAR END (\$000 OMITTED)										DEVELOPMENT	
	1 2008	2 2009	3 2010	4 2011	5 2012	6 2013	7 2014	8	9 2016	10 2017	11 One Year	12 Two Year
1. Prior.....	XXX	XXX	XXX	XXX	XXX	XXX	XXX					
2. 2016.....	XXX	XXX	XXX	XXX	XXX	XXX	XXX	XXX				XXX
3. 2017	XXX	XXX	XXX	XXX	XXX	XXX	XXX	XXX	XXX		XXX	XXX
4. Totals												

SCHEDULE P - PART 2J - AUTO PHYSICAL DAMAGE

1. Prior.....	XXX	XXX	XXX	XXX	XXX	XXX	XXX	(3)	(10)	(38)	(28)	(35)
2. 2016.....	XXX	XXX	XXX	XXX	XXX	XXX	XXX	XXX				XXX
3. 2017	XXX	XXX	XXX	XXX	XXX	XXX	XXX	XXX	XXX		XXX	XXX
4. Totals											(28)	(35)

SCHEDULE P - PART 2K - FIDELITY/SURETY

1. Prior.....	XXX	XXX	XXX	XXX	XXX	XXX	XXX					
2. 2016.....	XXX	XXX	XXX	XXX	XXX	XXX	XXX	XXX				XXX
3. 2017	XXX	XXX	XXX	XXX	XXX	XXX	XXX	XXX	XXX		XXX	XXX
4. Totals												

SCHEDULE P - PART 2L - OTHER (INCLUDING CREDIT, ACCIDENT AND HEALTH)

1. Prior.....	XXX	XXX	XXX	XXX	XXX	XXX	XXX					
2. 2016.....	XXX	XXX	XXX	XXX	XXX	XXX	XXX	XXX				XXX
3. 2017	XXX	XXX	XXX	XXX	XXX	XXX	XXX	XXX	XXX		XXX	XXX
4. Totals												

SCHEDULE P - PART 2M - INTERNATIONAL

1. Prior.....												
2. 2008.....												
3. 2009.....	XXX											
4. 2010.....	XXX	XXX										
5. 2011.....	XXX	XXX	XXX									
6. 2012.....	XXX	XXX	XXX	XXX								
7. 2013.....	XXX	XXX	XXX	XXX	XXX							
8. 2014.....	XXX	XXX	XXX	XXX	XXX	XXX						
9. 2015.....	XXX	XXX	XXX	XXX	XXX	XXX	XXX					
10. 2016.....	XXX	XXX	XXX	XXX	XXX	XXX	XXX	XXX				XXX
11. 2017	XXX	XXX	XXX	XXX	XXX	XXX	XXX	XXX	XXX		XXX	XXX
12. Totals												

Schedule P - Part 2N - Reinsurance - Nonproportional Assumed Property

N O N E

Schedule P - Part 2O - Reinsurance - Nonproportional Assumed Liability

N O N E

Schedule P - Part 2P - Reinsurance - Nonproportional Assumed Financial Lines

N O N E

Schedule P - Part 2R - Section 1 - Products Liability - Occurrence

N O N E

Schedule P - Part 2R - Section 2 - Products Liability - Claims-Made

N O N E

Schedule P - Part 2S - Financial Guaranty/Mortgage Guaranty

N O N E

Schedule P - Part 2T - Warranty

N O N E

SCHEDULE P - PART 3A - HOMEOWNERS/FARMOWNERS

Years in Which Losses Were Incurred	CUMULATIVE PAID NET LOSSES AND DEFENSE AND COST CONTAINMENT EXPENSES REPORTED AT YEAR END (\$000 OMITTED)										11 Number of Claims Closed With Loss Payment	12 Number of Claims Closed Without Loss Payment
	1	2	3	4	5	6	7	8	9	10		
	2008	2009	2010	2011	2012	2013	2014	2015	2016	2017		
1. Prior.....	.000											
2. 2008.....												
3. 2009.....	XXX											
4. 2010.....	XXX	XXX										
5. 2011.....	XXX	XXX	XXX									
6. 2012.....	XXX	XXX	XXX	XXX								
7. 2013.....	XXX	XXX	XXX	XXX	XXX							
8. 2014.....	XXX	XXX	XXX	XXX	XXX	XXX						
9. 2015.....	XXX	XXX	XXX	XXX	XXX	XXX	XXX					
10. 2016.....	XXX	XXX	XXX	XXX	XXX	XXX	XXX	XXX				
11. 2017.....	XXX	XXX	XXX	XXX	XXX	XXX	XXX	XXX	XXX			

SCHEDULE P - PART 3B - PRIVATE PASSENGER AUTO LIABILITY/MEDICAL

1. Prior.....	.000	11,441	17,237	19,202	20,180	21,270	21,485	21,871	22,068	22,259	2,104	111
2. 2008.....	3,609	7,151	8,469	9,127	9,398	9,509	9,574	9,580	9,589	9,589	19,898	13,496
3. 2009.....	XXX	5,205	9,399	11,525	12,510	12,917	13,074	13,116	13,128	13,135	29,093	17,568
4. 2010.....	XXX	XXX									36,114	13,727
5. 2011.....	XXX	XXX	XXX								32,663	11,857
6. 2012.....	XXX	XXX	XXX	XXX							31,061	13,617
7. 2013.....	XXX	XXX	XXX	XXX	XXX						22,213	13,268
8. 2014.....	XXX	XXX	XXX	XXX	XXX	XXX					19,788	7,965
9. 2015.....	XXX	XXX	XXX	XXX	XXX	XXX	XXX				21,429	8,187
10. 2016.....	XXX	XXX	XXX	XXX	XXX	XXX	XXX	XXX			20,900	7,714
11. 2017.....	XXX	XXX	XXX	XXX	XXX	XXX	XXX	XXX	XXX		15,463	6,378

SCHEDULE P - PART 3C - COMMERCIAL AUTO/TRUCK LIABILITY/MEDICAL

1. Prior.....	.000											
2. 2008.....												
3. 2009.....	XXX											
4. 2010.....	XXX	XXX										
5. 2011.....	XXX	XXX	XXX									
6. 2012.....	XXX	XXX	XXX	XXX								
7. 2013.....	XXX	XXX	XXX	XXX	XXX							
8. 2014.....	XXX	XXX	XXX	XXX	XXX	XXX						
9. 2015.....	XXX	XXX	XXX	XXX	XXX	XXX	XXX					
10. 2016.....	XXX	XXX	XXX	XXX	XXX	XXX	XXX	XXX				
11. 2017.....	XXX	XXX	XXX	XXX	XXX	XXX	XXX	XXX	XXX			

SCHEDULE P - PART 3D - WORKERS' COMPENSATION
(EXCLUDING EXCESS WORKERS' COMPENSATION)

1. Prior.....	.000											
2. 2008.....												
3. 2009.....	XXX											
4. 2010.....	XXX	XXX										
5. 2011.....	XXX	XXX	XXX									
6. 2012.....	XXX	XXX	XXX	XXX								
7. 2013.....	XXX	XXX	XXX	XXX	XXX							
8. 2014.....	XXX	XXX	XXX	XXX	XXX	XXX						
9. 2015.....	XXX	XXX	XXX	XXX	XXX	XXX	XXX					
10. 2016.....	XXX	XXX	XXX	XXX	XXX	XXX	XXX	XXX				
11. 2017.....	XXX	XXX	XXX	XXX	XXX	XXX	XXX	XXX	XXX			

SCHEDULE P - PART 3E - COMMERCIAL MULTIPLE PERIL

1. Prior.....	.000											
2. 2008.....												
3. 2009.....	XXX											
4. 2010.....	XXX	XXX										
5. 2011.....	XXX	XXX	XXX									
6. 2012.....	XXX	XXX	XXX	XXX								
7. 2013.....	XXX	XXX	XXX	XXX	XXX							
8. 2014.....	XXX	XXX	XXX	XXX	XXX	XXX						
9. 2015.....	XXX	XXX	XXX	XXX	XXX	XXX	XXX					
10. 2016.....	XXX	XXX	XXX	XXX	XXX	XXX	XXX	XXX				
11. 2017.....	XXX	XXX	XXX	XXX	XXX	XXX	XXX	XXX	XXX			

Schedule P - Part 3F - Section 1 - Medical Professional Liability - Occurrence

N O N E

Schedule P - Part 3F - Section 2 - Medical Professional Liability - Claims-Made

N O N E

Schedule P - Part 3G - Special Liability

N O N E

Schedule P - Part 3H - Section 1 - Other Liability - Occurrence

N O N E

Schedule P - Part 3H - Section 2 - Other Liability - Claims-Made

N O N E

ANNUAL STATEMENT FOR THE YEAR 2017 OF THE Bristol West Insurance Company

SCHEDULE P - PART 3I - SPECIAL PROPERTY (FIRE, ALLIED LINES, INLAND MARINE, EARTHQUAKE, BURGLARY, AND THEFT)

Years in Which Losses Were Incurred	CUMULATIVE PAID NET LOSSES AND DEFENSE AND COST CONTAINMENT EXPENSES REPORTED AT YEAR END (\$000 OMITTED)										11 Number of Claims Closed With Loss Payment	12 Number of Claims Closed Without Loss Payment
	1	2	3	4	5	6	7	8	9	10		
	2008	2009	2010	2011	2012	2013	2014	2015	2016	2017		
1. Prior.....	XXX	XXX	XXX	XXX	XXX	XXX	XXX	XXX			XXX	XXX
2. 2016.....	XXX	XXX	XXX	XXX	XXX	XXX	XXX	XXX			XXX	XXX
3. 2017.....	XXX	XXX	XXX	XXX	XXX	XXX	XXX	XXX	XXX		XXX	XXX

SCHEDULE P - PART 3J - AUTO PHYSICAL DAMAGE

1. Prior.....	XXX	XXX	XXX	XXX	XXX	XXX	XXX	.000	(22)	(37)	188,354	49,667
2. 2016.....	XXX	XXX	XXX	XXX	XXX	XXX	XXX	XXX			16,279	4,929
3. 2017.....	XXX	XXX	XXX	XXX	XXX	XXX	XXX	XXX	XXX		15,038	4,544

SCHEDULE P - PART 3K - FIDELITY/SURETY

1. Prior.....	XXX	XXX	XXX	XXX	XXX	XXX	XXX	XXX			XXX	XXX
2. 2016.....	XXX	XXX	XXX	XXX	XXX	XXX	XXX	XXX			XXX	XXX
3. 2017.....	XXX	XXX	XXX	XXX	XXX	XXX	XXX	XXX	XXX		XXX	XXX

SCHEDULE P - PART 3L - OTHER (INCLUDING CREDIT, ACCIDENT AND HEALTH)

1. Prior.....	XXX	XXX	XXX	XXX	XXX	XXX	XXX	.000			XXX	XXX
2. 2016.....	XXX	XXX	XXX	XXX	XXX	XXX	XXX	XXX			XXX	XXX
3. 2017.....	XXX	XXX	XXX	XXX	XXX	XXX	XXX	XXX	XXX		XXX	XXX

SCHEDULE P - PART 3M - INTERNATIONAL

1. Prior.....	.000										XXX	XXX
2. 2008.....											XXX	XXX
3. 2009.....	XXX										XXX	XXX
4. 2010.....	XXX	XXX									XXX	XXX
5. 2011.....	XXX	XXX	XXX								XXX	XXX
6. 2012.....	XXX	XXX	XXX	XXX							XXX	XXX
7. 2013.....	XXX	XXX	XXX	XXX	XXX						XXX	XXX
8. 2014.....	XXX	XXX	XXX	XXX	XXX	XXX					XXX	XXX
9. 2015.....	XXX	XXX	XXX	XXX	XXX	XXX	XXX				XXX	XXX
10. 2016.....	XXX	XXX	XXX	XXX	XXX	XXX	XXX	XXX			XXX	XXX
11. 2017.....	XXX	XXX	XXX	XXX	XXX	XXX	XXX	XXX	XXX		XXX	XXX

Schedule P - Part 3N - Reinsurance - Nonproportional Assumed Property

N O N E

Schedule P - Part 3O - Reinsurance - Nonproportional Assumed Liability

N O N E

Schedule P - Part 3P - Reinsurance - Nonproportional Assumed Financial Lines

N O N E

Schedule P - Part 3R - Section 1 - Product Liability - Occurrence

N O N E

Schedule P - Part 3R - Section 2 - Product Liability - Claims-Made

N O N E

Schedule P - Part 3S - Financial Guaranty/Mortgage Guaranty

N O N E

Schedule P - Part 3T - Warranty

N O N E

ANNUAL STATEMENT FOR THE YEAR 2017 OF THE Bristol West Insurance Company

SCHEDULE P - PART 4A - HOMEOWNERS/FARMOWNERS

Years in Which Losses Were Incurred	BULK AND IBNR RESERVES ON NET LOSSES AND DEFENSE AND COST CONTAINMENT EXPENSES REPORTED AT YEAR END (\$000 OMITTED)									
	1	2	3	4	5	6	7	8	9	10
	2008	2009	2010	2011	2012	2013	2014	2015	2016	2017
1. Prior.....										
2. 2008.....										
3. 2009.....	XXX									
4. 2010.....	XXX	XXX								
5. 2011.....	XXX	XXX	XX							
6. 2012.....	XXX	XXX	XX	XX						
7. 2013.....	XXX	XXX	XX	XXX	XXX					
8. 2014.....	XXX	XXX	XXX	XXX	XXX	XXX				
9. 2015.....	XXX	XXX	XXX	XXX	XXX	XXX	XXX			
10. 2016.....	XXX	XXX	XXX	XXX	XXX	XXX	XXX	XXX		
11. 2017.....	XXX	XXX	XXX	XXX	XXX	XXX	XXX	XXX	XXX	

SCHEDULE P - PART 4B - PRIVATE PASSENGER AUTO LIABILITY/MEDICAL

1. Prior.....	9,175	7,220	742	572	827	557	270	115	32	
2. 2008.....	1,831	765	233	84	57	30	26	19	23	5
3. 2009.....	XXX	2,959	903	418	186	75	52	21	13	9
4. 2010.....	XXX	XXX								
5. 2011.....	XXX	XXX	XXX							
6. 2012.....	XXX	XXX	XXX	XXX						
7. 2013.....	XXX	XXX	XXX	XXX	XXX					
8. 2014.....	XXX	XXX	XXX	XXX	XXX	XXX				
9. 2015.....	XXX	XXX	XXX	XXX	XXX	XXX	XXX			
10. 2016.....	XXX	XXX	XXX	XXX	XXX	XXX	XXX	XXX		
11. 2017.....	XXX	XXX	XXX	XXX	XXX	XXX	XXX	XXX	XXX	

SCHEDULE P - PART 4C - COMMERCIAL AUTO/TRUCK LIABILITY/MEDICAL

1. Prior.....										
2. 2008.....										
3. 2009.....	XXX									
4. 2010.....	XXX	XXX								
5. 2011.....	XXX	XXX	XXX							
6. 2012.....	XXX	XXX	XX	XXX						
7. 2013.....	XXX	XXX	XX	XXX	XX					
8. 2014.....	XXX	XXX	XX	XXX	XX	XX				
9. 2015.....	XXX	XXX	XX	XXX	XX	XX	XXX			
10. 2016.....	XXX	XXX	XXX	XXX	XXX	XXX	XXX	XXX		
11. 2017.....	XXX	XXX	XXX	XXX	XXX	XXX	XXX	XXX	XXX	

SCHEDULE P - PART 4D - WORKERS' COMPENSATION
(EXCLUDING EXCESS WORKERS' COMPENSATION)

1. Prior.....										
2. 2008.....										
3. 2009.....	XXX									
4. 2010.....	XXX	XXX								
5. 2011.....	XXX	XXX	XXX							
6. 2012.....	XXX	XXX	XX	XXX						
7. 2013.....	XXX	XXX	XX	XXX	XX					
8. 2014.....	XXX	XXX	XX	XXX	XX	XX				
9. 2015.....	XXX	XXX	XX	XXX	XX	XX	XXX			
10. 2016.....	XXX	XXX	XXX	XXX	XXX	XXX	XXX	XXX		
11. 2017.....	XXX	XXX	XXX	XXX	XXX	XXX	XXX	XXX	XXX	

SCHEDULE P - PART 4E - COMMERCIAL MULTIPLE PERIL

1. Prior.....										
2. 2008.....										
3. 2009.....	XXX									
4. 2010.....	XXX	XXX								
5. 2011.....	XXX	XXX	XXX							
6. 2012.....	XXX	XXX	XX	XXX						
7. 2013.....	XXX	XXX	XX	XXX	XX					
8. 2014.....	XXX	XXX	XX	XXX	XX	XX				
9. 2015.....	XXX	XXX	XX	XXX	XX	XX	XXX			
10. 2016.....	XXX	XXX	XXX	XXX	XXX	XXX	XXX	XXX		
11. 2017.....	XXX	XXX	XXX	XXX	XXX	XXX	XXX	XXX	XXX	

Schedule P - Part 4F - Section 1 - Medical Professional Liability - Occurrence

N O N E

Schedule P - Part 4F - Section 2 - Medical Professional Liability - Claims-Made

N O N E

Schedule P - Part 4G - Special Liability

N O N E

Schedule P - Part 4H - Section 1 - Other Liability - Occurrence

N O N E

Schedule P - Part 4H - Section 2 - Other Liability - Claims-Made

N O N E

ANNUAL STATEMENT FOR THE YEAR 2017 OF THE Bristol West Insurance Company

SCHEDULE P - PART 4I - SPECIAL PROPERTY (FIRE, ALLIED LINES, INLAND MARINE, EARTHQUAKE, BURGLARY, AND THEFT)

Years in Which Losses Were Incurred	BULK AND IBNR RESERVES ON NET LOSSES AND DEFENSE AND COST CONTAINMENT EXPENSES REPORTED AT YEAR END (\$000 OMITTED)									
	1	2	3	4	5	6	7	8	9	10
	2008	2009	2010	2011	2012	2013	2014	2015	2016	2017
1. Prior	XXX	XXX	XXX	XXX	XXX	XXX	XXX			
2. 2016	XXX	XXX	XXX	XXX	XXX	XXX	XXX	XXX		
3. 2017	XXX	XXX	XXX	XXX	XXX	XXX	XXX	XXX	XXX	

SCHEDULE P - PART 4J - AUTO PHYSICAL DAMAGE

1. Prior	XXX	XXX	XXX	XXX	XXX	XXX	XXX	(3)	12	
2. 2016	XXX	XXX	XXX	XXX	XXX	XXX	XXX	XXX		
3. 2017	XXX	XXX	XXX	XXX	XXX	XXX	XXX	XXX	XXX	

SCHEDULE P - PART 4K - FIDELITY/SURETY

1. Prior	XXX	XXX	XXX	XXX	XXX	XXX	XXX			
2. 2016	XXX	XXX	XXX	XXX	XXX	XXX	XXX	XXX		
3. 2017	XXX	XXX	XXX	XXX	XXX	XXX	XXX	XXX	XXX	

SCHEDULE P - PART 4L - OTHER (INCLUDING CREDIT, ACCIDENT AND HEALTH)

1. Prior	XXX	XXX	XXX	XXX	XXX	XXX	XXX			
2. 2016	XXX	XXX	XXX	XXX	XXX	XXX	XXX	XXX		
3. 2017	XXX	XXX	XXX	XXX	XXX	XXX	XXX	XXX	XXX	

SCHEDULE P - PART 4M - INTERNATIONAL

1. Prior										
2. 2008										
3. 2009	XXX									
4. 2010	XXX	XXX								
5. 2011	XXX	XXX	XXX							
6. 2012	XXX	XXX	XXX	XXX						
7. 2013	XXX	XXX	XXX	XXX	XXX					
8. 2014	XXX	XXX	XXX	XXX	XXX	XXX				
9. 2015	XXX	XXX	XXX	XXX	XXX	XXX	XXX			
10. 2016	XXX	XXX	XXX	XXX	XXX	XXX	XXX	XXX		
11. 2017	XXX	XXX	XXX	XXX	XXX	XXX	XXX	XXX	XXX	

Schedule P - Part 4N - Reinsurance - Nonproportional Assumed Property

N O N E

Schedule P - Part 4O - Reinsurance - Nonproportional Assumed Liability

N O N E

Schedule P - Part 4P - Reinsurance - Nonproportional Assumed Financial Lines

N O N E

Schedule P - Part 4R - Section 1 - Products Liability - Occurrence

N O N E

Schedule P - Part 4R - Section 2 - Products Liability - Claims-Made

N O N E

Schedule P - Part 4S - Financial Guaranty/Mortgage Guaranty

N O N E

Schedule P - Part 4T - Warranty

N O N E

Schedule P - Part 5A - Homeowners/Farmowners - Section 1

N O N E

Schedule P - Part 5A - Homeowners/Farmowners - Section 2

N O N E

Schedule P - Part 5A - Homeowners/Farmowners - Section 3

N O N E

ANNUAL STATEMENT FOR THE YEAR 2017 OF THE Bristol West Insurance Company

SCHEDULE P - PART 5B - PRIVATE PASSENGER AUTO LIABILITY/MEDICAL

SECTION 1

Years in Which Premiums Were Earned and Losses Were Incurred	CUMULATIVE NUMBER OF CLAIMS CLOSED WITH LOSS PAYMENT DIRECT AND ASSUMED AT YEAR END									
	1	2	3	4	5	6	7	8	9	10
	2008	2009	2010	2011	2012	2013	2014	2015	2016	2017
1. Prior.....	5,495	1,124	490	178	92	156	49	5	10	
2. 2008.....	12,601	18,465	19,397	19,691	19,789	19,855	19,883	19,891	19,895	19,898
3. 2009.....	XXX	18,709	26,830	28,364	28,795	28,984	29,055	29,073	29,088	29,093
4. 2010.....	XXX	XXX	25,294	34,258	35,375	35,892	36,041	36,089	36,109	36,114
5. 2011.....	XXX	XXX	XXX	23,877	30,940	32,089	32,488	32,599	32,645	32,663
6. 2012.....	XXX	XXX	XXX	XXX	22,605	29,754	30,635	30,921	31,024	31,061
7. 2013.....	XXX	XXX	XXX	XXX	XXX	17,911	21,314	21,927	22,139	22,213
8. 2014.....	XXX	XXX	XXX	XXX	XXX	XXX	14,752	19,015	19,600	19,788
9. 2015.....	XXX	XXX	XXX	XXX	XXX	XXX	XXX	16,451	20,801	21,429
10. 2016.....	XXX	XXX	XXX	XXX	XXX	XXX	XXX	XXX	16,378	20,900
11. 2017.....	XXX	XXX	XXX	XXX	XXX	XXX	XXX	XXX	XXX	15,463

SECTION 2

Years in Which Premiums Were Earned and Losses Were Incurred	NUMBER OF CLAIMS OUTSTANDING DIRECT AND ASSUMED AT YEAR END									
	1	2	3	4	5	6	7	8	9	10
	2008	2009	2010	2011	2012	2013	2014	2015	2016	2017
1. Prior.....	1,962	948	479	294	205	67	22	21	66	
2. 2008.....	7,713	1,265	498	210	102	38	20	9	4	3
3. 2009.....	XXX	7,189	1,881	708	277	89	32	22	15	8
4. 2010.....	XXX	XXX	6,528	1,717	741	210	75	31	14	11
5. 2011.....	XXX	XXX	XXX	5,611	1,577	526	184	66	28	10
6. 2012.....	XXX	XXX	XXX	XXX	5,917	1,221	423	171	65	33
7. 2013.....	XXX	XXX	XXX	XXX	XXX	3,965	768	305	130	62
8. 2014.....	XXX	XXX	XXX	XXX	XXX	XXX	3,820	693	250	91
9. 2015.....	XXX	XXX	XXX	XXX	XXX	XXX	XXX	3,803	750	290
10. 2016.....	XXX	XXX	XXX	XXX	XXX	XXX	XXX	XXX	4,022	724
11. 2017.....	XXX	XXX	XXX	XXX	XXX	XXX	XXX	XXX	XXX	3,926

SECTION 3

Years in Which Premiums Were Earned and Losses Were Incurred	CUMULATIVE NUMBER OF CLAIMS REPORTED DIRECT AND ASSUMED AT YEAR END									
	1	2	3	4	5	6	7	8	9	10
	2008	2009	2010	2011	2012	2013	2014	2015	2016	2017
1. Prior.....	1,844	265	135	59	43	73	26	5	1	
2. 2008.....	30,688	33,001	33,236	33,290	33,318	33,357	33,392	33,395	33,396	33,397
3. 2009.....	XXX	41,083	45,814	46,370	46,475	46,574	46,645	46,655	46,665	46,669
4. 2010.....	XXX	XXX	43,539	49,327	49,634	49,794	49,833	49,848	49,851	49,852
5. 2011.....	XXX	XXX	XXX	39,579	44,004	44,391	44,491	44,518	44,526	44,530
6. 2012.....	XXX	XXX	XXX	XXX	39,919	44,243	44,597	44,680	44,705	44,711
7. 2013.....	XXX	XXX	XXX	XXX	XXX	34,079	35,221	35,466	35,528	35,543
8. 2014.....	XXX	XXX	XXX	XXX	XXX	XXX	25,293	27,553	27,774	27,844
9. 2015.....	XXX	XXX	XXX	XXX	XXX	XXX	XXX	27,392	29,693	29,906
10. 2016.....	XXX	XXX	XXX	XXX	XXX	XXX	XXX	XXX	26,987	29,338
11. 2017.....	XXX	XXX	XXX	XXX	XXX	XXX	XXX	XXX	XXX	25,767

Schedule P - Part 5C - Commercial Auto/Truck Liability/Medical - Section 1

N O N E

Schedule P - Part 5C - Commercial Auto/Truck Liability/Medical - Section 2

N O N E

Schedule P - Part 5C - Commercial Auto/Truck Liability/Medical - Section 3

N O N E

Schedule P-Part 5D-Workers' Compensation (Excluding Excess Workers' Compensation)-Section 1

N O N E

Schedule P-Part 5D-Workers' Compensation (Excluding Excess Workers' Compensation)-Section 2

N O N E

Schedule P-Part 5D-Workers' Compensation (Excluding Excess Workers' Compensation)-Section 3

N O N E

Schedule P - Part 5E - Commercial Multiple Peril - Section 1

N O N E

Schedule P - Part 5E - Commercial Multiple Peril - Section 2

N O N E

Schedule P - Part 5E - Commercial Multiple Peril - Section 3

N O N E

Schedule P - Part 5F - Medical Professional Liability - Occurrence - Section 1A

N O N E

Schedule P - Part 5F - Medical Professional Liability - Occurrence - Section 2A

N O N E

Schedule P - Part 5F - Medical Professional Liability - Occurrence - Section 3A

N O N E

Schedule P - Part 5F - Medical Professional Liability - Claims-Made - Section 1B

N O N E

Schedule P - Part 5F - Medical Professional Liability - Claims-Made - Section 2B

N O N E

Schedule P - Part 5F - Medical Professional Liability - Claims-Made - Section 3B

N O N E

Schedule P - Part 5H - Other Liability - Occurrence - Section 1A

N O N E

Schedule P - Part 5H - Other Liability - Occurrence - Section 2A

N O N E

Schedule P - Part 5H - Other Liability - Occurrence - Section 3A

N O N E

Schedule P - Part 5H - Other Liability - Claims-Made - Section 1B

N O N E

Schedule P - Part 5H - Other Liability - Claims-Made - Section 2B

N O N E

Schedule P - Part 5H - Other Liability - Claims-Made - Section 3B

N O N E

Schedule P - Part 5R - Products Liability - Occurrence - Section 1A

N O N E

Schedule P - Part 5R - Products Liability - Occurrence - Section 2A

N O N E

Schedule P - Part 5R - Products Liability - Occurrence - Section 3A

N O N E

Schedule P - Part 5R - Products Liability - Claims-Made - Section 1B

N O N E

Schedule P - Part 5R - Products Liability - Claims-Made - Section 2B

N O N E

Schedule P - Part 5R - Products Liability - Claims-Made - Section 3B

N O N E

Schedule P - Part 5T - Warranty - Section 1

N O N E

Schedule P - Part 5T - Warranty - Section 2

N O N E

Schedule P - Part 5T - Warranty - Section 3

N O N E

Schedule P - Part 6C - Commercial Auto/Truck Liability/Medical - Section 1

N O N E

Schedule P - Part 6C - Commercial Auto/Truck Liability/Medical - Section 2

N O N E

Schedule P-Part 6D-Workers' Compensation (Excluding Excess Workers' Compensation)-Section 1

N O N E

Schedule P-Part 6D-Workers' Compensation (Excluding Excess Workers' Compensation)-Section 2

N O N E

Schedule P - Part 6E - Commercial Multiple Peril - Section 1

N O N E

Schedule P - Part 6E - Commercial Multiple Peril - Section 2

N O N E

Schedule P - Part 6H - Other Liability - Occurrence - Section 1A

N O N E

Schedule P - Part 6H - Other Liability - Occurrence - Section 2A

N O N E

Schedule P - Part 6H - Other Liability - Claims-Made - Section 1B

N O N E

Schedule P - Part 6H - Other Liability - Claims-Made - Section 2B

N O N E

Schedule P - Part 6M - International - Section 1

N O N E

Schedule P - Part 6M - International - Section 2

N O N E

Schedule P - Part 6N- Reinsurance A - Nonproportional Assumed Property - Section 1

N O N E

Schedule P - Part 6N- Reinsurance A - Nonproportional Assumed Property - Section 2

N O N E

Schedule P - Part 6O - Reinsurance B - Nonproportional Liability - Section 1

N O N E

Schedule P - Part 6O - Reinsurance B - Nonproportional Assumed Liability - Section 2

N O N E

Schedule P - Part 6R - Products Liability - Occurrence - Section 1A

N O N E

Schedule P - Part 6R - Products Liability - Occurrence - Section 2A

N O N E

Schedule P - Part 6R - Products Liability - Claims-Made - Section 1B

N O N E

Schedule P - Part 6R - Products Liability - Claims-Made - Section 2B

N O N E

Schedule P - Part 7A - Section 1 - Primary Loss Sensitive Contracts

N O N E

Schedule P - Part 7A - Section 2 - Primary Loss Sensitive Contracts

N O N E

Schedule P - Part 7A - Section 3 - Primary Loss Sensitive Contracts

N O N E

Schedule P - Part 7A - Section 4 - Primary Loss Sensitive Contracts

N O N E

Schedule P - Part 7A - Section 5 - Primary Loss Sensitive Contracts

N O N E

Schedule P - Part 7B - Section 1 - Reinsurance Loss Sensitive Contracts

N O N E

Schedule P - Part 7B - Section 2 - Reinsurance Loss Sensitive Contracts
N O N E

Schedule P - Part 7B - Section 3 - Reinsurance Loss Sensitive Contracts
N O N E

Schedule P - Part 7B - Section 4 - Reinsurance Loss Sensitive Contracts
N O N E

Schedule P - Part 7B - Section 5 - Reinsurance Loss Sensitive Contracts
N O N E

Schedule P - Part 7B - Section 6 - Reinsurance Loss Sensitive Contracts
N O N E

Schedule P - Part 7B - Section 7 - Reinsurance Loss Sensitive Contracts
N O N E

SCHEDULE P INTERROGATORIES

1. The following questions relate to yet-to-be-issued Extended Reporting Endorsements (EREs) arising from Death, Disability, or Retirement (DDR) provisions in Medical Professional Liability Claims Made insurance policies. EREs provided for reasons other than DDR are not to be included.
- 1.1 Does the company issue Medical Professional Liability Claims Made insurance policies that provide tail (also known as an extended reporting endorsement, or “ERE”) benefits in the event of Death, Disability, or Retirement (DDR) at a reduced charge or at no additional cost?

Yes [] No [X]

If the answer to question 1.1 is “no”, leave the following questions blank. If the answer to question 1.1 is “yes”, please answer the following questions:
- 1.2 What is the total amount of the reserve for that provision (DDR Reserve), as reported, explicitly or not, elsewhere in this statement (in dollars)?
- 1.3 Does the company report any DDR reserve as Unearned Premium Reserve per SSAP #65?
- Yes [] No []
- 1.4 Does the company report any DDR reserve as loss or loss adjustment expense reserve?
- Yes [] No []
- 1.5 If the company reports DDR reserve as Unearned Premium Reserve, does that amount match the figure on the Underwriting and Investment Exhibit, Part 1A - Recapitulation of all Premiums (Page 7) Column 2, Lines 11.1 plus 11.2?
- Yes [] No [] N/A []
- 1.6 If the company reports DDR reserve as loss or loss adjustment expense reserve, please complete the following table corresponding to where these reserves are reported in Schedule P:

Years in Which Premiums Were Earned and Losses Were Incurred		DDR Reserve Included in Schedule P, Part 1F, Medical Professional Liability Column 24: Total Net Losses and Expenses Unpaid	
		1 Section 1: Occurrence	2 Section 2: Claims-Made
1.601	Prior		
1.602	2008		
1.603	2009		
1.604	2010		
1.605	2011		
1.606	2012		
1.607	2013		
1.608	2014		
1.609	2015		
1.610	2016		
1.611	2017		
1.612	Totals		

2. The definition of allocated loss adjustment expenses (ALAE) and, therefore, unallocated loss adjustment expenses (ULAE) was changed effective January 1, 1998. This change in definition applies to both paid and unpaid expenses. Are these expenses (now reported as “Defense and Cost Containment” and “Adjusting and Other”) reported in compliance with these definitions in this statement?
- Yes [X] No []
3. The Adjusting and Other expense payments and reserves should be allocated to the years in which the losses were incurred based on the number of claims reported, closed and outstanding in those years. When allocating Adjusting and Other expense between companies in a group or a pool, the Adjusting and Other expense should be allocated in the same percentage used for the loss amounts and the claim counts. For reinsurers, Adjusting and Other expense assumed should be reported according to the reinsurance contract. For Adjusting and Other expense incurred by reinsurers, or in those situations where suitable claim count information is not available, Adjusting and Other expense should be allocated by a reasonable method determined by the company and described in Interrogatory 7, below. Are they so reported in this Statement?
- Yes [X] No []
4. Do any lines in Schedule P include reserves that are reported gross of any discount to present value of future payments, and that are reported net of such discounts on Page 10?
- Yes [] No [X]
- If yes, proper disclosure must be made in the Notes to Financial Statements, as specified in the Instructions. Also, the discounts must be reported in Schedule P - Part 1, Columns 32 and 33. Schedule P must be completed gross of non-tabular discounting. Work papers relating to discount calculations must be available for examination upon request.
- Discounting is allowed only if expressly permitted by the state insurance department to which this Annual Statement is being filed.
5. What were the net premiums in force at the end of the year for:
- (in thousands of dollars)
- 5.1 Fidelity
- 5.2 Surety
6. Claim count information is reported per claim or per claimant (Indicate which).
- per claimant
- If not the same in all years, explain in Interrogatory 7.
- 7.1 The information provided in Schedule P will be used by many persons to estimate the adequacy of the current loss and expense reserves, among other things. Are there any especially significant events, coverage, retention or accounting changes that have occurred that must be considered when making such analyses?
- Yes [] No [X]
- 7.2 (An extended statement may be attached.)
- Adjusting and Other expenses are allocated based on a combination of claim count metrics in conjunction with loss experience by accident year.

SCHEDULE T - PART 2
INTERSTATE COMPACT - EXHIBIT OF PREMIUMS WRITTEN

Allocated by States and Territories

States, Etc.		Direct Business Only				
		1	2	3	4	6
		Life (Group and Individual)	Annuities (Group and Individual)	Disability Income (Group and Individual)	Long-Term Care (Group and Individual)	Totals
1.	Alabama	AL				
2.	Alaska	AK				
3.	Arizona	AZ				
4.	Arkansas	AR				
5.	California	CA				
6.	Colorado	CO				
7.	Connecticut	CT				
8.	Delaware	DE				
9.	District of Columbia	DC				
10.	Florida	FL				
11.	Georgia	GA				
12.	Hawaii	HI				
13.	Idaho	ID				
14.	Illinois	IL				
15.	Indiana	IN				
16.	Iowa	IA				
17.	Kansas	KS				
18.	Kentucky	KY				
19.	Louisiana	LA				
20.	Maine	ME				
21.	Maryland	MD				
22.	Massachusetts	MA				
23.	Michigan	MI				
24.	Minnesota	MN				
25.	Mississippi	MS				
26.	Missouri	MO				
27.	Montana	MT				
28.	Nebraska	NE				
29.	Nevada	NV				
30.	New Hampshire	NH				
31.	New Jersey	NJ				
32.	New Mexico	NM				
33.	New York	NY				
34.	North Carolina	NC				
35.	North Dakota	ND				
36.	Ohio	OH				
37.	Oklahoma	OK				
38.	Oregon	OR				
39.	Pennsylvania	PA				
40.	Rhode Island	RI				
41.	South Carolina	SC				
42.	South Dakota	SD				
43.	Tennessee	TN				
44.	Texas	TX				
45.	Utah	UT				
46.	Vermont	VT				
47.	Virginia	VA				
48.	Washington	WA				
49.	West Virginia	WV				
50.	Wisconsin	WI				
51.	Wyoming	WY				
52.	American Samoa	AS				
53.	Guam	GU				
54.	Puerto Rico	PR				
55.	U.S. Virgin Islands	VI				
56.	Northern Mariana Islands	MP				
57.	Canada	CAN				
58.	Aggregate Other Alien	OT				
59.	Total					

NONE

ANNUAL STATEMENT FOR THE YEAR 2017 OF THE Bristol West Insurance Company

SCHEDULE Y

PART 1A - DETAIL OF INSURANCE HOLDING COMPANY SYSTEM

1	2	3	4	5	6	7	8	9	10	11	12	13	14	15	16
Group Code	Group Name	NAIC Company Code	ID Number	Federal RSSD	CIK	Name of Securities Exchange if Publicly Traded (U.S. or International)	Names of Parent, Subsidiaries Or Affiliates	Domi-ciliary Location	Relation-ship to Reporting Entity	Directly Controlled by (Name of Entity/Person)	Type of Control (Ownership, Board, Management, Attorney-in-Fact, Influence, Other)	If Control is Ownership Provide Per-centage	Ultimate Controlling Entity(ies)/Person(s)	Is an SCA Filing Re-quired? (Y/N)	*
		.00000	81-4674724				145 Great Road, LLC	.DE	.NIA	Mid-Century Insurance Company	Ownership	100.000	Farmers Insurance Exchange	.N	
		.00000	47-3820947				17885 Von Karman, LLC	.CA	.NIA	Mid-Century Insurance Company	Ownership	100.000	Farmers Insurance Exchange	.N	
		.00000	82-2860816				201 Railroad Ave, LLC	.DE	.NIA	Farmers Insurance Exchange	Ownership	100.000	Farmers Insurance Exchange	.N	
.0069	Farmers Insurance Group	25232	22-3398993				21st Century Advantage Insurance Company	.MN	.IA	21st Century North America Insurance Company	Ownership	100.000	Farmers Insurance Exchange	.N	
.0069	Farmers Insurance Group	44245	13-3551577				21st Century Assurance Company	.DE	.IA	Farmers Insurance Exchange	Ownership	80.000	Farmers Insurance Exchange	.N	
.0069	Farmers Insurance Group	44245	13-3551577				21st Century Assurance Company	.DE	.IA	Fire Insurance Exchange	Ownership	10.000	Farmers Insurance Exchange	.N	
.0069	Farmers Insurance Group	44245	13-3551577				21st Century Assurance Company	.DE	.IA	Truck Insurance Exchange	Ownership	10.000	Farmers Insurance Exchange	.N	
.0069	Farmers Insurance Group	10184	22-3337475				21st Century Auto Insurance Company of New Jersey	.NJ	.IA	21st Century Centennial Insurance Company	Ownership	100.000	Farmers Insurance Exchange	.N	
.0069	Farmers Insurance Group	36404	95-4136306				21st Century Casualty Company	.CA	.IA	21st Century Insurance Group	Ownership	100.000	Farmers Insurance Exchange	.N	
.0069	Farmers Insurance Group	34789	23-2044095				21st Century Centennial Insurance Company	.PA	.IA	Farmers Insurance Exchange	Ownership	80.000	Farmers Insurance Exchange	.N	
.0069	Farmers Insurance Group	34789	23-2044095				21st Century Centennial Insurance Company	.PA	.IA	Fire Insurance Exchange	Ownership	10.000	Farmers Insurance Exchange	.N	
.0069	Farmers Insurance Group	34789	23-2044095				21st Century Centennial Insurance Company	.PA	.IA	Truck Insurance Exchange	Ownership	10.000	Farmers Insurance Exchange	.N	
.0069	Farmers Insurance Group	43974	13-1967524				21st Century Indemnity Insurance Company	.PA	.IA	21st Century Premier Insurance Company	Ownership	100.000	Farmers Insurance Exchange	.N	
		.00000	51-0283170				21st Century Insurance and Financial Services, Inc.	.DE	.NIA	Farmers Insurance Exchange	Ownership	80.000	Farmers Insurance Exchange	.Y	
		.00000	51-0283170				21st Century Insurance and Financial Services, Inc.	.DE	.NIA	Fire Insurance Exchange	Ownership	10.000	Farmers Insurance Exchange	.Y	
		.00000	51-0283170				21st Century Insurance and Financial Services, Inc.	.DE	.NIA	Truck Insurance Exchange	Ownership	10.000	Farmers Insurance Exchange	.Y	
.0069	Farmers Insurance Group	12963	95-2565072				21st Century Insurance Company	.CA	.IA	21st Century Insurance Group	Ownership	100.000	Farmers Insurance Exchange	.N	
.0069	Farmers Insurance Group	10245	86-0812982				21st Century Insurance Company of the Southwest	.TX	.IA	21st Century Insurance Group	Ownership	100.000	Farmers Insurance Exchange	.N	
		.00000	95-1935264				21st Century Insurance Group	.DE	.NIA	Farmers Insurance Exchange	Ownership	80.000	Farmers Insurance Exchange	.Y	
		.00000	95-1935264				21st Century Insurance Group	.DE	.NIA	Fire Insurance Exchange	Ownership	10.000	Farmers Insurance Exchange	.Y	
		.00000	95-1935264				21st Century Insurance Group	.DE	.NIA	Truck Insurance Exchange	Ownership	10.000	Farmers Insurance Exchange	.Y	
.0069	Farmers Insurance Group	36587	13-3801089				21st Century National Insurance Company	.NY	.IA	21st Century Security Insurance Company	Ownership	100.000	Farmers Insurance Exchange	.N	
.0069	Farmers Insurance Group	32220	13-3333609				21st Century North America Insurance Company	.NY	.IA	Farmers Insurance Exchange	Ownership	80.000	Farmers Insurance Exchange	.N	
.0069	Farmers Insurance Group	32220	13-3333609				21st Century North America Insurance Company	.NY	.IA	Fire Insurance Exchange	Ownership	10.000	Farmers Insurance Exchange	.N	
.0069	Farmers Insurance Group	32220	13-3333609				21st Century North America Insurance Company	.NY	.IA	Truck Insurance Exchange	Ownership	10.000	Farmers Insurance Exchange	.N	
.0069	Farmers Insurance Group	23795	02-0226203				21st Century Pacific Insurance Company	.CO	.IA	Farmers Insurance Exchange	Ownership	80.000	Farmers Insurance Exchange	.N	
.0069	Farmers Insurance Group	23795	02-0226203				21st Century Pacific Insurance Company	.CO	.IA	Fire Insurance Exchange	Ownership	10.000	Farmers Insurance Exchange	.N	
.0069	Farmers Insurance Group	23795	02-0226203				21st Century Pacific Insurance Company	.CO	.IA	Truck Insurance Exchange	Ownership	10.000	Farmers Insurance Exchange	.N	
.0069	Farmers Insurance Group	10710	13-3922232				21st Century Pinnacle Insurance Company	.NJ	.IA	21st Century North America Insurance Company	Ownership	100.000	Farmers Insurance Exchange	.N	
.0069	Farmers Insurance Group	22225	95-2743473				21st Century Preferred Insurance Company	.PA	.IA	21st Century Centennial Insurance Company	Ownership	100.000	Farmers Insurance Exchange	.N	
.0069	Farmers Insurance Group	20796	22-1721971				21st Century Premier Insurance Company	.PA	.IA	21st Century Centennial Insurance Company	Ownership	100.000	Farmers Insurance Exchange	.N	
.0069	Farmers Insurance Group	23833	02-0227294				21st Century Security Insurance Company	.PA	.IA	Farmers Insurance Exchange	Ownership	80.000	Farmers Insurance Exchange	.N	
.0069	Farmers Insurance Group	23833	02-0227294				21st Century Security Insurance Company	.PA	.IA	Fire Insurance Exchange	Ownership	10.000	Farmers Insurance Exchange	.N	
.0069	Farmers Insurance Group	23833	02-0227294				21st Century Security Insurance Company	.PA	.IA	Truck Insurance Exchange	Ownership	10.000	Farmers Insurance Exchange	.N	
.0069	Farmers Insurance Group	43761	95-4232263				21st Century Superior Insurance Company	.CA	.IA	21st Century North America Insurance Company	Ownership	100.000	Farmers Insurance Exchange	.N	
		.00000	82-2666461				2501 East Valley Road, LLC	.DE	.NIA	Fire Insurance Exchange	Ownership	100.000	Fire Insurance Exchange	.N	
		.00000	47-4944225				2720 Fourth Ave, LLC	.DE	.NIA	Farmers Insurance Exchange	Ownership	100.000	Farmers Insurance Exchange	.N	
		.00000	81-0741455				384 Santa Trinita Ave LLC	.DE	.NIA	Fire Insurance Exchange	Ownership	100.000	Farmers Insurance Exchange	.N	
		.00000	81-2487862				3900 Indian Avenue, LLC	.DE	.NIA	Farmers Insurance Exchange	Ownership	100.000	Farmers Insurance Exchange	.N	
		.00000	81-4365602				460 Gibraltar Drive, LLC	.DE	.NIA	Truck Insurance Exchange	Ownership	100.000	Farmers Insurance Exchange	.N	
		.00000	99-0215429				50th State Risk Management Services, Inc.	.HI	.NIA	Hawaii Insurance Consultants, Ltd.	Ownership	100.000	Farmers Insurance Exchange	.N	
		.00000	47-2591947				5401 Wiles Road LLC	.FL	.NIA	Mid-Century Insurance Company	Ownership	100.000	Farmers Insurance Exchange	.N	
		.00000	81-1746692				600 Riverside Parkway, LLC	.DE	.NIA	Farmers Insurance Exchange	Ownership	100.000	Farmers Insurance Exchange	.N	

ANNUAL STATEMENT FOR THE YEAR 2017 OF THE Bristol West Insurance Company

SCHEDULE Y
PART 1A - DETAIL OF INSURANCE HOLDING COMPANY SYSTEM

1	2	3	4	5	6	7	8	9	10	11	12	13	14	15	16
Group Code	Group Name	NAIC Company Code	ID Number	Federal RSSD	CIK	Name of Securities Exchange if Publicly Traded (U.S. or International)	Names of Parent, Subsidiaries Or Affiliates	Domi-ciliary Location	Relation-ship to Reporting Entity	Directly Controlled by (Name of Entity/Person)	Type of Control (Ownership, Board, Management, Attorney-in-Fact, Influence, Other)	If Control is Ownership Provide Per-centage	Ultimate Controlling Entity(ies)/Person(s)	Is an SCA Filing Re-quired? (Y/N)	*
		.00000	47-3968324				922 W. Washington Blvd, LLC	.IL	NIA	Mid-Century Insurance Company	Ownership	100.000	Farmers Insurance Exchange	.N	
.0069	Farmers Insurance Group	.10805	13-3953213				American Pacific Insurance Company, Inc.	.HI	.IA	Farmers Insurance Hawaii, Inc.	Ownership	100.000	Farmers Insurance Exchange	.N	
.0069	Farmers Insurance Group	.11034	34-1893500				Bristol West Casualty Insurance Company	.OH	.IA	Coast National Insurance Company	Ownership	100.000	Farmers Insurance Exchange	.N	
		.00000	13-3994449				Bristol West Holdings, Inc.	.DE	UIP	Farmers Insurance Exchange	Ownership	42.000	Farmers Insurance Exchange	.Y	
		.00000	13-3994449				Bristol West Holdings, Inc.	.DE	UIP	Fire Insurance Exchange	Ownership	3.750	Farmers Insurance Exchange	.Y	
		.00000	13-3994449				Bristol West Holdings, Inc.	.DE	UIP	Truck Insurance Exchange	Ownership	6.750	Farmers Insurance Exchange	.Y	
		.00000	13-3994449				Bristol West Holdings, Inc.	.DE	UIP	Mid-Century Insurance Company	Ownership	47.500	Farmers Insurance Exchange	.Y	
.0069	Farmers Insurance Group	.19658	38-1865162				Bristol West Insurance Company	.OH	.RE	Coast National Insurance Company	Ownership	100.000	Farmers Insurance Exchange	.N	
		.00000	65-0880876				Bristol West Insurance Services of California, Inc.	.CA	NIA	Bristol West Holdings, Inc.	Ownership	100.000	Farmers Insurance Exchange	.N	
		.00000	65-0616769				Bristol West Insurance Services, Inc. of Florida	.FL	NIA	Bristol West Holdings, Inc.	Ownership	100.000	Farmers Insurance Exchange	.N	
.0069	Farmers Insurance Group	.12774	86-1174452				Bristol West Preferred Insurance Company	.MI	.IA	Bristol West Holdings, Inc.	Ownership	100.000	Farmers Insurance Exchange	.N	
		.00000	65-0919338				BWIS of Nevada, Inc.	.NV	NIA	Bristol West Holdings, Inc.	Ownership	100.000	Farmers Insurance Exchange	.N	
.0069	Farmers Insurance Group	.10315	95-4528269				Civic Property and Casualty Company	.CA	.IA	Fire Insurance Exchange	Ownership	80.000	Fire Insurance Exchange	.N	
.0069	Farmers Insurance Group	.10315	95-4528269				Civic Property and Casualty Company	.CA	.IA	Truck Insurance Exchange	Ownership	20.000	Fire Insurance Exchange	.N	
		.00000	76-0543593				Coast National General Agency, Inc.	.TX	NIA	Bristol West Holdings, Inc.	Ownership	100.000	Farmers Insurance Exchange	.N	
		.00000	33-0246699				Coast National Holding Company	.CA	UIP	Bristol West Holdings, Inc.	Ownership	100.000	Farmers Insurance Exchange	.N	
.0069	Farmers Insurance Group	.25089	33-0246701				Coast National Insurance Company	.CA	UDP	Coast National Holding Company	Ownership	100.000	Farmers Insurance Exchange	.N	
.0069	Farmers Insurance Group	.10318	95-4528266				Exact Property and Casualty Company	.CA	.IA	Fire Insurance Exchange	Ownership	80.000	Fire Insurance Exchange	.N	
.0069	Farmers Insurance Group	.10318	95-4528266				Exact Property and Casualty Company	.CA	.IA	Truck Insurance Exchange	Ownership	20.000	Fire Insurance Exchange	.N	
		.00000	77-0530616				Farmers Financial Solutions, LLC	.NV	NIA	FFS Holding, LLC	Ownership	100.000	Farmers Insurance Exchange	.N	
.0069	Farmers Insurance Group	.21598	95-2626387				Farmers Insurance Company of Arizona	.AZ	.IA	Farmers Insurance Exchange	Ownership	70.000	Farmers Insurance Exchange	.N	
.0069	Farmers Insurance Group	.21598	95-2626387				Farmers Insurance Company of Arizona	.AZ	.IA	Truck Insurance Exchange	Ownership	20.000	Farmers Insurance Exchange	.N	
.0069	Farmers Insurance Group	.21598	95-2626387				Farmers Insurance Company of Arizona	.AZ	.IA	Fire Insurance Exchange	Ownership	10.000	Farmers Insurance Exchange	.N	
.0069	Farmers Insurance Group	.21601	95-2626385				Farmers Insurance Company of Idaho	.ID	.IA	Farmers Insurance Exchange	Ownership	80.000	Farmers Insurance Exchange	.N	
.0069	Farmers Insurance Group	.21601	95-2626385				Farmers Insurance Company of Idaho	.ID	.IA	Fire Insurance Exchange	Ownership	6.700	Farmers Insurance Exchange	.N	
.0069	Farmers Insurance Group	.21601	95-2626385				Farmers Insurance Company of Idaho	.ID	.IA	Truck Insurance Exchange	Ownership	13.300	Farmers Insurance Exchange	.N	
.0069	Farmers Insurance Group	.21636	95-2655893				Farmers Insurance Company of Oregon	.OR	.IA	Farmers Insurance Exchange	Ownership	80.000	Farmers Insurance Exchange	.N	
.0069	Farmers Insurance Group	.21636	95-2655893				Farmers Insurance Company of Oregon	.OR	.IA	Truck Insurance Exchange	Ownership	20.000	Farmers Insurance Exchange	.N	
.0069	Farmers Insurance Group	.21644	95-2655894				Farmers Insurance Company of Washington	.WA	.IA	Fire Insurance Exchange	Ownership	80.000	Fire Insurance Exchange	.N	
.0069	Farmers Insurance Group	.21644	95-2655894				Farmers Insurance Company of Washington	.WA	.IA	Truck Insurance Exchange	Ownership	20.000	Fire Insurance Exchange	.N	
.0069	Farmers Insurance Group	.21628	48-0609012				Farmers Insurance Company, Inc.	.KS	.IA	Farmers Insurance Exchange	Ownership	90.000	Farmers Insurance Exchange	.N	
.0069	Farmers Insurance Group	.21628	48-0609012				Farmers Insurance Company, Inc.	.KS	.IA	Fire Insurance Exchange	Ownership	10.000	Farmers Insurance Exchange	.N	
.0069	Farmers Insurance Group	.21652	95-2575893				Farmers Insurance Exchange	.CA	UIP	See Note 1	Other			.N	
.0069	Farmers Insurance Group	.28487	22-2640040				Farmers Insurance Hawaii, Inc.	.HI	.IA	Farmers Insurance Exchange	Ownership	80.000	Farmers Insurance Exchange	.N	
.0069	Farmers Insurance Group	.28487	22-2640040				Farmers Insurance Hawaii, Inc.	.HI	.IA	Fire Insurance Exchange	Ownership	10.000	Farmers Insurance Exchange	.N	
.0069	Farmers Insurance Group	.28487	22-2640040				Farmers Insurance Hawaii, Inc.	.HI	.IA	Truck Insurance Exchange	Ownership	10.000	Farmers Insurance Exchange	.N	
.0069	Farmers Insurance Group	.36889	31-0956373				Farmers Insurance of Columbus, Inc.	.OH	.IA	Farmers Insurance Exchange	Ownership	100.000	Farmers Insurance Exchange	.N	
.0069	Farmers Insurance Group	.10806	36-4165395				Farmers New Century Insurance Company	.IL	.IA	Illinois Farmers Insurance Company	Ownership	100.000	Farmers Insurance Exchange	.N	
		.00000	95-6048990				Farmers Services Insurance Agency	.CA	NIA	Truck Insurance Exchange	Ownership	100.000	Truck Insurance Exchange	.N	
.0069	Farmers Insurance Group	.43699	59-2326047				Farmers Specialty Insurance Company	.MI	.IA	Foremost Insurance Company Grand Rapids, Michigan	Ownership	100.000	Farmers Insurance Exchange	.N	
.0069	Farmers Insurance Group	.24392	74-1067657				Farmers Texas County Mutual Insurance Company	.TX	.IA	See Note 3	Management		Farmers Insurance Exchange	.N	
		.00000	27-0342907				FCOA, LLC	.DE	NIA	Foremost Insurance Company Grand Rapids, Michigan	Ownership	100.000	Farmers Insurance Exchange	.Y	
		.00000	77-0530617				FFS Holding, LLC	.NV	NIA	Mid-Century Insurance Company	Ownership	100.000	Farmers Insurance Exchange	.Y	
.0069	Farmers Insurance Group	.21660	95-6235715				Fire Insurance Exchange	.CA	.IA	See Note 4	Other			.N	
.0069	Farmers Insurance Group	.29254	38-1721730				Foremost County Mutual Insurance Company	.TX	.IA	See Note 5	Management		Farmers Insurance Exchange	.N	
		.00000	38-2505922				Foremost Express Insurance Agency, Inc.	.MI	NIA	FCOA, LLC	Ownership	100.000	Farmers Insurance Exchange	.N	
		.00000	73-0462770				Foremost Financial Services Corporation	.DE	NIA	FCOA, LLC	Ownership	100.000	Farmers Insurance Exchange	.N	
.0069	Farmers Insurance Group	.11185	38-1407533				Foremost Insurance Company Grand Rapids, Michigan	.MI	.IA	Farmers Insurance Exchange	Ownership	80.000	Farmers Insurance Exchange	.N	

ANNUAL STATEMENT FOR THE YEAR 2017 OF THE Bristol West Insurance Company

SCHEDULE Y
PART 1A - DETAIL OF INSURANCE HOLDING COMPANY SYSTEM

1	2	3	4	5	6	7	8	9	10	11	12	13	14	15	16
Group Code	Group Name	NAIC Company Code	ID Number	Federal RSSD	CIK	Name of Securities Exchange if Publicly Traded (U.S. or International)	Names of Parent, Subsidiaries Or Affiliates	Domi-ciliary Location	Relation-ship to Reporting Entity	Directly Controlled by (Name of Entity/Person)	Type of Control (Ownership, Board, Management, Attorney-in-Fact, Influence, Other)	If Control is Owner-ship Provide Percen-tage	Ultimate Controlling Entity(ies)/Person(s)	Is an SCA Filing Re-quired? (Y/N)	*
.0069	Farmers Insurance Group	.11185	38-1407533				Foremost Insurance Company Grand Rapids, Michigan	.MI.	.IA	Fire Insurance Exchange	Ownership	.10.000	Farmers Insurance Exchange	.N	
.0069	Farmers Insurance Group	.11185	38-1407533				Foremost Insurance Company Grand Rapids, Michigan	.MI.	.IA	Truck Insurance Exchange	Ownership	.10.000	Farmers Insurance Exchange	.N	
.0069	Farmers Insurance Group	.41688	75-1797175				Foremost Lloyds of Texas	.TX.	.IA	See Note 6	Management		Farmers Insurance Exchange	.N	
.0069	Farmers Insurance Group	.11800	35-1604635				Foremost Property and Casualty Insurance Company	.MI.	.IA	Foremost Insurance Company Grand Rapids, Michigan	Ownership	.100.000	Farmers Insurance Exchange	.N	
.0069	Farmers Insurance Group	.41513	38-2430150				Foremost Signature Insurance Company	.MI.	.IA	Foremost Insurance Company Grand Rapids, Michigan	Ownership	.100.000	Farmers Insurance Exchange	.N	
		.00000	65-1142050				GP, LLC	.DE.	NIA	Bristol West Holdings, Inc.	Ownership	.100.000	Farmers Insurance Exchange	.N	
		.00000	99-0083322				Hawaii Insurance Consultants, Ltd.	.HI.	NIA	Farmers Insurance Exchange	Ownership	.80.000	Farmers Insurance Exchange	.Y	
		.00000	99-0083322				Hawaii Insurance Consultants, Ltd.	.HI.	NIA	Fire Insurance Exchange	Ownership	.10.000	Farmers Insurance Exchange	.Y	
		.00000	99-0083322				Hawaii Insurance Consultants, Ltd.	.HI.	NIA	Truck Insurance Exchange	Ownership	.10.000	Farmers Insurance Exchange	.Y	
.0069	Farmers Insurance Group	.21679	36-2661515				Illinois Farmers Insurance Company	.IL.	.IA	Farmers Insurance Exchange	Ownership	.100.000	Farmers Insurance Exchange	.N	
		.00000	65-0881673				Insurance Data Systems, G.P.	.FL.	NIA	Bristol West Holdings, Inc.	Ownership	.99.900	Farmers Insurance Exchange	.N	
		.00000	65-0881673				Insurance Data Systems, G.P.	.FL.	NIA	GP, LLC	Ownership	.0.100	Farmers Insurance Exchange	.N	
		.00000	38-2336672				Kraft Lake Insurance Agency, Inc.	.MI.	NIA	FCOA, LLC	Ownership	.100.000	Farmers Insurance Exchange	.N	
.0069	Farmers Insurance Group	.21687	95-6016640				Mid-Century Insurance Company	.CA.	.IA	Farmers Insurance Exchange	Ownership	.80.000	Farmers Insurance Exchange	.N	
.0069	Farmers Insurance Group	.21687	95-6016640				Mid-Century Insurance Company	.CA.	.IA	Fire Insurance Exchange	Ownership	.12.500	Farmers Insurance Exchange	.N	
.0069	Farmers Insurance Group	.21687	95-6016640				Mid-Century Insurance Company	.CA.	.IA	Truck Insurance Exchange	Ownership	.7.500	Farmers Insurance Exchange	.N	
.0069	Farmers Insurance Group	.28673	74-2448744				Mid-Century Insurance Company of Texas	.TX.	.IA	Farmers Insurance Exchange	Ownership	.100.000	Farmers Insurance Exchange	.N	
.0069	Farmers Insurance Group	.10317	95-4528264				Neighborhood Spirit Property and Casualty Company	.CA.	.IA	Fire Insurance Exchange	Ownership	.80.000	Fire Insurance Exchange	.N	
							Neighborhood Spirit Property and Casualty Company	.CA.	.IA	Truck Insurance Exchange	Ownership	.20.000	Fire Insurance Exchange	.N	
.0069	Farmers Insurance Group	.10317	95-4528264				Security National Insurance Company	.FL.	.IA	Bristol West Holdings, Inc.	Ownership	.75.000	Farmers Insurance Exchange	.N	
.0069	Farmers Insurance Group	.33120	65-0109120				Security National Insurance Company	.FL.	.IA	Insurance Data Systems, G.P.	Ownership	.25.000	Farmers Insurance Exchange	.N	
.0069	Farmers Insurance Group	.33120	65-0109120				Security National Insurance Company	.FL.	.IA	Farmers Insurance Exchange	Ownership	.86.280	Farmers Insurance Exchange	.N	
.0069	Farmers Insurance Group	.21695	94-1663548				Texas Farmers Insurance Company	.TX.	.IA	Mid Century Insurance Company	Ownership	.13.720	Farmers Insurance Exchange	.N	
.0069	Farmers Insurance Group	.21695	94-1663548				Texas Farmers Insurance Company	.TX.	.IA	Truck Insurance Exchange	Ownership	.13.720	Farmers Insurance Exchange	.N	
.0069	Farmers Insurance Group	.21709	95-2575892				Truck Insurance Exchange	.CA.	.IA	See Note 7	Other		Farmers Insurance Exchange	.N	
.0069	Farmers Insurance Group	.00000	74-1593853				Western Star Insurance Services, Inc.	.TX.	NIA	FCOA, LLC	Ownership	.100.000	Farmers Insurance Exchange	.N	
	***THE FOLLOWING ARE ZURICH INSURANCE GROUP ENTITIES WITHIN NAIC GROUP CODE "0212" AND ARE NOT INCLUDED IN FARMERS INSURANCE GROUP WITHIN NAIC GROUP CODE "0069"						***			***			***		
		.00000					17-40 Direct Limited	.GBR.	.OTH.	Endsleigh Insurance Services Limited	Ownership	.100.000	Zurich Insurance Group Ltd.	.N	.12
		.00000					2Plan Group Limited	.GBR.	.OTH.	Openwork Independent Solutions Limited	Ownership	.100.000	Zurich Insurance Group Ltd.	.N	.12
		.00000					2Plan Limited	.GBR.	.OTH.	2Plan Group Limited	Ownership	.100.000	Zurich Insurance Group Ltd.	.N	.12
		.00000					2Plan Wealth Management Limited	.GBR.	.OTH.	2Plan Group Limited	Ownership	.100.000	Zurich Insurance Group Ltd.	.N	.12
		.00000					307-309 Atlantic Avenue Acquisition LLC	.DE.	.OTH.	Zurich American Insurance Company	Ownership	.100.000	Zurich Insurance Group Ltd.	.N	.12
		.00000					Access Franchise Management Limited	.GBR.	.OTH.	Zurich Assurance Ltd	Ownership	.100.000	Zurich Insurance Group Ltd.	.N	.12
		.00000					ACN 000 141 051 Ltd.	.AUS.	.OTH.	Zurich Financial Services Australia Limited	Ownership	.100.000	Zurich Insurance Group Ltd.	.N	.12
		.00000					ADAC Autoversicherung AG	.DEU.	.OTH.	Zürich Beteiligungs-Aktiengesellschaft (Deutschland)	Ownership	.51.000	Zurich Insurance Group Ltd.	.N	.12
		.00000					Afterland Limited	.GBR.	.OTH.	Zurich Assurance Ltd	Ownership	.100.000	Zurich Insurance Group Ltd.	.N	.12
		.00000					AG Haus der Wirtschaft	.CHE.	.OTH.	Zurich Versicherungs-Gesellschaft AG	Ownership	.8.163	Zurich Insurance Group Ltd.	.N	.12
		.00000					Allied Dunbar Asset Management plc	.GBR.	.OTH.	Allied Dunbar Assurance plc	Ownership	.99.999	Zurich Insurance Group Ltd.	.N	.12
		.00000					Allied Dunbar Asset Management plc	.GBR.	.OTH.	Zurich Trustee Company (UK) Limited	Ownership	.0.001	Zurich Insurance Group Ltd.	.N	.12
		.00000					Allied Dunbar Assurance plc	.GBR.	.OTH.	Zurich Financial Services (UKISA) Nominees Limited	Ownership	.100.000	Zurich Insurance Group Ltd.	.N	.12

SCHEDULE Y
PART 1A - DETAIL OF INSURANCE HOLDING COMPANY SYSTEM

1	2	3	4	5	6	7	8	9	10	11	12	13	14	15	16
Group Code	Group Name	NAIC Company Code	ID Number	Federal RSSD	CIK	Name of Securities Exchange if Publicly Traded (U.S. or International)	Names of Parent, Subsidiaries Or Affiliates	Domi-ciliary Location	Relation-ship to Reporting Entity	Directly Controlled by (Name of Entity/Person)	Type of Control (Ownership, Board, Management, Attorney-in-Fact, Influence, Other)	If Control is Ownership Provide Percentage	Ultimate Controlling Entity(ies)/Person(s)	Is an SCA Filing Re-quired? (Y/N)	*
		.00000					Allied Dunbar Financial Services LimitedGBR	.OTH	Allied Dunbar Assurance plc	Ownership.....	100.000	Zurich Insurance Group Ltd.N	..12
		.00000					Allied Dunbar Healthcare Marketing LimitedGBR	.OTH	Allied Dunbar Assurance plc	Ownership.....	100.000	Zurich Insurance Group Ltd.N	..12
		.00000					Allied Dunbar Property Services LimitedGBR	.OTH	Allied Dunbar Assurance plc	Ownership.....	100.000	Zurich Insurance Group Ltd.N	..12
		.00000					Allied Dunbar Provident plcGBR	.OTH	Allied Dunbar Assurance plc	Ownership.....	100.000	Zurich Insurance Group Ltd.N	..12
		.00000					Allied Dunbar Provident plcGBR	.OTH	Zurich Trustee Company (UK) Limited	Ownership.....	0.000	Zurich Insurance Group Ltd.N	..12
		.00000					Allied Zurich Holdings LimitedJEY	.OTH	Zurich Versicherungs-Gesellschaft AG	Ownership.....	100.000	Zurich Insurance Group Ltd.N	..12
		.00000					Allied Zurich LimitedGBR	.OTH	Zurich Insurance Group Ltd.	Ownership.....	100.000	Zurich Insurance Group Ltd.N	..12
							American Guarantee and Liability Insurance CompanyNY	.OTH	Zurich American Insurance Company	Ownership.....	100.000	Zurich Insurance Group Ltd.Y	..12
.0212	Zurich U.S. Insurance Pool Group	.26247	36-6071400				American Zurich Insurance CompanyIL	.OTH	Steadfast Insurance Company	Ownership.....	100.000	Zurich Insurance Group Ltd.Y	..12
.0212	Zurich U.S. Insurance Pool Group	.40142	36-3141762				Applyhere Pty LtdAUS	.OTH	Davidson Trahaire Holding Pty Ltd	Ownership.....	100.000	Zurich Insurance Group Ltd.N	..12
		.00000					Ashdale Land and Property Company LimitedGBR	.OTH	Zurich Insurance plc	Ownership.....	100.000	Zurich Insurance Group Ltd.N	..12
		.00000					Assistance Online (China) Co LtdCHN	.OTH	Assistancee Online Pte. Ltd	Ownership.....	100.000	Zurich Insurance Group Ltd.N	..12
		.00000					Assistancee Online HK LtdHKG	.OTH	Assistancee Online HK Ltd	Ownership.....	0.000	Zurich Insurance Group Ltd.N	..12
		.00000					Assistancee Online HK LtdHKG	.OTH	Assistancee Online Pte. Ltd	Ownership.....	100.000	Zurich Insurance Group Ltd.N	..12
		.00000					Assistancee Online Pte. LtdSGP	.OTH	Customer Care Assistance Pty Ltd	Ownership.....	100.000	Zurich Insurance Group Ltd.N	..12
		.00000					Associated Marine Insurers Agents Pty. LimitedAUS	.OTH	Zurich Financial Services Australia Limited	Ownership.....	100.000	Zurich Insurance Group Ltd.N	..12
		.00000					ASTIS Holdings LimitedAUS	.OTH	Cover-More Finance Pty Limited	Ownership.....	100.000	Zurich Insurance Group Ltd.N	..12
		.00000	36-4851720				Aust Office 1, LLCDE	.OTH	Zurich American Insurance Company	Ownership.....	100.000	Zurich Insurance Group Ltd.N	..12
							Baden-Badener Versicherung Aktiengesellschaft			Zurich Beteiligungs-Aktiengesellschaft (Deutschland)	Ownership.....	100.000	Zurich Insurance Group Ltd.N	..12
		.00000					Ballykilliane Holdings LimitedIRL	.OTH	Zurich Insurance plc	Ownership.....	100.000	Zurich Insurance Group Ltd.N	..12
		.00000					Bansabadell Pensiones, E.G.F.P, S.A.ESP	.OTH	Zurich Vida, Compañía de Seguros y Reaseguros, S.A. - Sociad	Ownership.....	50.000	Zurich Insurance Group Ltd.N	..12
		.00000					Bansabadell Seguros Generales, S.A. de Seguros y ReasegurosESP	.OTH	Zurich Versicherungs-Gesellschaft AG	Ownership.....	50.000	Zurich Insurance Group Ltd.N	..12
		.00000					Bansabadell Servicios Auxiliares De Seguros, S.L.ESP	.OTH	Bansabadell Seguros Generales, S.A. de Seguros y Reaseguros	Ownership.....	100.000	Zurich Insurance Group Ltd.N	..12
		.00000					Bansabadell Vida S.A. de Seguros y ReasegurosESP	.OTH	Zurich Vida, Compañía de Seguros y Reaseguros, S.A. - Sociad	Ownership.....	50.000	Zurich Insurance Group Ltd.N	..12
		.00000					Benefit Finance Partners, L.L.C.DE	.OTH	Zurich Benefit Finance LLC	Ownership.....	50.000	Zurich Insurance Group Ltd.N	..12
		.00000	13-4097988				BFP Securities LLCDE	.OTH	Benefit Finance Partners, L.L.C.	Ownership.....	100.000	Zurich Insurance Group Ltd.N	..12
		.00000					Bloomington Office LPDE	.OTH	Zurich Structured Finance, Inc.	Ownership.....	99.000	Zurich Insurance Group Ltd.N	..12
		.00000					Bloomington Office MGP Manager, IncDE	.OTH	Zurich Structured Finance, Inc.	Ownership.....	100.000	Zurich Insurance Group Ltd.N	..12
		.00000					Bloomington Office MGP, LLCDE	.OTH	Zurich Structured Finance, Inc.	Ownership.....	99.000	Zurich Insurance Group Ltd.N	..12
		.00000					Bloomington Office MGP, LLCDE	.OTH	Bloomington Office MGP Manager, Inc	Ownership.....	1.000	Zurich Insurance Group Ltd.N	..12
		.00000					Blue Marble Capital L.P.BMU	.OTH	Blue Marble Micro Limited	Ownership.....	100.000	Zurich Insurance Group Ltd.N	..12
		.00000					Blue Marble Micro LimitedGBR	.OTH	Zürich Versicherungs-Gesellschaft AG	Ownership.....	100.000	Zurich Insurance Group Ltd.N	..12
		.00000					Blue Marble Microinsurance, Inc.DE	.OTH	Blue Marble Micro Limited	Ownership.....	100.000	Zurich Insurance Group Ltd.N	..12
		.00000					Bonnfinanz Aktiengesellschaft fur Vermögensberatung und VermDEU	.OTH	Deutscher Herold Aktiengesellschaft	Ownership.....	100.000	Zurich Insurance Group Ltd.N	..12
		.00000					Bonus Pensionskassen AktiengesellschaftAUT	.OTH	Zurich Versicherungs-Aktiengesellschaft	Ownership.....	87.500	Zurich Insurance Group Ltd.N	..12
		.00000					BONUS Vorsorgekasse AGAUT	.OTH	Zurich Versicherungs-Aktiengesellschaft	Ownership.....	50.000	Zurich Insurance Group Ltd.N	..12
		.00000	47-2289489				BOS Apt 1, LLCDE	.OTH	Zurich American Insurance Company	Ownership.....	100.000	Zurich Insurance Group Ltd.N	..12
		.00000	47-2445859				BOS Apt 2, LLCDE	.OTH	Zurich American Insurance Company	Ownership.....	100.000	Zurich Insurance Group Ltd.N	..12
		.00000	47-1046245				BOS Office 2 LLCDE	.OTH	Zurich American Insurance Company	Ownership.....	100.000	Zurich Insurance Group Ltd.N	..12
		.00000	47-2483669				BOS Office 3, LLCDE	.OTH	Farmers New World Life Insurance Company	Ownership.....	100.000	Zurich Insurance Group Ltd.N	..11
		.00000	37-1849541				BOS Office 4, LLCDE	.OTH	Zurich American Insurance Company	Ownership.....	100.000	Zurich Insurance Group Ltd.N	..12
		.00000	47-4684158				BOS Retail 1, LLCDE	.OTH	Zurich American Insurance Company	Ownership.....	100.000	Zurich Insurance Group Ltd.N	..12
		.00000					Bright Box Europe S.A.CHE	.OTH	Bright Box HK Limited	Ownership.....	100.000	Zurich Insurance Group Ltd.N	..12
		.00000					Bright Box HK LimitedCHN	.OTH	Zürich Versicherungs-Gesellschaft AG	Ownership.....	100.000	Zurich Insurance Group Ltd.N	..12
		.00000					Bright Box Hungary KFTHUN	.OTH	Bright Box HK Limited	Ownership.....	100.000	Zurich Insurance Group Ltd.N	..12
		.00000					Bright Box Middle East FZCOARE	.OTH	Bright Box HK Limited	Ownership.....	100.000	Zurich Insurance Group Ltd.N	..12

SCHEDULE Y
PART 1A - DETAIL OF INSURANCE HOLDING COMPANY SYSTEM

1	2	3	4	5	6	7	8	9	10	11	12	13	14	15	16
Group Code	Group Name	NAIC Company Code	ID Number	Federal RSSD	CIK	Name of Securities Exchange if Publicly Traded (U.S. or International)	Names of Parent, Subsidiaries Or Affiliates	Domi-ciliary Location	Relation-ship to Reporting Entity	Directly Controlled by (Name of Entity/Person)	Type of Control (Ownership, Board, Management, Attorney-in-Fact, Influence, Other)	If Control is Ownership Provide Percen-tage	Ultimate Controlling Entity(ies)/Person(s)	Is an SCA Filing Re-quired? (Y/N)	*
		.00000					Brinker Retail MGP, LLCDE	.OTH	Zurich Structured Finance, Inc.	Ownership.....	99.000	Zurich Insurance Group Ltd.N	..12
		.00000					Bristlecourt LimitedGBR	.OTH	Zurich Assurance Ltd	Ownership.....	100.000	Zurich Insurance Group Ltd.N	..12
		.00000					Cayley Aviation Ltd.BMU	.OTH	Zurich Insurance Company Ltd, Bermuda Branch	Ownership.....	100.000	Zurich Insurance Group Ltd.N	..12
.0212	Zurich Ins Group	.00000	13-4038482				Centre Group Holdings (U.S.) LimitedDE	.OTH	Zurich Finance Company Ltd	Ownership.....	100.000	Zurich Insurance Group Ltd.N	..12
		.34649	13-2653231				Centre Insurance CompanyDE	.OTH	Centre Solutions (U.S.) Limited	Ownership.....	100.000	Zurich Insurance Group Ltd.N	..12
		.00000					Centre Kate Inc. 1DE	.OTH	Zurich Structured Finance, Inc.	Ownership.....	100.000	Zurich Insurance Group Ltd.N	..12
.0212	Zurich Ins Group	.80896	04-1589940				Centre Life Insurance CompanyMA	.OTH	Centre Solutions (U.S.) Limited	Ownership.....	100.000	Zurich Insurance Group Ltd.N	..12
		.00000	AA-3190673				Centre Reinsurance (U.S.) LimitedBMU	.OTH	Centre Group Holdings (U.S.) Limited	Ownership.....	100.000	Zurich Insurance Group Ltd.N	..12
		.00000					Centre Solutions (Bermuda) LimitedBMU	.OTH	Zurich Finance Company Ltd	Ownership.....	100.000	Zurich Insurance Group Ltd.N	..12
		.00000	AA-3190822				Centre Solutions (U.S.) LimitedBMU	.OTH	Centre Group Holdings (U.S.) Limited	Ownership.....	100.000	Zurich Insurance Group Ltd.N	..12
		.00000	38-3988749				CHI APT 1, LLCDE	.OTH	Zurich American Insurance Company	Ownership.....	100.000	Zurich Insurance Group Ltd.N	..12
		.00000	47-4429730				CHI Industrial 1, LLCDE	.OTH	Farmers New World Life Insurance Company	Ownership.....	100.000	Zurich Insurance Group Ltd.N	..11
		.00000					Chilena Consolidada Seguros de Vida S.A.CHL	.OTH	Inversiones Suizo Chilena S.A.	Ownership.....	98.977	Zurich Insurance Group Ltd.N	..12
		.00000	AA-2280100		196453	Bolsa de Comercio de Santiago	Chilena Consolidada Seguros Generales S.A.CHL	.OTH	Chilena Consolidada Seguros de Vida S.A.	Ownership.....	7.405	Zurich Insurance Group Ltd.N	..12
		.00000	AA-2280100		196453	Bolsa de Comercio de Santiago	Chilena Consolidada Seguros Generales S.A.CHL	.OTH	Inversiones Suizo Chilena S.A.	Ownership.....	82.732	Zurich Insurance Group Ltd.N	..12
		.00000					City of London Insurance Company LimitedGBR	.OTH	Eagle Star Insurance Company Limited	Ownership.....	100.000	Zurich Insurance Group Ltd.N	..12
		.00000			0000034431	Second Marche part of EURONEXT PARIS stock exchange since 1987	COFITEM-COFIMURFRA	.OTH	Zurich Versicherungs-Gesellschaft AG	Ownership.....	12.405	Zurich Insurance Group Ltd.N	..12
		.00000					Collierville Center, LPDE	.OTH	Zurich Structured Finance, Inc.	Ownership.....	99.000	Zurich Insurance Group Ltd.N	..12
		.00000					Collierville MGP Manager, Inc.DE	.OTH	Zurich Structured Finance, Inc.	Ownership.....	100.000	Zurich Insurance Group Ltd.N	..12
		.00000					Collierville Office MGP, LLCDE	.OTH	Zurich Structured Finance, Inc.	Ownership.....	99.000	Zurich Insurance Group Ltd.N	..12
		.00000					Collierville Office MGP, LLCDE	.OTH	Collierville MGP Manager, Inc.	Ownership.....	1.000	Zurich Insurance Group Ltd.N	..12
.0212	Zurich U.S. Insurance Pool Group	.34347	52-1096670				Colonial American Casualty and Surety CompanyMD	.OTH	Fidelity and Deposit Company of Maryland ..	Ownership.....	100.000	Zurich Insurance Group Ltd.Y	..12
		.00000					Community Trust Services LimitedGBR	.OTH	Zurich Community Trust (UK) Limited	Ownership.....	99.000	Zurich Insurance Group Ltd.N	..12
		.00000					Community Trust Services LimitedGBR	.OTH	Zurich Financial Services (UKISA) Nominees Limited	Ownership.....	1.000	Zurich Insurance Group Ltd.N	..12
		.00000					Concisa Vorsorgeberatung und Management AGAUT	.OTH	Bonus Pensionskassen Aktiengesellschaft ...	Ownership.....	100.000	Zurich Insurance Group Ltd.N	..12
		.00000					Concourse Skelmersdale LimitedGBR	.OTH	Zurich Financial Services (UKISA) Limited ..	Ownership.....	100.000	Zurich Insurance Group Ltd.N	..12
		.00000					Cover-More (NZ) LimitedNZL	.OTH	Cover-More Australia Pty Ltd	Ownership.....	100.000	Zurich Insurance Group Ltd.N	..12
		.00000					Cover-More Asia Pte. LtdSGP	.OTH	Travel Assist Pty Limited	Ownership.....	100.000	Zurich Insurance Group Ltd.N	..12
		.00000					Cover-More Australia Pty LtdAUS	.OTH	Cover-More Holdings Pty Ltd	Ownership.....	100.000	Zurich Insurance Group Ltd.N	..12
		.00000					Cover-More Finance Pty LimitedAUS	.OTH	Cover-More Group Limited	Ownership.....	100.000	Zurich Insurance Group Ltd.N	..12
		.00000					Cover-More Group LimitedAUS	.OTH	Zurich Travel Solutions Pty Limited	Ownership.....	100.000	Zurich Insurance Group Ltd.N	..12
		.00000					Cover-More Holdings Pty LtdAUS	.OTH	Travel Assist Pty Limited	Ownership.....	100.000	Zurich Insurance Group Ltd.N	..12
		.00000					Cover-More Holdings USA Inc.DE	.OTH	Travel Assist Pty Limited	Ownership.....	100.000	Zurich Insurance Group Ltd.N	..12
		.00000					Cover-More Inc.DE	.OTH	Cover-More Holdings USA Inc.	Ownership.....	100.000	Zurich Insurance Group Ltd.N	..12
		.00000					Cover-More Insurance Services LimitedGBR	.OTH	Cover-More Australia Pty Ltd	Ownership.....	100.000	Zurich Insurance Group Ltd.N	..12
		.00000					Cover-More Insurance Services Pty LtdAUS	.OTH	Travel Assist Pty Limited	Ownership.....	100.000	Zurich Insurance Group Ltd.N	..12
		.00000					CP Holding LimitedVGB	.OTH	Zurich Insurance Company Ltd, Bermuda Branch	Ownership.....	100.000	Zurich Insurance Group Ltd.N	..12
		.00000					CREC (Birmingham), LLCDE	.OTH	Zurich Structured Finance, Inc.	Ownership.....	100.000	Zurich Insurance Group Ltd.N	..12
		.00000					CREC (Durham), LLCDE	.OTH	Zurich Structured Finance, Inc.	Ownership.....	100.000	Zurich Insurance Group Ltd.N	..12
		.00000					CTH Affordable Housing CorporationDE	.OTH	Zurich Structured Finance, Inc.	Ownership.....	100.000	Zurich Insurance Group Ltd.N	..12
		.00000					CTH Affordable Housing Investor, Inc.DE	.OTH	CTH Affordable Housing Corporation	Ownership.....	100.000	Zurich Insurance Group Ltd.N	..12
		.00000					CTH/Landmark SLP, Inc.IL	.OTH	CTH Affordable Housing Corporation	Ownership.....	100.000	Zurich Insurance Group Ltd.N	..12
		.00000					Cursud N.V.ANT	.OTH	Zurich Versicherungs-Gesellschaft AG	Ownership.....	100.000	Zurich Insurance Group Ltd.N	..12
		.00000					Customer Care Assistance Pty LtdAUS	.OTH	Customer Care Holdings Pty Ltd	Ownership.....	100.000	Zurich Insurance Group Ltd.N	..12
		.00000					Customer Care Holdings Pty LtdAUS	.OTH	Travel Assist Pty Limited	Ownership.....	100.000	Zurich Insurance Group Ltd.N	..12
		.00000					Customer Care Pty LtdAUS	.OTH	Customer Care Holdings Pty Ltd	Ownership.....	100.000	Zurich Insurance Group Ltd.N	..12

SCHEDULE Y
PART 1A - DETAIL OF INSURANCE HOLDING COMPANY SYSTEM

1	2	3	4	5	6	7	8	9	10	11	12	13	14	15	16
Group Code	Group Name	NAIC Company Code	ID Number	Federal RSSD	CIK	Name of Securities Exchange if Publicly Traded (U.S. or International)	Names of Parent, Subsidiaries Or Affiliates	Domi-ciliary Location	Relation-ship to Reporting Entity	Directly Controlled by (Name of Entity/Person)	Type of Control (Ownership, Board, Management, Attorney-in-Fact, Influence, Other)	If Control is Ownership Provide Percen-tage	Ultimate Controlling Entity(ies)/Person(s)	Is an SCA Filing Re-quired? (Y/N)	*
		.00000					DA Deutsche Allgemeine Versicherung Aktiengesellschaft	.DEU	.OTH	Zürich Beteiligungs-Aktiengesellschaft (Deutschland)	Ownership	100.000	Zurich Insurance Group Ltd.	.N	.12
		.00000					Dallas Office MGP Manager, Inc.	.DE	.OTH	Zurich Structured Finance, Inc.	Ownership	100.000	Zurich Insurance Group Ltd.	.N	.12
		.00000					Dallas Office MGP, LLC	.DE	.OTH	Zurich Structured Finance, Inc.	Ownership	99.000	Zurich Insurance Group Ltd.	.N	.12
		.00000					Dallas Office MGP, LLC	.DE	.OTH	Dallas Office MGP Manager, Inc.	Ownership	1.000	Zurich Insurance Group Ltd.	.N	.12
		.00000					Dallas Tower LP	.DE	.OTH	Zurich Structured Finance, Inc.	Ownership	99.000	Zurich Insurance Group Ltd.	.N	.12
		.00000					Davidson Trahaire Corpsych (Singapore) Pte. Limited	.SGP	.OTH	DTC Bidco Pty Ltd	Ownership	100.000	Zurich Insurance Group Ltd.	.N	.12
		.00000					Davidson Trahaire Corpsych Pty Ltd	.AUS	.OTH	Davidson Trahaire Holding Pty Ltd	Ownership	65.000	Zurich Insurance Group Ltd.	.N	.12
		.00000					Davidson Trahaire Corpsych Pty Ltd	.AUS	.OTH	Applyhere Pty Ltd	Ownership	35.000	Zurich Insurance Group Ltd.	.N	.12
		.00000					Davidson Trahaire Holding Pty Ltd	.AUS	.OTH	DTC Australia Pty Ltd	Ownership	100.000	Zurich Insurance Group Ltd.	.N	.12
		.00000					DB Vita S.A.	.LUX	.OTH	Deutscher Herold Aktiengesellschaft	Ownership	25.000	Zurich Insurance Group Ltd.	.N	.12
		.00000	47-4654837				DC Apt 1, LLC	.DE	.OTH	Zurich American Insurance Company	Ownership	100.000	Zurich Insurance Group Ltd.	.N	.12
		.00000	82-2833981				DC Retail 1, LLC	.DE	.OTH	Farmers New World Life Insurance Company	Ownership	100.000	Zurich Insurance Group Ltd.	.N	.11
		.00000					Delta Wetlands Properties	.IL	.OTH	KLMLP 2, LLC	Ownership	90.000	Zurich Insurance Group Ltd.	.N	.12
		.00000					Delta Wetlands Properties	.IL	.OTH	KLMLP 3, LLC	Ownership	10.000	Zurich Insurance Group Ltd.	.N	.12
		.00000					DEN Industrial 1, LLC	.DE	.OTH	Zurich American Insurance Company	Ownership	100.000	Zurich Insurance Group Ltd.	.N	.12
		.00000	47-1387852				DEN Retail 1 LLC	.DE	.OTH	Farmers New World Life Insurance Company	Ownership	100.000	Zurich Insurance Group Ltd.	.N	.11
		.00000					Deutsche Zurich Pensiones, Entidad Gestora de Fondos de Pens	.ESP	.OTH	Zurich Vida, Compania de Seguros y Reaseguros, S.A. - Socied	Ownership	50.000	Zurich Insurance Group Ltd.	.N	.12
		.00000					Deutscher Herold Aktiengesellschaft	.DEU	.OTH	Zurich Beteiligungs-Aktiengesellschaft (Deutschland)	Ownership	79.826	Zurich Insurance Group Ltd.	.N	.12
		.00000					Deutscher Pensionsfonds Aktiengesellschaft	.DEU	.OTH	Deutscher Herold Aktiengesellschaft	Ownership	74.900	Zurich Insurance Group Ltd.	.N	.12
		.00000					Deutsches Institut fur Altersvorsorge GmbH	.DEU	.OTH	Deutscher Herold Aktiengesellschaft	Ownership	22.000	Zurich Insurance Group Ltd.	.N	.12
		.00000					Digital Insurance Group B.V.	.NLD	.OTH	Zürich Versicherungs-Gesellschaft AG	Ownership	10.000	Zurich Insurance Group Ltd.	.N	.12
		.00000	06-1427246				Disability Management Services, Inc.	.CT	.OTH	Centre Group Holdings (U.S.) Limited	Ownership	40.000	Zurich Insurance Group Ltd.	.N	.12
		.00000					DTC Australia Pty Ltd	.AUS	.OTH	DTC Bidco Pty Ltd	Ownership	100.000	Zurich Insurance Group Ltd.	.N	.12
		.00000					DTC Bidco Pty Ltd	.AUS	.OTH	DTC Holdco Pty Ltd	Ownership	100.000	Zurich Insurance Group Ltd.	.N	.12
		.00000					DTC Holdco Pty Ltd	.AUS	.OTH	ASTIS Holdings Limited	Ownership	100.000	Zurich Insurance Group Ltd.	.N	.12
		.00000					DTC NZ Bidco Limited	.NZL	.OTH	DTC Bidco Pty Ltd	Ownership	100.000	Zurich Insurance Group Ltd.	.N	.12
		.00000					Dunbar Assets Ireland	.IRL	.OTH	Zurich Finance Company Ltd	Ownership	0.037	Zurich Insurance Group Ltd.	.N	.12
		.00000					Dunbar Assets Ireland	.IRL	.OTH	ZCMC II Holdings Limited	Ownership	99.963	Zurich Insurance Group Ltd.	.N	.12
		.00000					Dunbar Assets plc	.GBR	.OTH	Dunbar Assets Ireland	Ownership	100.000	Zurich Insurance Group Ltd.	.N	.12
		.00000					Dunbar Nominees Limited	.GBR	.OTH	Dunbar Assets plc	Ownership	100.000	Zurich Insurance Group Ltd.	.N	.12
		.00000					Dunbar Sports and Social Club Limited	.GBR	.OTH	Allied Dunbar Assurance plc	Ownership	100.000	Zurich Insurance Group Ltd.	.N	.12
		.00000					Eagle Star (Leasing) Limited	.GBR	.OTH	Zurich Assurance Ltd	Ownership	100.000	Zurich Insurance Group Ltd.	.N	.12
		.00000					Eagle Star (Malta) Limited	.MLT	.OTH	Zurich Assurance Ltd	Ownership	100.000	Zurich Insurance Group Ltd.	.N	.12
		.00000					Eagle Star Computer Services Limited	.GBR	.OTH	Zurich Assurance Ltd	Ownership	100.000	Zurich Insurance Group Ltd.	.N	.12
		.00000					Eagle Star Direct (Camberley) Limited	.GBR	.OTH	Zurich Insurance Company (U.K.) Limited	Ownership	100.000	Zurich Insurance Group Ltd.	.N	.12
		.00000					Eagle Star Direct Services Limited	.GBR	.OTH	Zurich UK General Services Limited	Ownership	100.000	Zurich Insurance Group Ltd.	.N	.12
		.00000					Eagle Star Estates Limited	.GBR	.OTH	Zurich Assurance Ltd	Ownership	100.000	Zurich Insurance Group Ltd.	.N	.12
		.00000					Eagle Star European Life Assurance Company Limited	.IRL	.OTH	Zurich Life Assurance plc	Ownership	100.000	Zurich Insurance Group Ltd.	.N	.12
		.00000					Eagle Star Executives Pension Trustee Limited	.GBR	.OTH	Zurich Financial Services (UKISA) Limited	Ownership	100.000	Zurich Insurance Group Ltd.	.N	.12
		.00000					Eagle Star Farms Limited	.GBR	.OTH	Zurich Assurance Ltd	Ownership	100.000	Zurich Insurance Group Ltd.	.N	.12
		.00000					Eagle Star Forests Limited	.GBR	.OTH	Zurich Assurance Ltd	Ownership	100.000	Zurich Insurance Group Ltd.	.N	.12
		.00000					Eagle Star Group Holdings Limited	.GBR	.OTH	Eagle Star Holdings Limited	Ownership	100.000	Zurich Insurance Group Ltd.	.N	.12
		.00000					Eagle Star Group Services Limited	.GBR	.OTH	Eagle Star Holdings Limited	Ownership	100.000	Zurich Insurance Group Ltd.	.N	.12
		.00000					Eagle Star Holding Company of Ireland	.IRL	.OTH	Eagle Star Group Holdings Limited	Ownership	0.000	Zurich Insurance Group Ltd.	.N	.12
		.00000					Eagle Star Holding Company of Ireland	.IRL	.OTH	Zurich Assurance Ltd	Ownership	100.000	Zurich Insurance Group Ltd.	.N	.12
		.00000					Eagle Star Holdings Limited	.GBR	.OTH	Zurich Financial Services (UKISA) Limited	Ownership	100.000	Zurich Insurance Group Ltd.	.N	.12
		.00000					Eagle Star Insurance Company Limited	.GBR	.OTH	Zurich Versicherungs-Gesellschaft AG	Ownership	100.000	Zurich Insurance Group Ltd.	.N	.12
		.00000					Eagle Star Loans Limited	.GBR	.OTH	Zurich Assurance Ltd	Ownership	100.000	Zurich Insurance Group Ltd.	.N	.12

SCHEDULE Y
PART 1A - DETAIL OF INSURANCE HOLDING COMPANY SYSTEM

1	2	3	4	5	6	7	8	9	10	11	12	13	14	15	16
Group Code	Group Name	NAIC Company Code	ID Number	Federal RSSD	CIK	Name of Securities Exchange if Publicly Traded (U.S. or International)	Names of Parent, Subsidiaries Or Affiliates	Domi-ciliary Loca-tion	Rela-tion-ship to Reporting Entity	Directly Controlled by (Name of Entity/Person)	Type of Control (Ownership, Board, Management, Attorney-in-Fact, Influence, Other)	If Control is Owner-ship Provide Percen-tage	Ultimate Controlling Entity(ies)/Person(s)	Is an SCA Filing Re-quired? (Y/N)	*
		.00000					Eagle Star Mortgages Limited	.GBR	.OTH	Zurich Assurance Ltd	Ownership	100.000	Zurich Insurance Group Ltd	.N	.12
		.00000					Eagle Star Securities Limited	.GBR	.OTH	Zurich Insurance plc	Ownership	100.000	Zurich Insurance Group Ltd	.N	.12
		.00000					Edilspettacolo SRL	.ITA	.OTH	Zurich Insurance Company Ltd - Rappresentanza Generale per l	Ownership	35.712	Zurich Insurance Group Ltd	.N	.12
.0212	Zurich U.S. Insurance Pool Group	.21326	47-6022701				Empire Fire and Marine Insurance Company	.NE	.OTH	Zurich American Insurance Company	Ownership	100.000	Zurich Insurance Group Ltd	.Y	.12
.0212	Zurich U.S. Insurance Pool Group	.21334	73-6091717				Empire Indemnity Insurance Company	.OK	.OTH	Zurich American Insurance Company	Ownership	100.000	Zurich Insurance Group Ltd	.Y	.12
		.00000					Employee Services Limited	.GBR	.OTH	Allied Dunbar Financial Services Limited	Ownership	100.000	Zurich Insurance Group Ltd	.N	.12
		.00000					Endsleigh Communications Limited	.GBR	.OTH	Endsleigh Insurance Services Limited	Ownership	100.000	Zurich Insurance Group Ltd	.N	.12
		.00000					Endsleigh Developments Limited	.GBR	.OTH	Endsleigh Insurance Services Limited	Ownership	100.000	Zurich Insurance Group Ltd	.N	.12
		.00000					Endsleigh General Trading Limited	.GBR	.OTH	Endsleigh Insurance Services Limited	Ownership	100.000	Zurich Insurance Group Ltd	.N	.12
		.00000					Endsleigh Independent Financial Services Limited	.GBR	.OTH	Endsleigh Insurance Services Limited	Ownership	100.000	Zurich Insurance Group Ltd	.N	.12
		.00000					Endsleigh Insurance Services Limited	.GBR	.OTH	Endsleigh Limited	Ownership	100.000	Zurich Insurance Group Ltd	.N	.12
		.00000					Endsleigh Insurances (Brokers) Limited	.GBR	.OTH	Endsleigh Insurance Services Limited	Ownership	100.000	Zurich Insurance Group Ltd	.N	.12
		.00000					Endsleigh Law Limited	.GBR	.OTH	Endsleigh Insurance Services Limited	Ownership	100.000	Zurich Insurance Group Ltd	.N	.12
		.00000					Endsleigh Leasing Limited	.GBR	.OTH	Endsleigh Insurance Services Limited	Ownership	100.000	Zurich Insurance Group Ltd	.N	.12
		.00000					Endsleigh Life & Pensions Limited	.GBR	.OTH	Endsleigh Insurance Services Limited	Ownership	100.000	Zurich Insurance Group Ltd	.N	.12
		.00000					Endsleigh Limited	.GBR	.OTH	Zurich Holdings (UK) Limited	Ownership	100.000	Zurich Insurance Group Ltd	.N	.12
		.00000					Endsleigh Pension Trustee Limited	.GBR	.OTH	Endsleigh Insurance Services Limited	Ownership	100.000	Zurich Insurance Group Ltd	.N	.12
		.00000					Endsleigh Promotions Limited	.GBR	.OTH	Endsleigh Insurance Services Limited	Ownership	100.000	Zurich Insurance Group Ltd	.N	.12
		.00000					Endsleigh Shopfitting Limited	.GBR	.OTH	Endsleigh Insurance Services Limited	Ownership	100.000	Zurich Insurance Group Ltd	.N	.12
		.00000					Endsleigh Trustee Services Limited	.GBR	.OTH	Endsleigh Insurance Services Limited	Ownership	100.000	Zurich Insurance Group Ltd	.N	.12
		.00000					ES (Walsall) Nominee Limited	.GBR	.OTH	Zurich Assurance Ltd	Ownership	100.000	Zurich Insurance Group Ltd	.N	.12
		.00000					ES Camberley Nominee 1 Limited	.GBR	.OTH	Zurich Assurance Ltd	Ownership	100.000	Zurich Insurance Group Ltd	.N	.12
		.00000					ES Camberley Nominee 2 Limited	.GBR	.OTH	Zurich Assurance Ltd	Ownership	100.000	Zurich Insurance Group Ltd	.N	.12
		.00000					ES Cannock Nominee 1 Limited	.GBR	.OTH	Zurich Assurance Ltd	Ownership	100.000	Zurich Insurance Group Ltd	.N	.12
		.00000					ES Cannock Nominee 2 Limited	.GBR	.OTH	Zurich Assurance Ltd	Ownership	100.000	Zurich Insurance Group Ltd	.N	.12
		.00000					ES Coventry Nominee 1 Limited	.GBR	.OTH	Zurich Assurance Ltd	Ownership	100.000	Zurich Insurance Group Ltd	.N	.12
		.00000					ES Coventry Nominee 2 Limited	.GBR	.OTH	Zurich Assurance Ltd	Ownership	100.000	Zurich Insurance Group Ltd	.N	.12
		.00000					ES Dudley Nominee 1 Limited	.GBR	.OTH	Zurich Assurance Ltd	Ownership	100.000	Zurich Insurance Group Ltd	.N	.12
		.00000					ES Dudley Nominee 2 Limited	.GBR	.OTH	Zurich Assurance Ltd	Ownership	100.000	Zurich Insurance Group Ltd	.N	.12
		.00000					ES Hoddesdon Nominee 1 Limited	.GBR	.OTH	Zurich Assurance Ltd	Ownership	100.000	Zurich Insurance Group Ltd	.N	.12
		.00000					ES Plympton Nominee 1 Limited	.GBR	.OTH	Zurich Assurance Ltd	Ownership	100.000	Zurich Insurance Group Ltd	.N	.12
		.00000					ES Plympton Nominee 2 Limited	.GBR	.OTH	Zurich Assurance Ltd	Ownership	100.000	Zurich Insurance Group Ltd	.N	.12
		.00000					ES Ramsgate Nominee 1 Limited	.GBR	.OTH	Zurich Assurance Ltd	Ownership	100.000	Zurich Insurance Group Ltd	.N	.12
		.00000					ES Ramsgate Nominee 2 Limited	.GBR	.OTH	Zurich Assurance Ltd	Ownership	100.000	Zurich Insurance Group Ltd	.N	.12
		.00000					ESI Financing Limited	.GBR	.OTH	Eagle Star Insurance Company Limited	Ownership	0.000	Zurich Insurance Group Ltd	.N	.12
		.00000					ESI Financing Limited	.GBR	.OTH	Zurich Versicherungs-Gesellschaft AG	Ownership	100.000	Zurich Insurance Group Ltd	.N	.12
		.00000					Euclid KY Annex, LP	.DE	.OTH	Zurich Structured Finance, Inc.	Ownership	99.000	Zurich Insurance Group Ltd	.N	.12
		.00000					Euclid Office LP	.DE	.OTH	Zurich Structured Finance, Inc.	Ownership	99.000	Zurich Insurance Group Ltd	.N	.12
		.00000					Euclid Warehouses LP	.DE	.OTH	Zurich Structured Finance, Inc.	Ownership	99.000	Zurich Insurance Group Ltd	.N	.12
		.00000					Extremus Versicherung-Aktiengesellschaft	.DEU	.OTH	Deutschland	Ownership	5.000	Zurich Insurance Group Ltd	.N	.12
		.00000	45-3561769				Farmers Family Fund	.CA	.OTH	Farmers Group, Inc.	Ownership	100.000	Zurich Insurance Group Ltd	.N	.11
		.00000	95-0725935				Farmers Group, Inc.	.NV	.OTH	Zurich Versicherungs-Gesellschaft AG	Ownership	87.900	Zurich Insurance Group Ltd	.N	.11
		.00000	95-0725935				Farmers Group, Inc.	.NV	.OTH	Zurich Insurance Group Ltd	Ownership	12.100	Zurich Insurance Group Ltd	.N	.11
.0212	Zurich Ins Group	.00000	46-4261000				Farmers Life Insurance Company of New York	.NY	.OTH	Farmers New World Life Insurance Company	Ownership	100.000	Zurich Insurance Group Ltd	.N	.11
.0212	Zurich Ins Group	.63177	91-0335750				Farmers New World Life Insurance Company	.WA	.OTH	Farmers Group, Inc.	Ownership	100.000	Zurich Insurance Group Ltd	.N	.11
.0212	Zurich Ins Group	.10873	95-4650862				Farmers Reinsurance Company	.CA	.OTH	Farmers Group, Inc.	Ownership	100.000	Zurich Insurance Group Ltd	.N	.11
		.00000					Farmers Services Corporation	.NV	.OTH	Farmers Group, Inc.	Ownership	100.000	Zurich Insurance Group Ltd	.N	.11
		.00000	35-2281892				Farmers Services, LLC	.DE	.OTH	FIG Leasing Co., Inc.	Ownership	100.000	Zurich Insurance Group Ltd	.N	.2
		.00000					Farmers Underwriters Association	.CA	.OTH	Farmers Group, Inc.	Ownership	100.000	Zurich Insurance Group Ltd	.N	.11
.0212	Zurich U.S. Insurance Pool Group	.39306	13-3046577				Fidelity and Deposit Company of Maryland	.MD	.OTH	Zurich American Insurance Company	Ownership	100.000	Zurich Insurance Group Ltd	.Y	.12
		.00000					FIG Holding Company	.CA	.OTH	Farmers Group, Inc.	Ownership	100.000	Zurich Insurance Group Ltd	.N	.11

SCHEDULE Y
PART 1A - DETAIL OF INSURANCE HOLDING COMPANY SYSTEM

1	2	3	4	5	6	7	8	9	10	11	12	13	14	15	16
Group Code	Group Name	NAIC Company Code	ID Number	Federal RSSD	CIK	Name of Securities Exchange if Publicly Traded (U.S. or International)	Names of Parent, Subsidiaries Or Affiliates	Domi-ciliary Location	Relation-ship to Reporting Entity	Directly Controlled by (Name of Entity/Person)	Type of Control (Ownership, Board, Management, Attorney-in-Fact, Influence, Other)	If Control is Ownership Provide Percen-tage	Ultimate Controlling Entity(ies)/Person(s)	Is an SCA Filing Re-quired? (Y/N)	*
		.00000					FIG Leasing Co., Inc.	.CA	.OTH	Farmers Group, Inc.	Ownership	100.000	Zurich Insurance Group Ltd.	.N	.11
		.00000					Figure Out Limited	.GBR	.OTH	2Plan Group Limited	Ownership	100.000	Zurich Insurance Group Ltd.	.N	.12
		.00000	95-2670247				Fire Underwriters Association	.CA	.OTH	Farmers Group, Inc.	Ownership	100.000	Zurich Insurance Group Ltd.	.N	.11
		.00000					Fitsense Insurance Services Pty Ltd	.AUS	.OTH	Travel Assist Pty Limited	Ownership	100.000	Zurich Insurance Group Ltd.	.N	.12
		.00000					Futuro de Bolivia S.A. Administradora de Fondos de Pensiones	.BOL	.OTH	Zurich Boliviana Seguros Personales S.A.	Ownership	8.422	Zurich Insurance Group Ltd.	.N	.12
		.00000					Futuro de Bolivia S.A. Administradora de Fondos de Pensiones	.BOL	.OTH	Zurich South America Invest AB	Ownership	71.578	Zurich Insurance Group Ltd.	.N	.12
		.00000					General Surety & Guarantee Co Limited	.GBR	.OTH	Zurich Insurance Company (U.K.) Limited	Ownership	100.000	Zurich Insurance Group Ltd.	.N	.12
		.00000					Genevoise, Compagnie Immobiliere SA	.CHE	.OTH	Zurich Lebensversicherungs-Gesellschaft AG	Ownership	100.000	Zurich Insurance Group Ltd.	.N	.12
		.00000					Grovetwood Engineering Limited	.GBR	.OTH	Zurich Assurance Ltd	Ownership	100.000	Zurich Insurance Group Ltd.	.N	.12
		.00000					Grovetwood Property Holdings Limited	.GBR	.OTH	Eagle Star Holdings Limited	Ownership	100.000	Zurich Insurance Group Ltd.	.N	.12
		.00000					Halo Holdco Limited	.GBR	.OTH	Cover-More Australia Pty Ltd	Ownership	100.000	Zurich Insurance Group Ltd.	.N	.12
		.00000					Halo Holdco Limited	.GBR	.OTH	Zürich Versicherungs-Gesellschaft AG	Ownership	0.000	Zurich Insurance Group Ltd.	.N	.12
		.00000					Halo Insurance Services Limited	.GBR	.OTH	Halo Holdco Limited	Ownership	100.000	Zurich Insurance Group Ltd.	.N	.12
		.00000					Halo Insurance Services Pty Ltd	.AUS	.OTH	Halo Insurance Services Limited	Ownership	100.000	Zurich Insurance Group Ltd.	.N	.12
		.00000					Hawkenral Limited	.GBR	.OTH	Zurich Assurance Ltd	Ownership	100.000	Zurich Insurance Group Ltd.	.N	.12
		.00000					Herengracht Investments B.V	.DEU	.OTH	RE Curve Holding B.V	Ownership	100.000	Zurich Insurance Group Ltd.	.N	.12
		.00000					Home & Overseas Insurance Company Limited	.GBR	.OTH	Eagle Star Insurance Company Limited	Ownership	100.000	Zurich Insurance Group Ltd.	.N	.12
		.00000					Hoplite Reinsurance Company of Vermont, Inc.	.VT	.OTH	Zurich Holding Company of America, Inc.	Ownership	100.000	Zurich Insurance Group Ltd.	.N	.12
		.00000	32-0478525				HOU IND 1, LLC	.DE	.OTH	Zurich American Insurance Company	Ownership	100.000	Zurich Insurance Group Ltd.	.N	.12
		.00000	46-2975161				HOU IND 2, LLC	.DE	.OTH	Zurich American Insurance Company	Ownership	100.000	Zurich Insurance Group Ltd.	.N	.12
		.00000	46-2984834				Independence Center Realty L.P.	.DE	.OTH	Philadelphia Investor, LLC	Ownership	89.000	Zurich Insurance Group Ltd.	.N	.12
		.00000					INNATE, Inc.	.DC	.OTH	Cover-More Holdings USA Inc.	Ownership	100.000	Zurich Insurance Group Ltd.	.N	.12
		.00000					INTEGRA Versicherungsdienst GmbH	.AUT	.OTH	Zurich Versicherungs-Aktiengesellschaft	Ownership	100.000	Zurich Insurance Group Ltd.	.N	.12
		.00000					Inversiones Suizo Chilena S.A.	.CHL	.OTH	Inversiones Suizo-Argentina S.A.	Ownership	0.000	Zurich Insurance Group Ltd.	.N	.12
		.00000					Inversiones Suizo Chilena S.A.	.CHL	.OTH	Zurich Versicherungs-Gesellschaft AG	Ownership	100.000	Zurich Insurance Group Ltd.	.N	.12
		.00000					Inversiones Suizo-Argentina S.A.	.ARG	.OTH	Zurich Lebensversicherungs-Gesellschaft AG	Ownership	5.004	Zurich Insurance Group Ltd.	.N	.12
		.00000					Inversiones Suizo-Argentina S.A.	.ARG	.OTH	Zurich Versicherungs-Gesellschaft AG	Ownership	94.996	Zurich Insurance Group Ltd.	.N	.12
		.00000					Inversiones ZS America Dos Limitada	.CHL	.OTH	Inversiones ZS America SpA	Ownership	100.000	Zurich Insurance Group Ltd.	.N	.12
		.00000					Inversiones ZS America SpA	.CHL	.OTH	Zurich Santander Insurance America, S.L.	Ownership	100.000	Zurich Insurance Group Ltd.	.N	.12
		.00000					Inversiones ZS America Tres SpA	.CHL	.OTH	Zurich Santander Insurance America, S.L.	Ownership	100.000	Zurich Insurance Group Ltd.	.N	.12
		.00000					Inversora Alpina Financiadora de Primas, C.A.	.VEN	.OTH	Zurich Seguros, S.A.	Ownership	100.000	Zurich Insurance Group Ltd.	.N	.12
		.00000					Irish National Insurance Company p.l.c.	.IRL	.OTH	Zurich Insurance plc	Ownership	100.000	Zurich Insurance Group Ltd.	.N	.12
		.00000					Isis S.A.	.ARG	.OTH	Inversiones Suizo-Argentina S.A.	Ownership	60.501	Zurich Insurance Group Ltd.	.N	.12
		.00000					Isis S.A.	.ARG	.OTH	Zurich Versicherungs-Gesellschaft AG	Ownership	39.499	Zurich Insurance Group Ltd.	.N	.12
		.00000					Jewell Insurance Agency Ltd	.GBR	.OTH	Woodstock Insurance Brokers Limited	Ownership	100.000	Zurich Insurance Group Ltd.	.N	.12
		.00000					JFS/ZSF 1997 L.P.	.VA	.OTH	Zurich Structured Finance, Inc.	Ownership	99.000	Zurich Insurance Group Ltd.	.N	.12
		.00000					JFS/ZSF 1998, L.P.	.VA	.OTH	Zurich Structured Finance, Inc.	Ownership	99.000	Zurich Insurance Group Ltd.	.N	.12
		.00000					Kansas City Office LP	.DE	.OTH	Zurich Structured Finance, Inc.	Ownership	99.000	Zurich Insurance Group Ltd.	.N	.12
		.00000					Kansas Office MGP Manager, Inc.	.DE	.OTH	Zurich Structured Finance, Inc.	Ownership	100.000	Zurich Insurance Group Ltd.	.N	.12
		.00000					Kansas Office MGP, LLC	.DE	.OTH	Zurich Structured Finance, Inc.	Ownership	99.000	Zurich Insurance Group Ltd.	.N	.12
		.00000					Kansas Office MGP, LLC	.DE	.OTH	Kansas Office MGP Manager, Inc.	Ownership	1.000	Zurich Insurance Group Ltd.	.N	.12
		.00000					Karvat Cover-More Assist. Pvt Ltd.	.IND	.OTH	Cover-More Asia Pte. Ltd	Ownership	100.000	Zurich Insurance Group Ltd.	.N	.12
		.00000					Kennet Road 1 UK Limited	.GBR	.OTH	Zurich Assurance Ltd	Ownership	100.000	Zurich Insurance Group Ltd.	.N	.12
		.00000					Kennet Road 2 UK Limited	.GBR	.OTH	Zurich Assurance Ltd	Ownership	100.000	Zurich Insurance Group Ltd.	.N	.12
		.00000					KLMLP 2, LLC	.DE	.OTH	KLMLP, L.P.	Ownership	100.000	Zurich Insurance Group Ltd.	.N	.12
		.00000					KLMLP 3, LLC	.DE	.OTH	KLMLP 2, LLC	Ownership	100.000	Zurich Insurance Group Ltd.	.N	.12
		.00000					KLMLP, L.P.	.DE	.OTH	Zurich American Corporation	Ownership	75.000	Zurich Insurance Group Ltd.	.N	.12
		.00000					Kono Insurance Limited	.HKG	.OTH	Zurich Versicherungs-Gesellschaft AG	Ownership	100.000	Zurich Insurance Group Ltd.	.N	.12

SCHEDULE Y
PART 1A - DETAIL OF INSURANCE HOLDING COMPANY SYSTEM

1	2	3	4	5	6	7	8	9	10	11	12	13	14	15	16
Group Code	Group Name	NAIC Company Code	ID Number	Federal RSSD	CIK	Name of Securities Exchange if Publicly Traded (U.S. or International)	Names of Parent, Subsidiaries Or Affiliates	Domi-ciliary Location	Relation-ship to Reporting Entity	Directly Controlled by (Name of Entity/Person)	Type of Control (Ownership, Board, Management, Attorney-in-Fact, Influence, Other)	If Control is Ownership Provide Per-centage	Ultimate Controlling Entity(ies)/Person(s)	Is an SCA Filing Re-quired? (Y/N)	*
		.00000	36-4877375				LA Industrial 1, LLC	.DE	.OTH	Zurich American Insurance Company	Ownership	100.000	Zurich Insurance Group Ltd.	.N	.12
		.00000	46-1955151				LA Office 1, LLC	.DE	.OTH	Zurich American Insurance Company	Ownership	100.000	Zurich Insurance Group Ltd.	.N	.12
		.00000	47-1325180				LA Retail 1 LLC	.DE	.OTH	Zurich American Insurance Company	Ownership	100.000	Zurich Insurance Group Ltd.	.N	.12
		.00000					Limited Liability Company BRIGHT BOX	.RUS	.OTH	Bright Box HK Limited	Ownership	100.000	Zurich Insurance Group Ltd.	.N	.12
		.00000					Limited Liability Company REMOTO	.RUS	.OTH	Bright Box HK Limited	Ownership	100.000	Zurich Insurance Group Ltd.	.N	.12
		.00000					Logobrook Limited	.GBR	.OTH	Zurich Assurance Ltd	Ownership	100.000	Zurich Insurance Group Ltd.	.N	.12
		.00000					Manon Vision Co., Ltd.	.THA	.OTH	Centre Solutions (Bermuda) Limited	Ownership	0.001	Zurich Insurance Group Ltd.	.N	.12
		.00000					Manon Vision Co., Ltd.	.THA	.OTH	Zurich Finance Company Ltd	Ownership	0.001	Zurich Insurance Group Ltd.	.N	.12
		.00000					Manon Vision Co., Ltd.	.THA	.OTH	Zurich Versicherungs-Gesellschaft AG	Ownership	99.999	Zurich Insurance Group Ltd.	.N	.12
		.00000					MEATPACKING B.V.	.NLD	.OTH	Rock Inne Vastgoed B.V.	Ownership	100.000	Zurich Insurance Group Ltd.	.N	.12
		.00000					Medidata AG	.CHE	.OTH	Zurich Versicherungs-Gesellschaft AG	Ownership	8.852	Zurich Insurance Group Ltd.	.N	.12
		.00000					Mentionland Limited	.GBR	.OTH	Zurich Assurance Ltd	Ownership	100.000	Zurich Insurance Group Ltd.	.N	.12
		.00000					Meritclass Investments Limited	.GBR	.OTH	Zurich Assurance Ltd	Ownership	100.000	Zurich Insurance Group Ltd.	.N	.12
		.00000					MI Administrators, LLC	.DE	.OTH	FIG Leasing Co., Inc.	Ownership	100.000	Zurich Insurance Group Ltd.	.N	.11
		.00000	30-0947450				MIAMI INDUSTRIAL 1, LLC	.DE	.OTH	Zurich American Insurance Company	Ownership	100.000	Zurich Insurance Group Ltd.	.N	.12
		.00000	81-3346909				Miami Industrial 2, LLC	.DE	.OTH	Farmers New World Life Insurance Company	Ownership	100.000	Zurich Insurance Group Ltd.	.N	.12
		.00000	38-4002060				Miami Office 2, LLC	.DE	.OTH	Zurich American Insurance Company	Ownership	100.000	Zurich Insurance Group Ltd.	.N	.12
		.00000	35-2567170				MIAMI OFFICE 3, LLC	.DE	.OTH	Zurich American Insurance Company	Ownership	100.000	Zurich Insurance Group Ltd.	.N	.12
		.00000	61-1852255				Miami Retail 1, LLC	.DE	.OTH	Zurich American Insurance Company	Ownership	100.000	Zurich Insurance Group Ltd.	.N	.12
		.00000					Minas Brasil Promotora de Servicos S/A	.BRA	.OTH	Zurich Minas Brasil Seguros S.A.	Ownership	100.000	Zurich Insurance Group Ltd.	.N	.12
		.00000					MSHQ, LLC	.DE	.OTH	JFS/ZSF 1998, L.P.	Ownership	100.000	Zurich Insurance Group Ltd.	.N	.12
		.00000	30-1003542				MSP APT 1, LLC	.DE	.OTH	Zurich American Insurance Company	Ownership	100.000	Zurich Insurance Group Ltd.	.N	.12
		.00000	30-1004249				Nashville Office 1, LLC	.DE	.OTH	Zurich American Insurance Company	Ownership	100.000	Zurich Insurance Group Ltd.	.N	.12
		.00000					Navigators and General Insurance Company Limited	.GBR	.OTH	Zurich Insurance plc	Ownership	100.000	Zurich Insurance Group Ltd.	.N	.12
		.00000					Nearheath Limited	.GBR	.OTH	Zurich Assurance Ltd	Ownership	100.000	Zurich Insurance Group Ltd.	.N	.12
		.00000					Omnis Investments Limited	.GBR	.OTH	Openwork Holdings Limited	Ownership	90.000	Zurich Insurance Group Ltd.	.N	.12
		.00000					Openwork Access Limited	.GBR	.OTH	Openwork Holdings Limited	Ownership	100.000	Zurich Insurance Group Ltd.	.N	.12
		.00000					Openwork Holdings Limited	.GBR	.OTH	Allied Zurich Holdings Limited	Ownership	99.993	Zurich Insurance Group Ltd.	.N	.12
		.00000					Openwork Independent Solutions Limited	.GBR	.OTH	Openwork Holdings Limited	Ownership	100.000	Zurich Insurance Group Ltd.	.N	.12
		.00000					Openwork Limited	.GBR	.OTH	Openwork Holdings Limited	Ownership	100.000	Zurich Insurance Group Ltd.	.N	.12
		.00000					Openwork Market Solutions Limited	.GBR	.OTH	Openwork Holdings Limited	Ownership	100.000	Zurich Insurance Group Ltd.	.N	.12
		.00000					Openwork Services Limited	.GBR	.OTH	Openwork Holdings Limited	Ownership	100.000	Zurich Insurance Group Ltd.	.N	.12
		.00000					Orange Stone Company	.JRL	.OTH	Zurich Finance Company AG	Ownership	100.000	Zurich Insurance Group Ltd.	.N	.12
		.00000					Orion Rechtsschutz-Versicherung AG	.CHE	.OTH	Zurich Versicherungs-Gesellschaft AG	Ownership	78.000	Zurich Insurance Group Ltd.	.N	.12
		.00000					Parcelgate Limited	.GBR	.OTH	Zurich Assurance Ltd	Ownership	100.000	Zurich Insurance Group Ltd.	.N	.12
		.00000					Perils AG	.CHE	.OTH	Zurich Versicherungs-Gesellschaft AG	Ownership	11.111	Zurich Insurance Group Ltd.	.N	.12
		.00000	35-2553880				Philly Office 1, LLC	.DE	.OTH	Zurich American Insurance Company	Ownership	100.000	Zurich Insurance Group Ltd.	.N	.12
		.00000	47-1392591				POR Apt 1, LLC	.DE	.OTH	Zurich American Insurance Company	Ownership	100.000	Zurich Insurance Group Ltd.	.N	.12
		.00000	47-4067157				POR Apt 2, LLC	.DE	.OTH	Zurich American Insurance Company	Ownership	100.000	Zurich Insurance Group Ltd.	.N	.12
		.00000	47-4054154				POR Office 1, LLC	.DE	.OTH	Farmers New World Life Insurance Company	Ownership	100.000	Zurich Insurance Group Ltd.	.N	.11
		.00000					Prime Corporate Psychology Pty Ltd	.AUS	.OTH	DTC Bidco Pty Ltd	Ownership	100.000	Zurich Insurance Group Ltd.	.N	.12
		.00000								Zurich Deutscher Herold Lebensversicherung Aktiengesellschaf	Ownership	5.158	Zurich Insurance Group Ltd.	.N	.12
		.00000	AA-5360007				PT Zurich Insurance Indonesia	.IDN	.OTH	Zurich International (Bermuda) Ltd.	Ownership	1.569	Zurich Insurance Group Ltd.	.N	.12
		.00000	AA-5360007				PT Zurich Insurance Indonesia	.IDN	.OTH	Zurich Versicherungs-Gesellschaft AG	Ownership	97.091	Zurich Insurance Group Ltd.	.N	.12
		.00000					PT Zurich Topas Life	.IDN	.OTH	Zurich Versicherungs-Gesellschaft AG	Ownership	80.000	Zurich Insurance Group Ltd.	.N	.12
		.00000					R3 FL Holdings, LLC	.FL	.OTH	Fidelity and Deposit Company of Maryland	Ownership	100.000	Zurich Insurance Group Ltd.	.N	.12
		.00000					Raleigh/Durham Offices, L.P.	.DE	.OTH	Zurich Structured Finance, Inc.	Ownership	99.000	Zurich Insurance Group Ltd.	.N	.12
		.00000								Zurich Deutscher Herold Lebensversicherung Aktiengesellschaf	Ownership	100.000	Zurich Insurance Group Ltd.	.N	.12
		.00000					RE Curve Holding B.V.	.DEU	.OTH		Ownership	100.000	Zurich Insurance Group Ltd.	.N	.12
		.00000					Real Garant Espana S.L.	.ESP	.OTH	Real Garant GmbH Garantiesysteme	Ownership	100.000	Zurich Insurance Group Ltd.	.N	.12
		.00000					Real Garant GmbH Garantiesysteme	.DEU	.OTH	Real Garant Versicherung Aktiengesellschaft	Ownership	100.000	Zurich Insurance Group Ltd.	.N	.12

SCHEDULE Y
PART 1A - DETAIL OF INSURANCE HOLDING COMPANY SYSTEM

1	2	3	4	5	6	7	8	9	10	11	12	13	14	15	16
Group Code	Group Name	NAIC Company Code	ID Number	Federal RSSD	CIK	Name of Securities Exchange if Publicly Traded (U.S. or International)	Names of Parent, Subsidiaries Or Affiliates	Domi-ciliary Location	Relation-ship to Reporting Entity	Directly Controlled by (Name of Entity/Person)	Type of Control (Ownership, Board, Management, Attorney-in-Fact, Influence, Other)	If Control is Ownership Provide Percen-tage	Ultimate Controlling Entity(ies)/Person(s)	Is an SCA Filing Re-quired? (Y/N)	*
		.00000					Real Garant Versicherung Aktiengesellschaft	.DEU	.OTH	Zurich Beteiligungs-Aktiengesellschaft (Deutschland)	Ownership	100.000	Zurich Insurance Group Ltd.	.N	.12
		.00000					Research Triangle MGP Manager, Inc.	.DE	.OTH	Zurich Structured Finance, Inc.	Ownership	100.000	Zurich Insurance Group Ltd.	.N	.12
		.00000					Research Triangle Office MGP, LLC	.DE	.OTH	Zurich Structured Finance, Inc.	Ownership	99.000	Zurich Insurance Group Ltd.	.N	.12
		.00000					Research Triangle Office MGP, LLC	.DE	.OTH	Research Triangle MGP Manager, Inc.	Ownership	1.000	Zurich Insurance Group Ltd.	.N	.12
		.00000					REX Holding S.a.r.l.	.LUX	.OTH	REX-ZDHL S.C.S. SICAV-SIF	Ownership	100.000	Zurich Insurance Group Ltd.	.N	.12
		.00000					REX-Germany-ZDHL S.C.S	.LUX	.OTH	REX-ZDHL S.C.S. SICAV-SIF	Ownership	95.240	Zurich Insurance Group Ltd.	.N	.12
							Zurich Deutscher Herold Lebensversicherung Aktiengesellschaf								
		.00000					Rex-Spain-ZDHL S.L.	.ESP	.OTH	Aktiengesellschaf	Ownership	100.000	Zurich Insurance Group Ltd.	.N	.12
		.00000					REX-The East S.a.r.l.	.LUX	.OTH	REX-ZDHL S.C.S. SICAV-SIF	Ownership	94.800	Zurich Insurance Group Ltd.	.N	.12
							Zurich Deutscher Herold Lebensversicherung Aktiengesellschaf								
		.00000					REX-ZDHL GP S.a.r.l.	.LUX	.OTH	Aktiengesellschaf	Ownership	100.000	Zurich Insurance Group Ltd.	.N	.12
							Zurich Deutscher Herold Lebensversicherung Aktiengesellschaf								
		.00000					REX-ZDHL S.C.S. SICAV-SIF	.LUX	.OTH	Aktiengesellschaf	Ownership	100.000	Zurich Insurance Group Ltd.	.N	.12
		.00000					Rock Inne Vastgoed B.V.	.NLD	.OTH	REX Holding S.a.r.l.	Ownership	100.000	Zurich Insurance Group Ltd.	.N	.12
		.00000					Rokin 21 B.V.	.NLD	.OTH	Roxana Vastgoed B.V.	Ownership	100.000	Zurich Insurance Group Ltd.	.N	.12
		.00000					Rokin 49 B.V.	.NLD	.OTH	Rock Inne Vastgoed B.V.	Ownership	100.000	Zurich Insurance Group Ltd.	.N	.12
		.00000					Roxana Vastgoed B.V.	.NLD	.OTH	REX Holding S.a.r.l.	Ownership	100.000	Zurich Insurance Group Ltd.	.N	.12
.0212	Zurich Ins Group	39039	41-1375004				Rural Community Insurance Company	.MNN	.OTH	Zurich American Insurance Company	Ownership	100.000	Zurich Insurance Group Ltd.	.Y	.12
		.00000					Sacramento Office MGP, LLC	.DE	.OTH	Zurich Structured Finance, Inc.	Ownership	100.000	Zurich Insurance Group Ltd.	.N	.12
		.00000	47-5542773				SAN DIEGO INDUSTRIAL 1, LLC	.DE	.OTH	Zurich American Insurance Company	Ownership	100.000	Zurich Insurance Group Ltd.	.N	.12
		.00000	61-1791237				San Diego Retail 1, LLC	.DE	.OTH	Zurich American Insurance Company	Ownership	100.000	Zurich Insurance Group Ltd.	.N	.12
		.00000					Santander Rio Seguros S.A.	.ARG	.OTH	Inversiones ZS America SpA	Ownership	4.000	Zurich Insurance Group Ltd.	.N	.12
		.00000					Santander Rio Seguros S.A.	.ARG	.OTH	Zurich Santander Insurance America, S.L.	Ownership	96.000	Zurich Insurance Group Ltd.	.N	.12
		.00000					Santander Seguros Sociedad Anónima	.URY	.OTH	Zurich Santander Insurance America, S.L.	Ownership	100.000	Zurich Insurance Group Ltd.	.N	.12
							Zurich Insurance Company Ltd (Bahrain Branch)								
		.00000					Saudi National Insurance Company	.BHR	.OTH	Branch)	Ownership	5.000	Zurich Insurance Group Ltd.	.N	.12
		.00000					Sceptre Trust Limited	.BHS	.OTH	Eagle Star Holdings Limited	Ownership	0.000	Zurich Insurance Group Ltd.	.N	.12
		.00000					Sceptre Trust Limited	.BHS	.OTH	Eagle Star Insurance Company Limited	Ownership	100.000	Zurich Insurance Group Ltd.	.N	.12
		.00000	46-2520145				SEA APARTMENT 1, LLC	.DE	.OTH	Zurich American Insurance Company	Ownership	100.000	Zurich Insurance Group Ltd.	.N	.12
		.00000	46-3060914				SEA APARTMENT 2, LLC	.DE	.OTH	Zurich American Insurance Company	Ownership	100.000	Zurich Insurance Group Ltd.	.N	.12
		.00000					Seabrook Warehouse LP	.DE	.OTH	Zurich Structured Finance, Inc.	Ownership	99.000	Zurich Insurance Group Ltd.	.N	.12
		.00000					Seabrook Warehouse MGP Manager, Inc.	.DE	.OTH	Zurich Structured Finance, Inc.	Ownership	100.000	Zurich Insurance Group Ltd.	.N	.12
		.00000					Seabrook Warehouse MGP, LLC	.DE	.OTH	Zurich Structured Finance, Inc.	Ownership	99.000	Zurich Insurance Group Ltd.	.N	.12
		.00000					Seabrook Warehouse MGP, LLC	.DE	.OTH	Seabrook Warehouse MGP Manager, Inc.	Ownership	1.000	Zurich Insurance Group Ltd.	.N	.12
							AIDE Asistencia Seguros y Reaseguros, S.A.								
		.00000					- Sociedad Uniper	.PRT	.OTH	Serviaide, S.A. - Sociedad Unipersonal	Ownership	95.000	Zurich Insurance Group Ltd.	.N	.12
		.00000					Serviaide Asistencia e Servicios, Lda.	.PRT	.OTH	AIDE Asistencia Seguros y Reaseguros, S.A.	Ownership	5.000	Zurich Insurance Group Ltd.	.N	.12
							- Sociedad Uniper								
		.00000					Serviaide, S.A. - Sociedad Unipersonal	.ESP	.OTH	- Sociedad Uniper	Ownership	100.000	Zurich Insurance Group Ltd.	.N	.12
		.00000					Servizurich S.A. - Sociedad Unipersonal	.ESP	.OTH	Zurich Insurance plc, Sucursal en Espana	Ownership	100.000	Zurich Insurance Group Ltd.	.N	.12
		.00000	47-1153493				SF Apt 1, LLC	.DE	.OTH	Zurich American Insurance Company	Ownership	100.000	Zurich Insurance Group Ltd.	.N	.12
		.00000	46-4095281				SF Industrial 1, LLC	.DE	.OTH	Farmers New World Life Insurance Company	Ownership	100.000	Zurich Insurance Group Ltd.	.N	.12
		.00000	46-5341537				SF Office 1, LLC	.DE	.OTH	Zurich American Insurance Company	Ownership	100.000	Zurich Insurance Group Ltd.	.N	.12
		.00000	47-2967693				SF Office 4, LLC	.DE	.OTH	Zurich American Insurance Company	Ownership	100.000	Zurich Insurance Group Ltd.	.N	.12
		.00000					Shire Park Limited	.GBR	.OTH	Zurich Assurance Ltd	Ownership	12.419	Zurich Insurance Group Ltd.	.N	.12
							Zürich Lebensversicherungs-Gesellschaft AG								
		.00000					SOCIETE AVENUE LOUIS CASAI 86 SA	.CHE	.OTH		Ownership	100.000	Zurich Insurance Group Ltd.	.N	.12
		.00000					Speigelhof Vastgoed B.V.	.DEU	.OTH	RE Curve Holding B.V.	Ownership	100.000	Zurich Insurance Group Ltd.	.N	.12
		.00000					Springboard Health and Performance Pty Ltd	.AUS	.OTH	DTC Bidco Pty Ltd	Ownership	100.000	Zurich Insurance Group Ltd.	.N	.12
.0212	Zurich U.S. Insurance Pool Group	26387	52-0981481				Steadfast Insurance Company	.DE	.OTH	Zurich American Insurance Company	Ownership	100.000	Zurich Insurance Group Ltd.	.Y	.12
		.00000					Steadfast Santa Clarita Holdings LLC	.DE	.OTH	Steadfast Insurance Company	Ownership	100.000	Zurich Insurance Group Ltd.	.N	.12
		.00000					Sterling ISA Managers (Nominees) Limited	.GBR	.OTH	Sterling ISA Managers Limited	Ownership	100.000	Zurich Insurance Group Ltd.	.N	.12
		.00000					Sterling ISA Managers Limited	.GBR	.OTH	Zurich Financial Services (UKISA) Limited	Ownership	100.000	Zurich Insurance Group Ltd.	.N	.12

SCHEDULE Y
PART 1A - DETAIL OF INSURANCE HOLDING COMPANY SYSTEM

1	2	3	4	5	6	7	8	9	10	11	12	13	14	15	16
Group Code	Group Name	NAIC Company Code	ID Number	Federal RSSD	CIK	Name of Securities Exchange if Publicly Traded (U.S. or International)	Names of Parent, Subsidiaries Or Affiliates	Domi-ciliary Location	Relation-ship to Reporting Entity	Directly Controlled by (Name of Entity/Person)	Type of Control (Ownership, Board, Management, Attorney-in-Fact, Influence, Other)	If Control is Ownership Provide Percentage	Ultimate Controlling Entity(ies)/Person(s)	Is an SCA Filing Re-quired? (Y/N)	*
		.00000					Stratos Limited	.NZL	.OTH	DTC NZ Bidco Limited	Ownership	100.000	Zurich Insurance Group Ltd.	.N	.12
		.00000					Sunley Homes Limited	.GBR	.OTH	Zurich Insurance plc	Ownership	100.000	Zurich Insurance Group Ltd.	.N	.12
		.00000					Swiss Insurance Management (Hong Kong) Limited	.HKG	.OTH	Zurich Insurance Holdings (Hong Kong) Limited	Ownership	99.505	Zurich Insurance Group Ltd.	.N	.12
		.00000					Swiss Insurance Management (Hong Kong) Limited	.HKG	.OTH	Zurich Services (Hong Kong) Limited	Ownership	0.495	Zurich Insurance Group Ltd.	.N	.12
		.00000					TCS Loss Adjusters Limited	.GBR	.OTH	Endsleigh Insurance Services Limited	Ownership	100.000	Zurich Insurance Group Ltd.	.N	.12
		.00000					TDG Tele Dienste GmbH	.DEU	.OTH	Zurich Beteiligungs-Aktiengesellschaft (Deutschland)	Ownership	100.000	Zurich Insurance Group Ltd.	.N	.12
		.00000					Tennyson Insurance Limited	.GBR	.OTH	Zurich Holdings (UK) Limited	Ownership	100.000	Zurich Insurance Group Ltd.	.N	.12
		.00000					The Liverpool Reversionary Company Limited	.GBR	.OTH	Eagle Star Insurance Company Limited	Ownership	100.000	Zurich Insurance Group Ltd.	.N	.12
		.00000					The Trust Company of Scotland Limited	.GBR	.OTH	Zurich Insurance plc	Ownership	100.000	Zurich Insurance Group Ltd.	.N	.12
		.00000	36-3839542				The Zurich Services Corporation	.IL	.OTH	Zurich Holding Company of America, Inc.	Ownership	100.000	Zurich Insurance Group Ltd.	.N	.12
		.00000					Timosa Limited	.IRL	.OTH	Zurich Life Assurance plc	Ownership	100.000	Zurich Insurance Group Ltd.	.N	.12
		.00000					TopReport Schadenbesichtigungs GmbH	.AUT	.OTH	Zurich Versicherungs-Aktiengesellschaft	Ownership	14.286	Zurich Insurance Group Ltd.	.N	.12
		.00000					Travel Assist Pty Limited	.AUS	.OTH	ASTIS Holdings Limited	Ownership	100.000	Zurich Insurance Group Ltd.	.N	.12
		.00000					Travel Insurance Partners Pty Ltd	.AUS	.OTH	Travel Assist Pty Limited	Ownership	100.000	Zurich Insurance Group Ltd.	.N	.12
		.00000					Travelex Insurance Services Limited	.DE	.OTH	Cover-More Holdings USA Inc.	Ownership	100.000	Zurich Insurance Group Ltd.	.N	.12
		.00000	95-2670330				Truck Underwriters Association	.CA	.OTH	Farmers Group, Inc.	Ownership	100.000	Zurich Insurance Group Ltd.	.N	.12
		.00000					Turegum Immobilien AG	.CHE	.OTH	Zurich Versicherungs-Gesellschaft AG	Ownership	100.000	Zurich Insurance Group Ltd.	.N	.12
.0212	Zurich U.S. Insurance Pool Group	.41181	43-1249228				Universal Underwriters Insurance Company	.IL	.OTH	Zurich American Insurance Company	Ownership	100.000	Zurich Insurance Group Ltd.	.Y	.12
							Universal Underwriters of Texas Insurance Company	.IL	.OTH	Universal Underwriters Insurance Company	Ownership	100.000	Zurich Insurance Group Ltd.	.Y	.12
.0212	Zurich U.S. Insurance Pool Group	.40843	36-3139101				Universal Underwriters Service Corporation	.MO	.OTH	Zurich Holding Company of America, Inc.	Ownership	100.000	Zurich Insurance Group Ltd.	.N	.12
		.00000	43-1269296				Vehicle Dealer Solutions, Inc.	.FL	.OTH	The Zurich Services Corporation	Ownership	100.000	Zurich Insurance Group Ltd.	.N	.12
		.00000	26-1282208				Winchester Land, LLC	.FL	.OTH	R3 FL Holdings, LLC	Ownership	100.000	Zurich Insurance Group Ltd.	.N	.12
		.00000					Winn-Dixie MGP Manager, Inc.	.DE	.OTH	Zurich Structured Finance, Inc.	Ownership	100.000	Zurich Insurance Group Ltd.	.N	.12
		.00000					Women on Wheels Limited	.GBR	.OTH	Endsleigh Insurance Services Limited	Ownership	100.000	Zurich Insurance Group Ltd.	.N	.12
		.00000					Woodstock Insurance Brokers Limited	.GBR	.OTH	Endsleigh Insurance Services Limited	Ownership	100.000	Zurich Insurance Group Ltd.	.N	.12
		.00000					World Travel Protection Canada Inc.	.CAN	.OTH	Zurich Canadian Holdings Limited	Ownership	100.000	Zurich Insurance Group Ltd.	.N	.12
		.00000					Wren Investments Limited	.GBR	.OTH	Zurich Whiteley Trust Limited	Ownership	100.000	Zurich Insurance Group Ltd.	.N	.12
		.00000					Wrightway Underwriting Limited	.IRL	.OTH	Ballykilliane Holdings Limited	Ownership	100.000	Zurich Insurance Group Ltd.	.N	.12
		.00000					Z flex Gesellschaft fur Personaldienstleistungen mbH	.DEU	.OTH	Zurich Beteiligungs-Aktiengesellschaft (Deutschland)	Ownership	100.000	Zurich Insurance Group Ltd.	.N	.12
		.00000					ZCM (U.S.) Limited	.DE	.OTH	Zurich Finance Company Ltd	Ownership	100.000	Zurich Insurance Group Ltd.	.N	.12
		.00000					ZCM Asset Holding Company (Bermuda) Limited	.BMU	.OTH	Zurich Finance Company Ltd	Ownership	100.000	Zurich Insurance Group Ltd.	.N	.12
		.00000					ZCM Matched Funding Corp.	.CYM	.OTH	Zurich Capital Markets Inc.	Ownership	100.000	Zurich Insurance Group Ltd.	.N	.12
		.00000					ZCMC II Holdings Limited	.IRL	.OTH	ZCM Asset Holding Company (Bermuda) Limited	Ownership	0.200	Zurich Insurance Group Ltd.	.N	.12
		.00000					ZCMC II Holdings Limited	.IRL	.OTH	Zurich Financial Services EUB Holdings Limited	Ownership	99.800	Zurich Insurance Group Ltd.	.N	.12
		.00000	20-5900744				ZFUS Services, LLC	.DE	.OTH	Zurich Holding Company of America, Inc.	Ownership	100.000	Zurich Insurance Group Ltd.	.N	.12
		.00000					ZGEE3 Limited	.GBR	.OTH	Zurich Insurance Company (U.K.) Limited	Ownership	100.000	Zurich Insurance Group Ltd.	.N	.12
		.00000	02-0802795				ZNA Services, LLC	.DE	.OTH	ZFUS Services, LLC	Ownership	100.000	Zurich Insurance Group Ltd.	.N	.12
		.00000					ZPC Capital Limited	.GBR	.OTH	Zurich Holdings (UK) Limited	Ownership	100.000	Zurich Insurance Group Ltd.	.N	.12
		.00000					ZSF / Collierville, LLC	.DE	.OTH	Collierville Center, LP	Ownership	100.000	Zurich Insurance Group Ltd.	.N	.12
		.00000					ZSF / Office KY, LLC	.DE	.OTH	Euclid Office LP	Ownership	100.000	Zurich Insurance Group Ltd.	.N	.12
		.00000					ZSF / Office NV, LLC	.DE	.OTH	Euclid Office LP	Ownership	100.000	Zurich Insurance Group Ltd.	.N	.12
		.00000					ZSF / Office NY, LLC	.DE	.OTH	Euclid Office LP	Ownership	100.000	Zurich Insurance Group Ltd.	.N	.12
		.00000					ZSF 00-1, Inc.	.IL	.OTH	CTH Affordable Housing Corporation	Ownership	100.000	Zurich Insurance Group Ltd.	.N	.12
		.00000					ZSF 99-4, Inc.	.IL	.OTH	CTH Affordable Housing Corporation	Ownership	100.000	Zurich Insurance Group Ltd.	.N	.12
		.00000					ZSF Apollo Corporation	.IL	.OTH	CTH Affordable Housing Corporation	Ownership	100.000	Zurich Insurance Group Ltd.	.N	.12
		.00000					ZSF KY Annex, LLC	.DE	.OTH	Euclid KY Annex, LP	Ownership	100.000	Zurich Insurance Group Ltd.	.N	.12
		.00000					ZSF Landmark Corporation	.IL	.OTH	CTH Affordable Housing Corporation	Ownership	100.000	Zurich Insurance Group Ltd.	.N	.12

ANNUAL STATEMENT FOR THE YEAR 2017 OF THE Bristol West Insurance Company

SCHEDULE Y

PART 1A - DETAIL OF INSURANCE HOLDING COMPANY SYSTEM

1	2	3	4	5	6	7	8	9	10	11	12	13	14	15	16
Group Code	Group Name	NAIC Company Code	ID Number	Federal RSSD	CIK	Name of Securities Exchange if Publicly Traded (U.S. or International)	Names of Parent, Subsidiaries Or Affiliates	Domi-ciliary Location	Relation-ship to Reporting Entity	Directly Controlled by (Name of Entity/Person)	Type of Control (Ownership, Board, Management, Attorney-in-Fact, Influence, Other)	If Control is Ownership Provide Per-centage	Ultimate Controlling Entity(ies)/Person(s)	Is an SCA Filing Re-quired? (Y/N)	*
		.00000					ZSF Newport I CorporationIL.....	..OTH.....	CTH Affordable Housing Corporation	Ownership.....	100.000	Zurich Insurance Group Ltd.N.....	..12....
		.00000					ZSF/Bloomington, LLCDE.....	..OTH.....	Bloomington Office LP	Ownership.....	100.000	Zurich Insurance Group Ltd.N.....	..12....
		.00000					ZSF/C1 MGP Manager, Inc.DE.....	..OTH.....	Zurich Structured Finance, Inc.	Ownership.....	100.000	Zurich Insurance Group Ltd.N.....	..12....
		.00000					ZSF/C1 MGP, LLCDE.....	..OTH.....	Zurich Structured Finance, Inc.	Ownership.....	99.000	Zurich Insurance Group Ltd.N.....	..12....
		.00000					ZSF/C1 MGP, LLCDE.....	..OTH.....	ZSF/C1 MGP Manager, Inc.	Ownership.....	1.000	Zurich Insurance Group Ltd.N.....	..12....
		.00000					ZSF/C2 MGP Manager, Inc.DE.....	..OTH.....	Zurich Structured Finance, Inc.	Ownership.....	100.000	Zurich Insurance Group Ltd.N.....	..12....
		.00000					ZSF/C2 MGP, LLCDE.....	..OTH.....	Zurich Structured Finance, Inc.	Ownership.....	99.000	Zurich Insurance Group Ltd.N.....	..12....
		.00000					ZSF/C2 MGP, LLCDE.....	..OTH.....	ZSF/CF2 MGP Manager, Inc.	Ownership.....	1.000	Zurich Insurance Group Ltd.N.....	..12....
		.00000					ZSF/Dallas Tower, LLCDE.....	..OTH.....	Dallas Tower LP	Ownership.....	100.000	Zurich Insurance Group Ltd.N.....	..12....
		.00000					ZSF/Kansas, LLCDE.....	..OTH.....	Kansas City Office LP	Ownership.....	100.000	Zurich Insurance Group Ltd.N.....	..12....
		.00000					ZSF/Land Parcels LLCDE.....	..OTH.....	Zurich Structured Finance, Inc.	Ownership.....	100.000	Zurich Insurance Group Ltd.N.....	..12....
		.00000					ZSF/Research Gateway, LLCDE.....	..OTH.....	Raleigh/Durham Offices, L.P.	Ownership.....	100.000	Zurich Insurance Group Ltd.N.....	..12....
		.00000					ZSF/Seabrook, LLCDE.....	..OTH.....	Seabrook Warehouse LP	Ownership.....	100.000	Zurich Insurance Group Ltd.N.....	..12....
		.00000					ZSF/WD Fitzgerald, LLCDE.....	..OTH.....	Euclid Warehouses LP	Ownership.....	100.000	Zurich Insurance Group Ltd.N.....	..12....
		.00000					ZSF/WD Hammond, LLCDE.....	..OTH.....	Euclid Warehouses LP	Ownership.....	100.000	Zurich Insurance Group Ltd.N.....	..12....
		.00000					ZSF/WD Jacksonville, LLCDE.....	..OTH.....	Euclid Warehouses LP	Ownership.....	100.000	Zurich Insurance Group Ltd.N.....	..12....
		.00000					ZSF/WD Montgomery 31, LLCDE.....	..OTH.....	Euclid Warehouses LP	Ownership.....	100.000	Zurich Insurance Group Ltd.N.....	..12....
		.00000					ZSF/WD Opa Locka, LLCDE.....	..OTH.....	Euclid Warehouses LP	Ownership.....	100.000	Zurich Insurance Group Ltd.N.....	..12....
		.00000	36-3096373				ZSFH LLCDE.....	..OTH.....	Zurich Holding Company of America, Inc.	Ownership.....	100.000	Zurich Insurance Group Ltd.N.....	..12....
		.00000					ZSG Kfz-ZulassungsservicegesmbHAUT.....	..OTH.....	Zurich Versicherungs-Aktiengesellschaft	Ownership.....	33.333	Zurich Insurance Group Ltd.N.....	..12....
		.00000					ZSL Financing LimitedGBR.....	..OTH.....	Zurich Holdings (UK) Limited	Ownership.....	1.000	Zurich Insurance Group Ltd.N.....	..12....
		.00000					ZSL Financing LimitedGBR.....	..OTH.....	Zurich Specialties London Limited	Ownership.....	99.000	Zurich Insurance Group Ltd.N.....	..12....
		.00000					Zurich - Companhia de Seguros Vida S.A.PRT.....	..OTH.....	Zurich Finanz-Gesellschaft AG	Ownership.....	0.000	Zurich Insurance Group Ltd.N.....	..12....
		.00000					Zurich - Companhia de Seguros Vida S.A.PRT.....	..OTH.....	Zurich Investments Life S.p.A.	Ownership.....	0.000	Zurich Insurance Group Ltd.N.....	..12....
										Zurich Lebensversicherungs-Gesellschaft AG					
		.00000					Zurich - Companhia de Seguros Vida S.A.PRT.....	..OTH.....		Ownership.....	100.000	Zurich Insurance Group Ltd.N.....	..12....
		.00000					Zurich - Companhia de Seguros Vida S.A.PRT.....	..OTH.....	Zurich Versicherungs-Gesellschaft AG	Ownership.....	0.000	Zurich Insurance Group Ltd.N.....	..12....
										Zurich Vida, Compania de Seguros y					
		.00000					Zurich - Companhia de Seguros Vida S.A.PRT.....	..OTH.....	Reaseguros, S.A. - Socied	Ownership.....	0.000	Zurich Insurance Group Ltd.N.....	..12....
		.00000					Zurich (Scotland) Limited PartnershipGBR.....	..OTH.....	Zurich General Partner (Scotland) Ltd	Ownership.....	100.000	Zurich Insurance Group Ltd.N.....	..12....
							Zurich Administradora General de Fondos S.A.								
		.00000						..CHL.....	..OTH.....	Chilena Consolidada Seguros de Vida S.A.	Ownership.....	99.970	Zurich Insurance Group Ltd.N.....	..12....
							Zurich Administradora General de Fondos S.A.								
		.00000						..CHL.....	..OTH.....	Inversiones Suizo Chilena S.A.	Ownership.....	0.030	Zurich Insurance Group Ltd.N.....	..12....
		.00000					Zurich Advice Network LimitedGBR.....	..OTH.....	Allied Dunbar Assurance plc	Ownership.....	100.000	Zurich Insurance Group Ltd.N.....	..12....
		.00000					Zurich AFIN Mexico, S.A. DE C.V.MEX.....	..OTH.....	Zurich Compania de Sefuros, S.A.	Ownership.....	0.002	Zurich Insurance Group Ltd.N.....	..12....
		.00000					Zurich AFIN Mexico, S.A. DE C.V.MEX.....	..OTH.....	Zurich Versicherungs-Gesellschaft AG	Ownership.....	99.998	Zurich Insurance Group Ltd.N.....	..12....
		.00000	04-3126497				Zurich Agency Services Inc.MA.....	..OTH.....	Zurich Holding Company of America, Inc.	Ownership.....	100.000	Zurich Insurance Group Ltd.N.....	..12....
		.00000	86-1164252				Zurich Alternative Asset Management, LLCDE.....	..OTH.....	Zurich Holding Company of America, Inc.	Ownership.....	100.000	Zurich Insurance Group Ltd.N.....	..12....
										Zurich Lebensversicherungs-Gesellschaft AG					
		.00000					Zurich America Latina Serviços Brasil Ltda.BRA.....	..OTH.....		Ownership.....	0.010	Zurich Insurance Group Ltd.N.....	..12....
		.00000					Zurich America Latina Serviços Brasil Ltda.BRA.....	..OTH.....	Zurich Versicherungs-Gesellschaft AG	Ownership.....	99.990	Zurich Insurance Group Ltd.N.....	..12....
		.00000	36-6169781				Zurich American CorporationDE.....	..OTH.....	Zurich Holding Company of America, Inc.	Ownership.....	100.000	Zurich Insurance Group Ltd.N.....	..12....
..0212	Zurich U.S. Insurance Pool Group16535	36-4233459				Zurich American Insurance CompanyNY.....	..OTH.....	Zurich Holding Company of America, Inc.	Ownership.....	100.000	Zurich Insurance Group Ltd.N.....	..12....
							Zurich American Insurance Company of								
..0212	Zurich U.S. Insurance Pool Group27855	36-2781080				IllinoisIL.....	..OTH.....	American Zurich Insurance Company	Ownership.....	100.000	Zurich Insurance Group Ltd.Y.....	..12....
..0212	Zurich Ins Group90557	36-3050975		000351754		Zurich American Life Insurance CompanyIL.....	..OTH.....	Zurich American Corporation	Ownership.....	100.000	Zurich Insurance Group Ltd.N.....	..12....
							Zurich American Life Insurance Company of New								
..0212	Zurich Ins Group14178	27-4746162				YorkNY.....	..OTH.....	Zurich American Life Insurance Company.	Ownership.....	100.000	Zurich Insurance Group Ltd.N.....	..12....
		.00000					Zurich Argentina Cia. de Seguros S.A.ARG.....	..OTH.....	Inversiones Suizo-Argentina S.A.	Ownership.....	55.461	Zurich Insurance Group Ltd.N.....	..12....
		.00000	AA-2130022				Zurich Argentina Cia. de Seguros S.A.ARG.....	..OTH.....	Zurich Versicherungs-Gesellschaft AG	Ownership.....	44.536	Zurich Insurance Group Ltd.N.....	..12....
							Zurich Argentina Compania de Seguros de								
		.00000	AA-2130022				Retiro S.A.ARG.....	..OTH.....	Zurich Argentina Cia. de Seguros S.A.	Ownership.....	46.642	Zurich Insurance Group Ltd.N.....	..12....

SCHEDULE Y
PART 1A - DETAIL OF INSURANCE HOLDING COMPANY SYSTEM

1	2	3	4	5	6	7	8	9	10	11	12	13	14	15	16
Group Code	Group Name	NAIC Company Code	ID Number	Federal RSSD	CIK	Name of Securities Exchange if Publicly Traded (U.S. or International)	Names of Parent, Subsidiaries Or Affiliates	Domi-ciliary Location	Relation-ship to Reporting Entity	Directly Controlled by (Name of Entity/Person)	Type of Control (Ownership, Board, Management, Attorney-in-Fact, Influence, Other)	If Control is Owner-ship Provide Percen-tage	Ultimate Controlling Entity(ies)/Person(s)	Is an SCA Filing Re-quired? (Y/N)	*
		.00000					Zurich Argentina Compania de Seguros de Retiro S.A.	.ARG	.OTH	Zurich Versicherungs-Gesellschaft AG	Ownership	53.358	Zurich Insurance Group Ltd.	.N	.12
		.00000					Zurich Asset Management Gerente de Fondos Comunes de Inversi	.ARG	.OTH	Inversiones Suizo-Argentina S.A.	Ownership	90.000	Zurich Insurance Group Ltd.	.N	.12
		.00000					Zurich Asset Management Gerente de Fondos Comunes de Inversi	.ARG	.OTH	Isis S.A.	Ownership	10.000	Zurich Insurance Group Ltd.	.N	.12
		.00000					Zurich Assurance (2004) plc	.GBR	.OTH	Zurich Assurance Ltd	Ownership	100.000	Zurich Insurance Group Ltd.	.N	.12
		.00000					Zurich Assurance Ltd	.GBR	.OTH	Eagle Star Holdings Limited	Ownership	100.000	Zurich Insurance Group Ltd.	.N	.12
		.00000					Zurich Australia Limited	.AUS	.OTH	Zurich Financial Services Australia Limited	Ownership	100.000	Zurich Insurance Group Ltd.	.N	.12
		.00000	AA-1930995				Zurich Australian Insurance Limited	.AUS	.OTH	Zurich Financial Services Australia Limited	Ownership	100.000	Zurich Insurance Group Ltd.	.N	.12
		.00000					Zurich Australian Insurance Properties Pty Limited	.AUS	.OTH	Zurich Australia Limited	Ownership	40.000	Zurich Insurance Group Ltd.	.N	.12
		.00000					Zurich Australian Insurance Properties Pty Limited	.AUS	.OTH	Zurich Australian Insurance Limited	Ownership	60.000	Zurich Insurance Group Ltd.	.N	.12
		.00000					Zurich Australian Property Holdings Pty Ltd.	.AUS	.OTH	Zürich Versicherungs-Gesellschaft AG	Ownership	100.000	Zurich Insurance Group Ltd.	.N	.12
		.00000					Zurich Australian Superannuation Pty Limited	.AUS	.OTH	Zurich Financial Services Australia Limited	Ownership	100.000	Zurich Insurance Group Ltd.	.N	.12
		.00000	13-4186554				Zurich Bank International Limited	.GBR	.OTH	Dunbar Assets Ireland	Ownership	100.000	Zurich Insurance Group Ltd.	.N	.12
		.00000					Zurich Benefit Finance LLC	.DE	.OTH	Zurich Holding Company of America, Inc.	Ownership	100.000	Zurich Insurance Group Ltd.	.N	.12
		.00000					Zurich Beteiligungs-Aktiengesellschaft (Deutschland)	.DEU	.OTH	Zurich IT Service AG Niederlassung fur Deutschland	Ownership	82.617	Zurich Insurance Group Ltd.	.N	.12
		.00000					Zurich Beteiligungs-Aktiengesellschaft (Deutschland)	.DEU	.OTH	Zurich Leben Service AG Niederlassung fur Deutschland	Ownership	17.383	Zurich Insurance Group Ltd.	.N	.12
		.00000					Zurich Brasil Capitalizacao S.A	.BRA	.OTH	Zurich Versicherungs-Gesellschaft AG	Ownership	100.000	Zurich Insurance Group Ltd.	.N	.12
		.00000					Zurich Building Control Services Limited	.GBR	.OTH	Zurich Holdings (UK) Limited	Ownership	100.000	Zurich Insurance Group Ltd.	.N	.12
		.00000					Zurich Canadian Holdings Limited	.CAN	.OTH	Zurich Insurance Company Ltd, Canadian Branch	Ownership	68.819	Zurich Insurance Group Ltd.	.N	.12
		.00000			0001028769		Zurich Canadian Holdings Limited	.CAN	.OTH	Zurich Versicherungs-Gesellschaft AG	Ownership	31.181	Zurich Insurance Group Ltd.	.N	.12
		.00000					Zurich Capital Markets Inc.	.DE	.OTH	ZCM (U.S.) Limited	Ownership	100.000	Zurich Insurance Group Ltd.	.N	.12
		.00000					Zurich Capital Markets Securities Inc.	.DE	.OTH	Zurich Capital Markets Inc.	Ownership	100.000	Zurich Insurance Group Ltd.	.N	.12
		.00000					Zurich Colombia Seguros S.A.	.COL	.OTH	Zurich Versicherungs-Gesellschaft AG	Ownership	94.900	Zurich Insurance Group Ltd.	.N	.12
		.00000					Zurich Colombia Seguros S.A.	.COL	.OTH	Zurich Lebensversicherungs-Gesellschaft AG	Ownership	5.100	Zurich Insurance Group Ltd.	.N	.12
		.00000					Zurich Community Trust (UK) Limited	.GBR	.OTH	Zurich Financial Services (UKISA) Limited	Ownership	50.000	Zurich Insurance Group Ltd.	.N	.12
		.00000					Zurich Community Trust (UK) Limited	.GBR	.OTH	Zurich Financial Services (UKISA) Nominees Limited	Ownership	50.000	Zurich Insurance Group Ltd.	.N	.12
		.00000					Zurich Compania de Reaseguros Argentina S.A.	.ARG	.OTH	Zurich Versicherungs-Gesellschaft AG	Ownership	5.000	Zurich Insurance Group Ltd.	.N	.12
		.00000					Zurich Compania de Reaseguros Argentina S.A.	.ARG	.OTH	Inversiones Suizo-Argentina S.A.	Ownership	95.000	Zurich Insurance Group Ltd.	.N	.12
		.00000					Zurich Compania de Seguros, S.A.	.MEX	.OTH	Zurich Versicherungs-Gesellschaft AG	Ownership	99.883	Zurich Insurance Group Ltd.	.N	.12
		.00000					Zurich Computer Services Limited	.GBR	.OTH	Allied Dunbar Assurance plc	Ownership	100.000	Zurich Insurance Group Ltd.	.N	.12
		.00000					Zurich Consultoria de Riesgos, C.A.	.VEN	.OTH	Zurich Seguros, S.A.	Ownership	99.990	Zurich Insurance Group Ltd.	.N	.12
		.00000					Zurich Corredora de Bolsa S.A.	.CHL	.OTH	Inversiones Suizo Chilena S.A.	Ownership	99.000	Zurich Insurance Group Ltd.	.N	.12
		.00000					Zurich Corredora de Bolsa S.A.	.CHL	.OTH	Zurich Investments Chile S.A.	Ownership	1.000	Zurich Insurance Group Ltd.	.N	.12
		.00000	36-4412924				Zurich CZI Management Holding Ltd.	.DE	.OTH	Zurich Global Investment Management Inc.	Ownership	100.000	Zurich Insurance Group Ltd.	.N	.12
		.00000					Zurich Deutscher Herold Lebensversicherung Aktiengesellschaf	.DEU	.OTH	Deutscher Herold Aktiengesellschaft	Ownership	67.540	Zurich Insurance Group Ltd.	.N	.12
		.00000					Zurich Deutscher Herold Lebensversicherung Aktiengesellschaf	.DEU	.OTH	Zurich Beteiligungs-Aktiengesellschaft (Deutschland)	Ownership	32.460	Zurich Insurance Group Ltd.	.N	.12
		.00000	95-4773780				Zurich E&S Insurance Brokerage, Inc.	.CA	.OTH	Zurich American Insurance Company	Ownership	100.000	Zurich Insurance Group Ltd.	.Y	.12
		.00000					Zurich Employment Services Limited	.GBR	.OTH	Zurich Financial Services (UKISA) Limited	Ownership	100.000	Zurich Insurance Group Ltd.	.N	.12

SCHEDULE Y
PART 1A - DETAIL OF INSURANCE HOLDING COMPANY SYSTEM

1	2	3	4	5	6	7	8	9	10	11	12	13	14	15	16
Group Code	Group Name	NAIC Company Code	ID Number	Federal RSSD	CIK	Name of Securities Exchange if Publicly Traded (U.S. or International)	Names of Parent, Subsidiaries Or Affiliates	Domi-ciliary Location	Relation-ship to Reporting Entity	Directly Controlled by (Name of Entity/Person)	Type of Control (Ownership, Board, Management, Attorney-in-Fact, Influence, Other)	If Control is Ownership Provide Percen-tage	Ultimate Controlling Entity(ies)/Person(s)	Is an SCA Filing Re-quired? (Y/N)	*
		.00000					Zurich Eurolife S.A.LUX	.OTH	Zurich Lebensversicherungs-Gesellschaft AG	Ownership.....	.90.000	Zurich Insurance Group Ltd.N	.12
		.00000					Zurich Eurolife S.A.LUX	.OTH	Zurich Versicherungs-Gesellschaft AG	Ownership.....	.10.000	Zurich Insurance Group Ltd.N	.12
		.00000	AA-0053640				Zurich F&I Reinsurance T&C LimitedTCA	.OTH	Zurich Agency Services Inc.	Ownership.....	.0.001	Zurich Insurance Group Ltd.N	.12
										Universal Underwriters Service Corporation	Ownership.....	.100.000	Zurich Insurance Group Ltd.N	.12
		.00000	AA-0053640				Zurich F&I Reinsurance T&C LimitedTCA	.OTH		Ownership.....	.100.000	Zurich Insurance Group Ltd.N	.12
		.00000					Zurich Fianzas Mexico, S.A.DE C.V.MEX	.OTH	Zurich Versicherungs-Gesellschaft AG	Ownership.....	.100.000	Zurich Insurance Group Ltd.N	.12
		.00000					Zurich Finance (Australia) LimitedAUS	.OTH	Zürich Versicherungs-Gesellschaft AG	Ownership.....	.100.000	Zurich Insurance Group Ltd.N	.12
		.00000					Zurich Finance (Bermuda) Ltd.BMU	.OTH	Zurich Versicherungs-Gesellschaft AG	Ownership.....	.100.000	Zurich Insurance Group Ltd.N	.12
										Zurich Lebensversicherungs-Gesellschaft AG	Ownership.....	.0.081	Zurich Insurance Group Ltd.N	.12
		.00000					Zurich Finance (Luxembourg) S.A.LUX	.OTH	Zurich Versicherungs-Gesellschaft AG	Ownership.....	.99.919	Zurich Insurance Group Ltd.N	.12
		.00000					Zurich Finance (Luxembourg) S.A.LUX	.OTH	Zurich Financial Services (UKISA) Limited	Ownership.....	.99.998	Zurich Insurance Group Ltd.N	.12
		.00000					Zurich Finance (UK) plcGBR	.OTH	Zurich Financial Services (UKISA) Nominees Limited	Ownership.....	.0.002	Zurich Insurance Group Ltd.N	.12
		.00000					Zurich Finance (UK) plcGBR	.OTH	Zurich Versicherungs-Gesellschaft AG	Ownership.....	.100.000	Zurich Insurance Group Ltd.N	.12
		.00000					Zurich Financial Management LimitedGBR	.OTH	Allied Dunbar Assurance plc	Ownership.....	.100.000	Zurich Insurance Group Ltd.N	.12
		.00000					Zurich Financial Services (Channel Islands) LimitedJEY	.OTH	Zurich Financial Services (UKISA) Limited	Ownership.....	.99.909	Zurich Insurance Group Ltd.N	.12
		.00000					Zurich Financial Services (Channel Islands) LimitedJEY	.OTH	Zurich Financial Services (UKISA) Nominees Limited	Ownership.....	.0.091	Zurich Insurance Group Ltd.N	.12
		.00000					Zurich Financial Services (Isle of Man) Group Services LimitGBR	.OTH	Zurich Versicherungs-Gesellschaft AG	Ownership.....	.100.000	Zurich Insurance Group Ltd.N	.12
		.00000					Zurich Financial Services (Isle of Man) Holdings LimitedGBR	.OTH	Zurich Versicherungs-Gesellschaft AG	Ownership.....	.100.000	Zurich Insurance Group Ltd.N	.12
		.00000					Zurich Financial Services (Isle of Man) Insurance Manager LtGBR	.OTH	Zurich Versicherungs-Gesellschaft AG	Ownership.....	.100.000	Zurich Insurance Group Ltd.N	.12
		.00000					Zurich Financial Services (UKISA) Group Services LimitedGBR	.OTH	Zurich Financial Services (UKISA) Limited	Ownership.....	.100.000	Zurich Insurance Group Ltd.N	.12
		.00000					Zurich Financial Services (UKISA) LimitedGBR	.OTH	Allied Zurich Holdings Limited	Ownership.....	.90.316	Zurich Insurance Group Ltd.N	.12
		.00000					Zurich Financial Services (UKISA) LimitedGBR	.OTH	Zurich Insurance plc	Ownership.....	.9.684	Zurich Insurance Group Ltd.N	.12
		.00000					Zurich Financial Services (UKISA) Nominees LimitedGBR	.OTH	Zurich Financial Services (UKISA) Limited	Ownership.....	.100.000	Zurich Insurance Group Ltd.N	.12
		.00000	AA-1930995				Zurich Financial Services Australia LimitedAUS	.OTH	Zurich Versicherungs-Gesellschaft AG	Ownership.....	.100.000	Zurich Insurance Group Ltd.N	.12
		.00000					Zurich Financial Services EUB Holdings LimitedIRL	.OTH	Zurich Ins Group	Ownership.....	.0.083	Zurich Insurance Group Ltd.N	.12
		.00000					Zurich Financial Services EUB Holdings LimitedIRL	.OTH	Zurich Insurance Group Ltd.	Ownership.....	.99.917	Zurich Insurance Group Ltd.N	.12
		.00000					Zurich Financial Services UK Pension Trustee LimitedGBR	.OTH	Zurich Financial Services (UKISA) Limited	Ownership.....	.99.000	Zurich Insurance Group Ltd.N	.12
		.00000					Zurich Finanz-Gesellschaft AGCHE	.OTH	Zurich Versicherungs-Gesellschaft AG	Ownership.....	.100.000	Zurich Insurance Group Ltd.N	.12
		.00000					Zurich General Insurance Company (China) LimitedCHN	.OTH	Zurich Versicherungs-Gesellschaft AG	Ownership.....	.100.000	Zurich Insurance Group Ltd.N	.12
		.00000					Zurich General Insurance Malaysia BerhadMYS	.OTH	Zürich Versicherungs-Gesellschaft AG	Ownership.....	.100.000	Zurich Insurance Group Ltd.N	.12
		.00000					Zurich General Partner (Scotland) LtdGBR	.OTH	Allied Zurich Holdings Limited	Ownership.....	.100.000	Zurich Insurance Group Ltd.N	.12
		.00000					Zurich GL Servicios Mexico, S.A. de C.V.MEX	.OTH	Zurich Vida, Compañía de Seguros, S.A.	Ownership.....	.95.000	Zurich Insurance Group Ltd.N	.12
		.00000					Zurich GL Servicios Mexico, S.A. de C.V.MEX	.OTH	Zurich Compañía de Seguros, S.A.	Ownership.....	.5.000	Zurich Insurance Group Ltd.N	.12
		.00000					Zurich Global Corporate UK LimitedGBR	.OTH	Zurich Holdings (UK) Limited	Ownership.....	.100.000	Zurich Insurance Group Ltd.N	.12
		.00000	04-3729755				Zurich Global Investment Management Inc.DE	.OTH	Zurich Holding Company of America, Inc.	Ownership.....	.100.000	Zurich Insurance Group Ltd.N	.12
		.00000	AA-3190947				Zurich Global, Ltd.BMU	.OTH	Zurich Holding Company of America, Inc.	Ownership.....	.100.000	Zurich Insurance Group Ltd.N	.12
		.00000					Zurich Group Pension Services (UK) LtdGBR	.OTH	Zurich Assurance Ltd	Ownership.....	.100.000	Zurich Insurance Group Ltd.N	.12
		.00000					Zurich GSG LimitedGBR	.OTH	Zurich GSH Limited	Ownership.....	.100.000	Zurich Insurance Group Ltd.N	.12
		.00000					Zurich GSH LimitedGBR	.OTH	Zurich Holdings (UK) Limited	Ownership.....	.100.000	Zurich Insurance Group Ltd.N	.12
		.00000	36-3096373				Zurich Holding Company of America, Inc.DE	.OTH	Zurich Finance Company AG	Ownership.....	.0.820	Zurich Insurance Group Ltd.N	.12

SCHEDULE Y
PART 1A - DETAIL OF INSURANCE HOLDING COMPANY SYSTEM

1	2	3	4	5	6	7	8	9	10	11	12	13	14	15	16
Group Code	Group Name	NAIC Company Code	ID Number	Federal RSSD	CIK	Name of Securities Exchange if Publicly Traded (U.S. or International)	Names of Parent, Subsidiaries Or Affiliates	Domi-ciliary Location	Relation-ship to Reporting Entity	Directly Controlled by (Name of Entity/Person)	Type of Control (Ownership, Board, Management, Attorney-in-Fact, Influence, Other)	If Control is Ownership Provide Percen-tage	Ultimate Controlling Entity(ies)/Person(s)	Is an SCA Filing Re-quired? (Y/N)	*
		.00000	36-3096373				Zurich Holding Company of America, Inc.DE	.OTH	Zurich Versicherungs-Gesellschaft AG	Ownership.....	99.180	Zurich Insurance Group Ltd.N	...12
		.00000					Zurich Holding Ireland LimitedIRL	.OTH	Zurich Versicherungs-Gesellschaft AG	Ownership.....	100.000	Zurich Insurance Group Ltd.N	...12
		.00000					Zurich Holdings (UK) LimitedGBR	.OTH	Zurich Versicherungs-Gesellschaft AG	Ownership.....	100.000	Zurich Insurance Group Ltd.N	...12
		.00000					Zurich Immobilien Liegenschaftsverwaltungs- GesmbHAUT	.OTH	Zurich Versicherungs-Gesellschaft AG	Ownership.....	100.000	Zurich Insurance Group Ltd.N	...12
		.00000					Zurich IMPE AGCHE	.OTH	Zurich Versicherungs-Gesellschaft AG	Ownership.....	100.000	Zurich Insurance Group Ltd.N	...12
		.00000					Zurich Independent Wealth Management Limited								
		.00000						.GBR	.OTH	Allied Dunbar Assurance plc	Ownership.....	100.000	Zurich Insurance Group Ltd.N	...12
		.00000					Zurich Insurance Company (U.K.) LimitedGBR	.OTH	Zurich Versicherungs-Gesellschaft AG	Ownership.....	100.000	Zurich Insurance Group Ltd.N	...12
		.00000					Zurich Insurance Company Escritorio de Representacao no BrasBRA	.OTH	Zurich Versicherungs-Gesellschaft AG	Ownership.....	100.000	Zurich Insurance Group Ltd.N	...12
		.00000					Zurich Insurance Company Ltd., Beijing Representative OfficeCHN	.OTH	Zurich Versicherungs-Gesellschaft AG	Ownership.....	100.000	Zurich Insurance Group Ltd.N	...12
		.00000					Zurich Insurance Company Ltd., Representative Office Buenos AiresARG	.OTH	Zurich Versicherungs-Gesellschaft AG	Ownership.....	100.000	Zurich Insurance Group Ltd.N	...12
		.00000			0001127799		Zurich Insurance Group Ltd.CHE	.OTH	Board of Directors	Board		ShareholdersN	...12
		.00000					Zurich Insurance Holdings (Hong Kong) LimitedHKG	.OTH	Zurich Versicherungs-Gesellschaft AG	Ownership.....	100.000	Zurich Insurance Group Ltd.N	...12
		.00000					Zurich Insurance Malaysia BerhadMYS	.OTH	Zurich Versicherungs-Gesellschaft AG	Ownership.....	100.000	Zurich Insurance Group Ltd.N	...12
		.00000	AA-1780059				Zurich Insurance plcIRL	.OTH	(Deutschland)	Ownership.....	25.074	Zurich Insurance Group Ltd.N	...8
		.00000	AA-1780059				Zurich Insurance plcIRL	.OTH	Zurich Holding Ireland Limited	Ownership.....	70.405	Zurich Insurance Group Ltd.N	...8
		.00000	AA-1780059				Zurich Insurance plcIRL	.OTH	Zurich Insurance Company Ltd - Rappresentanza Generale per I	Ownership.....	4.521	Zurich Insurance Group Ltd.N	...8
		.00000					Zurich Insurance plc, Representative Office Buenos AiresARG	.OTH	Zurich Insurance plc	Ownership.....	100.000	Zurich Insurance Group Ltd.N	...12
		.00000					Zurich Intermediary Group LimitedGBR	.OTH	Zurich Financial Services (UKISA) Limited	Ownership.....	100.000	Zurich Insurance Group Ltd.N	...12
		.00000						.GBR	.OTH	Zurich Financial Services (UKISA) Nominees Limited	Ownership.....	0.000	Zurich Insurance Group Ltd.N	...12
		.00000					Zurich Intermediary Group Limited								
		.00000					Zurich Internacional de Venezuela, C.A. de Corretaje de ReasVEN	.OTH	Zurich Versicherungs-Gesellschaft AG	Ownership.....	100.000	Zurich Insurance Group Ltd.N	...12
		.00000	AA-1120018				Zurich International (UK) LimitedGBR	.OTH	Zurich Holdings (UK) Limited	Ownership.....	100.000	Zurich Insurance Group Ltd.N	...12
		.00000					Zurich International Life LimitedGBR	.OTH	Zurich Versicherungs-Gesellschaft AG	Ownership.....	100.000	Zurich Insurance Group Ltd.N	...12
		.00000					Zurich International Services (Luxembourg) S.A.LUX	.OTH	Zurich Eurolife S.A.	Ownership.....	0.040	Zurich Insurance Group Ltd.N	...12
		.00000					Zurich International Services (Luxembourg) S.A.LUX	.OTH	Zurich Versicherungs-Gesellschaft AG	Ownership.....	99.960	Zurich Insurance Group Ltd.N	...12
		.00000					Zurich International Solutions LimitedGBR	.OTH	Zurich Assurance Ltd	Ownership.....	100.000	Zurich Insurance Group Ltd.N	...12
		.00000					Zurich Invest AGCHE	.OTH	Zurich Versicherungs-Gesellschaft AG	Ownership.....	100.000	Zurich Insurance Group Ltd.N	...12
		.00000					Zurich Invest ICAVIRL	.OTH	Zurich Versicherungs-Gesellschaft AG	Ownership.....	50.000	Zurich Insurance Group Ltd.N	...12
		.00000					Zurich Invest ICAVIRL	.OTH	Zurich Invest AG	Ownership.....	50.000	Zurich Insurance Group Ltd.N	...12
		.00000					Zurich Investment Management AGCHE	.OTH	Farmers Group, Inc.	Ownership.....	80.000	Zurich Insurance Group Ltd.N	...11
		.00000					Zurich Investment Management AGCHE	.OTH	Zurich Versicherungs-Gesellschaft AG	Ownership.....	20.000	Zurich Insurance Group Ltd.N	...12
		.00000					Zurich Investment Management LimitedAUS	.OTH	Zurich Australia Limited	Ownership.....	100.000	Zurich Insurance Group Ltd.N	...12
		.00000					Zurich Investment Services (UK) LimitedGBR	.OTH	Allied Zurich Holdings Limited	Ownership.....	100.000	Zurich Insurance Group Ltd.N	...12
		.00000					Zurich Investment Services LimitedBMU	.OTH	Zurich Finance Company Ltd	Ownership.....	100.000	Zurich Insurance Group Ltd.N	...12
		.00000								Zurich Insurance Company Ltd - Rappresentanza Generale per I	Ownership.....	100.000	Zurich Insurance Group Ltd.N	...12
		.00000					Zurich Investments Life S.p.A.ITA	.OTH						
		.00000					Zurich JVCompany Servicios Mexico, S.A. DE C.V.MEX	.OTH	Zurich Vida, Compania de Seguros, S.A.	Ownership.....	0.002	Zurich Insurance Group Ltd.N	...12
		.00000					Zurich JVCompany Servicios Mexico, S.A. DE C.V.MEX	.OTH	Zurich Santander Seguros Mexico, S.A.	Ownership.....	99.998	Zurich Insurance Group Ltd.N	...12
		.00000						.DEU	.OTH	Zurich Beteiligungs-Aktiengesellschaft (Deutschland)	Ownership.....	100.000	Zurich Insurance Group Ltd.N	...12

SCHEDULE Y
PART 1A - DETAIL OF INSURANCE HOLDING COMPANY SYSTEM

1	2	3	4	5	6	7	8	9	10	11	12	13	14	15	16
Group Code	Group Name	NAIC Company Code	ID Number	Federal RSSD	CIK	Name of Securities Exchange if Publicly Traded (U.S. or International)	Names of Parent, Subsidiaries Or Affiliates	Domi-ciliary Location	Relation-ship to Reporting Entity	Directly Controlled by (Name of Entity/Person)	Type of Control (Ownership, Board, Management, Attorney-in-Fact, Influence, Other)	If Control is Ownership Provide Per-centage	Ultimate Controlling Entity(ies)/Person(s)	Is an SCA Filing Re-quired? (Y/N)	*
		.00000	26-0530367				Zurich Latin America Corporation	.FL	.OTH	The Zurich Services Corporation	Ownership	100.000	Zurich Insurance Group Ltd.	.N	.12
		.00000					Zurich Latin America Holding S.L. - Sociedad Unipersonal	.ESP	.OTH	Zurich Lebensversicherungs-Gesellschaft AG	Ownership	100.000	Zurich Insurance Group Ltd.	.N	.12
		.00000					Zurich Latin American Services S.A.	.ARG	.OTH	Inversiones Suizo-Argentina S.A.	Ownership	6.320	Zurich Insurance Group Ltd.	.N	.12
		.00000					Zurich Latin American Services S.A.	.ARG	.OTH	Zurich Versicherungs-Gesellschaft AG	Ownership	93.680	Zurich Insurance Group Ltd.	.N	.12
		.00000					Zurich Lebensversicherungs-Gesellschaft AG	.CHE	.OTH	Zurich Versicherungs-Gesellschaft AG	Ownership	100.000	Zurich Insurance Group Ltd.	.N	.12
		.00000					Zurich Leisure Services Limited	.GBR	.OTH	Allied Dunbar Assurance plc	Ownership	100.000	Zurich Insurance Group Ltd.	.N	.12
		.00000					Zurich Life Assurance plc	.IRL	.OTH	Zurich Holding Ireland Limited	Ownership	100.000	Zurich Insurance Group Ltd.	.N	.12
		.00000					Zurich Life Insurance (Singapore) Pte Ltd	.SGP	.OTH	Zurich Versicherungs-Gesellschaft AG	Ownership	100.000	Zurich Insurance Group Ltd.	.N	.12
		.00000					Zurich Life Insurance Company Ltd., Representative office Buenos Aires	.ARG	.OTH	Zurich Lebensversicherungs-Gesellschaft AG	Ownership	100.000	Zurich Insurance Group Ltd.	.N	.12
		.00000					Zurich Management (Bermuda) Ltd	.BMU	.OTH	Zurich Versicherungs-Gesellschaft AG	Ownership	100.000	Zurich Insurance Group Ltd.	.N	.12
		.00000					Zurich Management Services Limited	.GBR	.OTH	Zurich Holdings (UK) Limited	Ownership	100.000	Zurich Insurance Group Ltd.	.N	.12
		.00000					Zurich Minas Brasil Seguros S.A.	.BRA	.OTH	Zurich Versicherungs-Gesellschaft AG	Ownership	100.000	Zurich Insurance Group Ltd.	.N	.12
		.00000					Zurich Pension Trustees Ireland Limited	.IRL	.OTH	Zurich Insurance plc	Ownership	50.000	Zurich Insurance Group Ltd.	.N	.12
		.00000					Zurich Pension Trustees Ireland Limited	.IRL	.OTH	Zurich Trustee Services Limited	Ownership	50.000	Zurich Insurance Group Ltd.	.N	.12
		.00000					Zurich Pension Trustees Limited	.GBR	.OTH	Zurich Assurance Ltd	Ownership	100.000	Zurich Insurance Group Ltd.	.N	.12
		.00000					Zurich Pensions Management Limited	.GBR	.OTH	Allied Dunbar Assurance plc	Ownership	100.000	Zurich Insurance Group Ltd.	.N	.12
		.00000					Zurich Pensionskassen-Beratung AG	.CHE	.OTH	Zurich Lebensversicherungs-Gesellschaft AG	Ownership	100.000	Zurich Insurance Group Ltd.	.N	.12
		.00000					Zurich Professional Limited	.GBR	.OTH	Zurich Holdings (UK) Limited	Ownership	100.000	Zurich Insurance Group Ltd.	.N	.12
		.00000					Zurich Project Finance (UK) Limited	.GBR	.OTH	Zurich Versicherungs-Gesellschaft AG	Ownership	100.000	Zurich Insurance Group Ltd.	.N	.12
		.00000					Zurich Properties Pty Limited	.AUS	.OTH	Zurich Australia Limited	Ownership	40.001	Zurich Insurance Group Ltd.	.N	.12
		.00000					Zurich Properties Pty Limited	.AUS	.OTH	Zurich Australian Insurance Limited	Ownership	59.999	Zurich Insurance Group Ltd.	.N	.12
		.00000					Zurich Property Services Malaysia Sdn Bhd	.MYS	.OTH	Zurich Versicherungs-Gesellschaft AG	Ownership	100.000	Zurich Insurance Group Ltd.	.N	.12
		.00000	30-0165071				Zurich Realty, Inc.	.MD	.OTH	The Zurich Services Corporation	Ownership	100.000	Zurich Insurance Group Ltd.	.N	.12
		.00000					Zurich Rechtsschutz-Schadenservice GmbH	.DEU	.OTH	Zurich Beteiligungs-Aktiengesellschaft (Deutschland)	Ownership	100.000	Zurich Insurance Group Ltd.	.N	.12
		.00000					Zurich Reliable Insurance Limited	.RUS	.OTH	Zurich Versicherungs-Gesellschaft AG	Ownership	99.900	Zurich Insurance Group Ltd.	.N	.12
		.00000					Zurich Reliable Insurance Limited	.RUS	.OTH	Zurich Versicherungs-Aktiengesellschaft	Ownership	0.100	Zurich Insurance Group Ltd.	.N	.12
		.00000					Zurich Resseguradora Brasil S.A.	.BRA	.OTH	Zurich Versicherungs-Gesellschaft AG	Ownership	100.000	Zurich Insurance Group Ltd.	.N	.12
		.00000					Zurich Resseguradora Brasil S.A.	.BRA	.OTH	Zurich Lebensversicherungs-Gesellschaft AG	Ownership	0.000	Zurich Insurance Group Ltd.	.N	.12
		.00000					Zurich Risk Consulting RU	.RUS	.OTH	Zurich Reliable Insurance	Ownership	100.000	Zurich Insurance Group Ltd.	.N	.12
		.00000					Zurich Risk Management Services (India) Private Limited	.IND	.OTH	Zurich International (Bermuda) Ltd.	Ownership	1.000	Zurich Insurance Group Ltd.	.N	.12
		.00000					Zurich Risk Management Services (India) Private Limited	.IND	.OTH	Zurich Versicherungs-Gesellschaft AG	Ownership	99.000	Zurich Insurance Group Ltd.	.N	.12
		.00000					Zurich Risk Services Asia Pacific Sdn Bhd	.MYS	.OTH	Zurich Management Services Limited	Ownership	100.000	Zurich Insurance Group Ltd.	.N	.12
		.00000					Zurich Roadside Assistance Malaysia Sdn Bhd	.MYS	.OTH	Zurich Versicherungs-Gesellschaft AG	Ownership	100.000	Zurich Insurance Group Ltd.	.N	.12
		.00000					Zurich Ruckversicherungs-Gesellschaft AG	.CHE	.OTH	Zurich Versicherungs-Gesellschaft AG	Ownership	100.000	Zurich Insurance Group Ltd.	.N	.12
		.00000					Zurich Sacramento, Inc.	.CA	.OTH	JFS/ZSF 1998, L.P.	Ownership	100.000	Zurich Insurance Group Ltd.	.N	.12
		.00000					Zurich Santander Brasil Seguros e Previdência S.A.	.BRA	.OTH	Zurich Latin America Holding S.L. - Sociedad Unipersonal	Ownership	0.220	Zurich Insurance Group Ltd.	.N	.12
		.00000					Zurich Santander Brasil Seguros e Previdência S.A.	.BRA	.OTH	Zurich Santander Holding (Spain), S.L.	Ownership	99.568	Zurich Insurance Group Ltd.	.N	.12
		.00000					Zurich Santander Brasil Seguros S.A.	.BRA	.OTH	Zurich Santander Brasil Seguros e Previdência S.A.	Ownership	100.000	Zurich Insurance Group Ltd.	.N	.12
		.00000					Zurich Santander Holding (Spain), S.L.	.ESP	.OTH	Zurich Santander Insurance America, S.L.	Ownership	100.000	Zurich Insurance Group Ltd.	.N	.12
		.00000					Zurich Santander Holding Dos (Spain), S.L.	.ESP	.OTH	Zurich Santander Insurance America, S.L.	Ownership	100.000	Zurich Insurance Group Ltd.	.N	.12
		.00000					Zurich Santander Insurance America, S.L.	.ESP	.OTH	Zurich Latin America Holding S.L. - Sociedad Unipersonal	Ownership	51.000	Zurich Insurance Group Ltd.	.N	.12
		.00000					Zurich Santander Seguros Argentina S.A.	.ARG	.OTH	Zurich Santander Insurance America, S.L.	Ownership	96.000	Zurich Insurance Group Ltd.	.N	.12
		.00000					Zurich Santander Seguros Argentina S.A.	.ARG	.OTH	Inversiones ZS America SpA	Ownership	4.000	Zurich Insurance Group Ltd.	.N	.12

SCHEDULE Y
PART 1A - DETAIL OF INSURANCE HOLDING COMPANY SYSTEM

1	2	3	4	5	6	7	8	9	10	11	12	13	14	15	16
Group Code	Group Name	NAIC Company Code	ID Number	Federal RSSD	CIK	Name of Securities Exchange if Publicly Traded (U.S. or International)	Names of Parent, Subsidiaries Or Affiliates	Domi-ciliary Location	Relation-ship to Reporting Entity	Directly Controlled by (Name of Entity/Person)	Type of Control (Ownership, Board, Management, Attorney-in-Fact, Influence, Other)	If Control is Ownership Provide Per-cent-age	Ultimate Controlling Entity(ies)/Person(s)	Is an SCA Filing Re-quired? (Y/N)	*
		.00000					Zurich Santander Seguros de Vida Chile S.A.	.CHL	.OTH	Inversiones ZS America Dos Limitada	Ownership	99.782	Zurich Insurance Group Ltd.	.N	.12
		.00000					Zurich Santander Seguros de Vida Chile S.A.	.CHL	.OTH	Inversiones ZS America SpA	Ownership	0.218	Zurich Insurance Group Ltd.	.N	.12
		.00000					Zurich Santander Seguros Generales Chile S.A.	.CHL	.OTH	Inversiones ZS America Dos Limitada	Ownership	99.505	Zurich Insurance Group Ltd.	.N	.12
		.00000					Zurich Santander Seguros Generales Chile S.A.	.CHL	.OTH	Inversiones ZS America SpA	Ownership	0.495	Zurich Insurance Group Ltd.	.N	.12
		.00000					Zurich Santander Seguros Mexico, S.A.	.MEX	.OTH	Inversiones ZS America SpA	Ownership	0.001	Zurich Insurance Group Ltd.	.N	.12
		.00000					Zurich Santander Seguros Mexico, S.A.	.MEX	.OTH	Zurich Santander Insurance America, S.L.	Ownership	99.999	Zurich Insurance Group Ltd.	.N	.12
		.00000	AA-2990865				Zurich Seguros, S.A.	.VEN	.OTH	Cursud N.V.	Ownership	69.208	Zurich Insurance Group Ltd.	.N	.12
		.00000					Zurich Service GmbH	.DEU	.OTH	Zurich Beteiligungs-Aktiengesellschaft (Deutschland)	Ownership	100.000	Zurich Insurance Group Ltd.	.N	.12
		.00000					Zurich Service GmbH	.DEU	.OTH	Zurich Versicherungs-Aktiengesellschaft	Ownership	100.000	Zurich Insurance Group Ltd.	.N	.12
		.00000					Zurich Services (Hong Kong) Limited	.HKG	.OTH	Swiss Insurance Management (Hong Kong) Limited	Ownership	0.003	Zurich Insurance Group Ltd.	.N	.12
		.00000					Zurich Services (Hong Kong) Limited	.HKG	.OTH	Zurich Insurance Holdings (Hong Kong) Limited	Ownership	99.997	Zurich Insurance Group Ltd.	.N	.12
		.00000					Zurich Services A.I.E.	.ESP	.OTH	AIDE Asistencia Seguros y Reaseguros, S.A. – Sociedad Uniper	Ownership	0.000	Zurich Insurance Group Ltd.	.N	.12
		.00000					Zurich Services A.I.E.	.ESP	.OTH	Bansabadell Pensiones, E.G.F.P, S.A.	Ownership	0.000	Zurich Insurance Group Ltd.	.N	.12
		.00000					Zurich Services A.I.E.	.ESP	.OTH	Bansabadell Seguros Generales, S.A. de Seguros y Reaseguros	Ownership	0.000	Zurich Insurance Group Ltd.	.N	.12
		.00000					Zurich Services A.I.E.	.ESP	.OTH	Bansabadell Vida S.A. de Seguros y Reaseguros	Ownership	0.000	Zurich Insurance Group Ltd.	.N	.12
		.00000					Zurich Services A.I.E.	.ESP	.OTH	Zurich Insurance plc, Sucursal en Espana	Ownership	97.184	Zurich Insurance Group Ltd.	.N	.12
		.00000					Zurich Services A.I.E.	.ESP	.OTH	Zurich Vida, Compania de Seguros y Reaseguros, S.A. – Societ	Ownership	2.816	Zurich Insurance Group Ltd.	.N	.12
		.00000					Zurich Services Company (Pty) Ltd	.AUS	.OTH	Zürich Versicherungs-Gesellschaft AG	Ownership	100.000	Zurich Insurance Group Ltd.	.N	.12
		.00000	35-2546417				Zurich Services US, LLC	.DE	.OTH	Farmers Group, Inc.	Ownership	50.000	Zurich Insurance Group Ltd.	.N	.12
		.00000	35-2546417				Zurich Services US, LLC	.DE	.OTH	Zurich Holding Company of America, Inc.	Ownership	50.000	Zurich Insurance Group Ltd.	.N	.12
		.00000					Zurich Servicios de Mexico, S.A. de. C.V.	.MEX	.OTH	Zurich Vida, Compania de Seguros, S.A.	Ownership	90.000	Zurich Insurance Group Ltd.	.N	.12
		.00000					Zurich Servicios de Mexico, S.A. de. C.V.	.MEX	.OTH	Zurich, Compania de Seguros, S.A.	Ownership	10.000	Zurich Insurance Group Ltd.	.N	.12
		.00000					Zurich Shared Services Ireland Limited	.IRL	.OTH	Zurich Holding Ireland Limited	Ownership	100.000	Zurich Insurance Group Ltd.	.N	.12
		.00000					Zurich Shared Services S.A.	.CHL	.OTH	Inversiones Suizo Chilena S.A.	Ownership	99.987	Zurich Insurance Group Ltd.	.N	.12
		.00000					Zurich Shared Services S.A.	.CHL	.OTH	Zurich Investments Chile S.A.	Ownership	0.013	Zurich Insurance Group Ltd.	.N	.12
		.00000					Zurich Sigorta A.S.	.TUR	.OTH	Zurich Versicherungs-Gesellschaft AG	Ownership	100.000	Zurich Insurance Group Ltd.	.N	.12
		.00000					Zurich South America Invest AB	.SWE	.OTH	Zurich Versicherungs-Gesellschaft AG	Ownership	100.000	Zurich Insurance Group Ltd.	.N	.12
		.00000	AA-1120001				Zurich Specialties London Limited	.GBR	.OTH	Zurich Holdings (UK) Limited	Ownership	100.000	Zurich Insurance Group Ltd.	.N	.12
		.00000					Zurich Structured Finance, Inc.	.DE	.OTH	Zurich Finance Company Ltd	Ownership	100.000	Zurich Insurance Group Ltd.	.N	.12
		.00000					Zurich Takaful Malaysia Berhad (ZTMB)	.MYS	.OTH	Zurich Versicherungs-Gesellschaft AG	Ownership	100.000	Zurich Insurance Group Ltd.	.N	.12
		.00000					Zurich Technical and Consulting Services (Beijing) Co. Ltd.	.CHN	.OTH	Zurich Insurance Holdings (Hong Kong) Limited	Ownership	100.000	Zurich Insurance Group Ltd.	.N	.12
		.00000					Zurich Technology Malaysia Sdn Bhd	.MYS	.OTH	Zurich Technology Services Malaysia Sdn Bhd	Ownership	100.000	Zurich Insurance Group Ltd.	.N	.12
		.00000					Zurich Technology Services Malaysia Sdn Bhd	.MYS	.OTH	Zurich Versicherungs-Gesellschaft AG	Ownership	100.000	Zurich Insurance Group Ltd.	.N	.12
		.00000					Zurich Training and Development Services Limited	.GBR	.OTH	Allied Dunbar Assurance plc	Ownership	100.000	Zurich Insurance Group Ltd.	.N	.12
		.00000					Zurich Transitional Services Limited	.GBR	.OTH	Zurich Holdings (UK) Limited	Ownership	100.000	Zurich Insurance Group Ltd.	.N	.12
		.00000					Zurich Travel Solutions Pty Limited	.AUS	.OTH	Zürich Versicherungs-Gesellschaft AG	Ownership	100.000	Zurich Insurance Group Ltd.	.N	.12
		.00000					Zurich Treasury Services Limited	.IRL	.OTH	Zurich Financial Services EUB Holdings Limited	Ownership	100.000	Zurich Insurance Group Ltd.	.N	.12
		.00000					Zurich Trustee Company (UK) Limited	.GBR	.OTH	Allied Dunbar Assurance plc	Ownership	100.000	Zurich Insurance Group Ltd.	.N	.12
		.00000					Zurich Trustee Services Limited	.IRL	.OTH	Zurich Life Assurance plc	Ownership	100.000	Zurich Insurance Group Ltd.	.N	.12
		.00000					Zurich UK General Employee Services Limited	.GBR	.OTH	Zurich UK General Services Limited	Ownership	100.000	Zurich Insurance Group Ltd.	.N	.12
		.00000					Zurich UK General Services Limited	.GBR	.OTH	Zurich Holdings (UK) Limited	Ownership	100.000	Zurich Insurance Group Ltd.	.N	.12

SCHEDULE Y
PART 1A - DETAIL OF INSURANCE HOLDING COMPANY SYSTEM

1	2	3	4	5	6	7	8	9	10	11	12	13	14	15	16
Group Code	Group Name	NAIC Company Code	ID Number	Federal RSSD	CIK	Name of Securities Exchange if Publicly Traded (U.S. or International)	Names of Parent, Subsidiaries Or Affiliates	Domi-ciliary Loca-tion	Relation-ship to Reporting Entity	Directly Controlled by (Name of Entity/Person)	Type of Control (Ownership, Board, Management, Attorney-in-Fact, Influence, Other)	If Control is Owner-ship Provide Percen-tage	Ultimate Controlling Entity(ies)/Person(s)	Is an SCA Filing Re-quired? (Y/N)	*
		.00000	AA-1220080				Zurich Versicherungs-Aktiengesellschaft	.AUT	.DTH	Zurich Versicherungs-Gesellschaft AG	Ownership	99.981	Zurich Insurance Group Ltd.	.N	9
		.00000	AA-1460190				Zurich Versicherungs-Gesellschaft AG	.CHE	.DTH	Zurich Insurance Group Ltd.	Ownership	100.000	Zurich Insurance Group Ltd.	.N	10
							Zurich Vida e Previdencia S.A.	.BRA	.DTH	Zurich Minas Brasil Seguros S.A.	Ownership	100.000	Zurich Insurance Group Ltd.	.N	12
		.00000	AA-1840022				Zurich Vida, Compania de Seguros y Reaseguros, S.A. - Socied	.ESP	.DTH	Zurich Lebensversicherungs-Gesellschaft AG	Ownership	100.000	Zurich Insurance Group Ltd.	.N	12
		.00000	AA-2734111				Zurich Vida, Compania de Seguros, S.A.	.MEX	.DTH	Zurich Versicherungs-Gesellschaft AG	Ownership	100.000	Zurich Insurance Group Ltd.	.N	12
		.00000	36-4453190				Zurich Warranty Solutions, Inc.	.IL	.DTH	American Zurich Insurance Company	Ownership	100.000	Zurich Insurance Group Ltd.	.Y	12
		.00000					Zurich Whiteley Investment Trust Limited	.GBR	.DTH	Zurich Insurance plc	Ownership	100.000	Zurich Insurance Group Ltd.	.N	12
		.00000					Zurich Whiteley Trust Limited	.GBR	.DTH	Zurich Whiteley Investment Trust Limited	Ownership	100.000	Zurich Insurance Group Ltd.	.N	12

Asterisk	Explanation
	Note 1: Farmers Insurance Exchange is a California "interinsurance exchange" owned by its policyholders. Its attorney-in-fact is Farmers Group, Inc, dba Farmers Underwriters Association, which is a subsidiary of Zurich Insurance Group Ltd.
	Note 2: Farmers Services, LLC provides services to Farmers Group, Inc, pursuant to a service agreement among its parent, ZFUS Services, LLC, and Farmers Group, Inc, Truck Underwriters Association and Fire Underwriters Association.
	Note 3: Farmers Group Inc, as attorney-in-fact for Farmers Insurance Exchange, provides management services to Farmers Texas County Mutual Insurance Company.
	Note 4: Fire Insurance Exchange is a California "interinsurance exchange" owned by its policyholders. Its attorney-in-fact is Fire Underwriters Association, which is a subsidiary of Zurich Insurance Group Ltd.
	Note 5: Foremost County Mutual Insurance Company is a Texas County mutual insurance company managed by Foremost Insurance Company Grand Rapids, Michigan.
	Note 6: Foremost Lloyds of Texas underwriters are officers and/or directors of Foremost Insurance Company Grand Rapids, Michigan.
	Note 7: Truck Insurance Exchange is a California "interinsurance exchange" owned by its policyholders. Its attorney-in-fact is Truck Underwriters Association, which is a subsidiary of Zurich Insurance Group Ltd.
	Note 8: Zurich Insurance Plc operates branches in the following countries: Italy (AA-1364106), Portugal (AA-1820001), Spain (AA-1840150), and United Kingdom (AA-1780059).
	Note 9: Zurich Versicherungs-Aktiengesellschaft operates a branch in Germany (AA-1340017)
	Note 10: Zurich Versicherungs-Gesellschaft AG also known as Zurich Insurance Company, Ltd operates branches in the following countries: Bermuda (AA-3190825), Canada (AA-1560999), Hong Kong (AA-5324112), Ireland (AA-1780042), Japan (AA-1584115), and Singapore (AA-5760036). It also operates a management entity Alpina International (AA-1460010) in Switzerland.
	Note 11: An affiliate entity is the attorney-in-fact of Farmers Insurance Exchange, Fire Insurance Exchange and Truck Insurance Exchange (collectively "Exchanges"). The reporting entity's relationship to the Exchanges, their subsidiaries, and the affiliates that they manage is classified as OTHER.
	Note 12: This company is a subsidiary of Zurich Insurance Group Ltd., and is an affiliate of Farmers Group, Inc.

SCHEDULE Y

PART 2 - SUMMARY OF INSURER'S TRANSACTIONS WITH ANY AFFILIATES

1	2	3	4	5	6	7	8	9	10	11	12	13
NAIC Company Code	ID Number	Names of Insurers and Parent, Subsidiaries or Affiliates	Shareholder Dividends	Capital Contributions	Purchases, Sales or Exchanges of Loans, Securities, Real Estate, Mortgage Loans or Other Investments	Income/ (Disbursements) Incurred in Connection with Guarantees or Undertakings for the Benefit of any Affiliate(s)	Management Agreements and Service Contracts	Income/ (Disbursements) Incurred Under Reinsurance Agreements	*	Any Other Material Activity Not in the Ordinary Course of the Insurer's Business	Totals	Reinsurance Recoverable/ (Payable) on Losses and/or Reserve Credit Taken/(Liability)
25232	22-3398993	21st Century Advantage Insurance Company										12,577,426
44245	13-3551577	21st Century Assurance Insurance Company										27,836,977
36404	95-4136306	21st Century Casualty Company										10,442,465
34789	23-2044095	21st Century Centennial Insurance Company										248,904,967
43974	13-1967524	21st Century Indemnity Insurance Company										16,514,300
12963	95-2565072	21st Century Insurance Company		36,500,000							36,500,000	429,216,481
	95-1935264	21st Century Insurance Group		(36,500,000)							(36,500,000)	
36587	13-3801089	21st Century National Insurance Company										13,430,905
32220	13-3333609	21st Century North America Insurance Company										45,908,444
23795	02-0226203	21st Century Pacific Insurance Company										5,514,167
10710	13-3922232	21st Century Pinnacle Insurance Company										12,394,440
22225	95-2743473	21st Century Preferred Insurance Company										5,634,916
20796	22-1721971	21st Century Premier Insurance Company										11,684,852
23833	02-0227294	21st Century Security Insurance Company										4,351,603
10805	13-3953213	American Pacific Insurance Company, Inc.										1,065,950
11034	34-1893500	Bristol West Casualty Insurance Company										17,635,356
19658	38-1865162	Bristol West Insurance Company										184,559,619
12774	86-1174452	Bristol West Preferred Insurance Company										30,503,526
10315	95-4528269	Civic Property & Casualty Company							*			(132,847,168)
25089	33-0246701	Coast National Insurance Company										277,758,267
10318	95-4528266	Exact Property & Casualty Company							*			(141,659,333)
21598	95-2626387	Farmers Insurance Company of Arizona										507,703,675
21601	95-2626385	Farmers Insurance Company of Idaho							*			(47,097,748)
21636	95-2655893	Farmers Insurance Company of Oregon					(200,573,132)		*		(200,573,132)	(796,415,753)
21644	95-2655894	Farmers Insurance Company of Washington							*			25,225,809
21628	48-0609012	Farmers Insurance Company, Inc.						(114,672,943)	*		(114,672,943)	629,063,416
21652	95-2575893	Farmers Insurance Exchange					(1,769,341,559)	(207,282,799)	*		(1,976,624,358)	(6,953,622,330)
28487	22-2640040	Farmers Insurance Hawaii, Inc.										34,134,123
36889	31-0956373	Farmers Insurance of Columbus Inc.							*			(53,240,264)
10806	36-4165395	Farmers New Century Insurance Company							*			(89,856,876)
43699	59-2326047	Farmers Specialty Insurance Company										92,870,256
24392	74-1067657	Farmers Texas County Mutual Insurance Company						146,097,146			146,097,146	1,227,954,952
	27-0342907	FCOA, LLC	(31,330,846)								(31,330,846)	
21660	95-6235715	Fire Insurance Exchange			(26,500,000)		(214,899,784)	(1,654,450,009)	*		(1,895,849,793)	(1,199,716,440)
29254	38-1721730	Foremost County Mutual Insurance Company										153,809,078
11185	38-1407533	Foremost Insurance Company Grand Rapids, Michigan	31,330,846								31,330,846	1,915,708,319
41688	75-1779175	Foremost Lloyds of Texas										156,058,812
11800	35-1604635	Foremost Property & Casualty Insurance Company										156,862,800
41513	38-2430150	Foremost Signature Insurance Company										183,449,616

SCHEDULE Y

PART 2 - SUMMARY OF INSURER'S TRANSACTIONS WITH ANY AFFILIATES

1	2	3	4	5	6	7	8	9	10	11	12	13
NAIC Company Code	ID Number	Names of Insurers and Parent, Subsidiaries or Affiliates	Shareholder Dividends	Capital Contributions	Purchases, Sales or Exchanges of Loans, Securities, Real Estate, Mortgage Loans or Other Investments	Income/ (Disbursements) Incurred in Connection with Guarantees or Undertakings for the Benefit of any Affiliate(s)	Management Agreements and Service Contracts	Income/ (Disbursements) Incurred Under Reinsurance Agreements	*	Any Other Material Activity Not in the Ordinary Course of the Insurer's Business	Totals	Reinsurance Recoverable/ (Payable) on Losses and/or Reserve Credit Taken/(Liability)
21679	36-2661515	Illinois Farmers Insurance Company							*			412,011,557
21687	95-6016640	Mid Century Insurance Company					(458,452,874)	586,484,094	*		128,031,220	1,309,169,084
28673	74-2448744	Mid Century Insurance Company of Texas										643,526
10317	95-4528264	Neighborhood Spirit Property & Casualty Company							*			(123,334,814)
33120	65-0109120	Security National Insurance Company										196,190,494
21695	94-1663548	Texas Farmers Insurance Company						1,361,398,237	*		1,361,398,237	1,208,040,891
21709	95-2575892	Truck Insurance Exchange			26,500,000		(222,063,111)	(117,573,726)	*		(313,136,836)	881,146,309
		The following Zurich Insurance Group entities within NAIC Group Code 0212 have transactions with Farmers Insurance Group entities within NAIC Group Code 0069										
40142	36-3141762	American Zurich Insurance Company										2,887,827
	95-0725935	Farmers Group, Inc.	179,000,000				2,396,611,822				2,575,611,822	
63177	91-0335750	Farmers New World Life Insurance Company	(179,000,000)								(179,000,000)	952,706,547
10873	95-4650862	Farmers Reinsurance Company										(122,932,741)
	95-2670247	Fire Underwriters Association					260,159,319				260,159,319	
	95-2670330	Truck Underwriters Association					208,559,318				208,559,318	
16535	36-4233459	Zurich American Insurance Company										187,503,273
	AA-1460190	Zurich Insurance Company, Ltd.										(1,928,351,557)
9999999	Control Totals								XXX			

ANNUAL STATEMENT FOR THE YEAR 2017 OF THE Bristol West Insurance Company

SUPPLEMENTAL EXHIBITS AND SCHEDULES INTERROGATORIES










The following supplemental reports are required to be filed as part of your statement filing unless specifically waived by the domiciliary state. However, in the event that your domiciliary state waives the filing requirement, your response of **WAIVED** to the specific interrogatory will be accepted in lieu of filing a "NONE" report and a bar code will be printed below. If the supplement is required of your company but is not being filed for whatever reason enter **SEE EXPLANATION** and provide an explanation following the interrogatory questions.

		Responses
MARCH FILING		
1.	Will an actuarial opinion be filed by March 1?	YES
2.	Will the Supplemental Compensation Exhibit be filed with the state of domicile by March 1?	YES
3.	Will the confidential Risk-based Capital Report be filed with the NAIC by March 1?.....	YES
4.	Will the confidential Risk-based Capital Report be filed with the state of domicile, if required by March 1?	YES
APRIL FILING		
5.	Will the Insurance Expense Exhibit be filed with the state of domicile and the NAIC by April 1?	YES
6.	Will Management's Discussion and Analysis be filed by April 1?	YES
7.	Will the Supplemental Investment Risk Interrogatories be filed by April 1?	YES
MAY FILING		
8.	Will this company be included in a combined annual statement which is filed with the NAIC by May 1?	YES
JUNE FILING		
9.	Will an audited financial report be filed by June 1?	YES
10.	Will Accountant's Letter of Qualifications be filed with the state of domicile and electronically with the NAIC by June 1?	YES
AUGUST FILING		
11.	Will the regulator-only (non-public) Communication of Internal Control Related Matters Noted in Audit be filed with the state of domicile and electronically with the NAIC (as a regulator-only non-public document) by August 1?	YES

The following supplemental reports are required to be filed as part of your annual statement filing. However, in the event that your company does not transact the type of business for which the special report must be filed, your response of **NO** to the specific interrogatory will be accepted in lieu of filing a "NONE" report and a bar code will be printed below. If the supplemental is required of your company but is not being filed for whatever reason enter **SEE EXPLANATION** and provide an explanation following the interrogatory questions.

MARCH FILING		
12.	Will Schedule SIS (Stockholder Information Supplement) be filed with the state of domicile by March 1?	NO
13.	Will the Financial Guaranty Insurance Exhibit be filed by March 1?.....	NO
14.	Will the Medicare Supplement Insurance Experience Exhibit be filed with the state of domicile and the NAIC by March 1?.....	NO
15.	Will Supplement A to Schedule T (Medical Professional Liability Supplement) be filed by March 1?	NO
16.	Will the Trusteed Surplus Statement be filed with the state of domicile and the NAIC by March 1?	NO
17.	Will the Premiums Attributed to Protected Cells Exhibit be filed by March 1?	NO
18.	Will the Reinsurance Summary Supplemental Filing for General Interrogatory 9 be filed with the state of domicile and the NAIC by March 1?	NO
19.	Will the Medicare Part D Coverage Supplement be filed with the state of domicile and the NAIC by March 1?.....	NO
20.	Will the confidential Actuarial Opinion Summary be filed with the state of domicile, if required, by March 15 (or the date otherwise specified)?.....	YES
21.	Will the Reinsurance Attestation Supplement be filed with the state of domicile and the NAIC by March 1?	YES
22.	Will the Exceptions to the Reinsurance Attestation Supplement be filed with the state of domicile by March 1?	NO
23.	Will the Bail Bond Supplement be filed with the state of domicile and the NAIC by March 1?	NO
24.	Will the Director and Officer Insurance Coverage Supplement be filed with the state of domicile and the NAIC by March 1?.....	NO
25.	Will an approval from the reporting entity's state of domicile for relief related to the five-year rotation requirement for lead audit partner be filed electronically with the NAIC by March 1?	NO
26.	Will an approval from the reporting entity's state of domicile for relief related to the one-year cooling off period for independent CPA be filed electronically with the NAIC by March 1?	NO
27.	Will an approval from the reporting entity's state of domicile for relief related to the Requirements for Audit Committees be filed electronically with the NAIC by March 1?.....	NO
28.	Will the Supplemental Schedule for Reinsurance Counterparty Reporting Exception - Asbestos and Pollution Contracts be filed with the state of domicile and the NAIC by March 1?.....	NO
APRIL FILING		
29.	Will the Credit Insurance Experience Exhibit be filed with the state of domicile and the NAIC by April 1?	NO
30.	Will the Long-term Care Experience Reporting Forms be filed with the state of domicile and the NAIC by April 1?	NO
31.	Will the Accident and Health Policy Experience Exhibit be filed by April 1?	NO
32.	Will the Supplemental Health Care Exhibit (Parts 1, 2 and 3) be filed with the state of domicile and the NAIC by April 1?	NO
33.	Will the regulator only (non-public) Supplemental Health Care Exhibit's Expense Allocation Report be filed with the state of domicile and the NAIC by April 1?	NO
34.	Will the Cybersecurity and Identity Theft Insurance Coverage Supplement be filed with the state of domicile and the NAIC by April 1?	NO
AUGUST FILING		
35.	Will Management's Report of Internal Control Over Financial Reporting be filed with the state of domicile by August 1?	YES
Explanations:		
12.		
13.		
14.		
15.		
16.		
17.		
18.		
19.		
22.		
23.		
24.		
25.		
26.		
27.		
28.		
29.		
30.		
31.		
32.		
33.		
34.		

Bar Codes:

12.	SIS Stockholder Information Supplement [Document Identifier 420]	
13.	Financial Guaranty Insurance Exhibit [Document Identifier 240]	
14.	Medicare Supplement Insurance Experience Exhibit [Document Identifier 360]	
15.	Supplement A to Schedule T [Document Identifier 455]	
16.	Trusteed Surplus Statement [Document Identifier 490]	
17.	Premiums Attributed to Protected Cells Exhibit [Document Identifier 385]	
18.	Reinsurance Summary Supplemental Filing [Document Identifier 401]	
19.	Medicare Part D Coverage Supplement [Document Identifier 365]	
22.	Exceptions to the Reinsurance Attestation Supplement [Document Identifier 400]	

ANNUAL STATEMENT FOR THE YEAR 2017 OF THE Bristol West Insurance Company

SUPPLEMENTAL EXHIBITS AND SCHEDULES INTERROGATORIES

23.	Bail Bond Supplement [Document Identifier 500]	<div><div></div><div>196582017500000000</div></div>
24.	Director and Officer Insurance Coverage Supplement [Document Identifier 505]	<div><div></div><div>196582017505000000</div></div>
25.	Relief from the five-year rotation requirement for lead audit partner [Document Identifier 224]	<div><div></div><div>196582017224000000</div></div>
26.	Relief from the one-year cooling off period for independent CPA [Document Identifier 225]	<div><div></div><div>196582017225000000</div></div>
27.	Relief from the Requirements for Audit Committees [Document Identifier 226]	<div><div></div><div>196582017226000000</div></div>
28.	Reinsurance Counterparty Reporting Exception – Asbestos and Pollution Contracts [Document Identifier 555]	<div><div></div><div>196582017555000000</div></div>
29.	Credit Insurance Experience Exhibit [Document Identifier 230]	<div><div></div><div>196582017230000000</div></div>
30.	Long-Term Care Experience Reporting Forms [Document Identifier 306]	<div><div></div><div>196582017306000000</div></div>
31.	Accident and Health Policy Experience Exhibit [Document Identifier 210]	<div><div></div><div>196582017210000000</div></div>
32.	Supplemental Health Care Exhibit (Parts 1, 2 and 3) [Document Identifier 216]	<div><div></div><div>196582017216000000</div></div>
33.	Supplemental Health Care Exhibit's Expense Allocation Report [Document Identifier 217]	<div><div></div><div>196582017217000000</div></div>
34.	Cybersecurity and Identity Theft Insurance Coverage Supplement [Document Identifier 550]	<div><div></div><div>196582017550000000</div></div>

NONE

ALPHABETICAL INDEX

ANNUAL STATEMENT BLANK

Assets	2
Cash Flow	5
Exhibit of Capital Gains (Losses)	12
Exhibit of Net Investment Income	12
Exhibit of Nonadmitted Assets	13
Exhibit of Premiums and Losses (State Page)	19
Five-Year Historical Data	17
General Interrogatories	15
Jurat Page	1
Liabilities, Surplus and Other Funds	3
Notes To Financial Statements	14
Overflow Page For Write-ins	100
Schedule A - Part 1	E01
Schedule A - Part 2	E02
Schedule A - Part 3	E03
Schedule A - Verification Between Years	SI02
Schedule B - Part 1	E04
Schedule B - Part 2	E05
Schedule B - Part 3	E06
Schedule B - Verification Between Years	SI02
Schedule BA - Part 1	E07
Schedule BA - Part 2	E08
Schedule BA - Part 3	E09
Schedule BA - Verification Between Years	SI03
Schedule D - Part 1	E10
Schedule D - Part 1A - Section 1	SI05
Schedule D - Part 1A - Section 2	SI08
Schedule D - Part 2 - Section 1	E11
Schedule D - Part 2 - Section 2	E12
Schedule D - Part 3	E13
Schedule D - Part 4	E14
Schedule D - Part 5	E15
Schedule D - Part 6 - Section 1	E16
Schedule D - Part 6 - Section 2	E16
Schedule D - Summary By Country	SI04
Schedule D - Verification Between Years	SI03
Schedule DA - Part 1	E17
Schedule DA - Verification Between Years	SI10
Schedule DB - Part A - Section 1	E18
Schedule DB - Part A - Section 2	E19
Schedule DB - Part A - Verification Between Years	SI11
Schedule DB - Part B - Section 1	E20
Schedule DB - Part B - Section 2	E21
Schedule DB - Part B - Verification Between Years	SI11
Schedule DB - Part C - Section 1	SI12
Schedule DB - Part C - Section 2	SI13
Schedule DB - Part D - Section 1	E22
Schedule DB - Part D - Section 2	E23
Schedule DB - Verification	SI14
Schedule DL - Part 1	E24
Schedule DL - Part 2	E25
Schedule E - Part 1 - Cash	E26
Schedule E - Part 2 - Cash Equivalents	E27
Schedule E - Part 3 - Special Deposits	E28
Schedule E - Verification Between Years	SI15
Schedule F - Part 1	20
Schedule F - Part 2	21
Schedule F - Part 3	22
Schedule F - Part 4	23
Schedule F - Part 5	24
Schedule F - Part 6 - Section 1	25
Schedule F - Part 6 - Section 2	26
Schedule F - Part 7	27
Schedule F - Part 8	28
Schedule F - Part 9	29

ANNUAL STATEMENT BLANK (Continued)

Schedule H - Accident and Health Exhibit - Part 1	30
Schedule H - Part 2, Part 3 and 4	31
Schedule H - Part 5 - Health Claims	32
Schedule P - Part 1 - Summary	33
Schedule P - Part 1A - Homeowners/Farmowners	35
Schedule P - Part 1B - Private Passenger Auto Liability/Medical	36
Schedule P - Part 1C - Commercial Auto/Truck Liability/Medical	37
Schedule P - Part 1D - Workers' Compensation (Excluding Excess Workers' Compensation)	38
Schedule P - Part 1E - Commercial Multiple Peril	39
Schedule P - Part 1F - Section 1 - Medical Professional Liability - Occurrence	40
Schedule P - Part 1F - Section 2 - Medical Professional Liability - Claims-Made	41
Schedule P - Part 1G - Special Liability (Ocean, Marine, Aircraft (All Perils), Boiler and Machinery)	42
Schedule P - Part 1H - Section 1 - Other Liability - Occurrence	43
Schedule P - Part 1H - Section 2 - Other Liability - Claims-Made	44
Schedule P - Part 1I - Special Property (Fire, Allied Lines, Inland Marine, Earthquake, Burglary & Theft)	45
Schedule P - Part 1J - Auto Physical Damage	46
Schedule P - Part 1K - Fidelity/Surety	47
Schedule P - Part 1L - Other (Including Credit, Accident and Health)	48
Schedule P - Part 1M - International	49
Schedule P - Part 1N - Reinsurance - Nonproportional Assumed Property	50
Schedule P - Part 1O - Reinsurance - Nonproportional Assumed Liability	51
Schedule P - Part 1P - Reinsurance - Nonproportional Assumed Financial Lines	52
Schedule P - Part 1R - Section 1 - Products Liability - Occurrence	53
Schedule P - Part 1R - Section 2 - Products Liability - Claims-Made	54
Schedule P - Part 1S - Financial Guaranty/Mortgage Guaranty	55
Schedule P - Part 1T - Warranty	56
Schedule P - Part 2, Part 3 and Part 4 - Summary	34
Schedule P - Part 2A - Homeowners/Farmowners	57
Schedule P - Part 2B - Private Passenger Auto Liability/Medical	57
Schedule P - Part 2C - Commercial Auto/Truck Liability/Medical	57
Schedule P - Part 2D - Workers' Compensation (Excluding Excess Workers' Compensation)	57
Schedule P - Part 2E - Commercial Multiple Peril	57
Schedule P - Part 2F - Section 1 - Medical Professional Liability - Occurrence	58
Schedule P - Part 2F - Section 2 - Medical Professional Liability - Claims-Made	58
Schedule P - Part 2G - Special Liability (Ocean Marine, Aircraft (All Perils), Boiler and Machinery)	58
Schedule P - Part 2H - Section 1 - Other Liability - Occurrence	58
Schedule P - Part 2H - Section 2 - Other Liability - Claims-Made	58
Schedule P - Part 2I - Special Property (Fire, Allied Lines, Inland Marine, Earthquake, Burglary, and Theft)	59
Schedule P - Part 2J - Auto Physical Damage	59
Schedule P - Part 2K - Fidelity, Surety	59
Schedule P - Part 2L - Other (Including Credit, Accident and Health)	59
Schedule P - Part 2M - International	59
Schedule P - Part 2N - Reinsurance - Nonproportional Assumed Property	60
Schedule P - Part 2O - Reinsurance - Nonproportional Assumed Liability	60
Schedule P - Part 2P - Reinsurance - Nonproportional Assumed Financial Lines	60
Schedule P - Part 2R - Section 1 - Products Liability - Occurrence	61
Schedule P - Part 2R - Section 2 - Products Liability - Claims-Made	61
Schedule P - Part 2S - Financial Guaranty/Mortgage Guaranty	61
Schedule P - Part 2T - Warranty	61
Schedule P - Part 3A - Homeowners/Farmowners	62
Schedule P - Part 3B - Private Passenger Auto Liability/Medical	62
Schedule P - Part 3C - Commercial Auto/Truck Liability/Medical	62
Schedule P - Part 3D - Workers' Compensation (Excluding Excess Workers' Compensation)	62
Schedule P - Part 3E - Commercial Multiple Peril	62
Schedule P - Part 3F - Section 1 - Medical Professional Liability - Occurrence	63
Schedule P - Part 3F - Section 2 - Medical Professional Liability - Claims-Made	63
Schedule P - Part 3G - Special Liability (Ocean Marine, Aircraft (All Perils), Boiler and Machinery)	63
Schedule P - Part 3H - Section 1 - Other Liability - Occurrence	63
Schedule P - Part 3H - Section 2 - Other Liability - Claims-Made	63
Schedule P - Part 3I - Special Property (Fire, Allied Lines, Inland Marine, Earthquake, Burglary, and Theft)	64
Schedule P - Part 3J - Auto Physical Damage	64
Schedule P - Part 3K - Fidelity/Surety	64
Schedule P - Part 3L - Other (Including Credit, Accident and Health)	64
Schedule P - Part 3M - International	64
Schedule P - Part 3N - Reinsurance - Nonproportional Assumed Property	65
Schedule P - Part 3O - Reinsurance - Nonproportional Assumed Liability	65
Schedule P - Part 3P - Reinsurance - Nonproportional Assumed Financial Lines	65
Schedule P - Part 3R - Section 1 - Products Liability - Occurrence	66
Schedule P - Part 3R - Section 2 - Products Liability - Claims-Made	66
Schedule P - Part 3S - Financial Guaranty/Mortgage Guaranty	66
Schedule P - Part 3T - Warranty	66

ANNUAL STATEMENT BLANK (Continued)

Schedule P - Part 4A - Homeowners/Farmowners	67
Schedule P - Part 4B - Private Passenger Auto Liability/Medical	67
Schedule P - Part 4C - Commercial Auto/Truck Liability/Medical	67
Schedule P - Part 4D - Workers' Compensation (Excluding Excess Workers' Compensation)	67
Schedule P - Part 4E - Commercial Multiple Peril	67
Schedule P - Part 4F - Section 1 - Medical Professional Liability - Occurrence	68
Schedule P - Part 4F - Section 2 - Medical Professional Liability - Claims-Made	68
Schedule P - Part 4G - Special Liability (Ocean Marine, Aircraft (All Perils), Boiler and Machinery)	68
Schedule P - Part 4H - Section 1 - Other Liability - Occurrence	68
Schedule P - Part 4H - Section 2 - Other Liability - Claims-Made	68
Schedule P - Part 4I - Special Property (Fire, Allied Lines, Inland Marine, Earthquake, Burglary and Theft)	69
Schedule P - Part 4J - Auto Physical Damage	69
Schedule P - Part 4K - Fidelity/Surety	69
Schedule P - Part 4L - Other (Including Credit, Accident and Health)	69
Schedule P - Part 4M - International	69
Schedule P - Part 4N - Reinsurance - Nonproportional Assumed Property	70
Schedule P - Part 4O - Reinsurance - Nonproportional Assumed Liability	70
Schedule P - Part 4P - Reinsurance - Nonproportional Assumed Financial Lines	70
Schedule P - Part 4R - Section 1 - Products Liability - Occurrence	71
Schedule P - Part 4R - Section 2 - Products Liability - Claims-Made	71
Schedule P - Part 4S - Financial Guaranty/Mortgage Guaranty	71
Schedule P - Part 4T - Warranty	71
Schedule P - Part 5A - Homeowners/Farmowners	72
Schedule P - Part 5B - Private Passenger Auto Liability/Medical	73
Schedule P - Part 5C - Commercial Auto/Truck Liability/Medical	74
Schedule P - Part 5D - Workers' Compensation (Excluding Excess Workers' Compensation)	75
Schedule P - Part 5E - Commercial Multiple Peril	76
Schedule P - Part 5F - Medical Professional Liability - Claims-Made	78
Schedule P - Part 5F - Medical Professional Liability - Occurrence	77
Schedule P - Part 5H - Other Liability - Claims-Made	80
Schedule P - Part 5H - Other Liability - Occurrence	79
Schedule P - Part 5R - Products Liability - Claims-Made	82
Schedule P - Part 5R - Products Liability - Occurrence	81
Schedule P - Part 5T - Warranty	83
Schedule P - Part 6C - Commercial Auto/Truck Liability/Medical	84
Schedule P - Part 6D - Workers' Compensation (Excluding Excess Workers' Compensation)	84
Schedule P - Part 6E - Commercial Multiple Peril	85
Schedule P - Part 6H - Other Liability - Claims-Made	86
Schedule P - Part 6H - Other Liability - Occurrence	85
Schedule P - Part 6M - International	86
Schedule P - Part 6N - Reinsurance - Nonproportional Assumed Property	87
Schedule P - Part 6O - Reinsurance - Nonproportional Assumed Liability	87
Schedule P - Part 6R - Products Liability - Claims-Made	88
Schedule P - Part 6R - Products Liability - Occurrence	88
Schedule P - Part 7A - Primary Loss Sensitive Contracts	89
Schedule P - Part 7B - Reinsurance Loss Sensitive Contracts	91
Schedule P Interrogatories	93
Schedule T - Exhibit of Premiums Written	94
Schedule T - Part 2 - Interstate Compact	95
Schedule Y - Information Concerning Activities of Insurer Members of a Holding Company Group	96
Schedule Y - Part 1A - Detail of Insurance Holding Company System	97
Schedule Y - Part 2 - Summary of Insurer's Transactions With Any Affiliates	98
Statement of Income	4
Summary Investment Schedule	SI01
Supplemental Exhibits and Schedules Interrogatories	99
Underwriting and Investment Exhibit Part 1	6
Underwriting and Investment Exhibit Part 1A	7
Underwriting and Investment Exhibit Part 1B	8
Underwriting and Investment Exhibit Part 2	9
Underwriting and Investment Exhibit Part 2A	10
Underwriting and Investment Exhibit Part 3	11