



PROPERTY AND CASUALTY COMPANIES - ASSOCIATION EDITION

**ANNUAL STATEMENT**  
FOR THE YEAR ENDED DECEMBER 31, 2017  
OF THE CONDITION AND AFFAIRS OF THE  
**Dealers Assurance Company**

NAIC Group Code 0000 0000 NAIC Company Code 16705 Employer's ID Number 34-6513705  
(Current) (Prior)  
Organized under the Laws of Ohio, State of Domicile or Port of Entry OH  
Country of Domicile United States of America  
Incorporated/Organized 08/02/1935 Commenced Business 08/02/1935  
Statutory Home Office 240 North Fifth Street, Suite 350 Columbus, OH, US 43215  
(Street and Number) (City or Town, State, Country and Zip Code)  
Main Administrative Office 15920 Addison Road  
(Street and Number)  
Addison, TX, US 75001 800-282-8913  
(City or Town, State, Country and Zip Code) (Area Code) (Telephone Number)  
Mail Address 240 North Fifth Street, Suite 350 Columbus, OH, US 43215  
(Street and Number or P.O. Box) (City or Town, State, Country and Zip Code)  
Primary Location of Books and Records 240 North Fifth Street, Suite 350  
(Street and Number)  
Columbus, OH, US 43215 800-282-8913  
(City or Town, State, Country and Zip Code) (Area Code) (Telephone Number)  
Internet Website Address www.dealersassurance.com  
Statutory Statement Contact Linda M. Toy 800-282-8913  
(Name) (Area Code) (Telephone Number)  
ltoy@dealersassurance.com 614-459-2665  
(E-mail Address) (FAX Number)

**OFFICERS**

President Kristen Anne Gruber Treasurer Linda Marie Toy  
Secretary Kirk Alan Borchardt # Assistant Secretary David Paul May

**OTHER**

Edmond Melgar Eckert, Senior Vice President Kirk Alan Borchardt #, Executive Vice President Linda Marie Toy, Vice President

**DIRECTORS OR TRUSTEES**

James Bradford Smith Kristen Anne Gruber Edmond Melgar Eckert  
Robert Reynard Bowsher Kelly Aubrey Westlake Michael Thomas Rogers

State of Ohio SS:  
County of Franklin

The officers of this reporting entity being duly sworn, each depose and say that they are the described officers of said reporting entity, and that on the reporting period stated above, all of the herein described assets were the absolute property of the said reporting entity, free and clear from any liens or claims thereon, except as herein stated, and that this statement, together with related exhibits, schedules and explanations therein contained, annexed or referred to, is a full and true statement of all the assets and liabilities and of the condition and affairs of the said reporting entity as of the reporting period stated above, and of its income and deductions therefrom for the period ended, and have been completed in accordance with the NAIC Annual Statement Instructions and Accounting Practices and Procedures manual except to the extent that: (1) state law may differ; or, (2) that state rules or regulations require differences in reporting not related to accounting practices and procedures, according to the best of their information, knowledge and belief, respectively. Furthermore, the scope of this attestation by the described officers also includes the related corresponding electronic filing with the NAIC, when required, that is an exact copy (except for formatting differences due to electronic filing) of the enclosed statement. The electronic filing may be requested by various regulators in lieu of or in addition to the enclosed statement.

Kristen Anne Gruber Kirk Alan Borchardt Linda Marie Toy  
President Secretary Treasurer

Subscribed and sworn to before me this  
21st day of February 2018  
Keith H Burkholder

- a. Is this an original filing? ..... Yes [ X ] No [ ]  
b. If no,  
1. State the amendment number.....  
2. Date filed .....  
3. Number of pages attached.....



KEITH H BURKHOLDER  
Notary Public  
In and for the State of Ohio  
My Commission Expires  
August 17, 2020



ANNUAL STATEMENT FOR THE YEAR 2017 OF THE Dealers Assurance Company

EXHIBIT OF PREMIUMS AND LOSSES (Statutory Page 14)

NAIC Group Code 0000 BUSINESS IN THE STATE OF Alabama DURING THE YEAR 2017 NAIC Company Code 16705

Line of Business	Gross Premiums, Including Policy and Membership Fees, Less Return Premiums and Premiums on Policies not Taken		3 Dividends Paid or Credited to Policyholders on Direct Business	4 Direct Unearned Premium Reserves	5 Direct Losses Paid (deducting salvage)	6 Direct Losses Incurred	7 Direct Losses Unpaid	8 Direct Defense and Cost Containment Expense Paid	9 Direct Defense and Cost Containment Expense Incurred	10 Direct Defense and Cost Containment Expense Unpaid	11 Commissions and Brokerage Expenses	12 Taxes, Licenses and Fees
	1 Direct Premiums Written	2 Direct Premiums Earned										
1. Fire .....												
2.1 Allied lines .....												
2.2 Multiple peril crop .....												
2.3 Federal flood .....												
2.4 Private crop .....												
2.5 Private flood .....												
3. Farmowners multiple peril .....												
4. Homeowners multiple peril .....												
5.1 Commercial multiple peril (non-liability portion) .....												
5.2 Commercial multiple peril (liability portion) .....												
6. Mortgage guaranty .....												
8. Ocean marine .....												
9. Inland marine .....												
10. Financial guaranty .....												
11. Medical professional liability .....												
12. Earthquake .....												
13. Group accident and health (b) .....												
14. Credit accident and health (group and individual) .....												
15.1 Collectively renewable accident and health (b) .....												
15.2 Non-cancelable accident and health(b) .....												
15.3 Guaranteed renewable accident and health(b) .....												
15.4 Non-renewable for stated reasons only (b) .....												
15.5 Other accident only .....												
15.6 Medicare Title XVIII exempt from state taxes or fees .....												
15.7 All other accident and health (b) .....												
15.8 Federal employees health benefits plan premium (b) .....												
16. Workers' compensation .....												
17.1 Other Liability - occurrence .....	154,272	51,511		233,970	50,167	61,733	16,617					5,554
17.2 Other Liability - claims made .....												
17.3 Excess workers' compensation .....												
18. Products liability .....												
19.1 Private passenger auto no-fault (personal injury protection) .....												
19.2 Other private passenger auto liability .....												
19.3 Commercial auto no-fault (personal injury protection) .....												
19.4 Other commercial auto liability .....												
21.1 Private passenger auto physical damage .....												
21.2 Commercial auto physical damage .....												
22. Aircraft (all perils) .....												
23. Fidelity .....												
24. Surety .....												
26. Burglary and theft .....												
27. Boiler and machinery .....												
28. Credit .....												
30. Warranty .....	2,079,395	1,950,581		2,165,199	655,933	664,019	50,190					98,725
34. Aggregate write-ins for other lines of business .....	0	0	0	0	0	0	0	0	0	0	0	0
35. TOTALS (a) .....	2,233,667	2,002,092	0	2,399,169	706,100	725,752	66,807	0	0	0	0	104,279
DETAILS OF WRITE-INS												
3401. ....												
3402. ....												
3403. ....												
3498. Summary of remaining write-ins for Line 34 from overflow page .....	0	0	0	0	0	0	0	0	0	0	0	0
3499. Totals (Lines 3401 thru 3403 plus 3498)(Line 34 above) .....	0	0	0	0	0	0	0	0	0	0	0	0

(a) Finance and service charges not included in Lines 1 to 35 \$ .....

(b) For health business on indicated lines report: Number of persons insured under PPO managed care products ..... and number of persons insured under indemnity only products .....



ANNUAL STATEMENT FOR THE YEAR 2017 OF THE Dealers Assurance Company

EXHIBIT OF PREMIUMS AND LOSSES (Statutory Page 14)

NAIC Group Code 0000 BUSINESS IN THE STATE OF Alaska DURING THE YEAR 2017 NAIC Company Code 16705

Line of Business	Gross Premiums, Including Policy and Membership Fees, Less Return Premiums and Premiums on Policies not Taken		3 Dividends Paid or Credited to Policyholders on Direct Business	4 Direct Unearned Premium Reserves	5 Direct Losses Paid (deducting salvage)	6 Direct Losses Incurred	7 Direct Losses Unpaid	8 Direct Defense and Cost Containment Expense Paid	9 Direct Defense and Cost Containment Expense Incurred	10 Direct Defense and Cost Containment Expense Unpaid	11 Commissions and Brokerage Expenses	12 Taxes, Licenses and Fees
	1 Direct Premiums Written	2 Direct Premiums Earned										
1. Fire .....												
2.1 Allied lines .....												
2.2 Multiple peril crop .....												
2.3 Federal flood .....												
2.4 Private crop .....												
2.5 Private flood .....												
3. Farmowners multiple peril .....												
4. Homeowners multiple peril .....												
5.1 Commercial multiple peril (non-liability portion) .....												
5.2 Commercial multiple peril (liability portion) .....												
6. Mortgage guaranty .....												
8. Ocean marine .....												
9. Inland marine .....												
10. Financial guaranty .....												
11. Medical professional liability .....												
12. Earthquake .....												
13. Group accident and health (b) .....												
14. Credit accident and health (group and individual) .....												
15.1 Collectively renewable accident and health (b) .....												
15.2 Non-cancelable accident and health(b) .....												
15.3 Guaranteed renewable accident and health(b) .....												
15.4 Non-renewable for stated reasons only (b) .....												
15.5 Other accident only .....												
15.6 Medicare Title XVIII exempt from state taxes or fees .....												
15.7 All other accident and health (b) .....												
15.8 Federal employees health benefits plan premium (b) .....												
16. Workers' compensation .....												
17.1 Other Liability - occurrence .....												
17.2 Other Liability - claims made .....												
17.3 Excess workers' compensation .....												
18. Products liability .....												
19.1 Private passenger auto no-fault (personal injury protection) .....												
19.2 Other private passenger auto liability .....												
19.3 Commercial auto no-fault (personal injury protection) .....												
19.4 Other commercial auto liability .....												
21.1 Private passenger auto physical damage .....												
21.2 Commercial auto physical damage .....												
22. Aircraft (all perils) .....												
23. Fidelity .....												
24. Surety .....												
26. Burglary and theft .....												
27. Boiler and machinery .....												
28. Credit .....												
30. Warranty .....	3,798	468		3,537	0	89	94					2,453
34. Aggregate write-ins for other lines of business .....	0	0	0	0	0	0	0	0	0	0	0	0
35. TOTALS (a) .....	3,798	468	0	3,537	0	89	94	0	0	0	0	2,453
DETAILS OF WRITE-INS												
3401. ....												
3402. ....												
3403. ....												
3498. Summary of remaining write-ins for Line 34 from overflow page .....	0	0	0	0	0	0	0	0	0	0	0	0
3499. Totals (Lines 3401 thru 3403 plus 3498)(Line 34 above) .....	0	0	0	0	0	0	0	0	0	0	0	0

(a) Finance and service charges not included in Lines 1 to 35 \$ .....  
(b) For health business on indicated lines report: Number of persons insured under PPO managed care products ..... and number of persons insured under indemnity only products .....



ANNUAL STATEMENT FOR THE YEAR 2017 OF THE Dealers Assurance Company

EXHIBIT OF PREMIUMS AND LOSSES (Statutory Page 14)

NAIC Group Code 0000 BUSINESS IN THE STATE OF Arizona DURING THE YEAR 2017 NAIC Company Code 16705

Line of Business	Gross Premiums, Including Policy and Membership Fees, Less Return Premiums and Premiums on Policies not Taken		3 Dividends Paid or Credited to Policyholders on Direct Business	4 Direct Unearned Premium Reserves	5 Direct Losses Paid (deducting salvage)	6 Direct Losses Incurred	7 Direct Losses Unpaid	8 Direct Defense and Cost Containment Expense Paid	9 Direct Defense and Cost Containment Expense Incurred	10 Direct Defense and Cost Containment Expense Unpaid	11 Commissions and Brokerage Expenses	12 Taxes, Licenses and Fees
	1 Direct Premiums Written	2 Direct Premiums Earned										
1. Fire .....												
2.1 Allied lines .....												
2.2 Multiple peril crop .....												
2.3 Federal flood .....												
2.4. Private crop .....												
2.5 Private flood .....												
3. Farmowners multiple peril .....												
4. Homeowners multiple peril .....												
5.1 Commercial multiple peril (non-liability portion) .....												
5.2 Commercial multiple peril (liability portion) .....												
6. Mortgage guaranty .....												
8. Ocean marine .....												
9. Inland marine .....												
10. Financial guaranty .....												
11. Medical professional liability .....												
12. Earthquake .....												
13. Group accident and health (b) .....												
14. Credit accident and health (group and individual) .....												
15.1 Collectively renewable accident and health (b).....												
15.2 Non-cancelable accident and health(b) .....												
15.3 Guaranteed renewable accident and health(b) .....												
15.4 Non-renewable for stated reasons only (b) .....												
15.5 Other accident only .....												
15.6 Medicare Title XVIII exempt from state taxes or fees.....												
15.7 All other accident and health (b) .....												
15.8 Federal employees health benefits plan premium (b) .....												
16. Workers' compensation .....												
17.1 Other Liability - occurrence .....	103,126	104,568		339,977	202,487	210,812	20,606					2,063
17.2 Other Liability - claims made .....												
17.3 Excess workers' compensation .....												
18. Products liability .....												
19.1 Private passenger auto no-fault (personal injury protection) .....												
19.2 Other private passenger auto liability .....												
19.3 Commercial auto no-fault (personal injury protection) .....												
19.4 Other commercial auto liability .....												
21.1 Private passenger auto physical damage .....												
21.2 Commercial auto physical damage .....												
22. Aircraft (all perils) .....												
23. Fidelity .....												
24. Surety .....												
26. Burglary and theft .....												
27. Boiler and machinery .....												
28. Credit .....												
30. Warranty .....	440,037	523,321		474,085	161,119	159,137	12,650					9,236
34. Aggregate write-ins for other lines of business .....	0	0	0	0	0	0	0	0	0	0	0	0
35. TOTALS (a) .....	543,163	627,889	0	814,062	363,606	369,949	33,256	0	0	0	0	11,299
DETAILS OF WRITE-INS												
3401. ....												
3402. ....												
3403. ....												
3498. Summary of remaining write-ins for Line 34 from overflow page .....	0	0	0	0	0	0	0	0	0	0	0	0
3499. Totals (Lines 3401 thru 3403 plus 3498)(Line 34 above) .....	0	0	0	0	0	0	0	0	0	0	0	0

(a) Finance and service charges not included in Lines 1 to 35 \$ .....  
(b) For health business on indicated lines report: Number of persons insured under PPO managed care products ..... and number of persons insured under indemnity only products .....





ANNUAL STATEMENT FOR THE YEAR 2017 OF THE Dealers Assurance Company

EXHIBIT OF PREMIUMS AND LOSSES (Statutory Page 14)

NAIC Group Code 0000 BUSINESS IN THE STATE OF Arkansas DURING THE YEAR 2017 NAIC Company Code 16705

Line of Business	Gross Premiums, Including Policy and Membership Fees, Less Return Premiums and Premiums on Policies not Taken		3 Dividends Paid or Credited to Policyholders on Direct Business	4 Direct Unearned Premium Reserves	5 Direct Losses Paid (deducting salvage)	6 Direct Losses Incurred	7 Direct Losses Unpaid	8 Direct Defense and Cost Containment Expense Paid	9 Direct Defense and Cost Containment Expense Incurred	10 Direct Defense and Cost Containment Expense Unpaid	11 Commissions and Brokerage Expenses	12 Taxes, Licenses and Fees
	1 Direct Premiums Written	2 Direct Premiums Earned										
1. Fire .....												
2.1 Allied lines .....												
2.2 Multiple peril crop .....												
2.3 Federal flood .....												
2.4 Private crop .....												
2.5 Private flood .....												
3. Farmowners multiple peril .....												
4. Homeowners multiple peril .....												
5.1 Commercial multiple peril (non-liability portion) .....												
5.2 Commercial multiple peril (liability portion) .....												
6. Mortgage guaranty .....												
8. Ocean marine .....												
9. Inland marine .....												
10. Financial guaranty .....												
11. Medical professional liability .....												
12. Earthquake .....												
13. Group accident and health (b) .....												
14. Credit accident and health (group and individual) .....												
15.1 Collectively renewable accident and health (b) .....												
15.2 Non-cancelable accident and health(b) .....												
15.3 Guaranteed renewable accident and health(b) .....												
15.4 Non-renewable for stated reasons only (b) .....												
15.5 Other accident only .....												
15.6 Medicare Title XVIII exempt from state taxes or fees .....												
15.7 All other accident and health (b) .....												
15.8 Federal employees health benefits plan premium (b) .....												
16. Workers' compensation .....												
17.1 Other Liability - occurrence .....	615,399	159,412		816,183	219,427	239,312	41,308					15,385
17.2 Other Liability - claims made .....												
17.3 Excess workers' compensation .....												
18. Products liability .....												
19.1 Private passenger auto no-fault (personal injury protection) .....												
19.2 Other private passenger auto liability .....												
19.3 Commercial auto no-fault (personal injury protection) .....												
19.4 Other commercial auto liability .....												
21.1 Private passenger auto physical damage .....												
21.2 Commercial auto physical damage .....												
22. Aircraft (all perils) .....												
23. Fidelity .....												
24. Surety .....												
26. Burglary and theft .....												
27. Boiler and machinery .....												
28. Credit .....												
30. Warranty .....	1,939,136	1,827,601		1,901,110	970,396	974,144	50,729					48,703
34. Aggregate write-ins for other lines of business .....	0	0	0	0	0	0	0	0	0	0	0	0
35. TOTALS (a) .....	2,554,535	1,987,013	0	2,717,293	1,189,823	1,213,456	92,037	0	0	0	0	64,088
DETAILS OF WRITE-INS												
3401. ....												
3402. ....												
3403. ....												
3498. Summary of remaining write-ins for Line 34 from overflow page .....	0	0	0	0	0	0	0	0	0	0	0	0
3499. Totals (Lines 3401 thru 3403 plus 3498)(Line 34 above) .....	0	0	0	0	0	0	0	0	0	0	0	0

(a) Finance and service charges not included in Lines 1 to 35 \$ .....

(b) For health business on indicated lines report: Number of persons insured under PPO managed care products ..... and number of persons insured under indemnity only products .....



ANNUAL STATEMENT FOR THE YEAR 2017 OF THE Dealers Assurance Company

EXHIBIT OF PREMIUMS AND LOSSES (Statutory Page 14)

NAIC Group Code 0000 BUSINESS IN THE STATE OF California DURING THE YEAR 2017 NAIC Company Code 16705

Line of Business	Gross Premiums, Including Policy and Membership Fees, Less Return Premiums and Premiums on Policies not Taken		3 Dividends Paid or Credited to Policyholders on Direct Business	4 Direct Unearned Premium Reserves	5 Direct Losses Paid (deducting salvage)	6 Direct Losses Incurred	7 Direct Losses Unpaid	8 Direct Defense and Cost Containment Expense Paid	9 Direct Defense and Cost Containment Expense Incurred	10 Direct Defense and Cost Containment Expense Unpaid	11 Commissions and Brokerage Expenses	12 Taxes, Licenses and Fees
	1 Direct Premiums Written	2 Direct Premiums Earned										
1. Fire .....												
2.1 Allied lines .....												
2.2 Multiple peril crop .....												
2.3 Federal flood .....												
2.4. Private crop .....												
2.5 Private flood .....												
3. Farmowners multiple peril .....												
4. Homeowners multiple peril .....												
5.1 Commercial multiple peril (non-liability portion) .....												
5.2 Commercial multiple peril (liability portion) .....												
6. Mortgage guaranty .....												
8. Ocean marine .....												
9. Inland marine .....												
10. Financial guaranty .....												
11. Medical professional liability .....												
12. Earthquake .....												
13. Group accident and health (b) .....												
14. Credit accident and health (group and individual) .....												
15.1 Collectively renewable accident and health (b) .....												
15.2 Non-cancelable accident and health(b) .....												
15.3 Guaranteed renewable accident and health(b) .....												
15.4 Non-renewable for stated reasons only (b) .....												
15.5 Other accident only .....												
15.6 Medicare Title XVIII exempt from state taxes or fees .....												
15.7 All other accident and health (b) .....												
15.8 Federal employees health benefits plan premium (b) .....												
16. Workers' compensation .....												
17.1 Other Liability - occurrence .....	928,175	238,916		1,126,813	178,117	229,200	64,923					21,812
17.2 Other Liability - claims made .....												
17.3 Excess workers' compensation .....												
18. Products liability .....												
19.1 Private passenger auto no-fault (personal injury protection) .....												
19.2 Other private passenger auto liability .....												
19.3 Commercial auto no-fault (personal injury protection) .....												
19.4 Other commercial auto liability .....												
21.1 Private passenger auto physical damage .....												
21.2 Commercial auto physical damage .....												
22. Aircraft (all perils) .....												
23. Fidelity .....												
24. Surety .....												
26. Burglary and theft .....												
27. Boiler and machinery .....												
28. Credit .....												
30. Warranty .....	1,520,946	1,379,578		1,122,074	411,476	422,054	24,246				98,662	36,586
34. Aggregate write-ins for other lines of business .....	0	0	0	0	0	0	0	0	0	0	0	0
35. TOTALS (a) .....	2,449,121	1,618,494	0	2,248,887	589,593	651,254	89,169	0	0	0	98,662	58,398
DETAILS OF WRITE-INS												
3401. ....												
3402. ....												
3403. ....												
3498. Summary of remaining write-ins for Line 34 from overflow page .....	0	0	0	0	0	0	0	0	0	0	0	0
3499. Totals (Lines 3401 thru 3403 plus 3498)(Line 34 above) .....	0	0	0	0	0	0	0	0	0	0	0	0

(a) Finance and service charges not included in Lines 1 to 35 \$ .....

(b) For health business on indicated lines report: Number of persons insured under PPO managed care products ..... and number of persons insured under indemnity only products .....



ANNUAL STATEMENT FOR THE YEAR 2017 OF THE Dealers Assurance Company

EXHIBIT OF PREMIUMS AND LOSSES (Statutory Page 14)

NAIC Group Code 0000 BUSINESS IN THE STATE OF Colorado DURING THE YEAR 2017 NAIC Company Code 16705

Line of Business	Gross Premiums, Including Policy and Membership Fees, Less Return Premiums and Premiums on Policies not Taken		3 Dividends Paid or Credited to Policyholders on Direct Business	4 Direct Unearned Premium Reserves	5 Direct Losses Paid (deducting salvage)	6 Direct Losses Incurred	7 Direct Losses Unpaid	8 Direct Defense and Cost Containment Expense Paid	9 Direct Defense and Cost Containment Expense Incurred	10 Direct Defense and Cost Containment Expense Unpaid	11 Commissions and Brokerage Expenses	12 Taxes, Licenses and Fees
	1 Direct Premiums Written	2 Direct Premiums Earned										
1. Fire .....												
2.1 Allied lines .....												
2.2 Multiple peril crop .....												
2.3 Federal flood .....												
2.4 Private crop .....												
2.5 Private flood .....												
3. Farmowners multiple peril .....												
4. Homeowners multiple peril .....												
5.1 Commercial multiple peril (non-liability portion) .....												
5.2 Commercial multiple peril (liability portion) .....												
6. Mortgage guaranty .....												
8. Ocean marine .....												
9. Inland marine .....												
10. Financial guaranty .....												
11. Medical professional liability .....												
12. Earthquake .....												
13. Group accident and health (b) .....												
14. Credit accident and health (group and individual) .....												
15.1 Collectively renewable accident and health (b) .....												
15.2 Non-cancelable accident and health(b) .....												
15.3 Guaranteed renewable accident and health(b) .....												
15.4 Non-renewable for stated reasons only (b) .....												
15.5 Other accident only .....												
15.6 Medicare Title XVIII exempt from state taxes or fees .....												
15.7 All other accident and health (b) .....												
15.8 Federal employees health benefits plan premium (b) .....												
16. Workers' compensation .....												
17.1 Other Liability - occurrence .....	1,676	2,294		3,769	0	117	275					34
17.2 Other Liability - claims made .....												
17.3 Excess workers' compensation .....												
18. Products liability .....												
19.1 Private passenger auto no-fault (personal injury protection) .....												
19.2 Other private passenger auto liability .....												
19.3 Commercial auto no-fault (personal injury protection) .....												
19.4 Other commercial auto liability .....												
21.1 Private passenger auto physical damage .....												
21.2 Commercial auto physical damage .....												
22. Aircraft (all perils) .....												
23. Fidelity .....												
24. Surety .....												
26. Burglary and theft .....												
27. Boiler and machinery .....												
28. Credit .....												
30. Warranty .....	3,973,015	7,656,371		15,577,200	3,422,719	3,392,719	120,211					79,760
34. Aggregate write-ins for other lines of business .....	0	0	0	0	0	0	0	0	0	0	0	0
35. TOTALS (a) .....	3,974,691	7,658,665	0	15,580,969	3,422,719	3,392,836	120,486	0	0	0	0	79,794
DETAILS OF WRITE-INS												
3401. ....												
3402. ....												
3403. ....												
3498. Summary of remaining write-ins for Line 34 from overflow page .....	0	0	0	0	0	0	0	0	0	0	0	0
3499. Totals (Lines 3401 thru 3403 plus 3498)(Line 34 above) .....	0	0	0	0	0	0	0	0	0	0	0	0

(a) Finance and service charges not included in Lines 1 to 35 \$ .....

(b) For health business on indicated lines report: Number of persons insured under PPO managed care products ..... and number of persons insured under indemnity only products .....



ANNUAL STATEMENT FOR THE YEAR 2017 OF THE Dealers Assurance Company

EXHIBIT OF PREMIUMS AND LOSSES (Statutory Page 14)

NAIC Group Code 0000 BUSINESS IN THE STATE OF Connecticut DURING THE YEAR 2017 NAIC Company Code 16705

Line of Business	Gross Premiums, Including Policy and Membership Fees, Less Return Premiums and Premiums on Policies not Taken		3 Dividends Paid or Credited to Policyholders on Direct Business	4 Direct Unearned Premium Reserves	5 Direct Losses Paid (deducting salvage)	6 Direct Losses Incurred	7 Direct Losses Unpaid	8 Direct Defense and Cost Containment Expense Paid	9 Direct Defense and Cost Containment Expense Incurred	10 Direct Defense and Cost Containment Expense Unpaid	11 Commissions and Brokerage Expenses	12 Taxes, Licenses and Fees
	1 Direct Premiums Written	2 Direct Premiums Earned										
1. Fire .....												
2.1 Allied lines .....												
2.2 Multiple peril crop .....												
2.3 Federal flood .....												
2.4 Private crop .....												
2.5 Private flood .....												
3. Farmowners multiple peril .....												
4. Homeowners multiple peril .....												
5.1 Commercial multiple peril (non-liability portion) .....												
5.2 Commercial multiple peril (liability portion) .....												
6. Mortgage guaranty .....												
8. Ocean marine .....												
9. Inland marine .....												
10. Financial guaranty .....												
11. Medical professional liability .....												
12. Earthquake .....												
13. Group accident and health (b) .....												
14. Credit accident and health (group and individual) .....												
15.1 Collectively renewable accident and health (b) .....												
15.2 Non-cancelable accident and health(b) .....												
15.3 Guaranteed renewable accident and health(b) .....												
15.4 Non-renewable for stated reasons only (b) .....												
15.5 Other accident only .....												
15.6 Medicare Title XVIII exempt from state taxes or fees .....												
15.7 All other accident and health (b) .....												
15.8 Federal employees health benefits plan premium (b) .....												
16. Workers' compensation .....												
17.1 Other Liability - occurrence .....	0	108		399	0	6	24					0
17.2 Other Liability - claims made .....												
17.3 Excess workers' compensation .....												
18. Products liability .....												
19.1 Private passenger auto no-fault (personal injury protection) .....												
19.2 Other private passenger auto liability .....												
19.3 Commercial auto no-fault (personal injury protection) .....												
19.4 Other commercial auto liability .....												
21.1 Private passenger auto physical damage .....												
21.2 Commercial auto physical damage .....												
22. Aircraft (all perils) .....												
23. Fidelity .....												
24. Surety .....												
26. Burglary and theft .....												
27. Boiler and machinery .....												
28. Credit .....												
30. Warranty .....	497,124	663,358		539,487	397,912	393,781	14,395					9,145
34. Aggregate write-ins for other lines of business .....	0	0	0	0	0	0	0	0	0	0	0	0
35. TOTALS (a) .....	497,124	663,466	0	539,886	397,912	393,787	14,419	0	0	0	0	9,145
DETAILS OF WRITE-INS												
3401. ....												
3402. ....												
3403. ....												
3498. Summary of remaining write-ins for Line 34 from overflow page .....	0	0	0	0	0	0	0	0	0	0	0	0
3499. Totals (Lines 3401 thru 3403 plus 3498)(Line 34 above) .....	0	0	0	0	0	0	0	0	0	0	0	0

(a) Finance and service charges not included in Lines 1 to 35 \$ .....

(b) For health business on indicated lines report: Number of persons insured under PPO managed care products ..... and number of persons insured under indemnity only products .....



ANNUAL STATEMENT FOR THE YEAR 2017 OF THE Dealers Assurance Company

EXHIBIT OF PREMIUMS AND LOSSES (Statutory Page 14)

NAIC Group Code 0000 BUSINESS IN THE STATE OF Delaware DURING THE YEAR 2017 NAIC Company Code 16705

Line of Business	Gross Premiums, Including Policy and Membership Fees, Less Return Premiums and Premiums on Policies not Taken		3 Dividends Paid or Credited to Policyholders on Direct Business	4 Direct Unearned Premium Reserves	5 Direct Losses Paid (deducting salvage)	6 Direct Losses Incurred	7 Direct Losses Unpaid	8 Direct Defense and Cost Containment Expense Paid	9 Direct Defense and Cost Containment Expense Incurred	10 Direct Defense and Cost Containment Expense Unpaid	11 Commissions and Brokerage Expenses	12 Taxes, Licenses and Fees
	1 Direct Premiums Written	2 Direct Premiums Earned										
1. Fire .....												
2.1 Allied lines .....												
2.2 Multiple peril crop .....												
2.3 Federal flood .....												
2.4. Private crop .....												
2.5 Private flood .....												
3. Farmowners multiple peril .....												
4. Homeowners multiple peril .....												
5.1 Commercial multiple peril (non-liability portion) .....												
5.2 Commercial multiple peril (liability portion) .....												
6. Mortgage guaranty .....												
8. Ocean marine .....												
9. Inland marine .....												
10. Financial guaranty .....												
11. Medical professional liability .....												
12. Earthquake .....												
13. Group accident and health (b) .....												
14. Credit accident and health (group and individual) .....												
15.1 Collectively renewable accident and health (b) .....												
15.2 Non-cancelable accident and health(b) .....												
15.3 Guaranteed renewable accident and health(b) .....												
15.4 Non-renewable for stated reasons only (b) .....												
15.5 Other accident only .....												
15.6 Medicare Title XVIII exempt from state taxes or fees .....												
15.7 All other accident and health (b) .....												
15.8 Federal employees health benefits plan premium (b) .....												
16. Workers' compensation .....												
17.1 Other Liability - occurrence .....	0	525		1,251	1,917	1,929	.76					0
17.2 Other Liability - claims made .....												
17.3 Excess workers' compensation .....												
18. Products liability .....												
19.1 Private passenger auto no-fault (personal injury protection) .....												
19.2 Other private passenger auto liability .....												
19.3 Commercial auto no-fault (personal injury protection) .....												
19.4 Other commercial auto liability .....												
21.1 Private passenger auto physical damage .....												
21.2 Commercial auto physical damage .....												
22. Aircraft (all perils) .....												
23. Fidelity .....												
24. Surety .....												
26. Burglary and theft .....												
27. Boiler and machinery .....												
28. Credit .....												
30. Warranty .....	8,484,694	(829,378)		15,295,901	4,334,631	4,473,958	241,914				83,735	175,369
34. Aggregate write-ins for other lines of business .....	0	0	0	0	0	0	0	0	0	0	0	0
35. TOTALS (a) .....	8,484,694	(828,853)	0	15,297,152	4,336,548	4,475,887	241,990	0	0	0	83,735	175,369
DETAILS OF WRITE-INS												
3401. ....												
3402. ....												
3403. ....												
3498. Summary of remaining write-ins for Line 34 from overflow page .....	0	0	0	0	0	0	0	0	0	0	0	0
3499. Totals (Lines 3401 thru 3403 plus 3498)(Line 34 above) .....	0	0	0	0	0	0	0	0	0	0	0	0

(a) Finance and service charges not included in Lines 1 to 35 \$ .....  
(b) For health business on indicated lines report: Number of persons insured under PPO managed care products ..... and number of persons insured under indemnity only products .....



ANNUAL STATEMENT FOR THE YEAR 2017 OF THE Dealers Assurance Company

EXHIBIT OF PREMIUMS AND LOSSES (Statutory Page 14)

NAIC Group Code 0000 BUSINESS IN THE STATE OF District of Columbia DURING THE YEAR 2017 NAIC Company Code 16705

Line of Business	Gross Premiums, Including Policy and Membership Fees, Less Return Premiums and Premiums on Policies not Taken		3 Dividends Paid or Credited to Policyholders on Direct Business	4 Direct Unearned Premium Reserves	5 Direct Losses Paid (deducting salvage)	6 Direct Losses Incurred	7 Direct Losses Unpaid	8 Direct Defense and Cost Containment Expense Paid	9 Direct Defense and Cost Containment Expense Incurred	10 Direct Defense and Cost Containment Expense Unpaid	11 Commissions and Brokerage Expenses	12 Taxes, Licenses and Fees
	1 Direct Premiums Written	2 Direct Premiums Earned										
1. Fire .....												
2.1 Allied lines .....												
2.2 Multiple peril crop .....												
2.3 Federal flood .....												
2.4 Private crop .....												
2.5 Private flood .....												
3. Farmowners multiple peril .....												
4. Homeowners multiple peril .....												
5.1 Commercial multiple peril (non-liability portion) .....												
5.2 Commercial multiple peril (liability portion) .....												
6. Mortgage guaranty .....												
8. Ocean marine .....												
9. Inland marine .....												
10. Financial guaranty .....												
11. Medical professional liability .....												
12. Earthquake .....												
13. Group accident and health (b) .....												
14. Credit accident and health (group and individual) .....												
15.1 Collectively renewable accident and health (b) .....												
15.2 Non-cancelable accident and health(b) .....												
15.3 Guaranteed renewable accident and health(b) .....												
15.4 Non-renewable for stated reasons only (b) .....												
15.5 Other accident only .....												
15.6 Medicare Title XVIII exempt from state taxes or fees .....												
15.7 All other accident and health (b) .....												
15.8 Federal employees health benefits plan premium (b) .....												
16. Workers' compensation .....												
17.1 Other Liability - occurrence .....												
17.2 Other Liability - claims made .....												
17.3 Excess workers' compensation .....												
18. Products liability .....												
19.1 Private passenger auto no-fault (personal injury protection) .....												
19.2 Other private passenger auto liability .....												
19.3 Commercial auto no-fault (personal injury protection) .....												
19.4 Other commercial auto liability .....												
21.1 Private passenger auto physical damage .....												
21.2 Commercial auto physical damage .....												
22. Aircraft (all perils) .....												
23. Fidelity .....												
24. Surety .....												
26. Burglary and theft .....												
27. Boiler and machinery .....												
28. Credit .....												
30. Warranty .....	0	0		0	0							1,300
34. Aggregate write-ins for other lines of business .....	0	0	0	0	0	0	0	0	0	0	0	0
35. TOTALS (a) .....	0	0	0	0	0	0	0	0	0	0	0	1,300
DETAILS OF WRITE-INS												
3401. ....												
3402. ....												
3403. ....												
3498. Summary of remaining write-ins for Line 34 from overflow page .....	0	0	0	0	0	0	0	0	0	0	0	0
3499. Totals (Lines 3401 thru 3403 plus 3498)(Line 34 above) .....	0	0	0	0	0	0	0	0	0	0	0	0

(a) Finance and service charges not included in Lines 1 to 35 \$ .....  
(b) For health business on indicated lines report: Number of persons insured under PPO managed care products ..... and number of persons insured under indemnity only products .....



ANNUAL STATEMENT FOR THE YEAR 2017 OF THE Dealers Assurance Company

EXHIBIT OF PREMIUMS AND LOSSES (Statutory Page 14)

NAIC Group Code 0000 BUSINESS IN THE STATE OF Florida DURING THE YEAR 2017 NAIC Company Code 16705

Line of Business	Gross Premiums, Including Policy and Membership Fees, Less Return Premiums and Premiums on Policies not Taken		3 Dividends Paid or Credited to Policyholders on Direct Business	4 Direct Unearned Premium Reserves	5 Direct Losses Paid (deducting salvage)	6 Direct Losses Incurred	7 Direct Losses Unpaid	8 Direct Defense and Cost Containment Expense Paid	9 Direct Defense and Cost Containment Expense Incurred	10 Direct Defense and Cost Containment Expense Unpaid	11 Commissions and Brokerage Expenses	12 Taxes, Licenses and Fees
	1 Direct Premiums Written	2 Direct Premiums Earned										
1. Fire .....												
2.1 Allied lines .....												
2.2 Multiple peril crop .....												
2.3 Federal flood .....												
2.4 Private crop .....												
2.5 Private flood .....												
3. Farmowners multiple peril .....												
4. Homeowners multiple peril .....												
5.1 Commercial multiple peril (non-liability portion) .....												
5.2 Commercial multiple peril (liability portion) .....												
6. Mortgage guaranty .....												
8. Ocean marine .....												
9. Inland marine .....												
10. Financial guaranty .....												
11. Medical professional liability .....												
12. Earthquake .....												
13. Group accident and health (b) .....												
14. Credit accident and health (group and individual) .....												
15.1 Collectively renewable accident and health (b) .....												
15.2 Non-cancelable accident and health(b) .....												
15.3 Guaranteed renewable accident and health(b) .....												
15.4 Non-renewable for stated reasons only (b) .....												
15.5 Other accident only .....												
15.6 Medicare Title XVIII exempt from state taxes or fees .....												
15.7 All other accident and health (b) .....												
15.8 Federal employees health benefits plan premium (b) .....												
16. Workers' compensation .....												
17.1 Other Liability - occurrence .....												
17.2 Other Liability - claims made .....												
17.3 Excess workers' compensation .....												
18. Products liability .....												
19.1 Private passenger auto no-fault (personal injury protection) .....												
19.2 Other private passenger auto liability .....												
19.3 Commercial auto no-fault (personal injury protection) .....												
19.4 Other commercial auto liability .....												
21.1 Private passenger auto physical damage .....												
21.2 Commercial auto physical damage .....												
22. Aircraft (all perils) .....												
23. Fidelity .....												
24. Surety .....												
26. Burglary and theft .....												
27. Boiler and machinery .....												
28. Credit .....												
30. Warranty .....	7,369,328	7,810,316		19,161,076	5,835,261	6,069,743	426,337					64,640
34. Aggregate write-ins for other lines of business .....	0	0	0	0	0	0	0	0	0	0	0	0
35. TOTALS (a) .....	7,369,328	7,810,316	0	19,161,076	5,835,261	6,069,743	426,337	0	0	0	0	64,640
DETAILS OF WRITE-INS												
3401. ....												
3402. ....												
3403. ....												
3498. Summary of remaining write-ins for Line 34 from overflow page .....	0	0	0	0	0	0	0	0	0	0	0	0
3499. Totals (Lines 3401 thru 3403 plus 3498)(Line 34 above) .....	0	0	0	0	0	0	0	0	0	0	0	0

(a) Finance and service charges not included in Lines 1 to 35 \$ .....

(b) For health business on indicated lines report: Number of persons insured under PPO managed care products ..... and number of persons insured under indemnity only products .....



ANNUAL STATEMENT FOR THE YEAR 2017 OF THE Dealers Assurance Company

EXHIBIT OF PREMIUMS AND LOSSES (Statutory Page 14)

NAIC Group Code 0000 BUSINESS IN THE STATE OF Georgia DURING THE YEAR 2017 NAIC Company Code 16705

Line of Business	Gross Premiums, Including Policy and Membership Fees, Less Return Premiums and Premiums on Policies not Taken		3 Dividends Paid or Credited to Policyholders on Direct Business	4 Direct Unearned Premium Reserves	5 Direct Losses Paid (deducting salvage)	6 Direct Losses Incurred	7 Direct Losses Unpaid	8 Direct Defense and Cost Containment Expense Paid	9 Direct Defense and Cost Containment Expense Incurred	10 Direct Defense and Cost Containment Expense Unpaid	11 Commissions and Brokerage Expenses	12 Taxes, Licenses and Fees
	1 Direct Premiums Written	2 Direct Premiums Earned										
1. Fire .....												
2.1 Allied lines .....												
2.2 Multiple peril crop .....												
2.3 Federal flood .....												
2.4 Private crop .....												
2.5 Private flood .....												
3. Farmowners multiple peril .....												
4. Homeowners multiple peril .....												
5.1 Commercial multiple peril (non-liability portion) .....												
5.2 Commercial multiple peril (liability portion) .....												
6. Mortgage guaranty .....												
8. Ocean marine .....												
9. Inland marine .....												
10. Financial guaranty .....												
11. Medical professional liability .....												
12. Earthquake .....												
13. Group accident and health (b) .....												
14. Credit accident and health (group and individual) .....												
15.1 Collectively renewable accident and health (b) .....												
15.2 Non-cancelable accident and health(b) .....												
15.3 Guaranteed renewable accident and health(b) .....												
15.4 Non-renewable for stated reasons only (b) .....												
15.5 Other accident only .....												
15.6 Medicare Title XVIII exempt from state taxes or fees .....												
15.7 All other accident and health (b) .....												
15.8 Federal employees health benefits plan premium (b) .....												
16. Workers' compensation .....												
17.1 Other Liability - occurrence .....	334,462	56,682		409,189	115,280	135,355	24,801					7,525
17.2 Other Liability - claims made .....												
17.3 Excess workers' compensation .....												
18. Products liability .....												
19.1 Private passenger auto no-fault (personal injury protection) .....												
19.2 Other private passenger auto liability .....												
19.3 Commercial auto no-fault (personal injury protection) .....												
19.4 Other commercial auto liability .....												
21.1 Private passenger auto physical damage .....												
21.2 Commercial auto physical damage .....												
22. Aircraft (all perils) .....												
23. Fidelity .....												
24. Surety .....												
26. Burglary and theft .....												
27. Boiler and machinery .....												
28. Credit .....												
30. Warranty .....	682,570	7,268,357		922,897	310,471	182,633	16,465					41,624
34. Aggregate write-ins for other lines of business .....	0	0	0	0	0	0	0	0	0	0	0	0
35. TOTALS (a) .....	1,017,032	7,325,039	0	1,332,086	425,751	317,988	41,266	0	0	0	0	49,149
DETAILS OF WRITE-INS												
3401. ....												
3402. ....												
3403. ....												
3498. Summary of remaining write-ins for Line 34 from overflow page .....	0	0	0	0	0	0	0	0	0	0	0	0
3499. Totals (Lines 3401 thru 3403 plus 3498)(Line 34 above) .....	0	0	0	0	0	0	0	0	0	0	0	0

(a) Finance and service charges not included in Lines 1 to 35 \$ .....

(b) For health business on indicated lines report: Number of persons insured under PPO managed care products ..... and number of persons insured under indemnity only products .....





ANNUAL STATEMENT FOR THE YEAR 2017 OF THE Dealers Assurance Company

EXHIBIT OF PREMIUMS AND LOSSES (Statutory Page 14)

NAIC Group Code 0000 BUSINESS IN THE STATE OF Hawaii DURING THE YEAR 2017 NAIC Company Code 16705

Line of Business		Gross Premiums, Including Policy and Membership Fees, Less Return Premiums and Premiums on Policies not Taken		3 Dividends Paid or Credited to Policyholders on Direct Business	4 Direct Unearned Premium Reserves	5 Direct Losses Paid (deducting salvage)	6 Direct Losses Incurred	7 Direct Losses Unpaid	8 Direct Defense and Cost Containment Expense Paid	9 Direct Defense and Cost Containment Expense Incurred	10 Direct Defense and Cost Containment Expense Unpaid	11 Commissions and Brokerage Expenses	12 Taxes, Licenses and Fees
		1 Direct Premiums Written	2 Direct Premiums Earned										
1.	Fire .....												
2.1	Allied lines .....												
2.2	Multiple peril crop .....												
2.3	Federal flood .....												
2.4	Private crop .....												
2.5	Private flood .....												
3.	Farmowners multiple peril .....												
4.	Homeowners multiple peril .....												
5.1	Commercial multiple peril (non-liability portion) .....												
5.2	Commercial multiple peril (liability portion) .....												
6.	Mortgage guaranty .....												
8.	Ocean marine .....												
9.	Inland marine .....												
10.	Financial guaranty .....												
11.	Medical professional liability .....												
12.	Earthquake .....												
13.	Group accident and health (b) .....												
14.	Credit accident and health (group and individual) .....												
15.1	Collectively renewable accident and health (b) .....												
15.2	Non-cancelable accident and health(b) .....												
15.3	Guaranteed renewable accident and health(b) .....												
15.4	Non-renewable for stated reasons only (b) .....												
15.5	Other accident only .....												
15.6	Medicare Title XVIII exempt from state taxes or fees .....												
15.7	All other accident and health (b) .....												
15.8	Federal employees health benefits plan premium (b) .....												
16.	Workers' compensation .....												
17.1	Other Liability - occurrence .....												
17.2	Other Liability - claims made .....												
17.3	Excess workers' compensation .....												
18.	Products liability .....												
19.1	Private passenger auto no-fault (personal injury protection) .....												
19.2	Other private passenger auto liability .....												
19.3	Commercial auto no-fault (personal injury protection) .....												
19.4	Other commercial auto liability .....												
21.1	Private passenger auto physical damage .....												
21.2	Commercial auto physical damage .....												
22.	Aircraft (all perils) .....												
23.	Fidelity .....												
24.	Surety .....												
26.	Burglary and theft .....												
27.	Boiler and machinery .....												
28.	Credit .....												
30.	Warranty .....	0	0		0	0							1,305
34.	Aggregate write-ins for other lines of business .....	0	0	0	0	0	0	0	0	0	0	0	0
35.	TOTALS (a) .....	0	0	0	0	0	0	0	0	0	0	0	1,305
DETAILS OF WRITE-INS													
3401.	.....												
3402.	.....												
3403.	.....												
3498.	Summary of remaining write-ins for Line 34 from overflow page .....	0	0	0	0	0	0	0	0	0	0	0	0
3499.	Totals (Lines 3401 thru 3403 plus 3498)(Line 34 above) .....	0	0	0	0	0	0	0	0	0	0	0	0

(a) Finance and service charges not included in Lines 1 to 35 \$ .....

(b) For health business on indicated lines report: Number of persons insured under PPO managed care products ..... and number of persons insured under indemnity only products .....



ANNUAL STATEMENT FOR THE YEAR 2017 OF THE Dealers Assurance Company

EXHIBIT OF PREMIUMS AND LOSSES (Statutory Page 14)

NAIC Group Code 0000 BUSINESS IN THE STATE OF Idaho DURING THE YEAR 2017 NAIC Company Code 16705

Line of Business	Gross Premiums, Including Policy and Membership Fees, Less Return Premiums and Premiums on Policies not Taken		3 Dividends Paid or Credited to Policyholders on Direct Business	4 Direct Unearned Premium Reserves	5 Direct Losses Paid (deducting salvage)	6 Direct Losses Incurred	7 Direct Losses Unpaid	8 Direct Defense and Cost Containment Expense Paid	9 Direct Defense and Cost Containment Expense Incurred	10 Direct Defense and Cost Containment Expense Unpaid	11 Commissions and Brokerage Expenses	12 Taxes, Licenses and Fees
	1 Direct Premiums Written	2 Direct Premiums Earned										
1. Fire .....												
2.1 Allied lines .....												
2.2 Multiple peril crop .....												
2.3 Federal flood .....												
2.4 Private crop .....												
2.5 Private flood .....												
3. Farmowners multiple peril .....												
4. Homeowners multiple peril .....												
5.1 Commercial multiple peril (non-liability portion) .....												
5.2 Commercial multiple peril (liability portion) .....												
6. Mortgage guaranty .....												
8. Ocean marine .....												
9. Inland marine .....												
10. Financial guaranty .....												
11. Medical professional liability .....												
12. Earthquake .....												
13. Group accident and health (b) .....												
14. Credit accident and health (group and individual) .....												
15.1 Collectively renewable accident and health (b) .....												
15.2 Non-cancelable accident and health(b) .....												
15.3 Guaranteed renewable accident and health(b) .....												
15.4 Non-renewable for stated reasons only (b) .....												
15.5 Other accident only .....												
15.6 Medicare Title XVIII exempt from state taxes or fees .....												
15.7 All other accident and health (b) .....												
15.8 Federal employees health benefits plan premium (b) .....												
16. Workers' compensation .....												
17.1 Other Liability - occurrence .....	5,560	868		4,883	0	289	296					.83
17.2 Other Liability - claims made .....												
17.3 Excess workers' compensation .....												
18. Products liability .....												
19.1 Private passenger auto no-fault (personal injury protection) .....												
19.2 Other private passenger auto liability .....												
19.3 Commercial auto no-fault (personal injury protection) .....												
19.4 Other commercial auto liability .....												
21.1 Private passenger auto physical damage .....												
21.2 Commercial auto physical damage .....												
22. Aircraft (all perils) .....												
23. Fidelity .....												
24. Surety .....												
26. Burglary and theft .....												
27. Boiler and machinery .....												
28. Credit .....												
30. Warranty .....	69,544	13,531		58,750	1,964	2,719	826					3,543
34. Aggregate write-ins for other lines of business .....	0	0	0	0	0	0	0	0	0	0	0	0
35. TOTALS (a) .....	75,104	14,399	0	63,633	1,964	3,008	1,122	0	0	0	0	3,626
DETAILS OF WRITE-INS												
3401. ....												
3402. ....												
3403. ....												
3498. Summary of remaining write-ins for Line 34 from overflow page .....	0	0	0	0	0	0	0	0	0	0	0	0
3499. Totals (Lines 3401 thru 3403 plus 3498)(Line 34 above) .....	0	0	0	0	0	0	0	0	0	0	0	0

(a) Finance and service charges not included in Lines 1 to 35 \$ .....  
(b) For health business on indicated lines report: Number of persons insured under PPO managed care products ..... and number of persons insured under indemnity only products .....



ANNUAL STATEMENT FOR THE YEAR 2017 OF THE Dealers Assurance Company

EXHIBIT OF PREMIUMS AND LOSSES (Statutory Page 14)

NAIC Group Code 0000 BUSINESS IN THE STATE OF Illinois DURING THE YEAR 2017 NAIC Company Code 16705

Line of Business	Gross Premiums, Including Policy and Membership Fees, Less Return Premiums and Premiums on Policies not Taken		3 Dividends Paid or Credited to Policyholders on Direct Business	4 Direct Unearned Premium Reserves	5 Direct Losses Paid (deducting salvage)	6 Direct Losses Incurred	7 Direct Losses Unpaid	8 Direct Defense and Cost Containment Expense Paid	9 Direct Defense and Cost Containment Expense Incurred	10 Direct Defense and Cost Containment Expense Unpaid	11 Commissions and Brokerage Expenses	12 Taxes, Licenses and Fees
	1 Direct Premiums Written	2 Direct Premiums Earned										
1. Fire .....												
2.1 Allied lines .....												
2.2 Multiple peril crop .....												
2.3 Federal flood .....												
2.4. Private crop .....												
2.5 Private flood .....												
3. Farmowners multiple peril .....												
4. Homeowners multiple peril .....												
5.1 Commercial multiple peril (non-liability portion) .....												
5.2 Commercial multiple peril (liability portion) .....												
6. Mortgage guaranty .....												
8. Ocean marine .....												
9. Inland marine .....												
10. Financial guaranty .....												
11. Medical professional liability .....												
12. Earthquake .....												
13. Group accident and health (b) .....												
14. Credit accident and health (group and individual) .....												
15.1 Collectively renewable accident and health (b) .....												
15.2 Non-cancelable accident and health(b) .....												
15.3 Guaranteed renewable accident and health(b) .....												
15.4 Non-renewable for stated reasons only (b) .....												
15.5 Other accident only .....												
15.6 Medicare Title XVIII exempt from state taxes or fees .....												
15.7 All other accident and health (b) .....												
15.8 Federal employees health benefits plan premium (b) .....												
16. Workers' compensation .....												
17.1 Other Liability - occurrence .....	55,309	45,553		171,806	60,848	65,432	10,413					277
17.2 Other Liability - claims made .....												
17.3 Excess workers' compensation .....												
18. Products liability .....												
19.1 Private passenger auto no-fault (personal injury protection) .....												
19.2 Other private passenger auto liability .....												
19.3 Commercial auto no-fault (personal injury protection) .....												
19.4 Other commercial auto liability .....												
21.1 Private passenger auto physical damage .....												
21.2 Commercial auto physical damage .....												
22. Aircraft (all perils) .....												
23. Fidelity .....												
24. Surety .....												
26. Burglary and theft .....												
27. Boiler and machinery .....												
28. Credit .....												
30. Warranty .....	2,253,516	1,645,528		1,269,569	742,310	752,556	33,677					11,556
34. Aggregate write-ins for other lines of business .....	0	0	0	0	0	0	0	0	0	0	0	0
35. TOTALS (a) .....	2,308,825	1,691,081	0	1,441,375	803,158	817,988	44,090	0	0	0	0	11,833
DETAILS OF WRITE-INS												
3401. ....												
3402. ....												
3403. ....												
3498. Summary of remaining write-ins for Line 34 from overflow page .....	0	0	0	0	0	0	0	0	0	0	0	0
3499. Totals (Lines 3401 thru 3403 plus 3498)(Line 34 above) .....	0	0	0	0	0	0	0	0	0	0	0	0

(a) Finance and service charges not included in Lines 1 to 35 \$ .....

(b) For health business on indicated lines report: Number of persons insured under PPO managed care products ..... and number of persons insured under indemnity only products .....



ANNUAL STATEMENT FOR THE YEAR 2017 OF THE Dealers Assurance Company

EXHIBIT OF PREMIUMS AND LOSSES (Statutory Page 14)

NAIC Group Code 0000 BUSINESS IN THE STATE OF Indiana DURING THE YEAR 2017 NAIC Company Code 16705

Line of Business	Gross Premiums, Including Policy and Membership Fees, Less Return Premiums and Premiums on Policies not Taken		3 Dividends Paid or Credited to Policyholders on Direct Business	4 Direct Unearned Premium Reserves	5 Direct Losses Paid (deducting salvage)	6 Direct Losses Incurred	7 Direct Losses Unpaid	8 Direct Defense and Cost Containment Expense Paid	9 Direct Defense and Cost Containment Expense Incurred	10 Direct Defense and Cost Containment Expense Unpaid	11 Commissions and Brokerage Expenses	12 Taxes, Licenses and Fees
	1 Direct Premiums Written	2 Direct Premiums Earned										
1. Fire .....												
2.1 Allied lines .....												
2.2 Multiple peril crop .....												
2.3 Federal flood .....												
2.4 Private crop .....												
2.5 Private flood .....												
3. Farmowners multiple peril .....												
4. Homeowners multiple peril .....												
5.1 Commercial multiple peril (non-liability portion) .....												
5.2 Commercial multiple peril (liability portion) .....												
6. Mortgage guaranty .....												
8. Ocean marine .....												
9. Inland marine .....												
10. Financial guaranty .....												
11. Medical professional liability .....												
12. Earthquake .....												
13. Group accident and health (b) .....												
14. Credit accident and health (group and individual) .....												
15.1 Collectively renewable accident and health (b) .....												
15.2 Non-cancelable accident and health(b) .....												
15.3 Guaranteed renewable accident and health(b) .....												
15.4 Non-renewable for stated reasons only (b) .....												
15.5 Other accident only .....												
15.6 Medicare Title XVIII exempt from state taxes or fees .....												
15.7 All other accident and health (b) .....												
15.8 Federal employees health benefits plan premium (b) .....												
16. Workers' compensation .....												
17.1 Other Liability - occurrence .....	38,832	4,335		38,978	9,509	11,710	2,362					505
17.2 Other Liability - claims made .....												
17.3 Excess workers' compensation .....												
18. Products liability .....												
19.1 Private passenger auto no-fault (personal injury protection) .....												
19.2 Other private passenger auto liability .....												
19.3 Commercial auto no-fault (personal injury protection) .....												
19.4 Other commercial auto liability .....												
21.1 Private passenger auto physical damage .....												
21.2 Commercial auto physical damage .....												
22. Aircraft (all perils) .....												
23. Fidelity .....												
24. Surety .....												
26. Burglary and theft .....												
27. Boiler and machinery .....												
28. Credit .....												
30. Warranty .....	1,568,956	1,380,943		1,545,755	646,799	652,402	41,246					21,551
34. Aggregate write-ins for other lines of business .....	0	0	0	0	0	0	0	0	0	0	0	0
35. TOTALS (a) .....	1,607,788	1,385,278	0	1,584,733	656,308	664,112	43,608	0	0	0	0	22,056
DETAILS OF WRITE-INS												
3401. ....												
3402. ....												
3403. ....												
3498. Summary of remaining write-ins for Line 34 from overflow page .....	0	0	0	0	0	0	0	0	0	0	0	0
3499. Totals (Lines 3401 thru 3403 plus 3498)(Line 34 above) .....	0	0	0	0	0	0	0	0	0	0	0	0

(a) Finance and service charges not included in Lines 1 to 35 \$ .....

(b) For health business on indicated lines report: Number of persons insured under PPO managed care products ..... and number of persons insured under indemnity only products .....



ANNUAL STATEMENT FOR THE YEAR 2017 OF THE Dealers Assurance Company

EXHIBIT OF PREMIUMS AND LOSSES (Statutory Page 14)

NAIC Group Code 0000 BUSINESS IN THE STATE OF Iowa DURING THE YEAR 2017 NAIC Company Code 16705

Line of Business	Gross Premiums, Including Policy and Membership Fees, Less Return Premiums and Premiums on Policies not Taken		3 Dividends Paid or Credited to Policyholders on Direct Business	4 Direct Unearned Premium Reserves	5 Direct Losses Paid (deducting salvage)	6 Direct Losses Incurred	7 Direct Losses Unpaid	8 Direct Defense and Cost Containment Expense Paid	9 Direct Defense and Cost Containment Expense Incurred	10 Direct Defense and Cost Containment Expense Unpaid	11 Commissions and Brokerage Expenses	12 Taxes, Licenses and Fees
	1 Direct Premiums Written	2 Direct Premiums Earned										
1. Fire .....												
2.1 Allied lines .....												
2.2 Multiple peril crop .....												
2.3 Federal flood .....												
2.4 Private crop .....												
2.5 Private flood .....												
3. Farmowners multiple peril .....												
4. Homeowners multiple peril .....												
5.1 Commercial multiple peril (non-liability portion) .....												
5.2 Commercial multiple peril (liability portion) .....												
6. Mortgage guaranty .....												
8. Ocean marine .....												
9. Inland marine .....												
10. Financial guaranty .....												
11. Medical professional liability .....												
12. Earthquake .....												
13. Group accident and health (b) .....												
14. Credit accident and health (group and individual) .....												
15.1 Collectively renewable accident and health (b) .....												
15.2 Non-cancelable accident and health(b) .....												
15.3 Guaranteed renewable accident and health(b) .....												
15.4 Non-renewable for stated reasons only (b) .....												
15.5 Other accident only .....												
15.6 Medicare Title XVIII exempt from state taxes or fees .....												
15.7 All other accident and health (b) .....												
15.8 Federal employees health benefits plan premium (b) .....												
16. Workers' compensation .....												
17.1 Other Liability - occurrence .....												
17.2 Other Liability - claims made .....												
17.3 Excess workers' compensation .....												
18. Products liability .....												
19.1 Private passenger auto no-fault (personal injury protection) .....												
19.2 Other private passenger auto liability .....												
19.3 Commercial auto no-fault (personal injury protection) .....												
19.4 Other commercial auto liability .....												
21.1 Private passenger auto physical damage .....												
21.2 Commercial auto physical damage .....												
22. Aircraft (all perils) .....												
23. Fidelity .....												
24. Surety .....												
26. Burglary and theft .....												
27. Boiler and machinery .....												
28. Credit .....												
30. Warranty .....	156,913	154,065		219,322	90,933	91,102	5,852					1,669
34. Aggregate write-ins for other lines of business .....	0	0	0	0	0	0	0	0	0	0	0	0
35. TOTALS (a) .....	156,913	154,065	0	219,322	90,933	91,102	5,852	0	0	0	0	1,669
DETAILS OF WRITE-INS												
3401. ....												
3402. ....												
3403. ....												
3498. Summary of remaining write-ins for Line 34 from overflow page .....	0	0	0	0	0	0	0	0	0	0	0	0
3499. Totals (Lines 3401 thru 3403 plus 3498)(Line 34 above) .....	0	0	0	0	0	0	0	0	0	0	0	0

(a) Finance and service charges not included in Lines 1 to 35 \$ .....

(b) For health business on indicated lines report: Number of persons insured under PPO managed care products ..... and number of persons insured under indemnity only products .....



ANNUAL STATEMENT FOR THE YEAR 2017 OF THE Dealers Assurance Company

EXHIBIT OF PREMIUMS AND LOSSES (Statutory Page 14)

NAIC Group Code 0000 BUSINESS IN THE STATE OF Kansas DURING THE YEAR 2017 NAIC Company Code 16705

Line of Business	Gross Premiums, Including Policy and Membership Fees, Less Return Premiums and Premiums on Policies not Taken		3 Dividends Paid or Credited to Policyholders on Direct Business	4 Direct Unearned Premium Reserves	5 Direct Losses Paid (deducting salvage)	6 Direct Losses Incurred	7 Direct Losses Unpaid	8 Direct Defense and Cost Containment Expense Paid	9 Direct Defense and Cost Containment Expense Incurred	10 Direct Defense and Cost Containment Expense Unpaid	11 Commissions and Brokerage Expenses	12 Taxes, Licenses and Fees
	1 Direct Premiums Written	2 Direct Premiums Earned										
1. Fire .....												
2.1 Allied lines .....												
2.2 Multiple peril crop .....												
2.3 Federal flood .....												
2.4 Private crop .....												
2.5 Private flood .....												
3. Farmowners multiple peril .....												
4. Homeowners multiple peril .....												
5.1 Commercial multiple peril (non-liability portion) .....												
5.2 Commercial multiple peril (liability portion) .....												
6. Mortgage guaranty .....												
8. Ocean marine .....												
9. Inland marine .....												
10. Financial guaranty .....												
11. Medical professional liability .....												
12. Earthquake .....												
13. Group accident and health (b) .....												
14. Credit accident and health (group and individual) .....												
15.1 Collectively renewable accident and health (b) .....												
15.2 Non-cancelable accident and health(b) .....												
15.3 Guaranteed renewable accident and health(b) .....												
15.4 Non-renewable for stated reasons only (b) .....												
15.5 Other accident only .....												
15.6 Medicare Title XVIII exempt from state taxes or fees .....												
15.7 All other accident and health (b) .....												
15.8 Federal employees health benefits plan premium (b) .....												
16. Workers' compensation .....												
17.1 Other Liability - occurrence .....	67,446	(6,435)		96,638	3,255	2,801	(286)					1,349
17.2 Other Liability - claims made .....												
17.3 Excess workers' compensation .....												
18. Products liability .....												
19.1 Private passenger auto no-fault (personal injury protection) .....												
19.2 Other private passenger auto liability .....												
19.3 Commercial auto no-fault (personal injury protection) .....												
19.4 Other commercial auto liability .....												
21.1 Private passenger auto physical damage .....												
21.2 Commercial auto physical damage .....												
22. Aircraft (all perils) .....												
23. Fidelity .....												
24. Surety .....												
26. Burglary and theft .....												
27. Boiler and machinery .....												
28. Credit .....												
30. Warranty .....	16,620	12,004		20,725	3,852	3,982	553					442
34. Aggregate write-ins for other lines of business .....	0	0	0	0	0	0	0	0	0	0	0	0
35. TOTALS (a) .....	84,066	5,569	0	117,363	7,107	6,783	267	0	0	0	0	1,791
DETAILS OF WRITE-INS												
3401. ....												
3402. ....												
3403. ....												
3498. Summary of remaining write-ins for Line 34 from overflow page .....	0	0	0	0	0	0	0	0	0	0	0	0
3499. Totals (Lines 3401 thru 3403 plus 3498)(Line 34 above) .....	0	0	0	0	0	0	0	0	0	0	0	0

(a) Finance and service charges not included in Lines 1 to 35 \$ .....

(b) For health business on indicated lines report: Number of persons insured under PPO managed care products ..... and number of persons insured under indemnity only products .....



ANNUAL STATEMENT FOR THE YEAR 2017 OF THE Dealers Assurance Company

EXHIBIT OF PREMIUMS AND LOSSES (Statutory Page 14)

NAIC Group Code 0000 BUSINESS IN THE STATE OF Kentucky DURING THE YEAR 2017 NAIC Company Code 16705

Line of Business	Gross Premiums, Including Policy and Membership Fees, Less Return Premiums and Premiums on Policies not Taken		3 Dividends Paid or Credited to Policyholders on Direct Business	4 Direct Unearned Premium Reserves	5 Direct Losses Paid (deducting salvage)	6 Direct Losses Incurred	7 Direct Losses Unpaid	8 Direct Defense and Cost Containment Expense Paid	9 Direct Defense and Cost Containment Expense Incurred	10 Direct Defense and Cost Containment Expense Unpaid	11 Commissions and Brokerage Expenses	12 Taxes, Licenses and Fees
	1 Direct Premiums Written	2 Direct Premiums Earned										
1. Fire .....												
2.1 Allied lines .....												
2.2 Multiple peril crop .....												
2.3 Federal flood .....												
2.4. Private crop .....												
2.5 Private flood .....												
3. Farmowners multiple peril .....												
4. Homeowners multiple peril .....												
5.1 Commercial multiple peril (non-liability portion) .....												
5.2 Commercial multiple peril (liability portion) .....												
6. Mortgage guaranty .....												
8. Ocean marine .....												
9. Inland marine .....												
10. Financial guaranty .....												
11. Medical professional liability .....												
12. Earthquake .....												
13. Group accident and health (b) .....												
14. Credit accident and health (group and individual) .....												
15.1 Collectively renewable accident and health (b) .....												
15.2 Non-cancelable accident and health(b) .....												
15.3 Guaranteed renewable accident and health(b) .....												
15.4 Non-renewable for stated reasons only (b) .....												
15.5 Other accident only .....												
15.6 Medicare Title XVIII exempt from state taxes or fees .....												
15.7 All other accident and health (b) .....												
15.8 Federal employees health benefits plan premium (b) .....												
16. Workers' compensation .....												
17.1 Other Liability - occurrence .....	192,484	92,360		301,070	119,488	122,484	13,498					3,850
17.2 Other Liability - claims made .....												
17.3 Excess workers' compensation .....												
18. Products liability .....												
19.1 Private passenger auto no-fault (personal injury protection) .....												
19.2 Other private passenger auto liability .....												
19.3 Commercial auto no-fault (personal injury protection) .....												
19.4 Other commercial auto liability .....												
21.1 Private passenger auto physical damage .....												
21.2 Commercial auto physical damage .....												
22. Aircraft (all perils) .....												
23. Fidelity .....												
24. Surety .....												
26. Burglary and theft .....												
27. Boiler and machinery .....												
28. Credit .....												
30. Warranty .....	525,722	589,734		485,013	179,644	178,173	12,942					66,777
34. Aggregate write-ins for other lines of business .....	0	0	0	0	0	0	0	0	0	0	0	0
35. TOTALS (a) .....	718,206	682,094	0	786,083	299,132	300,657	26,440	0	0	0	0	70,627
DETAILS OF WRITE-INS												
3401. ....												
3402. ....												
3403. ....												
3498. Summary of remaining write-ins for Line 34 from overflow page .....	0	0	0	0	0	0	0	0	0	0	0	0
3499. Totals (Lines 3401 thru 3403 plus 3498)(Line 34 above) .....	0	0	0	0	0	0	0	0	0	0	0	0

(a) Finance and service charges not included in Lines 1 to 35 \$ .....  
(b) For health business on indicated lines report: Number of persons insured under PPO managed care products ..... and number of persons insured under indemnity only products .....



ANNUAL STATEMENT FOR THE YEAR 2017 OF THE Dealers Assurance Company

EXHIBIT OF PREMIUMS AND LOSSES (Statutory Page 14)

NAIC Group Code 0000 BUSINESS IN THE STATE OF Louisiana DURING THE YEAR 2017 NAIC Company Code 16705

Line of Business	Gross Premiums, Including Policy and Membership Fees, Less Return Premiums and Premiums on Policies not Taken		3 Dividends Paid or Credited to Policyholders on Direct Business	4 Direct Unearned Premium Reserves	5 Direct Losses Paid (deducting salvage)	6 Direct Losses Incurred	7 Direct Losses Unpaid	8 Direct Defense and Cost Containment Expense Paid	9 Direct Defense and Cost Containment Expense Incurred	10 Direct Defense and Cost Containment Expense Unpaid	11 Commissions and Brokerage Expenses	12 Taxes, Licenses and Fees
	1 Direct Premiums Written	2 Direct Premiums Earned										
1. Fire .....												
2.1 Allied lines .....												
2.2 Multiple peril crop .....												
2.3 Federal flood .....												
2.4. Private crop .....												
2.5 Private flood .....												
3. Farmowners multiple peril .....												
4. Homeowners multiple peril .....												
5.1 Commercial multiple peril (non-liability portion) .....												
5.2 Commercial multiple peril (liability portion) .....												
6. Mortgage guaranty .....												
8. Ocean marine .....												
9. Inland marine .....												
10. Financial guaranty .....												
11. Medical professional liability .....												
12. Earthquake .....												
13. Group accident and health (b) .....												
14. Credit accident and health (group and individual) .....												
15.1 Collectively renewable accident and health (b) .....												
15.2 Non-cancelable accident and health(b) .....												
15.3 Guaranteed renewable accident and health(b) .....												
15.4 Non-renewable for stated reasons only (b) .....												
15.5 Other accident only .....												
15.6 Medicare Title XVIII exempt from state taxes or fees .....												
15.7 All other accident and health (b) .....												
15.8 Federal employees health benefits plan premium (b) .....												
16. Workers' compensation .....												
17.1 Other Liability - occurrence .....	1,292,636	666,918		1,714,380	1,091,070	1,161,117	172,816					38,779
17.2 Other Liability - claims made .....												
17.3 Excess workers' compensation .....												
18. Products liability .....												
19.1 Private passenger auto no-fault (personal injury protection) .....												
19.2 Other private passenger auto liability .....												
19.3 Commercial auto no-fault (personal injury protection) .....												
19.4 Other commercial auto liability .....												
21.1 Private passenger auto physical damage .....												
21.2 Commercial auto physical damage .....												
22. Aircraft (all perils) .....												
23. Fidelity .....												
24. Surety .....												
26. Burglary and theft .....												
27. Boiler and machinery .....												
28. Credit .....												
30. Warranty .....	1,283,144	1,364,882		1,118,336	727,887	726,224	29,841					65,252
34. Aggregate write-ins for other lines of business .....	0	0	0	0	0	0	0	0	0	0	0	0
35. TOTALS (a) .....	2,575,780	2,031,800	0	2,832,716	1,818,957	1,887,341	202,657	0	0	0	0	104,031
DETAILS OF WRITE-INS												
3401. ....												
3402. ....												
3403. ....												
3498. Summary of remaining write-ins for Line 34 from overflow page .....	0	0	0	0	0	0	0	0	0	0	0	0
3499. Totals (Lines 3401 thru 3403 plus 3498)(Line 34 above) .....	0	0	0	0	0	0	0	0	0	0	0	0

(a) Finance and service charges not included in Lines 1 to 35 \$ .....

(b) For health business on indicated lines report: Number of persons insured under PPO managed care products ..... and number of persons insured under indemnity only products .....





ANNUAL STATEMENT FOR THE YEAR 2017 OF THE Dealers Assurance Company

EXHIBIT OF PREMIUMS AND LOSSES (Statutory Page 14)

NAIC Group Code 0000 BUSINESS IN THE STATE OF Maine DURING THE YEAR 2017 NAIC Company Code 16705

Line of Business	Gross Premiums, Including Policy and Membership Fees, Less Return Premiums and Premiums on Policies not Taken		3 Dividends Paid or Credited to Policyholders on Direct Business	4 Direct Unearned Premium Reserves	5 Direct Losses Paid (deducting salvage)	6 Direct Losses Incurred	7 Direct Losses Unpaid	8 Direct Defense and Cost Containment Expense Paid	9 Direct Defense and Cost Containment Expense Incurred	10 Direct Defense and Cost Containment Expense Unpaid	11 Commissions and Brokerage Expenses	12 Taxes, Licenses and Fees
	1 Direct Premiums Written	2 Direct Premiums Earned										
1. Fire .....												
2.1 Allied lines .....												
2.2 Multiple peril crop .....												
2.3 Federal flood .....												
2.4. Private crop .....												
2.5 Private flood .....												
3. Farmowners multiple peril .....												
4. Homeowners multiple peril .....												
5.1 Commercial multiple peril (non-liability portion) .....												
5.2 Commercial multiple peril (liability portion) .....												
6. Mortgage guaranty .....												
8. Ocean marine .....												
9. Inland marine .....												
10. Financial guaranty .....												
11. Medical professional liability .....												
12. Earthquake .....												
13. Group accident and health (b) .....												
14. Credit accident and health (group and individual) .....												
15.1 Collectively renewable accident and health (b) .....												
15.2 Non-cancelable accident and health(b) .....												
15.3 Guaranteed renewable accident and health(b) .....												
15.4 Non-renewable for stated reasons only (b) .....												
15.5 Other accident only .....												
15.6 Medicare Title XVIII exempt from state taxes or fees .....												
15.7 All other accident and health (b) .....												
15.8 Federal employees health benefits plan premium (b) .....												
16. Workers' compensation .....												
17.1 Other Liability - occurrence .....	349,146	46,381		397,608	28,842	49,530	24,099					6,983
17.2 Other Liability - claims made .....												
17.3 Excess workers' compensation .....												
18. Products liability .....												
19.1 Private passenger auto no-fault (personal injury protection) .....												
19.2 Other private passenger auto liability .....												
19.3 Commercial auto no-fault (personal injury protection) .....												
19.4 Other commercial auto liability .....												
21.1 Private passenger auto physical damage .....												
21.2 Commercial auto physical damage .....												
22. Aircraft (all perils) .....												
23. Fidelity .....												
24. Surety .....												
26. Burglary and theft .....												
27. Boiler and machinery .....												
28. Credit .....												
30. Warranty .....	371,303	370,828		438,033	238,283	238,905	9,496					7,776
34. Aggregate write-ins for other lines of business .....	0	0	0	0	0	0	0	0	0	0	0	0
35. TOTALS (a) .....	720,449	417,209	0	835,641	267,125	288,435	33,595	0	0	0	0	14,759
DETAILS OF WRITE-INS												
3401. ....												
3402. ....												
3403. ....												
3498. Summary of remaining write-ins for Line 34 from overflow page .....	0	0	0	0	0	0	0	0	0	0	0	0
3499. Totals (Lines 3401 thru 3403 plus 3498)(Line 34 above) .....	0	0	0	0	0	0	0	0	0	0	0	0

(a) Finance and service charges not included in Lines 1 to 35 \$ .....

(b) For health business on indicated lines report: Number of persons insured under PPO managed care products ..... and number of persons insured under indemnity only products .....



ANNUAL STATEMENT FOR THE YEAR 2017 OF THE Dealers Assurance Company

EXHIBIT OF PREMIUMS AND LOSSES (Statutory Page 14)

NAIC Group Code 0000 BUSINESS IN THE STATE OF Maryland DURING THE YEAR 2017 NAIC Company Code 16705

Line of Business	Gross Premiums, Including Policy and Membership Fees, Less Return Premiums and Premiums on Policies not Taken		3 Dividends Paid or Credited to Policyholders on Direct Business	4 Direct Unearned Premium Reserves	5 Direct Losses Paid (deducting salvage)	6 Direct Losses Incurred	7 Direct Losses Unpaid	8 Direct Defense and Cost Containment Expense Paid	9 Direct Defense and Cost Containment Expense Incurred	10 Direct Defense and Cost Containment Expense Unpaid	11 Commissions and Brokerage Expenses	12 Taxes, Licenses and Fees
	1 Direct Premiums Written	2 Direct Premiums Earned										
1. Fire .....												
2.1 Allied lines .....												
2.2 Multiple peril crop .....												
2.3 Federal flood .....												
2.4 Private crop .....												
2.5 Private flood .....												
3. Farmowners multiple peril .....												
4. Homeowners multiple peril .....												
5.1 Commercial multiple peril (non-liability portion) .....												
5.2 Commercial multiple peril (liability portion) .....												
6. Mortgage guaranty .....												
8. Ocean marine .....												
9. Inland marine .....												
10. Financial guaranty .....												
11. Medical professional liability .....												
12. Earthquake .....												
13. Group accident and health (b) .....												
14. Credit accident and health (group and individual) .....												
15.1 Collectively renewable accident and health (b) .....												
15.2 Non-cancelable accident and health(b) .....												
15.3 Guaranteed renewable accident and health(b) .....												
15.4 Non-renewable for stated reasons only (b) .....												
15.5 Other accident only .....												
15.6 Medicare Title XVIII exempt from state taxes or fees .....												
15.7 All other accident and health (b) .....												
15.8 Federal employees health benefits plan premium (b) .....												
16. Workers' compensation .....												
17.1 Other Liability - occurrence .....	141,484	20,454		165,678	27,569	36,005	10,042					2,830
17.2 Other Liability - claims made .....												
17.3 Excess workers' compensation .....												
18. Products liability .....												
19.1 Private passenger auto no-fault (personal injury protection) .....												
19.2 Other private passenger auto liability .....												
19.3 Commercial auto no-fault (personal injury protection) .....												
19.4 Other commercial auto liability .....												
21.1 Private passenger auto physical damage .....												
21.2 Commercial auto physical damage .....												
22. Aircraft (all perils) .....												
23. Fidelity .....												
24. Surety .....												
26. Burglary and theft .....												
27. Boiler and machinery .....												
28. Credit .....												
30. Warranty .....	1,597,641	1,790,808		1,575,798	839,087	833,578	40,790					31,953
34. Aggregate write-ins for other lines of business .....	0	0	0	0	0	0	0	0	0	0	0	0
35. TOTALS (a) .....	1,739,125	1,811,262	0	1,741,476	866,656	869,583	50,832	0	0	0	0	34,783
DETAILS OF WRITE-INS												
3401. ....												
3402. ....												
3403. ....												
3498. Summary of remaining write-ins for Line 34 from overflow page .....	0	0	0	0	0	0	0	0	0	0	0	0
3499. Totals (Lines 3401 thru 3403 plus 3498)(Line 34 above) .....	0	0	0	0	0	0	0	0	0	0	0	0

(a) Finance and service charges not included in Lines 1 to 35 \$ .....

(b) For health business on indicated lines report: Number of persons insured under PPO managed care products ..... and number of persons insured under indemnity only products .....



ANNUAL STATEMENT FOR THE YEAR 2017 OF THE Dealers Assurance Company

EXHIBIT OF PREMIUMS AND LOSSES (Statutory Page 14)

NAIC Group Code 0000 BUSINESS IN THE STATE OF Massachusetts DURING THE YEAR 2017 NAIC Company Code 16705

Line of Business	Gross Premiums, Including Policy and Membership Fees, Less Return Premiums and Premiums on Policies not Taken		3 Dividends Paid or Credited to Policyholders on Direct Business	4 Direct Unearned Premium Reserves	5 Direct Losses Paid (deducting salvage)	6 Direct Losses Incurred	7 Direct Losses Unpaid	8 Direct Defense and Cost Containment Expense Paid	9 Direct Defense and Cost Containment Expense Incurred	10 Direct Defense and Cost Containment Expense Unpaid	11 Commissions and Brokerage Expenses	12 Taxes, Licenses and Fees
	1 Direct Premiums Written	2 Direct Premiums Earned										
1. Fire .....												
2.1 Allied lines .....												
2.2 Multiple peril crop .....												
2.3 Federal flood .....												
2.4. Private crop .....												
2.5 Private flood .....												
3. Farmowners multiple peril .....												
4. Homeowners multiple peril .....												
5.1 Commercial multiple peril (non-liability portion) .....												
5.2 Commercial multiple peril (liability portion) .....												
6. Mortgage guaranty .....												
8. Ocean marine .....												
9. Inland marine .....												
10. Financial guaranty .....												
11. Medical professional liability .....												
12. Earthquake .....												
13. Group accident and health (b) .....												
14. Credit accident and health (group and individual) .....												
15.1 Collectively renewable accident and health (b) .....												
15.2 Non-cancelable accident and health(b) .....												
15.3 Guaranteed renewable accident and health(b) .....												
15.4 Non-renewable for stated reasons only (b) .....												
15.5 Other accident only .....												
15.6 Medicare Title XVIII exempt from state taxes or fees .....												
15.7 All other accident and health (b) .....												
15.8 Federal employees health benefits plan premium (b) .....												
16. Workers' compensation .....												
17.1 Other Liability - occurrence .....	342	15,747		39,644	7,917	8,340	2,403					8
17.2 Other Liability - claims made .....												
17.3 Excess workers' compensation .....												
18. Products liability .....												
19.1 Private passenger auto no-fault (personal injury protection) .....												
19.2 Other private passenger auto liability .....												
19.3 Commercial auto no-fault (personal injury protection) .....												
19.4 Other commercial auto liability .....												
21.1 Private passenger auto physical damage .....												
21.2 Commercial auto physical damage .....												
22. Aircraft (all perils) .....												
23. Fidelity .....												
24. Surety .....												
26. Burglary and theft .....												
27. Boiler and machinery .....												
28. Credit .....												
30. Warranty .....	808,715	787,752		808,541	392,783	393,682	21,575					19,148
34. Aggregate write-ins for other lines of business .....	0	0	0	0	0	0	0	0	0	0	0	0
35. TOTALS (a) .....	809,057	803,499	0	848,185	400,700	402,022	23,978	0	0	0	0	19,156
DETAILS OF WRITE-INS												
3401. ....												
3402. ....												
3403. ....												
3498. Summary of remaining write-ins for Line 34 from overflow page .....	0	0	0	0	0	0	0	0	0	0	0	0
3499. Totals (Lines 3401 thru 3403 plus 3498)(Line 34 above) .....	0	0	0	0	0	0	0	0	0	0	0	0

(a) Finance and service charges not included in Lines 1 to 35 \$ .....

(b) For health business on indicated lines report: Number of persons insured under PPO managed care products ..... and number of persons insured under indemnity only products .....



ANNUAL STATEMENT FOR THE YEAR 2017 OF THE Dealers Assurance Company

EXHIBIT OF PREMIUMS AND LOSSES (Statutory Page 14)

NAIC Group Code 0000 BUSINESS IN THE STATE OF Michigan DURING THE YEAR 2017 NAIC Company Code 16705

Line of Business	Gross Premiums, Including Policy and Membership Fees, Less Return Premiums and Premiums on Policies not Taken		3 Dividends Paid or Credited to Policyholders on Direct Business	4 Direct Unearned Premium Reserves	5 Direct Losses Paid (deducting salvage)	6 Direct Losses Incurred	7 Direct Losses Unpaid	8 Direct Defense and Cost Containment Expense Paid	9 Direct Defense and Cost Containment Expense Incurred	10 Direct Defense and Cost Containment Expense Unpaid	11 Commissions and Brokerage Expenses	12 Taxes, Licenses and Fees
	1 Direct Premiums Written	2 Direct Premiums Earned										
1. Fire .....												
2.1 Allied lines .....												
2.2 Multiple peril crop .....												
2.3 Federal flood .....												
2.4. Private crop .....												
2.5 Private flood .....												
3. Farmowners multiple peril .....												
4. Homeowners multiple peril .....												
5.1 Commercial multiple peril (non-liability portion) .....												
5.2 Commercial multiple peril (liability portion) .....												
6. Mortgage guaranty .....												
8. Ocean marine .....												
9. Inland marine .....												
10. Financial guaranty .....												
11. Medical professional liability .....												
12. Earthquake .....												
13. Group accident and health (b) .....												
14. Credit accident and health (group and individual) .....												
15.1 Collectively renewable accident and health (b).....												
15.2 Non-cancelable accident and health(b) .....												
15.3 Guaranteed renewable accident and health(b) .....												
15.4 Non-renewable for stated reasons only (b) .....												
15.5 Other accident only .....												
15.6 Medicare Title XVIII exempt from state taxes or fees.....												
15.7 All other accident and health (b) .....												
15.8 Federal employees health benefits plan premium (b) .....												
16. Workers' compensation .....												
17.1 Other Liability - occurrence .....	(1,203)	7,367		20,427	19,036	19,231	1,238					(15)
17.2 Other Liability - claims made .....												
17.3 Excess workers' compensation .....												
18. Products liability .....												
19.1 Private passenger auto no-fault (personal injury protection) .....												
19.2 Other private passenger auto liability .....												
19.3 Commercial auto no-fault (personal injury protection) .....												
19.4 Other commercial auto liability .....												
21.1 Private passenger auto physical damage .....												
21.2 Commercial auto physical damage .....												
22. Aircraft (all perils) .....												
23. Fidelity .....												
24. Surety .....												
26. Burglary and theft .....												
27. Boiler and machinery .....												
28. Credit .....												
30. Warranty .....	4,765,245	4,511,518		4,432,237	3,678,009	3,686,663	117,588				345	59,866
34. Aggregate write-ins for other lines of business .....	0	0	0	0	0	0	0	0	0	0	0	0
35. TOTALS (a) .....	4,764,042	4,518,885	0	4,452,664	3,697,045	3,705,894	118,826	0	0	0	345	59,851
DETAILS OF WRITE-INS												
3401. ....												
3402. ....												
3403. ....												
3498. Summary of remaining write-ins for Line 34 from overflow page .....	0	0	0	0	0	0	0	0	0	0	0	0
3499. Totals (Lines 3401 thru 3403 plus 3498)(Line 34 above) .....	0	0	0	0	0	0	0	0	0	0	0	0

(a) Finance and service charges not included in Lines 1 to 35 \$ .....

(b) For health business on indicated lines report: Number of persons insured under PPO managed care products ..... and number of persons insured under indemnity only products .....



ANNUAL STATEMENT FOR THE YEAR 2017 OF THE Dealers Assurance Company

EXHIBIT OF PREMIUMS AND LOSSES (Statutory Page 14)

NAIC Group Code 0000 BUSINESS IN THE STATE OF Minnesota DURING THE YEAR 2017 NAIC Company Code 16705

Line of Business	Gross Premiums, Including Policy and Membership Fees, Less Return Premiums and Premiums on Policies not Taken		3 Dividends Paid or Credited to Policyholders on Direct Business	4 Direct Unearned Premium Reserves	5 Direct Losses Paid (deducting salvage)	6 Direct Losses Incurred	7 Direct Losses Unpaid	8 Direct Defense and Cost Containment Expense Paid	9 Direct Defense and Cost Containment Expense Incurred	10 Direct Defense and Cost Containment Expense Unpaid	11 Commissions and Brokerage Expenses	12 Taxes, Licenses and Fees
	1 Direct Premiums Written	2 Direct Premiums Earned										
1. Fire .....												
2.1 Allied lines .....												
2.2 Multiple peril crop .....												
2.3 Federal flood .....												
2.4 Private crop .....												
2.5 Private flood .....												
3. Farmowners multiple peril .....												
4. Homeowners multiple peril .....												
5.1 Commercial multiple peril (non-liability portion) .....												
5.2 Commercial multiple peril (liability portion) .....												
6. Mortgage guaranty .....												
8. Ocean marine .....												
9. Inland marine .....												
10. Financial guaranty .....												
11. Medical professional liability .....												
12. Earthquake .....												
13. Group accident and health (b) .....												
14. Credit accident and health (group and individual) .....												
15.1 Collectively renewable accident and health (b) .....												
15.2 Non-cancelable accident and health(b) .....												
15.3 Guaranteed renewable accident and health(b) .....												
15.4 Non-renewable for stated reasons only (b) .....												
15.5 Other accident only .....												
15.6 Medicare Title XVIII exempt from state taxes or fees .....												
15.7 All other accident and health (b) .....												
15.8 Federal employees health benefits plan premium (b) .....												
16. Workers' compensation .....												
17.1 Other Liability - occurrence .....												
17.2 Other Liability - claims made .....												
17.3 Excess workers' compensation .....												
18. Products liability .....												
19.1 Private passenger auto no-fault (personal injury protection) .....												
19.2 Other private passenger auto liability .....												
19.3 Commercial auto no-fault (personal injury protection) .....												
19.4 Other commercial auto liability .....												
21.1 Private passenger auto physical damage .....												
21.2 Commercial auto physical damage .....												
22. Aircraft (all perils) .....												
23. Fidelity .....												
24. Surety .....												
26. Burglary and theft .....												
27. Boiler and machinery .....												
28. Credit .....												
30. Warranty .....	829,525	877,629		927,928	638,312	637,450	24,760					17,391
34. Aggregate write-ins for other lines of business .....	0	0	0	0	0	0	0	0	0	0	0	0
35. TOTALS (a) .....	829,525	877,629	0	927,928	638,312	637,450	24,760	0	0	0	0	17,391
DETAILS OF WRITE-INS												
3401. ....												
3402. ....												
3403. ....												
3498. Summary of remaining write-ins for Line 34 from overflow page .....	0	0	0	0	0	0	0	0	0	0	0	0
3499. Totals (Lines 3401 thru 3403 plus 3498)(Line 34 above) .....	0	0	0	0	0	0	0	0	0	0	0	0

(a) Finance and service charges not included in Lines 1 to 35 \$ .....

(b) For health business on indicated lines report: Number of persons insured under PPO managed care products ..... and number of persons insured under indemnity only products .....



ANNUAL STATEMENT FOR THE YEAR 2017 OF THE Dealers Assurance Company

EXHIBIT OF PREMIUMS AND LOSSES (Statutory Page 14)

NAIC Group Code 0000 BUSINESS IN THE STATE OF Mississippi DURING THE YEAR 2017 NAIC Company Code 16705

Line of Business	Gross Premiums, Including Policy and Membership Fees, Less Return Premiums and Premiums on Policies not Taken		3 Dividends Paid or Credited to Policyholders on Direct Business	4 Direct Unearned Premium Reserves	5 Direct Losses Paid (deducting salvage)	6 Direct Losses Incurred	7 Direct Losses Unpaid	8 Direct Defense and Cost Containment Expense Paid	9 Direct Defense and Cost Containment Expense Incurred	10 Direct Defense and Cost Containment Expense Unpaid	11 Commissions and Brokerage Expenses	12 Taxes, Licenses and Fees
	1 Direct Premiums Written	2 Direct Premiums Earned										
1. Fire .....												
2.1 Allied lines .....												
2.2 Multiple peril crop .....												
2.3 Federal flood .....												
2.4. Private crop .....												
2.5 Private flood .....												
3. Farmowners multiple peril .....												
4. Homeowners multiple peril .....												
5.1 Commercial multiple peril (non-liability portion) .....												
5.2 Commercial multiple peril (liability portion) .....												
6. Mortgage guaranty .....												
8. Ocean marine .....												
9. Inland marine .....												
10. Financial guaranty .....												
11. Medical professional liability .....												
12. Earthquake .....												
13. Group accident and health (b) .....												
14. Credit accident and health (group and individual) .....												
15.1 Collectively renewable accident and health (b) .....												
15.2 Non-cancelable accident and health(b) .....												
15.3 Guaranteed renewable accident and health(b) .....												
15.4 Non-renewable for stated reasons only (b) .....												
15.5 Other accident only .....												
15.6 Medicare Title XVIII exempt from state taxes or fees .....												
15.7 All other accident and health (b) .....												
15.8 Federal employees health benefits plan premium (b) .....												
16. Workers' compensation .....												
17.1 Other Liability - occurrence .....												
17.2 Other Liability - claims made .....												
17.3 Excess workers' compensation .....												
18. Products liability .....												
19.1 Private passenger auto no-fault (personal injury protection) .....												
19.2 Other private passenger auto liability .....												
19.3 Commercial auto no-fault (personal injury protection) .....												
19.4 Other commercial auto liability .....												
21.1 Private passenger auto physical damage .....												
21.2 Commercial auto physical damage .....												
22. Aircraft (all perils) .....												
23. Fidelity .....												
24. Surety .....												
26. Burglary and theft .....												
27. Boiler and machinery .....												
28. Credit .....												
30. Warranty .....	1,536,083	1,557,274		1,284,464	593,593	593,591	34,274					51,556
34. Aggregate write-ins for other lines of business .....	0	0	0	0	0	0	0	0	0	0	0	0
35. TOTALS (a) .....	1,536,083	1,557,274	0	1,284,464	593,593	593,591	34,274	0	0	0	0	51,556
DETAILS OF WRITE-INS												
3401. ....												
3402. ....												
3403. ....												
3498. Summary of remaining write-ins for Line 34 from overflow page .....	0	0	0	0	0	0	0	0	0	0	0	0
3499. Totals (Lines 3401 thru 3403 plus 3498)(Line 34 above) .....	0	0	0	0	0	0	0	0	0	0	0	0

(a) Finance and service charges not included in Lines 1 to 35 \$ .....

(b) For health business on indicated lines report: Number of persons insured under PPO managed care products ..... and number of persons insured under indemnity only products .....



ANNUAL STATEMENT FOR THE YEAR 2017 OF THE Dealers Assurance Company

EXHIBIT OF PREMIUMS AND LOSSES (Statutory Page 14)

NAIC Group Code 0000 BUSINESS IN THE STATE OF Missouri DURING THE YEAR 2017 NAIC Company Code 16705

Line of Business	Gross Premiums, Including Policy and Membership Fees, Less Return Premiums and Premiums on Policies not Taken		3 Dividends Paid or Credited to Policyholders on Direct Business	4 Direct Unearned Premium Reserves	5 Direct Losses Paid (deducting salvage)	6 Direct Losses Incurred	7 Direct Losses Unpaid	8 Direct Defense and Cost Containment Expense Paid	9 Direct Defense and Cost Containment Expense Incurred	10 Direct Defense and Cost Containment Expense Unpaid	11 Commissions and Brokerage Expenses	12 Taxes, Licenses and Fees
	1 Direct Premiums Written	2 Direct Premiums Earned										
1. Fire .....												
2.1 Allied lines .....												
2.2 Multiple peril crop .....												
2.3 Federal flood .....												
2.4. Private crop .....												
2.5 Private flood .....												
3. Farmowners multiple peril .....												
4. Homeowners multiple peril .....												
5.1 Commercial multiple peril (non-liability portion) .....												
5.2 Commercial multiple peril (liability portion) .....												
6. Mortgage guaranty .....												
8. Ocean marine .....												
9. Inland marine .....												
10. Financial guaranty .....												
11. Medical professional liability .....												
12. Earthquake .....												
13. Group accident and health (b) .....												
14. Credit accident and health (group and individual) .....												
15.1 Collectively renewable accident and health (b) .....												
15.2 Non-cancelable accident and health(b) .....												
15.3 Guaranteed renewable accident and health(b) .....												
15.4 Non-renewable for stated reasons only (b) .....												
15.5 Other accident only .....												
15.6 Medicare Title XVIII exempt from state taxes or fees .....												
15.7 All other accident and health (b) .....												
15.8 Federal employees health benefits plan premium (b) .....												
16. Workers' compensation .....												
17.1 Other Liability - occurrence .....	257,221	64,074		423,115	100,233	117,606	25,645					5,144
17.2 Other Liability - claims made .....												
17.3 Excess workers' compensation .....												
18. Products liability .....												
19.1 Private passenger auto no-fault (personal injury protection) .....												
19.2 Other private passenger auto liability .....												
19.3 Commercial auto no-fault (personal injury protection) .....												
19.4 Other commercial auto liability .....												
21.1 Private passenger auto physical damage .....												
21.2 Commercial auto physical damage .....												
22. Aircraft (all perils) .....												
23. Fidelity .....												
24. Surety .....												
26. Burglary and theft .....												
27. Boiler and machinery .....												
28. Credit .....												
30. Warranty .....	1,258,300	1,161,333		1,467,065	496,309	505,611	32,864				284	26,766
34. Aggregate write-ins for other lines of business .....	0	0	0	0	0	0	0	0	0	0	0	0
35. TOTALS (a) .....	1,515,521	1,225,407	0	1,890,180	596,542	623,217	58,509	0	0	0	284	31,910
DETAILS OF WRITE-INS												
3401. ....												
3402. ....												
3403. ....												
3498. Summary of remaining write-ins for Line 34 from overflow page .....	0	0	0	0	0	0	0	0	0	0	0	0
3499. Totals (Lines 3401 thru 3403 plus 3498)(Line 34 above) .....	0	0	0	0	0	0	0	0	0	0	0	0

(a) Finance and service charges not included in Lines 1 to 35 \$ .....

(b) For health business on indicated lines report: Number of persons insured under PPO managed care products ..... and number of persons insured under indemnity only products .....



ANNUAL STATEMENT FOR THE YEAR 2017 OF THE Dealers Assurance Company

EXHIBIT OF PREMIUMS AND LOSSES (Statutory Page 14)

NAIC Group Code 0000 BUSINESS IN THE STATE OF Montana DURING THE YEAR 2017 NAIC Company Code 16705

Line of Business	Gross Premiums, Including Policy and Membership Fees, Less Return Premiums and Premiums on Policies not Taken		3 Dividends Paid or Credited to Policyholders on Direct Business	4 Direct Unearned Premium Reserves	5 Direct Losses Paid (deducting salvage)	6 Direct Losses Incurred	7 Direct Losses Unpaid	8 Direct Defense and Cost Containment Expense Paid	9 Direct Defense and Cost Containment Expense Incurred	10 Direct Defense and Cost Containment Expense Unpaid	11 Commissions and Brokerage Expenses	12 Taxes, Licenses and Fees
	1 Direct Premiums Written	2 Direct Premiums Earned										
1. Fire .....												
2.1 Allied lines .....												
2.2 Multiple peril crop .....												
2.3 Federal flood .....												
2.4 Private crop .....												
2.5 Private flood .....												
3. Farmowners multiple peril .....												
4. Homeowners multiple peril .....												
5.1 Commercial multiple peril (non-liability portion) .....												
5.2 Commercial multiple peril (liability portion) .....												
6. Mortgage guaranty .....												
8. Ocean marine .....												
9. Inland marine .....												
10. Financial guaranty .....												
11. Medical professional liability .....												
12. Earthquake .....												
13. Group accident and health (b) .....												
14. Credit accident and health (group and individual) .....												
15.1 Collectively renewable accident and health (b) .....												
15.2 Non-cancelable accident and health(b) .....												
15.3 Guaranteed renewable accident and health(b) .....												
15.4 Non-renewable for stated reasons only (b) .....												
15.5 Other accident only .....												
15.6 Medicare Title XVIII exempt from state taxes or fees .....												
15.7 All other accident and health (b) .....												
15.8 Federal employees health benefits plan premium (b) .....												
16. Workers' compensation .....												
17.1 Other Liability - occurrence .....												
17.2 Other Liability - claims made .....												
17.3 Excess workers' compensation .....												
18. Products liability .....												
19.1 Private passenger auto no-fault (personal injury protection) .....												
19.2 Other private passenger auto liability .....												
19.3 Commercial auto no-fault (personal injury protection) .....												
19.4 Other commercial auto liability .....												
21.1 Private passenger auto physical damage .....												
21.2 Commercial auto physical damage .....												
22. Aircraft (all perils) .....												
23. Fidelity .....												
24. Surety .....												
26. Burglary and theft .....												
27. Boiler and machinery .....												
28. Credit .....												
30. Warranty .....	174,359	148,730		188,380	105,908	106,379	4,744					6,695
34. Aggregate write-ins for other lines of business .....	0	0	0	0	0	0	0	0	0	0	0	0
35. TOTALS (a) .....	174,359	148,730	0	188,380	105,908	106,379	4,744	0	0	0	0	6,695
DETAILS OF WRITE-INS												
3401. ....												
3402. ....												
3403. ....												
3498. Summary of remaining write-ins for Line 34 from overflow page .....	0	0	0	0	0	0	0	0	0	0	0	0
3499. Totals (Lines 3401 thru 3403 plus 3498)(Line 34 above) .....	0	0	0	0	0	0	0	0	0	0	0	0

(a) Finance and service charges not included in Lines 1 to 35 \$ .....

(b) For health business on indicated lines report: Number of persons insured under PPO managed care products ..... and number of persons insured under indemnity only products .....





ANNUAL STATEMENT FOR THE YEAR 2017 OF THE Dealers Assurance Company  
EXHIBIT OF PREMIUMS AND LOSSES (Statutory Page 14)

NAIC Group Code 0000 BUSINESS IN THE STATE OF Nebraska DURING THE YEAR 2017 NAIC Company Code 16705

Line of Business	Gross Premiums, Including Policy and Membership Fees, Less Return Premiums and Premiums on Policies not Taken		3 Dividends Paid or Credited to Policyholders on Direct Business	4 Direct Unearned Premium Reserves	5 Direct Losses Paid (deducting salvage)	6 Direct Losses Incurred	7 Direct Losses Unpaid	8 Direct Defense and Cost Containment Expense Paid	9 Direct Defense and Cost Containment Expense Incurred	10 Direct Defense and Cost Containment Expense Unpaid	11 Commissions and Brokerage Expenses	12 Taxes, Licenses and Fees
	1 Direct Premiums Written	2 Direct Premiums Earned										
1. Fire .....												
2.1 Allied lines .....												
2.2 Multiple peril crop .....												
2.3 Federal flood .....												
2.4 Private crop .....												
2.5 Private flood .....												
3. Farmowners multiple peril .....												
4. Homeowners multiple peril .....												
5.1 Commercial multiple peril (non-liability portion) .....												
5.2 Commercial multiple peril (liability portion) .....												
6. Mortgage guaranty .....												
8. Ocean marine .....												
9. Inland marine .....												
10. Financial guaranty .....												
11. Medical professional liability .....												
12. Earthquake .....												
13. Group accident and health (b) .....												
14. Credit accident and health (group and individual) .....												
15.1 Collectively renewable accident and health (b) .....												
15.2 Non-cancelable accident and health(b) .....												
15.3 Guaranteed renewable accident and health(b) .....												
15.4 Non-renewable for stated reasons only (b) .....												
15.5 Other accident only .....												
15.6 Medicare Title XVIII exempt from state taxes or fees .....												
15.7 All other accident and health (b) .....												
15.8 Federal employees health benefits plan premium (b) .....												
16. Workers' compensation .....												
17.1 Other Liability - occurrence .....												
17.2 Other Liability - claims made .....												
17.3 Excess workers' compensation .....												
18. Products liability .....												
19.1 Private passenger auto no-fault (personal injury protection) .....												
19.2 Other private passenger auto liability .....												
19.3 Commercial auto no-fault (personal injury protection) .....												
19.4 Other commercial auto liability .....												
21.1 Private passenger auto physical damage .....												
21.2 Commercial auto physical damage .....												
22. Aircraft (all perils) .....												
23. Fidelity .....												
24. Surety .....												
26. Burglary and theft .....												
27. Boiler and machinery .....												
28. Credit .....												
30. Warranty .....	382,475	254,834		480,188	95,914	100,497	14,562					4,225
34. Aggregate write-ins for other lines of business .....	0	0	0	0	0	0	0	0	0	0	0	0
35. TOTALS (a) .....	382,475	254,834	0	480,188	95,914	100,497	14,562	0	0	0	0	4,225
DETAILS OF WRITE-INS												
3401. ....												
3402. ....												
3403. ....												
3498. Summary of remaining write-ins for Line 34 from overflow page .....	0	0	0	0	0	0	0	0	0	0	0	0
3499. Totals (Lines 3401 thru 3403 plus 3498)(Line 34 above) .....	0	0	0	0	0	0	0	0	0	0	0	0

(a) Finance and service charges not included in Lines 1 to 35 \$ .....  
(b) For health business on indicated lines report: Number of persons insured under PPO managed care products ..... and number of persons insured under indemnity only products .....



ANNUAL STATEMENT FOR THE YEAR 2017 OF THE Dealers Assurance Company

EXHIBIT OF PREMIUMS AND LOSSES (Statutory Page 14)

NAIC Group Code 0000 BUSINESS IN THE STATE OF Nevada DURING THE YEAR 2017 NAIC Company Code 16705

Line of Business	Gross Premiums, Including Policy and Membership Fees, Less Return Premiums and Premiums on Policies not Taken		3 Dividends Paid or Credited to Policyholders on Direct Business	4 Direct Unearned Premium Reserves	5 Direct Losses Paid (deducting salvage)	6 Direct Losses Incurred	7 Direct Losses Unpaid	8 Direct Defense and Cost Containment Expense Paid	9 Direct Defense and Cost Containment Expense Incurred	10 Direct Defense and Cost Containment Expense Unpaid	11 Commissions and Brokerage Expenses	12 Taxes, Licenses and Fees
	1 Direct Premiums Written	2 Direct Premiums Earned										
1. Fire .....												
2.1 Allied lines .....												
2.2 Multiple peril crop .....												
2.3 Federal flood .....												
2.4 Private crop .....												
2.5 Private flood .....												
3. Farmowners multiple peril .....												
4. Homeowners multiple peril .....												
5.1 Commercial multiple peril (non-liability portion) .....												
5.2 Commercial multiple peril (liability portion) .....												
6. Mortgage guaranty .....												
8. Ocean marine .....												
9. Inland marine .....												
10. Financial guaranty .....												
11. Medical professional liability .....												
12. Earthquake .....												
13. Group accident and health (b) .....												
14. Credit accident and health (group and individual) .....												
15.1 Collectively renewable accident and health (b) .....												
15.2 Non-cancelable accident and health(b) .....												
15.3 Guaranteed renewable accident and health(b) .....												
15.4 Non-renewable for stated reasons only (b) .....												
15.5 Other accident only .....												
15.6 Medicare Title XVIII exempt from state taxes or fees .....												
15.7 All other accident and health (b) .....												
15.8 Federal employees health benefits plan premium (b) .....												
16. Workers' compensation .....												
17.1 Other Liability - occurrence .....	23,851	36,323		44,655	0	0						835
17.2 Other Liability - claims made .....												
17.3 Excess workers' compensation .....												
18. Products liability .....												
19.1 Private passenger auto no-fault (personal injury protection) .....												
19.2 Other private passenger auto liability .....												
19.3 Commercial auto no-fault (personal injury protection) .....												
19.4 Other commercial auto liability .....												
21.1 Private passenger auto physical damage .....												
21.2 Commercial auto physical damage .....												
22. Aircraft (all perils) .....												
23. Fidelity .....												
24. Surety .....												
26. Burglary and theft .....												
27. Boiler and machinery .....												
28. Credit .....												
30. Warranty .....	230,403	272,087		242,867	132,829	131,839	6,481					11,969
34. Aggregate write-ins for other lines of business .....	0	0	0	0	0	0	0	0	0	0	0	0
35. TOTALS (a) .....	254,254	308,410	0	287,522	132,829	131,839	6,481	0	0	0	0	12,804
DETAILS OF WRITE-INS												
3401. ....												
3402. ....												
3403. ....												
3498. Summary of remaining write-ins for Line 34 from overflow page .....	0	0	0	0	0	0	0	0	0	0	0	0
3499. Totals (Lines 3401 thru 3403 plus 3498)(Line 34 above) .....	0	0	0	0	0	0	0	0	0	0	0	0

(a) Finance and service charges not included in Lines 1 to 35 \$ .....

(b) For health business on indicated lines report: Number of persons insured under PPO managed care products ..... and number of persons insured under indemnity only products .....



ANNUAL STATEMENT FOR THE YEAR 2017 OF THE Dealers Assurance Company

EXHIBIT OF PREMIUMS AND LOSSES (Statutory Page 14)

NAIC Group Code 0000 BUSINESS IN THE STATE OF New Hampshire DURING THE YEAR 2017 NAIC Company Code 16705

Line of Business	Gross Premiums, Including Policy and Membership Fees, Less Return Premiums and Premiums on Policies not Taken		3 Dividends Paid or Credited to Policyholders on Direct Business	4 Direct Unearned Premium Reserves	5 Direct Losses Paid (deducting salvage)	6 Direct Losses Incurred	7 Direct Losses Unpaid	8 Direct Defense and Cost Containment Expense Paid	9 Direct Defense and Cost Containment Expense Incurred	10 Direct Defense and Cost Containment Expense Unpaid	11 Commissions and Brokerage Expenses	12 Taxes, Licenses and Fees
	1 Direct Premiums Written	2 Direct Premiums Earned										
1. Fire .....												
2.1 Allied lines .....												
2.2 Multiple peril crop .....												
2.3 Federal flood .....												
2.4 Private crop .....												
2.5 Private flood .....												
3. Farmowners multiple peril .....												
4. Homeowners multiple peril .....												
5.1 Commercial multiple peril (non-liability portion) .....												
5.2 Commercial multiple peril (liability portion) .....												
6. Mortgage guaranty .....												
8. Ocean marine .....												
9. Inland marine .....												
10. Financial guaranty .....												
11. Medical professional liability .....												
12. Earthquake .....												
13. Group accident and health (b) .....												
14. Credit accident and health (group and individual) .....												
15.1 Collectively renewable accident and health (b) .....												
15.2 Non-cancelable accident and health(b) .....												
15.3 Guaranteed renewable accident and health(b) .....												
15.4 Non-renewable for stated reasons only (b) .....												
15.5 Other accident only .....												
15.6 Medicare Title XVIII exempt from state taxes or fees .....												
15.7 All other accident and health (b) .....												
15.8 Federal employees health benefits plan premium (b) .....												
16. Workers' compensation .....												
17.1 Other Liability - occurrence .....	28,130	3,896		33,660	2,718	4,419	2,040					352
17.2 Other Liability - claims made .....												
17.3 Excess workers' compensation .....												
18. Products liability .....												
19.1 Private passenger auto no-fault (personal injury protection) .....												
19.2 Other private passenger auto liability .....												
19.3 Commercial auto no-fault (personal injury protection) .....												
19.4 Other commercial auto liability .....												
21.1 Private passenger auto physical damage .....												
21.2 Commercial auto physical damage .....												
22. Aircraft (all perils) .....												
23. Fidelity .....												
24. Surety .....												
26. Burglary and theft .....												
27. Boiler and machinery .....												
28. Credit .....												
30. Warranty .....	180,735	259,815		184,134	133,845	131,848	4,913					2,469
34. Aggregate write-ins for other lines of business .....	0	0	0	0	0	0	0	0	0	0	0	0
35. TOTALS (a) .....	208,865	263,711	0	217,794	136,563	136,267	6,953	0	0	0	0	2,821
DETAILS OF WRITE-INS												
3401. ....												
3402. ....												
3403. ....												
3498. Summary of remaining write-ins for Line 34 from overflow page .....	0	0	0	0	0	0	0	0	0	0	0	0
3499. Totals (Lines 3401 thru 3403 plus 3498)(Line 34 above) .....	0	0	0	0	0	0	0	0	0	0	0	0

(a) Finance and service charges not included in Lines 1 to 35 \$ .....

(b) For health business on indicated lines report: Number of persons insured under PPO managed care products ..... and number of persons insured under indemnity only products .....



ANNUAL STATEMENT FOR THE YEAR 2017 OF THE Dealers Assurance Company

EXHIBIT OF PREMIUMS AND LOSSES (Statutory Page 14)

NAIC Group Code 0000 BUSINESS IN THE STATE OF New Jersey DURING THE YEAR 2017 NAIC Company Code 16705

Line of Business	Gross Premiums, Including Policy and Membership Fees, Less Return Premiums and Premiums on Policies not Taken		3 Dividends Paid or Credited to Policyholders on Direct Business	4 Direct Unearned Premium Reserves	5 Direct Losses Paid (deducting salvage)	6 Direct Losses Incurred	7 Direct Losses Unpaid	8 Direct Defense and Cost Containment Expense Paid	9 Direct Defense and Cost Containment Expense Incurred	10 Direct Defense and Cost Containment Expense Unpaid	11 Commissions and Brokerage Expenses	12 Taxes, Licenses and Fees
	1 Direct Premiums Written	2 Direct Premiums Earned										
1. Fire .....												
2.1 Allied lines .....												
2.2 Multiple peril crop .....												
2.3 Federal flood .....												
2.4 Private crop .....												
2.5 Private flood .....												
3. Farmowners multiple peril .....												
4. Homeowners multiple peril .....												
5.1 Commercial multiple peril (non-liability portion) .....												
5.2 Commercial multiple peril (liability portion) .....												
6. Mortgage guaranty .....												
8. Ocean marine .....												
9. Inland marine .....												
10. Financial guaranty .....												
11. Medical professional liability .....												
12. Earthquake .....												
13. Group accident and health (b) .....												
14. Credit accident and health (group and individual) .....												
15.1 Collectively renewable accident and health (b) .....												
15.2 Non-cancelable accident and health(b) .....												
15.3 Guaranteed renewable accident and health(b) .....												
15.4 Non-renewable for stated reasons only (b) .....												
15.5 Other accident only .....												
15.6 Medicare Title XVIII exempt from state taxes or fees .....												
15.7 All other accident and health (b) .....												
15.8 Federal employees health benefits plan premium (b) .....												
16. Workers' compensation .....												
17.1 Other Liability - occurrence .....	36,907	14,027		71,011	25,690	29,467	4,980					775
17.2 Other Liability - claims made .....												
17.3 Excess workers' compensation .....												
18. Products liability .....												
19.1 Private passenger auto no-fault (personal injury protection) .....												
19.2 Other private passenger auto liability .....												
19.3 Commercial auto no-fault (personal injury protection) .....												
19.4 Other commercial auto liability .....												
21.1 Private passenger auto physical damage .....												
21.2 Commercial auto physical damage .....												
22. Aircraft (all perils) .....												
23. Fidelity .....												
24. Surety .....												
26. Burglary and theft .....												
27. Boiler and machinery .....												
28. Credit .....												
30. Warranty .....	1,096,197	1,117,474		1,077,819	569,923	567,556	19,828				13,266	23,020
34. Aggregate write-ins for other lines of business .....	0	0	0	0	0	0	0	0	0	0	0	0
35. TOTALS (a) .....	1,133,104	1,131,501	0	1,148,830	595,613	597,023	24,808	0	0	0	13,266	23,795
DETAILS OF WRITE-INS												
3401. ....												
3402. ....												
3403. ....												
3498. Summary of remaining write-ins for Line 34 from overflow page .....	0	0	0	0	0	0	0	0	0	0	0	0
3499. Totals (Lines 3401 thru 3403 plus 3498)(Line 34 above) .....	0	0	0	0	0	0	0	0	0	0	0	0

(a) Finance and service charges not included in Lines 1 to 35 \$ .....

(b) For health business on indicated lines report: Number of persons insured under PPO managed care products ..... and number of persons insured under indemnity only products .....



ANNUAL STATEMENT FOR THE YEAR 2017 OF THE Dealers Assurance Company

EXHIBIT OF PREMIUMS AND LOSSES (Statutory Page 14)

NAIC Group Code 0000 BUSINESS IN THE STATE OF New Mexico DURING THE YEAR 2017 NAIC Company Code 16705

Line of Business	Gross Premiums, Including Policy and Membership Fees, Less Return Premiums and Premiums on Policies not Taken		3 Dividends Paid or Credited to Policyholders on Direct Business	4 Direct Unearned Premium Reserves	5 Direct Losses Paid (deducting salvage)	6 Direct Losses Incurred	7 Direct Losses Unpaid	8 Direct Defense and Cost Containment Expense Paid	9 Direct Defense and Cost Containment Expense Incurred	10 Direct Defense and Cost Containment Expense Unpaid	11 Commissions and Brokerage Expenses	12 Taxes, Licenses and Fees
	1 Direct Premiums Written	2 Direct Premiums Earned										
1. Fire .....												
2.1 Allied lines .....												
2.2 Multiple peril crop .....												
2.3 Federal flood .....												
2.4. Private crop .....												
2.5 Private flood .....												
3. Farmowners multiple peril .....												
4. Homeowners multiple peril .....												
5.1 Commercial multiple peril (non-liability portion) .....												
5.2 Commercial multiple peril (liability portion) .....												
6. Mortgage guaranty .....												
8. Ocean marine .....												
9. Inland marine .....												
10. Financial guaranty .....												
11. Medical professional liability .....												
12. Earthquake .....												
13. Group accident and health (b) .....												
14. Credit accident and health (group and individual) .....												
15.1 Collectively renewable accident and health (b) .....												
15.2 Non-cancelable accident and health(b) .....												
15.3 Guaranteed renewable accident and health(b) .....												
15.4 Non-renewable for stated reasons only (b) .....												
15.5 Other accident only .....												
15.6 Medicare Title XVIII exempt from state taxes or fees .....												
15.7 All other accident and health (b) .....												
15.8 Federal employees health benefits plan premium (b) .....												
16. Workers' compensation .....												
17.1 Other Liability - occurrence .....	623,000	353,791		1,162,393	86,183	101,297	23,070					18,709
17.2 Other Liability - claims made .....												
17.3 Excess workers' compensation .....												
18. Products liability .....												
19.1 Private passenger auto no-fault (personal injury protection) .....												
19.2 Other private passenger auto liability .....												
19.3 Commercial auto no-fault (personal injury protection) .....												
19.4 Other commercial auto liability .....												
21.1 Private passenger auto physical damage .....												
21.2 Commercial auto physical damage .....												
22. Aircraft (all perils) .....												
23. Fidelity .....												
24. Surety .....												
26. Burglary and theft .....												
27. Boiler and machinery .....												
28. Credit .....												
30. Warranty .....	1,595,260	1,840,782		1,754,801	173,686	172,521	11,259				(13,879)	50,456
34. Aggregate write-ins for other lines of business .....	0	0	0	0	0	0	0	0	0	0	0	0
35. TOTALS (a) .....	2,218,260	2,194,573	0	2,917,194	259,869	273,818	34,329	0	0	0	(13,879)	69,165
DETAILS OF WRITE-INS												
3401. ....												
3402. ....												
3403. ....												
3498. Summary of remaining write-ins for Line 34 from overflow page .....	0	0	0	0	0	0	0	0	0	0	0	0
3499. Totals (Lines 3401 thru 3403 plus 3498)(Line 34 above) .....	0	0	0	0	0	0	0	0	0	0	0	0

(a) Finance and service charges not included in Lines 1 to 35 \$ .....

(b) For health business on indicated lines report: Number of persons insured under PPO managed care products ..... and number of persons insured under indemnity only products .....



ANNUAL STATEMENT FOR THE YEAR 2017 OF THE Dealers Assurance Company  
EXHIBIT OF PREMIUMS AND LOSSES (Statutory Page 14)

NAIC Group Code 0000 BUSINESS IN THE STATE OF New York DURING THE YEAR 2017 NAIC Company Code 16705

Line of Business	Gross Premiums, Including Policy and Membership Fees, Less Return Premiums and Premiums on Policies not Taken		3 Dividends Paid or Credited to Policyholders on Direct Business	4 Direct Unearned Premium Reserves	5 Direct Losses Paid (deducting salvage)	6 Direct Losses Incurred	7 Direct Losses Unpaid	8 Direct Defense and Cost Containment Expense Paid	9 Direct Defense and Cost Containment Expense Incurred	10 Direct Defense and Cost Containment Expense Unpaid	11 Commissions and Brokerage Expenses	12 Taxes, Licenses and Fees
	1 Direct Premiums Written	2 Direct Premiums Earned										
1. Fire .....												
2.1 Allied lines .....												
2.2 Multiple peril crop .....												
2.3 Federal flood .....												
2.4 Private crop .....												
2.5 Private flood .....												
3. Farmowners multiple peril .....												
4. Homeowners multiple peril .....												
5.1 Commercial multiple peril (non-liability portion) .....												
5.2 Commercial multiple peril (liability portion) .....												
6. Mortgage guaranty .....												
8. Ocean marine .....												
9. Inland marine .....												
10. Financial guaranty .....												
11. Medical professional liability .....												
12. Earthquake .....												
13. Group accident and health (b) .....												
14. Credit accident and health (group and individual) .....												
15.1 Collectively renewable accident and health (b) .....												
15.2 Non-cancelable accident and health(b) .....												
15.3 Guaranteed renewable accident and health(b) .....												
15.4 Non-renewable for stated reasons only (b) .....												
15.5 Other accident only .....												
15.6 Medicare Title XVIII exempt from state taxes or fees .....												
15.7 All other accident and health (b) .....												
15.8 Federal employees health benefits plan premium (b) .....												
16. Workers' compensation .....												
17.1 Other Liability - occurrence .....												
17.2 Other Liability - claims made .....												
17.3 Excess workers' compensation .....												
18. Products liability .....												
19.1 Private passenger auto no-fault (personal injury protection) .....												
19.2 Other private passenger auto liability .....												
19.3 Commercial auto no-fault (personal injury protection) .....												
19.4 Other commercial auto liability .....												
21.1 Private passenger auto physical damage .....												
21.2 Commercial auto physical damage .....												
22. Aircraft (all perils) .....												
23. Fidelity .....												
24. Surety .....												
26. Burglary and theft .....												
27. Boiler and machinery .....												
28. Credit .....												
30. Warranty .....	3,486,929	3,675,961		3,747,223	2,665,869	2,661,920	94,091					69,739
34. Aggregate write-ins for other lines of business .....	0	0	0	0	0	0	0	0	0	0	0	0
35. TOTALS (a) .....	3,486,929	3,675,961	0	3,747,223	2,665,869	2,661,920	94,091	0	0	0	0	69,739
DETAILS OF WRITE-INS												
3401. ....												
3402. ....												
3403. ....												
3498. Summary of remaining write-ins for Line 34 from overflow page .....	0	0	0	0	0	0	0	0	0	0	0	0
3499. Totals (Lines 3401 thru 3403 plus 3498)(Line 34 above) .....	0	0	0	0	0	0	0	0	0	0	0	0

(a) Finance and service charges not included in Lines 1 to 35 \$ .....  
(b) For health business on indicated lines report: Number of persons insured under PPO managed care products ..... and number of persons insured under indemnity only products .....



ANNUAL STATEMENT FOR THE YEAR 2017 OF THE Dealers Assurance Company

EXHIBIT OF PREMIUMS AND LOSSES (Statutory Page 14)

NAIC Group Code 0000 BUSINESS IN THE STATE OF North Carolina DURING THE YEAR 2017 NAIC Company Code 16705

Line of Business	Gross Premiums, Including Policy and Membership Fees, Less Return Premiums and Premiums on Policies not Taken		3 Dividends Paid or Credited to Policyholders on Direct Business	4 Direct Unearned Premium Reserves	5 Direct Losses Paid (deducting salvage)	6 Direct Losses Incurred	7 Direct Losses Unpaid	8 Direct Defense and Cost Containment Expense Paid	9 Direct Defense and Cost Containment Expense Incurred	10 Direct Defense and Cost Containment Expense Unpaid	11 Commissions and Brokerage Expenses	12 Taxes, Licenses and Fees
	1 Direct Premiums Written	2 Direct Premiums Earned										
1. Fire .....												
2.1 Allied lines .....												
2.2 Multiple peril crop .....												
2.3 Federal flood .....												
2.4. Private crop .....												
2.5 Private flood .....												
3. Farmowners multiple peril .....												
4. Homeowners multiple peril .....												
5.1 Commercial multiple peril (non-liability portion) .....												
5.2 Commercial multiple peril (liability portion) .....												
6. Mortgage guaranty .....												
8. Ocean marine .....												
9. Inland marine .....												
10. Financial guaranty .....												
11. Medical professional liability .....												
12. Earthquake .....												
13. Group accident and health (b) .....												
14. Credit accident and health (group and individual) .....												
15.1 Collectively renewable accident and health (b) .....												
15.2 Non-cancelable accident and health(b) .....												
15.3 Guaranteed renewable accident and health(b) .....												
15.4 Non-renewable for stated reasons only (b) .....												
15.5 Other accident only .....												
15.6 Medicare Title XVIII exempt from state taxes or fees .....												
15.7 All other accident and health (b) .....												
15.8 Federal employees health benefits plan premium (b) .....												
16. Workers' compensation .....												
17.1 Other Liability - occurrence .....	953,554	256,431		2,176,581	501,855	574,284	126,478					18,118
17.2 Other Liability - claims made .....												
17.3 Excess workers' compensation .....												
18. Products liability .....												
19.1 Private passenger auto no-fault (personal injury protection) .....												
19.2 Other private passenger auto liability .....												
19.3 Commercial auto no-fault (personal injury protection) .....												
19.4 Other commercial auto liability .....												
21.1 Private passenger auto physical damage .....												
21.2 Commercial auto physical damage .....												
22. Aircraft (all perils) .....												
23. Fidelity .....												
24. Surety .....												
26. Burglary and theft .....												
27. Boiler and machinery .....												
28. Credit .....		22,175										
30. Warranty .....	6,865,738	8,017,127		12,694,129	5,145,653	5,028,446	239,709				3,402	133,949
34. Aggregate write-ins for other lines of business .....	0	0	0	0	0	0	0	0	0	0	0	0
35. TOTALS (a) .....	7,819,292	8,295,733	0	14,870,710	5,647,508	5,602,730	366,187	0	0	0	3,402	152,067
DETAILS OF WRITE-INS												
3401. ....												
3402. ....												
3403. ....												
3498. Summary of remaining write-ins for Line 34 from overflow page .....	0	0	0	0	0	0	0	0	0	0	0	0
3499. Totals (Lines 3401 thru 3403 plus 3498)(Line 34 above) .....	0	0	0	0	0	0	0	0	0	0	0	0

(a) Finance and service charges not included in Lines 1 to 35 \$ .....

(b) For health business on indicated lines report: Number of persons insured under PPO managed care products ..... and number of persons insured under indemnity only products .....



ANNUAL STATEMENT FOR THE YEAR 2017 OF THE Dealers Assurance Company

EXHIBIT OF PREMIUMS AND LOSSES (Statutory Page 14)

NAIC Group Code 0000 BUSINESS IN THE STATE OF North Dakota DURING THE YEAR 2017 NAIC Company Code 16705

Line of Business	Gross Premiums, Including Policy and Membership Fees, Less Return Premiums and Premiums on Policies not Taken		3 Dividends Paid or Credited to Policyholders on Direct Business	4 Direct Unearned Premium Reserves	5 Direct Losses Paid (deducting salvage)	6 Direct Losses Incurred	7 Direct Losses Unpaid	8 Direct Defense and Cost Containment Expense Paid	9 Direct Defense and Cost Containment Expense Incurred	10 Direct Defense and Cost Containment Expense Unpaid	11 Commissions and Brokerage Expenses	12 Taxes, Licenses and Fees
	1 Direct Premiums Written	2 Direct Premiums Earned										
1. Fire .....												
2.1 Allied lines .....												
2.2 Multiple peril crop .....												
2.3 Federal flood .....												
2.4 Private crop .....												
2.5 Private flood .....												
3. Farmowners multiple peril .....												
4. Homeowners multiple peril .....												
5.1 Commercial multiple peril (non-liability portion) .....												
5.2 Commercial multiple peril (liability portion) .....												
6. Mortgage guaranty .....												
8. Ocean marine .....												
9. Inland marine .....												
10. Financial guaranty .....												
11. Medical professional liability .....												
12. Earthquake .....												
13. Group accident and health (b) .....												
14. Credit accident and health (group and individual) .....												
15.1 Collectively renewable accident and health (b) .....												
15.2 Non-cancelable accident and health(b) .....												
15.3 Guaranteed renewable accident and health(b) .....												
15.4 Non-renewable for stated reasons only (b) .....												
15.5 Other accident only .....												
15.6 Medicare Title XVIII exempt from state taxes or fees .....												
15.7 All other accident and health (b) .....												
15.8 Federal employees health benefits plan premium (b) .....												
16. Workers' compensation .....												
17.1 Other Liability - occurrence .....												
17.2 Other Liability - claims made .....												
17.3 Excess workers' compensation .....												
18. Products liability .....												
19.1 Private passenger auto no-fault (personal injury protection) .....												
19.2 Other private passenger auto liability .....												
19.3 Commercial auto no-fault (personal injury protection) .....												
19.4 Other commercial auto liability .....												
21.1 Private passenger auto physical damage .....												
21.2 Commercial auto physical damage .....												
22. Aircraft (all perils) .....												
23. Fidelity .....												
24. Surety .....												
26. Burglary and theft .....												
27. Boiler and machinery .....												
28. Credit .....												
30. Warranty .....	45,239	81,499		95,887	78,425	77,514	2,559					867
34. Aggregate write-ins for other lines of business .....	0	0	0	0	0	0	0	0	0	0	0	0
35. TOTALS (a) .....	45,239	81,499	0	95,887	78,425	77,514	2,559	0	0	0	0	867
DETAILS OF WRITE-INS												
3401. ....												
3402. ....												
3403. ....												
3498. Summary of remaining write-ins for Line 34 from overflow page .....	0	0	0	0	0	0	0	0	0	0	0	0
3499. Totals (Lines 3401 thru 3403 plus 3498)(Line 34 above) .....	0	0	0	0	0	0	0	0	0	0	0	0

(a) Finance and service charges not included in Lines 1 to 35 \$ .....

(b) For health business on indicated lines report: Number of persons insured under PPO managed care products ..... and number of persons insured under indemnity only products .....





ANNUAL STATEMENT FOR THE YEAR 2017 OF THE Dealers Assurance Company

EXHIBIT OF PREMIUMS AND LOSSES (Statutory Page 14)

NAIC Group Code 0000 BUSINESS IN THE STATE OF Ohio DURING THE YEAR 2017 NAIC Company Code 16705

Line of Business	Gross Premiums, Including Policy and Membership Fees, Less Return Premiums and Premiums on Policies not Taken		3 Dividends Paid or Credited to Policyholders on Direct Business	4 Direct Unearned Premium Reserves	5 Direct Losses Paid (deducting salvage)	6 Direct Losses Incurred	7 Direct Losses Unpaid	8 Direct Defense and Cost Containment Expense Paid	9 Direct Defense and Cost Containment Expense Incurred	10 Direct Defense and Cost Containment Expense Unpaid	11 Commissions and Brokerage Expenses	12 Taxes, Licenses and Fees
	1 Direct Premiums Written	2 Direct Premiums Earned										
1. Fire .....												
2.1 Allied lines .....												
2.2 Multiple peril crop .....												
2.3 Federal flood .....												
2.4. Private crop .....												
2.5 Private flood .....												
3. Farmowners multiple peril .....												
4. Homeowners multiple peril .....												
5.1 Commercial multiple peril (non-liability portion) .....												
5.2 Commercial multiple peril (liability portion) .....												
6. Mortgage guaranty .....												
8. Ocean marine .....												
9. Inland marine .....												
10. Financial guaranty .....												
11. Medical professional liability .....												
12. Earthquake .....												
13. Group accident and health (b) .....												
14. Credit accident and health (group and individual) .....												
15.1 Collectively renewable accident and health (b) .....												
15.2 Non-cancelable accident and health(b) .....												
15.3 Guaranteed renewable accident and health(b) .....												
15.4 Non-renewable for stated reasons only (b) .....												
15.5 Other accident only .....												
15.6 Medicare Title XVIII exempt from state taxes or fees .....												
15.7 All other accident and health (b) .....												
15.8 Federal employees health benefits plan premium (b) .....												
16. Workers' compensation .....												
17.1 Other Liability - occurrence .....	1,411,213	641,678		2,681,969	335,095	381,779	135,931					19,757
17.2 Other Liability - claims made .....												
17.3 Excess workers' compensation .....												
18. Products liability .....												
19.1 Private passenger auto no-fault (personal injury protection) .....												
19.2 Other private passenger auto liability .....												
19.3 Commercial auto no-fault (personal injury protection) .....												
19.4 Other commercial auto liability .....												
21.1 Private passenger auto physical damage .....												
21.2 Commercial auto physical damage .....												
22. Aircraft (all perils) .....												
23. Fidelity .....												
24. Surety .....												
26. Burglary and theft .....												
27. Boiler and machinery .....												
28. Credit .....												
30. Warranty .....	10,686,896	6,216,316		13,224,769	2,731,067	2,713,023	88,050					181,623
34. Aggregate write-ins for other lines of business .....	0	0	0	0	0	0	0	0	0	0	0	0
35. TOTALS (a) .....	12,098,109	6,857,994	0	15,906,738	3,066,162	3,094,802	223,981	0	0	0	0	201,380
DETAILS OF WRITE-INS												
3401. ....												
3402. ....												
3403. ....												
3498. Summary of remaining write-ins for Line 34 from overflow page .....	0	0	0	0	0	0	0	0	0	0	0	0
3499. Totals (Lines 3401 thru 3403 plus 3498)(Line 34 above) .....	0	0	0	0	0	0	0	0	0	0	0	0

(a) Finance and service charges not included in Lines 1 to 35 \$ .....

(b) For health business on indicated lines report: Number of persons insured under PPO managed care products ..... and number of persons insured under indemnity only products .....



ANNUAL STATEMENT FOR THE YEAR 2017 OF THE Dealers Assurance Company

EXHIBIT OF PREMIUMS AND LOSSES (Statutory Page 14)

NAIC Group Code 0000 BUSINESS IN THE STATE OF Oklahoma DURING THE YEAR 2017 NAIC Company Code 16705

Line of Business	Gross Premiums, Including Policy and Membership Fees, Less Return Premiums and Premiums on Policies not Taken		3 Dividends Paid or Credited to Policyholders on Direct Business	4 Direct Unearned Premium Reserves	5 Direct Losses Paid (deducting salvage)	6 Direct Losses Incurred	7 Direct Losses Unpaid	8 Direct Defense and Cost Containment Expense Paid	9 Direct Defense and Cost Containment Expense Incurred	10 Direct Defense and Cost Containment Expense Unpaid	11 Commissions and Brokerage Expenses	12 Taxes, Licenses and Fees
	1 Direct Premiums Written	2 Direct Premiums Earned										
1. Fire .....												
2.1 Allied lines .....												
2.2 Multiple peril crop .....												
2.3 Federal flood .....												
2.4 Private crop .....												
2.5 Private flood .....												
3. Farmowners multiple peril .....												
4. Homeowners multiple peril .....												
5.1 Commercial multiple peril (non-liability portion) .....												
5.2 Commercial multiple peril (liability portion) .....												
6. Mortgage guaranty .....												
8. Ocean marine .....												
9. Inland marine .....												
10. Financial guaranty .....												
11. Medical professional liability .....												
12. Earthquake .....												
13. Group accident and health (b) .....												
14. Credit accident and health (group and individual) .....												
15.1 Collectively renewable accident and health (b) .....												
15.2 Non-cancelable accident and health(b) .....												
15.3 Guaranteed renewable accident and health(b) .....												
15.4 Non-renewable for stated reasons only (b) .....												
15.5 Other accident only .....												
15.6 Medicare Title XVIII exempt from state taxes or fees .....												
15.7 All other accident and health (b) .....												
15.8 Federal employees health benefits plan premium (b) .....												
16. Workers' compensation .....												
17.1 Other Liability - occurrence .....	372,754	218,349		455,808	180,746	208,372	61,934					0
17.2 Other Liability - claims made .....												
17.3 Excess workers' compensation .....												
18. Products liability .....												
19.1 Private passenger auto no-fault (personal injury protection) .....												
19.2 Other private passenger auto liability .....												
19.3 Commercial auto no-fault (personal injury protection) .....												
19.4 Other commercial auto liability .....												
21.1 Private passenger auto physical damage .....												
21.2 Commercial auto physical damage .....												
22. Aircraft (all perils) .....												
23. Fidelity .....												
24. Surety .....												
26. Burglary and theft .....												
27. Boiler and machinery .....												
28. Credit .....												
30. Warranty .....	44,646	126,988		63,661	52,937	50,796	1,692					1,745
34. Aggregate write-ins for other lines of business .....	0	0	0	0	0	0	0	0	0	0	0	0
35. TOTALS (a) .....	417,400	345,337	0	519,469	233,683	259,168	63,626	0	0	0	0	1,745
DETAILS OF WRITE-INS												
3401. ....												
3402. ....												
3403. ....												
3498. Summary of remaining write-ins for Line 34 from overflow page .....	0	0	0	0	0	0	0	0	0	0	0	0
3499. Totals (Lines 3401 thru 3403 plus 3498)(Line 34 above) .....	0	0	0	0	0	0	0	0	0	0	0	0

(a) Finance and service charges not included in Lines 1 to 35 \$ .....

(b) For health business on indicated lines report: Number of persons insured under PPO managed care products ..... and number of persons insured under indemnity only products .....



ANNUAL STATEMENT FOR THE YEAR 2017 OF THE Dealers Assurance Company

EXHIBIT OF PREMIUMS AND LOSSES (Statutory Page 14)

NAIC Group Code 0000 BUSINESS IN THE STATE OF Oregon DURING THE YEAR 2017 NAIC Company Code 16705

Line of Business	Gross Premiums, Including Policy and Membership Fees, Less Return Premiums and Premiums on Policies not Taken		3 Dividends Paid or Credited to Policyholders on Direct Business	4 Direct Unearned Premium Reserves	5 Direct Losses Paid (deducting salvage)	6 Direct Losses Incurred	7 Direct Losses Unpaid	8 Direct Defense and Cost Containment Expense Paid	9 Direct Defense and Cost Containment Expense Incurred	10 Direct Defense and Cost Containment Expense Unpaid	11 Commissions and Brokerage Expenses	12 Taxes, Licenses and Fees
	1 Direct Premiums Written	2 Direct Premiums Earned										
1. Fire .....												
2.1 Allied lines .....												
2.2 Multiple peril crop .....												
2.3 Federal flood .....												
2.4 Private crop .....												
2.5 Private flood .....												
3. Farmowners multiple peril .....												
4. Homeowners multiple peril .....												
5.1 Commercial multiple peril (non-liability portion) .....												
5.2 Commercial multiple peril (liability portion) .....												
6. Mortgage guaranty .....												
8. Ocean marine .....												
9. Inland marine .....												
10. Financial guaranty .....												
11. Medical professional liability .....												
12. Earthquake .....												
13. Group accident and health (b) .....												
14. Credit accident and health (group and individual) .....												
15.1 Collectively renewable accident and health (b) .....												
15.2 Non-cancelable accident and health(b) .....												
15.3 Guaranteed renewable accident and health(b) .....												
15.4 Non-renewable for stated reasons only (b) .....												
15.5 Other accident only .....												
15.6 Medicare Title XVIII exempt from state taxes or fees .....												
15.7 All other accident and health (b) .....												
15.8 Federal employees health benefits plan premium (b) .....												
16. Workers' compensation .....												
17.1 Other Liability - occurrence .....	(143,680)	(144,667)		28,399	4,613	5,348	1,721					0
17.2 Other Liability - claims made .....												
17.3 Excess workers' compensation .....												
18. Products liability .....												
19.1 Private passenger auto no-fault (personal injury protection) .....												
19.2 Other private passenger auto liability .....												
19.3 Commercial auto no-fault (personal injury protection) .....												
19.4 Other commercial auto liability .....												
21.1 Private passenger auto physical damage .....												
21.2 Commercial auto physical damage .....												
22. Aircraft (all perils) .....												
23. Fidelity .....												
24. Surety .....												
26. Burglary and theft .....												
27. Boiler and machinery .....												
28. Credit .....												
30. Warranty .....	60,684	41,847		49,514	7,823	8,339	1,321					1,500
34. Aggregate write-ins for other lines of business .....	0	0	0	0	0	0	0	0	0	0	0	0
35. TOTALS (a) .....	(82,996)	(102,820)	0	77,913	12,436	13,687	3,042	0	0	0	0	1,500
DETAILS OF WRITE-INS												
3401. ....												
3402. ....												
3403. ....												
3498. Summary of remaining write-ins for Line 34 from overflow page .....	0	0	0	0	0	0	0	0	0	0	0	0
3499. Totals (Lines 3401 thru 3403 plus 3498)(Line 34 above) .....	0	0	0	0	0	0	0	0	0	0	0	0

(a) Finance and service charges not included in Lines 1 to 35 \$ .....

(b) For health business on indicated lines report: Number of persons insured under PPO managed care products ..... and number of persons insured under indemnity only products .....



ANNUAL STATEMENT FOR THE YEAR 2017 OF THE Dealers Assurance Company

EXHIBIT OF PREMIUMS AND LOSSES (Statutory Page 14)

NAIC Group Code 0000 BUSINESS IN THE STATE OF Pennsylvania DURING THE YEAR 2017 NAIC Company Code 16705

Line of Business	Gross Premiums, Including Policy and Membership Fees, Less Return Premiums and Premiums on Policies not Taken		3 Dividends Paid or Credited to Policyholders on Direct Business	4 Direct Unearned Premium Reserves	5 Direct Losses Paid (deducting salvage)	6 Direct Losses Incurred	7 Direct Losses Unpaid	8 Direct Defense and Cost Containment Expense Paid	9 Direct Defense and Cost Containment Expense Incurred	10 Direct Defense and Cost Containment Expense Unpaid	11 Commissions and Brokerage Expenses	12 Taxes, Licenses and Fees
	1 Direct Premiums Written	2 Direct Premiums Earned										
1. Fire .....												
2.1 Allied lines .....												
2.2 Multiple peril crop .....												
2.3 Federal flood .....												
2.4. Private crop .....												
2.5 Private flood .....												
3. Farmowners multiple peril .....												
4. Homeowners multiple peril .....												
5.1 Commercial multiple peril (non-liability portion) .....												
5.2 Commercial multiple peril (liability portion) .....												
6. Mortgage guaranty .....												
8. Ocean marine .....												
9. Inland marine .....												
10. Financial guaranty .....												
11. Medical professional liability .....												
12. Earthquake .....												
13. Group accident and health (b) .....												
14. Credit accident and health (group and individual) .....												
15.1 Collectively renewable accident and health (b) .....												
15.2 Non-cancelable accident and health(b) .....												
15.3 Guaranteed renewable accident and health(b) .....												
15.4 Non-renewable for stated reasons only (b) .....												
15.5 Other accident only .....												
15.6 Medicare Title XVIII exempt from state taxes or fees .....												
15.7 All other accident and health (b) .....												
15.8 Federal employees health benefits plan premium (b) .....												
16. Workers' compensation .....												
17.1 Other Liability - occurrence .....	478,534	147,894		901,323	235,123	271,636	55,950					9,571
17.2 Other Liability - claims made .....												
17.3 Excess workers' compensation .....												
18. Products liability .....												
19.1 Private passenger auto no-fault (personal injury protection) .....												
19.2 Other private passenger auto liability .....												
19.3 Commercial auto no-fault (personal injury protection) .....												
19.4 Other commercial auto liability .....												
21.1 Private passenger auto physical damage .....												
21.2 Commercial auto physical damage .....												
22. Aircraft (all perils) .....												
23. Fidelity .....												
24. Surety .....												
26. Burglary and theft .....												
27. Boiler and machinery .....												
28. Credit .....		863										
30. Warranty .....	2,962,369	3,499,795		3,572,233	1,066,357	1,064,569	48,327				33,371	60,097
34. Aggregate write-ins for other lines of business .....	0	0	0	0	0	0	0	0	0	0	0	0
35. TOTALS (a) .....	3,440,903	3,648,552	0	4,473,556	1,301,480	1,336,205	104,277	0	0	0	33,371	69,668
DETAILS OF WRITE-INS												
3401. ....												
3402. ....												
3403. ....												
3498. Summary of remaining write-ins for Line 34 from overflow page .....	0	0	0	0	0	0	0	0	0	0	0	0
3499. Totals (Lines 3401 thru 3403 plus 3498)(Line 34 above) .....	0	0	0	0	0	0	0	0	0	0	0	0

(a) Finance and service charges not included in Lines 1 to 35 \$ .....

(b) For health business on indicated lines report: Number of persons insured under PPO managed care products ..... and number of persons insured under indemnity only products .....



ANNUAL STATEMENT FOR THE YEAR 2017 OF THE Dealers Assurance Company

EXHIBIT OF PREMIUMS AND LOSSES (Statutory Page 14)

NAIC Group Code 0000 BUSINESS IN THE STATE OF Rhode Island DURING THE YEAR 2017 NAIC Company Code 16705

Line of Business	Gross Premiums, Including Policy and Membership Fees, Less Return Premiums and Premiums on Policies not Taken		3 Dividends Paid or Credited to Policyholders on Direct Business	4 Direct Unearned Premium Reserves	5 Direct Losses Paid (deducting salvage)	6 Direct Losses Incurred	7 Direct Losses Unpaid	8 Direct Defense and Cost Containment Expense Paid	9 Direct Defense and Cost Containment Expense Incurred	10 Direct Defense and Cost Containment Expense Unpaid	11 Commissions and Brokerage Expenses	12 Taxes, Licenses and Fees
	1 Direct Premiums Written	2 Direct Premiums Earned										
1. Fire .....												
2.1 Allied lines .....												
2.2 Multiple peril crop .....												
2.3 Federal flood .....												
2.4 Private crop .....												
2.5 Private flood .....												
3. Farmowners multiple peril .....												
4. Homeowners multiple peril .....												
5.1 Commercial multiple peril (non-liability portion) .....												
5.2 Commercial multiple peril (liability portion) .....												
6. Mortgage guaranty .....												
8. Ocean marine .....												
9. Inland marine .....												
10. Financial guaranty .....												
11. Medical professional liability .....												
12. Earthquake .....												
13. Group accident and health (b) .....												
14. Credit accident and health (group and individual) .....												
15.1 Collectively renewable accident and health (b) .....												
15.2 Non-cancelable accident and health(b) .....												
15.3 Guaranteed renewable accident and health(b) .....												
15.4 Non-renewable for stated reasons only (b) .....												
15.5 Other accident only .....												
15.6 Medicare Title XVIII exempt from state taxes or fees .....												
15.7 All other accident and health (b) .....												
15.8 Federal employees health benefits plan premium (b) .....												
16. Workers' compensation .....												
17.1 Other Liability - occurrence .....												
17.2 Other Liability - claims made .....												
17.3 Excess workers' compensation .....												
18. Products liability .....												
19.1 Private passenger auto no-fault (personal injury protection) .....												
19.2 Other private passenger auto liability .....												
19.3 Commercial auto no-fault (personal injury protection) .....												
19.4 Other commercial auto liability .....												
21.1 Private passenger auto physical damage .....												
21.2 Commercial auto physical damage .....												
22. Aircraft (all perils) .....												
23. Fidelity .....												
24. Surety .....												
26. Burglary and theft .....												
27. Boiler and machinery .....												
28. Credit .....												
30. Warranty .....	135,280	108,591		161,007	89,448	90,218	4,296					3,195
34. Aggregate write-ins for other lines of business .....	0	0	0	0	0	0	0	0	0	0	0	0
35. TOTALS (a) .....	135,280	108,591	0	161,007	89,448	90,218	4,296	0	0	0	0	3,195
DETAILS OF WRITE-INS												
3401. ....												
3402. ....												
3403. ....												
3498. Summary of remaining write-ins for Line 34 from overflow page .....	0	0	0	0	0	0	0	0	0	0	0	0
3499. Totals (Lines 3401 thru 3403 plus 3498)(Line 34 above) .....	0	0	0	0	0	0	0	0	0	0	0	0

(a) Finance and service charges not included in Lines 1 to 35 \$ .....

(b) For health business on indicated lines report: Number of persons insured under PPO managed care products ..... and number of persons insured under indemnity only products .....



ANNUAL STATEMENT FOR THE YEAR 2017 OF THE Dealers Assurance Company

EXHIBIT OF PREMIUMS AND LOSSES (Statutory Page 14)

NAIC Group Code 0000 BUSINESS IN THE STATE OF South Carolina DURING THE YEAR 2017 NAIC Company Code 16705

Line of Business	Gross Premiums, Including Policy and Membership Fees, Less Return Premiums and Premiums on Policies not Taken		3 Dividends Paid or Credited to Policyholders on Direct Business	4 Direct Unearned Premium Reserves	5 Direct Losses Paid (deducting salvage)	6 Direct Losses Incurred	7 Direct Losses Unpaid	8 Direct Defense and Cost Containment Expense Paid	9 Direct Defense and Cost Containment Expense Incurred	10 Direct Defense and Cost Containment Expense Unpaid	11 Commissions and Brokerage Expenses	12 Taxes, Licenses and Fees
	1 Direct Premiums Written	2 Direct Premiums Earned										
1. Fire .....												
2.1 Allied lines .....												
2.2 Multiple peril crop .....												
2.3 Federal flood .....												
2.4. Private crop .....												
2.5 Private flood .....												
3. Farmowners multiple peril .....												
4. Homeowners multiple peril .....												
5.1 Commercial multiple peril (non-liability portion) .....												
5.2 Commercial multiple peril (liability portion) .....												
6. Mortgage guaranty .....												
8. Ocean marine .....												
9. Inland marine .....												
10. Financial guaranty .....												
11. Medical professional liability .....												
12. Earthquake .....												
13. Group accident and health (b) .....												
14. Credit accident and health (group and individual) .....												
15.1 Collectively renewable accident and health (b) .....												
15.2 Non-cancelable accident and health(b) .....												
15.3 Guaranteed renewable accident and health(b) .....												
15.4 Non-renewable for stated reasons only (b) .....												
15.5 Other accident only .....												
15.6 Medicare Title XVIII exempt from state taxes or fees .....												
15.7 All other accident and health (b) .....												
15.8 Federal employees health benefits plan premium (b) .....												
16. Workers' compensation .....												
17.1 Other Liability - occurrence .....	213,775	180,405		736,297	265,135	284,581	44,690					2,672
17.2 Other Liability - claims made .....												
17.3 Excess workers' compensation .....												
18. Products liability .....												
19.1 Private passenger auto no-fault (personal injury protection) .....												
19.2 Other private passenger auto liability .....												
19.3 Commercial auto no-fault (personal injury protection) .....												
19.4 Other commercial auto liability .....												
21.1 Private passenger auto physical damage .....												
21.2 Commercial auto physical damage .....												
22. Aircraft (all perils) .....												
23. Fidelity .....												
24. Surety .....												
26. Burglary and theft .....												
27. Boiler and machinery .....												
28. Credit .....												
30. Warranty .....	206,872	266,983		217,991	101,475	99,991	5,817					12,599
34. Aggregate write-ins for other lines of business .....	0	0	0	0	0	0	0	0	0	0	0	0
35. TOTALS (a) .....	420,647	447,388	0	954,288	366,610	384,572	50,507	0	0	0	0	15,271
DETAILS OF WRITE-INS												
3401. ....												
3402. ....												
3403. ....												
3498. Summary of remaining write-ins for Line 34 from overflow page .....	0	0	0	0	0	0	0	0	0	0	0	0
3499. Totals (Lines 3401 thru 3403 plus 3498)(Line 34 above) .....	0	0	0	0	0	0	0	0	0	0	0	0

(a) Finance and service charges not included in Lines 1 to 35 \$ .....

(b) For health business on indicated lines report: Number of persons insured under PPO managed care products ..... and number of persons insured under indemnity only products .....



ANNUAL STATEMENT FOR THE YEAR 2017 OF THE Dealers Assurance Company

EXHIBIT OF PREMIUMS AND LOSSES (Statutory Page 14)

NAIC Group Code 0000 BUSINESS IN THE STATE OF South Dakota DURING THE YEAR 2017 NAIC Company Code 16705

Line of Business	Gross Premiums, Including Policy and Membership Fees, Less Return Premiums and Premiums on Policies not Taken		3 Dividends Paid or Credited to Policyholders on Direct Business	4 Direct Unearned Premium Reserves	5 Direct Losses Paid (deducting salvage)	6 Direct Losses Incurred	7 Direct Losses Unpaid	8 Direct Defense and Cost Containment Expense Paid	9 Direct Defense and Cost Containment Expense Incurred	10 Direct Defense and Cost Containment Expense Unpaid	11 Commissions and Brokerage Expenses	12 Taxes, Licenses and Fees
	1 Direct Premiums Written	2 Direct Premiums Earned										
1. Fire .....												
2.1 Allied lines .....												
2.2 Multiple peril crop .....												
2.3 Federal flood .....												
2.4 Private crop .....												
2.5 Private flood .....												
3. Farmowners multiple peril .....												
4. Homeowners multiple peril .....												
5.1 Commercial multiple peril (non-liability portion) .....												
5.2 Commercial multiple peril (liability portion) .....												
6. Mortgage guaranty .....												
8. Ocean marine .....												
9. Inland marine .....												
10. Financial guaranty .....												
11. Medical professional liability .....												
12. Earthquake .....												
13. Group accident and health (b) .....												
14. Credit accident and health (group and individual) .....												
15.1 Collectively renewable accident and health (b) .....												
15.2 Non-cancelable accident and health(b) .....												
15.3 Guaranteed renewable accident and health(b) .....												
15.4 Non-renewable for stated reasons only (b) .....												
15.5 Other accident only .....												
15.6 Medicare Title XVIII exempt from state taxes or fees .....												
15.7 All other accident and health (b) .....												
15.8 Federal employees health benefits plan premium (b) .....												
16. Workers' compensation .....												
17.1 Other Liability - occurrence .....												
17.2 Other Liability - claims made .....												
17.3 Excess workers' compensation .....												
18. Products liability .....												
19.1 Private passenger auto no-fault (personal injury protection) .....												
19.2 Other private passenger auto liability .....												
19.3 Commercial auto no-fault (personal injury protection) .....												
19.4 Other commercial auto liability .....												
21.1 Private passenger auto physical damage .....												
21.2 Commercial auto physical damage .....												
22. Aircraft (all perils) .....												
23. Fidelity .....												
24. Surety .....												
26. Burglary and theft .....												
27. Boiler and machinery .....												
28. Credit .....												
30. Warranty .....	12,994	12,979		15,635	6,497	6,504	417					1,395
34. Aggregate write-ins for other lines of business .....	0	0	0	0	0	0	0	0	0	0	0	0
35. TOTALS (a) .....	12,994	12,979	0	15,635	6,497	6,504	417	0	0	0	0	1,395
DETAILS OF WRITE-INS												
3401. ....												
3402. ....												
3403. ....												
3498. Summary of remaining write-ins for Line 34 from overflow page .....	0	0	0	0	0	0	0	0	0	0	0	0
3499. Totals (Lines 3401 thru 3403 plus 3498)(Line 34 above) .....	0	0	0	0	0	0	0	0	0	0	0	0

(a) Finance and service charges not included in Lines 1 to 35 \$ .....

(b) For health business on indicated lines report: Number of persons insured under PPO managed care products ..... and number of persons insured under indemnity only products .....



ANNUAL STATEMENT FOR THE YEAR 2017 OF THE Dealers Assurance Company

EXHIBIT OF PREMIUMS AND LOSSES (Statutory Page 14)

NAIC Group Code 0000 BUSINESS IN THE STATE OF Tennessee DURING THE YEAR 2017 NAIC Company Code 16705

Line of Business	Gross Premiums, Including Policy and Membership Fees, Less Return Premiums and Premiums on Policies not Taken		3 Dividends Paid or Credited to Policyholders on Direct Business	4 Direct Unearned Premium Reserves	5 Direct Losses Paid (deducting salvage)	6 Direct Losses Incurred	7 Direct Losses Unpaid	8 Direct Defense and Cost Containment Expense Paid	9 Direct Defense and Cost Containment Expense Incurred	10 Direct Defense and Cost Containment Expense Unpaid	11 Commissions and Brokerage Expenses	12 Taxes, Licenses and Fees
	1 Direct Premiums Written	2 Direct Premiums Earned										
1. Fire .....												
2.1 Allied lines .....												
2.2 Multiple peril crop .....												
2.3 Federal flood .....												
2.4. Private crop .....												
2.5 Private flood .....												
3. Farmowners multiple peril .....												
4. Homeowners multiple peril .....												
5.1 Commercial multiple peril (non-liability portion) .....												
5.2 Commercial multiple peril (liability portion) .....												
6. Mortgage guaranty .....												
8. Ocean marine .....												
9. Inland marine .....												
10. Financial guaranty .....												
11. Medical professional liability .....												
12. Earthquake .....												
13. Group accident and health (b) .....												
14. Credit accident and health (group and individual) .....												
15.1 Collectively renewable accident and health (b) .....												
15.2 Non-cancelable accident and health(b) .....												
15.3 Guaranteed renewable accident and health(b) .....												
15.4 Non-renewable for stated reasons only (b) .....												
15.5 Other accident only .....												
15.6 Medicare Title XVIII exempt from state taxes or fees .....												
15.7 All other accident and health (b) .....												
15.8 Federal employees health benefits plan premium (b) .....												
16. Workers' compensation .....												
17.1 Other Liability - occurrence .....	347,555	145,654		735,524	1,821,349	1,850,581	48,424					8,689
17.2 Other Liability - claims made .....												
17.3 Excess workers' compensation .....												
18. Products liability .....												
19.1 Private passenger auto no-fault (personal injury protection) .....												
19.2 Other private passenger auto liability .....												
19.3 Commercial auto no-fault (personal injury protection) .....												
19.4 Other commercial auto liability .....												
21.1 Private passenger auto physical damage .....												
21.2 Commercial auto physical damage .....												
22. Aircraft (all perils) .....												
23. Fidelity .....												
24. Surety .....												
26. Burglary and theft .....												
27. Boiler and machinery .....												
28. Credit .....												
30. Warranty .....	2,135,145	1,804,364		2,136,610	672,484	681,791	52,408					53,894
34. Aggregate write-ins for other lines of business .....	0	0	0	0	0	0	0	0	0	0	0	0
35. TOTALS (a) .....	2,482,700	1,950,018	0	2,872,134	2,493,833	2,532,372	100,832	0	0	0	0	62,583
DETAILS OF WRITE-INS												
3401. ....												
3402. ....												
3403. ....												
3498. Summary of remaining write-ins for Line 34 from overflow page .....	0	0	0	0	0	0	0	0	0	0	0	0
3499. Totals (Lines 3401 thru 3403 plus 3498)(Line 34 above) .....	0	0	0	0	0	0	0	0	0	0	0	0

(a) Finance and service charges not included in Lines 1 to 35 \$ .....

(b) For health business on indicated lines report: Number of persons insured under PPO managed care products ..... and number of persons insured under indemnity only products .....





ANNUAL STATEMENT FOR THE YEAR 2017 OF THE Dealers Assurance Company

EXHIBIT OF PREMIUMS AND LOSSES (Statutory Page 14)

NAIC Group Code 0000 BUSINESS IN THE STATE OF Texas DURING THE YEAR 2017 NAIC Company Code 16705

Line of Business	Gross Premiums, Including Policy and Membership Fees, Less Return Premiums and Premiums on Policies not Taken		3 Dividends Paid or Credited to Policyholders on Direct Business	4 Direct Unearned Premium Reserves	5 Direct Losses Paid (deducting salvage)	6 Direct Losses Incurred	7 Direct Losses Unpaid	8 Direct Defense and Cost Containment Expense Paid	9 Direct Defense and Cost Containment Expense Incurred	10 Direct Defense and Cost Containment Expense Unpaid	11 Commissions and Brokerage Expenses	12 Taxes, Licenses and Fees
	1 Direct Premiums Written	2 Direct Premiums Earned										
1. Fire .....												
2.1 Allied lines .....												
2.2 Multiple peril crop .....												
2.3 Federal flood .....												
2.4. Private crop .....												
2.5 Private flood .....												
3. Farmowners multiple peril .....												
4. Homeowners multiple peril .....												
5.1 Commercial multiple peril (non-liability portion) .....												
5.2 Commercial multiple peril (liability portion) .....												
6. Mortgage guaranty .....												
8. Ocean marine .....												
9. Inland marine .....												
10. Financial guaranty .....												
11. Medical professional liability .....												
12. Earthquake .....												
13. Group accident and health (b) .....												
14. Credit accident and health (group and individual) .....												
15.1 Collectively renewable accident and health (b) .....												
15.2 Non-cancelable accident and health(b) .....												
15.3 Guaranteed renewable accident and health(b) .....												
15.4 Non-renewable for stated reasons only (b) .....												
15.5 Other accident only .....												
15.6 Medicare Title XVIII exempt from state taxes or fees .....												
15.7 All other accident and health (b) .....												
15.8 Federal employees health benefits plan premium (b) .....												
16. Workers' compensation .....												
17.1 Other Liability - occurrence .....	4,118,279	1,747,876		5,551,235	745,656	994,127	463,720					65,892
17.2 Other Liability - claims made .....												
17.3 Excess workers' compensation .....												
18. Products liability .....												
19.1 Private passenger auto no-fault (personal injury protection) .....												
19.2 Other private passenger auto liability .....												
19.3 Commercial auto no-fault (personal injury protection) .....												
19.4 Other commercial auto liability .....												
21.1 Private passenger auto physical damage .....												
21.2 Commercial auto physical damage .....												
22. Aircraft (all perils) .....												
23. Fidelity .....												
24. Surety .....												
26. Burglary and theft .....												
27. Boiler and machinery .....												
28. Credit .....												
30. Warranty .....	34,536,228	33,247,843		71,214,614	13,030,592	12,943,771	1,569,186					580,024
34. Aggregate write-ins for other lines of business .....	0	0	0	0	0	0	0	0	0	0	0	0
35. TOTALS (a) .....	38,654,507	34,995,719	0	76,765,849	13,776,248	13,937,898	2,032,906	0	0	0	0	645,916
DETAILS OF WRITE-INS												
3401. ....												
3402. ....												
3403. ....												
3498. Summary of remaining write-ins for Line 34 from overflow page .....	0	0	0	0	0	0	0	0	0	0	0	0
3499. Totals (Lines 3401 thru 3403 plus 3498)(Line 34 above) .....	0	0	0	0	0	0	0	0	0	0	0	0

(a) Finance and service charges not included in Lines 1 to 35 \$ .....

(b) For health business on indicated lines report: Number of persons insured under PPO managed care products ..... and number of persons insured under indemnity only products .....



ANNUAL STATEMENT FOR THE YEAR 2017 OF THE Dealers Assurance Company

EXHIBIT OF PREMIUMS AND LOSSES (Statutory Page 14)

NAIC Group Code 0000 BUSINESS IN THE STATE OF Utah DURING THE YEAR 2017 NAIC Company Code 16705

Line of Business	Gross Premiums, Including Policy and Membership Fees, Less Return Premiums and Premiums on Policies not Taken		3 Dividends Paid or Credited to Policyholders on Direct Business	4 Direct Unearned Premium Reserves	5 Direct Losses Paid (deducting salvage)	6 Direct Losses Incurred	7 Direct Losses Unpaid	8 Direct Defense and Cost Containment Expense Paid	9 Direct Defense and Cost Containment Expense Incurred	10 Direct Defense and Cost Containment Expense Unpaid	11 Commissions and Brokerage Expenses	12 Taxes, Licenses and Fees
	1 Direct Premiums Written	2 Direct Premiums Earned										
1. Fire .....												
2.1 Allied lines .....												
2.2 Multiple peril crop .....												
2.3 Federal flood .....												
2.4 Private crop .....												
2.5 Private flood .....												
3. Farmowners multiple peril .....												
4. Homeowners multiple peril .....												
5.1 Commercial multiple peril (non-liability portion) .....												
5.2 Commercial multiple peril (liability portion) .....												
6. Mortgage guaranty .....												
8. Ocean marine .....												
9. Inland marine .....												
10. Financial guaranty .....												
11. Medical professional liability .....												
12. Earthquake .....												
13. Group accident and health (b) .....												
14. Credit accident and health (group and individual) .....												
15.1 Collectively renewable accident and health (b) .....												
15.2 Non-cancelable accident and health(b) .....												
15.3 Guaranteed renewable accident and health(b) .....												
15.4 Non-renewable for stated reasons only (b) .....												
15.5 Other accident only .....												
15.6 Medicare Title XVIII exempt from state taxes or fees .....												
15.7 All other accident and health (b) .....												
15.8 Federal employees health benefits plan premium (b) .....												
16. Workers' compensation .....												
17.1 Other Liability - occurrence .....												
17.2 Other Liability - claims made .....												
17.3 Excess workers' compensation .....												
18. Products liability .....												
19.1 Private passenger auto no-fault (personal injury protection) .....												
19.2 Other private passenger auto liability .....												
19.3 Commercial auto no-fault (personal injury protection) .....												
19.4 Other commercial auto liability .....												
21.1 Private passenger auto physical damage .....												
21.2 Commercial auto physical damage .....												
22. Aircraft (all perils) .....												
23. Fidelity .....												
24. Surety .....												
26. Burglary and theft .....												
27. Boiler and machinery .....												
28. Credit .....												
30. Warranty .....	18,502	8,495		16,929	801	1,071	452					1,791
34. Aggregate write-ins for other lines of business .....	0	0	0	0	0	0	0	0	0	0	0	0
35. TOTALS (a) .....	18,502	8,495	0	16,929	801	1,071	452	0	0	0	0	1,791
DETAILS OF WRITE-INS												
3401. ....												
3402. ....												
3403. ....												
3498. Summary of remaining write-ins for Line 34 from overflow page .....	0	0	0	0	0	0	0	0	0	0	0	0
3499. Totals (Lines 3401 thru 3403 plus 3498)(Line 34 above) .....	0	0	0	0	0	0	0	0	0	0	0	0

(a) Finance and service charges not included in Lines 1 to 35 \$ .....  
(b) For health business on indicated lines report: Number of persons insured under PPO managed care products ..... and number of persons insured under indemnity only products .....



ANNUAL STATEMENT FOR THE YEAR 2017 OF THE Dealers Assurance Company

EXHIBIT OF PREMIUMS AND LOSSES (Statutory Page 14)

NAIC Group Code 0000 BUSINESS IN THE STATE OF Vermont DURING THE YEAR 2017 NAIC Company Code 16705

Line of Business	Gross Premiums, Including Policy and Membership Fees, Less Return Premiums and Premiums on Policies not Taken		3 Dividends Paid or Credited to Policyholders on Direct Business	4 Direct Unearned Premium Reserves	5 Direct Losses Paid (deducting salvage)	6 Direct Losses Incurred	7 Direct Losses Unpaid	8 Direct Defense and Cost Containment Expense Paid	9 Direct Defense and Cost Containment Expense Incurred	10 Direct Defense and Cost Containment Expense Unpaid	11 Commissions and Brokerage Expenses	12 Taxes, Licenses and Fees
	1 Direct Premiums Written	2 Direct Premiums Earned										
1. Fire .....												
2.1 Allied lines .....												
2.2 Multiple peril crop .....												
2.3 Federal flood .....												
2.4. Private crop .....												
2.5 Private flood .....												
3. Farmowners multiple peril .....												
4. Homeowners multiple peril .....												
5.1 Commercial multiple peril (non-liability portion) .....												
5.2 Commercial multiple peril (liability portion) .....												
6. Mortgage guaranty .....												
8. Ocean marine .....												
9. Inland marine .....												
10. Financial guaranty .....												
11. Medical professional liability .....												
12. Earthquake .....												
13. Group accident and health (b) .....												
14. Credit accident and health (group and individual) .....												
15.1 Collectively renewable accident and health (b) .....												
15.2 Non-cancelable accident and health(b) .....												
15.3 Guaranteed renewable accident and health(b) .....												
15.4 Non-renewable for stated reasons only (b) .....												
15.5 Other accident only .....												
15.6 Medicare Title XVIII exempt from state taxes or fees .....												
15.7 All other accident and health (b) .....												
15.8 Federal employees health benefits plan premium (b) .....												
16. Workers' compensation .....												
17.1 Other Liability - occurrence .....	(4,476)	16,692		55,895	22,530	23,146	3,388					(90)
17.2 Other Liability - claims made .....												
17.3 Excess workers' compensation .....												
18. Products liability .....												
19.1 Private passenger auto no-fault (personal injury protection) .....												
19.2 Other private passenger auto liability .....												
19.3 Commercial auto no-fault (personal injury protection) .....												
19.4 Other commercial auto liability .....												
21.1 Private passenger auto physical damage .....												
21.2 Commercial auto physical damage .....												
22. Aircraft (all perils) .....												
23. Fidelity .....												
24. Surety .....												
26. Burglary and theft .....												
27. Boiler and machinery .....												
28. Credit .....												
30. Warranty .....	142,833	161,463		156,695	127,964	127,543	4,181					3,317
34. Aggregate write-ins for other lines of business .....	0	0	0	0	0	0	0	0	0	0	0	0
35. TOTALS (a) .....	138,357	178,155	0	212,590	150,494	150,689	7,569	0	0	0	0	3,227
DETAILS OF WRITE-INS												
3401. ....												
3402. ....												
3403. ....												
3498. Summary of remaining write-ins for Line 34 from overflow page .....	0	0	0	0	0	0	0	0	0	0	0	0
3499. Totals (Lines 3401 thru 3403 plus 3498)(Line 34 above) .....	0	0	0	0	0	0	0	0	0	0	0	0

(a) Finance and service charges not included in Lines 1 to 35 \$ .....  
(b) For health business on indicated lines report: Number of persons insured under PPO managed care products ..... and number of persons insured under indemnity only products .....



ANNUAL STATEMENT FOR THE YEAR 2017 OF THE Dealers Assurance Company

EXHIBIT OF PREMIUMS AND LOSSES (Statutory Page 14)

NAIC Group Code 0000 BUSINESS IN THE STATE OF Virginia DURING THE YEAR 2017 NAIC Company Code 16705

Line of Business	Gross Premiums, Including Policy and Membership Fees, Less Return Premiums and Premiums on Policies not Taken		3 Dividends Paid or Credited to Policyholders on Direct Business	4 Direct Unearned Premium Reserves	5 Direct Losses Paid (deducting salvage)	6 Direct Losses Incurred	7 Direct Losses Unpaid	8 Direct Defense and Cost Containment Expense Paid	9 Direct Defense and Cost Containment Expense Incurred	10 Direct Defense and Cost Containment Expense Unpaid	11 Commissions and Brokerage Expenses	12 Taxes, Licenses and Fees
	1 Direct Premiums Written	2 Direct Premiums Earned										
1. Fire .....												
2.1 Allied lines .....												
2.2 Multiple peril crop .....												
2.3 Federal flood .....												
2.4 Private crop .....												
2.5 Private flood .....												
3. Farmowners multiple peril .....												
4. Homeowners multiple peril .....												
5.1 Commercial multiple peril (non-liability portion) .....												
5.2 Commercial multiple peril (liability portion) .....												
6. Mortgage guaranty .....												
8. Ocean marine .....												
9. Inland marine .....												
10. Financial guaranty .....												
11. Medical professional liability .....												
12. Earthquake .....												
13. Group accident and health (b) .....												
14. Credit accident and health (group and individual) .....												
15.1 Collectively renewable accident and health (b) .....												
15.2 Non-cancelable accident and health(b) .....												
15.3 Guaranteed renewable accident and health(b) .....												
15.4 Non-renewable for stated reasons only (b) .....												
15.5 Other accident only .....												
15.6 Medicare Title XVIII exempt from state taxes or fees .....												
15.7 All other accident and health (b) .....												
15.8 Federal employees health benefits plan premium (b) .....												
16. Workers' compensation .....												
17.1 Other Liability - occurrence .....	13,944	5,828		22,953	9,330	10,188	1,391					314
17.2 Other Liability - claims made .....												
17.3 Excess workers' compensation .....												
18. Products liability .....												
19.1 Private passenger auto no-fault (personal injury protection) .....												
19.2 Other private passenger auto liability .....												
19.3 Commercial auto no-fault (personal injury protection) .....												
19.4 Other commercial auto liability .....												
21.1 Private passenger auto physical damage .....												
21.2 Commercial auto physical damage .....												
22. Aircraft (all perils) .....												
23. Fidelity .....												
24. Surety .....												
26. Burglary and theft .....												
27. Boiler and machinery .....												
28. Credit .....												
30. Warranty .....	1,062,856	995,847		1,016,424	421,675	423,873	27,122					24,014
34. Aggregate write-ins for other lines of business .....	0	0	0	0	0	0	0	0	0	0	0	0
35. TOTALS (a) .....	1,076,800	1,001,675	0	1,039,377	431,005	434,061	28,513	0	0	0	0	24,328
DETAILS OF WRITE-INS												
3401. ....												
3402. ....												
3403. ....												
3498. Summary of remaining write-ins for Line 34 from overflow page .....	0	0	0	0	0	0	0	0	0	0	0	0
3499. Totals (Lines 3401 thru 3403 plus 3498)(Line 34 above) .....	0	0	0	0	0	0	0	0	0	0	0	0

(a) Finance and service charges not included in Lines 1 to 35 \$ .....

(b) For health business on indicated lines report: Number of persons insured under PPO managed care products ..... and number of persons insured under indemnity only products .....



ANNUAL STATEMENT FOR THE YEAR 2017 OF THE Dealers Assurance Company

EXHIBIT OF PREMIUMS AND LOSSES (Statutory Page 14)

NAIC Group Code 0000 BUSINESS IN THE STATE OF Washington DURING THE YEAR 2017 NAIC Company Code 16705

Line of Business	Gross Premiums, Including Policy and Membership Fees, Less Return Premiums and Premiums on Policies not Taken		3 Dividends Paid or Credited to Policyholders on Direct Business	4 Direct Unearned Premium Reserves	5 Direct Losses Paid (deducting salvage)	6 Direct Losses Incurred	7 Direct Losses Unpaid	8 Direct Defense and Cost Containment Expense Paid	9 Direct Defense and Cost Containment Expense Incurred	10 Direct Defense and Cost Containment Expense Unpaid	11 Commissions and Brokerage Expenses	12 Taxes, Licenses and Fees
	1 Direct Premiums Written	2 Direct Premiums Earned										
1. Fire .....												
2.1 Allied lines .....												
2.2 Multiple peril crop .....												
2.3 Federal flood .....												
2.4 Private crop .....												
2.5 Private flood .....												
3. Farmowners multiple peril .....												
4. Homeowners multiple peril .....												
5.1 Commercial multiple peril (non-liability portion) .....												
5.2 Commercial multiple peril (liability portion) .....												
6. Mortgage guaranty .....												
8. Ocean marine .....												
9. Inland marine .....												
10. Financial guaranty .....												
11. Medical professional liability .....												
12. Earthquake .....												
13. Group accident and health (b) .....												
14. Credit accident and health (group and individual) .....												
15.1 Collectively renewable accident and health (b) .....												
15.2 Non-cancelable accident and health(b) .....												
15.3 Guaranteed renewable accident and health(b) .....												
15.4 Non-renewable for stated reasons only (b) .....												
15.5 Other accident only .....												
15.6 Medicare Title XVIII exempt from state taxes or fees .....												
15.7 All other accident and health (b) .....												
15.8 Federal employees health benefits plan premium (b) .....												
16. Workers' compensation .....												
17.1 Other Liability - occurrence .....	140,720	97,153		196,376	38,939	46,370	11,869					2,814
17.2 Other Liability - claims made .....												
17.3 Excess workers' compensation .....												
18. Products liability .....												
19.1 Private passenger auto no-fault (personal injury protection) .....												
19.2 Other private passenger auto liability .....												
19.3 Commercial auto no-fault (personal injury protection) .....												
19.4 Other commercial auto liability .....												
21.1 Private passenger auto physical damage .....												
21.2 Commercial auto physical damage .....												
22. Aircraft (all perils) .....												
23. Fidelity .....												
24. Surety .....												
26. Burglary and theft .....												
27. Boiler and machinery .....												
28. Credit .....												
30. Warranty .....	16,617,254	13,177,208		34,752,321	6,768,444	6,841,726	270,810					346,515
34. Aggregate write-ins for other lines of business .....	0	0	0	0	0	0	0	0	0	0	0	0
35. TOTALS (a) .....	16,757,974	13,274,361	0	34,948,697	6,807,383	6,888,096	282,679	0	0	0	0	349,329
DETAILS OF WRITE-INS												
3401. ....												
3402. ....												
3403. ....												
3498. Summary of remaining write-ins for Line 34 from overflow page .....	0	0	0	0	0	0	0	0	0	0	0	0
3499. Totals (Lines 3401 thru 3403 plus 3498)(Line 34 above) .....	0	0	0	0	0	0	0	0	0	0	0	0

(a) Finance and service charges not included in Lines 1 to 35 \$ .....

(b) For health business on indicated lines report: Number of persons insured under PPO managed care products ..... and number of persons insured under indemnity only products .....



ANNUAL STATEMENT FOR THE YEAR 2017 OF THE Dealers Assurance Company

EXHIBIT OF PREMIUMS AND LOSSES (Statutory Page 14)

NAIC Group Code 0000 BUSINESS IN THE STATE OF West Virginia DURING THE YEAR 2017 NAIC Company Code 16705

Line of Business	Gross Premiums, Including Policy and Membership Fees, Less Return Premiums and Premiums on Policies not Taken		3 Dividends Paid or Credited to Policyholders on Direct Business	4 Direct Unearned Premium Reserves	5 Direct Losses Paid (deducting salvage)	6 Direct Losses Incurred	7 Direct Losses Unpaid	8 Direct Defense and Cost Containment Expense Paid	9 Direct Defense and Cost Containment Expense Incurred	10 Direct Defense and Cost Containment Expense Unpaid	11 Commissions and Brokerage Expenses	12 Taxes, Licenses and Fees
	1 Direct Premiums Written	2 Direct Premiums Earned										
1. Fire .....												
2.1 Allied lines .....												
2.2 Multiple peril crop .....												
2.3 Federal flood .....												
2.4 Private crop .....												
2.5 Private flood .....												
3. Farmowners multiple peril .....												
4. Homeowners multiple peril .....												
5.1 Commercial multiple peril (non-liability portion) .....												
5.2 Commercial multiple peril (liability portion) .....												
6. Mortgage guaranty .....												
8. Ocean marine .....												
9. Inland marine .....												
10. Financial guaranty .....												
11. Medical professional liability .....												
12. Earthquake .....												
13. Group accident and health (b) .....												
14. Credit accident and health (group and individual) .....												
15.1 Collectively renewable accident and health (b) .....												
15.2 Non-cancelable accident and health(b) .....												
15.3 Guaranteed renewable accident and health(b) .....												
15.4 Non-renewable for stated reasons only (b) .....												
15.5 Other accident only .....												
15.6 Medicare Title XVIII exempt from state taxes or fees .....												
15.7 All other accident and health (b) .....												
15.8 Federal employees health benefits plan premium (b) .....												
16. Workers' compensation .....												
17.1 Other Liability - occurrence .....	138,775	20,833		160,545	21,971	41,472	19,501					4,163
17.2 Other Liability - claims made .....												
17.3 Excess workers' compensation .....												
18. Products liability .....												
19.1 Private passenger auto no-fault (personal injury protection) .....												
19.2 Other private passenger auto liability .....												
19.3 Commercial auto no-fault (personal injury protection) .....												
19.4 Other commercial auto liability .....												
21.1 Private passenger auto physical damage .....												
21.2 Commercial auto physical damage .....												
22. Aircraft (all perils) .....												
23. Fidelity .....												
24. Surety .....												
26. Burglary and theft .....												
27. Boiler and machinery .....												
28. Credit .....												
30. Warranty .....	319,594	308,605		349,620	209,605	210,044	9,329					10,978
34. Aggregate write-ins for other lines of business .....	0	0	0	0	0	0	0	0	0	0	0	0
35. TOTALS (a) .....	458,369	329,438	0	510,165	231,576	251,516	28,830	0	0	0	0	15,141
DETAILS OF WRITE-INS												
3401. ....												
3402. ....												
3403. ....												
3498. Summary of remaining write-ins for Line 34 from overflow page .....	0	0	0	0	0	0	0	0	0	0	0	0
3499. Totals (Lines 3401 thru 3403 plus 3498)(Line 34 above) .....	0	0	0	0	0	0	0	0	0	0	0	0

(a) Finance and service charges not included in Lines 1 to 35 \$ .....

(b) For health business on indicated lines report: Number of persons insured under PPO managed care products ..... and number of persons insured under indemnity only products .....



ANNUAL STATEMENT FOR THE YEAR 2017 OF THE Dealers Assurance Company

EXHIBIT OF PREMIUMS AND LOSSES (Statutory Page 14)

NAIC Group Code 0000 BUSINESS IN THE STATE OF Wisconsin DURING THE YEAR 2017 NAIC Company Code 16705

Line of Business	Gross Premiums, Including Policy and Membership Fees, Less Return Premiums and Premiums on Policies not Taken		3 Dividends Paid or Credited to Policyholders on Direct Business	4 Direct Unearned Premium Reserves	5 Direct Losses Paid (deducting salvage)	6 Direct Losses Incurred	7 Direct Losses Unpaid	8 Direct Defense and Cost Containment Expense Paid	9 Direct Defense and Cost Containment Expense Incurred	10 Direct Defense and Cost Containment Expense Unpaid	11 Commissions and Brokerage Expenses	12 Taxes, Licenses and Fees
	1 Direct Premiums Written	2 Direct Premiums Earned										
1. Fire .....												
2.1 Allied lines .....												
2.2 Multiple peril crop .....												
2.3 Federal flood .....												
2.4. Private crop .....												
2.5 Private flood .....												
3. Farmowners multiple peril .....												
4. Homeowners multiple peril .....												
5.1 Commercial multiple peril (non-liability portion) .....												
5.2 Commercial multiple peril (liability portion) .....												
6. Mortgage guaranty .....												
8. Ocean marine .....												
9. Inland marine .....												
10. Financial guaranty .....												
11. Medical professional liability .....												
12. Earthquake .....												
13. Group accident and health (b) .....												
14. Credit accident and health (group and individual) .....												
15.1 Collectively renewable accident and health (b) .....												
15.2 Non-cancelable accident and health(b) .....												
15.3 Guaranteed renewable accident and health(b) .....												
15.4 Non-renewable for stated reasons only (b) .....												
15.5 Other accident only .....												
15.6 Medicare Title XVIII exempt from state taxes or fees .....												
15.7 All other accident and health (b) .....												
15.8 Federal employees health benefits plan premium (b) .....												
16. Workers' compensation .....												
17.1 Other Liability - occurrence .....	220,261	88,583		498,850	172,265	190,725	31,418					3,084
17.2 Other Liability - claims made .....												
17.3 Excess workers' compensation .....												
18. Products liability .....												
19.1 Private passenger auto no-fault (personal injury protection) .....												
19.2 Other private passenger auto liability .....												
19.3 Commercial auto no-fault (personal injury protection) .....												
19.4 Other commercial auto liability .....												
21.1 Private passenger auto physical damage .....												
21.2 Commercial auto physical damage .....												
22. Aircraft (all perils) .....												
23. Fidelity .....												
24. Surety .....												
26. Burglary and theft .....												
27. Boiler and machinery .....												
28. Credit .....												
30. Warranty .....	361,359	392,615		411,584	153,469	152,826	10,983					5,409
34. Aggregate write-ins for other lines of business .....	0	0	0	0	0	0	0	0	0	0	0	0
35. TOTALS (a) .....	581,620	481,198	0	910,434	325,734	343,551	42,401	0	0	0	0	8,493
DETAILS OF WRITE-INS												
3401. ....												
3402. ....												
3403. ....												
3498. Summary of remaining write-ins for Line 34 from overflow page .....	0	0	0	0	0	0	0	0	0	0	0	0
3499. Totals (Lines 3401 thru 3403 plus 3498)(Line 34 above) .....	0	0	0	0	0	0	0	0	0	0	0	0

(a) Finance and service charges not included in Lines 1 to 35 \$ .....

(b) For health business on indicated lines report: Number of persons insured under PPO managed care products ..... and number of persons insured under indemnity only products .....



ANNUAL STATEMENT FOR THE YEAR 2017 OF THE Dealers Assurance Company

EXHIBIT OF PREMIUMS AND LOSSES (Statutory Page 14)

NAIC Group Code 0000 BUSINESS IN THE STATE OF Wyoming DURING THE YEAR 2017 NAIC Company Code 16705

Line of Business	Gross Premiums, Including Policy and Membership Fees, Less Return Premiums and Premiums on Policies not Taken		3 Dividends Paid or Credited to Policyholders on Direct Business	4 Direct Unearned Premium Reserves	5 Direct Losses Paid (deducting salvage)	6 Direct Losses Incurred	7 Direct Losses Unpaid	8 Direct Defense and Cost Containment Expense Paid	9 Direct Defense and Cost Containment Expense Incurred	10 Direct Defense and Cost Containment Expense Unpaid	11 Commissions and Brokerage Expenses	12 Taxes, Licenses and Fees
	1 Direct Premiums Written	2 Direct Premiums Earned										
1. Fire .....												
2.1 Allied lines .....												
2.2 Multiple peril crop .....												
2.3 Federal flood .....												
2.4 Private crop .....												
2.5 Private flood .....												
3. Farmowners multiple peril .....												
4. Homeowners multiple peril .....												
5.1 Commercial multiple peril (non-liability portion) .....												
5.2 Commercial multiple peril (liability portion) .....												
6. Mortgage guaranty .....												
8. Ocean marine .....												
9. Inland marine .....												
10. Financial guaranty .....												
11. Medical professional liability .....												
12. Earthquake .....												
13. Group accident and health (b) .....												
14. Credit accident and health (group and individual) .....												
15.1 Collectively renewable accident and health (b) .....												
15.2 Non-cancelable accident and health(b) .....												
15.3 Guaranteed renewable accident and health(b) .....												
15.4 Non-renewable for stated reasons only (b) .....												
15.5 Other accident only .....												
15.6 Medicare Title XVIII exempt from state taxes or fees .....												
15.7 All other accident and health (b) .....												
15.8 Federal employees health benefits plan premium (b) .....												
16. Workers' compensation .....												
17.1 Other Liability - occurrence .....												
17.2 Other Liability - claims made .....												
17.3 Excess workers' compensation .....												
18. Products liability .....												
19.1 Private passenger auto no-fault (personal injury protection) .....												
19.2 Other private passenger auto liability .....												
19.3 Commercial auto no-fault (personal injury protection) .....												
19.4 Other commercial auto liability .....												
21.1 Private passenger auto physical damage .....												
21.2 Commercial auto physical damage .....												
22. Aircraft (all perils) .....												
23. Fidelity .....												
24. Surety .....												
26. Burglary and theft .....												
27. Boiler and machinery .....												
28. Credit .....												
30. Warranty .....	142,479	89,859		149,581	53,502	54,967	3,991					1,924
34. Aggregate write-ins for other lines of business .....	0	0	0	0	0	0	0	0	0	0	0	0
35. TOTALS (a) .....	142,479	89,859	0	149,581	53,502	54,967	3,991	0	0	0	0	1,924
DETAILS OF WRITE-INS												
3401. ....												
3402. ....												
3403. ....												
3498. Summary of remaining write-ins for Line 34 from overflow page .....	0	0	0	0	0	0	0	0	0	0	0	0
3499. Totals (Lines 3401 thru 3403 plus 3498)(Line 34 above) .....	0	0	0	0	0	0	0	0	0	0	0	0

(a) Finance and service charges not included in Lines 1 to 35 \$ .....

(b) For health business on indicated lines report: Number of persons insured under PPO managed care products ..... and number of persons insured under indemnity only products .....





ANNUAL STATEMENT FOR THE YEAR 2017 OF THE Dealers Assurance Company

EXHIBIT OF PREMIUMS AND LOSSES (Statutory Page 14)

NAIC Group Code 0000 BUSINESS IN THE STATE OF Grand Total DURING THE YEAR 2017 NAIC Company Code 16705

Line of Business	Gross Premiums, Including Policy and Membership Fees, Less Return Premiums and Premiums on Policies not Taken		3 Dividends Paid or Credited to Policyholders on Direct Business	4 Direct Unearned Premium Reserves	5 Direct Losses Paid (deducting salvage)	6 Direct Losses Incurred	7 Direct Losses Unpaid	8 Direct Defense and Cost Containment Expense Paid	9 Direct Defense and Cost Containment Expense Incurred	10 Direct Defense and Cost Containment Expense Unpaid	11 Commissions and Brokerage Expenses	12 Taxes, Licenses and Fees
	1 Direct Premiums Written	2 Direct Premiums Earned										
1. Fire .....	.0	.0	.0	.0	.0	.0	.0	.0	.0	.0	.0	.0
2.1 Allied lines .....	.0	.0	.0	.0	.0	.0	.0	.0	.0	.0	.0	.0
2.2 Multiple peril crop .....	.0	.0	.0	.0	.0	.0	.0	.0	.0	.0	.0	.0
2.3 Federal flood .....	.0	.0	.0	.0	.0	.0	.0	.0	.0	.0	.0	.0
2.4 Private crop .....	.0	.0	.0	.0	.0	.0	.0	.0	.0	.0	.0	.0
2.5 Private flood .....	.0	.0	.0	.0	.0	.0	.0	.0	.0	.0	.0	.0
3. Farmowners multiple peril .....	.0	.0	.0	.0	.0	.0	.0	.0	.0	.0	.0	.0
4. Homeowners multiple peril .....	.0	.0	.0	.0	.0	.0	.0	.0	.0	.0	.0	.0
5.1 Commercial multiple peril (non-liability portion) .....	.0	.0	.0	.0	.0	.0	.0	.0	.0	.0	.0	.0
5.2 Commercial multiple peril (liability portion) .....	.0	.0	.0	.0	.0	.0	.0	.0	.0	.0	.0	.0
6. Mortgage guaranty .....	.0	.0	.0	.0	.0	.0	.0	.0	.0	.0	.0	.0
8. Ocean marine .....	.0	.0	.0	.0	.0	.0	.0	.0	.0	.0	.0	.0
9. Inland marine .....	.0	.0	.0	.0	.0	.0	.0	.0	.0	.0	.0	.0
10. Financial guaranty .....	.0	.0	.0	.0	.0	.0	.0	.0	.0	.0	.0	.0
11. Medical professional liability .....	.0	.0	.0	.0	.0	.0	.0	.0	.0	.0	.0	.0
12. Earthquake .....	.0	.0	.0	.0	.0	.0	.0	.0	.0	.0	.0	.0
13. Group accident and health (b) .....	.0	.0	.0	.0	.0	.0	.0	.0	.0	.0	.0	.0
14. Credit accident and health (group and individual) .....	.0	.0	.0	.0	.0	.0	.0	.0	.0	.0	.0	.0
15.1 Collectively renewable accident and health (b) .....	.0	.0	.0	.0	.0	.0	.0	.0	.0	.0	.0	.0
15.2 Non-cancelable accident and health(b) .....	.0	.0	.0	.0	.0	.0	.0	.0	.0	.0	.0	.0
15.3 Guaranteed renewable accident and health(b) .....	.0	.0	.0	.0	.0	.0	.0	.0	.0	.0	.0	.0
15.4 Non-renewable for stated reasons only (b) .....	.0	.0	.0	.0	.0	.0	.0	.0	.0	.0	.0	.0
15.5 Other accident only .....	.0	.0	.0	.0	.0	.0	.0	.0	.0	.0	.0	.0
15.6 Medicare Title XVIII exempt from state taxes or fees .....	.0	.0	.0	.0	.0	.0	.0	.0	.0	.0	.0	.0
15.7 All other accident and health (b) .....	.0	.0	.0	.0	.0	.0	.0	.0	.0	.0	.0	.0
15.8 Federal employees health benefits plan premium (b) .....	.0	.0	.0	.0	.0	.0	.0	.0	.0	.0	.0	.0
16. Workers' compensation .....	.0	.0	.0	.0	.0	.0	.0	.0	.0	.0	.0	.0
17.1 Other Liability - occurrence .....	13,509,463	5,402,384	.0	21,819,252	6,704,360	7,490,801	1,467,661	.0	.0	.0	.0	267,821
17.2 Other Liability - claims made .....	.0	.0	.0	.0	.0	.0	.0	.0	.0	.0	.0	.0
17.3 Excess workers' compensation .....	.0	.0	.0	.0	.0	.0	.0	.0	.0	.0	.0	.0
18. Products liability .....	.0	.0	.0	.0	.0	.0	.0	.0	.0	.0	.0	.0
19.1 Private passenger auto no-fault (personal injury protection) .....	.0	.0	.0	.0	.0	.0	.0	.0	.0	.0	.0	.0
19.2 Other private passenger auto liability .....	.0	.0	.0	.0	.0	.0	.0	.0	.0	.0	.0	.0
19.3 Commercial auto no-fault (personal injury protection) .....	.0	.0	.0	.0	.0	.0	.0	.0	.0	.0	.0	.0
19.4 Other commercial auto liability .....	.0	.0	.0	.0	.0	.0	.0	.0	.0	.0	.0	.0
21.1 Private passenger auto physical damage .....	.0	.0	.0	.0	.0	.0	.0	.0	.0	.0	.0	.0
21.2 Commercial auto physical damage .....	.0	.0	.0	.0	.0	.0	.0	.0	.0	.0	.0	.0
22. Aircraft (all perils) .....	.0	.0	.0	.0	.0	.0	.0	.0	.0	.0	.0	.0
23. Fidelity .....	.0	.0	.0	.0	.0	.0	.0	.0	.0	.0	.0	.0
24. Surety .....	.0	.0	.0	.0	.0	.0	.0	.0	.0	.0	.0	.0
26. Burglary and theft .....	.0	.0	.0	.0	.0	.0	.0	.0	.0	.0	.0	.0
27. Boiler and machinery .....	.0	.0	.0	.0	.0	.0	.0	.0	.0	.0	.0	.0
28. Credit .....	.0	23,038	.0	.0	.0	.0	.0	.0	.0	.0	.0	.0
30. Warranty .....	127,534,596	120,596,509	.0	220,788,718	60,365,875	60,478,487	3,860,043	.0	.0	.0	219,188	2,547,501
34. Aggregate write-ins for other lines of business .....	.0	.0	.0	.0	.0	.0	.0	.0	.0	.0	.0	.0
35. TOTALS (a) .....	141,044,059	126,021,931	0	242,607,970	67,070,235	67,969,288	5,327,704	0	0	0	219,188	2,815,322
DETAILS OF WRITE-INS												
3401. ....												
3402. ....												
3403. ....												
3498. Summary of remaining write-ins for Line 34 from overflow page .....	.0	.0	.0	.0	.0	.0	.0	.0	.0	.0	.0	.0
3499. Totals (Lines 3401 thru 3403 plus 3498)(Line 34 above) .....	.0	.0	.0	.0	.0	.0	.0	.0	.0	.0	.0	.0

(a) Finance and service charges not included in Lines 1 to 35 \$ .....0  
(b) For health business on indicated lines report: Number of persons insured under PPO managed care products .....0 and number of persons insured under indemnity only products .....0 .

ANNUAL STATEMENT FOR THE YEAR 2017 OF THE Dealers Assurance Company

SCHEDULE F - PART 1

Assumed Reinsurance as of December 31, Current Year (\$000 Omitted)

1  ID Number	2  NAIC Com- pany Code	3  Name of Reinsured	4  Domiciliary Jurisdiction	5  Assumed Premium	Reinsurance On		8  Cols. 6 + 7	9  Contingent Commissions Payable	10  Assumed Premiums Receivable	11  Unearned Premium	12  Funds Held By or Deposited With Reinsured Companies	13  Letters of Credit Posted	14  Amount of Assets Pledged or Compensating Balances to Secure Letters of Credit	15  Amount of Assets Pledged or Collateral Held in Trust
					6  Paid Losses and Loss Adjustment Expenses	7  Known Case Losses and LAE								
0499999. Total - U.S. Non-Pool				0	0	0	0	0	0	0	0	0	0	0
0799999. Total - Other (Non-U.S.)				0	0	0	0	0	0	0	0	0	0	0
0899999. Total - Affiliates				0	0	0	0	0	0	0	0	0	0	0
88-0312513	10008	Western Insurance Company	UT	(547)		0			151					151
91-2044364	11033	Automotive Underwriters Insurance Company, Inc RRG	NV	0		0			8					8
0999998. Other U.S. Unaffiliated Insurers Reinsurance for which the total of Column 8 is less than \$100,000							0							
0999999. Total Other U.S. Unaffiliated Insurers				(547)	0	0	0	0	0	159	0	0	0	159
1099998. Pools and Associations - Reinsurance for which the total of Column 8 is less than \$100,000 - Mandatory Pools							0							
1099999. Total Pools, Associations or Other Similar Facilities - Mandatory Pools				0	0	0	0	0	0	0	0	0	0	0
1199998. Pools and Associations - Reinsurance for which the total of Column 8 is less than \$100,000 - Voluntary Pools							0							
1199999. Total Pools, Associations or Other Similar Facilities - Mandatory Pools				0	0	0	0	0	0	0	0	0	0	0
1299999. Total - Pools and Associations				0	0	0	0	0	0	0	0	0	0	0
1399998. Other Non-U.S. Insurers - Reinsurance for which the total of Column 8 is less than \$100,000							0							
1399999. Total Other Non-U.S. Insurers				0	0	0	0	0	0	0	0	0	0	0
9999999 Totals				(547)	0	0	0	0	0	159	0	0	0	159

## SCHEDULE F - PART 2

[illegible]

ANNUAL STATEMENT FOR THE YEAR 2017 OF THE Dealers Assurance Company

SCHEDULE F - PART 3

Ceded Reinsurance as of December 31, Current Year (\$000 Omitted)

1  ID Number	2  NAIC Com- pany Code	3  Name of Reinsurer	4  Domiciliary Jurisdiction	5  Special Code	6  Reinsurance Premiums Ceded	Reinsurance Recoverable On										Reinsurance Payable		18	19
						7  Paid Losses	8  Paid LAE	9  Known Case Loss Reserves	10  Known Case LAE Reserves	11  IBNR Loss Reserves	12  IBNR LAE Reserves	13  Unearned Premiums	14  Contingent Commis- sions	15  Columns 7 thru 14 Totals	16  Ceded Balances Payable	17  Other Amounts Due to Reinsurers	Net Amount Recoverable From Reinsurers Cols. 15 - [16 + 17]	Funds Held By Company Under Reinsurance Treaties	
0499999. Total Authorized - Affiliates - U.S. Non-Pool					0	0	0	0	0	0	0	0	0	0	0	0	0	0	
0799999. Total Authorized - Affiliates - Other (Non-U.S.)					0	0	0	0	0	0	0	0	0	0	0	0	0	0	
0899999. Total Authorized - Affiliates					0	0	0	0	0	0	0	0	0	0	0	0	0	0	
31-4361173	19941	American Commerce Insurance	OH		7					0		0		0			0		
59-1673015	33162	Bankers Insurance Co	FL		222					0		138		138	6		132		
43-1754760	10051	Lyndon Southern Insurance Company	DE		(462)					307		4,391		4,698	0		4,698		
0999998. Total Authorized - Other U.S. Unaffiliated Insurers (Under \$100,000)														0			0		
0999999. Total Authorized - Other U.S. Unaffiliated Insurers					(233)	0	0	0	0	307	0	4,529	0	4,836	6	0	4,830	0	
1099999. Total Authorized - Pools - Mandatory Pools					0	0	0	0	0	0	0	0	0	0	0	0	0	0	
1299998. Total Authorized - Other Non-U.S. Insurers (Under \$100,000)														0			0		
1299999. Total Authorized - Other Non-U.S. Insurers					0	0	0	0	0	0	0	0	0	0	0	0	0	0	
1399999. Total Authorized					(233)	0	0	0	0	307	0	4,529	0	4,836	6	0	4,830	0	
1799999. Total Unauthorized - Affiliates - U.S. Non-Pool					0	0	0	0	0	0	0	0	0	0	0	0	0	0	
AA-0051954	00000	Cinco de Mayo	TCA		3,632					58		7,645	216	7,919	281		7,638		
AA-0054388	00000	Three Diamonds Reinsurance Company	TCA		1,123					37		1,342		1,379	0		1,379	566	
1999999. Total Unauthorized - Affiliates - Other (Non-U.S.) - Other					4,755	0	0	0	0	95	0	8,987	216	9,298	281	0	9,017	566	
2099999. Total Unauthorized - Affiliates - Other (Non-U.S.)					4,755	0	0	0	0	95	0	8,987	216	9,298	281	0	9,017	566	
2199999. Total Unauthorized - Affiliates					4,755	0	0	0	0	95	0	8,987	216	9,298	281	0	9,017	566	
81-0680054	13024	Allied Guaranty Insurance Co	NV		1,252					15		592		607	69		538	4	
26-3683841	00000	VSC Reinsurance Co	DC		42,480					1,090		40,844		41,934			41,934		
2299998. Total Unauthorized - Other U.S. Unaffiliated Insurers (Under \$100,000)														0			0		
2299999. Total Unauthorized - Other U.S. Unaffiliated Insurers					43,732	0	0	0	0	1,105	0	41,436	0	42,541	69	0	42,472	4	
2399999. Total Unauthorized - Pools - Mandatory Pools					0	0	0	0	0	0	0	0	0	0	0	0	0	0	
AA-0057923	00000	3TG Reinsurance Company	TCA		4,574					32		4,040		4,072	39		4,033	0	
AA-0055138	00000	42 Tigers Reinsurance	TCA		138					4		220		224	0		224	0	
AA-0052989	00000	4Spoke Capital Reins Co Ltd	TCA		22					0		151		151	0		151	0	
AA-0054516	00000	A&H Reinsurance Co	TCA		593					20		543		563	0		563	0	
AA-0052899	00000	Academy Reinsurance Co, Ltd.	TCA		1					0		11		11	0		11	0	
AA-0055097	00000	ACH Reinsurance Company	TCA							2		279		281	0		281	0	
AA-0054644	00000	Adzam Reinsurance Co Ltd	TCA							0		40		40	0		40	0	
AA-0052237	00000	Agent Owned Realty Reinsurance Co., Ltd.	TCA		41					7		7		14	0		14	0	
AA-0051494	00000	Agnes Holding Reinsurance Co Ltd	TCA		702					1		1,462		1,463	0		1,463	0	
AA-0055467	00000	AJH Reinsurance	TCA		(174)					4		130		134	0		134	0	
AA-0052982	00000	AK Reinsurance	TCA		1					1		20		21	0		21	0	
AA-0054507	00000	Alexandria Gray Reinsurance Co	TCA		46					4		88		92	0		92	0	
AA-0053877	00000	All Star Reinsurance Co	TCA		173					11		273		284	0		284	0	
AA-0054958	00000	Amazon Auto Performance Limited	SYC		716					54		1,898		1,952	0		1,952	0	
AA-0051599	00000	Ameral Reinsurance Co Ltd	TCA		(9)					1		34		35	0		35	0	
AA-0052149	00000	American Colonial Reinsurance	TCA		504					5		482		487	0		487	491	
AA-0057549	00000	Amycakes II Reinsurance Co Ltd	TCA		305					0		298		298	0		298	0	
AA-0053433	00000	Amycakes Reinsurance Co Ltd	TCA		(4)					2		293		295	0		295	0	
AA-0000001	00000	Anarchy Reinsurance Co	TCA		150					3		141		144	0		144	0	
AA-0053977	00000	ANG	TCA		510					19		652		671	0		671	0	
AA-3190859	00000	Aria	BMJ		276					3		228		231	0		231	0	
AA-0051583	00000	Arklatex Reinsurance Company, Ltd	TCA		1,920					53		3,333		3,386	0		3,386	0	
AA-0056614	00000	Askins Reinsurance Co Ltd	TCA		98					8		187		195	0		195	0	
AA-0054856	00000	AUIC Reinsurance Co (DCEB)	TCA		(112)					75		6,766		6,841	0		6,841	0	
AA-0055941	00000	Auto Dealer Solutions Reinsurance Co Ltd	TCA		2					0		3		3	0		3	0	
AA-0054186	00000	AUTO TEX Reinsurance Company, Ltd.	TCA							0		200		200	0		200	0	
AA-0054661	00000	AUTO TEX Casualty Reinsurance Company I, Ltd.	TCA							0		26		26	0		26	0	
AA-0054662	00000	AUTO TEX Casualty Reinsurance Company II, Ltd.	TCA							0		540		540	0		540	0	

ANNUAL STATEMENT FOR THE YEAR 2017 OF THE Dealers Assurance Company

SCHEDULE F - PART 3

Ceded Reinsurance as of December 31, Current Year (\$000 Omitted)

1	2	3	4	5	6	Reinsurance Recoverable On									Reinsurance Payable		18	19
						7	8	9	10	11	12	13	14	15	16	17		
ID Number	NAIC Com- pany Code	Name of Reinsurer	Domiciliary Jurisdiction	Special Code	Reinsurance Premiums Ceded	Paid Losses	Paid LAE	Known Case Loss Reserves	Known Case LAE Reserves	IBNR Loss Reserves	IBNR LAE Reserves	Unearned Premiums	Contingent Commis- sions	Columns 7 thru 14 Totals	Ceded Balances Payable	Other Amounts Due to Reinsurers	Net Amount Recoverable From Reinsurers Cols. 15 - [16 + 17]	Funds Held By Company Under Reinsurance Treaties
AA-0053533	.00000	Autoblock	TCA		172					2		203		205	0		205	0
AA-6900146	.00000	B.B.D. Reinsurance Limited - EKD 2010	SYC		94					4		267		271	0		271	0
AA-0051714	.00000	Barham RIC	TCA		433					5		965		970	0		970	0
AA-0057130	.00000	BBS Re	TCA		340					9		231		240	0		240	0
AA-0053846	.00000	BC Reinsurance Limited	TCA		(15)					9		100		109	0		109	0
AA-0052777	.00000	Beaumont Reinsurance Co Ltd	TCA		364					23		2,044		2,067	0		2,067	4
AA-0055574	.00000	Bedford Reinsurance Co Ltd	TCA		(3)					3		949		952	0		952	0
AA-0053798	.00000	Ben Mark & Co Reinsurance Co Ltd	TCA		30					6		126		132	0		132	0
AA-0057475	.00000	BFJ Re	TCA		775					3		708		711	0		711	0
AA-3190967	.00000	Big Red Reinsurance	TCA		173					3		438		441	0		441	0
AA-0057152	.00000	Big Sarasota Pass Reinsurance Co Ltd	TCA		108					5		122		127	0		127	0
AA-0057793	.00000	BKRAD040 Reinsurance Company	TCA		1,576					11		1,392		1,403	17		1,386	0
AA-0050895	.00000	Blair Reinsurance Co	TCA		1					0				0	0		0	0
AA-0053278	.00000	BLC Reinsurance Co Ltd	TCA		31					3		72		75	0		75	62
AA-0055377	.00000	Blue Heron Reinsurance Co. Ltd.	TCA		1					0		11		11	0		11	0
AA-0051557	.00000	Blue Moon Reinsurance Company, Ltd.	TCA		(27)					4		173		177	0		177	0
AA-0055535	.00000	BMR-2013	TCA		320					6		285		291	0		291	0
AA-0052067	.00000	BMS	TCA		566					22		595		617	0		617	0
AA-0054645	.00000	Bob White Reinsurance Company, Ltd.	TCA							0				0	0		0	0
AA-0000003	.00000	Bork	TCA							0		2		2	0		2	0
AA-0051261	.00000	Boyland Group Reinsurance Co Ltd	TCA							0		7		7	0		7	0
AA-0057225	.00000	Broken Arrow Reinsurance Co Ltd	TCA		86					6		141		147	0		147	0
AA-0057226	.00000	Broken Bow Reinsurance Co Ltd	TCA		86					6		141		147	0		147	0
AA-0052438	.00000	Brookmont Capital Holding Reinsurance Company, Ltd	TCA		86					3		159		162	0		162	67
AA-0050143	.00000	Bruce Titus Automotive GRP Re Co II Ltd	TCA		5					0		11		11	0		11	0
AA-0054201	.00000	Bruce Titus Automotive GRP Re Co Ltd	TCA		(10)					1		204		205	0		205	0
AA-0053112	.00000	Bubba Junior Reinsurance Co Ltd	TCA		(9)					3		108		111	0		111	1
AA-0053914	.00000	Buccaneer Reinsurance Co	TCA		29					1		48		49	0		49	14
AA-0056344	.00000	BW Reinsurance Co Ltd	TCA		104					12		277		289	0		289	(144)
AA-0000005	.00000	C.C.F. Reinsurance Co	TCA		61					3		108		111	0		111	0
AA-0052056	.00000	Cabo Reinsurance Co., Ltd.	TCA		250					18		425		443	0		443	0
AA-0053641	.00000	Candiotta Reinsurance Co Ltd	TCA		3					1		396		397	0		397	0
AA-0057676	.00000	Candiotta Reinsurance II Co Ltd	TCA		177					0		161		161	0		161	0
AA-0055140	.00000	Capital Automotive Re	TCA		303					0		139		139	0		139	0
AA-0054860	.00000	CDM Re	TCA		384					3		344		347	0		347	0
AA-0056519	.00000	CDP Re	TCA		572					3		342		345	0		345	0
AA-0057457	.00000	CGBS Re	TCA		79					2		66		68	0		68	52
AA-0053661	.00000	Chaps Reinsurance Co, Ltd	TCA		184					10		565		575	0		575	0
AA-0057717	.00000	Chesapeake Family Reinsurance Co	TCA		24					1		21		22	0		22	0
AA-0052396	.00000	Chevalier Reinsurance Company	TCA		96					2		197		199	0		199	0
AA-6900286	.00000	Chisholm Trail	TCA		(17)					8		271		279	0		279	0
AA-0052068	.00000	Chopper RIC	TCA		2					0		2		2	0		2	0
AA-0054875	.00000	Christensen 3 Reinsurance Co Ltd	TCA		304					1		312		313	0		313	0
AA-0056351	.00000	Cinco Vista Reinsurance Company, Ltd	TCA		3,362					43		7,607		7,650	0		7,650	0
AA-0057227	.00000	Circle T Reinsurance Co Ltd	TCA		86					6		141		147	0		147	0
AA-0053225	.00000	Claremont Capital Reinsurance, Ltd	TCA		454					74		532		606	0		606	0
AA-0052905	.00000	Clavey Road Reinsurance Co Ltd	TCA		(5)					7		332		339	0		339	0
AA-0056335	.00000	Clayton Marketing Reinsurance Co Ltd	TCA		316					3		569		572	0		572	0
AA-0056343	.00000	Click It RV	TCA		(37)					0		130		130	0		130	0
AA-0055033	.00000	Cloverly Lane Reinsurance Company, Ltd	TCA		125					11		60		71	0		71	0
AA-0055932	.00000	CMFR Re	TCA		57					0		44		44	0		44	0
AA-0056913	.00000	CNET Reinsurance Company	TCA		74					2		137		139	0		139	0
AA-0052742	.00000	Coalition Reinsurance Co Ltd	TCA		54					4		84		88	0		88	0

ANNUAL STATEMENT FOR THE YEAR 2017 OF THE Dealers Assurance Company

SCHEDULE F - PART 3

Ceded Reinsurance as of December 31, Current Year (\$000 Omitted)

1	2	3	4	5	6	Reinsurance Recoverable On									Reinsurance Payable		18	19
						7	8	9	10	11	12	13	14	15	16	17	Net Amount Recoverable From Reinsurers Cols. 15 - [16 + 17]	Funds Held By Company Under Reinsurance Treaties
ID Number	NAIC Company Code	Name of Reinsurer	Domiciliary Jurisdiction	Special Code	Reinsurance Premiums Ceded	Paid Losses	Paid LAE	Known Case Loss Reserves	Known Case LAE Reserves	IBNR Loss Reserves	IBNR LAE Reserves	Unearned Premiums	Contingent Commis-sions	Columns 7 thru 14 Totals	Ceded Balances Payable	Other Amounts Due to Reinsurers		
AA-0056821	.00000	Coastal Empire Reinsurance Co Ltd	TCA							.1		290		291	0		291	0
AA-0055077	.00000	Committed Reinsurance	TCA							.174				175	0		175	0
AA-0057153	.00000	Compass Rose Reinsurance Co Ltd	TCA		108					.5		122		127	0		127	0
AA-0053597	.00000	Cornered Reinsurance Co	TCA		44					.0		.76		.76	0		.76	0
AA-0052064	.00000	Cortese	TCA							.1		13		14	0		14	0
AA-0056244	.00000	CSC Reinsurance Company, Ltd	TCA		77					.0		155		155	.17		138	0
AA-0055995	.00000	CSCI Reinsurance Co, Ltd	TCA							.0		.9		.9	0		.9	0
AA-0053560	.00000	Cuatro Vista Reinsurance Co	TCA		(105)					47		1,622		1,669	0		1,669	0
AA-0051644	.00000	Dallas Roadster Reinsurance Co	TCA		(87)					.0				0	0		.0	(8)
AA-0056961	.00000	Danielle Chase Reinsurance Co Ltd	TCA		94					.7		161		168	0		168	0
AA-0053775	.00000	Dantam Reinsurance Co Ltd	TCA		221					2		735		737	0		737	0
AA-0052670	.00000	Davenport Capitol Reinsurance Co Ltd	TCA		33					3		91		94	0		94	0
AA-0052029	.00000	DBG Reinsurance Co Ltd	TCA		167					.2		509		511	0		511	0
AA-0053540	.00000	Deacon I Reinsurance Co	TCA		(3)					.0		.17		.17	0		.17	0
AA-0053547	.00000	Deacon II Reinsurance Co	TCA		(3)					.0		.17		.17	0		.17	0
AA-0055589	.00000	Deacon III Reinsurance Co	TCA		37					.1		.73		.74	0		.74	(5)
AA-3614128	.00000	DGH III Reinsurance Co Ltd	KNA							.0		.1		.1	0		.1	0
AA-0055412	.00000	Diamond G	TCA		(4)					.1		.23		.24	0		.24	0
AA-0055999	.00000	Dickens Reinsurance Co Ltd	TCA		(78)					.2		644		646	0		646	0
AA-0054035	.00000	Dins-Zevin Western RIC Co Ltd	TCA		757					18		1,960		1,978	0		1,978	0
AA-0055576	.00000	DJRR Reinsurance Co Ltd	TCA		238					.5		522		527	0		527	0
AA-0055100	.00000	DRH Charleston Reinsurance Co	TCA							.2		279		281	0		281	0
AA-0056346	.00000	Drive Away Confident Reinsurance Co Ltd	TCA		15					.1		25		.26	0		.26	(5)
AA-0053849	.00000	Drive Reinsurance Limited	TCA		(76)					98		1,169		1,267	0		1,267	0
AA-0053847	.00000	DRW Reinsurance Limited	TCA		(13)					.4		50		.54	0		.54	0
AA-0057338	.00000	Duffy Reinsurance Co	TCA		197					.2		256		258	0		258	0
AA-0055303	.00000	E&A Investments Reinsurance	TCA							.2		.15		.17	0		.17	0
AA-0057486	.00000	EAI Reinsurance Company	TCA		104					.0		.86		.86	0		.86	0
AA-0054996	.00000	EJB Reinsurance	TCA		480					27		1,191		1,218	0		1,218	0
AA-0052400	.00000	EKD Reinsurance	TCA		.9					.0				.0	0		.0	0
AA-0055933	.00000	Eric C Gerhardt Re	TCA		29					.0		.16		.16	0		.16	0
AA-3191184	.00000	Esecurital Reinsurance Ltd	BMJ		.6					.0				.0	0		.0	0
AA-0055724	.00000	ET Reinsurance Co	TCA		159					.0		689		689	0		689	0
AA-0051683	.00000	First Automotive Agents Reinsurance Co Ltd	TCA		.5					.0		.5		.5	0		.5	4
AA-0056347	.00000	Forrester II Reinsurance Co Ltd	TCA		(2)					.1		.35		.36	0		.36	0
AA-0057439	.00000	Fun Funds Reinsurance Co	TCA		170					.2		138		140	0		140	0
AA-6900103	.00000	G.R.J. Association Limited	SYC							.0		.2		.2	0		.2	0
AA-0054899	.00000	G3 Forward Reinsurance Company, Ltd	TCA		233					51		1,265		1,316	0		1,316	0
AA-0055875	.00000	G4 Forward Reinsurance Company, Ltd	TCA		339					.3		471		474	.43		431	0
AA-0056090	.00000	G5 Forward Reinsurance Company, Ltd	TCA		339					.3		471		474	.43		431	0
AA-0056091	.00000	G6 Forward Reinsurance Company, Ltd	TCA		339					.3		471		474	.43		431	0
AA-0056553	.00000	G7 Forward Reinsurance Company, Ltd	TCA		339					.3		471		474	.43		431	0
AA-0056887	.00000	G8 Forward Reinsurance Company, Ltd	TCA		339					.3		471		474	.43		431	0
AA-3610430	.00000	Galactica Limited III	SYC		719					53		2,078		2,131	0		2,131	0
AA-0054112	.00000	GEO Life	TCA		961					25		2,597		2,622	0		2,622	0
AA-0053223	.00000	Global Capital Renisurance Co	TCA							.0		.99		.99	0		.99	0
AA-0056853	.00000	Global Cellar Reinsurance Company	TCA							.0				.0	0		.0	0
AA-0057721	.00000	Global Protection Reinsurance Co	TCA		15					.1		13		14	0		14	0
AA-0055150	.00000	Global Reinsurance Company, Ltd	TCA		405					13		10		23	0		23	0
AA-0052313	.00000	GMAY Reinsurane Company, Ltd	TCA		.2					32		1,599		1,631	0		1,631	0
AA-0055146	.00000	GMS Reinsurance Co Ltd	TCA		(6)					.1		21		22	0		22	(22)
AA-0057722	.00000	Golf East Reinsurance Co	TCA		24					.1		21		22	0		22	0
AA-0055936	.00000	Govero Re	TCA		57					.0		44		44	0		44	0

ANNUAL STATEMENT FOR THE YEAR 2017 OF THE Dealers Assurance Company

SCHEDULE F - PART 3

Ceded Reinsurance as of December 31, Current Year (\$000 Omitted)

1	2	3	4	5	6	Reinsurance Recoverable On									Reinsurance Payable		18	19
						7	8	9	10	11	12	13	14	15	16	17		
ID Number	NAIC Company Code	Name of Reinsurer	Domiciliary Jurisdiction	Special Code	Reinsurance Premiums Ceded	Paid Losses	Paid LAE	Known Case Loss Reserves	Known Case LAE Reserves	IBNR Loss Reserves	IBNR LAE Reserves	Unearned Premiums	Contingent Commis-sions	Columns 7 thru 14 Totals	Ceded Balances Payable	Other Amounts Due to Reinsurers		
AA-0055329	.00000	Grace 531 Reinsurance Co Ltd	TCA		185					20		456		476	0		476	0
AA-0056688	.00000	Grand Sport	TCA		78					2		89		91	0		91	0
AA-0057723	.00000	Greater Charlotte Reinsurance Co	TCA		24					1		21		22	0		22	0
AA-0053171	.00000	Greek 6 Reinsurance Co Ltd	TCA		10					3		287		290	0		290	0
AA-0055655	.00000	GT Reinsurance Co	TCA		31					1		41		42	0		42	0
AA-0055644	.00000	H and J Auto Group	TCA		121					4		104		108	0		108	0
AA-0055785	.00000	Hall's Warranty Reinsurance Ltd	TCA		34					0		49		49	0		49	0
AA-0053863	.00000	HDZT REINSURANCE COMPANY, LTD.	TCA		193					6		518		524	0		524	0
AA-0051491	.00000	Herman Reinsurance Co Ltd	TCA		723					1		1,902		1,903	0		1,903	0
AA-0057329	.00000	Hikaru Reinsurance Co	TCA		20					0		26		26	0		26	0
AA-0056895	.00000	HILT 550	TCA		541					13		779		792	0		792	0
AA-0052117	.00000	Honday Reinsurance Company, Ltd.	TCA		97					6		417		423	0		423	0
AA-0057174	.00000	HR Auto Motors Reinsurance Co Ltd	TCA		2					0		2		2	0		2	0
AA-0056515	.00000	Huge Re	TCA		332					3		518		521	0		521	0
AA-0052063	.00000	HYR	TCA							0				0	0		0	0
AA-3191198	.00000	IECD GAP	BMU		3,117					550		4,224		4,774	0		4,774	0
AA-0053388	.00000	Ikegami Partners Reinsurance Co Ltd	TCA		509					7		1,497		1,504	0		1,504	0
AA-0056609	.00000	INDMAT - 2015	TCA		(109)					11		379		390	0		390	0
AA-0057212	.00000	INDMAT2 - 2015	TCA		860					11		379		390	0		390	0
AA-0050354	.00000	J&H Reinsurance Co Ltd	TCA		61					8		189		197	0		197	0
AA-0055488	.00000	JAX Reinsurance Co, Ltd.	TCA		(25)					1		84		85	(6)		91	0
AA-0052903	.00000	Jejfo Liberty Reinsurance Co Ltd	TCA		10					1		329		330	0		330	0
AA-3610305	.00000	JKC II Reinsurance Co Ltd	KNA							0		3		3	0		3	0
AA-0057181	.00000	JLCH	TCA		411					3		594		597	0		597	0
AA-0057727	.00000	JMS Family Reinsurance Co	TCA		3					0		2		2	0		2	0
AA-0052398	.00000	JOAC Reinsurance Co, LTD	TCA		1,233					36		2,437		2,473	0		2,473	0
AA-0057728	.00000	Jstar Family Reinsurance Co	TCA		3					0		2		2	0		2	0
AA-0055007	.00000	KAD Reinsurance	TCA		479					27		1,190		1,217	0		1,217	0
AA-0056348	.00000	KBH2 Reinsurance Co Ltd	TCA		49					3		64		67	0		67	(2)
AA-0052866	.00000	Khoroshi Reinsurance Co Ltd	TCA							0		1		1	0		1	0
AA-0000004	.00000	Kingheart Limited	SYC							0		40		40	0		40	0
AA-0052304	.00000	Koala RIC	TCA		152					4		309		313	0		313	0
AA-0052518	.00000	KRFS Reinsurance Company, Ltd.	TCA		1,593					64		2,118		2,182	0		2,182	0
AA-6900187	.00000	Labyrinthus Texas VSC Limited III	SYC		716					54		1,898		1,952	0		1,952	0
AA-0052178	.00000	Laidlaw's Harley Davidson Re	TCA							0				0	0		0	0
AA-0054997	.00000	LBA Reinsurance Co Ltd	TCA		199					2		434		436	0		436	0
AA-0057734	.00000	Lee 3 Reinsurance Co Ltd	TCA		1,613					9		1,483		1,492	0		1,492	0
AA-0056185	.00000	Lee James Reinsurance Co	TCA		(18)					5		311		316	0		316	0
AA-0055717	.00000	Lee Lee Leasing Reinsurance Co Ltd	TCA		130					47		2,878		2,925	0		2,925	0
AA-0055374	.00000	Legacy Partners Reinsurance Co Ltd	TCA							0		13		13	0		13	0
AA-0057204	.00000	Legend Reinsurance Co	TCA		297					11		268		279	0		279	0
AA-0053546	.00000	Lews Auto Guard Reinsurance Co Ltd	TCA							0		3		3	0		3	0
AA-0052865	.00000	Llyons Holding Reinsurance Co	TCA							0				0	0		0	0
AA-0050897	.00000	Lots Reassurance Co.	TCA		137					10		1,988		1,998	0		1,998	0
AA-0057154	.00000	Lucerne Reinsurance Co Ltd	TCA		108					5		122		127	0		127	0
AA-0057533	.00000	LVR	TCA		12					0		12		12	0		12	0
AA-0055106	.00000	LWN Florence Reinsurance Co Ltd	TCA		(6)					2		49		51	0		51	0
AA-0052709	.00000	MATEBT-2009 REINSURANCE LTD	TCA		1,565					16		729		745	0		745	0
AA-0054555	.00000	McKamey Reinsurance Co Ltd	TCA							0				0	0		0	(6)
AA-0056259	.00000	Mike Scarff 2 Reinsurance Co	TCA		175					2		631		633	0		633	0
AA-0052397	.00000	Mike Scarff Subaru Reinsurance Co Ltd	TCA		(10)					1		462		463	0		463	0
AA-0055350	.00000	Montrose Reinsurance Co Ltd	TCA		241					0		130		131	0		131	0
AA-0052348	.00000	Motorsports FL Ric	TCA							1				0	0		0	0

ANNUAL STATEMENT FOR THE YEAR 2017 OF THE Dealers Assurance Company

SCHEDULE F - PART 3

Ceded Reinsurance as of December 31, Current Year (\$000 Omitted)

1	2	3	4	5	6	Reinsurance Recoverable On									Reinsurance Payable		18	19
						7	8	9	10	11	12	13	14	15	16	17		
ID Number	NAIC Com- pany Code	Name of Reinsurer	Domiciliary Jurisdiction	Special Code	Reinsurance Premiums Ceded	Paid Losses	Paid LAE	Known Case Loss Reserves	Known Case LAE Reserves	IBNR Loss Reserves	IBNR LAE Reserves	Unearned Premiums	Contingent Commis- sions	Columns 7 thru 14 Totals	Ceded Balances Payable	Other Amounts Due to Reinsurers	Net Amount Recoverable From Reinsurers Cols. 15 - [16 + 17]	Funds Held By Company Under Reinsurance Treaties
AA-0057253	.00000	MPHPS Re Ltd	TCA		19					.0		.14		.14	.0		.14	.0
AA-0056896	.00000	MR Rogers Reins	TCA		59					.1		.100		.101	.0		.101	.0
AA-0053051	.00000	MTJ II Reinsurance Company	TCA							.1		.47		.48	.0		.48	.0
AA-0052917	.00000	Muscle Car Reinsurance Co Ltd	TCA		(4)					.1		.100		.101	.0		.101	.0
AA-0052061	.00000	NCWL	TCA		188					.7		.254		.261	.0		.261	.0
AA-0053683	.00000	Nel-Ford Reinsurance Co, LTD	TCA		732					29		2,021		2,050	.0		2,050	.0
AA-0055983	.00000	Nile Auto Performance Limited II	TCA		792					26		1,557		1,583	.0		1,583	.0
AA-0054961	.00000	Nile Texas CLP, Ltd. III	SYC		575					53		1,757		1,810	.0		1,810	.0
AA-0056130	.00000	Nineteenth Hole RIC	TCA		149					.7		.441		.448	.0		.448	.0
AA-0053662	.00000	Norma Reinsurace Co, LTD	TCA		(1)					.1		.47		.48	.0		.48	.0
AA-0055142	.00000	Northwest Motor Sport Rocks Re Co Ltd	TCA		(5)					.0		.39		.39	.0		.39	.0
AA-0052515	.00000	NTN REINSURANCE COMPANY, LTD.	TCA		567					23		1,510		1,533	.0		1,533	.0
AA-0053374	.00000	Nuevo Nino's Reinsurance Co Ltd	TCA		79					.5		.111		.116	.0		.116	.0
AA-0052953	.00000	NWMS Holdings Reinsurance Co Ltd	TCA		(3)					.0		.46		.46	.0		.46	.0
AA-0057491	.00000	NY Palm Tree Reinsurance	TCA		29					.1		.50		.51	.0		.51	.0
AA-0056839	.00000	OA0 Re	TCA		142					.2		.325		.327	.0		.327	.0
AA-0055681	.00000	ODM Reinsurance Co Ltd	TCA		(3)					.0		.30		.30	.0		.30	.0
AA-0056517	.00000	OFEB Re	TCA		326					.3		.553		.556	.0		.556	.0
AA-0053981	.00000	OGM	TCA		510					19		.652		.671	.0		.671	.0
AA-0052743	.00000	Old School Reinsurance Co Ltd	TCA		(5)					.3		.94		.97	.0		.97	.0
AA-0055874	.00000	Ompen Re Limited	TCA		339					.3		.471		.474	.43		.431	.0
AA-0056897	.00000	ONS Reins	TCA		329					.5		.535		.540	.0		.540	.0
AA-0056460	.00000	Parana Re	TCA		710					19		1,159		1,178	.0		1,178	.0
AA-0052881	.00000	Patmotmart Reinsurance Co Ltd	TCA							.0		.3		.3	.0		.3	.0
AA-0053549	.00000	Paul Blanco Maintenance Plus	TCA		16					.1		.26		.27	.0		.27	.0
AA-0055421	.00000	PBL Reinsurance Co Ltd	TCA							.1		.329		.330	.0		.330	.0
AA-0055005	.00000	Penult Reinsurance	TCA		480					27		1,191		1,218	.0		1,218	.0
AA-0054419	.00000	PIPCO	TCA		(1,871)					33		.536		.569	.0		.569	.0
AA-0051055	.00000	Plainview Reinsurance Co	TCA		.1					.0				.0	.0		.0	.0
AA-0051506	.00000	Poncho Investments Reinsurance Co Ltd	TCA		702					.1		1,462		1,463	.0		1,463	.0
AA-0055040	.00000	Possum Creek	TCA		492					25		.693		.718	.0		.718	.0
AA-0056019	.00000	Princess Rette RIC	TCA		256					.5		.449		.454	.0		.454	.0
AA-0052861	.00000	Pro Caliber Reinsurance Co	TCA		47					.1		.146		.147	.0		.147	.0
AA-0053052	.00000	Producers Associates Reinsurance Co	TCA		1,864					113		3,702		3,815	.0		3,815	.42
AA-0053132	.00000	Professional Automotive Management Reinsuranc Co	TCA		124					.4		.111		.115	.0		.115	.0
AA-0051879	.00000	Professional Financial Services	TCA		110					.3		.118		.121	.0		.121	.0
AA-0040101	.00000	Progressive Insurance Ltd	VGB		863					58		1,377		1,435	.0		1,435	.0
AA-0054417	.00000	Protect Reinsurance Co Ltd	TCA		.1					.0				.0	.0		.0	.0
AA-0054416	.00000	Pursch Reinsurance Co Ltd	TCA		30					.2		.57		.59	.0		.59	.0
AA-3614205	.00000	Quicksilver Texas Limited III	SYC		716					54		1,898		1,952	.0		1,952	.0
AA-0052886	.00000	Randy Grant Reinsurance Co Ltd	TCA		160					18		.487		.505	.0		.505	.0
AA-0053982	.00000	RBE	TCA		510					19		.652		.671	.0		.671	.0
AA-0056856	.00000	RDN Warranty Group Reinsurance Company	TCA							.0				.0	.0		.0	.0
AA-0055212	.00000	Repent Reinsurance	TCA		(2)					.1		.22		.23	.0		.23	.0
AA-0053534	.00000	Richard Kay Reinsurance Co Ltd	TCA		41					.6		.128		.134	.0		.134	(.5)
AA-0052705	.00000	Riders Assurnce Reinsurance	TCA		413					.7		.151		.158	.0		.158	.0
AA-0056147	.00000	Riders II Reinsurance	TCA		(427)					11		.154		.165	.0		.165	.0
AA-0052247	.00000	Rivergreen Reinsurance Co Ltd	TCA		(1)					.0		.12		.12	.0		.12	.0
AA-0057321	.00000	RJ Investments Reinsurance Co	TCA		569					.7		.578		.585	.0		.585	.0
AA-0055806	.00000	RJ Kody III Reinsurance Co	TCA		525					.7		.449		.456	.0		.456	.0
AA-0052444	.00000	Roush Reinsurance Co	TCA		32					.1		.30		.31	.0		.31	.0
AA-0056273	.00000	Roy Buck Reinsurance Co Ltd	TCA		66					.4		.104		.108	.0		.108	.102
AA-0054962	.00000	Rubicon Auto Performance Limited III	SYC		716					54		1,898		1,952	.0		1,952	.0



ANNUAL STATEMENT FOR THE YEAR 2017 OF THE Dealers Assurance Company

SCHEDULE F - PART 3

Ceded Reinsurance as of December 31, Current Year (\$000 Omitted)

1	2	3	4	5	6	Reinsurance Recoverable On									Reinsurance Payable		18	19
						7	8	9	10	11	12	13	14	15	16	17		
ID Number	NAIC Com- pany Code	Name of Reinsurer	Domiciliary Jurisdiction	Special Code	Reinsurance Premiums Ceded	Paid Losses	Paid LAE	Known Case Loss Reserves	Known Case LAE Reserves	IBNR Loss Reserves	IBNR LAE Reserves	Unearned Premiums	Contingent Commis- sions	Columns 7 thru 14 Totals	Ceded Balances Payable	Other Amounts Due to Reinsurers	Net Amount Recoverable From Reinsurers Cols. 15 - [16 + 17]	Funds Held By Company Under Reinsurance Treaties
AA-6900218	.00000	S&J Performance Ltd	SYC		(11)					.7		.828		.835	.0		.835	.0
AA-0052900	.00000	S&M Reinsurance Co Ltd	TCA		.439					.3		1,116		1,119	.0		1,119	.0
AA-0057777	.00000	Sage Investments Reinsurance Co Ltd	TCA		.335					.1		.298		.299	.0		.299	.0
AA-0057175	.00000	Sail View Reinsurance Co Ltd	TCA		.3					.0		.5		.5	.0		.5	.0
AA-3614206	.00000	Sanborn Reinsurance Co Ltd	TCA							.0		.14		.14	.0		.14	.0
AA-0052860	.00000	Savage Cars Reinsurance Co Ltd	TCA		.61					.8		.189		.197	.0		.197	.0
AA-0057827	.00000	SENAK Reinsurance Co	TCA		.7					.0		.6		.6	.0		.6	.0
AA-0051756	.00000	Service One Reinsurance	TCA		(7)					.0		.0		.0	.0		.0	.0
AA-0057329	.00000	SGJG Reinsurance Company	TCA		.975					.13		.864		.877	.0		.877	.0
AA-0054998	.00000	Sheengus Victoria (1213)	TCA		.881					.70		1,674		1,744	.0		1,744	.0
AA-0053848	.00000	SIC EM Reinsurance Limited	TCA		(12)					.2		.22		.24	.0		.24	.0
AA-0052745	.00000	Signet Financial Group	TCA							.0				.0	.0		.0	.0
AA-0053964	.00000	Simba RIC	TCA		.189					.2		.186		.188	.0		.188	.22
AA-0054665	.00000	SKK Renisurance Co	TCA							.0		.25		.25	.0		.25	.0
AA-0055872	.00000	SP Forward Reinsurance Company	TCA		.339					.3		.471		.474	.43		.431	.0
AA-0055723	.00000	Spirit Auto Centers Reinsurance Co Ltd	TCA		.28					.0		.20		.20	.0		.20	.20
AA-0052669	.00000	Sport Durst Reinsurance Co Ltd	TCA							.0		.0		.0	.0		.0	.0
AA-0053845	.00000	SSL Reinsurance Limited	TCA		(15)					.9		.100		.109	.0		.109	.0
AA-0055573	.00000	Stables Reinsurance Co Ltd	TCA		.107					.7		1,140		1,147	.0		1,147	.0
AA-0055005	.00000	Suzart Reinsurance	TCA		.480					.35		1,191		1,226	.0		1,226	.0
AA-0057792	.00000	SV Reinsurance Company Ltd	TCA		.171					.0		.155		.155	.0		.155	.0
AA-0055032	.00000	Sweet Gum Reinsurance Company, Ltd	TCA		.125					.11		.60		.71	.0		.71	.0
AA-0057730	.00000	TAFP Group Reinsurance Co	TCA		.30					.0		.29		.29	.0		.29	.30
AA-3614208	.00000	Take Two Reinsurance Co Ltd	KNA		(1)					.1		.88		.89	.0		.89	.0
AA-0050570	.00000	The American Protector Reinsurance Co Ltd	TCA		(24)					.10		.151		.161	.0		.161	.0
AA-0053778	.00000	Thirteen Twenty Reinsurance Col, Ltd.	TCA		.433					.17		1,110		1,127	.0		1,127	.0
AA-0057956	.00000	Thirty A Re	TCA		.776					.2		.740		.742	.0		.742	.0
AA-3610433	.00000	Thornapple Reinsurance Co, Ltd.	BMU		.1					.0		.11		.11	.0		.11	.0
AA-0056465	.00000	Tocantins Reins Ltd	TCA		.710					.13		1,159		1,172	.0		1,172	.0
AA-0057223	.00000	Towne Auto	TCA		1,843					.10		1,603		1,613	.0		1,613	.0
AA-0053682	.00000	TPKW Reinsurance co., Ltd.	TCA		.78					.1		.126		.127	.0		.127	.0
AA-0052642	.00000	Tres Vista Reinsurance Co LTD	TCA		(31)					.0		.0		.0	.0		.0	.0
AA-0053690	.00000	TRG Reinsurance Co, Ltd.	TCA		(7)					.0		.23		.23	(1)		.24	.0
AA-0055455	.00000	Turnkey Auto Group	TCA							.4		.53		.57	.0		.57	.0
AA-0053783	.00000	Tustin Auto Group Reinsurance Co Ltd	TCA							.0		.0		.0	.0		.0	(1)
AA-0053860	.00000	Twenty Twelve RIC	TCA		(65)					.1		.6		.7	.0		.7	.0
AA-0052677	.00000	UCC II RIC	TCA							.5		.24		.29	.0		.29	.0
AA-0053888	.00000	UCC III RIC - (CEB)	TCA							.0		1,917		1,917	.0		1,917	.0
AA-0056639	.00000	Uno Mas Reinsurance Co Ltd	TCA		.73					.5		.122		.127	.0		.127	.0
AA-0053769	.00000	UPP Reinsurance Co Ltd	TCA							.0		.0		.0	.0		.0	.0
AA-0051532	.00000	Utter Brothers	TCA		.399					.5		1,198		1,203	.0		1,203	.0
AA-0056361	.00000	Valley Auburn RV Reinsuance Co	TCA		(6)					.0		.70		.70	.0		.70	.0
AA-0040209	.00000	Valley National Reinsurance Company, Ltd	VGB		.231					.0		.274		.274	.22		.252	.0
AA-0052747	.00000	Victoria Reinsurance, Ltd.	TCA		.38					.33		1,235		1,268	.0		1,268	.0
AA-0055391	.00000	Visser Renisurance Co	TCA							.0		.18		.18	.0		.18	.0
AA-0056466	.00000	Volga Reins Ltd	TCA		.710					.19		1,159		1,178	.0		1,178	.0
AA-0053299	.00000	VW VW Reinsurance Co Ltd	TCA		.139					.6		.597		.603	.0		.603	.0
AA-3610432	.00000	Wapenshaw Limited III	SYC		.708					.54		1,897		1,951	.0		1,951	.0
AA-0053372	.00000	Warranty Global Group Executive RIC	TCA		.642					.23		.46		.46	.0		.46	.0
AA-0052946	.00000	Warranty Global Group Premier Reinsurance Co., Ltd	TCA		.116					.12		.21		.33	.0		.33	.0
AA-0054977	.00000	Waterstone Texas VSC Limited III	SYC		.716					.54		1,898		1,952	.0		1,952	.0
AA-0055677	.00000	Watson R F Reinsurance Company, Ltd	TCA							.0		.1		.1	.0		.1	.0
AA-0052591	.00000	WC Smith Reinsurance Co Ltd	TCA		(8)					.0		.0		.0	.0		.0	.0

ANNUAL STATEMENT FOR THE YEAR 2017 OF THE Dealers Assurance Company

SCHEDULE F - PART 3

Ceded Reinsurance as of December 31, Current Year (\$000 Omitted)

1  ID Number	2  NAIC Com- pany Code	3  Name of Reinsurer	4  Domiciliary Jurisdiction	5  Special Code	6  Reinsurance Premiums Ceded	Reinsurance Recoverable On									Reinsurance Payable		18	19
						7  Paid Losses	8  Paid LAE	9  Known Case Loss Reserves	10  Known Case LAE Reserves	11  IBNR Loss Reserves	12  IBNR LAE Reserves	13  Unearned Premiums	14  Contingent Commis- sions	15  Columns 7 thru 14 Totals	16  Ceded Balances Payable	17  Other Amounts Due to Reinsurers	Net Amount Recoverable From Reinsurers Cols. 15 - [16 + 17]	Funds Held By Company Under Reinsurance Treaties
AA-3774111	..00000	Wellington Security International Insurance Co. ....	CYM		5,987					230		10,105		10,335	.0		10,335	11,377
AA-0053172	..00000	Westgate Auto Group Reinsurance Co Ltd .....	TCA							.0		8		8	.0		8	.0
AA-0052058	..00000	WFO Reinsurance Co .....	TCA							.0				.0	.0		.0	.0
AA-0055673	..00000	Winot Reinsurance .....	TCA		(2)					.1		69		70	.0		70	.0
AA-0052714	..00000	WRC-2009 Reins .....	TCA		(47)					.0				.0	.0		.0	.0
AA-0052707	..00000	WRCMAT-2009 (Ridenow) .....	TCA		(193)					35		1,003		1,038	.0		1,038	.0
AA-0053729	..00000	WRP-3 Reinsurance Co., Ltd. ....	TCA		943					35		2,358		2,393	.0		2,393	.0
AA-0054278	..00000	Y2K Holdings Reinsurance Co Ltd .....	TCA		167					.1		301		302	.0		302	.0
AA-0052332	..00000	Young Automotive Group Reinsurance Co., Ltd .....	TCA		338					.3		471		474	.42		432	.0
AA-0052415	..00000	Zasirin .....	TCA		85					.1		117		118	.0		118	.0
2599999. Total Unauthorized - Other Non-U.S. Insurers (Under \$100,000)														0			0	
2599999. Total Unauthorized - Other Non-U.S. Insurers					76,108	0	0	0	0	3,463	0	163,867	0	167,330	431	0	166,899	12,090
2699999. Total Unauthorized					124,595	0	0	0	0	4,663	0	214,290	216	219,169	781	0	218,388	12,660
2799999. Total Certified - Affiliates - U.S. Intercompany Pooling					0	0	0	0	0	0	0	0	0	0	0	0	0	0
3099999. Total Certified - Affiliates - U.S. Non-Pool					0	0	0	0	0	0	0	0	0	0	0	0	0	0
3399999. Total Certified - Affiliates - Other (Non-U.S.)					0	0	0	0	0	0	0	0	0	0	0	0	0	0
3499999. Total Certified - Affiliates					0	0	0	0	0	0	0	0	0	0	0	0	0	0
3599999. Total Certified - Other U.S. Unaffiliated Insurers (Under \$100,000)														0			0	
3599999. Total Certified - Other U.S. Unaffiliated Insurers					0	0	0	0	0	0	0	0	0	0	0	0	0	0
3899999. Total Certified - Other Non-U.S. Insurers (Under \$100,000)														0			0	
3899999. Total Certified - Other Non-U.S. Insurers					0	0	0	0	0	0	0	0	0	0	0	0	0	0
3999999. Total Certified					0	0	0	0	0	0	0	0	0	0	0	0	0	0
4099999. Total Authorized, Unauthorized and Certified					124,362	0	0	0	0	4,970	0	218,819	216	224,005	787	0	223,218	12,660
4199999. Total Protected Cells														0			0	
9999999 Totals					124,362	0	0	0	0	4,970	0	218,819	216	224,005	787	0	223,218	12,660

NOTE: A. Report the five largest provisional commission rates included in the cedant's reinsurance treaties.  
The commission rate to be reported is by contract with ceded premium in excess of \$50,000:

1	2	3
Name of Reinsurer	Commission Rate	Ceded Premium
1. ....		
2. ....		
3. ....		
4. ....		
5. ....		

B. Report the five largest reinsurance recoverables reported in Column 15, due from any one reinsurer (based on the total recoverables, Line 9999999, Column 15), the amount of ceded premium, and indicate whether the recoverables are due from an affiliated insurer.

1	2	3	4
Name of Reinsurer	Total Recoverables	Ceded Premiums	Affiliated
1. VSC Reinsurance Co .....	41,934	42,480	Yes [ ] No [ X ]
2. Wellington Security International Ins Co .....	10,335	5,988	Yes [ ] No [ X ]
3. Cinco de Mayo .....	7,703	3,632	Yes [ X ] No [ ]
4. Cinco Vista Reinsurance Co Ltd .....	7,650	3,362	Yes [ ] No [ X ]
5. AUIC Reinsurance Co .....	6,841	(112)	Yes [ ] No [ X ]

## ANNUAL STATEMENT FOR THE YEAR 2017 OF THE Dealers Assurance Company

## SCHEDULE F - PART 4

Aging of Ceded Reinsurance as of December 31, Current Year (\$000 Omitted)

[illegible]

ANNUAL STATEMENT FOR THE YEAR 2017 OF THE Dealers Assurance Company

SCHEDULE F - PART 5

Provision for Unauthorized Reinsurance as of December 31, Current Year (\$000 Omitted)

1	2	3	4	5	6	7	8	9	10	11	12	13	14	15	16	17	18	19
ID Number	NAIC Com- pany Code	Name of Reinsurer	Domi- ciliary Juris- diction	Special Code	Reinsurance Recoverable all Items Schedule F Part 3, Col. 15	Funds Held By Company Under Reinsurance Treaties	Letters of Credit	Issuing or Confirming Bank Reference Number (a)	Ceded Balances Payable	Miscellaneous Balances Payable	Trust Funds and Other Allowed Offset Items	Total Collateral and Offsets Allowed (Cols. 7+8+10+11 +12 but not in Excess of Col. 6)	Provision for Unauthorized Reinsurance (Col. 6 Minus Col. 13)	Recoverable Paid Losses & LAE Expenses Over 90 Days past Due not in Dispute	20% of Amount in Col. 15	20% of Amount in Dispute Included in Column 6	Provision for Overdue Reinsurance (Col. 16 plus Col. 17)	Total Provision for Reinsurance Ceded to Unauthorized Reinsurers (Col. 14 plus Col. 18 but not in Excess of Col. 6)
0499999.	Total - U.S. Non-Pool				0	0	0	XXX	0	0	0	0	0	0	0	0	0	0
AA-0051954	..00000	Cinco de Mayo	TCA		7,919				281		7,918	7,919	0		0	0	0	0
AA-0054388	..00000	Three Diamonds Reinsurance Company	TCA		1,379	566					1,151	1,379	0		0	0	0	0
0699999.	Affiliates - Other (Non-U.S.) - Other				9,298	566	0	XXX	281	0	9,069	9,298	0	0	0	0	0	0
0799999.	Total - Other (Non-U.S.)				9,298	566	0	XXX	281	0	9,069	9,298	0	0	0	0	0	0
0899999.	Total - Affiliates				9,298	566	0	XXX	281	0	9,069	9,298	0	0	0	0	0	0
81-0680054	..13024	Allied Guaranty Insurance Co	NV		607	4			68		782	607	0		0	0	0	0
26-3683841	..00000	VSC Reinsurance Co	DC		41,934						46,918	41,934	0		0	0	0	0
0999999.	Total Other U.S. Unaffiliated Insurers				42,541	4	0	XXX	68	0	47,700	42,541	0	0	0	0	0	0
AA-0057923	..00000	3TG Reinsurance Company	TCA		4,072	0	0		39		4,135	4,072	0		0	0	0	0
AA-0055138	..00000	42 Tigers Reinsurance	TCA		224	0	0		0		224	224	0		0	0	0	0
AA-0052989	..00000	4Spoke Capital Reins Co Ltd	TCA		151	0	0		0		304	151	0		0	0	0	0
AA-0054516	..00000	A&H Reinsurance Co	TCA		563	0	0		0		1,000	563	0		0	0	0	0
AA-0052899	..00000	Academy Reinsurance Co, Ltd.	TCA		11	0	0		0		19	11	0		0	0	0	0
AA-0055097	..00000	ACH Reinsurance Company	TCA		281	0	0		0		339	281	0		0	0	0	0
AA-0054644	..00000	Adzam Reinsurance Co Ltd	TCA		40	0	0		0		345	40	0		0	0	0	0
AA-0052237	..00000	Agent Owned Realty Reinsurance Co., Ltd.	TCA		14	0	0		0		22	14	0		0	0	0	0
AA-0051494	..00000	Agnes Holding Reinsurance Co Ltd	TCA		1,463	0	0		0		1,729	1,463	0		0	0	0	0
AA-0055467	..00000	AJH Reinsurance	TCA		134	0	0		0		207	134	0		0	0	0	0
AA-0052982	..00000	AK Reinsurance	TCA		21	0	0		0		338	21	0		0	0	0	0
AA-0054507	..00000	Alexandria Gray Reinsurance Co	TCA		92	0	0		0		100	92	0		0	0	0	0
AA-0053877	..00000	All Star Reinsurance Co	TCA		284	0	0		0		284	284	0		0	0	0	0
AA-0054958	..00000	Amazon Auto Performance Limited	SYC		1,952	0	0		0		2,189	1,952	0		0	0	0	0
AA-0051599	..00000	Ameral Reinsurance Co Ltd	TCA		35	0	0		0		35	35	0		0	0	0	0
AA-0052149	..00000	American Colonial Reinsurance	TCA		487	491	0		0		0	487	0		0	0	0	0
AA-0057549	..00000	Amycakes II Reinsurance Co Ltd	TCA		298	0	0		0		299	298	0		0	0	0	0
AA-0053433	..00000	Amycakes Reinsurance Co Ltd	TCA		295	0	0		0		581	295	0		0	0	0	0
AA-0000001	..00000	Anarchy Reinsurance Co	TCA		144	0	0		0		144	144	0		0	0	0	0
AA-0053977	..00000	ANG	TCA		671	0	0		0		1,077	671	0		0	0	0	0
AA-3190859	..00000	Aria	BMU		231	0	0		0		231	231	0		0	0	0	0
AA-0051583	..00000	Arklatex Reinsurance Company, Ltd	TCA		3,386	0	0		0		6,276	3,386	0		0	0	0	0
AA-0056614	..00000	Askins Reinsurance Co Ltd	TCA		195	0	0		0		195	195	0		0	0	0	0
AA-0054856	..00000	AUIC Reinsurance Co (DCEB)	TCA		6,841	0	0		0		13,290	6,841	0		0	0	0	0
AA-0055941	..00000	Auto Dealer Solutions Reinsurance Co Ltd	TCA		3	0	0		0		4	3	0		0	0	0	0
AA-0054186	..00000	AUTO TEX Reinsurance Company, Ltd.	TCA		200	0	0		0		249	200	0		0	0	0	0
AA-0054661	..00000	AUTO TEX Casualty Reinsurance Company I, Ltd.	TCA		26	0	0		0		31	26	0		0	0	0	0
AA-0054662	..00000	AUTO TEX Casualty Reinsurance Company II, Ltd.	TCA		540	0	0		0		652	540	0		0	0	0	0
AA-0053533	..00000	Autoblock	TCA		205	0	0		0		370	205	0		0	0	0	0
AA-6900146	..00000	B.B.D. Reinsurance Limited - EKD 2010	SYC		271	0	0		0		551	271	0		0	0	0	0
AA-0051714	..00000	Barham RIC	TCA		970	0	0		0		1,101	970	0		0	0	0	0
AA-0057130	..00000	BBS Re	TCA		240	0	0		0		240	240	0		0	0	0	0
AA-0053846	..00000	BC Reinsurance Limited	TCA		109	0	0		0		223	109	0		0	0	0	0
AA-0052777	..00000	Beaumont Reinsurance Co Ltd	TCA		2,067	4	0		0		2,606	2,067	0		0	0	0	0
AA-0055574	..00000	Bedford Reinsurance Co Ltd	TCA		952	0	440		0		695	952	0		0	0	0	0
AA-0053798	..00000	Ben Mark & Co Reinsurance Co Ltd	TCA		132	0	0		0		850	132	0		0	0	0	0
AA-0057475	..00000	BFJ Re	TCA		711	0	0		0		711	711	0		0	0	0	0
AA-3190967	..00000	Big Red Reinsurance	TCA		441	0	0		0		772	441	0		0	0	0	0
AA-0057152	..00000	Big Sarasota Pass Reinsurance Co Ltd	TCA		127	0	0		0		129	127	0		0	0	0	0

ANNUAL STATEMENT FOR THE YEAR 2017 OF THE Dealers Assurance Company

SCHEDULE F - PART 5

Provision for Unauthorized Reinsurance as of December 31, Current Year (\$000 Omitted)

1	2	3	4	5	6	7	8	9	10	11	12	13	14	15	16	17	18	19
ID Number	NAIC Com- pany Code	Name of Reinsurer	Domi- ciliary Juris- diction	Special Code	Reinsurance Recoverable all Items Schedule F Part 3, Col. 15	Funds Held By Company Under Reinsurance Treaties	Letters of Credit	Issuing or Confirming Bank Reference Number (a)	Ceded Balances Payable	Miscellaneous Balances Payable	Trust Funds and Other Allowed Offset Items	Total Collateral and Offsets Allowed (Cols. 7+8+10+11 +12 but not in Excess of Col. 6)	Provision for Unauthorized Reinsurance (Col. 6 Minus Col. 13)	Recoverable Paid Losses & LAE Expenses Over 90 Days past Due not in Dispute	20% of Amount in Col. 15	20% of Amount in Dispute Included in Column 6	Provision for Overdue Reinsurance (Col. 16 plus Col. 17)	Total Provision for Reinsurance Ceded to Unauthorized Reinsurers (Col. 14 plus Col. 18 but not in Excess of Col. 6)
AA-0057793	.00000	BKRAD040 Reinsurance Company	TCA		1,403	.0	.0		17		1,436	1,403	.0		.0	.0	.0	.0
AA-0050895	.00000	Blair Reinsurance Co	TCA		.0	.0	.0		.0		.0	.0	.0		.0	.0	.0	.0
AA-0053278	.00000	BLC Reinsurance Co Ltd	TCA		.75	.62	.0		.0		.13	.75	.0		.0	.0	.0	.0
AA-0055377	.00000	Blue Heron Reinsurance Co. Ltd.	TCA		.11	.0	.0		.0		.19	.11	.0		.0	.0	.0	.0
AA-0051557	.00000	Blue Moon Reinsurance Company, Ltd.	TCA		.177	.0	.0		.0		.292	.177	.0		.0	.0	.0	.0
AA-0055535	.00000	BMR-2013	TCA		.291	.0	.0		.0		.383	.291	.0		.0	.0	.0	.0
AA-0052067	.00000	BMS	TCA		.617	.0	.0		.0		.617	.617	.0		.0	.0	.0	.0
AA-0054645	.00000	Bob White Reinsurance Company, Ltd.	TCA		.0	.0	.0		.0		.0	.0	.0		.0	.0	.0	.0
AA-0000003	.00000	Bork	TCA		.2	.0	.0		.0		.2	.2	.0		.0	.0	.0	.0
AA-0051261	.00000	Boyland Group Reinsurance Co Ltd	TCA		.7	.0	.0		.0		.101	.7	.0		.0	.0	.0	.0
AA-0057225	.00000	Broken Arrow Reinsurance Co Ltd	TCA		.147	.0	.0		.0		.147	.147	.0		.0	.0	.0	.0
AA-0057226	.00000	Broken Bow Reinsurance Co Ltd	TCA		.147	.0	.0		.0		.147	.147	.0		.0	.0	.0	.0
AA-0052438	.00000	Brookmont Capital Holding Reinsurance Company, Ltd	TCA		.162	.67	.85		.0		.26	.162	.0		.0	.0	.0	.0
AA-0050143	.00000	Bruce Titus Automotive GRP Re Co II Ltd	TCA		.11	.0	.0		.0		.331	.11	.0		.0	.0	.0	.0
AA-0054201	.00000	Bruce Titus Automotive GRP Re Co Ltd	TCA		.205	.0	.0		.0		1,093	.205	.0		.0	.0	.0	.0
AA-0053112	.00000	Bubba Junior Reinsurance Co Ltd	TCA		.111	.1	.0		.0		.254	.111	.0		.0	.0	.0	.0
AA-0053914	.00000	Buccaneer Reinsurance Co	TCA		.49	.14	.0		.0		2,197	.49	.0		.0	.0	.0	.0
AA-0056344	.00000	BIW Reinsurance Co Ltd	TCA		.289	(.144)	.0		.0		.433	.289	.0		.0	.0	.0	.0
AA-0000005	.00000	C.C.F. Reinsurance Co	TCA		.111	.0	.0		.0		.263	.111	.0		.0	.0	.0	.0
AA-0052056	.00000	Cabo Reinsurance Co., Ltd.	TCA		.443	.0	.0		.0		.443	.443	.0		.0	.0	.0	.0
AA-0053641	.00000	Candiotta Reinsurance Co Ltd	TCA		.397	.0	.0		.0		.688	.397	.0		.0	.0	.0	.0
AA-0057676	.00000	Candiotta Reinsurance II Co Ltd	TCA		.161	.0	.0		.0		.163	.161	.0		.0	.0	.0	.0
AA-0055140	.00000	Capital Automotive Re	TCA		.139	.0	.0		.0		.290	.139	.0		.0	.0	.0	.0
AA-0054860	.00000	CDM Re	TCA		.347	.0	.0		.0		.347	.347	.0		.0	.0	.0	.0
AA-0056519	.00000	CDP Re	TCA		.345	.0	.0		.0		.345	.345	.0		.0	.0	.0	.0
AA-0057457	.00000	CGBS Re	TCA		.68	.52	.0		.0		.52	.68	.0		.0	.0	.0	.0
AA-0053661	.00000	Chaps Reinsurance Co, Ltd	TCA		.575	.0	.0		.0		1,013	.575	.0		.0	.0	.0	.0
AA-0057717	.00000	Chesapeake Family Reinsurance Co	TCA		.22	.0	.0		.0		.22	.22	.0		.0	.0	.0	.0
AA-0052396	.00000	Chevalier Reinsurance Company	TCA		.199	.0	.0		.0		.218	.199	.0		.0	.0	.0	.0
AA-6900286	.00000	Chisholm Trail	TCA		.279	.0	.0		.0		.442	.279	.0		.0	.0	.0	.0
AA-0052068	.00000	Chopper RIC	TCA		.2	.0	.0		.0		.3	.2	.0		.0	.0	.0	.0
AA-0054875	.00000	Christensen 3 Reinsurance Co Ltd	TCA		.313	.0	.0		.0		.393	.313	.0		.0	.0	.0	.0
AA-0056351	.00000	Cinco Vista Reinsurance Company, Ltd	TCA		7,650	.0	.0		.0		9,355	7,650	.0		.0	.0	.0	.0
AA-0057227	.00000	Circle T Reinsurance Co Ltd	TCA		.147	.0	.0		.0		.147	.147	.0		.0	.0	.0	.0
AA-0053225	.00000	Claremont Capital Reinsurance, Ltd	TCA		.606	.0	1,137		.0		.30	.606	.0		.0	.0	.0	.0
AA-0052905	.00000	Clavey Road Reinsurance Co Ltd	TCA		.339	.0	.0		.0		.537	.339	.0		.0	.0	.0	.0
AA-0056335	.00000	Clayton Marketing Reinsurance Co Ltd	TCA		.572	.0	.0		.0		.777	.572	.0		.0	.0	.0	.0
AA-0056343	.00000	Click It RV	TCA		.130	.0	.0		.0		.187	.130	.0		.0	.0	.0	.0
AA-0055033	.00000	Cloverly Lane Reinsurance Company, Ltd	TCA		.71	.0	.0		.0		1,003	.71	.0		.0	.0	.0	.0
AA-0055932	.00000	CMFR Re	TCA		.44	.0	.0		.0		.50	.44	.0		.0	.0	.0	.0
AA-0056913	.00000	CNET Reinsurance Company	TCA		.139	.0	.0		.0		.772	.139	.0		.0	.0	.0	.0
AA-0052742	.00000	Coalition Reinsurance Co Ltd	TCA		.88	.0	.0		.0		.90	.88	.0		.0	.0	.0	.0
AA-0056821	.00000	Coastal Empire Reinsurance Co Ltd	TCA		.291	.0	.0		.0		.406	.291	.0		.0	.0	.0	.0
AA-0055077	.00000	Committed Reinsurance	TCA		.175	.0	.0		.0		.229	.175	.0		.0	.0	.0	.0
AA-0057153	.00000	Compass Rose Reinsurance Co Ltd	TCA		.127	.0	.0		.0		.129	.127	.0		.0	.0	.0	.0
AA-0053597	.00000	Cornered Reinsurance Co	TCA		.76	.0	.0		.0		.98	.76	.0		.0	.0	.0	.0
AA-0052064	.00000	Cortese	TCA		.14	.0	.0		.0		.70	.14	.0		.0	.0	.0	.0
AA-0056244	.00000	CSC Reinsurance Company, Ltd	TCA		.155	.0	.0		17		151	155	.0		.0	.0	.0	.0

ANNUAL STATEMENT FOR THE YEAR 2017 OF THE Dealers Assurance Company

SCHEDULE F - PART 5

Provision for Unauthorized Reinsurance as of December 31, Current Year (\$000 Omitted)

1	2	3	4	5	6	7	8	9	10	11	12	13	14	15	16	17	18	19
ID Number	NAIC Com- pany Code	Name of Reinsurer	Domi- ciliary Juris- diction	Special Code	Reinsurance Recoverable all Items Schedule F Part 3, Col. 15	Funds Held By Company Under Reinsurance Treaties	Letters of Credit	Issuing or Confirming Bank Reference Number (a)	Ceded Balances Payable	Miscellaneous Balances Payable	Trust Funds and Other Allowed Offset Items	Total Collateral and Offsets Allowed (Cols. 7+8+10+11 +12 but not in Excess of Col. 6)	Provision for Unauthorized Reinsurance (Col. 6 Minus Col. 13)	Recoverable Paid Losses & LAE Expenses Over 90 Days past Due not in Dispute	20% of Amount in Col. 15	20% of Amount in Dispute Included in Column 6	Provision for Overdue Reinsurance (Col. 16 plus Col. 17)	Total Provision for Reinsurance Ceded to Unauthorized Reinsurers (Col. 14 plus Col. 18 but not in Excess of Col. 6)
AA-0055995	.00000	CSCI Reinsurance Co, Ltd.	TCA.		9	0	0		0		12	9	0		0	0	0	0
AA-0053560	.00000	Quatro Vista Reinsurance Co	TCA.		1,669	0	0		0		3,440	1,669	0	0	0	0	0	0
AA-0051644	.00000	Dallas Roadster Reinsurance Co.	TCA.		0	(8)	0		0		8	0	0	0	0	0	0	0
AA-0056961	.00000	Danielle Chase Reinsurance Co Ltd	TCA.		168	0	0		0		168	168	0	0	0	0	0	0
AA-0053775	.00000	Dantam Reinsurance Co Ltd	TCA.		737	0	0		0		1,286	737	0	0	0	0	0	0
AA-0052670	.00000	Davenport Capitol Reinsurance Co Ltd	TCA.		94	0	0		0		94	94	0	0	0	0	0	0
AA-0052029	.00000	DBG Reinsurance Co Ltd	TCA.		511	0	0		0		852	511	0	0	0	0	0	0
AA-0053540	.00000	Deacon I Reinsurance Co	TCA.		17	0	0		0		29	17	0	0	0	0	0	0
AA-0053547	.00000	Deacon II Reinsurance Co	TCA.		17	0	0		0		30	17	0	0	0	0	0	0
AA-0055589	.00000	Deacon III Reinsurance Co	TCA.		74	(5)	0		0		103	74	0	0	0	0	0	0
AA-3614128	.00000	DGH III Reinsurance Co Ltd	KNA.		1	0	0		0		247	1	0	0	0	0	0	0
AA-0055412	.00000	Diamond G	TCA.		24	0	0		0		24	24	0	0	0	0	0	0
AA-0055999	.00000	Dickens Reinsurance Co Ltd	TCA.		646	0	0		0		720	646	0	0	0	0	0	0
AA-0054035	.00000	Dins-Zevin Western RIC Co Ltd	TCA.		1,978	0	0		0		2,417	1,978	0	0	0	0	0	0
AA-0055576	.00000	DJRR Reinsurance Co Ltd	TCA.		527	0	0		0		667	527	0	0	0	0	0	0
AA-0055100	.00000	DRH Charleston Reinsurance Co.	TCA.		281	0	0		0		338	281	0	0	0	0	0	0
AA-0056346	.00000	Drive Away Confident Reinsurance Co Ltd	TCA.		26	(5)	0		0		31	26	0	0	0	0	0	0
AA-0053849	.00000	Drive Reinsurance Limited	TCA.		1,267	0	0		0		1,629	1,267	0	0	0	0	0	0
AA-0053847	.00000	DRW Reinsurance Limited	TCA.		54	0	0		0		88	54	0	0	0	0	0	0
AA-0057338	.00000	Duffy Reinsurance Co	TCA.		258	0	0		0		273	258	0	0	0	0	0	0
AA-0055303	.00000	E&A Investments Reinsurance	TCA.		17	0	0		0		135	17	0	0	0	0	0	0
AA-0057486	.00000	EAI Reinsurance Company	TCA.		86	0	0		0		92	86	0	0	0	0	0	0
AA-0054996	.00000	EJB Reinsurance	TCA.		1,218	0	0		0		1,325	1,218	0	0	0	0	0	0
AA-0052400	.00000	EKD Reinsurance	TCA.		0	0	0		0		0	0	0	0	0	0	0	0
AA-0055933	.00000	Eric C Gerhardt Re	TCA.		16	0	0		0		22	16	0	0	0	0	0	0
AA-3191184	.00000	Esecurital Reinsurance Ltd.	BMJ.		0	0	0		0		0	0	0	0	0	0	0	0
AA-0055724	.00000	ET Reinsurance Co	TCA.		689	0	0		0		689	689	0	0	0	0	0	0
AA-0051683	.00000	First Automotive Agents Reinsurance Co Ltd	TCA.		5	4	0		0		7	5	0	0	0	0	0	0
AA-0056347	.00000	Forrester II Reinsurance Co Ltd	TCA.		36	0	0		0		36	36	0	0	0	0	0	0
AA-0057439	.00000	Fun Funds Reinsurance Co	TCA.		140	0	0		0		147	140	0	0	0	0	0	0
AA-6900103	.00000	G.R.J. Association Limited	SYC.		2	0	0		0		2,286	2	0	0	0	0	0	0
AA-0054899	.00000	G3 Forward Reinsurance Company, Ltd	TCA.		1,316	0	0		0		1,848	1,316	0	0	0	0	0	0
AA-0055875	.00000	G4 Forward Reinsurance Company, Ltd	TCA.		474	0	0		43		479	474	0	0	0	0	0	0
AA-0056090	.00000	G5 Forward Reinsurance Company, Ltd	TCA.		474	0	0		43		479	474	0	0	0	0	0	0
AA-0056091	.00000	G6 Forward Reinsurance Company, Ltd	TCA.		474	0	0		43		479	474	0	0	0	0	0	0
AA-0056553	.00000	G7 Forward Reinsurance Company, Ltd	TCA.		474	0	0		43		479	474	0	0	0	0	0	0
AA-0056887	.00000	G8 Forward Reinsurance Company, Ltd	TCA.		474	0	0		43		479	474	0	0	0	0	0	0
AA-3610430	.00000	Galactica Limited III	SYC.		2,131	0	0		0		2,199	2,131	0	0	0	0	0	0
AA-0054112	.00000	GEO Life	TCA.		2,622	0	0		0		3,367	2,622	0	0	0	0	0	0
AA-0053223	.00000	Global Capital Renisurance Co	TCA.		99	0	0		0		136	99	0	0	0	0	0	0
AA-0056853	.00000	Global Cellar Reinsurance Company	TCA.		0	0	0		0		0	0	0	0	0	0	0	0
AA-0057721	.00000	Global Protection Reinsurance Co	TCA.		14	0	0		0		14	14	0	0	0	0	0	0
AA-0055150	.00000	Global Reinsurance Company, Ltd	TCA.		23	0	0		0		23	23	0	0	0	0	0	0
AA-0052313	.00000	GMAY Reinsurane Company, Ltd.	TCA.		1,631	0	0		0		3,135	1,631	0	0	0	0	0	0
AA-0055146	.00000	GMS Reinsurance Co Ltd	TCA.		22	(22)	0		0		44	22	0	0	0	0	0	0
AA-0057722	.00000	Golf East Reinsurance Co	TCA.		22	0	0		0		22	22	0	0	0	0	0	0
AA-0055936	.00000	Govero Re	TCA.		44	0	0		0		50	44	0	0	0	0	0	0
AA-0055329	.00000	Grace 531 Reinsurance Co Ltd	TCA.		476	0	0		0		476	476	0	0	0	0	0	0
AA-0056688	.00000	Grand Sport	TCA.		91	0	0		0		106	91	0	0	0	0	0	0

ANNUAL STATEMENT FOR THE YEAR 2017 OF THE Dealers Assurance Company

SCHEDULE F - PART 5

Provision for Unauthorized Reinsurance as of December 31, Current Year (\$000 Omitted)

1	2	3	4	5	6	7	8	9	10	11	12	13	14	15	16	17	18	19
ID Number	NAIC Com- pany Code	Name of Reinsurer	Domi- ciliary Juris- diction	Special Code	Reinsurance Recoverable all Items Schedule F Part 3, Col. 15	Funds Held By Company Under Reinsurance Treaties	Letters of Credit	Issuing or Confirming Bank Reference Number (a)	Ceded Balances Payable	Miscellaneous Balances Payable	Trust Funds and Other Allowed Offset Items	Total Collateral and Offsets Allowed (Cols. 7+8+10+11 +12 but not in Excess of Col. 6)	Provision for Unauthorized Reinsurance (Col. 6 Minus Col. 13)	Recoverable Paid Losses & LAE Expenses Over 90 Days past Due not in Dispute	20% of Amount in Col. 15	20% of Amount in Dispute Included in Column 6	Provision for Overdue Reinsurance (Col. 16 plus Col. 17)	Total Provision for Reinsurance Ceded to Unauthorized Reinsurers (Col. 14 plus Col. 18 but not in Excess of Col. 6)
AA-0057723	..00000	Greater Charlotte Reinsurance Co .....	TCA.....		22	.0	.0		.0		22	22	.0		.0	.0	.0	.0
AA-0053171	..00000	Greek 6 Reinsurance Co Ltd .....	TCA.....		290	.0	.0		.0		358	290	.0		.0	.0	.0	.0
AA-0055655	..00000	GT Reinsurance Co .....	TCA.....		42	.0	.0		.0		46	42	.0		.0	.0	.0	.0
AA-0055644	..00000	H and J Auto Group .....	TCA.....		108	.0	.0		.0		109	108	.0		.0	.0	.0	.0
AA-0055785	..00000	Hall's Warranty Reinsurance Ltd .....	TCA.....		49	.0	.0		.0		765	49	.0		.0	.0	.0	.0
AA-0053863	..00000	HDZT REINSURANCE COMPANY, LTD. ....	TCA.....		524	.0	.0		.0		725	524	.0		.0	.0	.0	.0
AA-0051491	..00000	Herman Reinsurance Co Ltd .....	TCA.....		1,903	.0	.0		.0		2,224	1,903	.0		.0	.0	.0	.0
AA-0057329	..00000	Hikaru Reinsurance Co .....	TCA.....		26	.0	.0		.0		26	26	.0		.0	.0	.0	.0
AA-0056895	..00000	HILT 550 .....	TCA.....		792	.0	.0		.0		900	792	.0		.0	.0	.0	.0
AA-0052117	..00000	Honday Reinsurance Company, Ltd. ....	TCA.....		423	.0	.0		.0		726	423	.0		.0	.0	.0	.0
AA-0057174	..00000	HR Auto Motors Reinsurance Co Ltd .....	TCA.....		2	.0	.0		.0		2	2	.0		.0	.0	.0	.0
AA-0056515	..00000	Huge Re .....	TCA.....		521	.0	.0		.0		521	521	.0		.0	.0	.0	.0
AA-0052063	..00000	HYR .....	TCA.....		0	.0	.0		.0		0	0	.0		.0	.0	.0	.0
AA-3191198	..00000	IECD GAP .....	BMU.....		4,774	.0	.0		.0		4,774	4,774	.0		.0	.0	.0	.0
AA-0053388	..00000	Ikegami Partners Reinsurance Co Ltd .....	TCA.....		1,504	.0	.0		.0		2,467	1,504	.0		.0	.0	.0	.0
AA-0056609	..00000	INDMAT - 2015 .....	TCA.....		390	.0	.0		.0		390	390	.0		.0	.0	.0	.0
AA-0057212	..00000	INDMAT2 - 2015 .....	TCA.....		390	.0	.0		.0		393	390	.0		.0	.0	.0	.0
AA-0050354	..00000	J&H Reinsurance Co Ltd .....	TCA.....		197	.0	.0		.0		197	197	.0		.0	.0	.0	.0
AA-0055498	..00000	JAX Reinsurance Co, Ltd. ....	TCA.....		85	.0	.0		(6)		122	85	.0		.0	.0	.0	.0
AA-0052903	..00000	Jefjo Liberty Reinsurance Co Ltd .....	TCA.....		330	.0	.0		.0		671	330	.0		.0	.0	.0	.0
AA-3610305	..00000	JKC II Reinsurance Co Ltd .....	KNA.....		3	.0	.0		.0		147	3	.0		.0	.0	.0	.0
AA-0057181	..00000	JLCH .....	TCA.....		597	.0	.0		.0		711	597	.0		.0	.0	.0	.0
AA-0057727	..00000	JMS Family Reinsurance Co .....	TCA.....		2	.0	.0		.0		3	2	.0		.0	.0	.0	.0
AA-0052398	..00000	JOAC Reinsurance Co, LTD .....	TCA.....		2,473	.0	.0		.0		3,300	2,473	.0		.0	.0	.0	.0
AA-0057728	..00000	Jstar Family Reinsurance Co .....	TCA.....		2	.0	.0		.0		3	2	.0		.0	.0	.0	.0
AA-0055007	..00000	KAD Reinsurance .....	TCA.....		1,217	.0	.0		.0		1,325	1,217	.0		.0	.0	.0	.0
AA-0056348	..00000	KBH2 Reinsurance Co Ltd .....	TCA.....		67	(2)	.0		.0		75	67	.0		.0	.0	.0	.0
AA-0052866	..00000	Khoroshi Reinsurance Co Ltd .....	TCA.....		1	.0	.0		.0		1	1	.0		.0	.0	.0	.0
AA-0000004	..00000	Kingheart Limited .....	SYC.....		40	.0	.0		.0		87	40	.0		.0	.0	.0	.0
AA-0052304	..00000	Koala RIC .....	TCA.....		313	.0	.0		.0		313	313	.0		.0	.0	.0	.0
AA-0052518	..00000	KRFS Reinsurance Company, Ltd. ....	TCA.....		2,182	.0	.0		.0		3,687	2,182	.0		.0	.0	.0	.0
AA-6900187	..00000	Labyrinthus Texas VSC Limited III .....	SYC.....		1,952	.0	.0		.0		2,192	1,952	.0		.0	.0	.0	.0
AA-0052178	..00000	Laidlaw's Harley Davidson Re .....	TCA.....		0	.0	.0		.0		0	0	.0		.0	.0	.0	.0
AA-0054997	..00000	LBA Reinsurance Co Ltd .....	TCA.....		436	.0	.0		.0		659	436	.0		.0	.0	.0	.0
AA-0057734	..00000	Lee 3 Reinsurance Co Ltd .....	TCA.....		1,492	.0	.0		.0		1,492	1,492	.0		.0	.0	.0	.0
AA-0056185	..00000	Lee James Reinsurance Co .....	TCA.....		316	.0	.0		.0		316	316	.0		.0	.0	.0	.0
AA-0055717	..00000	Lee Lee Leasing Reinsurance Co Ltd .....	TCA.....		2,925	.0	.0		.0		2,925	2,925	.0		.0	.0	.0	.0
AA-0055374	..00000	Legacy Partners Reinsurance Co Ltd .....	TCA.....		13	.0	.0		.0		13	13	.0		.0	.0	.0	.0
AA-0057204	..00000	Legend Reinsurance Co .....	TCA.....		279	.0	.0		.0		279	279	.0		.0	.0	.0	.0
AA-0053546	..00000	Lews Auto Guard Reinsurance Co Ltd .....	TCA.....		3	.0	.0		.0		3	3	.0		.0	.0	.0	.0
AA-0052865	..00000	Llyons Holding Reinsurance Co .....	TCA.....		0	.0	.0		.0		0	0	.0		.0	.0	.0	.0
AA-0050897	..00000	Lots Reassurance Co .....	TCA.....		1,998	.0	.0		.0		2,739	1,998	.0		.0	.0	.0	.0
AA-0057154	..00000	Lucerne Reinsurance Co Ltd .....	TCA.....		127	.0	.0		.0		129	127	.0		.0	.0	.0	.0
AA-0057533	..00000	LVR .....	TCA.....		12	.0	.0		.0		12	12	.0		.0	.0	.0	.0
AA-0055106	..00000	LWIN Florence Reinsurance Co Ltd .....	TCA.....		51	.0	.0		.0		51	51	.0		.0	.0	.0	.0
AA-0052709	..00000	MATEBT-2009 REINSURANCE LTD .....	TCA.....		745	.0	.0		.0		789	745	.0		.0	.0	.0	.0
AA-0054555	..00000	McKamey Reinsurance Co Ltd .....	TCA.....		0	(6)	.0		.0		6	0	.0		.0	.0	.0	.0
AA-0056259	..00000	Mike Scarff 2 Reinsurance Co .....	TCA.....		633	.0	.0		.0		689	633	.0		.0	.0	.0	.0
AA-0052397	..00000	Mike Scarff Subaru Reinsurance Co Ltd .....	TCA.....		463	.0	.0		.0		1,373	463	.0		.0	.0	.0	.0

ANNUAL STATEMENT FOR THE YEAR 2017 OF THE Dealers Assurance Company

SCHEDULE F - PART 5

Provision for Unauthorized Reinsurance as of December 31, Current Year (\$000 Omitted)

1	2	3	4	5	6	7	8	9	10	11	12	13	14	15	16	17	18	19
ID Number	NAIC Com- pany Code	Name of Reinsurer	Domi- ciliary Juris- diction	Special Code	Reinsurance Recoverable all Items Schedule F Part 3, Col. 15	Funds Held By Company Under Reinsurance Treaties	Letters of Credit	Issuing or Confirming Bank Reference Number (a)	Ceded Balances Payable	Miscellaneous Balances Payable	Trust Funds and Other Allowed Offset Items	Total Collateral and Offsets Allowed (Cols. 7+8+10+11 +12 but not in Excess of Col. 6)	Provision for Unauthorized Reinsurance (Col. 6 Minus Col. 13)	Recoverable Paid Losses & LAE Expenses Over 90 Days past Due not in Dispute	20% of Amount in Col. 15	20% of Amount in Dispute Included in Column 6	Provision for Overdue Reinsurance (Col. 16 plus Col. 17)	Total Provision for Reinsurance Ceded to Unauthorized Reinsurers (Col. 14 plus Col. 18 but not in Excess of Col. 6)
AA-0055350	..00000	Montrose Reinsurance Co Ltd	TCA		131	0	0		0		245	131	0		0	0	0	0
AA-0052348	..00000	Motorsports FL Ric	TCA		0	0	0		0		0	0	0		0	0	0	0
AA-0057253	..00000	MPHPS Re Ltd	TCA		14	0	0		0		14	14	0		0	0	0	0
AA-0056896	..00000	MR Rogers Reins	TCA		101	0	0		0		101	101	0		0	0	0	0
AA-0053051	..00000	MTJ II Reinsurance Company	TCA		48	0	0		0		66	48	0		0	0	0	0
AA-0052917	..00000	Muscle Car Reinsurance Co Ltd	TCA		101	0	0		0		126	101	0		0	0	0	0
AA-0052061	..00000	NCWL	TCA		261	0	0		0		280	261	0		0	0	0	0
AA-0053683	..00000	Nel-Ford Reinsurance Co, LTD	TCA		2,050	0	0		0		3,592	2,050	0		0	0	0	0
AA-0055983	..00000	Nile Auto Performance Limited II	TCA		1,583	0	0		0		1,666	1,583	0		0	0	0	0
AA-0054961	..00000	Nile Texas CLP, Ltd. III	SYC		1,810	0	0		0		2,190	1,810	0		0	0	0	0
AA-0056130	..00000	Nineteenth Hole RIC	TCA		448	0	0		0		571	448	0		0	0	0	0
AA-0053662	..00000	Norma Reinsurace Col, LTD	TCA		48	0	0		0		109	48	0		0	0	0	0
AA-0055142	..00000	Northwest Motor Sport Rocks Re Co Ltd	TCA		39	0	0		0		71	39	0		0	0	0	0
AA-0052515	..00000	NTN REINSURANCE COMPANY, LTD.	TCA		1,533	0	0		0		2,211	1,533	0		0	0	0	0
AA-0053374	..00000	Nuevo Nino's Reinsurance Co Ltd	TCA		116	0	0		0		116	116	0		0	0	0	0
AA-0052953	..00000	NWMS Holdings Reinsurance Co Ltd	TCA		46	0	0		0		62	46	0		0	0	0	0
AA-0057491	..00000	NY Palm Tree Reinsurance	TCA		51	0	0		0		51	51	0		0	0	0	0
AA-0056839	..00000	QAO Re	TCA		327	0	0		0		354	327	0		0	0	0	0
AA-0055681	..00000	ODM Reinsurance Co Ltd	TCA		30	0	0		0		112	30	0		0	0	0	0
AA-0056517	..00000	OFEB Re	TCA		556	0	0		0		578	556	0		0	0	0	0
AA-0053981	..00000	OGM	TCA		671	0	0		0		1,077	671	0		0	0	0	0
AA-0052743	..00000	Old School Reinsurance Co Ltd	TCA		97	0	0		0		104	97	0		0	0	0	0
AA-0055874	..00000	Ompen Re Limited	TCA		474	0	0		43		479	474	0		0	0	0	0
AA-0056897	..00000	ONS Reins	TCA		540	0	0		0		576	540	0		0	0	0	0
AA-0056460	..00000	Parana Re	TCA		1,178	0	0		0		1,256	1,178	0		0	0	0	0
AA-0052881	..00000	Patmotmart Reinsurance Co Ltd	TCA		3	0	0		0		33	3	0		0	0	0	0
AA-0053549	..00000	Paul Blanco Maintenance Plus	TCA		27	0	0		0		47	27	0		0	0	0	0
AA-0055421	..00000	PBL Reinsurance Co Ltd	TCA		330	0	0		0		702	330	0		0	0	0	0
AA-0055005	..00000	Penult Resinsurance	TCA		1,218	0	0		0		1,325	1,218	0		0	0	0	0
AA-0054419	..00000	PIPCO	TCA		569	0	0		0		2,366	569	0		0	0	0	0
AA-0051055	..00000	Plainview Reinsurance Co	TCA		0	0	0		0		0	0	0		0	0	0	0
AA-0051506	..00000	Poncho Investments Reinsurance Co Ltd	TCA		1,463	0	0		0		1,729	1,463	0		0	0	0	0
AA-0055040	..00000	Possum Creek	TCA		718	0	0		0		859	718	0		0	0	0	0
AA-0056019	..00000	Princess Rette RIC	TCA		454	0	0		0		558	454	0		0	0	0	0
AA-0052861	..00000	Pro Caliber Reinsurance Co	TCA		147	0	0		0		229	147	0		0	0	0	0
AA-0053052	..00000	Producers Associates Reinsurance Co	TCA		3,816	42	0		0		11,140	3,816	0		0	0	0	0
AA-0053132	..00000	Professional Automotive Management Reinsuranc Co	TCA		115	0	0		0		116	115	0		0	0	0	0
AA-0051879	..00000	Professional Financial Services	TCA		121	0	0		0		121	121	0		0	0	0	0
AA-0040101	..00000	Progressive Insurance Ltd	VGB		1,435	0	0		0		1,636	1,435	0		0	0	0	0
AA-0054417	..00000	Protect Reinsurance Co Ltd	TCA		0	0	0		0		0	0	0		0	0	0	0
AA-0054416	..00000	Pursch Reinsurance Co Ltd	TCA		59	0	0		0		67	59	0		0	0	0	0
AA-3614205	..00000	Quicksilver Texas Limited III	SYC		1,952	0	0		0		2,194	1,952	0		0	0	0	0
AA-0052886	..00000	Randy Grant Reinsurance Co Ltd	TCA		505	0	0		0		672	505	0		0	0	0	0
AA-0053982	..00000	RBE	TCA		671	0	0		0		1,076	671	0		0	0	0	0
AA-0056856	..00000	RDN Warranty Group Reinsurance Company	TCA		0	0	0		0		0	0	0		0	0	0	0
AA-0055212	..00000	Repent Reinsurance	TCA		23	0	0		0		49	23	0		0	0	0	0
AA-0053534	..00000	Richard Kay Reinsurance Co Ltd	TCA		134	(5)	0		0		178	134	0		0	0	0	0
AA-0052705	..00000	Riders Assurnce Reinsurance	TCA		158	0	0		0		500	158	0		0	0	0	0
AA-0056147	..00000	Riders II Reinsurance	TCA		165	0	0		0		656	165	0		0	0	0	0



ANNUAL STATEMENT FOR THE YEAR 2017 OF THE Dealers Assurance Company

**SCHEDULE F - PART 5**

Provision for Unauthorized Reinsurance as of December 31, Current Year (\$000 Omitted)

1	2	3	4	5	6	7	8	9	10	11	12	13	14	15	16	17	18	19
ID Number	NAIC Com- pany Code	Name of Reinsurer	Domi- ciliary Juris- diction	Special Code	Reinsurance Recoverable all Items Schedule F Part 3, Col. 15	Funds Held By Company Under Reinsurance Treaties	Letters of Credit	Issuing or Confirming Bank Reference Number (a)	Ceded Balances Payable	Miscellaneous Balances Payable	Trust Funds and Other Allowed Offset Items	Total Collateral and Offsets Allowed (Cols. 7+8+10+11 +12 but not in Excess of Col. 6)	Provision for Unauthorized Reinsurance (Col. 6 Minus Col. 13)	Recoverable Paid Losses & LAE Expenses Over 90 Days past Due not in Dispute	20% of Amount in Col. 15	20% of Amount in Dispute Included in Column 6	Provision for Overdue Reinsurance (Col. 16 plus Col. 17)	Total Provision for Reinsurance Ceded to Unauthorized Reinsurers (Col. 14 plus Col. 18 but not in Excess of Col. 6)
AA-0052247	.00000	Rivergreen Reinsurance Co Ltd	TCA		12	0	0		0		22	12	0		0	0	0	0
AA-0057321	.00000	RJ Investments Reinsurance Co	TCA		585	0	0		0		585	585	0		0	0	0	0
AA-0055806	.00000	RJ Kody III Reinsurance Co	TCA		456	0	0		0		515	456	0		0	0	0	0
AA-0052444	.00000	Roush Reinsurance Co	TCA		31	0	0		0		33	31	0		0	0	0	0
AA-0056273	.00000	Roy Buck Reinsurance Co Ltd	TCA		108	102	0		0		6	108	0		0	0	0	0
AA-0054962	.00000	Rubicon Auto Performance Limited III	SYC		1,952	0	0		0		2,189	1,952	0		0	0	0	0
AA-6900218	.00000	S&J Performance Ltd	SYC		835	0	0		0		1,333	835	0		0	0	0	0
AA-0052900	.00000	S&M Reinsurance Co Ltd	TCA		1,119	0	0		0		1,973	1,119	0		0	0	0	0
AA-0057777	.00000	Sage Investments Reinsurance Co Ltd	TCA		299	0	0		0		311	299	0		0	0	0	0
AA-0057175	.00000	Sail View Reinsurance Co Ltd	TCA		5	0	0		0		6	5	0		0	0	0	0
AA-3614206	.00000	Sanborn Reinsurance Co Ltd	TCA		14	0	0		0		22	14	0		0	0	0	0
AA-0052860	.00000	Savage Cars Reinsurance Co Ltd	TCA		197	0	0		0		197	197	0		0	0	0	0
AA-0057827	.00000	SENAK Reinsurance Co	TCA		6	0	0		0		7	6	0		0	0	0	0
AA-0051756	.00000	Service One Reinsurance	TCA		0	0	0		0		0	0	0		0	0	0	0
AA-0057329	.00000	SGJG Reinsurance Company	TCA		877	0	0		0		881	877	0		0	0	0	0
AA-0054998	.00000	Sheengus Victoria (1213)	TCA		1,744	0	0		0		2,869	1,744	0		0	0	0	0
AA-0053848	.00000	SIC EM Reinsurance Limited	TCA		24	0	0		0		40	24	0		0	0	0	0
AA-0052745	.00000	Signet Financial Group	TCA		0	0	0		0		0	0	0		0	0	0	0
AA-0053964	.00000	Simba RIC	TCA		188	22	0		0		195	188	0		0	0	0	0
AA-0054665	.00000	SKK Renisurance Co	TCA		25	0	0		0		56	25	0		0	0	0	0
AA-0055872	.00000	SP Forward Reinsurance Company	TCA		474	0	0		43		479	474	0		0	0	0	0
AA-0055723	.00000	Spirit Auto Centers Reinsurance Co Ltd	TCA		20	20	0		0		0	20	0		0	0	0	0
AA-0052669	.00000	Sport Durst Reinsurance Co Ltd	TCA		0	0	0		0		7	0	0		0	0	0	0
AA-0053845	.00000	SSL Reinsurance Limited	TCA		109	0	0		0		220	109	0		0	0	0	0
AA-0055573	.00000	Stables Reinsurance Co Ltd	TCA		1,147	0	0		0		1,509	1,147	0		0	0	0	0
AA-0055005	.00000	Suzart Reinsurance	TCA		1,226	0	0		0		1,325	1,226	0		0	0	0	0
AA-0057792	.00000	SV Reinsurance Company Ltd	TCA		155	0	0		0		155	155	0		0	0	0	0
AA-0055032	.00000	Sweet Gum Reinsurance Company, Ltd	TCA		71	0	0		0		908	71	0		0	0	0	0
AA-0057730	.00000	TAPP Group Reinsurance Co	TCA		29	30	0		0		0	29	0		0	0	0	0
AA-3614208	.00000	Take Two Reinsurance Co Ltd	KNA		89	0	0		0		138	89	0		0	0	0	0
AA-0050570	.00000	The American Protector Reinsurance Co Ltd	TCA		161	0	0		0		277	161	0		0	0	0	0
AA-0053778	.00000	Thirteen Twenty Reinsurance Col, Ltd.	TCA		1,127	0	0		0		1,561	1,127	0		0	0	0	0
AA-0057956	.00000	Thirty A Re	TCA		742	0	0		0		761	742	0		0	0	0	0
AA-3610433	.00000	Thornapple Reinsurance Co, Ltd.	BMU		11	0	0		0		19	11	0		0	0	0	0
AA-0056465	.00000	Tocantins Reins Ltd	TCA		1,172	0	0		0		1,320	1,172	0		0	0	0	0
AA-0057223	.00000	Towne Auto	TCA		1,613	0	0		0		1,613	1,613	0		0	0	0	0
AA-0053682	.00000	TPKW Reinsurance co., Ltd.	TCA		127	0	0		0		186	127	0		0	0	0	0
AA-0052642	.00000	Tres Vista Reinsurance Co LTD	TCA		0	0	0		0		0	0	0		0	0	0	0
AA-0053690	.00000	TRG Reinsurance Co, Ltd.	TCA		23	0	0		(1)		26	23	0		0	0	0	0
AA-0055455	.00000	Turnkey Auto Group	TCA		57	0	0		0		91	57	0		0	0	0	0
AA-0053783	.00000	Tustin Auto Group Reinsurance Co Ltd	TCA		0	(1)	0		0		14	0	0		0	0	0	0
AA-0053860	.00000	Twenty Twelve RIC	TCA		7	0	0		0		42	7	0		0	0	0	0
AA-0052677	.00000	UCC II RIC	TCA		29	0	0		0		41	29	0		0	0	0	0
AA-0053888	.00000	UCC III RIC - (CEB)	TCA		1,917	0	0		0		4,168	1,917	0		0	0	0	0
AA-0056639	.00000	Uno Mas Reinsurance Co Ltd	TCA		127	0	0		0		127	127	0		0	0	0	0
AA-0053769	.00000	UPP Reinsurance Co Ltd	TCA		0	0	0		0		62	0	0		0	0	0	0
AA-0051532	.00000	Utter Brothers	TCA		1,203	0	0		0		1,524	1,203	0		0	0	0	0
AA-0056361	.00000	Valley Auburn RV Reinsurance Co	TCA		70	0	0		0		73	70	0		0	0	0	0
AA-0040209	.00000	Valley National Reinsurance Company, Ltd	VGB		274	0	0		22		674	274	0		0	0	0	0

ANNUAL STATEMENT FOR THE YEAR 2017 OF THE Dealers Assurance Company

SCHEDULE F - PART 5

Provision for Unauthorized Reinsurance as of December 31, Current Year (\$000 Omitted)

1	2	3	4	5	6	7	8	9	10	11	12	13	14	15	16	17	18	19
ID Number	NAIC Company Code	Name of Reinsurer	Domiciliary Jurisdiction	Special Code	Reinsurance Recoverable all Items Schedule F Part 3, Col. 15	Funds Held By Company Under Reinsurance Treaties	Letters of Credit	Issuing or Confirming Bank Reference Number (a)	Ceded Balances Payable	Miscellaneous Balances Payable	Trust Funds and Other Allowed Offset Items	Total Collateral and Offsets Allowed (Cols. 7+8+10+11 +12 but not in Excess of Col. 6)	Provision for Unauthorized Reinsurance (Col. 6 Minus Col. 13)	Recoverable Paid Losses & LAE Expenses Over 90 Days past Due not in Dispute	20% of Amount in Col. 15	20% of Amount in Dispute Included in Column 6	Provision for Overdue Reinsurance (Col 16 plus Col. 17)	Total Provision for Reinsurance Ceded to Unauthorized Reinsurers (Col. 14 plus Col. 18 but not in Excess of Col. 6)
AA-0052747	..00000	Victoria Reinsurance, Ltd. ....	TCA.....		1,268	.0	.0		.0		2,750	1,268	.0		.0	.0	.0	.0
AA-0055391	..00000	Visser Renisurance Co .....	TCA.....		18	.0	.0		.0		40	18	.0		.0	.0	.0	.0
AA-0056466	..00000	Volga Reins Ltd .....	TCA.....		1,178	.0	.0		.0		1,320	1,178	.0		.0	.0	.0	.0
AA-0053299	..00000	VW VW Reinsurance Co Ltd .....	TCA.....		603	.0	.0		.0		962	603	.0		.0	.0	.0	.0
AA-3610432	..00000	Wapenshaw Limited III .....	SYC.....		1,951	.0	.0		.0		2,188	1,951	.0		.0	.0	.0	.0
AA-0053372	..00000	Waranty Global Group Executive RIC .....	TCA.....		46	.0	.0		.0		534	46	.0		.0	.0	.0	.0
AA-0052946	..00000	Warranty Global Group Premier Reinsurance Co., Ltd .....																
			TCA.....		33	.0	.0		.0		518	33	.0		.0	.0	.0	.0
AA-0054977	..00000	Waterstone Texas VSC Limited III .....	SYC.....		1,952	.0	.0		.0		2,194	1,952	.0		.0	.0	.0	.0
AA-0055677	..00000	Watson R F Reinsurance Company, Ltd .....	TCA.....		1	.0	.0		.0		2	1	.0		.0	.0	.0	.0
AA-0052591	..00000	WC Smith Reinsurance Co Ltd .....	TCA.....		0	.0	.0		.0		0	0	.0		.0	.0	.0	.0
AA-3774111	..00000	Wellington Security International Insurance Co. ....	CYM.....		10,334	11,377	.0		.0		.0	10,334	.0		.0	.0	.0	.0
AA-0053172	..00000	Westgate Auto Group Reinsurance Co Ltd .....	TCA.....		8	.0	.0		.0		10	8	.0		.0	.0	.0	.0
AA-0052058	..00000	WFO Reinsurance Co .....	TCA.....		0	.0	.0		.0		.0	0	.0		.0	.0	.0	.0
AA-0055673	..00000	Winot Reinsurance .....	TCA.....		70	.0	.0		.0		131	70	.0		.0	.0	.0	.0
AA-0052714	..00000	WRC-2009 Reins .....	TCA.....		0	.0	.0		.0		0	0	.0		.0	.0	.0	.0
AA-0052707	..00000	WRGMAT-2009 (Ridenow) .....	TCA.....		1,038	.0	.0		.0		1,163	1,038	.0		.0	.0	.0	.0
AA-0053729	..00000	WRP-3 Reinsurance Co., Ltd. ....	TCA.....		2,391	.0	.0		.0		2,753	2,391	.0		.0	.0	.0	.0
AA-0054278	..00000	Y2K Holdings Reinsurance Co Ltd .....	TCA.....		302	.0	.0		.0		636	302	.0		.0	.0	.0	.0
AA-0052332	..00000	Young Automotive Group Reinsurance Co., Ltd .....	TCA.....		474	.0	.0		42		479	474	.0		.0	.0	.0	.0
AA-0052415	..00000	Zasirin .....	TCA.....		118	.0	.0		.0		139	118	.0		.0	.0	.0	.0
1299999. Total Other Non-U.S. Insurers					167,330	12,090	1,662	XXX	431	0	225,171	167,330	0	0	0	0	0	0
1399999. Total Affiliates and Others					219,169	12,660	1,662	XXX	780	0	281,940	219,169	0	0	0	0	0	0
1499999. Total Protected Cells								XXX				0	0		0	0	0	0
9999999 Totals					219,169	12,660	1,662	XXX	780	0	281,940	219,169	0	0	0	0	0	0

1. Amounts in dispute totaling \$ ..... are included in Column 6.
2. Amounts in dispute totaling \$ ..... are excluded from Column 15.

(a)	Issuing or Confirming Bank Reference Number	Letters of Credit Code	American Bankers Association (ABA) Routing Number	Issuing or Confirming Bank Name	Letters of Credit Amount
	.....	1.....	111000614 .....	JP Morgan Chase Bank .....	.....440
	.....	1.....	121137522 .....	Comerica Bank .....	.....1,222

Schedule F - Part 6 - Section 1 - Provision for Reinsurance Ceded to Certified Reinsurers

**N O N E**

Schedule F - Part 6 - Section 1 - Bank Footnote

**N O N E**

Schedule F - Part 6 - Section 2 - Provision for Overdue Reinsurance Ceded to Certified Reinsurers

**N O N E**

Schedule F - Part 7 - Provision for Overdue Authorized Reinsurance

**N O N E**

Schedule F - Part 8 - Provision for Overdue Reinsurance

**N O N E**

SCHEDULE F - PART 9

Restatement of Balance Sheet to Identify Net Credit for Reinsurance

	1 As Reported (Net of Ceded)	2 Restatement Adjustments	3 Restated (Gross of Ceded)
ASSETS (Page 2, Col. 3)			
1. Cash and invested assets (Line 12) .....	111,918,872		111,918,872
2. Premiums and considerations (Line 15) .....	3,501,295		3,501,295
3. Reinsurance recoverable on loss and loss adjustment expense payments (Line 16.1) .....	0		0
4. Funds held by or deposited with reinsured companies (Line 16.2) .....	0		0
5. Other assets .....	1,641,168		1,641,168
6. Net amount recoverable from reinsurers .....		210,341,352	210,341,352
7. Protected cell assets (Line 27) .....	0		0
8. Totals (Line 28) .....	117,061,335	210,341,352	327,402,687
LIABILITIES (Page 3)			
9. Losses and loss adjustment expenses (Lines 1 through 3) .....	357,610	4,970,094	5,327,704
10. Taxes, expenses, and other obligations (Lines 4 through 8) .....	2,431,710		2,431,710
11. Unearned premiums (Line 9) .....	23,949,164	218,818,514	242,767,678
12. Advance premiums (Line 10) .....			0
13. Dividends declared and unpaid (Line 11.1 and 11.2) .....	0		0
14. Ceded reinsurance premiums payable (net of ceding commissions (Line 12) .....	786,452	(786,452)	0
15. Funds held by company under reinsurance treaties (Line 13) .....	12,660,804	(12,660,804)	0
16. Amounts withheld or retained by company for account of others (Line 14) .....	9,443,125		9,443,125
17. Provision for reinsurance (Line 16) .....			0
18. Other liabilities .....	173,333		173,333
19. Total liabilities excluding protected cell business (Line 26) .....	49,802,198	210,341,352	260,143,550
20. Protected cell liabilities (Line 27) .....			0
21. Surplus as regards policyholders (Line 37)	67,259,137	XXX	67,259,137
22. Totals (Line 38)	117,061,335	210,341,352	327,402,687

NOTE: Is the restatement of this exhibit the result of grossing up balances ceded to affiliates under 100 percent reinsurance or pooling arrangements? ..... Yes [        ] No [ X    ]

If yes, give full explanation: .....

Schedule H - Part 1 - Analysis of Underwriting Operations

**N O N E**

Schedule H - Part 2 - Reserves and Liabilities

**N O N E**

Schedule H - Part 3 - Test of Prior Year's Claim Reserves and Liabilities

**N O N E**

Schedule H - Part 4 - Reinsurance

**N O N E**

Schedule H - Part 5 - Health Claims

**N O N E**

Schedule P - Part 1A - Homeowners/Farmowners

**N O N E**

Schedule P - Part 1B - Private Passenger Auto Liability/Medical

**N O N E**

Schedule P - Part 1C - Commercial Auto/Truck Liability/Medical

**N O N E**

Schedule P - Part 1D - Workers' Compensation (Excluding Excess Workers' Compensation)

**N O N E**

Schedule P - Part 1E - Commercial Multiple Peril

**N O N E**

Schedule P - Part 1F - Section 1 - Medical Professional Liability - Occurrence

**N O N E**

Schedule P - Part 1F - Section 2 - Medical Professional Liability - Claims-Made

**N O N E**

Schedule P - Part 1G - Special Liability (Ocean Marine, Aircraft (all perils), Boiler and Machinery)

**N O N E**

ANNUAL STATEMENT FOR THE YEAR 2017 OF THE Dealers Assurance Company

**SCHEDULE P - PART 1H - SECTION 1 - OTHER LIABILITY - OCCURRENCE**

(\$000 OMITTED)

Years in Which Premiums Were Earned and Losses Were Incurred	Premiums Earned			Loss and Loss Expense Payments								12
	1  Direct and Assumed	2  Ceded	3  Net (1 - 2)	Loss Payments		Defense and Cost Containment Payments		Adjusting and Other Payments		10  Salvage and Subrogation Received	11  Total Net Paid Cols (4 - 5 + 6 - 7 + 8 - 9)	Number of Claims Reported Direct and Assumed
				4  Direct and Assumed	5  Ceded	6  Direct and Assumed	7  Ceded	8  Direct and Assumed	9  Ceded			
1. Prior.....	XXX	XXX	XXX	0	0	0	0	0	0	0	0	XXX
2. 2008.....	477	0	477	0	0	0	0	0	0	0	0	0
3. 2009.....	605	0	605	2	0	0	0	0	0	0	2	0
4. 2010.....	507	90	417	0	0	0	0	0	0	0	0	0
5. 2011.....	518	124	394	3	3	0	0	0	0	0	0	0
6. 2012.....	722	170	552	26	25	0	0	0	0	0	1	0
7. 2013.....	902	115	787	35	33	0	0	0	0	0	2	1
8. 2014.....	1,548	235	1,313	135	121	0	0	0	0	0	14	1
9. 2015.....	(192)	(82)	(110)	1,002	935	0	0	0	0	0	67	76
10. 2016.....	4,547	3,660	887	3,701	3,255	0	0	0	0	0	446	1,195
11. 2017.....	5,402	4,495	907	5,668	4,782	0	0	0	0	0	886	6,281
12. Totals	XXX	XXX	XXX	10,572	9,154	0	0	0	0	0	1,418	XXX

	Losses Unpaid				Defense and Cost Containment Unpaid				Adjusting and Other Unpaid		23	24	25
	Case Basis		Bulk + IBNR		Case Basis		Bulk + IBNR						
	13	14	15	16	17	18	19	20	21	22			
	Direct and Assumed	Ceded	Direct and Assumed	Ceded	Direct and Assumed	Ceded	Direct and Assumed	Ceded	Direct and Assumed	Ceded			
1. Prior.....	0	0	0	0	0	0	0	0	0	0	0	0	0
2. 2008.....	0	0	0	0	0	0	0	0	0	0	0	0	0
3. 2009.....	0	0	0	0	0	0	0	0	0	0	0	0	0
4. 2010.....	0	0	0	0	0	0	0	0	0	0	0	0	0
5. 2011.....	0	0	0	0	0	0	0	0	0	0	0	0	0
6. 2012.....	0	0	0	0	0	0	0	0	0	0	0	0	0
7. 2013.....	0	0	0	0	0	0	0	0	0	0	0	0	0
8. 2014.....	0	0	0	0	0	0	0	0	0	0	0	0	0
9. 2015.....	0	0	0	0	0	0	0	0	0	0	0	0	0
10. 2016.....	0	0	0	0	0	0	0	0	0	0	0	0	0
11. 2017.....	0	0	1,468	1,124	0	0	0	0	0	0	0	344	0
12. Totals	0	0	1,468	1,124	0	0	0	0	0	0	0	344	0

	Total Losses and Loss Expenses Incurred			Loss and Loss Expense Percentage (Incurred /Premiums Earned)			Nontabular Discount		34	Net Balance Sheet Reserves After Discount	
	26	27	28	29	30	31	32	33	Inter- Company Pooling Participation Percentage	35	36
	Direct and Assumed	Ceded	Net	Direct and Assumed	Ceded	Net	Loss	Loss Expense		Losses Unpaid	Loss Expenses Unpaid
1. Prior.....	XXX	XXX	XXX	XXX	XXX	XXX	0	0	XXX	0	0
2. 2008.....	0	0	0	0.0	0.0	0.0	0	0	0.0	0	0
3. 2009.....	2	0	2	0.3	0.0	0.3	0	0	0.0	0	0
4. 2010.....	0	0	0	0.0	0.0	0.0	0	0	0.0	0	0
5. 2011.....	3	3	0	0.6	2.4	0.0	0	0	0.0	0	0
6. 2012.....	26	25	1	3.6	14.7	0.2	0	0	0.0	0	0
7. 2013.....	35	33	2	3.9	28.7	0.3	0	0	0.0	0	0
8. 2014.....	135	121	14	8.7	51.5	1.1	0	0	0.0	0	0
9. 2015.....	1,002	935	67	(521.9)	(1,140.2)	(60.9)	0	0	0.0	0	0
10. 2016.....	3,701	3,255	446	81.4	88.9	50.3	0	0	0.0	0	0
11. 2017.....	7,136	5,906	1,230	132.1	131.4	135.6	0	0	0.0	344	0
12. Totals	XXX	XXX	XXX	XXX	XXX	XXX	0	0	XXX	344	0

Schedule P - Part 1H - Section 2 - Other Liability - Claims-Made

**N O N E**

Schedule P - Part 1I - Special Property (Fire, Allied Lines...)

**N O N E**

Schedule P - Part 1J - Auto Physical Damage

**N O N E**

Schedule P - Part 1K - Fidelity/Surety

**N O N E**



ANNUAL STATEMENT FOR THE YEAR 2017 OF THE Dealers Assurance Company

**SCHEDULE P - PART 1L - OTHER (INCLUDING CREDIT, ACCIDENT AND HEALTH)**

(\$000 OMITTED)

Years in Which Premiums Were Earned and Losses Were Incurred	Premiums Earned			Loss and Loss Expense Payments								12
	1  Direct and Assumed	2  Ceded	3  Net (1 - 2)	Loss Payments		Defense and Cost Containment Payments		Adjusting and Other Payments		10  Salvage and Subrogation Received	11  Total Net Paid Cols (4 - 5 + 6 - 7 + 8 - 9)	Number of Claims Reported Direct and Assumed
				4	5	6	7	8	9			
				Direct and Assumed	Ceded	Direct and Assumed	Ceded	Direct and Assumed	Ceded			
1. Prior.....	XXX	XXX	XXX	0	0	0	0	0	0	0	0	XXX
2. 2016.....	130	33	97	1	1	0	0	0	0	0	0	XXX
3. 2017.....	23	0	23	0	0	0	0	0	0	0	0	XXX
4. Totals	XXX	XXX	XXX	1	1	0	0	0	0	0	0	XXX

	Losses Unpaid				Defense and Cost Containment Unpaid				Adjusting and Other Unpaid		23	24	25
	Case Basis		Bulk + IBNR		Case Basis		Bulk + IBNR						
	13	14	15	16	17	18	19	20	21	22			
	Direct and Assumed	Ceded	Direct and Assumed	Ceded	Direct and Assumed	Ceded	Direct and Assumed	Ceded	Direct and Assumed	Ceded			
1. Prior	0	0	0	0	0	0	0	0	0	0	0	0	0
2. 2016	0	0	0	0	0	0	0	0	0	0	0	0	0
3. 2017	0	0	0	0	0	0	0	0	0	0	0	0	0
4. Totals	0	0	0	0	0	0	0	0	0	0	0	0	0

	Total Losses and Loss Expenses Incurred			Loss and Loss Expense Percentage (Incurred /Premiums Earned)			Nontabular Discount		34 Inter-Company Pooling Participation Percentage	Net Balance Sheet Reserves After Discount	
	26	27	28	29	30	31	32	33		35	36
	Direct and Assumed	Ceded	Net	Direct and Assumed	Ceded	Net	Loss	Loss Expense		Losses Unpaid	Loss Expenses Unpaid
1. Prior.....	XXX	XXX	XXX	XXX	XXX	XXX	0	0	XXX	0	0
2. 2016.....	1	1	0	0.8	3.0	0.0	0	0	0.0	0	0
3. 2017.....	0	0	0	0.0	0.0	0.0	0	0	0.0	0	0
4. Totals	XXX	XXX	XXX	XXX	XXX	XXX	0	0	XXX	0	0

Schedule P - Part 1M - International

**N O N E**

Schedule P - Part 1N - Reinsurance - Nonproportional Assumed Property

**N O N E**

Schedule P - Part 1O - Reinsurance - Nonproportional Assumed Liability

**N O N E**

Schedule P - Part 1P - Reinsurance - Nonproportional Assumed Financial Lines

**N O N E**

Schedule P - Part 1R - Section 1 - Products Liability - Occurrence

**N O N E**

Schedule P - Part 1R - Section 2 - Products Liability - Claims-Made

**N O N E**

Schedule P - Part 1S - Financial Guaranty/Mortgage Guaranty

**N O N E**

ANNUAL STATEMENT FOR THE YEAR 2017 OF THE Dealers Assurance Company

**SCHEDULE P - PART 1T - WARRANTY**

(\$000 OMITTED)

Years in Which Premiums Were Earned and Losses Were Incurred	Premiums Earned			Loss and Loss Expense Payments								12
	1  Direct and Assumed	2  Ceded	3  Net (1 - 2)	Loss Payments		Defense and Cost Containment Payments		Adjusting and Other Payments		10  Salvage and Subrogation Received	11  Total Net Paid Cols (4 - 5 + 6 - 7 + 8 - 9)	Number of Claims Reported Direct and Assumed
				4  Direct and Assumed	5  Ceded	6  Direct and Assumed	7  Ceded	8  Direct and Assumed	9  Ceded			
1. Prior.....	XXX	XXX	XXX	716	711	0	0	0	0	0	5	XXX
2. 2016.....	147,081	136,717	10,364	66,553	66,075	0	0	245	0	17	723	144,980
3. 2017.....	120,240	109,573	10,667	55,269	55,054	0	0	151	0	0	366	140,083
4. Totals	XXX	XXX	XXX	122,538	121,840	0	0	396	0	17	1,094	XXX

	Losses Unpaid				Defense and Cost Containment Unpaid				Adjusting and Other Unpaid		23	24	25
	Case Basis		Bulk + IBNR		Case Basis		Bulk + IBNR						
	13	14	15	16	17	18	19	20	21	22			
	Direct and Assumed	Ceded	Direct and Assumed	Ceded	Direct and Assumed	Ceded	Direct and Assumed	Ceded	Direct and Assumed	Ceded			
1. Prior	0	0	0	0	0	0	0	0	0	0	0	0	0
2. 2016	0	0	0	0	0	0	0	0	0	0	0	0	0
3. 2017	0	0	3,860	3,846	0	0	0	0	0	0	0	14	0
4. Totals	0	0	3,860	3,846	0	0	0	0	0	0	0	14	0

	Total Losses and Loss Expenses Incurred			Loss and Loss Expense Percentage (Incurred /Premiums Earned)			Nontabular Discount		34 Inter-Company Pooling Participation Percentage	Net Balance Sheet Reserves After Discount	
	26	27	28	29	30	31	32	33		35	36
	Direct and Assumed	Ceded	Net	Direct and Assumed	Ceded	Net	Loss	Loss Expense		Losses Unpaid	Loss Expenses Unpaid
1. Prior.....	XXX	XXX	XXX	XXX	XXX	XXX	0	0	XXX	0	0
2. 2016.....	66,798	66,075	723	45.4	48.3	7.0	0	0	0.0	0	0
3. 2017.....	59,280	58,900	380	49.3	53.8	3.6	0	0	0.0	14	0
4. Totals	XXX	XXX	XXX	XXX	XXX	XXX	0	0	XXX	14	0

Schedule P - Part 2A - Homeowners/Farmowners

**N O N E**

Schedule P - Part 2B - Private Passenger Auto Liability/Medical

**N O N E**

Schedule P - Part 2C - Commercial Auto/Truck Liability/Medical

**N O N E**

Schedule P - Part 2D - Workers' Compensation (Excluding Excess Workers' Compensation)

**N O N E**

Schedule P - Part 2E - Commercial Multiple Peril

**N O N E**

ANNUAL STATEMENT FOR THE YEAR 2017 OF THE Dealers Assurance Company

SCHEDULE P - PART 2F - SECTION 1 - MEDICAL PROFESSIONAL LIABILITY - OCCURRENCE

Years in Which Losses Were Incurred	INCURRED NET LOSSES AND DEFENSE AND COST CONTAINMENT EXPENSES REPORTED AT YEAR END (\$000 OMITTED)										DEVELOPMENT	
	1 2008	2 2009	3 2010	4 2011	5 2012	6 2013	7 2014	8 2015	9 2016	10 2017	11 One Year	12 Two Year
1. Prior.....												
2. 2008.....												
3. 2009.....	XXX											
4. 2010.....	XXX	XXX										
5. 2011.....	XXX	XXX	XXX									
6. 2012.....	XXX	XXX	XXX	XXX								
7. 2013.....	XXX	XXX	XXX	XXX	XXX							
8. 2014.....	XXX	XXX	XXX	XXX	XXX	XXX						
9. 2015.....	XXX	XXX	XXX	XXX	XXX	XXX	XXX					
10. 2016.....	XXX	XXX	XXX	XXX	XXX	XXX	XXX	XXX				XXX
11. 2017.....	XXX	XXX	XXX	XXX	XXX	XXX	XXX	XXX	XXX		XXX	XXX
12. Totals												

SCHEDULE P - PART 2F - SECTION 2 - MEDICAL PROFESSIONAL LIABILITY - CLAIMS-MADE

1. Prior.....												
2. 2008.....												
3. 2009.....	XXX											
4. 2010.....	XXX	XXX										
5. 2011.....	XXX	XXX	XXX									
6. 2012.....	XXX	XXX	XXX	XXX								
7. 2013.....	XXX	XXX	XXX	XXX	XXX							
8. 2014.....	XXX	XXX	XXX	XXX	XXX	XXX						
9. 2015.....	XXX	XXX	XXX	XXX	XXX	XXX	XXX					
10. 2016.....	XXX	XXX	XXX	XXX	XXX	XXX	XXX	XXX				XXX
11. 2017.....	XXX	XXX	XXX	XXX	XXX	XXX	XXX	XXX	XXX		XXX	XXX
12. Totals												

SCHEDULE P - PART 2G - SPECIAL LIABILITY (OCEAN MARINE, AIRCRAFT (ALL PERILS),  
BOILER AND MACHINERY)

1. Prior.....												
2. 2008.....												
3. 2009.....	XXX											
4. 2010.....	XXX	XXX										
5. 2011.....	XXX	XXX	XXX									
6. 2012.....	XXX	XXX	XXX	XXX								
7. 2013.....	XXX	XXX	XXX	XXX	XXX							
8. 2014.....	XXX	XXX	XXX	XXX	XXX	XXX						
9. 2015.....	XXX	XXX	XXX	XXX	XXX	XXX	XXX					
10. 2016.....	XXX	XXX	XXX	XXX	XXX	XXX	XXX	XXX				XXX
11. 2017.....	XXX	XXX	XXX	XXX	XXX	XXX	XXX	XXX	XXX		XXX	XXX
12. Totals												

SCHEDULE P - PART 2H - SECTION 1 - OTHER LIABILITY - OCCURRENCE

1. Prior.....	(10)	0	0	0	0	0	0	0	0	0	0	0
2. 2008.....	0	0	0	0	0	0	0	0	0	0	0	0
3. 2009.....	XXX	2	2	2	2	2	2	2	2	2	0	0
4. 2010.....	XXX	XXX	0	0	0	0	0	0	0	0	0	0
5. 2011.....	XXX	XXX	XXX	0	0	0	0	0	0	0	0	0
6. 2012.....	XXX	XXX	XXX	XXX	0	1	1	1	1	1	0	0
7. 2013.....	XXX	XXX	XXX	XXX	XXX	2	2	2	2	2	0	0
8. 2014.....	XXX	XXX	XXX	XXX	XXX	XXX	0	14	14	14	0	0
9. 2015.....	XXX	XXX	XXX	XXX	XXX	XXX	XXX	51	67	67	0	16
10. 2016.....	XXX	XXX	XXX	XXX	XXX	XXX	XXX	XXX	539	446	(93)	XXX
11. 2017.....	XXX	XXX	XXX	XXX	XXX	XXX	XXX	XXX	XXX	1,230	XXX	XXX
12. Totals											(93)	16

SCHEDULE P - PART 2H - SECTION 2 - OTHER LIABILITY - CLAIMS-MADE

1. Prior.....												
2. 2008.....												
3. 2009.....	XXX											
4. 2010.....	XXX	XXX										
5. 2011.....	XXX	XXX	XXX									
6. 2012.....	XXX	XXX	XXX	XXX								
7. 2013.....	XXX	XXX	XXX	XXX	XXX							
8. 2014.....	XXX	XXX	XXX	XXX	XXX	XXX						
9. 2015.....	XXX	XXX	XXX	XXX	XXX	XXX	XXX					
10. 2016.....	XXX	XXX	XXX	XXX	XXX	XXX	XXX	XXX				XXX
11. 2017.....	XXX	XXX	XXX	XXX	XXX	XXX	XXX	XXX	XXX		XXX	XXX
12. Totals												

Schedule P - Part 2I - Special Property

**N O N E**

Schedule P - Part 2J - Auto Physical Damage

**N O N E**

Schedule P - Part 2K - Fidelity/Surety

**N O N E**

Schedule P - Part 2L - Other (Including Credit, Accident and Health)

**N O N E**

Schedule P - Part 2M - International

**N O N E**

Schedule P - Part 2N - Reinsurance - Nonproportional Assumed Property

**N O N E**

Schedule P - Part 2O - Reinsurance - Nonproportional Assumed Liability

**N O N E**

Schedule P - Part 2P - Reinsurance - Nonproportional Assumed Financial Lines

**N O N E**

ANNUAL STATEMENT FOR THE YEAR 2017 OF THE Dealers Assurance Company

**SCHEDULE P - PART 2R - SECTION 1 - PRODUCTS LIABILITY - OCCURENCE**

Years in Which Losses Were Incurred	INCURRED NET LOSSES AND DEFENSE AND COST CONTAINMENT EXPENSES REPORTED AT YEAR END (\$000 OMITTED)										DEVELOPMENT	
	1 2008	2 2009	3 2010	4 2011	5 2012	6 2013	7 2014	8 2015	9 2016	10 2017	11 One Year	12 Two Year
1. Prior.....												
2. 2008.....												
3. 2009.....	XXX											
4. 2010.....	XXX	XXX										
5. 2011.....	XXX	XXX	XXX									
6. 2012.....	XXX	XXX	XXX	XXX								
7. 2013.....	XXX	XXX	XXX	XXX	XXX							
8. 2014.....	XXX	XXX	XXX	XXX	XXX	XXX						
9. 2015.....	XXX	XXX	XXX	XXX	XXX	XXX	XXX					
10. 2016.....	XXX	XXX	XXX	XXX	XXX	XXX	XXX	XXX				XXX
11. 2017.....	XXX	XXX	XXX	XXX	XXX	XXX	XXX	XXX	XXX		XXX	XXX
12. Totals												

**SCHEDULE P - PART 2R - SECTION 2 - PRODUCTS LIABILITY - CLAIMS-MADE**

1. Prior.....												
2. 2008.....												
3. 2009.....	XXX											
4. 2010.....	XXX	XXX										
5. 2011.....	XXX	XXX	XXX									
6. 2012.....	XXX	XXX	XXX	XXX								
7. 2013.....	XXX	XXX	XXX	XXX	XXX							
8. 2014.....	XXX	XXX	XXX	XXX	XXX	XXX						
9. 2015.....	XXX	XXX	XXX	XXX	XXX	XXX	XXX					
10. 2016.....	XXX	XXX	XXX	XXX	XXX	XXX	XXX	XXX				XXX
11. 2017.....	XXX	XXX	XXX	XXX	XXX	XXX	XXX	XXX	XXX		XXX	XXX
12. Totals												

**SCHEDULE P - PART 2S - FINANCIAL GUARANTY/MORTGAGE GUARANTY**

1. Prior.....	XXX	XXX	XXX	XXX	XXX	XXX	XXX					
2. 2016.....	XXX	XXX	XXX	XXX	XXX	XXX	XXX	XXX				XXX
3. 2017.....	XXX	XXX	XXX	XXX	XXX	XXX	XXX	XXX	XXX		XXX	XXX
4. Totals												

**SCHEDULE P - PART 2T - WARRANTY**

1. Prior.....	XXX	XXX	XXX	XXX	XXX	XXX	XXX	33	20	25	5	(8)
2. 2016.....	XXX	XXX	XXX	XXX	XXX	XXX	XXX	XXX	467	478	11	XXX
3. 2017.....	XXX	XXX	XXX	XXX	XXX	XXX	XXX	XXX	XXX	229	XXX	XXX
4. Totals											16	(8)

Schedule P - Part 3A - Homeowners/Farmowners

**N O N E**

Schedule P - Part 3B - Private Passenger Auto Liability/Medical

**N O N E**

Schedule P - Part 3C - Commercial Auto/Truck Liability/Medical

**N O N E**

Schedule P - Part 3D - Workers' Compensation (Excluding Excess Workers' Compensation)

**N O N E**

Schedule P - Part 3E - Commercial Multiple Peril

**N O N E**



ANNUAL STATEMENT FOR THE YEAR 2017 OF THE Dealers Assurance Company

SCHEDULE P - PART 3F - SECTION 1 - MEDICAL PROFESSIONAL LIABILITY - OCCURRENCE

Years in Which Losses Were Incurred	CUMULATIVE PAID NET LOSSES AND DEFENSE AND COST CONTAINMENT EXPENSES REPORTED AT YEAR END (\$000 OMITTED)										11 Number of Claims Closed With Loss Payment	12 Number of Claims Closed Without Loss Payment
	1	2	3	4	5	6	7	8	9	10		
	2008	2009	2010	2011	2012	2013	2014	2015	2016	2017		
1. Prior.....	.000											
2. 2008.....												
3. 2009.....	XXX											
4. 2010.....	XXX	XXX										
5. 2011.....	XXX	XXX	XXX									
6. 2012.....	XXX	XXX	XXX	XXX								
7. 2013.....	XXX	XXX	XXX	XXX	XXX							
8. 2014.....	XXX	XXX	XXX	XXX	XXX	XXX						
9. 2015.....	XXX	XXX	XXX	XXX	XXX	XXX	XXX					
10. 2016.....	XXX	XXX	XXX	XXX	XXX	XXX	XXX	XXX				
11. 2017.....	XXX	XXX	XXX	XXX	XXX	XXX	XXX	XXX	XXX			

SCHEDULE P - PART 3F - SECTION 2 - MEDICAL PROFESSIONAL LIABILITY - CLAIMS-MADE

1. Prior.....	.000											
2. 2008.....												
3. 2009.....	XXX											
4. 2010.....	XXX	XXX										
5. 2011.....	XXX	XXX	XXX									
6. 2012.....	XXX	XXX	XXX	XXX								
7. 2013.....	XXX	XXX	XXX	XXX	XXX							
8. 2014.....	XXX	XXX	XXX	XXX	XXX	XXX						
9. 2015.....	XXX	XXX	XXX	XXX	XXX	XXX	XXX					
10. 2016.....	XXX	XXX	XXX	XXX	XXX	XXX	XXX	XXX				
11. 2017.....	XXX	XXX	XXX	XXX	XXX	XXX	XXX	XXX	XXX			

SCHEDULE P - PART 3G - SPECIAL LIABILITY (OCEAN MARINE, AIRCRAFT (ALL PERILS), BOILER AND MACHINERY)

1. Prior.....	.000										XXX	XXX
2. 2008.....											XXX	XXX
3. 2009.....	XXX										XXX	XXX
4. 2010.....	XXX	XXX									XXX	XXX
5. 2011.....	XXX	XXX	XXX								XXX	XXX
6. 2012.....	XXX	XXX	XXX	XXX							XXX	XXX
7. 2013.....	XXX	XXX	XXX	XXX	XXX						XXX	XXX
8. 2014.....	XXX	XXX	XXX	XXX	XXX	XXX					XXX	XXX
9. 2015.....	XXX	XXX	XXX	XXX	XXX	XXX	XXX				XXX	XXX
10. 2016.....	XXX	XXX	XXX	XXX	XXX	XXX	XXX	XXX			XXX	XXX
11. 2017.....	XXX	XXX	XXX	XXX	XXX	XXX	XXX	XXX	XXX	XXX	XXX	XXX

SCHEDULE P - PART 3H - SECTION 1 - OTHER LIABILITY - OCCURRENCE

1. Prior.....	.000	.0	.0	.0	.0	.0	.0	.0	.0	.0	.0	.0
2. 2008.....	.0	.0	.0	.0	.0	.0	.0	.0	.0	.0	.0	.0
3. 2009.....	XXX	2	.0	2	2	2	2	2	2	2	.0	.0
4. 2010.....	XXX	XXX	.0	.0	.0	.0	.0	.0	.0	.0	.0	.0
5. 2011.....	XXX	XXX	XXX	.0	.0	.0	.0	.0	.0	.0	.0	.0
6. 2012.....	XXX	XXX	XXX	XXX	.0	1	1	1	1	1	.0	.0
7. 2013.....	XXX	XXX	XXX	XXX	XXX	2	2	2	2	2	.1	.0
8. 2014.....	XXX	XXX	XXX	XXX	XXX	XXX	0	14	14	14	.1	.0
9. 2015.....	XXX	XXX	XXX	XXX	XXX	XXX	XXX	46	67	67	.76	.0
10. 2016.....	XXX	XXX	XXX	XXX	XXX	XXX	XXX	XXX	405	446	1,195	.0
11. 2017.....	XXX	XXX	XXX	XXX	XXX	XXX	XXX	XXX	XXX	886	6,281	

SCHEDULE P - PART 3H - SECTION 2 - OTHER LIABILITY - CLAIMS-MADE

1. Prior.....	.000											
2. 2008.....												
3. 2009.....	XXX											
4. 2010.....	XXX	XXX										
5. 2011.....	XXX	XXX	XXX									
6. 2012.....	XXX	XXX	XXX	XXX								
7. 2013.....	XXX	XXX	XXX	XXX	XXX							
8. 2014.....	XXX	XXX	XXX	XXX	XXX	XXX						
9. 2015.....	XXX	XXX	XXX	XXX	XXX	XXX	XXX					
10. 2016.....	XXX	XXX	XXX	XXX	XXX	XXX	XXX	XXX				
11. 2017.....	XXX	XXX	XXX	XXX	XXX	XXX	XXX	XXX	XXX			

Schedule P - Part 3I - Special Property

**N O N E**

Schedule P - Part 3J - Auto Physical Damage

**N O N E**

Schedule P - Part 3K - Fidelity/Surety

**N O N E**

Schedule P - Part 3L - Other (Including Credit, Accident and Health)

**N O N E**

Schedule P - Part 3M - International

**N O N E**

Schedule P - Part 3N - Reinsurance - Nonproportional Assumed Property

**N O N E**

Schedule P - Part 3O - Reinsurance - Nonproportional Assumed Liability

**N O N E**

Schedule P - Part 3P - Reinsurance - Nonproportional Assumed Financial Lines

**N O N E**

ANNUAL STATEMENT FOR THE YEAR 2017 OF THE Dealers Assurance Company

**SCHEDULE P - PART 3R - SECTION 1 - PRODUCTS LIABILITY - OCCURENCE**

Years in Which Losses Were Incurred	CUMULATIVE PAID NET LOSSES AND DEFENSE AND COST CONTAINMENT EXPENSES REPORTED AT YEAR END (\$000 OMITTED)										11 Number of Claims Closed With Loss Payment	12 Number of Claims Closed Without Loss Payment
	1	2	3	4	5	6	7	8	9	10		
	2008	2009	2010	2011	2012	2013	2014	2015	2016	2017		
1. Prior.....	.000											
2. 2008.....												
3. 2009.....	XXX											
4. 2010.....	XXX	XXX										
5. 2011.....	XXX	XXX	XXX									
6. 2012.....	XXX	XXX	XXX	XXX								
7. 2013.....	XXX	XXX	XXX	XXX	XXX							
8. 2014.....	XXX	XXX	XXX	XXX	XXX	XXX						
9. 2015.....	XXX	XXX	XXX	XXX	XXX	XXX	XXX					
10. 2016.....	XXX	XXX	XXX	XXX	XXX	XXX	XXX	XXX				
11. 2017.....	XXX	XXX	XXX	XXX	XXX	XXX	XXX	XXX	XXX			

**SCHEDULE P - PART 3R - SECTION 2 - PRODUCTS LIABILITY - CLAIMS-MADE**

1. Prior.....	.000											
2. 2008.....												
3. 2009.....	XXX											
4. 2010.....	XXX	XXX										
5. 2011.....	XXX	XXX	XXX									
6. 2012.....	XXX	XXX	XXX	XXX								
7. 2013.....	XXX	XXX	XXX	XXX	XXX							
8. 2014.....	XXX	XXX	XXX	XXX	XXX	XXX						
9. 2015.....	XXX	XXX	XXX	XXX	XXX	XXX	XXX					
10. 2016.....	XXX	XXX	XXX	XXX	XXX	XXX	XXX	XXX				
11. 2017.....	XXX	XXX	XXX	XXX	XXX	XXX	XXX	XXX	XXX			

**SCHEDULE P - PART 3S - FINANCIAL GUARANTY/MORTGAGE GUARANTY**

1. Prior.....	XXX	XXX	XXX	XXX	XXX	XXX	XXX	.000			XXX	XXX
2. 2016.....	XXX	XXX	XXX	XXX	XXX	XXX	XXX	XXX			XXX	XXX
3. 2017.....	XXX	XXX	XXX	XXX	XXX	XXX	XXX	XXX	XXX		XXX	XXX

**SCHEDULE P - PART 3T - WARRANTY**

1. Prior.....	XXX	XXX	XXX	XXX	XXX	XXX	XXX	.000	20	25	11,947	
2. 2016.....	XXX	XXX	XXX	XXX	XXX	XXX	XXX	XXX	445	478	144,980	0
3. 2017.....	XXX	XXX	XXX	XXX	XXX	XXX	XXX	XXX	XXX	215	140,083	0

Schedule P - Part 4A - Homeowners/Farmowners

**N O N E**

Schedule P - Part 4B - Private Passenger Auto Liability/Medical

**N O N E**

Schedule P - Part 4C - Commercial Auto/Truck Liability/Medical

**N O N E**

Schedule P - Part 4D - Workers' Compensation (Excluding Excess Workers' Compensation)

**N O N E**

Schedule P - Part 4E - Commercial Multiple Peril

**N O N E**

ANNUAL STATEMENT FOR THE YEAR 2017 OF THE Dealers Assurance Company

SCHEDULE P - PART 4F - SECTION 1 - MEDICAL PROFESSIONAL LIABILITY - OCCURRENCE

Years in Which Losses Were Incurred	BULK AND IBNR RESERVES ON NET LOSSES AND DEFENSE AND COST CONTAINMENT EXPENSES REPORTED AT YEAR END (\$000 OMITTED)									
	1	2	3	4	5	6	7	8	9	10
	2008	2009	2010	2011	2012	2013	2014	2015	2016	2017
1. Prior.....										
2. 2008.....										
3. 2009.....	XXX									
4. 2010.....	XXX	XXX								
5. 2011.....	XXX	XXX	XX							
6. 2012.....	XXX	XXX	XX	XX						
7. 2013.....	XXX	XXX	XX	XX	XX					
8. 2014.....	XXX	XXX	XX	XXX	XXX	XX				
9. 2015.....	XXX	XXX	XXX	XXX	XXX	XXX	XXX			
10. 2016.....	XXX	XXX	XXX	XXX	XXX	XXX	XXX	XXX		
11. 2017.....	XXX	XXX	XXX	XXX	XXX	XXX	XXX	XXX	XXX	

SCHEDULE P - PART 4F - SECTION 2 - MEDICAL PROFESSIONAL LIABILITY - CLAIMS-MADE

1. Prior.....										
2. 2008.....										
3. 2009.....	XXX									
4. 2010.....	XXX	XXX								
5. 2011.....	XXX	XXX	XXX							
6. 2012.....	XXX	XXX	XXX	XXX						
7. 2013.....	XXX	XXX	XX	XXX	XXX					
8. 2014.....	XXX	XXX	XX	XX	XX	XX				
9. 2015.....	XXX	XXX	XX	XX	XX	XX	XXX			
10. 2016.....	XXX	XXX	XX	XXX	XXX	XX	XXX	XXX		
11. 2017.....	XXX	XXX	XXX	XXX	XXX	XXX	XXX	XXX	XXX	

SCHEDULE P - PART 4G - SPECIAL LIABILITY (OCEAN MARINE, AIRCRAFT (ALL PERILS), BOILER AND MACHINERY)

1. Prior.....										
2. 2008.....										
3. 2009.....	XXX									
4. 2010.....	XXX	XXX								
5. 2011.....	XXX	XXX	XXX							
6. 2012.....	XXX	XXX	XXY	XXX						
7. 2013.....	XXX	XXX	XX	XXX	XXX					
8. 2014.....	XXX	XXX	XX	XX	XX	XX				
9. 2015.....	XXX	XXX	XX	XX	XX	XX	XXX			
10. 2016.....	XXX	XXX	XX	XXX	XXX	XX	XXX	XXX		
11. 2017.....	XXX	XXX	XXX	XXX	XXX	XXX	XXX	XXX	XXX	

SCHEDULE P - PART 4H - SECTION 1 - OTHER LIABILITY - OCCURRENCE

1. Prior.....	0	0	0	0	0	0	0	0	0	0
2. 2008.....	0	0	0	0	0	0	0	0	0	0
3. 2009.....	XXX	0	0	0	0	0	0	0	0	0
4. 2010.....	XXX	XXX	0	0	0	0	0	0	0	0
5. 2011.....	XXX	XXX	XXX	0	0	0	0	0	0	0
6. 2012.....	XXX	XXX	XXX	XXX	0	0	0	0	0	0
7. 2013.....	XXX	XXX	XXX	XXX	XXX	0	0	0	0	0
8. 2014.....	XXX	XXX	XXX	XXX	XXX	XXX	0	0	0	0
9. 2015.....	XXX	XXX	XXX	XXX	XXX	XXX	XXX	5	0	0
10. 2016.....	XXX	XXX	XXX	XXX	XXX	XXX	XXX	XXX	134	0
11. 2017.....	XXX	XXX	XXX	XXX	XXX	XXX	XXX	XXX	XXX	344

SCHEDULE P - PART 4H - SECTION 2 - OTHER LIABILITY - CLAIMS-MADE

1. Prior.....										
2. 2008.....										
3. 2009.....	XXX									
4. 2010.....	XXX	XXX								
5. 2011.....	XXX	XXX	XXX							
6. 2012.....	XXX	XXX	XXX	XXX						
7. 2013.....	XXX	XXX	XX	XXX	XXX					
8. 2014.....	XXX	XXX	XX	XX	XX	XX				
9. 2015.....	XXX	XXX	XX	XX	XX	XX	XXX			
10. 2016.....	XXX	XXX	XX	XXX	XXX	XX	XXX	XXX		
11. 2017.....	XXX	XXX	XXX	XXX	XXX	XXX	XXX	XXX	XXX	

Schedule P - Part 4I - Special Property

**N O N E**

Schedule P - Part 4J - Auto Physical Damage

**N O N E**

Schedule P - Part 4K - Fidelity/Surety

**N O N E**

Schedule P - Part 4L - Other (Including Credit, Accident and Health)

**N O N E**

Schedule P - Part 4M - International

**N O N E**

Schedule P - Part 4N - Reinsurance - Nonproportional Assumed Property

**N O N E**

Schedule P - Part 4O - Reinsurance - Nonproportional Assumed Liability

**N O N E**

Schedule P - Part 4P - Reinsurance - Nonproportional Assumed Financial Lines

**N O N E**

ANNUAL STATEMENT FOR THE YEAR 2017 OF THE Dealers Assurance Company

**SCHEDULE P - PART 4R - SECTION 1 - PRODUCTS LIABILITY - OCCURENCE**

Years in Which Losses Were Incurred	BULK AND IBNR RESERVES ON NET LOSSES AND DEFENSE AND COST CONTAINMENT EXPENSES REPORTED AT YEAR END (\$000 OMITTED)									
	1	2	3	4	5	6	7	8	9	10
	2008	2009	2010	2011	2012	2013	2014	2015	2016	2017
1. Prior.....										
2. 2008.....										
3. 2009.....	XXX									
4. 2010.....	XXX	XXX								
5. 2011.....	XXX	XXX	XX							
6. 2012.....	XXX	XXX	XX	XX						
7. 2013.....	XXX	XXX	XX	XXX	XXX					
8. 2014.....	XXX	XXX	XXX	XXX	XXX	XXX				
9. 2015.....	XXX	XXX	XXX	XXX	XXX	XXX	XXX			
10. 2016.....	XXX	XXX	XXX	XXX	XXX	XXX	XXX	XXX		
11. 2017.....	XXX	XXX	XXX	XXX	XXX	XXX	XXX	XXX	XXX	

**SCHEDULE P - PART 4R - SECTION 2 - PRODUCTS LIABILITY - CLAIMS-MADE**

1. Prior.....										
2. 2008.....										
3. 2009.....	XXX									
4. 2010.....	XXX	XXX								
5. 2011.....	XXX	XXX	XXX							
6. 2012.....	XXX	XXX	XX	XXX						
7. 2013.....	XXX	XXX	XX	XXX	XX					
8. 2014.....	XXX	XXX	XX	XXX	XX	XX				
9. 2015.....	XXX	XXX	XX	XXX	XXX	XX	XX			
10. 2016.....	XXX	XXX	XXX	XXX	XXX	XXX	XXX	XXX		
11. 2017.....	XXX	XXX	XXX	XXX	XXX	XXX	XXX	XXX	XXX	

**SCHEDULE P - PART 4S - FINANCIAL GUARANTY/MORTGAGE GUARANTY**

1. Prior.....	XXX	XXX	XXX	XXX	XXX	XXX	XXX			
2. 2016.....	XXX	XXX	XX	XXX	XX	X	XXX	XXX		
3. 2017.....	XXX	XXX	XX	XXX	X	X	XX	XXX	XXX	

**SCHEDULE P - PART 4T - WARRANTY**

1. Prior.....	XXX	XXX	XXX	XXX	XXX	XXX	XXX	33	0	0
2. 2016.....	XXX	XXX	XXX	XXX	XXX	XXX	XXX	XXX	22	0
3. 2017.....	XXX	XXX	XXX	XXX	XXX	XXX	XXX	XXX	XXX	14

Schedule P - Part 5A - Homeowners/Farmowners - Section 1  
**N O N E**

Schedule P - Part 5A - Homeowners/Farmowners - Section 2  
**N O N E**

Schedule P - Part 5A - Homeowners/Farmowners - Section 3  
**N O N E**

Schedule P - Part 5B - Private Passenger Auto Liability/Medical - Section 1  
**N O N E**

Schedule P - Part 5B - Private Passenger Auto Liability/Medical - Section 2  
**N O N E**

Schedule P - Part 5B - Private Passenger Auto Liability/Medical - Section 3  
**N O N E**

Schedule P - Part 5C - Commercial Auto/Truck Liability/Medical - Section 1  
**N O N E**

Schedule P - Part 5C - Commercial Auto/Truck Liability/Medical - Section 2  
**N O N E**

Schedule P - Part 5C - Commercial Auto/Truck Liability/Medical - Section 3  
**N O N E**

Schedule P-Part 5D-Workers' Compensation (Excluding Excess Workers' Compensation)-Section 1  
**N O N E**

Schedule P-Part 5D-Workers' Compensation (Excluding Excess Workers' Compensation)-Section 2  
**N O N E**

Schedule P-Part 5D-Workers' Compensation (Excluding Excess Workers' Compensation)-Section 3  
**N O N E**

Schedule P - Part 5E - Commercial Multiple Peril - Section 1  
**N O N E**

Schedule P - Part 5E - Commercial Multiple Peril - Section 2  
**N O N E**



Schedule P - Part 5E - Commercial Multiple Peril - Section 3

**N O N E**

Schedule P - Part 5F - Medical Professional Liability - Occurrence - Section 1A

**N O N E**

Schedule P - Part 5F - Medical Professional Liability - Occurrence - Section 2A

**N O N E**

Schedule P - Part 5F - Medical Professional Liability - Occurrence - Section 3A

**N O N E**

Schedule P - Part 5F - Medical Professional Liability - Claims-Made - Section 1B

**N O N E**

Schedule P - Part 5F - Medical Professional Liability - Claims-Made - Section 2B

**N O N E**

Schedule P - Part 5F - Medical Professional Liability - Claims-Made - Section 3B

**N O N E**

ANNUAL STATEMENT FOR THE YEAR 2017 OF THE Dealers Assurance Company

**SCHEDULE P - PART 5H - OTHER LIABILITY - OCCURRENCE**

**SECTION 1A**

Years in Years in Which Premiums Were Earned and Losses Were Incurred	CUMULATIVE NUMBER OF CLAIMS CLOSED WITH LOSS PAYMENT DIRECT AND ASSUMED AT YEAR END									
	1	2	3	4	5	6	7	8	9	10
	2008	2009	2010	2011	2012	2013	2014	2015	2016	2017
1. Prior.....	(51,690)	16,698	0	(16,698)	0	0	0	0	0	
2. 2008.....	0	0	0	0	0	0	0	0	0	0
3. 2009.....	XXX	0	0	0	0	0	0	0	0	0
4. 2010.....	XXX	XXX	0	0	0	0	0	0	0	0
5. 2011.....	XXX	XXX	XXX	0	0	0	0	0	0	0
6. 2012.....	XXX	XXX	XXX	XXX	0	8	0	0	0	0
7. 2013.....	XXX	XXX	XXX	XXX	XXX	92	11	3	1	1
8. 2014.....	XXX	XXX	XXX	XXX	XXX	XXX	98	38	1	1
9. 2015.....	XXX	XXX	XXX	XXX	XXX	XXX	XXX	344	75	76
10. 2016.....	XXX	XXX	XXX	XXX	XXX	XXX	XXX	XXX	698	1,195
11. 2017.....	XXX	XXX	XXX	XXX	XXX	XXX	XXX	XXX	XXX	6,281

**SECTION 2A**

Years in Years in Which Premiums Were Earned and Losses Were Incurred	NUMBER OF CLAIMS OUTSTANDING DIRECT AND ASSUMED AT YEAR END									
	1	2	3	4	5	6	7	8	9	10
	2008	2009	2010	2011	2012	2013	2014	2015	2016	2017
1. Prior.....	0	0	0	0	0	0	0	0	0	
2. 2008.....	0	0	0	0	0	0	0	0	0	
3. 2009.....	XXX	0	0	0	0	0	0	0	0	
4. 2010.....	XXX	XXX	0	0	0	0	0	0	0	
5. 2011.....	XXX	XXX	XXX	0	0	0	0	0	0	
6. 2012.....	XXX	XXX	XXX	XXX	0	0	0	0	0	
7. 2013.....	XXX	XXX	XXX	XXX	XXX	8	0	0	0	
8. 2014.....	XXX	XXX	XXX	XXX	XXX	XXX	0	0	0	
9. 2015.....	XXX	XXX	XXX	XXX	XXX	XXX	XXX	0	0	
10. 2016.....	XXX	XXX	XXX	XXX	XXX	XXX	XXX	XXX	0	
11. 2017.....	XXX	XXX	XXX	XXX	XXX	XXX	XXX	XXX	XXX	

**SECTION 3A**

Years in Years in Which Premiums Were Earned and Losses Were Incurred	CUMULATIVE NUMBER OF CLAIMS REPORTED DIRECT AND ASSUMED AT YEAR END									
	1	2	3	4	5	6	7	8	9	10
	2008	2009	2010	2011	2012	2013	2014	2015	2016	2017
1. Prior.....	0	0	0	(33,592)	0	0	0	0	0	0
2. 2008.....	0	0	0	0	0	0	0	0	0	0
3. 2009.....	XXX	0	0	0	0	0	0	0	0	0
4. 2010.....	XXX	XXX	0	0	0	0	0	0	0	0
5. 2011.....	XXX	XXX	XXX	0	0	0	0	0	0	0
6. 2012.....	XXX	XXX	XXX	XXX	0	8	0	0	0	0
7. 2013.....	XXX	XXX	XXX	XXX	XXX	92	11	3	1	1
8. 2014.....	XXX	XXX	XXX	XXX	XXX	XXX	98	38	1	1
9. 2015.....	XXX	XXX	XXX	XXX	XXX	XXX	XXX	344	75	76
10. 2016.....	XXX	XXX	XXX	XXX	XXX	XXX	XXX	XXX	698	1,195
11. 2017.....	XXX	XXX	XXX	XXX	XXX	XXX	XXX	XXX	XXX	6,281

Schedule P - Part 5H - Other Liability - Claims-Made - Section 1B

**N O N E**

Schedule P - Part 5H - Other Liability - Claims-Made - Section 2B

**N O N E**

Schedule P - Part 5H - Other Liability - Claims-Made - Section 3B

**N O N E**

Schedule P - Part 5R - Products Liability - Occurrence - Section 1A

**N O N E**

Schedule P - Part 5R - Products Liability - Occurrence - Section 2A

**N O N E**

Schedule P - Part 5R - Products Liability - Occurrence - Section 3A

**N O N E**

Schedule P - Part 5R - Products Liability - Claims-Made - Section 1B

**N O N E**

Schedule P - Part 5R - Products Liability - Claims-Made - Section 2B

**N O N E**

Schedule P - Part 5R - Products Liability - Claims-Made - Section 3B

**N O N E**

SCHEDULE P - PART 5T - WARRANTY  
SECTION 1

Years in Years in Which Premiums Were Earned and Losses Were Incurred	CUMULATIVE NUMBER OF CLAIMS CLOSED WITH LOSS PAYMENT DIRECT AND ASSUMED AT YEAR END									
	1	2	3	4	5	6	7	8	9	10
	2008	2009	2010	2011	2012	2013	2014	2015	2016	2017
1. Prior.....	XXX	XXX	XXX	XXX	XXX	XXX	XXX	0	10,244	1,703
2. 2016.....	XXX	XXX	XXX	XXX	XXX	XXX	XXX	XXX	138,871	144,980
3. 2017	XXX	XXX	XXX	XXX	XXX	XXX	XXX	XXX	XXX	140,083

SECTION 2

Years in Years in Which Premiums Were Earned and Losses Were Incurred	NUMBER OF CLAIMS OUTSTANDING DIRECT AND ASSUMED AT YEAR END									
	1	2	3	4	5	6	7	8	9	10
	2008	2009	2010	2011	2012	2013	2014	2015	2016	2017
1. Prior.....	XXX	XXX	XXX	XXX	XXX	XXX	XXX	0	0	0
2. 2016.....	XXX	XXX	XXX	XXX	XXX	XXX	XXX	XXX	0	
3. 2017	XXX	XXX	XXX	XXX	XXX	XXX	XXX	XXX	XXX	

SECTION 3

Years in Years in Which Premiums Were Earned and Losses Were Incurred	CUMULATIVE NUMBER OF CLAIMS REPORTED DIRECT AND ASSUMED AT YEAR END									
	1	2	3	4	5	6	7	8	9	10
	2008	2009	2010	2011	2012	2013	2014	2015	2016	2017
1. Prior.....	XXX	XXX	XXX	XXX	XXX	XXX	XXX	0	10,244	1,703
2. 2016.....	XXX	XXX	XXX	XXX	XXX	XXX	XXX	XXX	138,871	144,980
3. 2017	XXX	XXX	XXX	XXX	XXX	XXX	XXX	XXX	XXX	140,083

Schedule P - Part 6C - Commercial Auto/Truck Liability/Medical - Section 1

**N O N E**

Schedule P - Part 6C - Commercial Auto/Truck Liability/Medical - Section 2

**N O N E**

Schedule P-Part 6D-Workers' Compensation (Excluding Excess Workers' Compensation)-Section 1

**N O N E**

Schedule P-Part 6D-Workers' Compensation (Excluding Excess Workers' Compensation)-Section 2

**N O N E**

ANNUAL STATEMENT FOR THE YEAR 2017 OF THE Dealers Assurance Company

**SCHEDULE P - PART 6E - COMMERCIAL MULTIPLE PERIL**

**SECTION 1**

Years in Which Premiums Were Earned and Losses Were Incurred	CUMULATIVE PREMIUMS EARNED DIRECT AND ASSUMED AT YEAR END (\$000 OMITTED)										11 Current Year Premiums Earned
	1	2	3	4	5	6	7	8	9	10	
	2008	2009	2010	2011	2012	2013	2014	2015	2016	2017	
1. Prior.....											
2. 2008.....											
3. 2009.....	XXX										
4. 2010.....	XXX	XXX									
5. 2011.....	XXX	XXX	XXX								
6. 2012.....	XXX	XXX	XXX	XXX							
7. 2013.....	XXX	XXX	XXX	XXX	XXX						
8. 2014.....	XXX	XXX	XXX	XXX	XXX	XXX					
9. 2015.....	XXX	XXX	XXX	XXX	XXX	XXX	XXX				
10. 2016.....	XXX	XXX	XXX	XXX	XXX	XXX	XXX	XXX			
11. 2017.....	XXX	XXX	XXX	XXX	XXX	XXX	XXX	XXX	XXX		
12. Totals.....	XXX	XXX	XXX	XXX	XXX	XXX	XXX	XXX	XXX	XXX	
13. Earned Premiums (Sch P-Pt. 1)											XXX

**SECTION 2**

Years in Which Premiums Were Earned and Losses Were Incurred	CUMULATIVE PREMIUMS EARNED CEDED AT YEAR END (\$000 OMITTED)										11 Current Year Premiums Earned
	1	2	3	4	5	6	7	8	9	10	
	2008	2009	2010	2011	2012	2013	2014	2015	2016	2017	
1. Prior.....											
2. 2008.....											
3. 2009.....	XXX										
4. 2010.....	XXX	XXX									
5. 2011.....	XXX	XXX	XXX								
6. 2012.....	XXX	XXX	XXX	XXX							
7. 2013.....	XXX	XXX	XXX	XXX	XXX						
8. 2014.....	XXX	XXX	XXX	XXX	XXX	XXX					
9. 2015.....	XXX	XXX	XXX	XXX	XXX	XXX	XXX				
10. 2016.....	XXX	XXX	XXX	XXX	XXX	XXX	XXX	XXX			
11. 2017.....	XXX	XXX	XXX	XXX	XXX	XXX	XXX	XXX	XXX		
12. Totals.....	XXX	XXX	XXX	XXX	XXX	XXX	XXX	XXX	XXX	XXX	
13. Earned Premiums (Sch P-Pt. 1)											XXX

**SCHEDULE P - PART 6H - OTHER LIABILITY - OCCURRENCE**

**SECTION 1A**

Years in Which Premiums Were Earned and Losses Were Incurred	CUMULATIVE PREMIUMS EARNED DIRECT AND ASSUMED AT YEAR END (\$000 OMITTED)										11 Current Year Premiums Earned
	1	2	3	4	5	6	7	8	9	10	
	2008	2009	2010	2011	2012	2013	2014	2015	2016	2017	
1. Prior.....	(39,207)	0	0	0	0	0	0	0	0	0	
2. 2008.....	477	477	477	477	477	477	477	477	477	477	
3. 2009.....	XXX	605	605	605	605	605	605	605	605	605	
4. 2010.....	XXX	XXX	507	507	507	507	507	507	507	507	
5. 2011.....	XXX	XXX	XXX	518	518	518	518	518	518	518	
6. 2012.....	XXX	XXX	XXX	XXX	722	722	722	722	722	722	
7. 2013.....	XXX	XXX	XXX	XXX	XXX	902	902	902	902	902	
8. 2014.....	XXX	XXX	XXX	XXX	XXX	XXX	1,548	1,548	1,548	1,548	
9. 2015.....	XXX	XXX	XXX	XXX	XXX	XXX	XXX	(193)	(193)	(193)	
10. 2016.....	XXX	XXX	XXX	XXX	XXX	XXX	XXX	XXX	4,547	4,547	
11. 2017.....	XXX	XXX	XXX	XXX	XXX	XXX	XXX	XXX	XXX	5,402	5,402
12. Totals.....	XXX	XXX	XXX	XXX	XXX	XXX	XXX	XXX	XXX	XXX	5,402
13. Earned Premiums (Sch P-Pt. 1)	477	605	507	518	722	902	1,548	(193)	4,547	5,402	XXX

**SECTION 2A**

Years in Which Premiums Were Earned and Losses Were Incurred	CUMULATIVE PREMIUMS EARNED CEDED AT YEAR END (\$000 OMITTED)										11 Current Year Premiums Earned
	1	2	3	4	5	6	7	8	9	10	
	2008	2009	2010	2011	2012	2013	2014	2015	2016	2017	
1. Prior.....	0	0	0	0	0	0	0	0	0	0	
2. 2008.....	0	0	0	0	0	0	0	0	0	0	
3. 2009.....	XXX	0	0	0	0	0	0	0	0	0	
4. 2010.....	XXX	XXX	90	90	90	90	90	90	90	90	
5. 2011.....	XXX	XXX	XXX	124	124	124	124	124	124	124	
6. 2012.....	XXX	XXX	XXX	XXX	170	170	170	170	170	170	
7. 2013.....	XXX	XXX	XXX	XXX	XXX	115	115	115	115	115	
8. 2014.....	XXX	XXX	XXX	XXX	XXX	XXX	235	235	235	235	
9. 2015.....	XXX	XXX	XXX	XXX	XXX	XXX	XXX	(82)	(82)	(82)	
10. 2016.....	XXX	XXX	XXX	XXX	XXX	XXX	XXX	XXX	3,660	3,660	
11. 2017.....	XXX	XXX	XXX	XXX	XXX	XXX	XXX	XXX	XXX	4,495	4,495
12. Totals.....	XXX	XXX	XXX	XXX	XXX	XXX	XXX	XXX	XXX	XXX	4,495
13. Earned Premiums (Sch P-Pt. 1)	0	0	90	124	170	115	235	(82)	3,660	4,495	XXX

Schedule P - Part 6H - Other Liability - Claims-Made - Section 1B

**N O N E**

Schedule P - Part 6H - Other Liability - Claims-Made - Section 2B

**N O N E**

Schedule P - Part 6M - International - Section 1

**N O N E**

Schedule P - Part 6M - International - Section 2

**N O N E**

Schedule P - Part 6N- Reinsurance A - Nonproportional Assumed Property - Section 1

**N O N E**

Schedule P - Part 6N- Reinsurance A - Nonproportional Assumed Property - Section 2

**N O N E**

Schedule P - Part 6O - Reinsurance B - Nonproportional Liability - Section 1

**N O N E**

Schedule P - Part 6O - Reinsurance B - Nonproportional Assumed Liability - Section 2

**N O N E**

Schedule P - Part 6R - Products Liability - Occurrence - Section 1A

**N O N E**

Schedule P - Part 6R - Products Liability - Occurrence - Section 2A

**N O N E**

Schedule P - Part 6R - Products Liability - Claims-Made - Section 1B

**N O N E**

Schedule P - Part 6R - Products Liability - Claims-Made - Section 2B

**N O N E**

Schedule P - Part 7A - Section 1 - Primary Loss Sensitive Contracts

**N O N E**

Schedule P - Part 7A - Section 2 - Primary Loss Sensitive Contracts

**N O N E**

Schedule P - Part 7A - Section 3 - Primary Loss Sensitive Contracts

**N O N E**

Schedule P - Part 7A - Section 4 - Primary Loss Sensitive Contracts

**N O N E**

Schedule P - Part 7A - Section 5 - Primary Loss Sensitive Contracts

**N O N E**

Schedule P - Part 7B - Section 1 - Reinsurance Loss Sensitive Contracts

**N O N E**

Schedule P - Part 7B - Section 2 - Reinsurance Loss Sensitive Contracts

**N O N E**

Schedule P - Part 7B - Section 3 - Reinsurance Loss Sensitive Contracts

**N O N E**

Schedule P - Part 7B - Section 4 - Reinsurance Loss Sensitive Contracts

**N O N E**

Schedule P - Part 7B - Section 5 - Reinsurance Loss Sensitive Contracts

**N O N E**

Schedule P - Part 7B - Section 6 - Reinsurance Loss Sensitive Contracts

**N O N E**

Schedule P - Part 7B - Section 7 - Reinsurance Loss Sensitive Contracts

**N O N E**



ANNUAL STATEMENT FOR THE YEAR 2017 OF THE Dealers Assurance Company

SCHEDULE P INTERROGATORIES

1. The following questions relate to yet-to-be-issued Extended Reporting Endorsements (EREs) arising from Death, Disability, or Retirement (DDR) provisions in Medical Professional Liability Claims Made insurance policies. EREs provided for reasons other than DDR are not to be included.
- 1.1 Does the company issue Medical Professional Liability Claims Made insurance policies that provide tail (also known as an extended reporting endorsement, or “ERE”) benefits in the event of Death, Disability, or Retirement (DDR) at a reduced charge or at no additional cost? ..... Yes [ ] No [ X ]  
If the answer to question 1.1 is “no”, leave the following questions blank. If the answer to question 1.1 is “yes”, please answer the following questions:
- 1.2 What is the total amount of the reserve for that provision (DDR Reserve), as reported, explicitly or not, elsewhere in this statement (in dollars)? .....\$ .....
- 1.3 Does the company report any DDR reserve as Unearned Premium Reserve per SSAP #65? ..... Yes [ ] No [ X ]
- 1.4 Does the company report any DDR reserve as loss or loss adjustment expense reserve? ..... Yes [ ] No [ X ]
- 1.5 If the company reports DDR reserve as Unearned Premium Reserve, does that amount match the figure on the Underwriting and Investment Exhibit, Part 1A - Recapitulation of all Premiums (Page 7) Column 2, Lines 11.1 plus 11.2? ..... Yes [ ] No [ ] N/A [ ]
- 1.6 If the company reports DDR reserve as loss or loss adjustment expense reserve, please complete the following table corresponding to where these reserves are reported in Schedule P:

Years in Which Premiums Were Earned and Losses Were Incurred		DDR Reserve Included in Schedule P, Part 1F, Medical Professional Liability Column 24: Total Net Losses and Expenses Unpaid	
		1 Section 1: Occurrence	2 Section 2: Claims-Made
1.601	Prior .....		
1.602	2008 .....		
1.603	2009 .....		
1.604	2010 .....		
1.605	2011 .....		
1.606	2012 .....		
1.607	2013 .....		
1.608	2014 .....		
1.609	2015 .....		
1.610	2016 .....		
1.611	2017 .....		
1.612	Totals	0	0

2. The definition of allocated loss adjustment expenses (ALAE) and, therefore, unallocated loss adjustment expenses (ULAE) was changed effective January 1, 1998. This change in definition applies to both paid and unpaid expenses. Are these expenses (now reported as “Defense and Cost Containment” and “Adjusting and Other” ) reported in compliance with these definitions in this statement? ..... Yes [ ] No [ X ]
3. The Adjusting and Other expense payments and reserves should be allocated to the years in which the losses were incurred based on the number of claims reported, closed and outstanding in those years. When allocating Adjusting and Other expense between companies in a group or a pool, the Adjusting and Other expense should be allocated in the same percentage used for the loss amounts and the claim counts. For reinsurers, Adjusting and Other expense assumed should be reported according to the reinsurance contract. For Adjusting and Other expense incurred by reinsurers, or in those situations where suitable claim count information is not available, Adjusting and Other expense should be allocated by a reasonable method determined by the company and described in Interrogatory 7, below. Are they so reported in this Statement? ..... Yes [ ] No [ X ]
4. Do any lines in Schedule P include reserves that are reported gross of any discount to present value of future payments, and that are reported net of such discounts on Page 10? ..... Yes [ ] No [ X ]  
  
If yes, proper disclosure must be made in the Notes to Financial Statements, as specified in the Instructions. Also, the discounts must be reported in Schedule P - Part 1, Columns 32 and 33. Schedule P must be completed gross of non-tabular discounting. Work papers relating to discount calculations must be available for examination upon request.  
Discounting is allowed only if expressly permitted by the state insurance department to which this Annual Statement is being filed.
5. What were the net premiums in force at the end of the year for:  
(in thousands of dollars)

5.1 Fidelity .....0  
5.2 Surety .....0
6. Claim count information is reported per claim or per claimant (Indicate which). .....per claim.....  
If not the same in all years, explain in Interrogatory 7.
- 7.1 The information provided in Schedule P will be used by many persons to estimate the adequacy of the current loss and expense reserves, among other things. Are there any especially significant events, coverage, retention or accounting changes that have occurred that must be considered when making such analyses? ..... Yes [ ] No [ X ]
- 7.2 (An extended statement may be attached.)  
.....

SCHEDULE T - PART 2  
INTERSTATE COMPACT - EXHIBIT OF PREMIUMS WRITTEN

Allocated by States and Territories

States, Etc.		Direct Business Only				
		1	2	3	4	6
		Life (Group and Individual)	Annuities (Group and Individual)	Disability Income (Group and Individual)	Long-Term Care (Group and Individual)	Totals
1.	Alabama .....	AL				
2.	Alaska .....	AK				
3.	Arizona .....	AZ				
4.	Arkansas .....	AR				
5.	California .....	CA				
6.	Colorado .....	CO				
7.	Connecticut .....	CT				
8.	Delaware .....	DE				
9.	District of Columbia .....	DC				
10.	Florida .....	FL				
11.	Georgia .....	GA				
12.	Hawaii .....	HI				
13.	Idaho .....	ID				
14.	Illinois .....	IL				
15.	Indiana .....	IN				
16.	Iowa .....	IA				
17.	Kansas .....	KS				
18.	Kentucky .....	KY				
19.	Louisiana .....	LA				
20.	Maine .....	ME				
21.	Maryland .....	MD				
22.	Massachusetts .....	MA				
23.	Michigan .....	MI				
24.	Minnesota .....	MN				
25.	Mississippi .....	MS				
26.	Missouri .....	MO				
27.	Montana .....	MT				
28.	Nebraska .....	NE				
29.	Nevada .....	NV				
30.	New Hampshire .....	NH				
31.	New Jersey .....	NJ				
32.	New Mexico .....	NM				
33.	New York .....	NY				
34.	North Carolina .....	NC				
35.	North Dakota .....	ND				
36.	Ohio .....	OH				
37.	Oklahoma .....	OK				
38.	Oregon .....	OR				
39.	Pennsylvania .....	PA				
40.	Rhode Island .....	RI				
41.	South Carolina .....	SC				
42.	South Dakota .....	SD				
43.	Tennessee .....	TN				
44.	Texas .....	TX				
45.	Utah .....	UT				
46.	Vermont .....	VT				
47.	Virginia .....	VA				
48.	Washington .....	WA				
49.	West Virginia .....	WV				
50.	Wisconsin .....	WI				
51.	Wyoming .....	WY				
52.	American Samoa .....	AS				
53.	Guam .....	GU				
54.	Puerto Rico .....	PR				
55.	U.S. Virgin Islands .....	VI				
56.	Northern Mariana Islands .....	MP				
57.	Canada .....	CAN				
58.	Aggregate Other Alien .....	OT				
59.	Total					

NONE

ANNUAL STATEMENT FOR THE YEAR 2017 OF THE Dealers Assurance Company

SCHEDULE Y  
PART 1A - DETAIL OF INSURANCE HOLDING COMPANY SYSTEM

1	2	3	4	5	6	7	8	9	10	11	12	13	14	15	16
Group Code	Group Name	NAIC Company Code	ID Number	Federal RSSD	CIK	Name of Securities Exchange if Publicly Traded (U.S. or International)	Names of Parent, Subsidiaries Or Affiliates	Domi-ciliary Loca-tion	Relation-ship to Reporting Entity	Directly Controlled by (Name of Entity/Person)	Type of Control (Ownership, Board, Management, Attorney-in-Fact, Influence, Other)	If Control is Owner-ship Provide Percen-tage	Ultimate Controlling Entity(ies)/Person(s)	Is an SCA Filing Re-quired? (Y/N)	*
.0000		.00000	85-0479228	0	0		Helios Financial Holdings, Corp. ....	.NM.	.UIP.	James B. Smith	Ownership.....	100.000	.	.N.	.0
.0000		.00000	20-0833446	0	0		DAC Financial Holdings, Inc. ....	.DE.	.UIP.	Helios Financial Holdings, Corp. ....	Ownership.....	100.000	James B. Smith	.N.	.0
.0000		.00000	31-0906655	0	0		Dealers Alliance Corp. ....	.OH.	.UDP.	DAC Financial Holdings, Inc. ....	Ownership.....	100.000	James B. Smith	.N.	.0
.0000		.16705	34-6513705	0	0		Dealers Assurance Company .....	.OH.	.RE.	Dealers Alliance Corp. ....	Ownership.....	100.000	James B. Smith	.N.	.0
.0000		.00000	31-0908416	0	0		DAC Insurance Agency, Inc. ....	.OH.	.IA.	Dealers Alliance Corp. ....	Ownership.....	100.000	James B. Smith	.N.	.0
.0000		.00000	46-2008908	0	0		DAC Solutions, Inc. ....	.TX.	.NIA.	Dealers Alliance Corp. ....	Ownership.....	100.000	James B. Smith	.N.	.0
.0000		.00000	85-0339432	0	0		Southwest Reinsure, Inc. ....	.NM.	.NIA.	Helios Financial Holdings, Corp. ....	Ownership.....	100.000	James B. Smith	.N.	.0
.0000		.00000	85-0465455	0	0		Southwest Administrative Svcs, Inc. ....	.NM.	.NIA.	Helios Financial Holdings, Corp. ....	Ownership.....	100.000	James B. Smith	.N.	.0
.0000		.00000	42-1560831	0	0		Warranty Solutions, Inc. ....	.TX.	.NIA.	Helios Financial Holdings, Corp. ....	Ownership.....	100.000	James B. Smith	.N.	.0
.0000		.00000	85-0384183	0	0		Ideal Insurance Co., LTD	.TCA.	.IA.	Helios Financial Holdings, Corp. ....	Ownership.....	95.000	James B. Smith	.N.	.0
.0000		.00000	98-0231706	0	0		Three Diamonds Reinsurance Co., LTD	.TCA.	.IA.	Helios Financial Holdings, Corp. ....	Ownership.....	100.000	James B. Smith	.N.	.0
.0000		.00000	85-0339431	0	0		Designed Leadership, Inc. ....	.NM.	.NIA.	Helios Financial Holdings, Corp. ....	Ownership.....	100.000	James B. Smith	.N.	.0
.0000		.00000	42-1563507	0	0		Ecoblock, Inc. ....	.TX.	.NIA.	Helios Financial Holdings, Corp. ....	Ownership.....	100.000	James B. Smith	.N.	.0
.0000		.00000	98-0516902	0	0		Cinco de Mayo Reinsurance Co., LTD	.TCA.	.IA.	Helios Financial Holdings, Corp. ....	Ownership.....	100.000	James B. Smith	.N.	.0
.0000		.00000	85-0464095	0	0		US Automotive Administrators, Inc. ....	.NM.	.NIA.	Helios Financial Holdings, Corp. ....	Ownership.....	100.000	James B. Smith	.N.	.0
.0000		.00000	91-2020119	0	0		First Automotive Service Corp. ....	.NM.	.NIA.	Helios Financial Holdings, Corp. ....	Ownership.....	100.000	James B. Smith	.N.	.0
.0000		.00000	20-4986921	0	0		Southwest Reinsure (NM), Inc. ....	.NM.	.NIA.	Helios Financial Holdings, Corp. ....	Ownership.....	100.000	James B. Smith	.N.	.0
.0000		.00000	45-2407767	0	0		TK Specialty Solutions, Inc. ....	.DE.	.NIA.	James B. Smith	Ownership.....	80.000	James B. Smith	.N.	.0
.0000		.00000	75-2881744	0	0		TeleMatrix, Inc. ....	.TX.	.NIA.	James B. Smith	Ownership.....	4.000	James B. Smith	.N.	.0
.0000		.00000	98-0086385	0	0		Sandia Life and Casualty Ins. Co. ....	.TCA.	.IA.	James B. Smith	Ownership.....	100.000	James B. Smith	.N.	.0
.0000		.00000	20-2200133	0	0		Libre Properties, LLC	.NM.	.NIA.	James B. Smith	Ownership.....	100.000	James B. Smith	.N.	.0
.0000		.00000	76-0713194	0	0		Southwest Re Holdings Limited Partnership	.TX.	.NIA.	James B. Smith	Ownership.....	99.000	James B. Smith	.N.	.0
.0000		.00000	45-4112952	0	0		Strategic Technical Application Resources, LLC	.NM.	.NIA.	James B. Smith	Ownership.....	100.000	James B. Smith	.N.	.0
.0000		.00000	46-1345829	0	0		iNetProfits, LLC	.NV.	.NIA.	James B. Smith	Ownership.....	100.000	James B. Smith	.N.	.0
.0000		.00000	46-1468556	0	0		FiStream, Inc. ....	.DE.	.NIA.	James B. Smith	Ownership.....	100.000	James B. Smith	.N.	.0
.0000		.00000	02-0557099	0	0		Southwest Financial Partners LLC	.NM.	.NIA.	James B. Smith	Ownership.....	100.000	James B. Smith	.N.	.0
.0000		.00000	72-1573956	0	0		Warranty Global Group, Inc	.TX.	.NIA.	James B. Smith	Ownership.....	100.000	James B. Smith	.N.	.0

Asterisk	Expenses

NONE

ANNUAL STATEMENT FOR THE YEAR 2017 OF THE Dealers Assurance Company

## SCHEDULE Y

## PART 2 - SUMMARY OF INSURER'S TRANSACTIONS WITH ANY AFFILIATES

[illegible]

ANNUAL STATEMENT FOR THE YEAR 2017 OF THE Dealers Assurance Company










SUPPLEMENTAL EXHIBITS AND SCHEDULES INTERROGATORIES

The following supplemental reports are required to be filed as part of your statement filing unless specifically waived by the domiciliary state. However, in the event that your domiciliary state waives the filing requirement, your response of **WAIVED** to the specific interrogatory will be accepted in lieu of filing a "NONE" report and a bar code will be printed below. If the supplement is required of your company but is not being filed for whatever reason enter **SEE EXPLANATION** and provide an explanation following the interrogatory questions.

		Responses
MARCH FILING		
1.	Will an actuarial opinion be filed by March 1? .....	YES
2.	Will the Supplemental Compensation Exhibit be filed with the state of domicile by March 1? .....	YES
3.	Will the confidential Risk-based Capital Report be filed with the NAIC by March 1?.....	YES
4.	Will the confidential Risk-based Capital Report be filed with the state of domicile, if required by March 1?.....	YES
APRIL FILING		
5.	Will the Insurance Expense Exhibit be filed with the state of domicile and the NAIC by April 1? .....	YES
6.	Will Management's Discussion and Analysis be filed by April 1? .....	YES
7.	Will the Supplemental Investment Risk Interrogatories be filed by April 1? .....	YES
MAY FILING		
8.	Will this company be included in a combined annual statement which is filed with the NAIC by May 1? .....	SEE EXPLANATION
JUNE FILING		
9.	Will an audited financial report be filed by June 1? .....	YES
10.	Will Accountant's Letter of Qualifications be filed with the state of domicile and electronically with the NAIC by June 1? .....	YES
AUGUST FILING		
11.	Will the regulator-only (non-public) Communication of Internal Control Related Matters Noted in Audit be filed with the state of domicile and electronically with the NAIC (as a regulator-only non-public document) by August 1? .....	YES

The following supplemental reports are required to be filed as part of your annual statement filing. However, in the event that your company does not transact the type of business for which the special report must be filed, your response of **NO** to the specific interrogatory will be accepted in lieu of filing a "NONE" report and a bar code will be printed below. If the supplemental is required of your company but is not being filed for whatever reason enter **SEE EXPLANATION** and provide an explanation following the interrogatory questions.

MARCH FILING		
12.	Will Schedule SIS (Stockholder Information Supplement) be filed with the state of domicile by March 1? .....	NO
13.	Will the Financial Guaranty Insurance Exhibit be filed by March 1?.....	NO
14.	Will the Medicare Supplement Insurance Experience Exhibit be filed with the state of domicile and the NAIC by March 1?.....	NO
15.	Will Supplement A to Schedule T (Medical Professional Liability Supplement) be filed by March 1? .....	NO
16.	Will the Trusteed Surplus Statement be filed with the state of domicile and the NAIC by March 1? .....	NO
17.	Will the Premiums Attributed to Protected Cells Exhibit be filed by March 1? .....	NO
18.	Will the Reinsurance Summary Supplemental Filing for General Interrogatory 9 be filed with the state of domicile and the NAIC by March 1? .....	NO
19.	Will the Medicare Part D Coverage Supplement be filed with the state of domicile and the NAIC by March 1?.....	NO
20.	Will the confidential Actuarial Opinion Summary be filed with the state of domicile, if required, by March 15 (or the date otherwise specified)?.....	YES
21.	Will the Reinsurance Attestation Supplement be filed with the state of domicile and the NAIC by March 1? .....	YES
22.	Will the Exceptions to the Reinsurance Attestation Supplement be filed with the state of domicile by March 1? .....	NO
23.	Will the Bail Bond Supplement be filed with the state of domicile and the NAIC by March 1? .....	NO
24.	Will the Director and Officer Insurance Coverage Supplement be filed with the state of domicile and the NAIC by March 1? .....	NO
25.	Will an approval from the reporting entity's state of domicile for relief related to the five-year rotation requirement for lead audit partner be filed electronically with the NAIC by March 1? .....	NO
26.	Will an approval from the reporting entity's state of domicile for relief related to the one-year cooling off period for independent CPA be filed electronically with the NAIC by March 1? .....	NO
27.	Will an approval from the reporting entity's state of domicile for relief related to the Requirements for Audit Committees be filed electronically with the NAIC by March 1?.....	NO
28.	Will the Supplemental Schedule for Reinsurance Counterparty Reporting Exception - Asbestos and Pollution Contracts be filed with the state of domicile and the NAIC by March 1?.....	NO
APRIL FILING		
29.	Will the Credit Insurance Experience Exhibit be filed with the state of domicile and the NAIC by April 1? .....	YES
30.	Will the Long-term Care Experience Reporting Forms be filed with the state of domicile and the NAIC by April 1? .....	NO
31.	Will the Accident and Health Policy Experience Exhibit be filed by April 1? .....	NO
32.	Will the Supplemental Health Care Exhibit (Parts 1, 2 and 3) be filed with the state of domicile and the NAIC by April 1? .....	NO
33.	Will the regulator only (non-public) Supplemental Health Care Exhibit's Expense Allocation Report be filed with the state of domicile and the NAIC by April 1? .....	NO
34.	Will the Cybersecurity and Identity Theft Insurance Coverage Supplement be filed with the state of domicile and the NAIC by April 1? .....	NO
AUGUST FILING		
35.	Will Management's Report of Internal Control Over Financial Reporting be filed with the state of domicile by August 1? .....	NO
Explanations:		
8.	Not Applicable	
12.	Not Applicable	
13.	Not Applicable	
14.	Not Applicable	
15.	Not Applicable	
16.	Not Applicable	
17.	Not Applicable	
18.	Not Applicable	
19.	Not Applicable	
22.	Not Applicable	
23.	Not Applicable	
24.	Not Applicable	
25.	Not Applicable	
26.	Not Applicable	
27.	Not Applicable	
28.	Not Applicable	
30.	Not Applicable	
31.	Not Applicable	
32.	Not Applicable	
33.	Not Applicable	
34.	Not Applicable	
35.	Not Applicable	

12.	SIS Stockholder Information Supplement [Document Identifier 420]	
13.	Financial Guaranty Insurance Exhibit [Document Identifier 240]	
14.	Medicare Supplement Insurance Experience Exhibit [Document Identifier 360]	
15.	Supplement A to Schedule T [Document Identifier 455]	
16.	Trusteed Surplus Statement [Document Identifier 490]	
17.	Premiums Attributed to Protected Cells Exhibit [Document Identifier 385]	
18.	Reinsurance Summary Supplemental Filing [Document Identifier 401]	
19.	Medicare Part D Coverage Supplement [Document Identifier 365]	
22.	Exceptions to the Reinsurance Attestation Supplement [Document Identifier 400]	

ANNUAL STATEMENT FOR THE YEAR 2017 OF THE Dealers Assurance Company

SUPPLEMENTAL EXHIBITS AND SCHEDULES INTERROGATORIES

23. Bail Bond Supplement [Document Identifier 500]	<div><div></div><div>167052017500000000</div></div>
24. Director and Officer Insurance Coverage Supplement [Document Identifier 505]	<div><div></div><div>167052017505000000</div></div>
25. Relief from the five-year rotation requirement for lead audit partner [Document Identifier 224]	<div><div></div><div>167052017224000000</div></div>
26. Relief from the one-year cooling off period for independent CPA [Document Identifier 225]	<div><div></div><div>167052017225000000</div></div>
27. Relief from the Requirements for Audit Committees [Document Identifier 226]	<div><div></div><div>167052017226000000</div></div>
28. Reinsurance Counterparty Reporting Exception – Asbestos and Pollution Contracts [Document Identifier 555]	<div><div></div><div>167052017555000000</div></div>
30. Long-Term Care Experience Reporting Forms [Document Identifier 306]	<div><div></div><div>167052017306000000</div></div>
31. Accident and Health Policy Experience Exhibit [Document Identifier 210]	<div><div></div><div>167052017210000000</div></div>
32. Supplemental Health Care Exhibit (Parts 1, 2 and 3) [Document Identifier 216]	<div><div></div><div>167052017216000000</div></div>
33. Supplemental Health Care Exhibit's Expense Allocation Report [Document Identifier 217]	<div><div></div><div>167052017217000000</div></div>
34. Cybersecurity and Identity Theft Insurance Coverage Supplement [Document Identifier 550]	<div><div></div><div>167052017550000000</div></div>
35. Management's Report of Internal Control Over Financial Reporting [Document Identifier 223]	<div><div></div><div>167052017223000000</div></div>

**OVERFLOW PAGE FOR WRITE-INS**

ALPHABETICAL INDEX

ANNUAL STATEMENT BLANK

Assets .....	2
Cash Flow .....	5
Exhibit of Capital Gains (Losses) .....	12
Exhibit of Net Investment Income .....	12
Exhibit of Nonadmitted Assets .....	13
Exhibit of Premiums and Losses (State Page) .....	19
Five-Year Historical Data .....	17
General Interrogatories .....	15
Jurat Page .....	1
Liabilities, Surplus and Other Funds .....	3
Notes To Financial Statements .....	14
Overflow Page For Write-ins .....	100
Schedule A - Part 1 .....	E01
Schedule A - Part 2 .....	E02
Schedule A - Part 3 .....	E03
Schedule A - Verification Between Years .....	SI02
Schedule B - Part 1 .....	E04
Schedule B - Part 2 .....	E05
Schedule B - Part 3 .....	E06
Schedule B - Verification Between Years .....	SI02
Schedule BA - Part 1 .....	E07
Schedule BA - Part 2 .....	E08
Schedule BA - Part 3 .....	E09
Schedule BA - Verification Between Years .....	SI03
Schedule D - Part 1 .....	E10
Schedule D - Part 1A - Section 1 .....	SI05
Schedule D - Part 1A - Section 2 .....	SI08
Schedule D - Part 2 - Section 1 .....	E11
Schedule D - Part 2 - Section 2 .....	E12
Schedule D - Part 3 .....	E13
Schedule D - Part 4 .....	E14
Schedule D - Part 5 .....	E15
Schedule D - Part 6 - Section 1 .....	E16
Schedule D - Part 6 - Section 2 .....	E16
Schedule D - Summary By Country .....	SI04
Schedule D - Verification Between Years .....	SI03
Schedule DA - Part 1 .....	E17
Schedule DA - Verification Between Years .....	SI10
Schedule DB - Part A - Section 1 .....	E18
Schedule DB - Part A - Section 2 .....	E19
Schedule DB - Part A - Verification Between Years .....	SI11
Schedule DB - Part B - Section 1 .....	E20
Schedule DB - Part B - Section 2 .....	E21
Schedule DB - Part B - Verification Between Years .....	SI11
Schedule DB - Part C - Section 1 .....	SI12
Schedule DB - Part C - Section 2 .....	SI13
Schedule DB - Part D - Section 1 .....	E22
Schedule DB - Part D - Section 2 .....	E23
Schedule DB - Verification .....	SI14
Schedule DL - Part 1 .....	E24
Schedule DL - Part 2 .....	E25
Schedule E - Part 1 - Cash .....	E26
Schedule E - Part 2 - Cash Equivalents .....	E27
Schedule E - Part 3 - Special Deposits .....	E28
Schedule E - Verification Between Years .....	SI15
Schedule F - Part 1 .....	20
Schedule F - Part 2 .....	21
Schedule F - Part 3 .....	22
Schedule F - Part 4 .....	23
Schedule F - Part 5 .....	24
Schedule F - Part 6 - Section 1 .....	25
Schedule F - Part 6 - Section 2 .....	26
Schedule F - Part 7 .....	27
Schedule F - Part 8 .....	28
Schedule F - Part 9 .....	29



**ANNUAL STATEMENT BLANK (Continued)**

Schedule H - Accident and Health Exhibit - Part 1 .....	30
Schedule H - Part 2, Part 3 and 4 .....	31
Schedule H - Part 5 - Health Claims .....	32
Schedule P - Part 1 - Summary .....	33
Schedule P - Part 1A - Homeowners/Farmowners .....	35
Schedule P - Part 1B - Private Passenger Auto Liability/Medical .....	36
Schedule P - Part 1C - Commercial Auto/Truck Liability/Medical .....	37
Schedule P - Part 1D - Workers' Compensation (Excluding Excess Workers' Compensation) .....	38
Schedule P - Part 1E - Commercial Multiple Peril .....	39
Schedule P - Part 1F - Section 1 - Medical Professional Liability - Occurrence .....	40
Schedule P - Part 1F - Section 2 - Medical Professional Liability - Claims-Made .....	41
Schedule P - Part 1G - Special Liability (Ocean, Marine, Aircraft (All Perils), Boiler and Machinery) .....	42
Schedule P - Part 1H - Section 1 - Other Liability - Occurrence .....	43
Schedule P - Part 1H - Section 2 - Other Liability - Claims-Made .....	44
Schedule P - Part 1I - Special Property (Fire, Allied Lines, Inland Marine, Earthquake, Burglary & Theft) .....	45
Schedule P - Part 1J - Auto Physical Damage .....	46
Schedule P - Part 1K - Fidelity/Surety .....	47
Schedule P - Part 1L - Other (Including Credit, Accident and Health) .....	48
Schedule P - Part 1M - International .....	49
Schedule P - Part 1N - Reinsurance - Nonproportional Assumed Property .....	50
Schedule P - Part 1O - Reinsurance - Nonproportional Assumed Liability .....	51
Schedule P - Part 1P - Reinsurance - Nonproportional Assumed Financial Lines .....	52
Schedule P - Part 1R - Section 1 - Products Liability - Occurrence .....	53
Schedule P - Part 1R - Section 2 - Products Liability - Claims-Made .....	54
Schedule P - Part 1S - Financial Guaranty/Mortgage Guaranty .....	55
Schedule P - Part 1T - Warranty .....	56
Schedule P - Part 2, Part 3 and Part 4 - Summary .....	34
Schedule P - Part 2A - Homeowners/Farmowners .....	57
Schedule P - Part 2B - Private Passenger Auto Liability/Medical .....	57
Schedule P - Part 2C - Commercial Auto/Truck Liability/Medical .....	57
Schedule P - Part 2D - Workers' Compensation (Excluding Excess Workers' Compensation) .....	57
Schedule P - Part 2E - Commercial Multiple Peril .....	57
Schedule P - Part 2F - Section 1 - Medical Professional Liability - Occurrence .....	58
Schedule P - Part 2F - Section 2 - Medical Professional Liability - Claims-Made .....	58
Schedule P - Part 2G - Special Liability (Ocean Marine, Aircraft (All Perils), Boiler and Machinery) .....	58
Schedule P - Part 2H - Section 1 - Other Liability - Occurrence .....	58
Schedule P - Part 2H - Section 2 - Other Liability - Claims-Made .....	58
Schedule P - Part 2I - Special Property (Fire, Allied Lines, Inland Marine, Earthquake, Burglary, and Theft) .....	59
Schedule P - Part 2J - Auto Physical Damage .....	59
Schedule P - Part 2K - Fidelity, Surety .....	59
Schedule P - Part 2L - Other (Including Credit, Accident and Health) .....	59
Schedule P - Part 2M - International .....	59
Schedule P - Part 2N - Reinsurance - Nonproportional Assumed Property .....	60
Schedule P - Part 2O - Reinsurance - Nonproportional Assumed Liability .....	60
Schedule P - Part 2P - Reinsurance - Nonproportional Assumed Financial Lines .....	60
Schedule P - Part 2R - Section 1 - Products Liability - Occurrence .....	61
Schedule P - Part 2R - Section 2 - Products Liability - Claims-Made .....	61
Schedule P - Part 2S - Financial Guaranty/Mortgage Guaranty .....	61
Schedule P - Part 2T - Warranty .....	61
Schedule P - Part 3A - Homeowners/Farmowners .....	62
Schedule P - Part 3B - Private Passenger Auto Liability/Medical .....	62
Schedule P - Part 3C - Commercial Auto/Truck Liability/Medical .....	62
Schedule P - Part 3D - Workers' Compensation (Excluding Excess Workers' Compensation) .....	62
Schedule P - Part 3E - Commercial Multiple Peril .....	62
Schedule P - Part 3F - Section 1 - Medical Professional Liability - Occurrence .....	63
Schedule P - Part 3F - Section 2 - Medical Professional Liability - Claims-Made .....	63
Schedule P - Part 3G - Special Liability (Ocean Marine, Aircraft (All Perils), Boiler and Machinery) .....	63
Schedule P - Part 3H - Section 1 - Other Liability - Occurrence .....	63
Schedule P - Part 3H - Section 2 - Other Liability - Claims-Made .....	63
Schedule P - Part 3I - Special Property (Fire, Allied Lines, Inland Marine, Earthquake, Burglary, and Theft) .....	64
Schedule P - Part 3J - Auto Physical Damage .....	64
Schedule P - Part 3K - Fidelity/Surety .....	64
Schedule P - Part 3L - Other (Including Credit, Accident and Health) .....	64
Schedule P - Part 3M - International .....	64
Schedule P - Part 3N - Reinsurance - Nonproportional Assumed Property .....	65
Schedule P - Part 3O - Reinsurance - Nonproportional Assumed Liability .....	65
Schedule P - Part 3P - Reinsurance - Nonproportional Assumed Financial Lines .....	65
Schedule P - Part 3R - Section 1 - Products Liability - Occurrence .....	66
Schedule P - Part 3R - Section 2 - Products Liability - Claims-Made .....	66
Schedule P - Part 3S - Financial Guaranty/Mortgage Guaranty .....	66
Schedule P - Part 3T - Warranty .....	66

**ANNUAL STATEMENT BLANK (Continued)**

Schedule P - Part 4A - Homeowners/Farmowners .....	67
Schedule P - Part 4B - Private Passenger Auto Liability/Medical .....	67
Schedule P - Part 4C - Commercial Auto/Truck Liability/Medical .....	67
Schedule P - Part 4D - Workers' Compensation (Excluding Excess Workers' Compensation) .....	67
Schedule P - Part 4E - Commercial Multiple Peril .....	67
Schedule P - Part 4F - Section 1 - Medical Professional Liability - Occurrence .....	68
Schedule P - Part 4F - Section 2 - Medical Professional Liability - Claims-Made .....	68
Schedule P - Part 4G - Special Liability (Ocean Marine, Aircraft (All Perils), Boiler and Machinery) .....	68
Schedule P - Part 4H - Section 1 - Other Liability - Occurrence .....	68
Schedule P - Part 4H - Section 2 - Other Liability - Claims-Made .....	68
Schedule P - Part 4I - Special Property (Fire, Allied Lines, Inland Marine, Earthquake, Burglary and Theft) .....	69
Schedule P - Part 4J - Auto Physical Damage .....	69
Schedule P - Part 4K - Fidelity/Surety .....	69
Schedule P - Part 4L - Other (Including Credit, Accident and Health) .....	69
Schedule P - Part 4M - International .....	69
Schedule P - Part 4N - Reinsurance - Nonproportional Assumed Property .....	70
Schedule P - Part 4O - Reinsurance - Nonproportional Assumed Liability .....	70
Schedule P - Part 4P - Reinsurance - Nonproportional Assumed Financial Lines .....	70
Schedule P - Part 4R - Section 1 - Products Liability - Occurrence .....	71
Schedule P - Part 4R - Section 2 - Products Liability - Claims-Made .....	71
Schedule P - Part 4S - Financial Guaranty/Mortgage Guaranty .....	71
Schedule P - Part 4T - Warranty .....	71
Schedule P - Part 5A - Homeowners/Farmowners .....	72
Schedule P - Part 5B - Private Passenger Auto Liability/Medical .....	73
Schedule P - Part 5C - Commercial Auto/Truck Liability/Medical .....	74
Schedule P - Part 5D - Workers' Compensation (Excluding Excess Workers' Compensation) .....	75
Schedule P - Part 5E - Commercial Multiple Peril .....	76
Schedule P - Part 5F - Medical Professional Liability - Claims-Made .....	78
Schedule P - Part 5F - Medical Professional Liability - Occurrence .....	77
Schedule P - Part 5H - Other Liability - Claims-Made .....	80
Schedule P - Part 5H - Other Liability - Occurrence .....	79
Schedule P - Part 5R - Products Liability - Claims-Made .....	82
Schedule P - Part 5R - Products Liability - Occurrence .....	81
Schedule P - Part 5T - Warranty .....	83
Schedule P - Part 6C - Commercial Auto/Truck Liability/Medical .....	84
Schedule P - Part 6D - Workers' Compensation (Excluding Excess Workers' Compensation) .....	84
Schedule P - Part 6E - Commercial Multiple Peril .....	85
Schedule P - Part 6H - Other Liability - Claims-Made .....	86
Schedule P - Part 6H - Other Liability - Occurrence .....	85
Schedule P - Part 6M - International .....	86
Schedule P - Part 6N - Reinsurance - Nonproportional Assumed Property .....	87
Schedule P - Part 6O - Reinsurance - Nonproportional Assumed Liability .....	87
Schedule P - Part 6R - Products Liability - Claims-Made .....	88
Schedule P - Part 6R - Products Liability - Occurrence .....	88
Schedule P - Part 7A - Primary Loss Sensitive Contracts .....	89
Schedule P - Part 7B - Reinsurance Loss Sensitive Contracts .....	91
Schedule P Interrogatories .....	93
Schedule T - Exhibit of Premiums Written .....	94
Schedule T - Part 2 - Interstate Compact .....	95
Schedule Y - Information Concerning Activities of Insurer Members of a Holding Company Group .....	96
Schedule Y - Part 1A - Detail of Insurance Holding Company System .....	97
Schedule Y - Part 2 - Summary of Insurer's Transactions With Any Affiliates .....	98
Statement of Income .....	4
Summary Investment Schedule .....	SI01
Supplemental Exhibits and Schedules Interrogatories .....	99
Underwriting and Investment Exhibit Part 1 .....	6
Underwriting and Investment Exhibit Part 1A .....	7
Underwriting and Investment Exhibit Part 1B .....	8
Underwriting and Investment Exhibit Part 2 .....	9
Underwriting and Investment Exhibit Part 2A .....	10
Underwriting and Investment Exhibit Part 3 .....	11