



ANNUAL STATEMENT

For the Year Ended December 31, 2017  
of the Condition and Affairs of the

SCOTTSDALE INDEMNITY COMPANY

NAIC Group Code..... 0140, 0140 (Current Period) (Prior Period) NAIC Company Code..... 15580 Employer's ID Number..... 31-1117969

Organized under the Laws of OH State of Domicile or Port of Entry OH Country of Domicile US

Incorporated/Organized..... November 14, 1984 Commenced Business..... August 1, 1985

Statutory Home Office ONE WEST NATIONWIDE BLVD..... COLUMBUS ..... OH ..... US ..... 43215-2220 (Street and Number) (City or Town, State, Country and Zip Code)

Main Administrative Office 8877 N. GAINES CENTER DRIVE..... SCOTTSDALE ..... AZ ..... US..... 85258-2108 480-365-4000 (Street and Number) (City or Town, State, Country and Zip Code) (Area Code) (Telephone Number)

Mail Address ONE WEST NATIONWIDE BLVD., 1-04-701..... COLUMBUS ..... OH ..... US ..... 43215-2220 (Street and Number or P. O. Box) (City or Town, State, Country and Zip Code)

Primary Location of Books and Records ONE WEST NATIONWIDE BLVD., 1-04-701..... COLUMBUS ... OH .... US ... 43215-2220 614-249-1545 (Street and Number) (City or Town, State, Country and Zip Code) (Area Code) (Telephone Number)

Internet Web Site Address WWW.SCOTTSDALEINS.COM

Statutory Statement Contact CHERYL M. DENNIS 614-249-1545 (Name) (Area Code) (Telephone Number) (Extension)

FINRPT@NATIONWIDE.COM 866-315-1430 (E-Mail Address) (Fax Number)

OFFICERS

Name	Title	Name	Title
1. THOMAS EDWARD CLARK	PRESIDENT	2. ROBERT WILLIAM HORNER III	VP & SECRETARY
3. KENNETH ARI LEVINE	VP & TREASURER		

OTHER

PAMELA ANN BIESECKER	SVP-HEAD OF TAXATION	MARTHA LOVETTE FRYE #	SR REG VP-SOUTHEAST DIST
THOMAS WAYNE JURGENS	SVP-BRKG-E&S	DAVID NEIL NELSON	SVP-CONTRC & PRG UNDRW

DIRECTORS OR TRUSTEES

MARK ALLEN BERVEN	THOMAS EDWARD CLARK	THOMAS WAYNE JURGENS	MICHAEL PATRICK LEACH
DAVID NEIL NELSON			


State of..... OHIO  
County of..... FRANKLIN

The officers of this reporting entity being duly sworn, each depose and say that they are the described officers of said reporting entity, and that on the reporting period stated above, all of the herein described assets were the absolute property of the said reporting entity, free and clear from any liens or claims thereon, except as herein stated, and that this statement, together with related exhibits, schedules and explanations therein contained, annexed or referred to, is a full and true statement of all the assets and liabilities and of the condition and affairs of the said reporting entity as of the reporting period stated above, and of its income and deductions therefrom for the period ended, and have been completed in accordance with the NAIC Annual Statement Instructions and Accounting Practices and Procedures manual except to the extent that: (1) state law may differ; or, (2) that state rules or regulations require differences in reporting not related to accounting practices and procedures, according to the best of their information, knowledge and belief, respectively. Furthermore, the scope of this attestation by the described officers also includes the related corresponding electronic filing with the NAIC, when required, that is an exact copy (except for formatting differences due to electronic filing) of the enclosed statement. The electronic filing may be requested by various regulators in lieu of or in addition to the enclosed statement.

(Signature)	(Signature)	(Signature)
THOMAS EDWARD CLARK	ROBERT WILLIAM HORNER III	KENNETH ARI LEVINE
1. (Printed Name)	2. (Printed Name)	3. (Printed Name)
PRESIDENT	VP & SECRETARY	VP & TREASURER
(Title)	(Title)	(Title)

Subscribed and sworn to before me  
This 1 day of February 2018

a. Is this an original filing? Yes [X] No [ ]  
b. If no  
1. State the amendment number  
2. Date filed  
3. Number of pages attached



Normna J. Perkins  
Notary Public, State of Ohio  
My Commission Expires  
April 22, 2020

**EXHIBIT OF PREMIUMS AND LOSSES (Statutory Page 14)**



NAIC Group Code.....0140    NAIC Company Code....15580

BUSINESS IN BERMUDA    DURING THE YEAR

19.01

Line of Business	Gross Premiums, Including Policy and Membership Fees, Less Return Premiums and Premiums on Policies not Taken		3 Dividends Paid or Credited to Policyholders on Direct Business	4 Direct Unearned Premium Reserves	5 Direct Losses Paid (deducting salvage)	6 Direct Losses Incurred	7 Direct Losses Unpaid	8 Direct Defense and Cost Containment Expense Paid	9 Direct Defense and Cost Containment Expense Incurred	10 Direct Defense and Cost Containment Expense Unpaid	11 Commissions and Brokerage Expenses	12 Taxes, Licenses and Fees
	1 Direct Premiums Written	2 Direct Premiums Earned										
1. Fire.....												
2.1 Allied lines.....												
2.2 Multiple peril crop.....												
2.3 Federal flood.....												
2.4 Private crop.....												
2.5 Private flood.....												
3. Farmowners multiple peril.....												
4. Homeowners multiple peril.....												
5.1 Commercial multiple peril (non-liability portion).....												
5.2 Commercial multiple peril (liability portion).....												
6. Mortgage guaranty.....												
8. Ocean marine.....												
9. Inland marine.....												
10. Financial guaranty.....												
11. Medical professional liability.....												
12. Earthquake.....												
13. Group accident and health (b).....												
14. Credit A&H (group and individual).....												
15.1 Collectively renewable A&H (b).....												
15.2 Non-cancelable A&H (b).....												
15.3 Guaranteed renewable A&H (b).....												
15.4 Non-renewable for stated reasons only (b).....												
15.5 Other accident only.....												
15.6 Medicare Title XVIII exempt from state taxes or fees.....												
15.7 All other A&H (b).....												
15.8 Federal employees health benefits plan premium.....												
16. Workers' compensation.....												
17.1 Other liability-occurrence.....												
17.2 Other liability-claims-made.....	1,455,900	1,340,425		729,537		(189,940)	1,141,464		12,132	137,551	26,145	
17.3 Excess workers' compensation.....												
18. Products liability.....												
19.1 Private passenger auto no-fault (personal injury protection).....												
19.2 Other private passenger auto liability.....												
19.3 Commercial auto no-fault (personal injury protection).....												
19.4 Other commercial auto liability.....												
21.1 Private passenger auto physical damage.....												
21.2 Commercial auto physical damage.....												
22. Aircraft (all perils).....												
23. Fidelity.....												
24. Surety.....												
26. Burglary and theft.....												
27. Boiler and machinery.....												
28. Credit.....												
30. Warranty.....												
34. Aggregate write-ins for other lines of business.....	0	0	0	0	0	0	0	0	0	0	0	0
35. TOTALS (a).....	1,455,900	1,340,425	0	729,537	0	(189,940)	1,141,464	0	12,132	137,551	26,145	0

**DETAILS OF WRITE-INS**

3401. ....												
3402. ....												
3403. ....												
3498. Summary of remaining write-ins for Line 34 from overflow page.....	0	0	0	0	0	0	0	0	0	0	0	0
3499. TOTALS (Lines 3401 through 3403 plus 3498) (Line 34 above).....	0	0	0	0	0	0	0	0	0	0	0	0

(a) Finance and service charges not included in Lines 1 to 35 \$.....0.  
(b) For health business on indicated lines report: Number of persons insured under PPO managed care products.....0 and number of persons insured under indemnity only products.....0.

**EXHIBIT OF PREMIUMS AND LOSSES (Statutory Page 14)**



NAIC Group Code.....0140    NAIC Company Code....15580

BUSINESS IN ENGLAND    DURING THE YEAR

19.02

Line of Business	Gross Premiums, Including Policy and Membership Fees, Less Return Premiums and Premiums on Policies not Taken		3 Dividends Paid or Credited to Policyholders on Direct Business	4 Direct Unearned Premium Reserves	5 Direct Losses Paid (deducting salvage)	6 Direct Losses Incurred	7 Direct Losses Unpaid	8 Direct Defense and Cost Containment Expense Paid	9 Direct Defense and Cost Containment Expense Incurred	10 Direct Defense and Cost Containment Expense Unpaid	11 Commissions and Brokerage Expenses	12 Taxes, Licenses and Fees
	1 Direct Premiums Written	2 Direct Premiums Earned										
1. Fire.....												
2.1 Allied lines.....												
2.2 Multiple peril crop.....												
2.3 Federal flood.....												
2.4 Private crop.....												
2.5 Private flood.....												
3. Farmowners multiple peril.....												
4. Homeowners multiple peril.....												
5.1 Commercial multiple peril (non-liability portion).....												
5.2 Commercial multiple peril (liability portion).....												
6. Mortgage guaranty.....												
8. Ocean marine.....												
9. Inland marine.....												
10. Financial guaranty.....												
11. Medical professional liability.....												
12. Earthquake.....												
13. Group accident and health (b).....												
14. Credit A&H (group and individual).....												
15.1 Collectively renewable A&H (b).....												
15.2 Non-cancelable A&H (b).....												
15.3 Guaranteed renewable A&H (b).....												
15.4 Non-renewable for stated reasons only (b).....												
15.5 Other accident only.....												
15.6 Medicare Title XVIII exempt from state taxes or fees.....												
15.7 All other A&H (b).....												
15.8 Federal employees health benefits plan premium.....												
16. Workers' compensation.....												
17.1 Other liability-occurrence.....												
17.2 Other liability-claims-made.....						(11,600)	9,727		(945)	1,157		
17.3 Excess workers' compensation.....												
18. Products liability.....												
19.1 Private passenger auto no-fault (personal injury protection).....												
19.2 Other private passenger auto liability.....												
19.3 Commercial auto no-fault (personal injury protection).....												
19.4 Other commercial auto liability.....												
21.1 Private passenger auto physical damage.....												
21.2 Commercial auto physical damage.....												
22. Aircraft (all perils).....												
23. Fidelity.....												
24. Surety.....												
26. Burglary and theft.....												
27. Boiler and machinery.....												
28. Credit.....												
30. Warranty.....												
34. Aggregate write-ins for other lines of business.....	0	0	0	0	0	0	0	0	0	0	0	0
35. TOTALS (a).....	0	0	0	0	0	(11,600)	9,727	0	(945)	1,157	0	0

**DETAILS OF WRITE-INS**

3401. ....												
3402. ....												
3403. ....												
3498. Summary of remaining write-ins for Line 34 from overflow page.....	0	0	0	0	0	0	0	0	0	0	0	0
3499. TOTALS (Lines 3401 through 3403 plus 3498) (Line 34 above).....	0	0	0	0	0	0	0	0	0	0	0	0

(a) Finance and service charges not included in Lines 1 to 35 \$.....0.  
(b) For health business on indicated lines report: Number of persons insured under PPO managed care products.....0 and number of persons insured under indemnity only products.....0.

**EXHIBIT OF PREMIUMS AND LOSSES (Statutory Page 14)**



NAIC Group Code.....0140    NAIC Company Code....15580

BUSINESS IN IRELAND    DURING THE YEAR

Line of Business	Gross Premiums, Including Policy and Membership Fees, Less Return Premiums and Premiums on Policies not Taken		3 Dividends Paid or Credited to Policyholders on Direct Business	4 Direct Unearned Premium Reserves	5 Direct Losses Paid (deducting salvage)	6 Direct Losses Incurred	7 Direct Losses Unpaid	8 Direct Defense and Cost Containment Expense Paid	9 Direct Defense and Cost Containment Expense Incurred	10 Direct Defense and Cost Containment Expense Unpaid	11 Commissions and Brokerage Expenses	12 Taxes, Licenses and Fees
	1 Direct Premiums Written	2 Direct Premiums Earned										
1. Fire.....												
2.1 Allied lines.....												
2.2 Multiple peril crop.....												
2.3 Federal flood.....												
2.4 Private crop.....												
2.5 Private flood.....												
3. Farmowners multiple peril.....												
4. Homeowners multiple peril.....												
5.1 Commercial multiple peril (non-liability portion).....												
5.2 Commercial multiple peril (liability portion).....												
6. Mortgage guaranty.....												
8. Ocean marine.....												
9. Inland marine.....												
10. Financial guaranty.....												
11. Medical professional liability.....												
12. Earthquake.....												
13. Group accident and health (b).....												
14. Credit A&H (group and individual).....												
15.1 Collectively renewable A&H (b).....												
15.2 Non-cancelable A&H (b).....												
15.3 Guaranteed renewable A&H (b).....												
15.4 Non-renewable for stated reasons only (b).....												
15.5 Other accident only.....												
15.6 Medicare Title XVIII exempt from state taxes or fees.....												
15.7 All other A&H (b).....												
15.8 Federal employees health benefits plan premium.....												
16. Workers' compensation.....												
17.1 Other liability-occurrence.....												
17.2 Other liability-claims-made.....												
17.3 Excess workers' compensation.....												
18. Products liability.....												
19.1 Private passenger auto no-fault (personal injury protection).....												
19.2 Other private passenger auto liability.....												
19.3 Commercial auto no-fault (personal injury protection).....												
19.4 Other commercial auto liability.....												
21.1 Private passenger auto physical damage.....												
21.2 Commercial auto physical damage.....												
22. Aircraft (all perils).....												
23. Fidelity.....												
24. Surety.....												
26. Burglary and theft.....												
27. Boiler and machinery.....												
28. Credit.....												
30. Warranty.....												
34. Aggregate write-ins for other lines of business.....	0	0	0	0	0	0	0	0	0	0	0	0
35. TOTALS (a).....	0	0	0	0	0	0	0	0	0	0	0	0

DETAILS OF WRITE-INS

3401. ....												
3402. ....												
3403. ....												
3498. Summary of remaining write-ins for Line 34 from overflow page.....	0	0	0	0	0	0	0	0	0	0	0	0
3499. TOTALS (Lines 3401 through 3403 plus 3498) (Line 34 above).....	0	0	0	0	0	0	0	0	0	0	0	0

(a) Finance and service charges not included in Lines 1 to 35 \$.....0.  
(b) For health business on indicated lines report: Number of persons insured under PPO managed care products.....0 and number of persons insured under indemnity only products.....0.

**EXHIBIT OF PREMIUMS AND LOSSES (Statutory Page 14)**



NAIC Group Code.....0140    NAIC Company Code....15580    BUSINESS IN Other Alien # 4    DURING THE YEAR

19 04

Line of Business	Gross Premiums, Including Policy and Membership Fees, Less Return Premiums and Premiums on Policies not Taken		3 Dividends Paid or Credited to Policyholders on Direct Business	4 Direct Unearned Premium Reserves	5 Direct Losses Paid (deducting salvage)	6 Direct Losses Incurred	7 Direct Losses Unpaid	8 Direct Defense and Cost Containment Expense Paid	9 Direct Defense and Cost Containment Expense Incurred	10 Direct Defense and Cost Containment Expense Unpaid	11 Commissions and Brokerage Expenses	12 Taxes, Licenses and Fees
	1 Direct Premiums Written	2 Direct Premiums Earned										
1. Fire.....												
2.1 Allied lines.....												
2.2 Multiple peril crop.....												
2.3 Federal flood.....												
2.4 Private crop.....												
2.5 Private flood.....												
3. Farmowners multiple peril.....												
4. Homeowners multiple peril.....												
5.1 Commercial multiple peril (non-liability portion).....												
5.2 Commercial multiple peril (liability portion).....												
6. Mortgage guaranty.....												
8. Ocean marine.....												
9. Inland marine.....												
10. Financial guaranty.....												
11. Medical professional liability.....												
12. Earthquake.....												
13. Group accident and health (b).....												
14. Credit A&H (group and individual).....												
15.1 Collectively renewable A&H (b).....												
15.2 Non-cancelable A&H (b).....												
15.3 Guaranteed renewable A&H (b).....												
15.4 Non-renewable for stated reasons only (b).....												
15.5 Other accident only.....												
15.6 Medicare Title XVIII exempt from state taxes or fees.....												
15.7 All other A&H (b).....												
15.8 Federal employees health benefits plan premium.....												
16. Workers' compensation.....												
17.1 Other liability-occurrence.....												
17.2 Other liability-claims-made.....												
17.3 Excess workers' compensation.....												
18. Products liability.....												
19.1 Private passenger auto no-fault (personal injury protection).....												
19.2 Other private passenger auto liability.....												
19.3 Commercial auto no-fault (personal injury protection).....												
19.4 Other commercial auto liability.....												
21.1 Private passenger auto physical damage.....												
21.2 Commercial auto physical damage.....												
22. Aircraft (all perils).....												
23. Fidelity.....												
24. Surety.....												
26. Burglary and theft.....												
27. Boiler and machinery.....												
28. Credit.....												
30. Warranty.....												
34. Aggregate write-ins for other lines of business.....	0	0	0	0	0	0	0	0	0	0	0	0
35. TOTALS (a).....	0	0	0	0	0	0	0	0	0	0	0	0

DETAILS OF WRITE-INS

3401. ....												
3402. ....												
3403. ....												
3498. Summary of remaining write-ins for Line 34 from overflow page.....	0	0	0	0	0	0	0	0	0	0	0	0
3499. TOTALS (Lines 3401 through 3403 plus 3498) (Line 34 above).....	0	0	0	0	0	0	0	0	0	0	0	0

(a) Finance and service charges not included in Lines 1 to 35 \$.....0.  
(b) For health business on indicated lines report: Number of persons insured under PPO managed care products.....0 and number of persons insured under indemnity only products.....0.

**EXHIBIT OF PREMIUMS AND LOSSES (Statutory Page 14)**



NAIC Group Code.....0140    NAIC Company Code....15580    BUSINESS IN Other Alien # 5    DURING THE YEAR

Line of Business	Gross Premiums, Including Policy and Membership Fees, Less Return Premiums and Premiums on Policies not Taken		3 Dividends Paid or Credited to Policyholders on Direct Business	4 Direct Unearned Premium Reserves	5 Direct Losses Paid (deducting salvage)	6 Direct Losses Incurred	7 Direct Losses Unpaid	8 Direct Defense and Cost Containment Expense Paid	9 Direct Defense and Cost Containment Expense Incurred	10 Direct Defense and Cost Containment Expense Unpaid	11 Commissions and Brokerage Expenses	12 Taxes, Licenses and Fees
	1 Direct Premiums Written	2 Direct Premiums Earned										
1. Fire.....												
2.1 Allied lines.....												
2.2 Multiple peril crop.....												
2.3 Federal flood.....												
2.4 Private crop.....												
2.5 Private flood.....												
3. Farmowners multiple peril.....												
4. Homeowners multiple peril.....												
5.1 Commercial multiple peril (non-liability portion).....												
5.2 Commercial multiple peril (liability portion).....												
6. Mortgage guaranty.....												
8. Ocean marine.....												
9. Inland marine.....												
10. Financial guaranty.....												
11. Medical professional liability.....												
12. Earthquake.....												
13. Group accident and health (b).....												
14. Credit A&H (group and individual).....												
15.1 Collectively renewable A&H (b).....												
15.2 Non-cancelable A&H (b).....												
15.3 Guaranteed renewable A&H (b).....												
15.4 Non-renewable for stated reasons only (b).....												
15.5 Other accident only.....												
15.6 Medicare Title XVIII exempt from state taxes or fees.....												
15.7 All other A&H (b).....												
15.8 Federal employees health benefits plan premium.....												
16. Workers' compensation.....												
17.1 Other liability-occurrence.....												
17.2 Other liability-claims-made.....												
17.3 Excess workers' compensation.....												
18. Products liability.....												
19.1 Private passenger auto no-fault (personal injury protection).....												
19.2 Other private passenger auto liability.....												
19.3 Commercial auto no-fault (personal injury protection).....												
19.4 Other commercial auto liability.....												
21.1 Private passenger auto physical damage.....												
21.2 Commercial auto physical damage.....												
22. Aircraft (all perils).....												
23. Fidelity.....												
24. Surety.....												
26. Burglary and theft.....												
27. Boiler and machinery.....												
28. Credit.....												
30. Warranty.....												
34. Aggregate write-ins for other lines of business.....	0	0	0	0	0	0	0	0	0	0	0	0
35. TOTALS (a).....	0	0	0	0	0	0	0	0	0	0	0	0

**DETAILS OF WRITE-INS**

3401. ....												
3402. ....												
3403. ....												
3498. Summary of remaining write-ins for Line 34 from overflow page.....	0	0	0	0	0	0	0	0	0	0	0	0
3499. TOTALS (Lines 3401 through 3403 plus 3498) (Line 34 above).....	0	0	0	0	0	0	0	0	0	0	0	0

(a) Finance and service charges not included in Lines 1 to 35 \$.....0.  
(b) For health business on indicated lines report: Number of persons insured under PPO managed care products.....0 and number of persons insured under indemnity only products.....0.

19.05

**EXHIBIT OF PREMIUMS AND LOSSES (Statutory Page 14)**



NAIC Group Code.....0140    NAIC Company Code....15580    BUSINESS IN Other Alien # 6    DURING THE YEAR

19.06

Line of Business	Gross Premiums, Including Policy and Membership Fees, Less Return Premiums and Premiums on Policies not Taken		3 Dividends Paid or Credited to Policyholders on Direct Business	4 Direct Unearned Premium Reserves	5 Direct Losses Paid (deducting salvage)	6 Direct Losses Incurred	7 Direct Losses Unpaid	8 Direct Defense and Cost Containment Expense Paid	9 Direct Defense and Cost Containment Expense Incurred	10 Direct Defense and Cost Containment Expense Unpaid	11 Commissions and Brokerage Expenses	12 Taxes, Licenses and Fees
	1 Direct Premiums Written	2 Direct Premiums Earned										
1. Fire.....												
2.1 Allied lines.....												
2.2 Multiple peril crop.....												
2.3 Federal flood.....												
2.4 Private crop.....												
2.5 Private flood.....												
3. Farmowners multiple peril.....												
4. Homeowners multiple peril.....												
5.1 Commercial multiple peril (non-liability portion).....												
5.2 Commercial multiple peril (liability portion).....												
6. Mortgage guaranty.....												
8. Ocean marine.....												
9. Inland marine.....												
10. Financial guaranty.....												
11. Medical professional liability.....												
12. Earthquake.....												
13. Group accident and health (b).....												
14. Credit A&H (group and individual).....												
15.1 Collectively renewable A&H (b).....												
15.2 Non-cancelable A&H (b).....												
15.3 Guaranteed renewable A&H (b).....												
15.4 Non-renewable for stated reasons only (b).....												
15.5 Other accident only.....												
15.6 Medicare Title XVIII exempt from state taxes or fees.....												
15.7 All other A&H (b).....												
15.8 Federal employees health benefits plan premium.....												
16. Workers' compensation.....												
17.1 Other liability-occurrence.....												
17.2 Other liability-claims-made.....												
17.3 Excess workers' compensation.....												
18. Products liability.....												
19.1 Private passenger auto no-fault (personal injury protection).....												
19.2 Other private passenger auto liability.....												
19.3 Commercial auto no-fault (personal injury protection).....												
19.4 Other commercial auto liability.....												
21.1 Private passenger auto physical damage.....												
21.2 Commercial auto physical damage.....												
22. Aircraft (all perils).....												
23. Fidelity.....												
24. Surety.....												
26. Burglary and theft.....												
27. Boiler and machinery.....												
28. Credit.....												
30. Warranty.....												
34. Aggregate write-ins for other lines of business.....	0	0	0	0	0	0	0	0	0	0	0	0
35. TOTALS (a).....	0	0	0	0	0	0	0	0	0	0	0	0

DETAILS OF WRITE-INS

3401. ....												
3402. ....												
3403. ....												
3498. Summary of remaining write-ins for Line 34 from overflow page.....	0	0	0	0	0	0	0	0	0	0	0	0
3499. TOTALS (Lines 3401 through 3403 plus 3498) (Line 34 above).....	0	0	0	0	0	0	0	0	0	0	0	0

(a) Finance and service charges not included in Lines 1 to 35 \$.....0.  
(b) For health business on indicated lines report: Number of persons insured under PPO managed care products.....0 and number of persons insured under indemnity only products.....0.

**EXHIBIT OF PREMIUMS AND LOSSES (Statutory Page 14)**



NAIC Group Code.....0140    NAIC Company Code....15580    BUSINESS IN Other Alien # 7    DURING THE YEAR

19.07

Line of Business	Gross Premiums, Including Policy and Membership Fees, Less Return Premiums and Premiums on Policies not Taken		3 Dividends Paid or Credited to Policyholders on Direct Business	4 Direct Unearned Premium Reserves	5 Direct Losses Paid (deducting salvage)	6 Direct Losses Incurred	7 Direct Losses Unpaid	8 Direct Defense and Cost Containment Expense Paid	9 Direct Defense and Cost Containment Expense Incurred	10 Direct Defense and Cost Containment Expense Unpaid	11 Commissions and Brokerage Expenses	12 Taxes, Licenses and Fees
	1 Direct Premiums Written	2 Direct Premiums Earned										
1. Fire.....												
2.1 Allied lines.....												
2.2 Multiple peril crop.....												
2.3 Federal flood.....												
2.4 Private crop.....												
2.5 Private flood.....												
3. Farmowners multiple peril.....												
4. Homeowners multiple peril.....												
5.1 Commercial multiple peril (non-liability portion).....												
5.2 Commercial multiple peril (liability portion).....												
6. Mortgage guaranty.....												
8. Ocean marine.....												
9. Inland marine.....												
10. Financial guaranty.....												
11. Medical professional liability.....												
12. Earthquake.....												
13. Group accident and health (b).....												
14. Credit A&H (group and individual).....												
15.1 Collectively renewable A&H (b).....												
15.2 Non-cancelable A&H (b).....												
15.3 Guaranteed renewable A&H (b).....												
15.4 Non-renewable for stated reasons only (b).....												
15.5 Other accident only.....												
15.6 Medicare Title XVIII exempt from state taxes or fees.....												
15.7 All other A&H (b).....												
15.8 Federal employees health benefits plan premium.....												
16. Workers' compensation.....												
17.1 Other liability-occurrence.....												
17.2 Other liability-claims-made.....												
17.3 Excess workers' compensation.....												
18. Products liability.....												
19.1 Private passenger auto no-fault (personal injury protection).....												
19.2 Other private passenger auto liability.....												
19.3 Commercial auto no-fault (personal injury protection).....												
19.4 Other commercial auto liability.....												
21.1 Private passenger auto physical damage.....												
21.2 Commercial auto physical damage.....												
22. Aircraft (all perils).....												
23. Fidelity.....												
24. Surety.....												
26. Burglary and theft.....												
27. Boiler and machinery.....												
28. Credit.....												
30. Warranty.....												
34. Aggregate write-ins for other lines of business.....	0	0	0	0	0	0	0	0	0	0	0	0
35. TOTALS (a).....	0	0	0	0	0	0	0	0	0	0	0	0

DETAILS OF WRITE-INS

3401. ....												
3402. ....												
3403. ....												
3498. Summary of remaining write-ins for Line 34 from overflow page.....	0	0	0	0	0	0	0	0	0	0	0	0
3499. TOTALS (Lines 3401 through 3403 plus 3498) (Line 34 above).....	0	0	0	0	0	0	0	0	0	0	0	0

(a) Finance and service charges not included in Lines 1 to 35 \$.....0.  
(b) For health business on indicated lines report: Number of persons insured under PPO managed care products.....0 and number of persons insured under indemnity only products.....0.



**EXHIBIT OF PREMIUMS AND LOSSES (Statutory Page 14)**



NAIC Group Code.....0140    NAIC Company Code....15580    BUSINESS IN Other Alien # 8    DURING THE YEAR

Line of Business	Gross Premiums, Including Policy and Membership Fees, Less Return Premiums and Premiums on Policies not Taken		3 Dividends Paid or Credited to Policyholders on Direct Business	4 Direct Unearned Premium Reserves	5 Direct Losses Paid (deducting salvage)	6 Direct Losses Incurred	7 Direct Losses Unpaid	8 Direct Defense and Cost Containment Expense Paid	9 Direct Defense and Cost Containment Expense Incurred	10 Direct Defense and Cost Containment Expense Unpaid	11 Commissions and Brokerage Expenses	12 Taxes, Licenses and Fees
	1 Direct Premiums Written	2 Direct Premiums Earned										
1. Fire.....												
2.1 Allied lines.....												
2.2 Multiple peril crop.....												
2.3 Federal flood.....												
2.4 Private crop.....												
2.5 Private flood.....												
3. Farmowners multiple peril.....												
4. Homeowners multiple peril.....												
5.1 Commercial multiple peril (non-liability portion).....												
5.2 Commercial multiple peril (liability portion).....												
6. Mortgage guaranty.....												
8. Ocean marine.....												
9. Inland marine.....												
10. Financial guaranty.....												
11. Medical professional liability.....												
12. Earthquake.....												
13. Group accident and health (b).....												
14. Credit A&H (group and individual).....												
15.1 Collectively renewable A&H (b).....												
15.2 Non-cancelable A&H (b).....												
15.3 Guaranteed renewable A&H (b).....												
15.4 Non-renewable for stated reasons only (b).....												
15.5 Other accident only.....												
15.6 Medicare Title XVIII exempt from state taxes or fees.....												
15.7 All other A&H (b).....												
15.8 Federal employees health benefits plan premium.....												
16. Workers' compensation.....												
17.1 Other liability-occurrence.....												
17.2 Other liability-claims-made.....												
17.3 Excess workers' compensation.....												
18. Products liability.....												
19.1 Private passenger auto no-fault (personal injury protection).....												
19.2 Other private passenger auto liability.....												
19.3 Commercial auto no-fault (personal injury protection).....												
19.4 Other commercial auto liability.....												
21.1 Private passenger auto physical damage.....												
21.2 Commercial auto physical damage.....												
22. Aircraft (all perils).....												
23. Fidelity.....												
24. Surety.....												
26. Burglary and theft.....												
27. Boiler and machinery.....												
28. Credit.....												
30. Warranty.....												
34. Aggregate write-ins for other lines of business.....	0	0	0	0	0	0	0	0	0	0	0	0
35. TOTALS (a).....	0	0	0	0	0	0	0	0	0	0	0	0

**DETAILS OF WRITE-INS**

3401. ....												
3402. ....												
3403. ....												
3498. Summary of remaining write-ins for Line 34 from overflow page.....	0	0	0	0	0	0	0	0	0	0	0	0
3499. TOTALS (Lines 3401 through 3403 plus 3498) (Line 34 above).....	0	0	0	0	0	0	0	0	0	0	0	0

(a) Finance and service charges not included in Lines 1 to 35 \$.....0.  
(b) For health business on indicated lines report: Number of persons insured under PPO managed care products.....0 and number of persons insured under indemnity only products.....0.

19.08

**EXHIBIT OF PREMIUMS AND LOSSES (Statutory Page 14)**



NAIC Group Code.....0140    NAIC Company Code....15580    BUSINESS IN Other Alien # 9    DURING THE YEAR

19.09

Line of Business	Gross Premiums, Including Policy and Membership Fees, Less Return Premiums and Premiums on Policies not Taken		3 Dividends Paid or Credited to Policyholders on Direct Business	4 Direct Unearned Premium Reserves	5 Direct Losses Paid (deducting salvage)	6 Direct Losses Incurred	7 Direct Losses Unpaid	8 Direct Defense and Cost Containment Expense Paid	9 Direct Defense and Cost Containment Expense Incurred	10 Direct Defense and Cost Containment Expense Unpaid	11 Commissions and Brokerage Expenses	12 Taxes, Licenses and Fees
	1 Direct Premiums Written	2 Direct Premiums Earned										
1. Fire.....												
2.1 Allied lines.....												
2.2 Multiple peril crop.....												
2.3 Federal flood.....												
2.4 Private crop.....												
2.5 Private flood.....												
3. Farmowners multiple peril.....												
4. Homeowners multiple peril.....												
5.1 Commercial multiple peril (non-liability portion).....												
5.2 Commercial multiple peril (liability portion).....												
6. Mortgage guaranty.....												
8. Ocean marine.....												
9. Inland marine.....												
10. Financial guaranty.....												
11. Medical professional liability.....												
12. Earthquake.....												
13. Group accident and health (b).....												
14. Credit A&H (group and individual).....												
15.1 Collectively renewable A&H (b).....												
15.2 Non-cancelable A&H (b).....												
15.3 Guaranteed renewable A&H (b).....												
15.4 Non-renewable for stated reasons only (b).....												
15.5 Other accident only.....												
15.6 Medicare Title XVIII exempt from state taxes or fees.....												
15.7 All other A&H (b).....												
15.8 Federal employees health benefits plan premium.....												
16. Workers' compensation.....												
17.1 Other liability-occurrence.....												
17.2 Other liability-claims-made.....												
17.3 Excess workers' compensation.....												
18. Products liability.....												
19.1 Private passenger auto no-fault (personal injury protection).....												
19.2 Other private passenger auto liability.....												
19.3 Commercial auto no-fault (personal injury protection).....												
19.4 Other commercial auto liability.....												
21.1 Private passenger auto physical damage.....												
21.2 Commercial auto physical damage.....												
22. Aircraft (all perils).....												
23. Fidelity.....												
24. Surety.....												
26. Burglary and theft.....												
27. Boiler and machinery.....												
28. Credit.....												
30. Warranty.....												
34. Aggregate write-ins for other lines of business.....	0	0	0	0	0	0	0	0	0	0	0	0
35. TOTALS (a).....	0	0	0	0	0	0	0	0	0	0	0	0

DETAILS OF WRITE-INS

3401. ....												
3402. ....												
3403. ....												
3498. Summary of remaining write-ins for Line 34 from overflow page.....	0	0	0	0	0	0	0	0	0	0	0	0
3499. TOTALS (Lines 3401 through 3403 plus 3498) (Line 34 above).....	0	0	0	0	0	0	0	0	0	0	0	0

(a) Finance and service charges not included in Lines 1 to 35 \$.....0.  
(b) For health business on indicated lines report: Number of persons insured under PPO managed care products.....0 and number of persons insured under indemnity only products.....0.

**EXHIBIT OF PREMIUMS AND LOSSES (Statutory Page 14)**



NAIC Group Code.....0140    NAIC Company Code....15580    BUSINESS IN Other Alien #100    DURING THE YEAR

19.0A

Line of Business	Gross Premiums, Including Policy and Membership Fees, Less Return Premiums and Premiums on Policies not Taken		3 Dividends Paid or Credited to Policyholders on Direct Business	4 Direct Unearned Premium Reserves	5 Direct Losses Paid (deducting salvage)	6 Direct Losses Incurred	7 Direct Losses Unpaid	8 Direct Defense and Cost Containment Expense Paid	9 Direct Defense and Cost Containment Expense Incurred	10 Direct Defense and Cost Containment Expense Unpaid	11 Commissions and Brokerage Expenses	12 Taxes, Licenses and Fees
	1 Direct Premiums Written	2 Direct Premiums Earned										
1. Fire.....												
2.1 Allied lines.....												
2.2 Multiple peril crop.....												
2.3 Federal flood.....												
2.4 Private crop.....												
2.5 Private flood.....												
3. Farmowners multiple peril.....												
4. Homeowners multiple peril.....												
5.1 Commercial multiple peril (non-liability portion).....												
5.2 Commercial multiple peril (liability portion).....												
6. Mortgage guaranty.....												
8. Ocean marine.....												
9. Inland marine.....												
10. Financial guaranty.....												
11. Medical professional liability.....												
12. Earthquake.....												
13. Group accident and health (b).....												
14. Credit A&H (group and individual).....												
15.1 Collectively renewable A&H (b).....												
15.2 Non-cancelable A&H (b).....												
15.3 Guaranteed renewable A&H (b).....												
15.4 Non-renewable for stated reasons only (b).....												
15.5 Other accident only.....												
15.6 Medicare Title XVIII exempt from state taxes or fees.....												
15.7 All other A&H (b).....												
15.8 Federal employees health benefits plan premium.....												
16. Workers' compensation.....												
17.1 Other liability-occurrence.....												
17.2 Other liability-claims-made.....												
17.3 Excess workers' compensation.....												
18. Products liability.....												
19.1 Private passenger auto no-fault (personal injury protection).....												
19.2 Other private passenger auto liability.....												
19.3 Commercial auto no-fault (personal injury protection).....												
19.4 Other commercial auto liability.....												
21.1 Private passenger auto physical damage.....												
21.2 Commercial auto physical damage.....												
22. Aircraft (all perils).....												
23. Fidelity.....												
24. Surety.....												
26. Burglary and theft.....												
27. Boiler and machinery.....												
28. Credit.....												
30. Warranty.....												
34. Aggregate write-ins for other lines of business.....	0	0	0	0	0	0	0	0	0	0	0	0
35. TOTALS (a).....	0	0	0	0	0	0	0	0	0	0	0	0

**DETAILS OF WRITE-INS**

3401. ....												
3402. ....												
3403. ....												
3498. Summary of remaining write-ins for Line 34 from overflow page.....	0	0	0	0	0	0	0	0	0	0	0	0
3499. TOTALS (Lines 3401 through 3403 plus 3498) (Line 34 above).....	0	0	0	0	0	0	0	0	0	0	0	0

(a) Finance and service charges not included in Lines 1 to 35 \$.....0.  
(b) For health business on indicated lines report: Number of persons insured under PPO managed care products.....0 and number of persons insured under indemnity only products.....0.

**EXHIBIT OF PREMIUMS AND LOSSES (Statutory Page 14)**



NAIC Group Code.....0140    NAIC Company Code....15580    BUSINESS IN Other Alien #101    DURING THE YEAR

19.0B

Line of Business	Gross Premiums, Including Policy and Membership Fees, Less Return Premiums and Premiums on Policies not Taken		3 Dividends Paid or Credited to Policyholders on Direct Business	4 Direct Unearned Premium Reserves	5 Direct Losses Paid (deducting salvage)	6 Direct Losses Incurred	7 Direct Losses Unpaid	8 Direct Defense and Cost Containment Expense Paid	9 Direct Defense and Cost Containment Expense Incurred	10 Direct Defense and Cost Containment Expense Unpaid	11 Commissions and Brokerage Expenses	12 Taxes, Licenses and Fees
	1 Direct Premiums Written	2 Direct Premiums Earned										
1. Fire.....												
2.1 Allied lines.....												
2.2 Multiple peril crop.....												
2.3 Federal flood.....												
2.4 Private crop.....												
2.5 Private flood.....												
3. Farmowners multiple peril.....												
4. Homeowners multiple peril.....												
5.1 Commercial multiple peril (non-liability portion).....												
5.2 Commercial multiple peril (liability portion).....												
6. Mortgage guaranty.....												
8. Ocean marine.....												
9. Inland marine.....												
10. Financial guaranty.....												
11. Medical professional liability.....												
12. Earthquake.....												
13. Group accident and health (b).....												
14. Credit A&H (group and individual).....												
15.1 Collectively renewable A&H (b).....												
15.2 Non-cancelable A&H (b).....												
15.3 Guaranteed renewable A&H (b).....												
15.4 Non-renewable for stated reasons only (b).....												
15.5 Other accident only.....												
15.6 Medicare Title XVIII exempt from state taxes or fees.....												
15.7 All other A&H (b).....												
15.8 Federal employees health benefits plan premium.....												
16. Workers' compensation.....												
17.1 Other liability-occurrence.....												
17.2 Other liability-claims-made.....												
17.3 Excess workers' compensation.....												
18. Products liability.....												
19.1 Private passenger auto no-fault (personal injury protection).....												
19.2 Other private passenger auto liability.....												
19.3 Commercial auto no-fault (personal injury protection).....												
19.4 Other commercial auto liability.....												
21.1 Private passenger auto physical damage.....												
21.2 Commercial auto physical damage.....												
22. Aircraft (all perils).....												
23. Fidelity.....												
24. Surety.....												
26. Burglary and theft.....												
27. Boiler and machinery.....												
28. Credit.....												
30. Warranty.....												
34. Aggregate write-ins for other lines of business.....	0	0	0	0	0	0	0	0	0	0	0	0
35. TOTALS (a).....	0	0	0	0	0	0	0	0	0	0	0	0

DETAILS OF WRITE-INS

3401. ....												
3402. ....												
3403. ....												
3498. Summary of remaining write-ins for Line 34 from overflow page.....	0	0	0	0	0	0	0	0	0	0	0	0
3499. TOTALS (Lines 3401 through 3403 plus 3498) (Line 34 above).....	0	0	0	0	0	0	0	0	0	0	0	0

(a) Finance and service charges not included in Lines 1 to 35 \$.....0.  
(b) For health business on indicated lines report: Number of persons insured under PPO managed care products.....0 and number of persons insured under indemnity only products.....0.

**EXHIBIT OF PREMIUMS AND LOSSES (Statutory Page 14)**



NAIC Group Code.....0140    NAIC Company Code....15580

BUSINESS IN Other Alien #102    DURING THE YEAR

19.0C

Line of Business	Gross Premiums, Including Policy and Membership Fees, Less Return Premiums and Premiums on Policies not Taken		3 Dividends Paid or Credited to Policyholders on Direct Business	4 Direct Unearned Premium Reserves	5 Direct Losses Paid (deducting salvage)	6 Direct Losses Incurred	7 Direct Losses Unpaid	8 Direct Defense and Cost Containment Expense Paid	9 Direct Defense and Cost Containment Expense Incurred	10 Direct Defense and Cost Containment Expense Unpaid	11 Commissions and Brokerage Expenses	12 Taxes, Licenses and Fees
	1 Direct Premiums Written	2 Direct Premiums Earned										
1. Fire.....												
2.1 Allied lines.....												
2.2 Multiple peril crop.....												
2.3 Federal flood.....												
2.4 Private crop.....												
2.5 Private flood.....												
3. Farmowners multiple peril.....												
4. Homeowners multiple peril.....												
5.1 Commercial multiple peril (non-liability portion).....												
5.2 Commercial multiple peril (liability portion).....												
6. Mortgage guaranty.....												
8. Ocean marine.....												
9. Inland marine.....												
10. Financial guaranty.....												
11. Medical professional liability.....												
12. Earthquake.....												
13. Group accident and health (b).....												
14. Credit A&H (group and individual).....												
15.1 Collectively renewable A&H (b).....												
15.2 Non-cancelable A&H (b).....												
15.3 Guaranteed renewable A&H (b).....												
15.4 Non-renewable for stated reasons only (b).....												
15.5 Other accident only.....												
15.6 Medicare Title XVIII exempt from state taxes or fees.....												
15.7 All other A&H (b).....												
15.8 Federal employees health benefits plan premium.....												
16. Workers' compensation.....												
17.1 Other liability-occurrence.....												
17.2 Other liability-claims-made.....												
17.3 Excess workers' compensation.....												
18. Products liability.....												
19.1 Private passenger auto no-fault (personal injury protection).....												
19.2 Other private passenger auto liability.....												
19.3 Commercial auto no-fault (personal injury protection).....												
19.4 Other commercial auto liability.....												
21.1 Private passenger auto physical damage.....												
21.2 Commercial auto physical damage.....												
22. Aircraft (all perils).....												
23. Fidelity.....												
24. Surety.....												
26. Burglary and theft.....												
27. Boiler and machinery.....												
28. Credit.....												
30. Warranty.....												
34. Aggregate write-ins for other lines of business.....	0	0	0	0	0	0	0	0	0	0	0	0
35. TOTALS (a).....	0	0	0	0	0	0	0	0	0	0	0	0

DETAILS OF WRITE-INS

3401. ....												
3402. ....												
3403. ....												
3498. Summary of remaining write-ins for Line 34 from overflow page.....	0	0	0	0	0	0	0	0	0	0	0	0
3499. TOTALS (Lines 3401 through 3403 plus 3498) (Line 34 above).....	0	0	0	0	0	0	0	0	0	0	0	0

(a) Finance and service charges not included in Lines 1 to 35 \$.....0.  
(b) For health business on indicated lines report: Number of persons insured under PPO managed care products.....0 and number of persons insured under indemnity only products.....0.

**EXHIBIT OF PREMIUMS AND LOSSES (Statutory Page 14)**



NAIC Group Code.....0140    NAIC Company Code....15580    BUSINESS IN Other Alien #103    DURING THE YEAR

19.00

Line of Business	Gross Premiums, Including Policy and Membership Fees, Less Return Premiums and Premiums on Policies not Taken		3 Dividends Paid or Credited to Policyholders on Direct Business	4 Direct Unearned Premium Reserves	5 Direct Losses Paid (deducting salvage)	6 Direct Losses Incurred	7 Direct Losses Unpaid	8 Direct Defense and Cost Containment Expense Paid	9 Direct Defense and Cost Containment Expense Incurred	10 Direct Defense and Cost Containment Expense Unpaid	11 Commissions and Brokerage Expenses	12 Taxes, Licenses and Fees
	1 Direct Premiums Written	2 Direct Premiums Earned										
1. Fire.....												
2.1 Allied lines.....												
2.2 Multiple peril crop.....												
2.3 Federal flood.....												
2.4 Private crop.....												
2.5 Private flood.....												
3. Farmowners multiple peril.....												
4. Homeowners multiple peril.....												
5.1 Commercial multiple peril (non-liability portion).....												
5.2 Commercial multiple peril (liability portion).....												
6. Mortgage guaranty.....												
8. Ocean marine.....												
9. Inland marine.....												
10. Financial guaranty.....												
11. Medical professional liability.....												
12. Earthquake.....												
13. Group accident and health (b).....												
14. Credit A&H (group and individual).....												
15.1 Collectively renewable A&H (b).....												
15.2 Non-cancelable A&H (b).....												
15.3 Guaranteed renewable A&H (b).....												
15.4 Non-renewable for stated reasons only (b).....												
15.5 Other accident only.....												
15.6 Medicare Title XVIII exempt from state taxes or fees.....												
15.7 All other A&H (b).....												
15.8 Federal employees health benefits plan premium.....												
16. Workers' compensation.....												
17.1 Other liability-occurrence.....												
17.2 Other liability-claims-made.....												
17.3 Excess workers' compensation.....												
18. Products liability.....												
19.1 Private passenger auto no-fault (personal injury protection).....												
19.2 Other private passenger auto liability.....												
19.3 Commercial auto no-fault (personal injury protection).....												
19.4 Other commercial auto liability.....												
21.1 Private passenger auto physical damage.....												
21.2 Commercial auto physical damage.....												
22. Aircraft (all perils).....												
23. Fidelity.....												
24. Surety.....												
26. Burglary and theft.....												
27. Boiler and machinery.....												
28. Credit.....												
30. Warranty.....												
34. Aggregate write-ins for other lines of business.....	0	0	0	0	0	0	0	0	0	0	0	0
35. TOTALS (a).....	0	0	0	0	0	0	0	0	0	0	0	0

DETAILS OF WRITE-INS

3401. ....												
3402. ....												
3403. ....												
3498. Summary of remaining write-ins for Line 34 from overflow page.....	0	0	0	0	0	0	0	0	0	0	0	0
3499. TOTALS (Lines 3401 through 3403 plus 3498) (Line 34 above).....	0	0	0	0	0	0	0	0	0	0	0	0

(a) Finance and service charges not included in Lines 1 to 35 \$.....0.  
(b) For health business on indicated lines report: Number of persons insured under PPO managed care products.....0 and number of persons insured under indemnity only products.....0.

**EXHIBIT OF PREMIUMS AND LOSSES (Statutory Page 14)**



NAIC Group Code.....0140    NAIC Company Code....15580    BUSINESS IN Other Alien #104    DURING THE YEAR

19.0E

Line of Business	Gross Premiums, Including Policy and Membership Fees, Less Return Premiums and Premiums on Policies not Taken		3 Dividends Paid or Credited to Policyholders on Direct Business	4 Direct Unearned Premium Reserves	5 Direct Losses Paid (deducting salvage)	6 Direct Losses Incurred	7 Direct Losses Unpaid	8 Direct Defense and Cost Containment Expense Paid	9 Direct Defense and Cost Containment Expense Incurred	10 Direct Defense and Cost Containment Expense Unpaid	11 Commissions and Brokerage Expenses	12 Taxes, Licenses and Fees
	1 Direct Premiums Written	2 Direct Premiums Earned										
1. Fire.....												
2.1 Allied lines.....												
2.2 Multiple peril crop.....												
2.3 Federal flood.....												
2.4 Private crop.....												
2.5 Private flood.....												
3. Farmowners multiple peril.....												
4. Homeowners multiple peril.....												
5.1 Commercial multiple peril (non-liability portion).....												
5.2 Commercial multiple peril (liability portion).....												
6. Mortgage guaranty.....												
8. Ocean marine.....												
9. Inland marine.....												
10. Financial guaranty.....												
11. Medical professional liability.....												
12. Earthquake.....												
13. Group accident and health (b).....												
14. Credit A&H (group and individual).....												
15.1 Collectively renewable A&H (b).....												
15.2 Non-cancelable A&H (b).....												
15.3 Guaranteed renewable A&H (b).....												
15.4 Non-renewable for stated reasons only (b).....												
15.5 Other accident only.....												
15.6 Medicare Title XVIII exempt from state taxes or fees.....												
15.7 All other A&H (b).....												
15.8 Federal employees health benefits plan premium.....												
16. Workers' compensation.....												
17.1 Other liability-occurrence.....												
17.2 Other liability-claims-made.....												
17.3 Excess workers' compensation.....												
18. Products liability.....												
19.1 Private passenger auto no-fault (personal injury protection).....												
19.2 Other private passenger auto liability.....												
19.3 Commercial auto no-fault (personal injury protection).....												
19.4 Other commercial auto liability.....												
21.1 Private passenger auto physical damage.....												
21.2 Commercial auto physical damage.....												
22. Aircraft (all perils).....												
23. Fidelity.....												
24. Surety.....												
26. Burglary and theft.....												
27. Boiler and machinery.....												
28. Credit.....												
30. Warranty.....												
34. Aggregate write-ins for other lines of business.....	0	0	0	0	0	0	0	0	0	0	0	0
35. TOTALS (a).....	0	0	0	0	0	0	0	0	0	0	0	0

DETAILS OF WRITE-INS

3401. ....												
3402. ....												
3403. ....												
3498. Summary of remaining write-ins for Line 34 from overflow page.....	0	0	0	0	0	0	0	0	0	0	0	0
3499. TOTALS (Lines 3401 through 3403 plus 3498) (Line 34 above).....	0	0	0	0	0	0	0	0	0	0	0	0

(a) Finance and service charges not included in Lines 1 to 35 \$.....0.  
(b) For health business on indicated lines report: Number of persons insured under PPO managed care products.....0 and number of persons insured under indemnity only products.....0.

**EXHIBIT OF PREMIUMS AND LOSSES (Statutory Page 14)**



NAIC Group Code.....0140    NAIC Company Code....15580    BUSINESS IN Other Alien #105    DURING THE YEAR

19.0F

Line of Business	Gross Premiums, Including Policy and Membership Fees, Less Return Premiums and Premiums on Policies not Taken		3 Dividends Paid or Credited to Policyholders on Direct Business	4 Direct Unearned Premium Reserves	5 Direct Losses Paid (deducting salvage)	6 Direct Losses Incurred	7 Direct Losses Unpaid	8 Direct Defense and Cost Containment Expense Paid	9 Direct Defense and Cost Containment Expense Incurred	10 Direct Defense and Cost Containment Expense Unpaid	11 Commissions and Brokerage Expenses	12 Taxes, Licenses and Fees
	1 Direct Premiums Written	2 Direct Premiums Earned										
1. Fire.....												
2.1 Allied lines.....												
2.2 Multiple peril crop.....												
2.3 Federal flood.....												
2.4 Private crop.....												
2.5 Private flood.....												
3. Farmowners multiple peril.....												
4. Homeowners multiple peril.....												
5.1 Commercial multiple peril (non-liability portion).....												
5.2 Commercial multiple peril (liability portion).....												
6. Mortgage guaranty.....												
8. Ocean marine.....												
9. Inland marine.....												
10. Financial guaranty.....												
11. Medical professional liability.....												
12. Earthquake.....												
13. Group accident and health (b).....												
14. Credit A&H (group and individual).....												
15.1 Collectively renewable A&H (b).....												
15.2 Non-cancelable A&H (b).....												
15.3 Guaranteed renewable A&H (b).....												
15.4 Non-renewable for stated reasons only (b).....												
15.5 Other accident only.....												
15.6 Medicare Title XVIII exempt from state taxes or fees.....												
15.7 All other A&H (b).....												
15.8 Federal employees health benefits plan premium.....												
16. Workers' compensation.....												
17.1 Other liability-occurrence.....												
17.2 Other liability-claims-made.....												
17.3 Excess workers' compensation.....												
18. Products liability.....												
19.1 Private passenger auto no-fault (personal injury protection).....												
19.2 Other private passenger auto liability.....												
19.3 Commercial auto no-fault (personal injury protection).....												
19.4 Other commercial auto liability.....												
21.1 Private passenger auto physical damage.....												
21.2 Commercial auto physical damage.....												
22. Aircraft (all perils).....												
23. Fidelity.....												
24. Surety.....												
26. Burglary and theft.....												
27. Boiler and machinery.....												
28. Credit.....												
30. Warranty.....												
34. Aggregate write-ins for other lines of business.....	0	0	0	0	0	0	0	0	0	0	0	0
35. TOTALS (a).....	0	0	0	0	0	0	0	0	0	0	0	0

DETAILS OF WRITE-INS

3401. ....												
3402. ....												
3403. ....												
3498. Summary of remaining write-ins for Line 34 from overflow page.....	0	0	0	0	0	0	0	0	0	0	0	0
3499. TOTALS (Lines 3401 through 3403 plus 3498) (Line 34 above).....	0	0	0	0	0	0	0	0	0	0	0	0

(a) Finance and service charges not included in Lines 1 to 35 \$.....0.  
(b) For health business on indicated lines report: Number of persons insured under PPO managed care products.....0 and number of persons insured under indemnity only products.....0.



**EXHIBIT OF PREMIUMS AND LOSSES (Statutory Page 14)**



NAIC Group Code.....0140    NAIC Company Code....15580    BUSINESS IN Other Alien #106    DURING THE YEAR

19.06

Line of Business	Gross Premiums, Including Policy and Membership Fees, Less Return Premiums and Premiums on Policies not Taken		3 Dividends Paid or Credited to Policyholders on Direct Business	4 Direct Unearned Premium Reserves	5 Direct Losses Paid (deducting salvage)	6 Direct Losses Incurred	7 Direct Losses Unpaid	8 Direct Defense and Cost Containment Expense Paid	9 Direct Defense and Cost Containment Expense Incurred	10 Direct Defense and Cost Containment Expense Unpaid	11 Commissions and Brokerage Expenses	12 Taxes, Licenses and Fees
	1 Direct Premiums Written	2 Direct Premiums Earned										
1. Fire.....												
2.1 Allied lines.....												
2.2 Multiple peril crop.....												
2.3 Federal flood.....												
2.4 Private crop.....												
2.5 Private flood.....												
3. Farmowners multiple peril.....												
4. Homeowners multiple peril.....												
5.1 Commercial multiple peril (non-liability portion).....												
5.2 Commercial multiple peril (liability portion).....												
6. Mortgage guaranty.....												
8. Ocean marine.....												
9. Inland marine.....												
10. Financial guaranty.....												
11. Medical professional liability.....												
12. Earthquake.....												
13. Group accident and health (b).....												
14. Credit A&H (group and individual).....												
15.1 Collectively renewable A&H (b).....												
15.2 Non-cancelable A&H (b).....												
15.3 Guaranteed renewable A&H (b).....												
15.4 Non-renewable for stated reasons only (b).....												
15.5 Other accident only.....												
15.6 Medicare Title XVIII exempt from state taxes or fees.....												
15.7 All other A&H (b).....												
15.8 Federal employees health benefits plan premium.....												
16. Workers' compensation.....												
17.1 Other liability-occurrence.....												
17.2 Other liability-claims-made.....												
17.3 Excess workers' compensation.....												
18. Products liability.....												
19.1 Private passenger auto no-fault (personal injury protection).....												
19.2 Other private passenger auto liability.....												
19.3 Commercial auto no-fault (personal injury protection).....												
19.4 Other commercial auto liability.....												
21.1 Private passenger auto physical damage.....												
21.2 Commercial auto physical damage.....												
22. Aircraft (all perils).....												
23. Fidelity.....												
24. Surety.....												
26. Burglary and theft.....												
27. Boiler and machinery.....												
28. Credit.....												
30. Warranty.....												
34. Aggregate write-ins for other lines of business.....	0	0	0	0	0	0	0	0	0	0	0	0
35. TOTALS (a).....	0	0	0	0	0	0	0	0	0	0	0	0

DETAILS OF WRITE-INS

3401. ....												
3402. ....												
3403. ....												
3498. Summary of remaining write-ins for Line 34 from overflow page.....	0	0	0	0	0	0	0	0	0	0	0	0
3499. TOTALS (Lines 3401 through 3403 plus 3498) (Line 34 above).....	0	0	0	0	0	0	0	0	0	0	0	0

(a) Finance and service charges not included in Lines 1 to 35 \$.....0.  
(b) For health business on indicated lines report: Number of persons insured under PPO managed care products.....0 and number of persons insured under indemnity only products.....0.

**EXHIBIT OF PREMIUMS AND LOSSES (Statutory Page 14)**



NAIC Group Code.....0140    NAIC Company Code....15580    BUSINESS IN Other Alien #107    DURING THE YEAR

19 06

Line of Business	Gross Premiums, Including Policy and Membership Fees, Less Return Premiums and Premiums on Policies not Taken		3 Dividends Paid or Credited to Policyholders on Direct Business	4 Direct Unearned Premium Reserves	5 Direct Losses Paid (deducting salvage)	6 Direct Losses Incurred	7 Direct Losses Unpaid	8 Direct Defense and Cost Containment Expense Paid	9 Direct Defense and Cost Containment Expense Incurred	10 Direct Defense and Cost Containment Expense Unpaid	11 Commissions and Brokerage Expenses	12 Taxes, Licenses and Fees
	1 Direct Premiums Written	2 Direct Premiums Earned										
1. Fire.....												
2.1 Allied lines.....												
2.2 Multiple peril crop.....												
2.3 Federal flood.....												
2.4 Private crop.....												
2.5 Private flood.....												
3. Farmowners multiple peril.....												
4. Homeowners multiple peril.....												
5.1 Commercial multiple peril (non-liability portion).....												
5.2 Commercial multiple peril (liability portion).....												
6. Mortgage guaranty.....												
8. Ocean marine.....												
9. Inland marine.....												
10. Financial guaranty.....												
11. Medical professional liability.....												
12. Earthquake.....												
13. Group accident and health (b).....												
14. Credit A&H (group and individual).....												
15.1 Collectively renewable A&H (b).....												
15.2 Non-cancelable A&H (b).....												
15.3 Guaranteed renewable A&H (b).....												
15.4 Non-renewable for stated reasons only (b).....												
15.5 Other accident only.....												
15.6 Medicare Title XVIII exempt from state taxes or fees.....												
15.7 All other A&H (b).....												
15.8 Federal employees health benefits plan premium.....												
16. Workers' compensation.....												
17.1 Other liability-occurrence.....												
17.2 Other liability-claims-made.....												
17.3 Excess workers' compensation.....												
18. Products liability.....												
19.1 Private passenger auto no-fault (personal injury protection).....												
19.2 Other private passenger auto liability.....												
19.3 Commercial auto no-fault (personal injury protection).....												
19.4 Other commercial auto liability.....												
21.1 Private passenger auto physical damage.....												
21.2 Commercial auto physical damage.....												
22. Aircraft (all perils).....												
23. Fidelity.....												
24. Surety.....												
26. Burglary and theft.....												
27. Boiler and machinery.....												
28. Credit.....												
30. Warranty.....												
34. Aggregate write-ins for other lines of business.....	0	0	0	0	0	0	0	0	0	0	0	0
35. TOTALS (a).....	0	0	0	0	0	0	0	0	0	0	0	0

DETAILS OF WRITE-INS

3401. ....												
3402. ....												
3403. ....												
3498. Summary of remaining write-ins for Line 34 from overflow page.....	0	0	0	0	0	0	0	0	0	0	0	0
3499. TOTALS (Lines 3401 through 3403 plus 3498) (Line 34 above).....	0	0	0	0	0	0	0	0	0	0	0	0

(a) Finance and service charges not included in Lines 1 to 35 \$.....0.  
(b) For health business on indicated lines report: Number of persons insured under PPO managed care products.....0 and number of persons insured under indemnity only products.....0.

**EXHIBIT OF PREMIUMS AND LOSSES (Statutory Page 14)**



NAIC Group Code.....0140    NAIC Company Code....15580    BUSINESS IN Other Alien #108    DURING THE YEAR

19.01

Line of Business	Gross Premiums, Including Policy and Membership Fees, Less Return Premiums and Premiums on Policies not Taken		3 Dividends Paid or Credited to Policyholders on Direct Business	4 Direct Unearned Premium Reserves	5 Direct Losses Paid (deducting salvage)	6 Direct Losses Incurred	7 Direct Losses Unpaid	8 Direct Defense and Cost Containment Expense Paid	9 Direct Defense and Cost Containment Expense Incurred	10 Direct Defense and Cost Containment Expense Unpaid	11 Commissions and Brokerage Expenses	12 Taxes, Licenses and Fees
	1 Direct Premiums Written	2 Direct Premiums Earned										
1. Fire.....												
2.1 Allied lines.....												
2.2 Multiple peril crop.....												
2.3 Federal flood.....												
2.4 Private crop.....												
2.5 Private flood.....												
3. Farmowners multiple peril.....												
4. Homeowners multiple peril.....												
5.1 Commercial multiple peril (non-liability portion).....												
5.2 Commercial multiple peril (liability portion).....												
6. Mortgage guaranty.....												
8. Ocean marine.....												
9. Inland marine.....												
10. Financial guaranty.....												
11. Medical professional liability.....												
12. Earthquake.....												
13. Group accident and health (b).....												
14. Credit A&H (group and individual).....												
15.1 Collectively renewable A&H (b).....												
15.2 Non-cancelable A&H (b).....												
15.3 Guaranteed renewable A&H (b).....												
15.4 Non-renewable for stated reasons only (b).....												
15.5 Other accident only.....												
15.6 Medicare Title XVIII exempt from state taxes or fees.....												
15.7 All other A&H (b).....												
15.8 Federal employees health benefits plan premium.....												
16. Workers' compensation.....												
17.1 Other liability-occurrence.....												
17.2 Other liability-claims-made.....												
17.3 Excess workers' compensation.....												
18. Products liability.....												
19.1 Private passenger auto no-fault (personal injury protection).....												
19.2 Other private passenger auto liability.....												
19.3 Commercial auto no-fault (personal injury protection).....												
19.4 Other commercial auto liability.....												
21.1 Private passenger auto physical damage.....												
21.2 Commercial auto physical damage.....												
22. Aircraft (all perils).....												
23. Fidelity.....												
24. Surety.....												
26. Burglary and theft.....												
27. Boiler and machinery.....												
28. Credit.....												
30. Warranty.....												
34. Aggregate write-ins for other lines of business.....	0	0	0	0	0	0	0	0	0	0	0	0
35. TOTALS (a).....	0	0	0	0	0	0	0	0	0	0	0	0

DETAILS OF WRITE-INS

3401. ....												
3402. ....												
3403. ....												
3498. Summary of remaining write-ins for Line 34 from overflow page.....	0	0	0	0	0	0	0	0	0	0	0	0
3499. TOTALS (Lines 3401 through 3403 plus 3498) (Line 34 above).....	0	0	0	0	0	0	0	0	0	0	0	0

(a) Finance and service charges not included in Lines 1 to 35 \$.....0.  
(b) For health business on indicated lines report: Number of persons insured under PPO managed care products.....0 and number of persons insured under indemnity only products.....0.

**EXHIBIT OF PREMIUMS AND LOSSES (Statutory Page 14)**



NAIC Group Code.....0140    NAIC Company Code....15580    BUSINESS IN Other Alien #109    DURING THE YEAR

19161

Line of Business	Gross Premiums, Including Policy and Membership Fees, Less Return Premiums and Premiums on Policies not Taken		3 Dividends Paid or Credited to Policyholders on Direct Business	4 Direct Unearned Premium Reserves	5 Direct Losses Paid (deducting salvage)	6 Direct Losses Incurred	7 Direct Losses Unpaid	8 Direct Defense and Cost Containment Expense Paid	9 Direct Defense and Cost Containment Expense Incurred	10 Direct Defense and Cost Containment Expense Unpaid	11 Commissions and Brokerage Expenses	12 Taxes, Licenses and Fees
	1 Direct Premiums Written	2 Direct Premiums Earned										
1. Fire.....												
2.1 Allied lines.....												
2.2 Multiple peril crop.....												
2.3 Federal flood.....												
2.4 Private crop.....												
2.5 Private flood.....												
3. Farmowners multiple peril.....												
4. Homeowners multiple peril.....												
5.1 Commercial multiple peril (non-liability portion).....												
5.2 Commercial multiple peril (liability portion).....												
6. Mortgage guaranty.....												
8. Ocean marine.....												
9. Inland marine.....												
10. Financial guaranty.....												
11. Medical professional liability.....												
12. Earthquake.....												
13. Group accident and health (b).....												
14. Credit A&H (group and individual).....												
15.1 Collectively renewable A&H (b).....												
15.2 Non-cancelable A&H (b).....												
15.3 Guaranteed renewable A&H (b).....												
15.4 Non-renewable for stated reasons only (b).....												
15.5 Other accident only.....												
15.6 Medicare Title XVIII exempt from state taxes or fees.....												
15.7 All other A&H (b).....												
15.8 Federal employees health benefits plan premium.....												
16. Workers' compensation.....												
17.1 Other liability-occurrence.....												
17.2 Other liability-claims-made.....												
17.3 Excess workers' compensation.....												
18. Products liability.....												
19.1 Private passenger auto no-fault (personal injury protection).....												
19.2 Other private passenger auto liability.....												
19.3 Commercial auto no-fault (personal injury protection).....												
19.4 Other commercial auto liability.....												
21.1 Private passenger auto physical damage.....												
21.2 Commercial auto physical damage.....												
22. Aircraft (all perils).....												
23. Fidelity.....												
24. Surety.....												
26. Burglary and theft.....												
27. Boiler and machinery.....												
28. Credit.....												
30. Warranty.....												
34. Aggregate write-ins for other lines of business.....	0	0	0	0	0	0	0	0	0	0	0	0
35. TOTALS (a).....	0	0	0	0	0	0	0	0	0	0	0	0

DETAILS OF WRITE-INS

3401. ....												
3402. ....												
3403. ....												
3498. Summary of remaining write-ins for Line 34 from overflow page.....	0	0	0	0	0	0	0	0	0	0	0	0
3499. TOTALS (Lines 3401 through 3403 plus 3498) (Line 34 above).....	0	0	0	0	0	0	0	0	0	0	0	0

(a) Finance and service charges not included in Lines 1 to 35 \$.....0.  
(b) For health business on indicated lines report: Number of persons insured under PPO managed care products.....0 and number of persons insured under indemnity only products.....0.

**EXHIBIT OF PREMIUMS AND LOSSES (Statutory Page 14)**



NAIC Group Code.....0140    NAIC Company Code....15580    BUSINESS IN Other Alien #110    DURING THE YEAR

19.0K

Line of Business	Gross Premiums, Including Policy and Membership Fees, Less Return Premiums and Premiums on Policies not Taken		3 Dividends Paid or Credited to Policyholders on Direct Business	4 Direct Unearned Premium Reserves	5 Direct Losses Paid (deducting salvage)	6 Direct Losses Incurred	7 Direct Losses Unpaid	8 Direct Defense and Cost Containment Expense Paid	9 Direct Defense and Cost Containment Expense Incurred	10 Direct Defense and Cost Containment Expense Unpaid	11 Commissions and Brokerage Expenses	12 Taxes, Licenses and Fees
	1 Direct Premiums Written	2 Direct Premiums Earned										
1. Fire.....												
2.1 Allied lines.....												
2.2 Multiple peril crop.....												
2.3 Federal flood.....												
2.4 Private crop.....												
2.5 Private flood.....												
3. Farmowners multiple peril.....												
4. Homeowners multiple peril.....												
5.1 Commercial multiple peril (non-liability portion).....												
5.2 Commercial multiple peril (liability portion).....												
6. Mortgage guaranty.....												
8. Ocean marine.....												
9. Inland marine.....												
10. Financial guaranty.....												
11. Medical professional liability.....												
12. Earthquake.....												
13. Group accident and health (b).....												
14. Credit A&H (group and individual).....												
15.1 Collectively renewable A&H (b).....												
15.2 Non-cancelable A&H (b).....												
15.3 Guaranteed renewable A&H (b).....												
15.4 Non-renewable for stated reasons only (b).....												
15.5 Other accident only.....												
15.6 Medicare Title XVIII exempt from state taxes or fees.....												
15.7 All other A&H (b).....												
15.8 Federal employees health benefits plan premium.....												
16. Workers' compensation.....												
17.1 Other liability-occurrence.....												
17.2 Other liability-claims-made.....												
17.3 Excess workers' compensation.....												
18. Products liability.....												
19.1 Private passenger auto no-fault (personal injury protection).....												
19.2 Other private passenger auto liability.....												
19.3 Commercial auto no-fault (personal injury protection).....												
19.4 Other commercial auto liability.....												
21.1 Private passenger auto physical damage.....												
21.2 Commercial auto physical damage.....												
22. Aircraft (all perils).....												
23. Fidelity.....												
24. Surety.....												
26. Burglary and theft.....												
27. Boiler and machinery.....												
28. Credit.....												
30. Warranty.....												
34. Aggregate write-ins for other lines of business.....	0	0	0	0	0	0	0	0	0	0	0	0
35. TOTALS (a).....	0	0	0	0	0	0	0	0	0	0	0	0

**DETAILS OF WRITE-INS**

3401. ....												
3402. ....												
3403. ....												
3498. Summary of remaining write-ins for Line 34 from overflow page.....	0	0	0	0	0	0	0	0	0	0	0	0
3499. TOTALS (Lines 3401 through 3403 plus 3498) (Line 34 above).....	0	0	0	0	0	0	0	0	0	0	0	0

(a) Finance and service charges not included in Lines 1 to 35 \$.....0.  
(b) For health business on indicated lines report: Number of persons insured under PPO managed care products.....0 and number of persons insured under indemnity only products.....0.

**EXHIBIT OF PREMIUMS AND LOSSES (Statutory Page 14)**



NAIC Group Code.....0140    NAIC Company Code....15580    BUSINESS IN Other Alien #111    DURING THE YEAR

19.0L

Line of Business	Gross Premiums, Including Policy and Membership Fees, Less Return Premiums and Premiums on Policies not Taken		3 Dividends Paid or Credited to Policyholders on Direct Business	4 Direct Unearned Premium Reserves	5 Direct Losses Paid (deducting salvage)	6 Direct Losses Incurred	7 Direct Losses Unpaid	8 Direct Defense and Cost Containment Expense Paid	9 Direct Defense and Cost Containment Expense Incurred	10 Direct Defense and Cost Containment Expense Unpaid	11 Commissions and Brokerage Expenses	12 Taxes, Licenses and Fees
	1 Direct Premiums Written	2 Direct Premiums Earned										
1. Fire.....												
2.1 Allied lines.....												
2.2 Multiple peril crop.....												
2.3 Federal flood.....												
2.4 Private crop.....												
2.5 Private flood.....												
3. Farmowners multiple peril.....												
4. Homeowners multiple peril.....												
5.1 Commercial multiple peril (non-liability portion).....												
5.2 Commercial multiple peril (liability portion).....												
6. Mortgage guaranty.....												
8. Ocean marine.....												
9. Inland marine.....												
10. Financial guaranty.....												
11. Medical professional liability.....												
12. Earthquake.....												
13. Group accident and health (b).....												
14. Credit A&H (group and individual).....												
15.1 Collectively renewable A&H (b).....												
15.2 Non-cancelable A&H (b).....												
15.3 Guaranteed renewable A&H (b).....												
15.4 Non-renewable for stated reasons only (b).....												
15.5 Other accident only.....												
15.6 Medicare Title XVIII exempt from state taxes or fees.....												
15.7 All other A&H (b).....												
15.8 Federal employees health benefits plan premium.....												
16. Workers' compensation.....												
17.1 Other liability-occurrence.....												
17.2 Other liability-claims-made.....												
17.3 Excess workers' compensation.....												
18. Products liability.....												
19.1 Private passenger auto no-fault (personal injury protection).....												
19.2 Other private passenger auto liability.....												
19.3 Commercial auto no-fault (personal injury protection).....												
19.4 Other commercial auto liability.....												
21.1 Private passenger auto physical damage.....												
21.2 Commercial auto physical damage.....												
22. Aircraft (all perils).....												
23. Fidelity.....												
24. Surety.....												
26. Burglary and theft.....												
27. Boiler and machinery.....												
28. Credit.....												
30. Warranty.....												
34. Aggregate write-ins for other lines of business.....	0	0	0	0	0	0	0	0	0	0	0	0
35. TOTALS (a).....	0	0	0	0	0	0	0	0	0	0	0	0

DETAILS OF WRITE-INS

3401. ....												
3402. ....												
3403. ....												
3498. Summary of remaining write-ins for Line 34 from overflow page.....	0	0	0	0	0	0	0	0	0	0	0	0
3499. TOTALS (Lines 3401 through 3403 plus 3498) (Line 34 above).....	0	0	0	0	0	0	0	0	0	0	0	0

(a) Finance and service charges not included in Lines 1 to 35 \$.....0.  
(b) For health business on indicated lines report: Number of persons insured under PPO managed care products.....0 and number of persons insured under indemnity only products.....0.

**EXHIBIT OF PREMIUMS AND LOSSES (Statutory Page 14)**



NAIC Group Code.....0140    NAIC Company Code....15580

BUSINESS IN Other Alien #112    DURING THE YEAR

19.0M

Line of Business	Gross Premiums, Including Policy and Membership Fees, Less Return Premiums and Premiums on Policies not Taken		3 Dividends Paid or Credited to Policyholders on Direct Business	4 Direct Unearned Premium Reserves	5 Direct Losses Paid (deducting salvage)	6 Direct Losses Incurred	7 Direct Losses Unpaid	8 Direct Defense and Cost Containment Expense Paid	9 Direct Defense and Cost Containment Expense Incurred	10 Direct Defense and Cost Containment Expense Unpaid	11 Commissions and Brokerage Expenses	12 Taxes, Licenses and Fees
	1 Direct Premiums Written	2 Direct Premiums Earned										
1. Fire.....												
2.1 Allied lines.....												
2.2 Multiple peril crop.....												
2.3 Federal flood.....												
2.4 Private crop.....												
2.5 Private flood.....												
3. Farmowners multiple peril.....												
4. Homeowners multiple peril.....												
5.1 Commercial multiple peril (non-liability portion).....												
5.2 Commercial multiple peril (liability portion).....												
6. Mortgage guaranty.....												
8. Ocean marine.....												
9. Inland marine.....												
10. Financial guaranty.....												
11. Medical professional liability.....												
12. Earthquake.....												
13. Group accident and health (b).....												
14. Credit A&H (group and individual).....												
15.1 Collectively renewable A&H (b).....												
15.2 Non-cancelable A&H (b).....												
15.3 Guaranteed renewable A&H (b).....												
15.4 Non-renewable for stated reasons only (b).....												
15.5 Other accident only.....												
15.6 Medicare Title XVIII exempt from state taxes or fees.....												
15.7 All other A&H (b).....												
15.8 Federal employees health benefits plan premium.....												
16. Workers' compensation.....												
17.1 Other liability-occurrence.....												
17.2 Other liability-claims-made.....												
17.3 Excess workers' compensation.....												
18. Products liability.....												
19.1 Private passenger auto no-fault (personal injury protection).....												
19.2 Other private passenger auto liability.....												
19.3 Commercial auto no-fault (personal injury protection).....												
19.4 Other commercial auto liability.....												
21.1 Private passenger auto physical damage.....												
21.2 Commercial auto physical damage.....												
22. Aircraft (all perils).....												
23. Fidelity.....												
24. Surety.....												
26. Burglary and theft.....												
27. Boiler and machinery.....												
28. Credit.....												
30. Warranty.....												
34. Aggregate write-ins for other lines of business.....	0	0	0	0	0	0	0	0	0	0	0	0
35. TOTALS (a).....	0	0	0	0	0	0	0	0	0	0	0	0

**DETAILS OF WRITE-INS**

3401. ....												
3402. ....												
3403. ....												
3498. Summary of remaining write-ins for Line 34 from overflow page.....	0	0	0	0	0	0	0	0	0	0	0	0
3499. TOTALS (Lines 3401 through 3403 plus 3498) (Line 34 above).....	0	0	0	0	0	0	0	0	0	0	0	0

(a) Finance and service charges not included in Lines 1 to 35 \$.....0.  
(b) For health business on indicated lines report: Number of persons insured under PPO managed care products.....0 and number of persons insured under indemnity only products.....0.

**EXHIBIT OF PREMIUMS AND LOSSES (Statutory Page 14)**



NAIC Group Code.....0140    NAIC Company Code....15580    BUSINESS IN Other Alien #113    DURING THE YEAR

19.0N

Line of Business	Gross Premiums, Including Policy and Membership Fees, Less Return Premiums and Premiums on Policies not Taken		3 Dividends Paid or Credited to Policyholders on Direct Business	4 Direct Unearned Premium Reserves	5 Direct Losses Paid (deducting salvage)	6 Direct Losses Incurred	7 Direct Losses Unpaid	8 Direct Defense and Cost Containment Expense Paid	9 Direct Defense and Cost Containment Expense Incurred	10 Direct Defense and Cost Containment Expense Unpaid	11 Commissions and Brokerage Expenses	12 Taxes, Licenses and Fees
	1 Direct Premiums Written	2 Direct Premiums Earned										
1. Fire.....												
2.1 Allied lines.....												
2.2 Multiple peril crop.....												
2.3 Federal flood.....												
2.4 Private crop.....												
2.5 Private flood.....												
3. Farmowners multiple peril.....												
4. Homeowners multiple peril.....												
5.1 Commercial multiple peril (non-liability portion).....												
5.2 Commercial multiple peril (liability portion).....												
6. Mortgage guaranty.....												
8. Ocean marine.....												
9. Inland marine.....												
10. Financial guaranty.....												
11. Medical professional liability.....												
12. Earthquake.....												
13. Group accident and health (b).....												
14. Credit A&H (group and individual).....												
15.1 Collectively renewable A&H (b).....												
15.2 Non-cancelable A&H (b).....												
15.3 Guaranteed renewable A&H (b).....												
15.4 Non-renewable for stated reasons only (b).....												
15.5 Other accident only.....												
15.6 Medicare Title XVIII exempt from state taxes or fees.....												
15.7 All other A&H (b).....												
15.8 Federal employees health benefits plan premium.....												
16. Workers' compensation.....												
17.1 Other liability-occurrence.....												
17.2 Other liability-claims-made.....												
17.3 Excess workers' compensation.....												
18. Products liability.....												
19.1 Private passenger auto no-fault (personal injury protection).....												
19.2 Other private passenger auto liability.....												
19.3 Commercial auto no-fault (personal injury protection).....												
19.4 Other commercial auto liability.....												
21.1 Private passenger auto physical damage.....												
21.2 Commercial auto physical damage.....												
22. Aircraft (all perils).....												
23. Fidelity.....												
24. Surety.....												
26. Burglary and theft.....												
27. Boiler and machinery.....												
28. Credit.....												
30. Warranty.....												
34. Aggregate write-ins for other lines of business.....	0	0	0	0	0	0	0	0	0	0	0	0
35. TOTALS (a).....	0	0	0	0	0	0	0	0	0	0	0	0

**DETAILS OF WRITE-INS**

3401. ....												
3402. ....												
3403. ....												
3498. Summary of remaining write-ins for Line 34 from overflow page.....	0	0	0	0	0	0	0	0	0	0	0	0
3499. TOTALS (Lines 3401 through 3403 plus 3498) (Line 34 above).....	0	0	0	0	0	0	0	0	0	0	0	0

(a) Finance and service charges not included in Lines 1 to 35 \$.....0.  
(b) For health business on indicated lines report: Number of persons insured under PPO managed care products.....0 and number of persons insured under indemnity only products.....0.



**EXHIBIT OF PREMIUMS AND LOSSES (Statutory Page 14)**



NAIC Group Code.....0140    NAIC Company Code....15580    BUSINESS IN Other Alien #114    DURING THE YEAR

19.00

Line of Business	Gross Premiums, Including Policy and Membership Fees, Less Return Premiums and Premiums on Policies not Taken		3 Dividends Paid or Credited to Policyholders on Direct Business	4 Direct Unearned Premium Reserves	5 Direct Losses Paid (deducting salvage)	6 Direct Losses Incurred	7 Direct Losses Unpaid	8 Direct Defense and Cost Containment Expense Paid	9 Direct Defense and Cost Containment Expense Incurred	10 Direct Defense and Cost Containment Expense Unpaid	11 Commissions and Brokerage Expenses	12 Taxes, Licenses and Fees
	1 Direct Premiums Written	2 Direct Premiums Earned										
1. Fire.....												
2.1 Allied lines.....												
2.2 Multiple peril crop.....												
2.3 Federal flood.....												
2.4 Private crop.....												
2.5 Private flood.....												
3. Farmowners multiple peril.....												
4. Homeowners multiple peril.....												
5.1 Commercial multiple peril (non-liability portion).....												
5.2 Commercial multiple peril (liability portion).....												
6. Mortgage guaranty.....												
8. Ocean marine.....												
9. Inland marine.....												
10. Financial guaranty.....												
11. Medical professional liability.....												
12. Earthquake.....												
13. Group accident and health (b).....												
14. Credit A&H (group and individual).....												
15.1 Collectively renewable A&H (b).....												
15.2 Non-cancelable A&H (b).....												
15.3 Guaranteed renewable A&H (b).....												
15.4 Non-renewable for stated reasons only (b).....												
15.5 Other accident only.....												
15.6 Medicare Title XVIII exempt from state taxes or fees.....												
15.7 All other A&H (b).....												
15.8 Federal employees health benefits plan premium.....												
16. Workers' compensation.....												
17.1 Other liability-occurrence.....												
17.2 Other liability-claims-made.....												
17.3 Excess workers' compensation.....												
18. Products liability.....												
19.1 Private passenger auto no-fault (personal injury protection).....												
19.2 Other private passenger auto liability.....												
19.3 Commercial auto no-fault (personal injury protection).....												
19.4 Other commercial auto liability.....												
21.1 Private passenger auto physical damage.....												
21.2 Commercial auto physical damage.....												
22. Aircraft (all perils).....												
23. Fidelity.....												
24. Surety.....												
26. Burglary and theft.....												
27. Boiler and machinery.....												
28. Credit.....												
30. Warranty.....												
34. Aggregate write-ins for other lines of business.....	0	0	0	0	0	0	0	0	0	0	0	0
35. TOTALS (a).....	0	0	0	0	0	0	0	0	0	0	0	0

DETAILS OF WRITE-INS

3401. ....												
3402. ....												
3403. ....												
3498. Summary of remaining write-ins for Line 34 from overflow page.....	0	0	0	0	0	0	0	0	0	0	0	0
3499. TOTALS (Lines 3401 through 3403 plus 3498) (Line 34 above).....	0	0	0	0	0	0	0	0	0	0	0	0

(a) Finance and service charges not included in Lines 1 to 35 \$.....0.  
(b) For health business on indicated lines report: Number of persons insured under PPO managed care products.....0 and number of persons insured under indemnity only products.....0.

**EXHIBIT OF PREMIUMS AND LOSSES (Statutory Page 14)**



NAIC Group Code.....0140    NAIC Company Code....15580    BUSINESS IN Other Alien #115    DURING THE YEAR

19.0P

Line of Business	Gross Premiums, Including Policy and Membership Fees, Less Return Premiums and Premiums on Policies not Taken		3 Dividends Paid or Credited to Policyholders on Direct Business	4 Direct Unearned Premium Reserves	5 Direct Losses Paid (deducting salvage)	6 Direct Losses Incurred	7 Direct Losses Unpaid	8 Direct Defense and Cost Containment Expense Paid	9 Direct Defense and Cost Containment Expense Incurred	10 Direct Defense and Cost Containment Expense Unpaid	11 Commissions and Brokerage Expenses	12 Taxes, Licenses and Fees
	1 Direct Premiums Written	2 Direct Premiums Earned										
1. Fire.....												
2.1 Allied lines.....												
2.2 Multiple peril crop.....												
2.3 Federal flood.....												
2.4 Private crop.....												
2.5 Private flood.....												
3. Farmowners multiple peril.....												
4. Homeowners multiple peril.....												
5.1 Commercial multiple peril (non-liability portion).....												
5.2 Commercial multiple peril (liability portion).....												
6. Mortgage guaranty.....												
8. Ocean marine.....												
9. Inland marine.....												
10. Financial guaranty.....												
11. Medical professional liability.....												
12. Earthquake.....												
13. Group accident and health (b).....												
14. Credit A&H (group and individual).....												
15.1 Collectively renewable A&H (b).....												
15.2 Non-cancelable A&H (b).....												
15.3 Guaranteed renewable A&H (b).....												
15.4 Non-renewable for stated reasons only (b).....												
15.5 Other accident only.....												
15.6 Medicare Title XVIII exempt from state taxes or fees.....												
15.7 All other A&H (b).....												
15.8 Federal employees health benefits plan premium.....												
16. Workers' compensation.....												
17.1 Other liability-occurrence.....												
17.2 Other liability-claims-made.....												
17.3 Excess workers' compensation.....												
18. Products liability.....												
19.1 Private passenger auto no-fault (personal injury protection).....												
19.2 Other private passenger auto liability.....												
19.3 Commercial auto no-fault (personal injury protection).....												
19.4 Other commercial auto liability.....												
21.1 Private passenger auto physical damage.....												
21.2 Commercial auto physical damage.....												
22. Aircraft (all perils).....												
23. Fidelity.....												
24. Surety.....												
26. Burglary and theft.....												
27. Boiler and machinery.....												
28. Credit.....												
30. Warranty.....												
34. Aggregate write-ins for other lines of business.....	0	0	0	0	0	0	0	0	0	0	0	0
35. TOTALS (a).....	0	0	0	0	0	0	0	0	0	0	0	0

**DETAILS OF WRITE-INS**

3401. ....												
3402. ....												
3403. ....												
3498. Summary of remaining write-ins for Line 34 from overflow page.....	0	0	0	0	0	0	0	0	0	0	0	0
3499. TOTALS (Lines 3401 through 3403 plus 3498) (Line 34 above).....	0	0	0	0	0	0	0	0	0	0	0	0

(a) Finance and service charges not included in Lines 1 to 35 \$.....0.  
(b) For health business on indicated lines report: Number of persons insured under PPO managed care products.....0 and number of persons insured under indemnity only products.....0.

**EXHIBIT OF PREMIUMS AND LOSSES (Statutory Page 14)**



NAIC Group Code.....0140    NAIC Company Code....15580    BUSINESS IN Other Alien #116    DURING THE YEAR

19.00

Line of Business	Gross Premiums, Including Policy and Membership Fees, Less Return Premiums and Premiums on Policies not Taken		3 Dividends Paid or Credited to Policyholders on Direct Business	4 Direct Unearned Premium Reserves	5 Direct Losses Paid (deducting salvage)	6 Direct Losses Incurred	7 Direct Losses Unpaid	8 Direct Defense and Cost Containment Expense Paid	9 Direct Defense and Cost Containment Expense Incurred	10 Direct Defense and Cost Containment Expense Unpaid	11 Commissions and Brokerage Expenses	12 Taxes, Licenses and Fees
	1 Direct Premiums Written	2 Direct Premiums Earned										
1. Fire.....												
2.1 Allied lines.....												
2.2 Multiple peril crop.....												
2.3 Federal flood.....												
2.4 Private crop.....												
2.5 Private flood.....												
3. Farmowners multiple peril.....												
4. Homeowners multiple peril.....												
5.1 Commercial multiple peril (non-liability portion).....												
5.2 Commercial multiple peril (liability portion).....												
6. Mortgage guaranty.....												
8. Ocean marine.....												
9. Inland marine.....												
10. Financial guaranty.....												
11. Medical professional liability.....												
12. Earthquake.....												
13. Group accident and health (b).....												
14. Credit A&H (group and individual).....												
15.1 Collectively renewable A&H (b).....												
15.2 Non-cancelable A&H (b).....												
15.3 Guaranteed renewable A&H (b).....												
15.4 Non-renewable for stated reasons only (b).....												
15.5 Other accident only.....												
15.6 Medicare Title XVIII exempt from state taxes or fees.....												
15.7 All other A&H (b).....												
15.8 Federal employees health benefits plan premium.....												
16. Workers' compensation.....												
17.1 Other liability-occurrence.....												
17.2 Other liability-claims-made.....												
17.3 Excess workers' compensation.....												
18. Products liability.....												
19.1 Private passenger auto no-fault (personal injury protection).....												
19.2 Other private passenger auto liability.....												
19.3 Commercial auto no-fault (personal injury protection).....												
19.4 Other commercial auto liability.....												
21.1 Private passenger auto physical damage.....												
21.2 Commercial auto physical damage.....												
22. Aircraft (all perils).....												
23. Fidelity.....												
24. Surety.....												
26. Burglary and theft.....												
27. Boiler and machinery.....												
28. Credit.....												
30. Warranty.....												
34. Aggregate write-ins for other lines of business.....	0	0	0	0	0	0	0	0	0	0	0	0
35. TOTALS (a).....	0	0	0	0	0	0	0	0	0	0	0	0

**DETAILS OF WRITE-INS**

3401. ....												
3402. ....												
3403. ....												
3498. Summary of remaining write-ins for Line 34 from overflow page.....	0	0	0	0	0	0	0	0	0	0	0	0
3499. TOTALS (Lines 3401 through 3403 plus 3498) (Line 34 above).....	0	0	0	0	0	0	0	0	0	0	0	0

(a) Finance and service charges not included in Lines 1 to 35 \$.....0.  
(b) For health business on indicated lines report: Number of persons insured under PPO managed care products.....0 and number of persons insured under indemnity only products.....0.

**EXHIBIT OF PREMIUMS AND LOSSES (Statutory Page 14)**



NAIC Group Code.....0140    NAIC Company Code....15580    BUSINESS IN Other Alien #117    DURING THE YEAR

19.0R

Line of Business	Gross Premiums, Including Policy and Membership Fees, Less Return Premiums and Premiums on Policies not Taken		3 Dividends Paid or Credited to Policyholders on Direct Business	4 Direct Unearned Premium Reserves	5 Direct Losses Paid (deducting salvage)	6 Direct Losses Incurred	7 Direct Losses Unpaid	8 Direct Defense and Cost Containment Expense Paid	9 Direct Defense and Cost Containment Expense Incurred	10 Direct Defense and Cost Containment Expense Unpaid	11 Commissions and Brokerage Expenses	12 Taxes, Licenses and Fees
	1 Direct Premiums Written	2 Direct Premiums Earned										
1. Fire.....												
2.1 Allied lines.....												
2.2 Multiple peril crop.....												
2.3 Federal flood.....												
2.4 Private crop.....												
2.5 Private flood.....												
3. Farmowners multiple peril.....												
4. Homeowners multiple peril.....												
5.1 Commercial multiple peril (non-liability portion).....												
5.2 Commercial multiple peril (liability portion).....												
6. Mortgage guaranty.....												
8. Ocean marine.....												
9. Inland marine.....												
10. Financial guaranty.....												
11. Medical professional liability.....												
12. Earthquake.....												
13. Group accident and health (b).....												
14. Credit A&H (group and individual).....												
15.1 Collectively renewable A&H (b).....												
15.2 Non-cancelable A&H (b).....												
15.3 Guaranteed renewable A&H (b).....												
15.4 Non-renewable for stated reasons only (b).....												
15.5 Other accident only.....												
15.6 Medicare Title XVIII exempt from state taxes or fees.....												
15.7 All other A&H (b).....												
15.8 Federal employees health benefits plan premium.....												
16. Workers' compensation.....												
17.1 Other liability-occurrence.....												
17.2 Other liability-claims-made.....												
17.3 Excess workers' compensation.....												
18. Products liability.....												
19.1 Private passenger auto no-fault (personal injury protection).....												
19.2 Other private passenger auto liability.....												
19.3 Commercial auto no-fault (personal injury protection).....												
19.4 Other commercial auto liability.....												
21.1 Private passenger auto physical damage.....												
21.2 Commercial auto physical damage.....												
22. Aircraft (all perils).....												
23. Fidelity.....												
24. Surety.....												
26. Burglary and theft.....												
27. Boiler and machinery.....												
28. Credit.....												
30. Warranty.....												
34. Aggregate write-ins for other lines of business.....	0	0	0	0	0	0	0	0	0	0	0	0
35. TOTALS (a).....	0	0	0	0	0	0	0	0	0	0	0	0

DETAILS OF WRITE-INS

3401. ....												
3402. ....												
3403. ....												
3498. Summary of remaining write-ins for Line 34 from overflow page.....	0	0	0	0	0	0	0	0	0	0	0	0
3499. TOTALS (Lines 3401 through 3403 plus 3498) (Line 34 above).....	0	0	0	0	0	0	0	0	0	0	0	0

(a) Finance and service charges not included in Lines 1 to 35 \$.....0.  
(b) For health business on indicated lines report: Number of persons insured under PPO managed care products.....0 and number of persons insured under indemnity only products.....0.

**EXHIBIT OF PREMIUMS AND LOSSES (Statutory Page 14)**



NAIC Group Code.....0140    NAIC Company Code....15580    BUSINESS IN Other Alien #118    DURING THE YEAR

19.05

Line of Business	Gross Premiums, Including Policy and Membership Fees, Less Return Premiums and Premiums on Policies not Taken		3 Dividends Paid or Credited to Policyholders on Direct Business	4 Direct Unearned Premium Reserves	5 Direct Losses Paid (deducting salvage)	6 Direct Losses Incurred	7 Direct Losses Unpaid	8 Direct Defense and Cost Containment Expense Paid	9 Direct Defense and Cost Containment Expense Incurred	10 Direct Defense and Cost Containment Expense Unpaid	11 Commissions and Brokerage Expenses	12 Taxes, Licenses and Fees
	1 Direct Premiums Written	2 Direct Premiums Earned										
1. Fire.....												
2.1 Allied lines.....												
2.2 Multiple peril crop.....												
2.3 Federal flood.....												
2.4 Private crop.....												
2.5 Private flood.....												
3. Farmowners multiple peril.....												
4. Homeowners multiple peril.....												
5.1 Commercial multiple peril (non-liability portion).....												
5.2 Commercial multiple peril (liability portion).....												
6. Mortgage guaranty.....												
8. Ocean marine.....												
9. Inland marine.....												
10. Financial guaranty.....												
11. Medical professional liability.....												
12. Earthquake.....												
13. Group accident and health (b).....												
14. Credit A&H (group and individual).....												
15.1 Collectively renewable A&H (b).....												
15.2 Non-cancelable A&H (b).....												
15.3 Guaranteed renewable A&H (b).....												
15.4 Non-renewable for stated reasons only (b).....												
15.5 Other accident only.....												
15.6 Medicare Title XVIII exempt from state taxes or fees.....												
15.7 All other A&H (b).....												
15.8 Federal employees health benefits plan premium.....												
16. Workers' compensation.....												
17.1 Other liability-occurrence.....												
17.2 Other liability-claims-made.....												
17.3 Excess workers' compensation.....												
18. Products liability.....												
19.1 Private passenger auto no-fault (personal injury protection).....												
19.2 Other private passenger auto liability.....												
19.3 Commercial auto no-fault (personal injury protection).....												
19.4 Other commercial auto liability.....												
21.1 Private passenger auto physical damage.....												
21.2 Commercial auto physical damage.....												
22. Aircraft (all perils).....												
23. Fidelity.....												
24. Surety.....												
26. Burglary and theft.....												
27. Boiler and machinery.....												
28. Credit.....												
30. Warranty.....												
34. Aggregate write-ins for other lines of business.....	0	0	0	0	0	0	0	0	0	0	0	0
35. TOTALS (a).....	0	0	0	0	0	0	0	0	0	0	0	0

**DETAILS OF WRITE-INS**

3401. ....												
3402. ....												
3403. ....												
3498. Summary of remaining write-ins for Line 34 from overflow page.....	0	0	0	0	0	0	0	0	0	0	0	0
3499. TOTALS (Lines 3401 through 3403 plus 3498) (Line 34 above).....	0	0	0	0	0	0	0	0	0	0	0	0

(a) Finance and service charges not included in Lines 1 to 35 \$.....0.  
(b) For health business on indicated lines report: Number of persons insured under PPO managed care products.....0 and number of persons insured under indemnity only products.....0.

**EXHIBIT OF PREMIUMS AND LOSSES (Statutory Page 14)**



NAIC Group Code.....0140    NAIC Company Code....15580    BUSINESS IN Other Alien #119    DURING THE YEAR

19.0T

Line of Business	Gross Premiums, Including Policy and Membership Fees, Less Return Premiums and Premiums on Policies not Taken		3 Dividends Paid or Credited to Policyholders on Direct Business	4 Direct Unearned Premium Reserves	5 Direct Losses Paid (deducting salvage)	6 Direct Losses Incurred	7 Direct Losses Unpaid	8 Direct Defense and Cost Containment Expense Paid	9 Direct Defense and Cost Containment Expense Incurred	10 Direct Defense and Cost Containment Expense Unpaid	11 Commissions and Brokerage Expenses	12 Taxes, Licenses and Fees
	1 Direct Premiums Written	2 Direct Premiums Earned										
1. Fire.....												
2.1 Allied lines.....												
2.2 Multiple peril crop.....												
2.3 Federal flood.....												
2.4 Private crop.....												
2.5 Private flood.....												
3. Farmowners multiple peril.....												
4. Homeowners multiple peril.....												
5.1 Commercial multiple peril (non-liability portion).....												
5.2 Commercial multiple peril (liability portion).....												
6. Mortgage guaranty.....												
8. Ocean marine.....												
9. Inland marine.....												
10. Financial guaranty.....												
11. Medical professional liability.....												
12. Earthquake.....												
13. Group accident and health (b).....												
14. Credit A&H (group and individual).....												
15.1 Collectively renewable A&H (b).....												
15.2 Non-cancelable A&H (b).....												
15.3 Guaranteed renewable A&H (b).....												
15.4 Non-renewable for stated reasons only (b).....												
15.5 Other accident only.....												
15.6 Medicare Title XVIII exempt from state taxes or fees.....												
15.7 All other A&H (b).....												
15.8 Federal employees health benefits plan premium.....												
16. Workers' compensation.....												
17.1 Other liability-occurrence.....												
17.2 Other liability-claims-made.....												
17.3 Excess workers' compensation.....												
18. Products liability.....												
19.1 Private passenger auto no-fault (personal injury protection).....												
19.2 Other private passenger auto liability.....												
19.3 Commercial auto no-fault (personal injury protection).....												
19.4 Other commercial auto liability.....												
21.1 Private passenger auto physical damage.....												
21.2 Commercial auto physical damage.....												
22. Aircraft (all perils).....												
23. Fidelity.....												
24. Surety.....												
26. Burglary and theft.....												
27. Boiler and machinery.....												
28. Credit.....												
30. Warranty.....												
34. Aggregate write-ins for other lines of business.....	0	0	0	0	0	0	0	0	0	0	0	0
35. TOTALS (a).....	0	0	0	0	0	0	0	0	0	0	0	0

DETAILS OF WRITE-INS

3401. ....												
3402. ....												
3403. ....												
3498. Summary of remaining write-ins for Line 34 from overflow page.....	0	0	0	0	0	0	0	0	0	0	0	0
3499. TOTALS (Lines 3401 through 3403 plus 3498) (Line 34 above).....	0	0	0	0	0	0	0	0	0	0	0	0

(a) Finance and service charges not included in Lines 1 to 35 \$.....0.  
(b) For health business on indicated lines report: Number of persons insured under PPO managed care products.....0 and number of persons insured under indemnity only products.....0.

**EXHIBIT OF PREMIUMS AND LOSSES (Statutory Page 14)**



NAIC Group Code.....0140    NAIC Company Code....15580    BUSINESS IN Other Alien #120    DURING THE YEAR

19.00

Line of Business	Gross Premiums, Including Policy and Membership Fees, Less Return Premiums and Premiums on Policies not Taken		3 Dividends Paid or Credited to Policyholders on Direct Business	4 Direct Unearned Premium Reserves	5 Direct Losses Paid (deducting salvage)	6 Direct Losses Incurred	7 Direct Losses Unpaid	8 Direct Defense and Cost Containment Expense Paid	9 Direct Defense and Cost Containment Expense Incurred	10 Direct Defense and Cost Containment Expense Unpaid	11 Commissions and Brokerage Expenses	12 Taxes, Licenses and Fees
	1 Direct Premiums Written	2 Direct Premiums Earned										
1. Fire.....												
2.1 Allied lines.....												
2.2 Multiple peril crop.....												
2.3 Federal flood.....												
2.4 Private crop.....												
2.5 Private flood.....												
3. Farmowners multiple peril.....												
4. Homeowners multiple peril.....												
5.1 Commercial multiple peril (non-liability portion).....												
5.2 Commercial multiple peril (liability portion).....												
6. Mortgage guaranty.....												
8. Ocean marine.....												
9. Inland marine.....												
10. Financial guaranty.....												
11. Medical professional liability.....												
12. Earthquake.....												
13. Group accident and health (b).....												
14. Credit A&H (group and individual).....												
15.1 Collectively renewable A&H (b).....												
15.2 Non-cancelable A&H (b).....												
15.3 Guaranteed renewable A&H (b).....												
15.4 Non-renewable for stated reasons only (b).....												
15.5 Other accident only.....												
15.6 Medicare Title XVIII exempt from state taxes or fees.....												
15.7 All other A&H (b).....												
15.8 Federal employees health benefits plan premium.....												
16. Workers' compensation.....												
17.1 Other liability-occurrence.....												
17.2 Other liability-claims-made.....												
17.3 Excess workers' compensation.....												
18. Products liability.....												
19.1 Private passenger auto no-fault (personal injury protection).....												
19.2 Other private passenger auto liability.....												
19.3 Commercial auto no-fault (personal injury protection).....												
19.4 Other commercial auto liability.....												
21.1 Private passenger auto physical damage.....												
21.2 Commercial auto physical damage.....												
22. Aircraft (all perils).....												
23. Fidelity.....												
24. Surety.....												
26. Burglary and theft.....												
27. Boiler and machinery.....												
28. Credit.....												
30. Warranty.....												
34. Aggregate write-ins for other lines of business.....	0	0	0	0	0	0	0	0	0	0	0	0
35. TOTALS (a).....	0	0	0	0	0	0	0	0	0	0	0	0

**DETAILS OF WRITE-INS**

3401. ....												
3402. ....												
3403. ....												
3498. Summary of remaining write-ins for Line 34 from overflow page.....	0	0	0	0	0	0	0	0	0	0	0	0
3499. TOTALS (Lines 3401 through 3403 plus 3498) (Line 34 above).....	0	0	0	0	0	0	0	0	0	0	0	0

(a) Finance and service charges not included in Lines 1 to 35 \$.....0.  
(b) For health business on indicated lines report: Number of persons insured under PPO managed care products.....0 and number of persons insured under indemnity only products.....0.

**EXHIBIT OF PREMIUMS AND LOSSES (Statutory Page 14)**



NAIC Group Code.....0140    NAIC Company Code....15580    BUSINESS IN Other Alien #121    DURING THE YEAR

19.0V

Line of Business	Gross Premiums, Including Policy and Membership Fees, Less Return Premiums and Premiums on Policies not Taken		3 Dividends Paid or Credited to Policyholders on Direct Business	4 Direct Unearned Premium Reserves	5 Direct Losses Paid (deducting salvage)	6 Direct Losses Incurred	7 Direct Losses Unpaid	8 Direct Defense and Cost Containment Expense Paid	9 Direct Defense and Cost Containment Expense Incurred	10 Direct Defense and Cost Containment Expense Unpaid	11 Commissions and Brokerage Expenses	12 Taxes, Licenses and Fees
	1 Direct Premiums Written	2 Direct Premiums Earned										
1. Fire.....												
2.1 Allied lines.....												
2.2 Multiple peril crop.....												
2.3 Federal flood.....												
2.4 Private crop.....												
2.5 Private flood.....												
3. Farmowners multiple peril.....												
4. Homeowners multiple peril.....												
5.1 Commercial multiple peril (non-liability portion).....												
5.2 Commercial multiple peril (liability portion).....												
6. Mortgage guaranty.....												
8. Ocean marine.....												
9. Inland marine.....												
10. Financial guaranty.....												
11. Medical professional liability.....												
12. Earthquake.....												
13. Group accident and health (b).....												
14. Credit A&H (group and individual).....												
15.1 Collectively renewable A&H (b).....												
15.2 Non-cancelable A&H (b).....												
15.3 Guaranteed renewable A&H (b).....												
15.4 Non-renewable for stated reasons only (b).....												
15.5 Other accident only.....												
15.6 Medicare Title XVIII exempt from state taxes or fees.....												
15.7 All other A&H (b).....												
15.8 Federal employees health benefits plan premium.....												
16. Workers' compensation.....												
17.1 Other liability-occurrence.....												
17.2 Other liability-claims-made.....												
17.3 Excess workers' compensation.....												
18. Products liability.....												
19.1 Private passenger auto no-fault (personal injury protection).....												
19.2 Other private passenger auto liability.....												
19.3 Commercial auto no-fault (personal injury protection).....												
19.4 Other commercial auto liability.....												
21.1 Private passenger auto physical damage.....												
21.2 Commercial auto physical damage.....												
22. Aircraft (all perils).....												
23. Fidelity.....												
24. Surety.....												
26. Burglary and theft.....												
27. Boiler and machinery.....												
28. Credit.....												
30. Warranty.....												
34. Aggregate write-ins for other lines of business.....	0	0	0	0	0	0	0	0	0	0	0	0
35. TOTALS (a).....	0	0	0	0	0	0	0	0	0	0	0	0

**DETAILS OF WRITE-INS**

3401. ....												
3402. ....												
3403. ....												
3498. Summary of remaining write-ins for Line 34 from overflow page.....	0	0	0	0	0	0	0	0	0	0	0	0
3499. TOTALS (Lines 3401 through 3403 plus 3498) (Line 34 above).....	0	0	0	0	0	0	0	0	0	0	0	0

(a) Finance and service charges not included in Lines 1 to 35 \$.....0.  
(b) For health business on indicated lines report: Number of persons insured under PPO managed care products.....0 and number of persons insured under indemnity only products.....0.



**EXHIBIT OF PREMIUMS AND LOSSES (Statutory Page 14)**



NAIC Group Code.....0140    NAIC Company Code....15580    BUSINESS IN Other Alien #122    DURING THE YEAR

19.0W

Line of Business	Gross Premiums, Including Policy and Membership Fees, Less Return Premiums and Premiums on Policies not Taken		3 Dividends Paid or Credited to Policyholders on Direct Business	4 Direct Unearned Premium Reserves	5 Direct Losses Paid (deducting salvage)	6 Direct Losses Incurred	7 Direct Losses Unpaid	8 Direct Defense and Cost Containment Expense Paid	9 Direct Defense and Cost Containment Expense Incurred	10 Direct Defense and Cost Containment Expense Unpaid	11 Commissions and Brokerage Expenses	12 Taxes, Licenses and Fees
	1 Direct Premiums Written	2 Direct Premiums Earned										
1. Fire.....												
2.1 Allied lines.....												
2.2 Multiple peril crop.....												
2.3 Federal flood.....												
2.4 Private crop.....												
2.5 Private flood.....												
3. Farmowners multiple peril.....												
4. Homeowners multiple peril.....												
5.1 Commercial multiple peril (non-liability portion).....												
5.2 Commercial multiple peril (liability portion).....												
6. Mortgage guaranty.....												
8. Ocean marine.....												
9. Inland marine.....												
10. Financial guaranty.....												
11. Medical professional liability.....												
12. Earthquake.....												
13. Group accident and health (b).....												
14. Credit A&H (group and individual).....												
15.1 Collectively renewable A&H (b).....												
15.2 Non-cancelable A&H (b).....												
15.3 Guaranteed renewable A&H (b).....												
15.4 Non-renewable for stated reasons only (b).....												
15.5 Other accident only.....												
15.6 Medicare Title XVIII exempt from state taxes or fees.....												
15.7 All other A&H (b).....												
15.8 Federal employees health benefits plan premium.....												
16. Workers' compensation.....												
17.1 Other liability-occurrence.....												
17.2 Other liability-claims-made.....												
17.3 Excess workers' compensation.....												
18. Products liability.....												
19.1 Private passenger auto no-fault (personal injury protection).....												
19.2 Other private passenger auto liability.....												
19.3 Commercial auto no-fault (personal injury protection).....												
19.4 Other commercial auto liability.....												
21.1 Private passenger auto physical damage.....												
21.2 Commercial auto physical damage.....												
22. Aircraft (all perils).....												
23. Fidelity.....												
24. Surety.....												
26. Burglary and theft.....												
27. Boiler and machinery.....												
28. Credit.....												
30. Warranty.....												
34. Aggregate write-ins for other lines of business.....	0	0	0	0	0	0	0	0	0	0	0	0
35. TOTALS (a).....	0	0	0	0	0	0	0	0	0	0	0	0

**DETAILS OF WRITE-INS**

3401. ....												
3402. ....												
3403. ....												
3498. Summary of remaining write-ins for Line 34 from overflow page.....	0	0	0	0	0	0	0	0	0	0	0	0
3499. TOTALS (Lines 3401 through 3403 plus 3498) (Line 34 above).....	0	0	0	0	0	0	0	0	0	0	0	0

(a) Finance and service charges not included in Lines 1 to 35 \$.....0.  
(b) For health business on indicated lines report: Number of persons insured under PPO managed care products.....0 and number of persons insured under indemnity only products.....0.

**EXHIBIT OF PREMIUMS AND LOSSES (Statutory Page 14)**



NAIC Group Code.....0140    NAIC Company Code....15580    BUSINESS IN Other Alien #123    DURING THE YEAR

19.0X

Line of Business	Gross Premiums, Including Policy and Membership Fees, Less Return Premiums and Premiums on Policies not Taken		3 Dividends Paid or Credited to Policyholders on Direct Business	4 Direct Unearned Premium Reserves	5 Direct Losses Paid (deducting salvage)	6 Direct Losses Incurred	7 Direct Losses Unpaid	8 Direct Defense and Cost Containment Expense Paid	9 Direct Defense and Cost Containment Expense Incurred	10 Direct Defense and Cost Containment Expense Unpaid	11 Commissions and Brokerage Expenses	12 Taxes, Licenses and Fees
	1 Direct Premiums Written	2 Direct Premiums Earned										
1. Fire.....												
2.1 Allied lines.....												
2.2 Multiple peril crop.....												
2.3 Federal flood.....												
2.4 Private crop.....												
2.5 Private flood.....												
3. Farmowners multiple peril.....												
4. Homeowners multiple peril.....												
5.1 Commercial multiple peril (non-liability portion).....												
5.2 Commercial multiple peril (liability portion).....												
6. Mortgage guaranty.....												
8. Ocean marine.....												
9. Inland marine.....												
10. Financial guaranty.....												
11. Medical professional liability.....												
12. Earthquake.....												
13. Group accident and health (b).....												
14. Credit A&H (group and individual).....												
15.1 Collectively renewable A&H (b).....												
15.2 Non-cancelable A&H (b).....												
15.3 Guaranteed renewable A&H (b).....												
15.4 Non-renewable for stated reasons only (b).....												
15.5 Other accident only.....												
15.6 Medicare Title XVIII exempt from state taxes or fees.....												
15.7 All other A&H (b).....												
15.8 Federal employees health benefits plan premium.....												
16. Workers' compensation.....												
17.1 Other liability-occurrence.....												
17.2 Other liability-claims-made.....												
17.3 Excess workers' compensation.....												
18. Products liability.....												
19.1 Private passenger auto no-fault (personal injury protection).....												
19.2 Other private passenger auto liability.....												
19.3 Commercial auto no-fault (personal injury protection).....												
19.4 Other commercial auto liability.....												
21.1 Private passenger auto physical damage.....												
21.2 Commercial auto physical damage.....												
22. Aircraft (all perils).....												
23. Fidelity.....												
24. Surety.....												
26. Burglary and theft.....												
27. Boiler and machinery.....												
28. Credit.....												
30. Warranty.....												
34. Aggregate write-ins for other lines of business.....	0	0	0	0	0	0	0	0	0	0	0	0
35. TOTALS (a).....	0	0	0	0	0	0	0	0	0	0	0	0

DETAILS OF WRITE-INS

3401. ....												
3402. ....												
3403. ....												
3498. Summary of remaining write-ins for Line 34 from overflow page.....	0	0	0	0	0	0	0	0	0	0	0	0
3499. TOTALS (Lines 3401 through 3403 plus 3498) (Line 34 above).....	0	0	0	0	0	0	0	0	0	0	0	0

(a) Finance and service charges not included in Lines 1 to 35 \$.....0.  
(b) For health business on indicated lines report: Number of persons insured under PPO managed care products.....0 and number of persons insured under indemnity only products.....0.

**EXHIBIT OF PREMIUMS AND LOSSES (Statutory Page 14)**



NAIC Group Code.....0140    NAIC Company Code....15580    BUSINESS IN Other Alien #124    DURING THE YEAR

19.0Y

Line of Business	Gross Premiums, Including Policy and Membership Fees, Less Return Premiums and Premiums on Policies not Taken		3 Dividends Paid or Credited to Policyholders on Direct Business	4 Direct Unearned Premium Reserves	5 Direct Losses Paid (deducting salvage)	6 Direct Losses Incurred	7 Direct Losses Unpaid	8 Direct Defense and Cost Containment Expense Paid	9 Direct Defense and Cost Containment Expense Incurred	10 Direct Defense and Cost Containment Expense Unpaid	11 Commissions and Brokerage Expenses	12 Taxes, Licenses and Fees
	1 Direct Premiums Written	2 Direct Premiums Earned										
1. Fire.....												
2.1 Allied lines.....												
2.2 Multiple peril crop.....												
2.3 Federal flood.....												
2.4 Private crop.....												
2.5 Private flood.....												
3. Farmowners multiple peril.....												
4. Homeowners multiple peril.....												
5.1 Commercial multiple peril (non-liability portion).....												
5.2 Commercial multiple peril (liability portion).....												
6. Mortgage guaranty.....												
8. Ocean marine.....												
9. Inland marine.....												
10. Financial guaranty.....												
11. Medical professional liability.....												
12. Earthquake.....												
13. Group accident and health (b).....												
14. Credit A&H (group and individual).....												
15.1 Collectively renewable A&H (b).....												
15.2 Non-cancelable A&H (b).....												
15.3 Guaranteed renewable A&H (b).....												
15.4 Non-renewable for stated reasons only (b).....												
15.5 Other accident only.....												
15.6 Medicare Title XVIII exempt from state taxes or fees.....												
15.7 All other A&H (b).....												
15.8 Federal employees health benefits plan premium.....												
16. Workers' compensation.....												
17.1 Other liability-occurrence.....												
17.2 Other liability-claims-made.....												
17.3 Excess workers' compensation.....												
18. Products liability.....												
19.1 Private passenger auto no-fault (personal injury protection).....												
19.2 Other private passenger auto liability.....												
19.3 Commercial auto no-fault (personal injury protection).....												
19.4 Other commercial auto liability.....												
21.1 Private passenger auto physical damage.....												
21.2 Commercial auto physical damage.....												
22. Aircraft (all perils).....												
23. Fidelity.....												
24. Surety.....												
26. Burglary and theft.....												
27. Boiler and machinery.....												
28. Credit.....												
30. Warranty.....												
34. Aggregate write-ins for other lines of business.....	0	0	0	0	0	0	0	0	0	0	0	0
35. TOTALS (a).....	0	0	0	0	0	0	0	0	0	0	0	0

DETAILS OF WRITE-INS

3401. ....												
3402. ....												
3403. ....												
3498. Summary of remaining write-ins for Line 34 from overflow page.....	0	0	0	0	0	0	0	0	0	0	0	0
3499. TOTALS (Lines 3401 through 3403 plus 3498) (Line 34 above).....	0	0	0	0	0	0	0	0	0	0	0	0

(a) Finance and service charges not included in Lines 1 to 35 \$.....0.  
(b) For health business on indicated lines report: Number of persons insured under PPO managed care products.....0 and number of persons insured under indemnity only products.....0.

**EXHIBIT OF PREMIUMS AND LOSSES (Statutory Page 14)**



NAIC Group Code.....0140    NAIC Company Code....15580    BUSINESS IN Other Alien #125    DURING THE YEAR

19.02

Line of Business	Gross Premiums, Including Policy and Membership Fees, Less Return Premiums and Premiums on Policies not Taken		3 Dividends Paid or Credited to Policyholders on Direct Business	4 Direct Unearned Premium Reserves	5 Direct Losses Paid (deducting salvage)	6 Direct Losses Incurred	7 Direct Losses Unpaid	8 Direct Defense and Cost Containment Expense Paid	9 Direct Defense and Cost Containment Expense Incurred	10 Direct Defense and Cost Containment Expense Unpaid	11 Commissions and Brokerage Expenses	12 Taxes, Licenses and Fees
	1 Direct Premiums Written	2 Direct Premiums Earned										
1. Fire.....												
2.1 Allied lines.....												
2.2 Multiple peril crop.....												
2.3 Federal flood.....												
2.4 Private crop.....												
2.5 Private flood.....												
3. Farmowners multiple peril.....												
4. Homeowners multiple peril.....												
5.1 Commercial multiple peril (non-liability portion).....												
5.2 Commercial multiple peril (liability portion).....												
6. Mortgage guaranty.....												
8. Ocean marine.....												
9. Inland marine.....												
10. Financial guaranty.....												
11. Medical professional liability.....												
12. Earthquake.....												
13. Group accident and health (b).....												
14. Credit A&H (group and individual).....												
15.1 Collectively renewable A&H (b).....												
15.2 Non-cancelable A&H (b).....												
15.3 Guaranteed renewable A&H (b).....												
15.4 Non-renewable for stated reasons only (b).....												
15.5 Other accident only.....												
15.6 Medicare Title XVIII exempt from state taxes or fees.....												
15.7 All other A&H (b).....												
15.8 Federal employees health benefits plan premium.....												
16. Workers' compensation.....												
17.1 Other liability-occurrence.....												
17.2 Other liability-claims-made.....												
17.3 Excess workers' compensation.....												
18. Products liability.....												
19.1 Private passenger auto no-fault (personal injury protection).....												
19.2 Other private passenger auto liability.....												
19.3 Commercial auto no-fault (personal injury protection).....												
19.4 Other commercial auto liability.....												
21.1 Private passenger auto physical damage.....												
21.2 Commercial auto physical damage.....												
22. Aircraft (all perils).....												
23. Fidelity.....												
24. Surety.....												
26. Burglary and theft.....												
27. Boiler and machinery.....												
28. Credit.....												
30. Warranty.....												
34. Aggregate write-ins for other lines of business.....	0	0	0	0	0	0	0	0	0	0	0	0
35. TOTALS (a).....	0	0	0	0	0	0	0	0	0	0	0	0

DETAILS OF WRITE-INS

3401. ....												
3402. ....												
3403. ....												
3498. Summary of remaining write-ins for Line 34 from overflow page.....	0	0	0	0	0	0	0	0	0	0	0	0
3499. TOTALS (Lines 3401 through 3403 plus 3498) (Line 34 above).....	0	0	0	0	0	0	0	0	0	0	0	0

(a) Finance and service charges not included in Lines 1 to 35 \$.....0.  
(b) For health business on indicated lines report: Number of persons insured under PPO managed care products.....0 and number of persons insured under indemnity only products.....0.

**EXHIBIT OF PREMIUMS AND LOSSES (Statutory Page 14)**



NAIC Group Code.....0140    NAIC Company Code....15580    BUSINESS IN Other Alien # 10    DURING THE YEAR

19.10

Line of Business	Gross Premiums, Including Policy and Membership Fees, Less Return Premiums and Premiums on Policies not Taken		3 Dividends Paid or Credited to Policyholders on Direct Business	4 Direct Unearned Premium Reserves	5 Direct Losses Paid (deducting salvage)	6 Direct Losses Incurred	7 Direct Losses Unpaid	8 Direct Defense and Cost Containment Expense Paid	9 Direct Defense and Cost Containment Expense Incurred	10 Direct Defense and Cost Containment Expense Unpaid	11 Commissions and Brokerage Expenses	12 Taxes, Licenses and Fees
	1 Direct Premiums Written	2 Direct Premiums Earned										
1. Fire.....												
2.1 Allied lines.....												
2.2 Multiple peril crop.....												
2.3 Federal flood.....												
2.4 Private crop.....												
2.5 Private flood.....												
3. Farmowners multiple peril.....												
4. Homeowners multiple peril.....												
5.1 Commercial multiple peril (non-liability portion).....												
5.2 Commercial multiple peril (liability portion).....												
6. Mortgage guaranty.....												
8. Ocean marine.....												
9. Inland marine.....												
10. Financial guaranty.....												
11. Medical professional liability.....												
12. Earthquake.....												
13. Group accident and health (b).....												
14. Credit A&H (group and individual).....												
15.1 Collectively renewable A&H (b).....												
15.2 Non-cancelable A&H (b).....												
15.3 Guaranteed renewable A&H (b).....												
15.4 Non-renewable for stated reasons only (b).....												
15.5 Other accident only.....												
15.6 Medicare Title XVIII exempt from state taxes or fees.....												
15.7 All other A&H (b).....												
15.8 Federal employees health benefits plan premium.....												
16. Workers' compensation.....												
17.1 Other liability-occurrence.....												
17.2 Other liability-claims-made.....												
17.3 Excess workers' compensation.....												
18. Products liability.....												
19.1 Private passenger auto no-fault (personal injury protection).....												
19.2 Other private passenger auto liability.....												
19.3 Commercial auto no-fault (personal injury protection).....												
19.4 Other commercial auto liability.....												
21.1 Private passenger auto physical damage.....												
21.2 Commercial auto physical damage.....												
22. Aircraft (all perils).....												
23. Fidelity.....												
24. Surety.....												
26. Burglary and theft.....												
27. Boiler and machinery.....												
28. Credit.....												
30. Warranty.....												
34. Aggregate write-ins for other lines of business.....	0	0	0	0	0	0	0	0	0	0	0	0
35. TOTALS (a).....	0	0	0	0	0	0	0	0	0	0	0	0

DETAILS OF WRITE-INS

3401. ....												
3402. ....												
3403. ....												
3498. Summary of remaining write-ins for Line 34 from overflow page.....	0	0	0	0	0	0	0	0	0	0	0	0
3499. TOTALS (Lines 3401 through 3403 plus 3498) (Line 34 above).....	0	0	0	0	0	0	0	0	0	0	0	0

(a) Finance and service charges not included in Lines 1 to 35 \$.....0.  
(b) For health business on indicated lines report: Number of persons insured under PPO managed care products.....0 and number of persons insured under indemnity only products.....0.

**EXHIBIT OF PREMIUMS AND LOSSES (Statutory Page 14)**



NAIC Group Code.....0140    NAIC Company Code....15580    BUSINESS IN Other Alien # 11    DURING THE YEAR

19.11

Line of Business	Gross Premiums, Including Policy and Membership Fees, Less Return Premiums and Premiums on Policies not Taken		3 Dividends Paid or Credited to Policyholders on Direct Business	4 Direct Unearned Premium Reserves	5 Direct Losses Paid (deducting salvage)	6 Direct Losses Incurred	7 Direct Losses Unpaid	8 Direct Defense and Cost Containment Expense Paid	9 Direct Defense and Cost Containment Expense Incurred	10 Direct Defense and Cost Containment Expense Unpaid	11 Commissions and Brokerage Expenses	12 Taxes, Licenses and Fees
	1 Direct Premiums Written	2 Direct Premiums Earned										
1. Fire.....												
2.1 Allied lines.....												
2.2 Multiple peril crop.....												
2.3 Federal flood.....												
2.4 Private crop.....												
2.5 Private flood.....												
3. Farmowners multiple peril.....												
4. Homeowners multiple peril.....												
5.1 Commercial multiple peril (non-liability portion).....												
5.2 Commercial multiple peril (liability portion).....												
6. Mortgage guaranty.....												
8. Ocean marine.....												
9. Inland marine.....												
10. Financial guaranty.....												
11. Medical professional liability.....												
12. Earthquake.....												
13. Group accident and health (b).....												
14. Credit A&H (group and individual).....												
15.1 Collectively renewable A&H (b).....												
15.2 Non-cancelable A&H (b).....												
15.3 Guaranteed renewable A&H (b).....												
15.4 Non-renewable for stated reasons only (b).....												
15.5 Other accident only.....												
15.6 Medicare Title XVIII exempt from state taxes or fees.....												
15.7 All other A&H (b).....												
15.8 Federal employees health benefits plan premium.....												
16. Workers' compensation.....												
17.1 Other liability-occurrence.....												
17.2 Other liability-claims-made.....												
17.3 Excess workers' compensation.....												
18. Products liability.....												
19.1 Private passenger auto no-fault (personal injury protection).....												
19.2 Other private passenger auto liability.....												
19.3 Commercial auto no-fault (personal injury protection).....												
19.4 Other commercial auto liability.....												
21.1 Private passenger auto physical damage.....												
21.2 Commercial auto physical damage.....												
22. Aircraft (all perils).....												
23. Fidelity.....												
24. Surety.....												
26. Burglary and theft.....												
27. Boiler and machinery.....												
28. Credit.....												
30. Warranty.....												
34. Aggregate write-ins for other lines of business.....	0	0	0	0	0	0	0	0	0	0	0	0
35. TOTALS (a).....	0	0	0	0	0	0	0	0	0	0	0	0

DETAILS OF WRITE-INS

3401. ....												
3402. ....												
3403. ....												
3498. Summary of remaining write-ins for Line 34 from overflow page.....	0	0	0	0	0	0	0	0	0	0	0	0
3499. TOTALS (Lines 3401 through 3403 plus 3498) (Line 34 above).....	0	0	0	0	0	0	0	0	0	0	0	0

(a) Finance and service charges not included in Lines 1 to 35 \$.....0.  
(b) For health business on indicated lines report: Number of persons insured under PPO managed care products.....0 and number of persons insured under indemnity only products.....0.

**EXHIBIT OF PREMIUMS AND LOSSES (Statutory Page 14)**



NAIC Group Code.....0140    NAIC Company Code....15580    BUSINESS IN Other Alien # 12    DURING THE YEAR

19.12

Line of Business	Gross Premiums, Including Policy and Membership Fees, Less Return Premiums and Premiums on Policies not Taken		3 Dividends Paid or Credited to Policyholders on Direct Business	4 Direct Unearned Premium Reserves	5 Direct Losses Paid (deducting salvage)	6 Direct Losses Incurred	7 Direct Losses Unpaid	8 Direct Defense and Cost Containment Expense Paid	9 Direct Defense and Cost Containment Expense Incurred	10 Direct Defense and Cost Containment Expense Unpaid	11 Commissions and Brokerage Expenses	12 Taxes, Licenses and Fees
	1 Direct Premiums Written	2 Direct Premiums Earned										
1. Fire.....												
2.1 Allied lines.....												
2.2 Multiple peril crop.....												
2.3 Federal flood.....												
2.4 Private crop.....												
2.5 Private flood.....												
3. Farmowners multiple peril.....												
4. Homeowners multiple peril.....												
5.1 Commercial multiple peril (non-liability portion).....												
5.2 Commercial multiple peril (liability portion).....												
6. Mortgage guaranty.....												
8. Ocean marine.....												
9. Inland marine.....												
10. Financial guaranty.....												
11. Medical professional liability.....												
12. Earthquake.....												
13. Group accident and health (b).....												
14. Credit A&H (group and individual).....												
15.1 Collectively renewable A&H (b).....												
15.2 Non-cancelable A&H (b).....												
15.3 Guaranteed renewable A&H (b).....												
15.4 Non-renewable for stated reasons only (b).....												
15.5 Other accident only.....												
15.6 Medicare Title XVIII exempt from state taxes or fees.....												
15.7 All other A&H (b).....												
15.8 Federal employees health benefits plan premium.....												
16. Workers' compensation.....												
17.1 Other liability-occurrence.....												
17.2 Other liability-claims-made.....												
17.3 Excess workers' compensation.....												
18. Products liability.....												
19.1 Private passenger auto no-fault (personal injury protection).....												
19.2 Other private passenger auto liability.....												
19.3 Commercial auto no-fault (personal injury protection).....												
19.4 Other commercial auto liability.....												
21.1 Private passenger auto physical damage.....												
21.2 Commercial auto physical damage.....												
22. Aircraft (all perils).....												
23. Fidelity.....												
24. Surety.....												
26. Burglary and theft.....												
27. Boiler and machinery.....												
28. Credit.....												
30. Warranty.....												
34. Aggregate write-ins for other lines of business.....	0	0	0	0	0	0	0	0	0	0	0	0
35. TOTALS (a).....	0	0	0	0	0	0	0	0	0	0	0	0

**DETAILS OF WRITE-INS**

3401. ....												
3402. ....												
3403. ....												
3498. Summary of remaining write-ins for Line 34 from overflow page.....	0	0	0	0	0	0	0	0	0	0	0	0
3499. TOTALS (Lines 3401 through 3403 plus 3498) (Line 34 above).....	0	0	0	0	0	0	0	0	0	0	0	0

(a) Finance and service charges not included in Lines 1 to 35 \$.....0.  
(b) For health business on indicated lines report: Number of persons insured under PPO managed care products.....0 and number of persons insured under indemnity only products.....0.

**EXHIBIT OF PREMIUMS AND LOSSES (Statutory Page 14)**



NAIC Group Code.....0140    NAIC Company Code....15580    BUSINESS IN Other Alien # 13    DURING THE YEAR

19.13

Line of Business	Gross Premiums, Including Policy and Membership Fees, Less Return Premiums and Premiums on Policies not Taken		3 Dividends Paid or Credited to Policyholders on Direct Business	4 Direct Unearned Premium Reserves	5 Direct Losses Paid (deducting salvage)	6 Direct Losses Incurred	7 Direct Losses Unpaid	8 Direct Defense and Cost Containment Expense Paid	9 Direct Defense and Cost Containment Expense Incurred	10 Direct Defense and Cost Containment Expense Unpaid	11 Commissions and Brokerage Expenses	12 Taxes, Licenses and Fees
	1 Direct Premiums Written	2 Direct Premiums Earned										
1. Fire.....												
2.1 Allied lines.....												
2.2 Multiple peril crop.....												
2.3 Federal flood.....												
2.4 Private crop.....												
2.5 Private flood.....												
3. Farmowners multiple peril.....												
4. Homeowners multiple peril.....												
5.1 Commercial multiple peril (non-liability portion).....												
5.2 Commercial multiple peril (liability portion).....												
6. Mortgage guaranty.....												
8. Ocean marine.....												
9. Inland marine.....												
10. Financial guaranty.....												
11. Medical professional liability.....												
12. Earthquake.....												
13. Group accident and health (b).....												
14. Credit A&H (group and individual).....												
15.1 Collectively renewable A&H (b).....												
15.2 Non-cancelable A&H (b).....												
15.3 Guaranteed renewable A&H (b).....												
15.4 Non-renewable for stated reasons only (b).....												
15.5 Other accident only.....												
15.6 Medicare Title XVIII exempt from state taxes or fees.....												
15.7 All other A&H (b).....												
15.8 Federal employees health benefits plan premium.....												
16. Workers' compensation.....												
17.1 Other liability-occurrence.....												
17.2 Other liability-claims-made.....												
17.3 Excess workers' compensation.....												
18. Products liability.....												
19.1 Private passenger auto no-fault (personal injury protection).....												
19.2 Other private passenger auto liability.....												
19.3 Commercial auto no-fault (personal injury protection).....												
19.4 Other commercial auto liability.....												
21.1 Private passenger auto physical damage.....												
21.2 Commercial auto physical damage.....												
22. Aircraft (all perils).....												
23. Fidelity.....												
24. Surety.....												
26. Burglary and theft.....												
27. Boiler and machinery.....												
28. Credit.....												
30. Warranty.....												
34. Aggregate write-ins for other lines of business.....	0	0	0	0	0	0	0	0	0	0	0	0
35. TOTALS (a).....	0	0	0	0	0	0	0	0	0	0	0	0

DETAILS OF WRITE-INS

3401. ....												
3402. ....												
3403. ....												
3498. Summary of remaining write-ins for Line 34 from overflow page.....	0	0	0	0	0	0	0	0	0	0	0	0
3499. TOTALS (Lines 3401 through 3403 plus 3498) (Line 34 above).....	0	0	0	0	0	0	0	0	0	0	0	0

(a) Finance and service charges not included in Lines 1 to 35 \$.....0.  
(b) For health business on indicated lines report: Number of persons insured under PPO managed care products.....0 and number of persons insured under indemnity only products.....0.



**EXHIBIT OF PREMIUMS AND LOSSES (Statutory Page 14)**



NAIC Group Code.....0140    NAIC Company Code....15580    BUSINESS IN Other Alien # 14    DURING THE YEAR

19.14

Line of Business	Gross Premiums, Including Policy and Membership Fees, Less Return Premiums and Premiums on Policies not Taken		3 Dividends Paid or Credited to Policyholders on Direct Business	4 Direct Unearned Premium Reserves	5 Direct Losses Paid (deducting salvage)	6 Direct Losses Incurred	7 Direct Losses Unpaid	8 Direct Defense and Cost Containment Expense Paid	9 Direct Defense and Cost Containment Expense Incurred	10 Direct Defense and Cost Containment Expense Unpaid	11 Commissions and Brokerage Expenses	12 Taxes, Licenses and Fees
	1 Direct Premiums Written	2 Direct Premiums Earned										
1. Fire.....												
2.1 Allied lines.....												
2.2 Multiple peril crop.....												
2.3 Federal flood.....												
2.4 Private crop.....												
2.5 Private flood.....												
3. Farmowners multiple peril.....												
4. Homeowners multiple peril.....												
5.1 Commercial multiple peril (non-liability portion).....												
5.2 Commercial multiple peril (liability portion).....												
6. Mortgage guaranty.....												
8. Ocean marine.....												
9. Inland marine.....												
10. Financial guaranty.....												
11. Medical professional liability.....												
12. Earthquake.....												
13. Group accident and health (b).....												
14. Credit A&H (group and individual).....												
15.1 Collectively renewable A&H (b).....												
15.2 Non-cancelable A&H (b).....												
15.3 Guaranteed renewable A&H (b).....												
15.4 Non-renewable for stated reasons only (b).....												
15.5 Other accident only.....												
15.6 Medicare Title XVIII exempt from state taxes or fees.....												
15.7 All other A&H (b).....												
15.8 Federal employees health benefits plan premium.....												
16. Workers' compensation.....												
17.1 Other liability-occurrence.....												
17.2 Other liability-claims-made.....												
17.3 Excess workers' compensation.....												
18. Products liability.....												
19.1 Private passenger auto no-fault (personal injury protection).....												
19.2 Other private passenger auto liability.....												
19.3 Commercial auto no-fault (personal injury protection).....												
19.4 Other commercial auto liability.....												
21.1 Private passenger auto physical damage.....												
21.2 Commercial auto physical damage.....												
22. Aircraft (all perils).....												
23. Fidelity.....												
24. Surety.....												
26. Burglary and theft.....												
27. Boiler and machinery.....												
28. Credit.....												
30. Warranty.....												
34. Aggregate write-ins for other lines of business.....	0	0	0	0	0	0	0	0	0	0	0	0
35. TOTALS (a).....	0	0	0	0	0	0	0	0	0	0	0	0

DETAILS OF WRITE-INS

3401. ....												
3402. ....												
3403. ....												
3498. Summary of remaining write-ins for Line 34 from overflow page.....	0	0	0	0	0	0	0	0	0	0	0	0
3499. TOTALS (Lines 3401 through 3403 plus 3498) (Line 34 above).....	0	0	0	0	0	0	0	0	0	0	0	0

(a) Finance and service charges not included in Lines 1 to 35 \$.....0.  
(b) For health business on indicated lines report: Number of persons insured under PPO managed care products.....0 and number of persons insured under indemnity only products.....0.

**EXHIBIT OF PREMIUMS AND LOSSES (Statutory Page 14)**



NAIC Group Code.....0140    NAIC Company Code....15580    BUSINESS IN Other Alien # 15    DURING THE YEAR

19.15

Line of Business	Gross Premiums, Including Policy and Membership Fees, Less Return Premiums and Premiums on Policies not Taken		3 Dividends Paid or Credited to Policyholders on Direct Business	4 Direct Unearned Premium Reserves	5 Direct Losses Paid (deducting salvage)	6 Direct Losses Incurred	7 Direct Losses Unpaid	8 Direct Defense and Cost Containment Expense Paid	9 Direct Defense and Cost Containment Expense Incurred	10 Direct Defense and Cost Containment Expense Unpaid	11 Commissions and Brokerage Expenses	12 Taxes, Licenses and Fees
	1 Direct Premiums Written	2 Direct Premiums Earned										
1. Fire.....												
2.1 Allied lines.....												
2.2 Multiple peril crop.....												
2.3 Federal flood.....												
2.4 Private crop.....												
2.5 Private flood.....												
3. Farmowners multiple peril.....												
4. Homeowners multiple peril.....												
5.1 Commercial multiple peril (non-liability portion).....												
5.2 Commercial multiple peril (liability portion).....												
6. Mortgage guaranty.....												
8. Ocean marine.....												
9. Inland marine.....												
10. Financial guaranty.....												
11. Medical professional liability.....												
12. Earthquake.....												
13. Group accident and health (b).....												
14. Credit A&H (group and individual).....												
15.1 Collectively renewable A&H (b).....												
15.2 Non-cancelable A&H (b).....												
15.3 Guaranteed renewable A&H (b).....												
15.4 Non-renewable for stated reasons only (b).....												
15.5 Other accident only.....												
15.6 Medicare Title XVIII exempt from state taxes or fees.....												
15.7 All other A&H (b).....												
15.8 Federal employees health benefits plan premium.....												
16. Workers' compensation.....												
17.1 Other liability-occurrence.....												
17.2 Other liability-claims-made.....												
17.3 Excess workers' compensation.....												
18. Products liability.....												
19.1 Private passenger auto no-fault (personal injury protection).....												
19.2 Other private passenger auto liability.....												
19.3 Commercial auto no-fault (personal injury protection).....												
19.4 Other commercial auto liability.....												
21.1 Private passenger auto physical damage.....												
21.2 Commercial auto physical damage.....												
22. Aircraft (all perils).....												
23. Fidelity.....												
24. Surety.....												
26. Burglary and theft.....												
27. Boiler and machinery.....												
28. Credit.....												
30. Warranty.....												
34. Aggregate write-ins for other lines of business.....	0	0	0	0	0	0	0	0	0	0	0	0
35. TOTALS (a).....	0	0	0	0	0	0	0	0	0	0	0	0

DETAILS OF WRITE-INS

3401. ....												
3402. ....												
3403. ....												
3498. Summary of remaining write-ins for Line 34 from overflow page.....	0	0	0	0	0	0	0	0	0	0	0	0
3499. TOTALS (Lines 3401 through 3403 plus 3498) (Line 34 above).....	0	0	0	0	0	0	0	0	0	0	0	0

(a) Finance and service charges not included in Lines 1 to 35 \$.....0.  
(b) For health business on indicated lines report: Number of persons insured under PPO managed care products.....0 and number of persons insured under indemnity only products.....0.

**EXHIBIT OF PREMIUMS AND LOSSES (Statutory Page 14)**



NAIC Group Code.....0140    NAIC Company Code....15580    BUSINESS IN Other Alien # 16    DURING THE YEAR

19.16

Line of Business	Gross Premiums, Including Policy and Membership Fees, Less Return Premiums and Premiums on Policies not Taken		3 Dividends Paid or Credited to Policyholders on Direct Business	4 Direct Unearned Premium Reserves	5 Direct Losses Paid (deducting salvage)	6 Direct Losses Incurred	7 Direct Losses Unpaid	8 Direct Defense and Cost Containment Expense Paid	9 Direct Defense and Cost Containment Expense Incurred	10 Direct Defense and Cost Containment Expense Unpaid	11 Commissions and Brokerage Expenses	12 Taxes, Licenses and Fees
	1 Direct Premiums Written	2 Direct Premiums Earned										
1. Fire.....												
2.1 Allied lines.....												
2.2 Multiple peril crop.....												
2.3 Federal flood.....												
2.4 Private crop.....												
2.5 Private flood.....												
3. Farmowners multiple peril.....												
4. Homeowners multiple peril.....												
5.1 Commercial multiple peril (non-liability portion).....												
5.2 Commercial multiple peril (liability portion).....												
6. Mortgage guaranty.....												
8. Ocean marine.....												
9. Inland marine.....												
10. Financial guaranty.....												
11. Medical professional liability.....												
12. Earthquake.....												
13. Group accident and health (b).....												
14. Credit A&H (group and individual).....												
15.1 Collectively renewable A&H (b).....												
15.2 Non-cancelable A&H (b).....												
15.3 Guaranteed renewable A&H (b).....												
15.4 Non-renewable for stated reasons only (b).....												
15.5 Other accident only.....												
15.6 Medicare Title XVIII exempt from state taxes or fees.....												
15.7 All other A&H (b).....												
15.8 Federal employees health benefits plan premium.....												
16. Workers' compensation.....												
17.1 Other liability-occurrence.....												
17.2 Other liability-claims-made.....												
17.3 Excess workers' compensation.....												
18. Products liability.....												
19.1 Private passenger auto no-fault (personal injury protection).....												
19.2 Other private passenger auto liability.....												
19.3 Commercial auto no-fault (personal injury protection).....												
19.4 Other commercial auto liability.....												
21.1 Private passenger auto physical damage.....												
21.2 Commercial auto physical damage.....												
22. Aircraft (all perils).....												
23. Fidelity.....												
24. Surety.....												
26. Burglary and theft.....												
27. Boiler and machinery.....												
28. Credit.....												
30. Warranty.....												
34. Aggregate write-ins for other lines of business.....	0	0	0	0	0	0	0	0	0	0	0	0
35. TOTALS (a).....	0	0	0	0	0	0	0	0	0	0	0	0

DETAILS OF WRITE-INS

3401. ....												
3402. ....												
3403. ....												
3498. Summary of remaining write-ins for Line 34 from overflow page.....	0	0	0	0	0	0	0	0	0	0	0	0
3499. TOTALS (Lines 3401 through 3403 plus 3498) (Line 34 above).....	0	0	0	0	0	0	0	0	0	0	0	0

(a) Finance and service charges not included in Lines 1 to 35 \$.....0.  
(b) For health business on indicated lines report: Number of persons insured under PPO managed care products.....0 and number of persons insured under indemnity only products.....0.

**EXHIBIT OF PREMIUMS AND LOSSES (Statutory Page 14)**



NAIC Group Code.....0140    NAIC Company Code....15580    BUSINESS IN Other Alien # 17    DURING THE YEAR

19.17

Line of Business	Gross Premiums, Including Policy and Membership Fees, Less Return Premiums and Premiums on Policies not Taken		3 Dividends Paid or Credited to Policyholders on Direct Business	4 Direct Unearned Premium Reserves	5 Direct Losses Paid (deducting salvage)	6 Direct Losses Incurred	7 Direct Losses Unpaid	8 Direct Defense and Cost Containment Expense Paid	9 Direct Defense and Cost Containment Expense Incurred	10 Direct Defense and Cost Containment Expense Unpaid	11 Commissions and Brokerage Expenses	12 Taxes, Licenses and Fees
	1 Direct Premiums Written	2 Direct Premiums Earned										
1. Fire.....												
2.1 Allied lines.....												
2.2 Multiple peril crop.....												
2.3 Federal flood.....												
2.4 Private crop.....												
2.5 Private flood.....												
3. Farmowners multiple peril.....												
4. Homeowners multiple peril.....												
5.1 Commercial multiple peril (non-liability portion).....												
5.2 Commercial multiple peril (liability portion).....												
6. Mortgage guaranty.....												
8. Ocean marine.....												
9. Inland marine.....												
10. Financial guaranty.....												
11. Medical professional liability.....												
12. Earthquake.....												
13. Group accident and health (b).....												
14. Credit A&H (group and individual).....												
15.1 Collectively renewable A&H (b).....												
15.2 Non-cancelable A&H (b).....												
15.3 Guaranteed renewable A&H (b).....												
15.4 Non-renewable for stated reasons only (b).....												
15.5 Other accident only.....												
15.6 Medicare Title XVIII exempt from state taxes or fees.....												
15.7 All other A&H (b).....												
15.8 Federal employees health benefits plan premium.....												
16. Workers' compensation.....												
17.1 Other liability-occurrence.....												
17.2 Other liability-claims-made.....												
17.3 Excess workers' compensation.....												
18. Products liability.....												
19.1 Private passenger auto no-fault (personal injury protection).....												
19.2 Other private passenger auto liability.....												
19.3 Commercial auto no-fault (personal injury protection).....												
19.4 Other commercial auto liability.....												
21.1 Private passenger auto physical damage.....												
21.2 Commercial auto physical damage.....												
22. Aircraft (all perils).....												
23. Fidelity.....												
24. Surety.....												
26. Burglary and theft.....												
27. Boiler and machinery.....												
28. Credit.....												
30. Warranty.....												
34. Aggregate write-ins for other lines of business.....	0	0	0	0	0	0	0	0	0	0	0	0
35. TOTALS (a).....	0	0	0	0	0	0	0	0	0	0	0	0

DETAILS OF WRITE-INS

3401. ....												
3402. ....												
3403. ....												
3498. Summary of remaining write-ins for Line 34 from overflow page.....	0	0	0	0	0	0	0	0	0	0	0	0
3499. TOTALS (Lines 3401 through 3403 plus 3498) (Line 34 above).....	0	0	0	0	0	0	0	0	0	0	0	0

(a) Finance and service charges not included in Lines 1 to 35 \$.....0.  
(b) For health business on indicated lines report: Number of persons insured under PPO managed care products.....0 and number of persons insured under indemnity only products.....0.

**EXHIBIT OF PREMIUMS AND LOSSES (Statutory Page 14)**



NAIC Group Code.....0140    NAIC Company Code....15580    BUSINESS IN Other Alien # 18    DURING THE YEAR

19.18

Line of Business	Gross Premiums, Including Policy and Membership Fees, Less Return Premiums and Premiums on Policies not Taken		3 Dividends Paid or Credited to Policyholders on Direct Business	4 Direct Unearned Premium Reserves	5 Direct Losses Paid (deducting salvage)	6 Direct Losses Incurred	7 Direct Losses Unpaid	8 Direct Defense and Cost Containment Expense Paid	9 Direct Defense and Cost Containment Expense Incurred	10 Direct Defense and Cost Containment Expense Unpaid	11 Commissions and Brokerage Expenses	12 Taxes, Licenses and Fees
	1 Direct Premiums Written	2 Direct Premiums Earned										
1. Fire.....												
2.1 Allied lines.....												
2.2 Multiple peril crop.....												
2.3 Federal flood.....												
2.4 Private crop.....												
2.5 Private flood.....												
3. Farmowners multiple peril.....												
4. Homeowners multiple peril.....												
5.1 Commercial multiple peril (non-liability portion).....												
5.2 Commercial multiple peril (liability portion).....												
6. Mortgage guaranty.....												
8. Ocean marine.....												
9. Inland marine.....												
10. Financial guaranty.....												
11. Medical professional liability.....												
12. Earthquake.....												
13. Group accident and health (b).....												
14. Credit A&H (group and individual).....												
15.1 Collectively renewable A&H (b).....												
15.2 Non-cancelable A&H (b).....												
15.3 Guaranteed renewable A&H (b).....												
15.4 Non-renewable for stated reasons only (b).....												
15.5 Other accident only.....												
15.6 Medicare Title XVIII exempt from state taxes or fees.....												
15.7 All other A&H (b).....												
15.8 Federal employees health benefits plan premium.....												
16. Workers' compensation.....												
17.1 Other liability-occurrence.....												
17.2 Other liability-claims-made.....												
17.3 Excess workers' compensation.....												
18. Products liability.....												
19.1 Private passenger auto no-fault (personal injury protection).....												
19.2 Other private passenger auto liability.....												
19.3 Commercial auto no-fault (personal injury protection).....												
19.4 Other commercial auto liability.....												
21.1 Private passenger auto physical damage.....												
21.2 Commercial auto physical damage.....												
22. Aircraft (all perils).....												
23. Fidelity.....												
24. Surety.....												
26. Burglary and theft.....												
27. Boiler and machinery.....												
28. Credit.....												
30. Warranty.....												
34. Aggregate write-ins for other lines of business.....	0	0	0	0	0	0	0	0	0	0	0	0
35. TOTALS (a).....	0	0	0	0	0	0	0	0	0	0	0	0

DETAILS OF WRITE-INS

3401. ....												
3402. ....												
3403. ....												
3498. Summary of remaining write-ins for Line 34 from overflow page.....	0	0	0	0	0	0	0	0	0	0	0	0
3499. TOTALS (Lines 3401 through 3403 plus 3498) (Line 34 above).....	0	0	0	0	0	0	0	0	0	0	0	0

(a) Finance and service charges not included in Lines 1 to 35 \$.....0.  
(b) For health business on indicated lines report: Number of persons insured under PPO managed care products.....0 and number of persons insured under indemnity only products.....0.

**EXHIBIT OF PREMIUMS AND LOSSES (Statutory Page 14)**



NAIC Group Code.....0140    NAIC Company Code....15580    BUSINESS IN Other Alien # 19    DURING THE YEAR

19.19

Line of Business	Gross Premiums, Including Policy and Membership Fees, Less Return Premiums and Premiums on Policies not Taken		3 Dividends Paid or Credited to Policyholders on Direct Business	4 Direct Unearned Premium Reserves	5 Direct Losses Paid (deducting salvage)	6 Direct Losses Incurred	7 Direct Losses Unpaid	8 Direct Defense and Cost Containment Expense Paid	9 Direct Defense and Cost Containment Expense Incurred	10 Direct Defense and Cost Containment Expense Unpaid	11 Commissions and Brokerage Expenses	12 Taxes, Licenses and Fees
	1 Direct Premiums Written	2 Direct Premiums Earned										
1. Fire.....												
2.1 Allied lines.....												
2.2 Multiple peril crop.....												
2.3 Federal flood.....												
2.4 Private crop.....												
2.5 Private flood.....												
3. Farmowners multiple peril.....												
4. Homeowners multiple peril.....												
5.1 Commercial multiple peril (non-liability portion).....												
5.2 Commercial multiple peril (liability portion).....												
6. Mortgage guaranty.....												
8. Ocean marine.....												
9. Inland marine.....												
10. Financial guaranty.....												
11. Medical professional liability.....												
12. Earthquake.....												
13. Group accident and health (b).....												
14. Credit A&H (group and individual).....												
15.1 Collectively renewable A&H (b).....												
15.2 Non-cancelable A&H (b).....												
15.3 Guaranteed renewable A&H (b).....												
15.4 Non-renewable for stated reasons only (b).....												
15.5 Other accident only.....												
15.6 Medicare Title XVIII exempt from state taxes or fees.....												
15.7 All other A&H (b).....												
15.8 Federal employees health benefits plan premium.....												
16. Workers' compensation.....												
17.1 Other liability-occurrence.....												
17.2 Other liability-claims-made.....												
17.3 Excess workers' compensation.....												
18. Products liability.....												
19.1 Private passenger auto no-fault (personal injury protection).....												
19.2 Other private passenger auto liability.....												
19.3 Commercial auto no-fault (personal injury protection).....												
19.4 Other commercial auto liability.....												
21.1 Private passenger auto physical damage.....												
21.2 Commercial auto physical damage.....												
22. Aircraft (all perils).....												
23. Fidelity.....												
24. Surety.....												
26. Burglary and theft.....												
27. Boiler and machinery.....												
28. Credit.....												
30. Warranty.....												
34. Aggregate write-ins for other lines of business.....	0	0	0	0	0	0	0	0	0	0	0	0
35. TOTALS (a).....	0	0	0	0	0	0	0	0	0	0	0	0

DETAILS OF WRITE-INS

3401. ....												
3402. ....												
3403. ....												
3498. Summary of remaining write-ins for Line 34 from overflow page.....	0	0	0	0	0	0	0	0	0	0	0	0
3499. TOTALS (Lines 3401 through 3403 plus 3498) (Line 34 above).....	0	0	0	0	0	0	0	0	0	0	0	0

(a) Finance and service charges not included in Lines 1 to 35 \$.....0.  
(b) For health business on indicated lines report: Number of persons insured under PPO managed care products.....0 and number of persons insured under indemnity only products.....0.

**EXHIBIT OF PREMIUMS AND LOSSES (Statutory Page 14)**



NAIC Group Code.....0140    NAIC Company Code....15580    BUSINESS IN Other Alien #126    DURING THE YEAR

19.1A

Line of Business	Gross Premiums, Including Policy and Membership Fees, Less Return Premiums and Premiums on Policies not Taken		3 Dividends Paid or Credited to Policyholders on Direct Business	4 Direct Unearned Premium Reserves	5 Direct Losses Paid (deducting salvage)	6 Direct Losses Incurred	7 Direct Losses Unpaid	8 Direct Defense and Cost Containment Expense Paid	9 Direct Defense and Cost Containment Expense Incurred	10 Direct Defense and Cost Containment Expense Unpaid	11 Commissions and Brokerage Expenses	12 Taxes, Licenses and Fees
	1 Direct Premiums Written	2 Direct Premiums Earned										
1. Fire.....												
2.1 Allied lines.....												
2.2 Multiple peril crop.....												
2.3 Federal flood.....												
2.4 Private crop.....												
2.5 Private flood.....												
3. Farmowners multiple peril.....												
4. Homeowners multiple peril.....												
5.1 Commercial multiple peril (non-liability portion).....												
5.2 Commercial multiple peril (liability portion).....												
6. Mortgage guaranty.....												
8. Ocean marine.....												
9. Inland marine.....												
10. Financial guaranty.....												
11. Medical professional liability.....												
12. Earthquake.....												
13. Group accident and health (b).....												
14. Credit A&H (group and individual).....												
15.1 Collectively renewable A&H (b).....												
15.2 Non-cancelable A&H (b).....												
15.3 Guaranteed renewable A&H (b).....												
15.4 Non-renewable for stated reasons only (b).....												
15.5 Other accident only.....												
15.6 Medicare Title XVIII exempt from state taxes or fees.....												
15.7 All other A&H (b).....												
15.8 Federal employees health benefits plan premium.....												
16. Workers' compensation.....												
17.1 Other liability-occurrence.....												
17.2 Other liability-claims-made.....												
17.3 Excess workers' compensation.....												
18. Products liability.....												
19.1 Private passenger auto no-fault (personal injury protection).....												
19.2 Other private passenger auto liability.....												
19.3 Commercial auto no-fault (personal injury protection).....												
19.4 Other commercial auto liability.....												
21.1 Private passenger auto physical damage.....												
21.2 Commercial auto physical damage.....												
22. Aircraft (all perils).....												
23. Fidelity.....												
24. Surety.....												
26. Burglary and theft.....												
27. Boiler and machinery.....												
28. Credit.....												
30. Warranty.....												
34. Aggregate write-ins for other lines of business.....	0	0	0	0	0	0	0	0	0	0	0	0
35. TOTALS (a).....	0	0	0	0	0	0	0	0	0	0	0	0

**DETAILS OF WRITE-INS**

3401. ....												
3402. ....												
3403. ....												
3498. Summary of remaining write-ins for Line 34 from overflow page.....	0	0	0	0	0	0	0	0	0	0	0	0
3499. TOTALS (Lines 3401 through 3403 plus 3498) (Line 34 above).....	0	0	0	0	0	0	0	0	0	0	0	0

(a) Finance and service charges not included in Lines 1 to 35 \$.....0.  
(b) For health business on indicated lines report: Number of persons insured under PPO managed care products.....0 and number of persons insured under indemnity only products.....0.

**EXHIBIT OF PREMIUMS AND LOSSES (Statutory Page 14)**



NAIC Group Code.....0140    NAIC Company Code....15580    BUSINESS IN Other Alien #127    DURING THE YEAR

19.1B

Line of Business	Gross Premiums, Including Policy and Membership Fees, Less Return Premiums and Premiums on Policies not Taken		3 Dividends Paid or Credited to Policyholders on Direct Business	4 Direct Unearned Premium Reserves	5 Direct Losses Paid (deducting salvage)	6 Direct Losses Incurred	7 Direct Losses Unpaid	8 Direct Defense and Cost Containment Expense Paid	9 Direct Defense and Cost Containment Expense Incurred	10 Direct Defense and Cost Containment Expense Unpaid	11 Commissions and Brokerage Expenses	12 Taxes, Licenses and Fees
	1 Direct Premiums Written	2 Direct Premiums Earned										
1. Fire.....												
2.1 Allied lines.....												
2.2 Multiple peril crop.....												
2.3 Federal flood.....												
2.4 Private crop.....												
2.5 Private flood.....												
3. Farmowners multiple peril.....												
4. Homeowners multiple peril.....												
5.1 Commercial multiple peril (non-liability portion).....												
5.2 Commercial multiple peril (liability portion).....												
6. Mortgage guaranty.....												
8. Ocean marine.....												
9. Inland marine.....												
10. Financial guaranty.....												
11. Medical professional liability.....												
12. Earthquake.....												
13. Group accident and health (b).....												
14. Credit A&H (group and individual).....												
15.1 Collectively renewable A&H (b).....												
15.2 Non-cancelable A&H (b).....												
15.3 Guaranteed renewable A&H (b).....												
15.4 Non-renewable for stated reasons only (b).....												
15.5 Other accident only.....												
15.6 Medicare Title XVIII exempt from state taxes or fees.....												
15.7 All other A&H (b).....												
15.8 Federal employees health benefits plan premium.....												
16. Workers' compensation.....												
17.1 Other liability-occurrence.....												
17.2 Other liability-claims-made.....												
17.3 Excess workers' compensation.....												
18. Products liability.....												
19.1 Private passenger auto no-fault (personal injury protection).....												
19.2 Other private passenger auto liability.....												
19.3 Commercial auto no-fault (personal injury protection).....												
19.4 Other commercial auto liability.....												
21.1 Private passenger auto physical damage.....												
21.2 Commercial auto physical damage.....												
22. Aircraft (all perils).....												
23. Fidelity.....												
24. Surety.....												
26. Burglary and theft.....												
27. Boiler and machinery.....												
28. Credit.....												
30. Warranty.....												
34. Aggregate write-ins for other lines of business.....	0	0	0	0	0	0	0	0	0	0	0	0
35. TOTALS (a).....	0	0	0	0	0	0	0	0	0	0	0	0

DETAILS OF WRITE-INS

3401. ....												
3402. ....												
3403. ....												
3498. Summary of remaining write-ins for Line 34 from overflow page.....	0	0	0	0	0	0	0	0	0	0	0	0
3499. TOTALS (Lines 3401 through 3403 plus 3498) (Line 34 above).....	0	0	0	0	0	0	0	0	0	0	0	0

(a) Finance and service charges not included in Lines 1 to 35 \$.....0.  
(b) For health business on indicated lines report: Number of persons insured under PPO managed care products.....0 and number of persons insured under indemnity only products.....0.



**EXHIBIT OF PREMIUMS AND LOSSES (Statutory Page 14)**



NAIC Group Code.....0140    NAIC Company Code....15580    BUSINESS IN Other Alien #128    DURING THE YEAR

19.1C

Line of Business	Gross Premiums, Including Policy and Membership Fees, Less Return Premiums and Premiums on Policies not Taken		3 Dividends Paid or Credited to Policyholders on Direct Business	4 Direct Unearned Premium Reserves	5 Direct Losses Paid (deducting salvage)	6 Direct Losses Incurred	7 Direct Losses Unpaid	8 Direct Defense and Cost Containment Expense Paid	9 Direct Defense and Cost Containment Expense Incurred	10 Direct Defense and Cost Containment Expense Unpaid	11 Commissions and Brokerage Expenses	12 Taxes, Licenses and Fees
	1 Direct Premiums Written	2 Direct Premiums Earned										
1. Fire.....												
2.1 Allied lines.....												
2.2 Multiple peril crop.....												
2.3 Federal flood.....												
2.4 Private crop.....												
2.5 Private flood.....												
3. Farmowners multiple peril.....												
4. Homeowners multiple peril.....												
5.1 Commercial multiple peril (non-liability portion).....												
5.2 Commercial multiple peril (liability portion).....												
6. Mortgage guaranty.....												
8. Ocean marine.....												
9. Inland marine.....												
10. Financial guaranty.....												
11. Medical professional liability.....												
12. Earthquake.....												
13. Group accident and health (b).....												
14. Credit A&H (group and individual).....												
15.1 Collectively renewable A&H (b).....												
15.2 Non-cancelable A&H (b).....												
15.3 Guaranteed renewable A&H (b).....												
15.4 Non-renewable for stated reasons only (b).....												
15.5 Other accident only.....												
15.6 Medicare Title XVIII exempt from state taxes or fees.....												
15.7 All other A&H (b).....												
15.8 Federal employees health benefits plan premium.....												
16. Workers' compensation.....												
17.1 Other liability-occurrence.....												
17.2 Other liability-claims-made.....												
17.3 Excess workers' compensation.....												
18. Products liability.....												
19.1 Private passenger auto no-fault (personal injury protection).....												
19.2 Other private passenger auto liability.....												
19.3 Commercial auto no-fault (personal injury protection).....												
19.4 Other commercial auto liability.....												
21.1 Private passenger auto physical damage.....												
21.2 Commercial auto physical damage.....												
22. Aircraft (all perils).....												
23. Fidelity.....												
24. Surety.....												
26. Burglary and theft.....												
27. Boiler and machinery.....												
28. Credit.....												
30. Warranty.....												
34. Aggregate write-ins for other lines of business.....	0	0	0	0	0	0	0	0	0	0	0	0
35. TOTALS (a).....	0	0	0	0	0	0	0	0	0	0	0	0

**DETAILS OF WRITE-INS**

3401. ....												
3402. ....												
3403. ....												
3498. Summary of remaining write-ins for Line 34 from overflow page.....	0	0	0	0	0	0	0	0	0	0	0	0
3499. TOTALS (Lines 3401 through 3403 plus 3498) (Line 34 above).....	0	0	0	0	0	0	0	0	0	0	0	0

(a) Finance and service charges not included in Lines 1 to 35 \$.....0.  
(b) For health business on indicated lines report: Number of persons insured under PPO managed care products.....0 and number of persons insured under indemnity only products.....0.

**EXHIBIT OF PREMIUMS AND LOSSES (Statutory Page 14)**



NAIC Group Code.....0140    NAIC Company Code....15580

BUSINESS IN Other Alien #129    DURING THE YEAR

19.1D

Line of Business	Gross Premiums, Including Policy and Membership Fees, Less Return Premiums and Premiums on Policies not Taken		3 Dividends Paid or Credited to Policyholders on Direct Business	4 Direct Unearned Premium Reserves	5 Direct Losses Paid (deducting salvage)	6 Direct Losses Incurred	7 Direct Losses Unpaid	8 Direct Defense and Cost Containment Expense Paid	9 Direct Defense and Cost Containment Expense Incurred	10 Direct Defense and Cost Containment Expense Unpaid	11 Commissions and Brokerage Expenses	12 Taxes, Licenses and Fees
	1 Direct Premiums Written	2 Direct Premiums Earned										
1. Fire.....												
2.1 Allied lines.....												
2.2 Multiple peril crop.....												
2.3 Federal flood.....												
2.4 Private crop.....												
2.5 Private flood.....												
3. Farmowners multiple peril.....												
4. Homeowners multiple peril.....												
5.1 Commercial multiple peril (non-liability portion).....												
5.2 Commercial multiple peril (liability portion).....												
6. Mortgage guaranty.....												
8. Ocean marine.....												
9. Inland marine.....												
10. Financial guaranty.....												
11. Medical professional liability.....												
12. Earthquake.....												
13. Group accident and health (b).....												
14. Credit A&H (group and individual).....												
15.1 Collectively renewable A&H (b).....												
15.2 Non-cancelable A&H (b).....												
15.3 Guaranteed renewable A&H (b).....												
15.4 Non-renewable for stated reasons only (b).....												
15.5 Other accident only.....												
15.6 Medicare Title XVIII exempt from state taxes or fees.....												
15.7 All other A&H (b).....												
15.8 Federal employees health benefits plan premium.....												
16. Workers' compensation.....												
17.1 Other liability-occurrence.....												
17.2 Other liability-claims-made.....												
17.3 Excess workers' compensation.....												
18. Products liability.....												
19.1 Private passenger auto no-fault (personal injury protection).....												
19.2 Other private passenger auto liability.....												
19.3 Commercial auto no-fault (personal injury protection).....												
19.4 Other commercial auto liability.....												
21.1 Private passenger auto physical damage.....												
21.2 Commercial auto physical damage.....												
22. Aircraft (all perils).....												
23. Fidelity.....												
24. Surety.....												
26. Burglary and theft.....												
27. Boiler and machinery.....												
28. Credit.....												
30. Warranty.....												
34. Aggregate write-ins for other lines of business.....	0	0	0	0	0	0	0	0	0	0	0	0
35. TOTALS (a).....	0	0	0	0	0	0	0	0	0	0	0	0

**DETAILS OF WRITE-INS**

3401. ....												
3402. ....												
3403. ....												
3498. Summary of remaining write-ins for Line 34 from overflow page.....	0	0	0	0	0	0	0	0	0	0	0	0
3499. TOTALS (Lines 3401 through 3403 plus 3498) (Line 34 above).....	0	0	0	0	0	0	0	0	0	0	0	0

(a) Finance and service charges not included in Lines 1 to 35 \$.....0.  
(b) For health business on indicated lines report: Number of persons insured under PPO managed care products.....0 and number of persons insured under indemnity only products.....0.

**EXHIBIT OF PREMIUMS AND LOSSES (Statutory Page 14)**



NAIC Group Code.....0140    NAIC Company Code....15580    BUSINESS IN Other Alien #130    DURING THE YEAR

19.1E

Line of Business	Gross Premiums, Including Policy and Membership Fees, Less Return Premiums and Premiums on Policies not Taken		3 Dividends Paid or Credited to Policyholders on Direct Business	4 Direct Unearned Premium Reserves	5 Direct Losses Paid (deducting salvage)	6 Direct Losses Incurred	7 Direct Losses Unpaid	8 Direct Defense and Cost Containment Expense Paid	9 Direct Defense and Cost Containment Expense Incurred	10 Direct Defense and Cost Containment Expense Unpaid	11 Commissions and Brokerage Expenses	12 Taxes, Licenses and Fees
	1 Direct Premiums Written	2 Direct Premiums Earned										
1. Fire.....												
2.1 Allied lines.....												
2.2 Multiple peril crop.....												
2.3 Federal flood.....												
2.4 Private crop.....												
2.5 Private flood.....												
3. Farmowners multiple peril.....												
4. Homeowners multiple peril.....												
5.1 Commercial multiple peril (non-liability portion).....												
5.2 Commercial multiple peril (liability portion).....												
6. Mortgage guaranty.....												
8. Ocean marine.....												
9. Inland marine.....												
10. Financial guaranty.....												
11. Medical professional liability.....												
12. Earthquake.....												
13. Group accident and health (b).....												
14. Credit A&H (group and individual).....												
15.1 Collectively renewable A&H (b).....												
15.2 Non-cancelable A&H (b).....												
15.3 Guaranteed renewable A&H (b).....												
15.4 Non-renewable for stated reasons only (b).....												
15.5 Other accident only.....												
15.6 Medicare Title XVIII exempt from state taxes or fees.....												
15.7 All other A&H (b).....												
15.8 Federal employees health benefits plan premium.....												
16. Workers' compensation.....												
17.1 Other liability-occurrence.....												
17.2 Other liability-claims-made.....												
17.3 Excess workers' compensation.....												
18. Products liability.....												
19.1 Private passenger auto no-fault (personal injury protection).....												
19.2 Other private passenger auto liability.....												
19.3 Commercial auto no-fault (personal injury protection).....												
19.4 Other commercial auto liability.....												
21.1 Private passenger auto physical damage.....												
21.2 Commercial auto physical damage.....												
22. Aircraft (all perils).....												
23. Fidelity.....												
24. Surety.....												
26. Burglary and theft.....												
27. Boiler and machinery.....												
28. Credit.....												
30. Warranty.....												
34. Aggregate write-ins for other lines of business.....	0	0	0	0	0	0	0	0	0	0	0	0
35. TOTALS (a).....	0	0	0	0	0	0	0	0	0	0	0	0

**DETAILS OF WRITE-INS**

3401. ....												
3402. ....												
3403. ....												
3498. Summary of remaining write-ins for Line 34 from overflow page.....	0	0	0	0	0	0	0	0	0	0	0	0
3499. TOTALS (Lines 3401 through 3403 plus 3498) (Line 34 above).....	0	0	0	0	0	0	0	0	0	0	0	0

(a) Finance and service charges not included in Lines 1 to 35 \$.....0.  
(b) For health business on indicated lines report: Number of persons insured under PPO managed care products.....0 and number of persons insured under indemnity only products.....0.

**EXHIBIT OF PREMIUMS AND LOSSES (Statutory Page 14)**



NAIC Group Code.....0140    NAIC Company Code....15580    BUSINESS IN Other Alien #131    DURING THE YEAR

19.1F

Line of Business	Gross Premiums, Including Policy and Membership Fees, Less Return Premiums and Premiums on Policies not Taken		3 Dividends Paid or Credited to Policyholders on Direct Business	4 Direct Unearned Premium Reserves	5 Direct Losses Paid (deducting salvage)	6 Direct Losses Incurred	7 Direct Losses Unpaid	8 Direct Defense and Cost Containment Expense Paid	9 Direct Defense and Cost Containment Expense Incurred	10 Direct Defense and Cost Containment Expense Unpaid	11 Commissions and Brokerage Expenses	12 Taxes, Licenses and Fees
	1 Direct Premiums Written	2 Direct Premiums Earned										
1. Fire.....												
2.1 Allied lines.....												
2.2 Multiple peril crop.....												
2.3 Federal flood.....												
2.4 Private crop.....												
2.5 Private flood.....												
3. Farmowners multiple peril.....												
4. Homeowners multiple peril.....												
5.1 Commercial multiple peril (non-liability portion).....												
5.2 Commercial multiple peril (liability portion).....												
6. Mortgage guaranty.....												
8. Ocean marine.....												
9. Inland marine.....												
10. Financial guaranty.....												
11. Medical professional liability.....												
12. Earthquake.....												
13. Group accident and health (b).....												
14. Credit A&H (group and individual).....												
15.1 Collectively renewable A&H (b).....												
15.2 Non-cancelable A&H (b).....												
15.3 Guaranteed renewable A&H (b).....												
15.4 Non-renewable for stated reasons only (b).....												
15.5 Other accident only.....												
15.6 Medicare Title XVIII exempt from state taxes or fees.....												
15.7 All other A&H (b).....												
15.8 Federal employees health benefits plan premium.....												
16. Workers' compensation.....												
17.1 Other liability-occurrence.....												
17.2 Other liability-claims-made.....												
17.3 Excess workers' compensation.....												
18. Products liability.....												
19.1 Private passenger auto no-fault (personal injury protection).....												
19.2 Other private passenger auto liability.....												
19.3 Commercial auto no-fault (personal injury protection).....												
19.4 Other commercial auto liability.....												
21.1 Private passenger auto physical damage.....												
21.2 Commercial auto physical damage.....												
22. Aircraft (all perils).....												
23. Fidelity.....												
24. Surety.....												
26. Burglary and theft.....												
27. Boiler and machinery.....												
28. Credit.....												
30. Warranty.....												
34. Aggregate write-ins for other lines of business.....	0	0	0	0	0	0	0	0	0	0	0	0
35. TOTALS (a).....	0	0	0	0	0	0	0	0	0	0	0	0

DETAILS OF WRITE-INS

3401. ....												
3402. ....												
3403. ....												
3498. Summary of remaining write-ins for Line 34 from overflow page.....	0	0	0	0	0	0	0	0	0	0	0	0
3499. TOTALS (Lines 3401 through 3403 plus 3498) (Line 34 above).....	0	0	0	0	0	0	0	0	0	0	0	0

(a) Finance and service charges not included in Lines 1 to 35 \$.....0.  
(b) For health business on indicated lines report: Number of persons insured under PPO managed care products.....0 and number of persons insured under indemnity only products.....0.

**EXHIBIT OF PREMIUMS AND LOSSES (Statutory Page 14)**



NAIC Group Code.....0140    NAIC Company Code....15580    BUSINESS IN Other Alien #132    DURING THE YEAR

19.1G

Line of Business	Gross Premiums, Including Policy and Membership Fees, Less Return Premiums and Premiums on Policies not Taken		3 Dividends Paid or Credited to Policyholders on Direct Business	4 Direct Unearned Premium Reserves	5 Direct Losses Paid (deducting salvage)	6 Direct Losses Incurred	7 Direct Losses Unpaid	8 Direct Defense and Cost Containment Expense Paid	9 Direct Defense and Cost Containment Expense Incurred	10 Direct Defense and Cost Containment Expense Unpaid	11 Commissions and Brokerage Expenses	12 Taxes, Licenses and Fees
	1 Direct Premiums Written	2 Direct Premiums Earned										
1. Fire.....												
2.1 Allied lines.....												
2.2 Multiple peril crop.....												
2.3 Federal flood.....												
2.4 Private crop.....												
2.5 Private flood.....												
3. Farmowners multiple peril.....												
4. Homeowners multiple peril.....												
5.1 Commercial multiple peril (non-liability portion).....												
5.2 Commercial multiple peril (liability portion).....												
6. Mortgage guaranty.....												
8. Ocean marine.....												
9. Inland marine.....												
10. Financial guaranty.....												
11. Medical professional liability.....												
12. Earthquake.....												
13. Group accident and health (b).....												
14. Credit A&H (group and individual).....												
15.1 Collectively renewable A&H (b).....												
15.2 Non-cancelable A&H (b).....												
15.3 Guaranteed renewable A&H (b).....												
15.4 Non-renewable for stated reasons only (b).....												
15.5 Other accident only.....												
15.6 Medicare Title XVIII exempt from state taxes or fees.....												
15.7 All other A&H (b).....												
15.8 Federal employees health benefits plan premium.....												
16. Workers' compensation.....												
17.1 Other liability-occurrence.....												
17.2 Other liability-claims-made.....												
17.3 Excess workers' compensation.....												
18. Products liability.....												
19.1 Private passenger auto no-fault (personal injury protection).....												
19.2 Other private passenger auto liability.....												
19.3 Commercial auto no-fault (personal injury protection).....												
19.4 Other commercial auto liability.....												
21.1 Private passenger auto physical damage.....												
21.2 Commercial auto physical damage.....												
22. Aircraft (all perils).....												
23. Fidelity.....												
24. Surety.....												
26. Burglary and theft.....												
27. Boiler and machinery.....												
28. Credit.....												
30. Warranty.....												
34. Aggregate write-ins for other lines of business.....	0	0	0	0	0	0	0	0	0	0	0	0
35. TOTALS (a).....	0	0	0	0	0	0	0	0	0	0	0	0

DETAILS OF WRITE-INS

3401. ....												
3402. ....												
3403. ....												
3498. Summary of remaining write-ins for Line 34 from overflow page.....	0	0	0	0	0	0	0	0	0	0	0	0
3499. TOTALS (Lines 3401 through 3403 plus 3498) (Line 34 above).....	0	0	0	0	0	0	0	0	0	0	0	0

(a) Finance and service charges not included in Lines 1 to 35 \$.....0.  
(b) For health business on indicated lines report: Number of persons insured under PPO managed care products.....0 and number of persons insured under indemnity only products.....0.

**EXHIBIT OF PREMIUMS AND LOSSES (Statutory Page 14)**



NAIC Group Code.....0140    NAIC Company Code....15580    BUSINESS IN Other Alien #133    DURING THE YEAR

19.1H

Line of Business	Gross Premiums, Including Policy and Membership Fees, Less Return Premiums and Premiums on Policies not Taken		3 Dividends Paid or Credited to Policyholders on Direct Business	4 Direct Unearned Premium Reserves	5 Direct Losses Paid (deducting salvage)	6 Direct Losses Incurred	7 Direct Losses Unpaid	8 Direct Defense and Cost Containment Expense Paid	9 Direct Defense and Cost Containment Expense Incurred	10 Direct Defense and Cost Containment Expense Unpaid	11 Commissions and Brokerage Expenses	12 Taxes, Licenses and Fees
	1 Direct Premiums Written	2 Direct Premiums Earned										
1. Fire.....												
2.1 Allied lines.....												
2.2 Multiple peril crop.....												
2.3 Federal flood.....												
2.4 Private crop.....												
2.5 Private flood.....												
3. Farmowners multiple peril.....												
4. Homeowners multiple peril.....												
5.1 Commercial multiple peril (non-liability portion).....												
5.2 Commercial multiple peril (liability portion).....												
6. Mortgage guaranty.....												
8. Ocean marine.....												
9. Inland marine.....												
10. Financial guaranty.....												
11. Medical professional liability.....												
12. Earthquake.....												
13. Group accident and health (b).....												
14. Credit A&H (group and individual).....												
15.1 Collectively renewable A&H (b).....												
15.2 Non-cancelable A&H (b).....												
15.3 Guaranteed renewable A&H (b).....												
15.4 Non-renewable for stated reasons only (b).....												
15.5 Other accident only.....												
15.6 Medicare Title XVIII exempt from state taxes or fees.....												
15.7 All other A&H (b).....												
15.8 Federal employees health benefits plan premium.....												
16. Workers' compensation.....												
17.1 Other liability-occurrence.....												
17.2 Other liability-claims-made.....												
17.3 Excess workers' compensation.....												
18. Products liability.....												
19.1 Private passenger auto no-fault (personal injury protection).....												
19.2 Other private passenger auto liability.....												
19.3 Commercial auto no-fault (personal injury protection).....												
19.4 Other commercial auto liability.....												
21.1 Private passenger auto physical damage.....												
21.2 Commercial auto physical damage.....												
22. Aircraft (all perils).....												
23. Fidelity.....												
24. Surety.....												
26. Burglary and theft.....												
27. Boiler and machinery.....												
28. Credit.....												
30. Warranty.....												
34. Aggregate write-ins for other lines of business.....	0	0	0	0	0	0	0	0	0	0	0	0
35. TOTALS (a).....	0	0	0	0	0	0	0	0	0	0	0	0

DETAILS OF WRITE-INS

3401. ....												
3402. ....												
3403. ....												
3498. Summary of remaining write-ins for Line 34 from overflow page.....	0	0	0	0	0	0	0	0	0	0	0	0
3499. TOTALS (Lines 3401 through 3403 plus 3498) (Line 34 above).....	0	0	0	0	0	0	0	0	0	0	0	0

(a) Finance and service charges not included in Lines 1 to 35 \$.....0.  
(b) For health business on indicated lines report: Number of persons insured under PPO managed care products.....0 and number of persons insured under indemnity only products.....0.

**EXHIBIT OF PREMIUMS AND LOSSES (Statutory Page 14)**



NAIC Group Code.....0140    NAIC Company Code....15580    BUSINESS IN Other Alien #134    DURING THE YEAR

19.11

Line of Business	Gross Premiums, Including Policy and Membership Fees, Less Return Premiums and Premiums on Policies not Taken		3 Dividends Paid or Credited to Policyholders on Direct Business	4 Direct Unearned Premium Reserves	5 Direct Losses Paid (deducting salvage)	6 Direct Losses Incurred	7 Direct Losses Unpaid	8 Direct Defense and Cost Containment Expense Paid	9 Direct Defense and Cost Containment Expense Incurred	10 Direct Defense and Cost Containment Expense Unpaid	11 Commissions and Brokerage Expenses	12 Taxes, Licenses and Fees
	1 Direct Premiums Written	2 Direct Premiums Earned										
1. Fire.....												
2.1 Allied lines.....												
2.2 Multiple peril crop.....												
2.3 Federal flood.....												
2.4 Private crop.....												
2.5 Private flood.....												
3. Farmowners multiple peril.....												
4. Homeowners multiple peril.....												
5.1 Commercial multiple peril (non-liability portion).....												
5.2 Commercial multiple peril (liability portion).....												
6. Mortgage guaranty.....												
8. Ocean marine.....												
9. Inland marine.....												
10. Financial guaranty.....												
11. Medical professional liability.....												
12. Earthquake.....												
13. Group accident and health (b).....												
14. Credit A&H (group and individual).....												
15.1 Collectively renewable A&H (b).....												
15.2 Non-cancelable A&H (b).....												
15.3 Guaranteed renewable A&H (b).....												
15.4 Non-renewable for stated reasons only (b).....												
15.5 Other accident only.....												
15.6 Medicare Title XVIII exempt from state taxes or fees.....												
15.7 All other A&H (b).....												
15.8 Federal employees health benefits plan premium.....												
16. Workers' compensation.....												
17.1 Other liability-occurrence.....												
17.2 Other liability-claims-made.....												
17.3 Excess workers' compensation.....												
18. Products liability.....												
19.1 Private passenger auto no-fault (personal injury protection).....												
19.2 Other private passenger auto liability.....												
19.3 Commercial auto no-fault (personal injury protection).....												
19.4 Other commercial auto liability.....												
21.1 Private passenger auto physical damage.....												
21.2 Commercial auto physical damage.....												
22. Aircraft (all perils).....												
23. Fidelity.....												
24. Surety.....												
26. Burglary and theft.....												
27. Boiler and machinery.....												
28. Credit.....												
30. Warranty.....												
34. Aggregate write-ins for other lines of business.....	0	0	0	0	0	0	0	0	0	0	0	0
35. TOTALS (a).....	0	0	0	0	0	0	0	0	0	0	0	0

DETAILS OF WRITE-INS

3401. ....												
3402. ....												
3403. ....												
3498. Summary of remaining write-ins for Line 34 from overflow page.....	0	0	0	0	0	0	0	0	0	0	0	0
3499. TOTALS (Lines 3401 through 3403 plus 3498) (Line 34 above).....	0	0	0	0	0	0	0	0	0	0	0	0

(a) Finance and service charges not included in Lines 1 to 35 \$.....0.  
(b) For health business on indicated lines report: Number of persons insured under PPO managed care products.....0 and number of persons insured under indemnity only products.....0.

**EXHIBIT OF PREMIUMS AND LOSSES (Statutory Page 14)**



NAIC Group Code.....0140    NAIC Company Code....15580    BUSINESS IN Other Alien #135    DURING THE YEAR

19.1J

Line of Business	Gross Premiums, Including Policy and Membership Fees, Less Return Premiums and Premiums on Policies not Taken		3 Dividends Paid or Credited to Policyholders on Direct Business	4 Direct Unearned Premium Reserves	5 Direct Losses Paid (deducting salvage)	6 Direct Losses Incurred	7 Direct Losses Unpaid	8 Direct Defense and Cost Containment Expense Paid	9 Direct Defense and Cost Containment Expense Incurred	10 Direct Defense and Cost Containment Expense Unpaid	11 Commissions and Brokerage Expenses	12 Taxes, Licenses and Fees
	1 Direct Premiums Written	2 Direct Premiums Earned										
1. Fire.....												
2.1 Allied lines.....												
2.2 Multiple peril crop.....												
2.3 Federal flood.....												
2.4 Private crop.....												
2.5 Private flood.....												
3. Farmowners multiple peril.....												
4. Homeowners multiple peril.....												
5.1 Commercial multiple peril (non-liability portion).....												
5.2 Commercial multiple peril (liability portion).....												
6. Mortgage guaranty.....												
8. Ocean marine.....												
9. Inland marine.....												
10. Financial guaranty.....												
11. Medical professional liability.....												
12. Earthquake.....												
13. Group accident and health (b).....												
14. Credit A&H (group and individual).....												
15.1 Collectively renewable A&H (b).....												
15.2 Non-cancelable A&H (b).....												
15.3 Guaranteed renewable A&H (b).....												
15.4 Non-renewable for stated reasons only (b).....												
15.5 Other accident only.....												
15.6 Medicare Title XVIII exempt from state taxes or fees.....												
15.7 All other A&H (b).....												
15.8 Federal employees health benefits plan premium.....												
16. Workers' compensation.....												
17.1 Other liability-occurrence.....												
17.2 Other liability-claims-made.....												
17.3 Excess workers' compensation.....												
18. Products liability.....												
19.1 Private passenger auto no-fault (personal injury protection).....												
19.2 Other private passenger auto liability.....												
19.3 Commercial auto no-fault (personal injury protection).....												
19.4 Other commercial auto liability.....												
21.1 Private passenger auto physical damage.....												
21.2 Commercial auto physical damage.....												
22. Aircraft (all perils).....												
23. Fidelity.....												
24. Surety.....												
26. Burglary and theft.....												
27. Boiler and machinery.....												
28. Credit.....												
30. Warranty.....												
34. Aggregate write-ins for other lines of business.....	0	0	0	0	0	0	0	0	0	0	0	0
35. TOTALS (a).....	0	0	0	0	0	0	0	0	0	0	0	0

DETAILS OF WRITE-INS

3401. ....												
3402. ....												
3403. ....												
3498. Summary of remaining write-ins for Line 34 from overflow page.....	0	0	0	0	0	0	0	0	0	0	0	0
3499. TOTALS (Lines 3401 through 3403 plus 3498) (Line 34 above).....	0	0	0	0	0	0	0	0	0	0	0	0

(a) Finance and service charges not included in Lines 1 to 35 \$.....0.  
(b) For health business on indicated lines report: Number of persons insured under PPO managed care products.....0 and number of persons insured under indemnity only products.....0.



**EXHIBIT OF PREMIUMS AND LOSSES (Statutory Page 14)**



NAIC Group Code.....0140    NAIC Company Code....15580    BUSINESS IN Other Alien #136    DURING THE YEAR

19.1K

Line of Business	Gross Premiums, Including Policy and Membership Fees, Less Return Premiums and Premiums on Policies not Taken		3 Dividends Paid or Credited to Policyholders on Direct Business	4 Direct Unearned Premium Reserves	5 Direct Losses Paid (deducting salvage)	6 Direct Losses Incurred	7 Direct Losses Unpaid	8 Direct Defense and Cost Containment Expense Paid	9 Direct Defense and Cost Containment Expense Incurred	10 Direct Defense and Cost Containment Expense Unpaid	11 Commissions and Brokerage Expenses	12 Taxes, Licenses and Fees
	1 Direct Premiums Written	2 Direct Premiums Earned										
1. Fire.....												
2.1 Allied lines.....												
2.2 Multiple peril crop.....												
2.3 Federal flood.....												
2.4 Private crop.....												
2.5 Private flood.....												
3. Farmowners multiple peril.....												
4. Homeowners multiple peril.....												
5.1 Commercial multiple peril (non-liability portion).....												
5.2 Commercial multiple peril (liability portion).....												
6. Mortgage guaranty.....												
8. Ocean marine.....												
9. Inland marine.....												
10. Financial guaranty.....												
11. Medical professional liability.....												
12. Earthquake.....												
13. Group accident and health (b).....												
14. Credit A&H (group and individual).....												
15.1 Collectively renewable A&H (b).....												
15.2 Non-cancelable A&H (b).....												
15.3 Guaranteed renewable A&H (b).....												
15.4 Non-renewable for stated reasons only (b).....												
15.5 Other accident only.....												
15.6 Medicare Title XVIII exempt from state taxes or fees.....												
15.7 All other A&H (b).....												
15.8 Federal employees health benefits plan premium.....												
16. Workers' compensation.....												
17.1 Other liability-occurrence.....												
17.2 Other liability-claims-made.....												
17.3 Excess workers' compensation.....												
18. Products liability.....												
19.1 Private passenger auto no-fault (personal injury protection).....												
19.2 Other private passenger auto liability.....												
19.3 Commercial auto no-fault (personal injury protection).....												
19.4 Other commercial auto liability.....												
21.1 Private passenger auto physical damage.....												
21.2 Commercial auto physical damage.....												
22. Aircraft (all perils).....												
23. Fidelity.....												
24. Surety.....												
26. Burglary and theft.....												
27. Boiler and machinery.....												
28. Credit.....												
30. Warranty.....												
34. Aggregate write-ins for other lines of business.....	0	0	0	0	0	0	0	0	0	0	0	0
35. TOTALS (a).....	0	0	0	0	0	0	0	0	0	0	0	0

DETAILS OF WRITE-INS

3401. ....												
3402. ....												
3403. ....												
3498. Summary of remaining write-ins for Line 34 from overflow page.....	0	0	0	0	0	0	0	0	0	0	0	0
3499. TOTALS (Lines 3401 through 3403 plus 3498) (Line 34 above).....	0	0	0	0	0	0	0	0	0	0	0	0

(a) Finance and service charges not included in Lines 1 to 35 \$.....0.  
(b) For health business on indicated lines report: Number of persons insured under PPO managed care products.....0 and number of persons insured under indemnity only products.....0.

**EXHIBIT OF PREMIUMS AND LOSSES (Statutory Page 14)**



NAIC Group Code.....0140    NAIC Company Code....15580    BUSINESS IN Other Alien #137    DURING THE YEAR

19.1L

Line of Business	Gross Premiums, Including Policy and Membership Fees, Less Return Premiums and Premiums on Policies not Taken		3 Dividends Paid or Credited to Policyholders on Direct Business	4 Direct Unearned Premium Reserves	5 Direct Losses Paid (deducting salvage)	6 Direct Losses Incurred	7 Direct Losses Unpaid	8 Direct Defense and Cost Containment Expense Paid	9 Direct Defense and Cost Containment Expense Incurred	10 Direct Defense and Cost Containment Expense Unpaid	11 Commissions and Brokerage Expenses	12 Taxes, Licenses and Fees
	1 Direct Premiums Written	2 Direct Premiums Earned										
1. Fire.....												
2.1 Allied lines.....												
2.2 Multiple peril crop.....												
2.3 Federal flood.....												
2.4 Private crop.....												
2.5 Private flood.....												
3. Farmowners multiple peril.....												
4. Homeowners multiple peril.....												
5.1 Commercial multiple peril (non-liability portion).....												
5.2 Commercial multiple peril (liability portion).....												
6. Mortgage guaranty.....												
8. Ocean marine.....												
9. Inland marine.....												
10. Financial guaranty.....												
11. Medical professional liability.....												
12. Earthquake.....												
13. Group accident and health (b).....												
14. Credit A&H (group and individual).....												
15.1 Collectively renewable A&H (b).....												
15.2 Non-cancelable A&H (b).....												
15.3 Guaranteed renewable A&H (b).....												
15.4 Non-renewable for stated reasons only (b).....												
15.5 Other accident only.....												
15.6 Medicare Title XVIII exempt from state taxes or fees.....												
15.7 All other A&H (b).....												
15.8 Federal employees health benefits plan premium.....												
16. Workers' compensation.....												
17.1 Other liability-occurrence.....												
17.2 Other liability-claims-made.....												
17.3 Excess workers' compensation.....												
18. Products liability.....												
19.1 Private passenger auto no-fault (personal injury protection).....												
19.2 Other private passenger auto liability.....												
19.3 Commercial auto no-fault (personal injury protection).....												
19.4 Other commercial auto liability.....												
21.1 Private passenger auto physical damage.....												
21.2 Commercial auto physical damage.....												
22. Aircraft (all perils).....												
23. Fidelity.....												
24. Surety.....												
26. Burglary and theft.....												
27. Boiler and machinery.....												
28. Credit.....												
30. Warranty.....												
34. Aggregate write-ins for other lines of business.....	0	0	0	0	0	0	0	0	0	0	0	0
35. TOTALS (a).....	0	0	0	0	0	0	0	0	0	0	0	0

DETAILS OF WRITE-INS

3401. ....												
3402. ....												
3403. ....												
3498. Summary of remaining write-ins for Line 34 from overflow page.....	0	0	0	0	0	0	0	0	0	0	0	0
3499. TOTALS (Lines 3401 through 3403 plus 3498) (Line 34 above).....	0	0	0	0	0	0	0	0	0	0	0	0

(a) Finance and service charges not included in Lines 1 to 35 \$.....0.  
(b) For health business on indicated lines report: Number of persons insured under PPO managed care products.....0 and number of persons insured under indemnity only products.....0.

**EXHIBIT OF PREMIUMS AND LOSSES (Statutory Page 14)**



NAIC Group Code.....0140    NAIC Company Code....15580    BUSINESS IN Other Alien #138    DURING THE YEAR

19.1M

Line of Business	Gross Premiums, Including Policy and Membership Fees, Less Return Premiums and Premiums on Policies not Taken		3 Dividends Paid or Credited to Policyholders on Direct Business	4 Direct Unearned Premium Reserves	5 Direct Losses Paid (deducting salvage)	6 Direct Losses Incurred	7 Direct Losses Unpaid	8 Direct Defense and Cost Containment Expense Paid	9 Direct Defense and Cost Containment Expense Incurred	10 Direct Defense and Cost Containment Expense Unpaid	11 Commissions and Brokerage Expenses	12 Taxes, Licenses and Fees
	1 Direct Premiums Written	2 Direct Premiums Earned										
1. Fire.....												
2.1 Allied lines.....												
2.2 Multiple peril crop.....												
2.3 Federal flood.....												
2.4 Private crop.....												
2.5 Private flood.....												
3. Farmowners multiple peril.....												
4. Homeowners multiple peril.....												
5.1 Commercial multiple peril (non-liability portion).....												
5.2 Commercial multiple peril (liability portion).....												
6. Mortgage guaranty.....												
8. Ocean marine.....												
9. Inland marine.....												
10. Financial guaranty.....												
11. Medical professional liability.....												
12. Earthquake.....												
13. Group accident and health (b).....												
14. Credit A&H (group and individual).....												
15.1 Collectively renewable A&H (b).....												
15.2 Non-cancelable A&H (b).....												
15.3 Guaranteed renewable A&H (b).....												
15.4 Non-renewable for stated reasons only (b).....												
15.5 Other accident only.....												
15.6 Medicare Title XVIII exempt from state taxes or fees.....												
15.7 All other A&H (b).....												
15.8 Federal employees health benefits plan premium.....												
16. Workers' compensation.....												
17.1 Other liability-occurrence.....												
17.2 Other liability-claims-made.....												
17.3 Excess workers' compensation.....												
18. Products liability.....												
19.1 Private passenger auto no-fault (personal injury protection).....												
19.2 Other private passenger auto liability.....												
19.3 Commercial auto no-fault (personal injury protection).....												
19.4 Other commercial auto liability.....												
21.1 Private passenger auto physical damage.....												
21.2 Commercial auto physical damage.....												
22. Aircraft (all perils).....												
23. Fidelity.....												
24. Surety.....												
26. Burglary and theft.....												
27. Boiler and machinery.....												
28. Credit.....												
30. Warranty.....												
34. Aggregate write-ins for other lines of business.....	0	0	0	0	0	0	0	0	0	0	0	0
35. TOTALS (a).....	0	0	0	0	0	0	0	0	0	0	0	0

DETAILS OF WRITE-INS

3401. ....												
3402. ....												
3403. ....												
3498. Summary of remaining write-ins for Line 34 from overflow page.....	0	0	0	0	0	0	0	0	0	0	0	0
3499. TOTALS (Lines 3401 through 3403 plus 3498) (Line 34 above).....	0	0	0	0	0	0	0	0	0	0	0	0

(a) Finance and service charges not included in Lines 1 to 35 \$.....0.  
(b) For health business on indicated lines report: Number of persons insured under PPO managed care products.....0 and number of persons insured under indemnity only products.....0.

**EXHIBIT OF PREMIUMS AND LOSSES (Statutory Page 14)**



NAIC Group Code.....0140    NAIC Company Code....15580    BUSINESS IN Other Alien #139    DURING THE YEAR

19.1N

Line of Business	Gross Premiums, Including Policy and Membership Fees, Less Return Premiums and Premiums on Policies not Taken		3 Dividends Paid or Credited to Policyholders on Direct Business	4 Direct Unearned Premium Reserves	5 Direct Losses Paid (deducting salvage)	6 Direct Losses Incurred	7 Direct Losses Unpaid	8 Direct Defense and Cost Containment Expense Paid	9 Direct Defense and Cost Containment Expense Incurred	10 Direct Defense and Cost Containment Expense Unpaid	11 Commissions and Brokerage Expenses	12 Taxes, Licenses and Fees
	1 Direct Premiums Written	2 Direct Premiums Earned										
1. Fire.....												
2.1 Allied lines.....												
2.2 Multiple peril crop.....												
2.3 Federal flood.....												
2.4 Private crop.....												
2.5 Private flood.....												
3. Farmowners multiple peril.....												
4. Homeowners multiple peril.....												
5.1 Commercial multiple peril (non-liability portion).....												
5.2 Commercial multiple peril (liability portion).....												
6. Mortgage guaranty.....												
8. Ocean marine.....												
9. Inland marine.....												
10. Financial guaranty.....												
11. Medical professional liability.....												
12. Earthquake.....												
13. Group accident and health (b).....												
14. Credit A&H (group and individual).....												
15.1 Collectively renewable A&H (b).....												
15.2 Non-cancelable A&H (b).....												
15.3 Guaranteed renewable A&H (b).....												
15.4 Non-renewable for stated reasons only (b).....												
15.5 Other accident only.....												
15.6 Medicare Title XVIII exempt from state taxes or fees.....												
15.7 All other A&H (b).....												
15.8 Federal employees health benefits plan premium.....												
16. Workers' compensation.....												
17.1 Other liability-occurrence.....												
17.2 Other liability-claims-made.....												
17.3 Excess workers' compensation.....												
18. Products liability.....												
19.1 Private passenger auto no-fault (personal injury protection).....												
19.2 Other private passenger auto liability.....												
19.3 Commercial auto no-fault (personal injury protection).....												
19.4 Other commercial auto liability.....												
21.1 Private passenger auto physical damage.....												
21.2 Commercial auto physical damage.....												
22. Aircraft (all perils).....												
23. Fidelity.....												
24. Surety.....												
26. Burglary and theft.....												
27. Boiler and machinery.....												
28. Credit.....												
30. Warranty.....												
34. Aggregate write-ins for other lines of business.....	0	0	0	0	0	0	0	0	0	0	0	0
35. TOTALS (a).....	0	0	0	0	0	0	0	0	0	0	0	0

DETAILS OF WRITE-INS

3401. ....												
3402. ....												
3403. ....												
3498. Summary of remaining write-ins for Line 34 from overflow page.....	0	0	0	0	0	0	0	0	0	0	0	0
3499. TOTALS (Lines 3401 through 3403 plus 3498) (Line 34 above).....	0	0	0	0	0	0	0	0	0	0	0	0

(a) Finance and service charges not included in Lines 1 to 35 \$.....0.  
(b) For health business on indicated lines report: Number of persons insured under PPO managed care products.....0 and number of persons insured under indemnity only products.....0.

**EXHIBIT OF PREMIUMS AND LOSSES (Statutory Page 14)**



NAIC Group Code.....0140    NAIC Company Code....15580    BUSINESS IN Other Alien #140    DURING THE YEAR

19.10

Line of Business	Gross Premiums, Including Policy and Membership Fees, Less Return Premiums and Premiums on Policies not Taken		3 Dividends Paid or Credited to Policyholders on Direct Business	4 Direct Unearned Premium Reserves	5 Direct Losses Paid (deducting salvage)	6 Direct Losses Incurred	7 Direct Losses Unpaid	8 Direct Defense and Cost Containment Expense Paid	9 Direct Defense and Cost Containment Expense Incurred	10 Direct Defense and Cost Containment Expense Unpaid	11 Commissions and Brokerage Expenses	12 Taxes, Licenses and Fees
	1 Direct Premiums Written	2 Direct Premiums Earned										
1. Fire.....												
2.1 Allied lines.....												
2.2 Multiple peril crop.....												
2.3 Federal flood.....												
2.4 Private crop.....												
2.5 Private flood.....												
3. Farmowners multiple peril.....												
4. Homeowners multiple peril.....												
5.1 Commercial multiple peril (non-liability portion).....												
5.2 Commercial multiple peril (liability portion).....												
6. Mortgage guaranty.....												
8. Ocean marine.....												
9. Inland marine.....												
10. Financial guaranty.....												
11. Medical professional liability.....												
12. Earthquake.....												
13. Group accident and health (b).....												
14. Credit A&H (group and individual).....												
15.1 Collectively renewable A&H (b).....												
15.2 Non-cancelable A&H (b).....												
15.3 Guaranteed renewable A&H (b).....												
15.4 Non-renewable for stated reasons only (b).....												
15.5 Other accident only.....												
15.6 Medicare Title XVIII exempt from state taxes or fees.....												
15.7 All other A&H (b).....												
15.8 Federal employees health benefits plan premium.....												
16. Workers' compensation.....												
17.1 Other liability-occurrence.....												
17.2 Other liability-claims-made.....												
17.3 Excess workers' compensation.....												
18. Products liability.....												
19.1 Private passenger auto no-fault (personal injury protection).....												
19.2 Other private passenger auto liability.....												
19.3 Commercial auto no-fault (personal injury protection).....												
19.4 Other commercial auto liability.....												
21.1 Private passenger auto physical damage.....												
21.2 Commercial auto physical damage.....												
22. Aircraft (all perils).....												
23. Fidelity.....												
24. Surety.....												
26. Burglary and theft.....												
27. Boiler and machinery.....												
28. Credit.....												
30. Warranty.....												
34. Aggregate write-ins for other lines of business.....	0	0	0	0	0	0	0	0	0	0	0	0
35. TOTALS (a).....	0	0	0	0	0	0	0	0	0	0	0	0

DETAILS OF WRITE-INS

3401. ....												
3402. ....												
3403. ....												
3498. Summary of remaining write-ins for Line 34 from overflow page.....	0	0	0	0	0	0	0	0	0	0	0	0
3499. TOTALS (Lines 3401 through 3403 plus 3498) (Line 34 above).....	0	0	0	0	0	0	0	0	0	0	0	0

(a) Finance and service charges not included in Lines 1 to 35 \$.....0.  
(b) For health business on indicated lines report: Number of persons insured under PPO managed care products.....0 and number of persons insured under indemnity only products.....0.

**EXHIBIT OF PREMIUMS AND LOSSES (Statutory Page 14)**



NAIC Group Code.....0140    NAIC Company Code....15580    BUSINESS IN Other Alien #141    DURING THE YEAR

19.1P

Line of Business	Gross Premiums, Including Policy and Membership Fees, Less Return Premiums and Premiums on Policies not Taken		3 Dividends Paid or Credited to Policyholders on Direct Business	4 Direct Unearned Premium Reserves	5 Direct Losses Paid (deducting salvage)	6 Direct Losses Incurred	7 Direct Losses Unpaid	8 Direct Defense and Cost Containment Expense Paid	9 Direct Defense and Cost Containment Expense Incurred	10 Direct Defense and Cost Containment Expense Unpaid	11 Commissions and Brokerage Expenses	12 Taxes, Licenses and Fees
	1 Direct Premiums Written	2 Direct Premiums Earned										
1. Fire.....												
2.1 Allied lines.....												
2.2 Multiple peril crop.....												
2.3 Federal flood.....												
2.4 Private crop.....												
2.5 Private flood.....												
3. Farmowners multiple peril.....												
4. Homeowners multiple peril.....												
5.1 Commercial multiple peril (non-liability portion).....												
5.2 Commercial multiple peril (liability portion).....												
6. Mortgage guaranty.....												
8. Ocean marine.....												
9. Inland marine.....												
10. Financial guaranty.....												
11. Medical professional liability.....												
12. Earthquake.....												
13. Group accident and health (b).....												
14. Credit A&H (group and individual).....												
15.1 Collectively renewable A&H (b).....												
15.2 Non-cancelable A&H (b).....												
15.3 Guaranteed renewable A&H (b).....												
15.4 Non-renewable for stated reasons only (b).....												
15.5 Other accident only.....												
15.6 Medicare Title XVIII exempt from state taxes or fees.....												
15.7 All other A&H (b).....												
15.8 Federal employees health benefits plan premium.....												
16. Workers' compensation.....												
17.1 Other liability-occurrence.....												
17.2 Other liability-claims-made.....												
17.3 Excess workers' compensation.....												
18. Products liability.....												
19.1 Private passenger auto no-fault (personal injury protection).....												
19.2 Other private passenger auto liability.....												
19.3 Commercial auto no-fault (personal injury protection).....												
19.4 Other commercial auto liability.....												
21.1 Private passenger auto physical damage.....												
21.2 Commercial auto physical damage.....												
22. Aircraft (all perils).....												
23. Fidelity.....												
24. Surety.....												
26. Burglary and theft.....												
27. Boiler and machinery.....												
28. Credit.....												
30. Warranty.....												
34. Aggregate write-ins for other lines of business.....	0	0	0	0	0	0	0	0	0	0	0	0
35. TOTALS (a).....	0	0	0	0	0	0	0	0	0	0	0	0

DETAILS OF WRITE-INS

3401. ....												
3402. ....												
3403. ....												
3498. Summary of remaining write-ins for Line 34 from overflow page.....	0	0	0	0	0	0	0	0	0	0	0	0
3499. TOTALS (Lines 3401 through 3403 plus 3498) (Line 34 above).....	0	0	0	0	0	0	0	0	0	0	0	0

(a) Finance and service charges not included in Lines 1 to 35 \$.....0.  
(b) For health business on indicated lines report: Number of persons insured under PPO managed care products.....0 and number of persons insured under indemnity only products.....0.

**EXHIBIT OF PREMIUMS AND LOSSES (Statutory Page 14)**



NAIC Group Code.....0140    NAIC Company Code....15580    BUSINESS IN Other Alien #142    DURING THE YEAR

19.1Q

Line of Business	Gross Premiums, Including Policy and Membership Fees, Less Return Premiums and Premiums on Policies not Taken		3 Dividends Paid or Credited to Policyholders on Direct Business	4 Direct Unearned Premium Reserves	5 Direct Losses Paid (deducting salvage)	6 Direct Losses Incurred	7 Direct Losses Unpaid	8 Direct Defense and Cost Containment Expense Paid	9 Direct Defense and Cost Containment Expense Incurred	10 Direct Defense and Cost Containment Expense Unpaid	11 Commissions and Brokerage Expenses	12 Taxes, Licenses and Fees
	1 Direct Premiums Written	2 Direct Premiums Earned										
1. Fire.....												
2.1 Allied lines.....												
2.2 Multiple peril crop.....												
2.3 Federal flood.....												
2.4 Private crop.....												
2.5 Private flood.....												
3. Farmowners multiple peril.....												
4. Homeowners multiple peril.....												
5.1 Commercial multiple peril (non-liability portion).....												
5.2 Commercial multiple peril (liability portion).....												
6. Mortgage guaranty.....												
8. Ocean marine.....												
9. Inland marine.....												
10. Financial guaranty.....												
11. Medical professional liability.....												
12. Earthquake.....												
13. Group accident and health (b).....												
14. Credit A&H (group and individual).....												
15.1 Collectively renewable A&H (b).....												
15.2 Non-cancelable A&H (b).....												
15.3 Guaranteed renewable A&H (b).....												
15.4 Non-renewable for stated reasons only (b).....												
15.5 Other accident only.....												
15.6 Medicare Title XVIII exempt from state taxes or fees.....												
15.7 All other A&H (b).....												
15.8 Federal employees health benefits plan premium.....												
16. Workers' compensation.....												
17.1 Other liability-occurrence.....												
17.2 Other liability-claims-made.....												
17.3 Excess workers' compensation.....												
18. Products liability.....												
19.1 Private passenger auto no-fault (personal injury protection).....												
19.2 Other private passenger auto liability.....												
19.3 Commercial auto no-fault (personal injury protection).....												
19.4 Other commercial auto liability.....												
21.1 Private passenger auto physical damage.....												
21.2 Commercial auto physical damage.....												
22. Aircraft (all perils).....												
23. Fidelity.....												
24. Surety.....												
26. Burglary and theft.....												
27. Boiler and machinery.....												
28. Credit.....												
30. Warranty.....												
34. Aggregate write-ins for other lines of business.....	0	0	0	0	0	0	0	0	0	0	0	0
35. TOTALS (a).....	0	0	0	0	0	0	0	0	0	0	0	0

DETAILS OF WRITE-INS

3401. ....												
3402. ....												
3403. ....												
3498. Summary of remaining write-ins for Line 34 from overflow page.....	0	0	0	0	0	0	0	0	0	0	0	0
3499. TOTALS (Lines 3401 through 3403 plus 3498) (Line 34 above).....	0	0	0	0	0	0	0	0	0	0	0	0

(a) Finance and service charges not included in Lines 1 to 35 \$.....0.  
(b) For health business on indicated lines report: Number of persons insured under PPO managed care products.....0 and number of persons insured under indemnity only products.....0.

**EXHIBIT OF PREMIUMS AND LOSSES (Statutory Page 14)**



NAIC Group Code.....0140    NAIC Company Code....15580    BUSINESS IN Other Alien #143    DURING THE YEAR

19.1R

Line of Business	Gross Premiums, Including Policy and Membership Fees, Less Return Premiums and Premiums on Policies not Taken		3 Dividends Paid or Credited to Policyholders on Direct Business	4 Direct Unearned Premium Reserves	5 Direct Losses Paid (deducting salvage)	6 Direct Losses Incurred	7 Direct Losses Unpaid	8 Direct Defense and Cost Containment Expense Paid	9 Direct Defense and Cost Containment Expense Incurred	10 Direct Defense and Cost Containment Expense Unpaid	11 Commissions and Brokerage Expenses	12 Taxes, Licenses and Fees
	1 Direct Premiums Written	2 Direct Premiums Earned										
1. Fire.....												
2.1 Allied lines.....												
2.2 Multiple peril crop.....												
2.3 Federal flood.....												
2.4 Private crop.....												
2.5 Private flood.....												
3. Farmowners multiple peril.....												
4. Homeowners multiple peril.....												
5.1 Commercial multiple peril (non-liability portion).....												
5.2 Commercial multiple peril (liability portion).....												
6. Mortgage guaranty.....												
8. Ocean marine.....												
9. Inland marine.....												
10. Financial guaranty.....												
11. Medical professional liability.....												
12. Earthquake.....												
13. Group accident and health (b).....												
14. Credit A&H (group and individual).....												
15.1 Collectively renewable A&H (b).....												
15.2 Non-cancelable A&H (b).....												
15.3 Guaranteed renewable A&H (b).....												
15.4 Non-renewable for stated reasons only (b).....												
15.5 Other accident only.....												
15.6 Medicare Title XVIII exempt from state taxes or fees.....												
15.7 All other A&H (b).....												
15.8 Federal employees health benefits plan premium.....												
16. Workers' compensation.....												
17.1 Other liability-occurrence.....												
17.2 Other liability-claims-made.....												
17.3 Excess workers' compensation.....												
18. Products liability.....												
19.1 Private passenger auto no-fault (personal injury protection).....												
19.2 Other private passenger auto liability.....												
19.3 Commercial auto no-fault (personal injury protection).....												
19.4 Other commercial auto liability.....												
21.1 Private passenger auto physical damage.....												
21.2 Commercial auto physical damage.....												
22. Aircraft (all perils).....												
23. Fidelity.....												
24. Surety.....												
26. Burglary and theft.....												
27. Boiler and machinery.....												
28. Credit.....												
30. Warranty.....												
34. Aggregate write-ins for other lines of business.....	0	0	0	0	0	0	0	0	0	0	0	0
35. TOTALS (a).....	0	0	0	0	0	0	0	0	0	0	0	0

DETAILS OF WRITE-INS

3401. ....												
3402. ....												
3403. ....												
3498. Summary of remaining write-ins for Line 34 from overflow page.....	0	0	0	0	0	0	0	0	0	0	0	0
3499. TOTALS (Lines 3401 through 3403 plus 3498) (Line 34 above).....	0	0	0	0	0	0	0	0	0	0	0	0

(a) Finance and service charges not included in Lines 1 to 35 \$.....0.  
(b) For health business on indicated lines report: Number of persons insured under PPO managed care products.....0 and number of persons insured under indemnity only products.....0.



**EXHIBIT OF PREMIUMS AND LOSSES (Statutory Page 14)**



NAIC Group Code.....0140    NAIC Company Code....15580    BUSINESS IN Other Alien #144    DURING THE YEAR

19.15

Line of Business	Gross Premiums, Including Policy and Membership Fees, Less Return Premiums and Premiums on Policies not Taken		3 Dividends Paid or Credited to Policyholders on Direct Business	4 Direct Unearned Premium Reserves	5 Direct Losses Paid (deducting salvage)	6 Direct Losses Incurred	7 Direct Losses Unpaid	8 Direct Defense and Cost Containment Expense Paid	9 Direct Defense and Cost Containment Expense Incurred	10 Direct Defense and Cost Containment Expense Unpaid	11 Commissions and Brokerage Expenses	12 Taxes, Licenses and Fees
	1 Direct Premiums Written	2 Direct Premiums Earned										
1. Fire.....												
2.1 Allied lines.....												
2.2 Multiple peril crop.....												
2.3 Federal flood.....												
2.4 Private crop.....												
2.5 Private flood.....												
3. Farmowners multiple peril.....												
4. Homeowners multiple peril.....												
5.1 Commercial multiple peril (non-liability portion).....												
5.2 Commercial multiple peril (liability portion).....												
6. Mortgage guaranty.....												
8. Ocean marine.....												
9. Inland marine.....												
10. Financial guaranty.....												
11. Medical professional liability.....												
12. Earthquake.....												
13. Group accident and health (b).....												
14. Credit A&H (group and individual).....												
15.1 Collectively renewable A&H (b).....												
15.2 Non-cancelable A&H (b).....												
15.3 Guaranteed renewable A&H (b).....												
15.4 Non-renewable for stated reasons only (b).....												
15.5 Other accident only.....												
15.6 Medicare Title XVIII exempt from state taxes or fees.....												
15.7 All other A&H (b).....												
15.8 Federal employees health benefits plan premium.....												
16. Workers' compensation.....												
17.1 Other liability-occurrence.....												
17.2 Other liability-claims-made.....												
17.3 Excess workers' compensation.....												
18. Products liability.....												
19.1 Private passenger auto no-fault (personal injury protection).....												
19.2 Other private passenger auto liability.....												
19.3 Commercial auto no-fault (personal injury protection).....												
19.4 Other commercial auto liability.....												
21.1 Private passenger auto physical damage.....												
21.2 Commercial auto physical damage.....												
22. Aircraft (all perils).....												
23. Fidelity.....												
24. Surety.....												
26. Burglary and theft.....												
27. Boiler and machinery.....												
28. Credit.....												
30. Warranty.....												
34. Aggregate write-ins for other lines of business.....	0	0	0	0	0	0	0	0	0	0	0	0
35. TOTALS (a).....	0	0	0	0	0	0	0	0	0	0	0	0

DETAILS OF WRITE-INS

3401. ....												
3402. ....												
3403. ....												
3498. Summary of remaining write-ins for Line 34 from overflow page.....	0	0	0	0	0	0	0	0	0	0	0	0
3499. TOTALS (Lines 3401 through 3403 plus 3498) (Line 34 above).....	0	0	0	0	0	0	0	0	0	0	0	0

(a) Finance and service charges not included in Lines 1 to 35 \$.....0.  
(b) For health business on indicated lines report: Number of persons insured under PPO managed care products.....0 and number of persons insured under indemnity only products.....0.

**EXHIBIT OF PREMIUMS AND LOSSES (Statutory Page 14)**



NAIC Group Code.....0140    NAIC Company Code....15580    BUSINESS IN Other Alien #145    DURING THE YEAR

19.1T

Line of Business	Gross Premiums, Including Policy and Membership Fees, Less Return Premiums and Premiums on Policies not Taken		3 Dividends Paid or Credited to Policyholders on Direct Business	4 Direct Unearned Premium Reserves	5 Direct Losses Paid (deducting salvage)	6 Direct Losses Incurred	7 Direct Losses Unpaid	8 Direct Defense and Cost Containment Expense Paid	9 Direct Defense and Cost Containment Expense Incurred	10 Direct Defense and Cost Containment Expense Unpaid	11 Commissions and Brokerage Expenses	12 Taxes, Licenses and Fees
	1 Direct Premiums Written	2 Direct Premiums Earned										
1. Fire.....												
2.1 Allied lines.....												
2.2 Multiple peril crop.....												
2.3 Federal flood.....												
2.4 Private crop.....												
2.5 Private flood.....												
3. Farmowners multiple peril.....												
4. Homeowners multiple peril.....												
5.1 Commercial multiple peril (non-liability portion).....												
5.2 Commercial multiple peril (liability portion).....												
6. Mortgage guaranty.....												
8. Ocean marine.....												
9. Inland marine.....												
10. Financial guaranty.....												
11. Medical professional liability.....												
12. Earthquake.....												
13. Group accident and health (b).....												
14. Credit A&H (group and individual).....												
15.1 Collectively renewable A&H (b).....												
15.2 Non-cancelable A&H (b).....												
15.3 Guaranteed renewable A&H (b).....												
15.4 Non-renewable for stated reasons only (b).....												
15.5 Other accident only.....												
15.6 Medicare Title XVIII exempt from state taxes or fees.....												
15.7 All other A&H (b).....												
15.8 Federal employees health benefits plan premium.....												
16. Workers' compensation.....												
17.1 Other liability-occurrence.....												
17.2 Other liability-claims-made.....												
17.3 Excess workers' compensation.....												
18. Products liability.....												
19.1 Private passenger auto no-fault (personal injury protection).....												
19.2 Other private passenger auto liability.....												
19.3 Commercial auto no-fault (personal injury protection).....												
19.4 Other commercial auto liability.....												
21.1 Private passenger auto physical damage.....												
21.2 Commercial auto physical damage.....												
22. Aircraft (all perils).....												
23. Fidelity.....												
24. Surety.....												
26. Burglary and theft.....												
27. Boiler and machinery.....												
28. Credit.....												
30. Warranty.....												
34. Aggregate write-ins for other lines of business.....	0	0	0	0	0	0	0	0	0	0	0	0
35. TOTALS (a).....	0	0	0	0	0	0	0	0	0	0	0	0

DETAILS OF WRITE-INS

3401. ....												
3402. ....												
3403. ....												
3498. Summary of remaining write-ins for Line 34 from overflow page.....	0	0	0	0	0	0	0	0	0	0	0	0
3499. TOTALS (Lines 3401 through 3403 plus 3498) (Line 34 above).....	0	0	0	0	0	0	0	0	0	0	0	0

(a) Finance and service charges not included in Lines 1 to 35 \$.....0.  
(b) For health business on indicated lines report: Number of persons insured under PPO managed care products.....0 and number of persons insured under indemnity only products.....0.

**EXHIBIT OF PREMIUMS AND LOSSES (Statutory Page 14)**



NAIC Group Code.....0140    NAIC Company Code....15580    BUSINESS IN Other Alien #146    DURING THE YEAR

19.1U

Line of Business	Gross Premiums, Including Policy and Membership Fees, Less Return Premiums and Premiums on Policies not Taken		3 Dividends Paid or Credited to Policyholders on Direct Business	4 Direct Unearned Premium Reserves	5 Direct Losses Paid (deducting salvage)	6 Direct Losses Incurred	7 Direct Losses Unpaid	8 Direct Defense and Cost Containment Expense Paid	9 Direct Defense and Cost Containment Expense Incurred	10 Direct Defense and Cost Containment Expense Unpaid	11 Commissions and Brokerage Expenses	12 Taxes, Licenses and Fees
	1 Direct Premiums Written	2 Direct Premiums Earned										
1. Fire.....												
2.1 Allied lines.....												
2.2 Multiple peril crop.....												
2.3 Federal flood.....												
2.4 Private crop.....												
2.5 Private flood.....												
3. Farmowners multiple peril.....												
4. Homeowners multiple peril.....												
5.1 Commercial multiple peril (non-liability portion).....												
5.2 Commercial multiple peril (liability portion).....												
6. Mortgage guaranty.....												
8. Ocean marine.....												
9. Inland marine.....												
10. Financial guaranty.....												
11. Medical professional liability.....												
12. Earthquake.....												
13. Group accident and health (b).....												
14. Credit A&H (group and individual).....												
15.1 Collectively renewable A&H (b).....												
15.2 Non-cancelable A&H (b).....												
15.3 Guaranteed renewable A&H (b).....												
15.4 Non-renewable for stated reasons only (b).....												
15.5 Other accident only.....												
15.6 Medicare Title XVIII exempt from state taxes or fees.....												
15.7 All other A&H (b).....												
15.8 Federal employees health benefits plan premium.....												
16. Workers' compensation.....												
17.1 Other liability-occurrence.....												
17.2 Other liability-claims-made.....												
17.3 Excess workers' compensation.....												
18. Products liability.....												
19.1 Private passenger auto no-fault (personal injury protection).....												
19.2 Other private passenger auto liability.....												
19.3 Commercial auto no-fault (personal injury protection).....												
19.4 Other commercial auto liability.....												
21.1 Private passenger auto physical damage.....												
21.2 Commercial auto physical damage.....												
22. Aircraft (all perils).....												
23. Fidelity.....												
24. Surety.....												
26. Burglary and theft.....												
27. Boiler and machinery.....												
28. Credit.....												
30. Warranty.....												
34. Aggregate write-ins for other lines of business.....	0	0	0	0	0	0	0	0	0	0	0	0
35. TOTALS (a).....	0	0	0	0	0	0	0	0	0	0	0	0

**DETAILS OF WRITE-INS**

3401. ....												
3402. ....												
3403. ....												
3498. Summary of remaining write-ins for Line 34 from overflow page.....	0	0	0	0	0	0	0	0	0	0	0	0
3499. TOTALS (Lines 3401 through 3403 plus 3498) (Line 34 above).....	0	0	0	0	0	0	0	0	0	0	0	0

(a) Finance and service charges not included in Lines 1 to 35 \$.....0.  
(b) For health business on indicated lines report: Number of persons insured under PPO managed care products.....0 and number of persons insured under indemnity only products.....0.

**EXHIBIT OF PREMIUMS AND LOSSES (Statutory Page 14)**



NAIC Group Code.....0140    NAIC Company Code....15580

BUSINESS IN Other Alien #147    DURING THE YEAR

19.1V

Line of Business	Gross Premiums, Including Policy and Membership Fees, Less Return Premiums and Premiums on Policies not Taken		3 Dividends Paid or Credited to Policyholders on Direct Business	4 Direct Unearned Premium Reserves	5 Direct Losses Paid (deducting salvage)	6 Direct Losses Incurred	7 Direct Losses Unpaid	8 Direct Defense and Cost Containment Expense Paid	9 Direct Defense and Cost Containment Expense Incurred	10 Direct Defense and Cost Containment Expense Unpaid	11 Commissions and Brokerage Expenses	12 Taxes, Licenses and Fees
	1 Direct Premiums Written	2 Direct Premiums Earned										
1. Fire.....												
2.1 Allied lines.....												
2.2 Multiple peril crop.....												
2.3 Federal flood.....												
2.4 Private crop.....												
2.5 Private flood.....												
3. Farmowners multiple peril.....												
4. Homeowners multiple peril.....												
5.1 Commercial multiple peril (non-liability portion).....												
5.2 Commercial multiple peril (liability portion).....												
6. Mortgage guaranty.....												
8. Ocean marine.....												
9. Inland marine.....												
10. Financial guaranty.....												
11. Medical professional liability.....												
12. Earthquake.....												
13. Group accident and health (b).....												
14. Credit A&H (group and individual).....												
15.1 Collectively renewable A&H (b).....												
15.2 Non-cancelable A&H (b).....												
15.3 Guaranteed renewable A&H (b).....												
15.4 Non-renewable for stated reasons only (b).....												
15.5 Other accident only.....												
15.6 Medicare Title XVIII exempt from state taxes or fees.....												
15.7 All other A&H (b).....												
15.8 Federal employees health benefits plan premium.....												
16. Workers' compensation.....												
17.1 Other liability-occurrence.....												
17.2 Other liability-claims-made.....												
17.3 Excess workers' compensation.....												
18. Products liability.....												
19.1 Private passenger auto no-fault (personal injury protection).....												
19.2 Other private passenger auto liability.....												
19.3 Commercial auto no-fault (personal injury protection).....												
19.4 Other commercial auto liability.....												
21.1 Private passenger auto physical damage.....												
21.2 Commercial auto physical damage.....												
22. Aircraft (all perils).....												
23. Fidelity.....												
24. Surety.....												
26. Burglary and theft.....												
27. Boiler and machinery.....												
28. Credit.....												
30. Warranty.....												
34. Aggregate write-ins for other lines of business.....	0	0	0	0	0	0	0	0	0	0	0	0
35. TOTALS (a).....	0	0	0	0	0	0	0	0	0	0	0	0

**DETAILS OF WRITE-INS**

3401. ....												
3402. ....												
3403. ....												
3498. Summary of remaining write-ins for Line 34 from overflow page.....	0	0	0	0	0	0	0	0	0	0	0	0
3499. TOTALS (Lines 3401 through 3403 plus 3498) (Line 34 above).....	0	0	0	0	0	0	0	0	0	0	0	0

(a) Finance and service charges not included in Lines 1 to 35 \$.....0.  
(b) For health business on indicated lines report: Number of persons insured under PPO managed care products.....0 and number of persons insured under indemnity only products.....0.

**EXHIBIT OF PREMIUMS AND LOSSES (Statutory Page 14)**



NAIC Group Code.....0140    NAIC Company Code....15580    BUSINESS IN Other Alien #148    DURING THE YEAR

19.1W

Line of Business	Gross Premiums, Including Policy and Membership Fees, Less Return Premiums and Premiums on Policies not Taken		3 Dividends Paid or Credited to Policyholders on Direct Business	4 Direct Unearned Premium Reserves	5 Direct Losses Paid (deducting salvage)	6 Direct Losses Incurred	7 Direct Losses Unpaid	8 Direct Defense and Cost Containment Expense Paid	9 Direct Defense and Cost Containment Expense Incurred	10 Direct Defense and Cost Containment Expense Unpaid	11 Commissions and Brokerage Expenses	12 Taxes, Licenses and Fees
	1 Direct Premiums Written	2 Direct Premiums Earned										
1. Fire.....												
2.1 Allied lines.....												
2.2 Multiple peril crop.....												
2.3 Federal flood.....												
2.4 Private crop.....												
2.5 Private flood.....												
3. Farmowners multiple peril.....												
4. Homeowners multiple peril.....												
5.1 Commercial multiple peril (non-liability portion).....												
5.2 Commercial multiple peril (liability portion).....												
6. Mortgage guaranty.....												
8. Ocean marine.....												
9. Inland marine.....												
10. Financial guaranty.....												
11. Medical professional liability.....												
12. Earthquake.....												
13. Group accident and health (b).....												
14. Credit A&H (group and individual).....												
15.1 Collectively renewable A&H (b).....												
15.2 Non-cancelable A&H (b).....												
15.3 Guaranteed renewable A&H (b).....												
15.4 Non-renewable for stated reasons only (b).....												
15.5 Other accident only.....												
15.6 Medicare Title XVIII exempt from state taxes or fees.....												
15.7 All other A&H (b).....												
15.8 Federal employees health benefits plan premium.....												
16. Workers' compensation.....												
17.1 Other liability-occurrence.....												
17.2 Other liability-claims-made.....												
17.3 Excess workers' compensation.....												
18. Products liability.....												
19.1 Private passenger auto no-fault (personal injury protection).....												
19.2 Other private passenger auto liability.....												
19.3 Commercial auto no-fault (personal injury protection).....												
19.4 Other commercial auto liability.....												
21.1 Private passenger auto physical damage.....												
21.2 Commercial auto physical damage.....												
22. Aircraft (all perils).....												
23. Fidelity.....												
24. Surety.....												
26. Burglary and theft.....												
27. Boiler and machinery.....												
28. Credit.....												
30. Warranty.....												
34. Aggregate write-ins for other lines of business.....	0	0	0	0	0	0	0	0	0	0	0	0
35. TOTALS (a).....	0	0	0	0	0	0	0	0	0	0	0	0

DETAILS OF WRITE-INS

3401. ....												
3402. ....												
3403. ....												
3498. Summary of remaining write-ins for Line 34 from overflow page.....	0	0	0	0	0	0	0	0	0	0	0	0
3499. TOTALS (Lines 3401 through 3403 plus 3498) (Line 34 above).....	0	0	0	0	0	0	0	0	0	0	0	0

(a) Finance and service charges not included in Lines 1 to 35 \$.....0.  
(b) For health business on indicated lines report: Number of persons insured under PPO managed care products.....0 and number of persons insured under indemnity only products.....0.

**EXHIBIT OF PREMIUMS AND LOSSES (Statutory Page 14)**



NAIC Group Code.....0140    NAIC Company Code....15580    BUSINESS IN Other Alien #149    DURING THE YEAR

19.1X

Line of Business	Gross Premiums, Including Policy and Membership Fees, Less Return Premiums and Premiums on Policies not Taken		3 Dividends Paid or Credited to Policyholders on Direct Business	4 Direct Unearned Premium Reserves	5 Direct Losses Paid (deducting salvage)	6 Direct Losses Incurred	7 Direct Losses Unpaid	8 Direct Defense and Cost Containment Expense Paid	9 Direct Defense and Cost Containment Expense Incurred	10 Direct Defense and Cost Containment Expense Unpaid	11 Commissions and Brokerage Expenses	12 Taxes, Licenses and Fees
	1 Direct Premiums Written	2 Direct Premiums Earned										
1. Fire.....												
2.1 Allied lines.....												
2.2 Multiple peril crop.....												
2.3 Federal flood.....												
2.4 Private crop.....												
2.5 Private flood.....												
3. Farmowners multiple peril.....												
4. Homeowners multiple peril.....												
5.1 Commercial multiple peril (non-liability portion).....												
5.2 Commercial multiple peril (liability portion).....												
6. Mortgage guaranty.....												
8. Ocean marine.....												
9. Inland marine.....												
10. Financial guaranty.....												
11. Medical professional liability.....												
12. Earthquake.....												
13. Group accident and health (b).....												
14. Credit A&H (group and individual).....												
15.1 Collectively renewable A&H (b).....												
15.2 Non-cancelable A&H (b).....												
15.3 Guaranteed renewable A&H (b).....												
15.4 Non-renewable for stated reasons only (b).....												
15.5 Other accident only.....												
15.6 Medicare Title XVIII exempt from state taxes or fees.....												
15.7 All other A&H (b).....												
15.8 Federal employees health benefits plan premium.....												
16. Workers' compensation.....												
17.1 Other liability-occurrence.....												
17.2 Other liability-claims-made.....												
17.3 Excess workers' compensation.....												
18. Products liability.....												
19.1 Private passenger auto no-fault (personal injury protection).....												
19.2 Other private passenger auto liability.....												
19.3 Commercial auto no-fault (personal injury protection).....												
19.4 Other commercial auto liability.....												
21.1 Private passenger auto physical damage.....												
21.2 Commercial auto physical damage.....												
22. Aircraft (all perils).....												
23. Fidelity.....												
24. Surety.....												
26. Burglary and theft.....												
27. Boiler and machinery.....												
28. Credit.....												
30. Warranty.....												
34. Aggregate write-ins for other lines of business.....	0	0	0	0	0	0	0	0	0	0	0	0
35. TOTALS (a).....	0	0	0	0	0	0	0	0	0	0	0	0

DETAILS OF WRITE-INS

3401. ....												
3402. ....												
3403. ....												
3498. Summary of remaining write-ins for Line 34 from overflow page.....	0	0	0	0	0	0	0	0	0	0	0	0
3499. TOTALS (Lines 3401 through 3403 plus 3498) (Line 34 above).....	0	0	0	0	0	0	0	0	0	0	0	0

(a) Finance and service charges not included in Lines 1 to 35 \$.....0.  
(b) For health business on indicated lines report: Number of persons insured under PPO managed care products.....0 and number of persons insured under indemnity only products.....0.

**EXHIBIT OF PREMIUMS AND LOSSES (Statutory Page 14)**



NAIC Group Code.....0140    NAIC Company Code....15580    BUSINESS IN Other Alien #150    DURING THE YEAR

19.1Y

Line of Business	Gross Premiums, Including Policy and Membership Fees, Less Return Premiums and Premiums on Policies not Taken		3 Dividends Paid or Credited to Policyholders on Direct Business	4 Direct Unearned Premium Reserves	5 Direct Losses Paid (deducting salvage)	6 Direct Losses Incurred	7 Direct Losses Unpaid	8 Direct Defense and Cost Containment Expense Paid	9 Direct Defense and Cost Containment Expense Incurred	10 Direct Defense and Cost Containment Expense Unpaid	11 Commissions and Brokerage Expenses	12 Taxes, Licenses and Fees
	1 Direct Premiums Written	2 Direct Premiums Earned										
1. Fire.....												
2.1 Allied lines.....												
2.2 Multiple peril crop.....												
2.3 Federal flood.....												
2.4 Private crop.....												
2.5 Private flood.....												
3. Farmowners multiple peril.....												
4. Homeowners multiple peril.....												
5.1 Commercial multiple peril (non-liability portion).....												
5.2 Commercial multiple peril (liability portion).....												
6. Mortgage guaranty.....												
8. Ocean marine.....												
9. Inland marine.....												
10. Financial guaranty.....												
11. Medical professional liability.....												
12. Earthquake.....												
13. Group accident and health (b).....												
14. Credit A&H (group and individual).....												
15.1 Collectively renewable A&H (b).....												
15.2 Non-cancelable A&H (b).....												
15.3 Guaranteed renewable A&H (b).....												
15.4 Non-renewable for stated reasons only (b).....												
15.5 Other accident only.....												
15.6 Medicare Title XVIII exempt from state taxes or fees.....												
15.7 All other A&H (b).....												
15.8 Federal employees health benefits plan premium.....												
16. Workers' compensation.....												
17.1 Other liability-occurrence.....												
17.2 Other liability-claims-made.....												
17.3 Excess workers' compensation.....												
18. Products liability.....												
19.1 Private passenger auto no-fault (personal injury protection).....												
19.2 Other private passenger auto liability.....												
19.3 Commercial auto no-fault (personal injury protection).....												
19.4 Other commercial auto liability.....												
21.1 Private passenger auto physical damage.....												
21.2 Commercial auto physical damage.....												
22. Aircraft (all perils).....												
23. Fidelity.....												
24. Surety.....												
26. Burglary and theft.....												
27. Boiler and machinery.....												
28. Credit.....												
30. Warranty.....												
34. Aggregate write-ins for other lines of business.....	0	0	0	0	0	0	0	0	0	0	0	0
35. TOTALS (a).....	0	0	0	0	0	0	0	0	0	0	0	0

**DETAILS OF WRITE-INS**

3401. ....												
3402. ....												
3403. ....												
3498. Summary of remaining write-ins for Line 34 from overflow page.....	0	0	0	0	0	0	0	0	0	0	0	0
3499. TOTALS (Lines 3401 through 3403 plus 3498) (Line 34 above).....	0	0	0	0	0	0	0	0	0	0	0	0

(a) Finance and service charges not included in Lines 1 to 35 \$.....0.  
(b) For health business on indicated lines report: Number of persons insured under PPO managed care products.....0 and number of persons insured under indemnity only products.....0.

**EXHIBIT OF PREMIUMS AND LOSSES (Statutory Page 14)**



NAIC Group Code.....0140    NAIC Company Code....15580    BUSINESS IN Other Alien #151    DURING THE YEAR

19.12

Line of Business	Gross Premiums, Including Policy and Membership Fees, Less Return Premiums and Premiums on Policies not Taken		3 Dividends Paid or Credited to Policyholders on Direct Business	4 Direct Unearned Premium Reserves	5 Direct Losses Paid (deducting salvage)	6 Direct Losses Incurred	7 Direct Losses Unpaid	8 Direct Defense and Cost Containment Expense Paid	9 Direct Defense and Cost Containment Expense Incurred	10 Direct Defense and Cost Containment Expense Unpaid	11 Commissions and Brokerage Expenses	12 Taxes, Licenses and Fees
	1 Direct Premiums Written	2 Direct Premiums Earned										
1. Fire.....												
2.1 Allied lines.....												
2.2 Multiple peril crop.....												
2.3 Federal flood.....												
2.4 Private crop.....												
2.5 Private flood.....												
3. Farmowners multiple peril.....												
4. Homeowners multiple peril.....												
5.1 Commercial multiple peril (non-liability portion).....												
5.2 Commercial multiple peril (liability portion).....												
6. Mortgage guaranty.....												
8. Ocean marine.....												
9. Inland marine.....												
10. Financial guaranty.....												
11. Medical professional liability.....												
12. Earthquake.....												
13. Group accident and health (b).....												
14. Credit A&H (group and individual).....												
15.1 Collectively renewable A&H (b).....												
15.2 Non-cancelable A&H (b).....												
15.3 Guaranteed renewable A&H (b).....												
15.4 Non-renewable for stated reasons only (b).....												
15.5 Other accident only.....												
15.6 Medicare Title XVIII exempt from state taxes or fees.....												
15.7 All other A&H (b).....												
15.8 Federal employees health benefits plan premium.....												
16. Workers' compensation.....												
17.1 Other liability-occurrence.....												
17.2 Other liability-claims-made.....												
17.3 Excess workers' compensation.....												
18. Products liability.....												
19.1 Private passenger auto no-fault (personal injury protection).....												
19.2 Other private passenger auto liability.....												
19.3 Commercial auto no-fault (personal injury protection).....												
19.4 Other commercial auto liability.....												
21.1 Private passenger auto physical damage.....												
21.2 Commercial auto physical damage.....												
22. Aircraft (all perils).....												
23. Fidelity.....												
24. Surety.....												
26. Burglary and theft.....												
27. Boiler and machinery.....												
28. Credit.....												
30. Warranty.....												
34. Aggregate write-ins for other lines of business.....	0	0	0	0	0	0	0	0	0	0	0	0
35. TOTALS (a).....	0	0	0	0	0	0	0	0	0	0	0	0

DETAILS OF WRITE-INS

3401. ....												
3402. ....												
3403. ....												
3498. Summary of remaining write-ins for Line 34 from overflow page.....	0	0	0	0	0	0	0	0	0	0	0	0
3499. TOTALS (Lines 3401 through 3403 plus 3498) (Line 34 above).....	0	0	0	0	0	0	0	0	0	0	0	0

(a) Finance and service charges not included in Lines 1 to 35 \$.....0.  
(b) For health business on indicated lines report: Number of persons insured under PPO managed care products.....0 and number of persons insured under indemnity only products.....0.



**EXHIBIT OF PREMIUMS AND LOSSES (Statutory Page 14)**



NAIC Group Code.....0140    NAIC Company Code....15580    BUSINESS IN Other Alien # 20    DURING THE YEAR

Line of Business	Gross Premiums, Including Policy and Membership Fees, Less Return Premiums and Premiums on Policies not Taken		3 Dividends Paid or Credited to Policyholders on Direct Business	4 Direct Unearned Premium Reserves	5 Direct Losses Paid (deducting salvage)	6 Direct Losses Incurred	7 Direct Losses Unpaid	8 Direct Defense and Cost Containment Expense Paid	9 Direct Defense and Cost Containment Expense Incurred	10 Direct Defense and Cost Containment Expense Unpaid	11 Commissions and Brokerage Expenses	12 Taxes, Licenses and Fees
	1 Direct Premiums Written	2 Direct Premiums Earned										
1. Fire.....												
2.1 Allied lines.....												
2.2 Multiple peril crop.....												
2.3 Federal flood.....												
2.4 Private crop.....												
2.5 Private flood.....												
3. Farmowners multiple peril.....												
4. Homeowners multiple peril.....												
5.1 Commercial multiple peril (non-liability portion).....												
5.2 Commercial multiple peril (liability portion).....												
6. Mortgage guaranty.....												
8. Ocean marine.....												
9. Inland marine.....												
10. Financial guaranty.....												
11. Medical professional liability.....												
12. Earthquake.....												
13. Group accident and health (b).....												
14. Credit A&H (group and individual).....												
15.1 Collectively renewable A&H (b).....												
15.2 Non-cancelable A&H (b).....												
15.3 Guaranteed renewable A&H (b).....												
15.4 Non-renewable for stated reasons only (b).....												
15.5 Other accident only.....												
15.6 Medicare Title XVIII exempt from state taxes or fees.....												
15.7 All other A&H (b).....												
15.8 Federal employees health benefits plan premium.....												
16. Workers' compensation.....												
17.1 Other liability-occurrence.....												
17.2 Other liability-claims-made.....												
17.3 Excess workers' compensation.....												
18. Products liability.....												
19.1 Private passenger auto no-fault (personal injury protection).....												
19.2 Other private passenger auto liability.....												
19.3 Commercial auto no-fault (personal injury protection).....												
19.4 Other commercial auto liability.....												
21.1 Private passenger auto physical damage.....												
21.2 Commercial auto physical damage.....												
22. Aircraft (all perils).....												
23. Fidelity.....												
24. Surety.....												
26. Burglary and theft.....												
27. Boiler and machinery.....												
28. Credit.....												
30. Warranty.....												
34. Aggregate write-ins for other lines of business.....	0	0	0	0	0	0	0	0	0	0	0	0
35. TOTALS (a).....	0	0	0	0	0	0	0	0	0	0	0	0

**DETAILS OF WRITE-INS**

3401. ....												
3402. ....												
3403. ....												
3498. Summary of remaining write-ins for Line 34 from overflow page.....	0	0	0	0	0	0	0	0	0	0	0	0
3499. TOTALS (Lines 3401 through 3403 plus 3498) (Line 34 above).....	0	0	0	0	0	0	0	0	0	0	0	0

(a) Finance and service charges not included in Lines 1 to 35 \$.....0.  
(b) For health business on indicated lines report: Number of persons insured under PPO managed care products.....0 and number of persons insured under indemnity only products.....0.

19.20

**EXHIBIT OF PREMIUMS AND LOSSES (Statutory Page 14)**



NAIC Group Code.....0140    NAIC Company Code....15580    BUSINESS IN Other Alien # 21    DURING THE YEAR

19.21

Line of Business	Gross Premiums, Including Policy and Membership Fees, Less Return Premiums and Premiums on Policies not Taken		3 Dividends Paid or Credited to Policyholders on Direct Business	4 Direct Unearned Premium Reserves	5 Direct Losses Paid (deducting salvage)	6 Direct Losses Incurred	7 Direct Losses Unpaid	8 Direct Defense and Cost Containment Expense Paid	9 Direct Defense and Cost Containment Expense Incurred	10 Direct Defense and Cost Containment Expense Unpaid	11 Commissions and Brokerage Expenses	12 Taxes, Licenses and Fees
	1 Direct Premiums Written	2 Direct Premiums Earned										
1. Fire.....												
2.1 Allied lines.....												
2.2 Multiple peril crop.....												
2.3 Federal flood.....												
2.4 Private crop.....												
2.5 Private flood.....												
3. Farmowners multiple peril.....												
4. Homeowners multiple peril.....												
5.1 Commercial multiple peril (non-liability portion).....												
5.2 Commercial multiple peril (liability portion).....												
6. Mortgage guaranty.....												
8. Ocean marine.....												
9. Inland marine.....												
10. Financial guaranty.....												
11. Medical professional liability.....												
12. Earthquake.....												
13. Group accident and health (b).....												
14. Credit A&H (group and individual).....												
15.1 Collectively renewable A&H (b).....												
15.2 Non-cancelable A&H (b).....												
15.3 Guaranteed renewable A&H (b).....												
15.4 Non-renewable for stated reasons only (b).....												
15.5 Other accident only.....												
15.6 Medicare Title XVIII exempt from state taxes or fees.....												
15.7 All other A&H (b).....												
15.8 Federal employees health benefits plan premium.....												
16. Workers' compensation.....												
17.1 Other liability-occurrence.....												
17.2 Other liability-claims-made.....												
17.3 Excess workers' compensation.....												
18. Products liability.....												
19.1 Private passenger auto no-fault (personal injury protection).....												
19.2 Other private passenger auto liability.....												
19.3 Commercial auto no-fault (personal injury protection).....												
19.4 Other commercial auto liability.....												
21.1 Private passenger auto physical damage.....												
21.2 Commercial auto physical damage.....												
22. Aircraft (all perils).....												
23. Fidelity.....												
24. Surety.....												
26. Burglary and theft.....												
27. Boiler and machinery.....												
28. Credit.....												
30. Warranty.....												
34. Aggregate write-ins for other lines of business.....	0	0	0	0	0	0	0	0	0	0	0	0
35. TOTALS (a).....	0	0	0	0	0	0	0	0	0	0	0	0

DETAILS OF WRITE-INS

3401. ....												
3402. ....												
3403. ....												
3498. Summary of remaining write-ins for Line 34 from overflow page.....	0	0	0	0	0	0	0	0	0	0	0	0
3499. TOTALS (Lines 3401 through 3403 plus 3498) (Line 34 above).....	0	0	0	0	0	0	0	0	0	0	0	0

(a) Finance and service charges not included in Lines 1 to 35 \$.....0.  
(b) For health business on indicated lines report: Number of persons insured under PPO managed care products.....0 and number of persons insured under indemnity only products.....0.

**EXHIBIT OF PREMIUMS AND LOSSES (Statutory Page 14)**



NAIC Group Code.....0140    NAIC Company Code....15580    BUSINESS IN Other Alien # 22    DURING THE YEAR

19.22

Line of Business	Gross Premiums, Including Policy and Membership Fees, Less Return Premiums and Premiums on Policies not Taken		3 Dividends Paid or Credited to Policyholders on Direct Business	4 Direct Unearned Premium Reserves	5 Direct Losses Paid (deducting salvage)	6 Direct Losses Incurred	7 Direct Losses Unpaid	8 Direct Defense and Cost Containment Expense Paid	9 Direct Defense and Cost Containment Expense Incurred	10 Direct Defense and Cost Containment Expense Unpaid	11 Commissions and Brokerage Expenses	12 Taxes, Licenses and Fees
	1 Direct Premiums Written	2 Direct Premiums Earned										
1. Fire.....												
2.1 Allied lines.....												
2.2 Multiple peril crop.....												
2.3 Federal flood.....												
2.4 Private crop.....												
2.5 Private flood.....												
3. Farmowners multiple peril.....												
4. Homeowners multiple peril.....												
5.1 Commercial multiple peril (non-liability portion).....												
5.2 Commercial multiple peril (liability portion).....												
6. Mortgage guaranty.....												
8. Ocean marine.....												
9. Inland marine.....												
10. Financial guaranty.....												
11. Medical professional liability.....												
12. Earthquake.....												
13. Group accident and health (b).....												
14. Credit A&H (group and individual).....												
15.1 Collectively renewable A&H (b).....												
15.2 Non-cancelable A&H (b).....												
15.3 Guaranteed renewable A&H (b).....												
15.4 Non-renewable for stated reasons only (b).....												
15.5 Other accident only.....												
15.6 Medicare Title XVIII exempt from state taxes or fees.....												
15.7 All other A&H (b).....												
15.8 Federal employees health benefits plan premium.....												
16. Workers' compensation.....												
17.1 Other liability-occurrence.....												
17.2 Other liability-claims-made.....												
17.3 Excess workers' compensation.....												
18. Products liability.....												
19.1 Private passenger auto no-fault (personal injury protection).....												
19.2 Other private passenger auto liability.....												
19.3 Commercial auto no-fault (personal injury protection).....												
19.4 Other commercial auto liability.....												
21.1 Private passenger auto physical damage.....												
21.2 Commercial auto physical damage.....												
22. Aircraft (all perils).....												
23. Fidelity.....												
24. Surety.....												
26. Burglary and theft.....												
27. Boiler and machinery.....												
28. Credit.....												
30. Warranty.....												
34. Aggregate write-ins for other lines of business.....	0	0	0	0	0	0	0	0	0	0	0	0
35. TOTALS (a).....	0	0	0	0	0	0	0	0	0	0	0	0

DETAILS OF WRITE-INS

3401. ....												
3402. ....												
3403. ....												
3498. Summary of remaining write-ins for Line 34 from overflow page.....	0	0	0	0	0	0	0	0	0	0	0	0
3499. TOTALS (Lines 3401 through 3403 plus 3498) (Line 34 above).....	0	0	0	0	0	0	0	0	0	0	0	0

(a) Finance and service charges not included in Lines 1 to 35 \$.....0.  
(b) For health business on indicated lines report: Number of persons insured under PPO managed care products.....0 and number of persons insured under indemnity only products.....0.

**EXHIBIT OF PREMIUMS AND LOSSES (Statutory Page 14)**



NAIC Group Code.....0140    NAIC Company Code....15580    BUSINESS IN Other Alien # 23    DURING THE YEAR

19.23

Line of Business	Gross Premiums, Including Policy and Membership Fees, Less Return Premiums and Premiums on Policies not Taken		3 Dividends Paid or Credited to Policyholders on Direct Business	4 Direct Unearned Premium Reserves	5 Direct Losses Paid (deducting salvage)	6 Direct Losses Incurred	7 Direct Losses Unpaid	8 Direct Defense and Cost Containment Expense Paid	9 Direct Defense and Cost Containment Expense Incurred	10 Direct Defense and Cost Containment Expense Unpaid	11 Commissions and Brokerage Expenses	12 Taxes, Licenses and Fees
	1 Direct Premiums Written	2 Direct Premiums Earned										
1. Fire.....												
2.1 Allied lines.....												
2.2 Multiple peril crop.....												
2.3 Federal flood.....												
2.4 Private crop.....												
2.5 Private flood.....												
3. Farmowners multiple peril.....												
4. Homeowners multiple peril.....												
5.1 Commercial multiple peril (non-liability portion).....												
5.2 Commercial multiple peril (liability portion).....												
6. Mortgage guaranty.....												
8. Ocean marine.....												
9. Inland marine.....												
10. Financial guaranty.....												
11. Medical professional liability.....												
12. Earthquake.....												
13. Group accident and health (b).....												
14. Credit A&H (group and individual).....												
15.1 Collectively renewable A&H (b).....												
15.2 Non-cancelable A&H (b).....												
15.3 Guaranteed renewable A&H (b).....												
15.4 Non-renewable for stated reasons only (b).....												
15.5 Other accident only.....												
15.6 Medicare Title XVIII exempt from state taxes or fees.....												
15.7 All other A&H (b).....												
15.8 Federal employees health benefits plan premium.....												
16. Workers' compensation.....												
17.1 Other liability-occurrence.....												
17.2 Other liability-claims-made.....												
17.3 Excess workers' compensation.....												
18. Products liability.....												
19.1 Private passenger auto no-fault (personal injury protection).....												
19.2 Other private passenger auto liability.....												
19.3 Commercial auto no-fault (personal injury protection).....												
19.4 Other commercial auto liability.....												
21.1 Private passenger auto physical damage.....												
21.2 Commercial auto physical damage.....												
22. Aircraft (all perils).....												
23. Fidelity.....												
24. Surety.....												
26. Burglary and theft.....												
27. Boiler and machinery.....												
28. Credit.....												
30. Warranty.....												
34. Aggregate write-ins for other lines of business.....	0	0	0	0	0	0	0	0	0	0	0	0
35. TOTALS (a).....	0	0	0	0	0	0	0	0	0	0	0	0

DETAILS OF WRITE-INS

3401. ....												
3402. ....												
3403. ....												
3498. Summary of remaining write-ins for Line 34 from overflow page.....	0	0	0	0	0	0	0	0	0	0	0	0
3499. TOTALS (Lines 3401 through 3403 plus 3498) (Line 34 above).....	0	0	0	0	0	0	0	0	0	0	0	0

(a) Finance and service charges not included in Lines 1 to 35 \$.....0.  
(b) For health business on indicated lines report: Number of persons insured under PPO managed care products.....0 and number of persons insured under indemnity only products.....0.

**EXHIBIT OF PREMIUMS AND LOSSES (Statutory Page 14)**



NAIC Group Code.....0140    NAIC Company Code....15580    BUSINESS IN Other Alien # 24    DURING THE YEAR

1924

Line of Business	Gross Premiums, Including Policy and Membership Fees, Less Return Premiums and Premiums on Policies not Taken		3 Dividends Paid or Credited to Policyholders on Direct Business	4 Direct Unearned Premium Reserves	5 Direct Losses Paid (deducting salvage)	6 Direct Losses Incurred	7 Direct Losses Unpaid	8 Direct Defense and Cost Containment Expense Paid	9 Direct Defense and Cost Containment Expense Incurred	10 Direct Defense and Cost Containment Expense Unpaid	11 Commissions and Brokerage Expenses	12 Taxes, Licenses and Fees
	1 Direct Premiums Written	2 Direct Premiums Earned										
1. Fire.....												
2.1 Allied lines.....												
2.2 Multiple peril crop.....												
2.3 Federal flood.....												
2.4 Private crop.....												
2.5 Private flood.....												
3. Farmowners multiple peril.....												
4. Homeowners multiple peril.....												
5.1 Commercial multiple peril (non-liability portion).....												
5.2 Commercial multiple peril (liability portion).....												
6. Mortgage guaranty.....												
8. Ocean marine.....												
9. Inland marine.....												
10. Financial guaranty.....												
11. Medical professional liability.....												
12. Earthquake.....												
13. Group accident and health (b).....												
14. Credit A&H (group and individual).....												
15.1 Collectively renewable A&H (b).....												
15.2 Non-cancelable A&H (b).....												
15.3 Guaranteed renewable A&H (b).....												
15.4 Non-renewable for stated reasons only (b).....												
15.5 Other accident only.....												
15.6 Medicare Title XVIII exempt from state taxes or fees.....												
15.7 All other A&H (b).....												
15.8 Federal employees health benefits plan premium.....												
16. Workers' compensation.....												
17.1 Other liability-occurrence.....												
17.2 Other liability-claims-made.....												
17.3 Excess workers' compensation.....												
18. Products liability.....												
19.1 Private passenger auto no-fault (personal injury protection).....												
19.2 Other private passenger auto liability.....												
19.3 Commercial auto no-fault (personal injury protection).....												
19.4 Other commercial auto liability.....												
21.1 Private passenger auto physical damage.....												
21.2 Commercial auto physical damage.....												
22. Aircraft (all perils).....												
23. Fidelity.....												
24. Surety.....												
26. Burglary and theft.....												
27. Boiler and machinery.....												
28. Credit.....												
30. Warranty.....												
34. Aggregate write-ins for other lines of business.....	0	0	0	0	0	0	0	0	0	0	0	0
35. TOTALS (a).....	0	0	0	0	0	0	0	0	0	0	0	0

DETAILS OF WRITE-INS

3401. ....												
3402. ....												
3403. ....												
3498. Summary of remaining write-ins for Line 34 from overflow page.....	0	0	0	0	0	0	0	0	0	0	0	0
3499. TOTALS (Lines 3401 through 3403 plus 3498) (Line 34 above).....	0	0	0	0	0	0	0	0	0	0	0	0

(a) Finance and service charges not included in Lines 1 to 35 \$.....0.  
(b) For health business on indicated lines report: Number of persons insured under PPO managed care products.....0 and number of persons insured under indemnity only products.....0.

**EXHIBIT OF PREMIUMS AND LOSSES (Statutory Page 14)**



NAIC Group Code.....0140    NAIC Company Code....15580    BUSINESS IN Other Alien # 25    DURING THE YEAR

19.25

Line of Business	Gross Premiums, Including Policy and Membership Fees, Less Return Premiums and Premiums on Policies not Taken		3 Dividends Paid or Credited to Policyholders on Direct Business	4 Direct Unearned Premium Reserves	5 Direct Losses Paid (deducting salvage)	6 Direct Losses Incurred	7 Direct Losses Unpaid	8 Direct Defense and Cost Containment Expense Paid	9 Direct Defense and Cost Containment Expense Incurred	10 Direct Defense and Cost Containment Expense Unpaid	11 Commissions and Brokerage Expenses	12 Taxes, Licenses and Fees
	1 Direct Premiums Written	2 Direct Premiums Earned										
1. Fire.....												
2.1 Allied lines.....												
2.2 Multiple peril crop.....												
2.3 Federal flood.....												
2.4 Private crop.....												
2.5 Private flood.....												
3. Farmowners multiple peril.....												
4. Homeowners multiple peril.....												
5.1 Commercial multiple peril (non-liability portion).....												
5.2 Commercial multiple peril (liability portion).....												
6. Mortgage guaranty.....												
8. Ocean marine.....												
9. Inland marine.....												
10. Financial guaranty.....												
11. Medical professional liability.....												
12. Earthquake.....												
13. Group accident and health (b).....												
14. Credit A&H (group and individual).....												
15.1 Collectively renewable A&H (b).....												
15.2 Non-cancelable A&H (b).....												
15.3 Guaranteed renewable A&H (b).....												
15.4 Non-renewable for stated reasons only (b).....												
15.5 Other accident only.....												
15.6 Medicare Title XVIII exempt from state taxes or fees.....												
15.7 All other A&H (b).....												
15.8 Federal employees health benefits plan premium.....												
16. Workers' compensation.....												
17.1 Other liability-occurrence.....												
17.2 Other liability-claims-made.....												
17.3 Excess workers' compensation.....												
18. Products liability.....												
19.1 Private passenger auto no-fault (personal injury protection).....												
19.2 Other private passenger auto liability.....												
19.3 Commercial auto no-fault (personal injury protection).....												
19.4 Other commercial auto liability.....												
21.1 Private passenger auto physical damage.....												
21.2 Commercial auto physical damage.....												
22. Aircraft (all perils).....												
23. Fidelity.....												
24. Surety.....												
26. Burglary and theft.....												
27. Boiler and machinery.....												
28. Credit.....												
30. Warranty.....												
34. Aggregate write-ins for other lines of business.....	0	0	0	0	0	0	0	0	0	0	0	0
35. TOTALS (a).....	0	0	0	0	0	0	0	0	0	0	0	0

DETAILS OF WRITE-INS

3401. ....												
3402. ....												
3403. ....												
3498. Summary of remaining write-ins for Line 34 from overflow page.....	0	0	0	0	0	0	0	0	0	0	0	0
3499. TOTALS (Lines 3401 through 3403 plus 3498) (Line 34 above).....	0	0	0	0	0	0	0	0	0	0	0	0

(a) Finance and service charges not included in Lines 1 to 35 \$.....0.  
(b) For health business on indicated lines report: Number of persons insured under PPO managed care products.....0 and number of persons insured under indemnity only products.....0.

**EXHIBIT OF PREMIUMS AND LOSSES (Statutory Page 14)**



NAIC Group Code.....0140    NAIC Company Code....15580    BUSINESS IN Other Alien # 26    DURING THE YEAR

19.26

Line of Business	Gross Premiums, Including Policy and Membership Fees, Less Return Premiums and Premiums on Policies not Taken		3 Dividends Paid or Credited to Policyholders on Direct Business	4 Direct Unearned Premium Reserves	5 Direct Losses Paid (deducting salvage)	6 Direct Losses Incurred	7 Direct Losses Unpaid	8 Direct Defense and Cost Containment Expense Paid	9 Direct Defense and Cost Containment Expense Incurred	10 Direct Defense and Cost Containment Expense Unpaid	11 Commissions and Brokerage Expenses	12 Taxes, Licenses and Fees
	1 Direct Premiums Written	2 Direct Premiums Earned										
1. Fire.....												
2.1 Allied lines.....												
2.2 Multiple peril crop.....												
2.3 Federal flood.....												
2.4 Private crop.....												
2.5 Private flood.....												
3. Farmowners multiple peril.....												
4. Homeowners multiple peril.....												
5.1 Commercial multiple peril (non-liability portion).....												
5.2 Commercial multiple peril (liability portion).....												
6. Mortgage guaranty.....												
8. Ocean marine.....												
9. Inland marine.....												
10. Financial guaranty.....												
11. Medical professional liability.....												
12. Earthquake.....												
13. Group accident and health (b).....												
14. Credit A&H (group and individual).....												
15.1 Collectively renewable A&H (b).....												
15.2 Non-cancelable A&H (b).....												
15.3 Guaranteed renewable A&H (b).....												
15.4 Non-renewable for stated reasons only (b).....												
15.5 Other accident only.....												
15.6 Medicare Title XVIII exempt from state taxes or fees.....												
15.7 All other A&H (b).....												
15.8 Federal employees health benefits plan premium.....												
16. Workers' compensation.....												
17.1 Other liability-occurrence.....												
17.2 Other liability-claims-made.....												
17.3 Excess workers' compensation.....												
18. Products liability.....												
19.1 Private passenger auto no-fault (personal injury protection).....												
19.2 Other private passenger auto liability.....												
19.3 Commercial auto no-fault (personal injury protection).....												
19.4 Other commercial auto liability.....												
21.1 Private passenger auto physical damage.....												
21.2 Commercial auto physical damage.....												
22. Aircraft (all perils).....												
23. Fidelity.....												
24. Surety.....												
26. Burglary and theft.....												
27. Boiler and machinery.....												
28. Credit.....												
30. Warranty.....												
34. Aggregate write-ins for other lines of business.....	0	0	0	0	0	0	0	0	0	0	0	0
35. TOTALS (a).....	0	0	0	0	0	0	0	0	0	0	0	0

DETAILS OF WRITE-INS

3401. ....												
3402. ....												
3403. ....												
3498. Summary of remaining write-ins for Line 34 from overflow page.....	0	0	0	0	0	0	0	0	0	0	0	0
3499. TOTALS (Lines 3401 through 3403 plus 3498) (Line 34 above).....	0	0	0	0	0	0	0	0	0	0	0	0

(a) Finance and service charges not included in Lines 1 to 35 \$.....0.  
(b) For health business on indicated lines report: Number of persons insured under PPO managed care products.....0 and number of persons insured under indemnity only products.....0.

**EXHIBIT OF PREMIUMS AND LOSSES (Statutory Page 14)**



NAIC Group Code.....0140    NAIC Company Code....15580    BUSINESS IN Other Alien # 27    DURING THE YEAR

19.27

Line of Business	Gross Premiums, Including Policy and Membership Fees, Less Return Premiums and Premiums on Policies not Taken		3 Dividends Paid or Credited to Policyholders on Direct Business	4 Direct Unearned Premium Reserves	5 Direct Losses Paid (deducting salvage)	6 Direct Losses Incurred	7 Direct Losses Unpaid	8 Direct Defense and Cost Containment Expense Paid	9 Direct Defense and Cost Containment Expense Incurred	10 Direct Defense and Cost Containment Expense Unpaid	11 Commissions and Brokerage Expenses	12 Taxes, Licenses and Fees
	1 Direct Premiums Written	2 Direct Premiums Earned										
1. Fire.....												
2.1 Allied lines.....												
2.2 Multiple peril crop.....												
2.3 Federal flood.....												
2.4 Private crop.....												
2.5 Private flood.....												
3. Farmowners multiple peril.....												
4. Homeowners multiple peril.....												
5.1 Commercial multiple peril (non-liability portion).....												
5.2 Commercial multiple peril (liability portion).....												
6. Mortgage guaranty.....												
8. Ocean marine.....												
9. Inland marine.....												
10. Financial guaranty.....												
11. Medical professional liability.....												
12. Earthquake.....												
13. Group accident and health (b).....												
14. Credit A&H (group and individual).....												
15.1 Collectively renewable A&H (b).....												
15.2 Non-cancelable A&H (b).....												
15.3 Guaranteed renewable A&H (b).....												
15.4 Non-renewable for stated reasons only (b).....												
15.5 Other accident only.....												
15.6 Medicare Title XVIII exempt from state taxes or fees.....												
15.7 All other A&H (b).....												
15.8 Federal employees health benefits plan premium.....												
16. Workers' compensation.....												
17.1 Other liability-occurrence.....												
17.2 Other liability-claims-made.....												
17.3 Excess workers' compensation.....												
18. Products liability.....												
19.1 Private passenger auto no-fault (personal injury protection).....												
19.2 Other private passenger auto liability.....												
19.3 Commercial auto no-fault (personal injury protection).....												
19.4 Other commercial auto liability.....												
21.1 Private passenger auto physical damage.....												
21.2 Commercial auto physical damage.....												
22. Aircraft (all perils).....												
23. Fidelity.....												
24. Surety.....												
26. Burglary and theft.....												
27. Boiler and machinery.....												
28. Credit.....												
30. Warranty.....												
34. Aggregate write-ins for other lines of business.....	0	0	0	0	0	0	0	0	0	0	0	0
35. TOTALS (a).....	0	0	0	0	0	0	0	0	0	0	0	0

DETAILS OF WRITE-INS

3401. ....												
3402. ....												
3403. ....												
3498. Summary of remaining write-ins for Line 34 from overflow page.....	0	0	0	0	0	0	0	0	0	0	0	0
3499. TOTALS (Lines 3401 through 3403 plus 3498) (Line 34 above).....	0	0	0	0	0	0	0	0	0	0	0	0

(a) Finance and service charges not included in Lines 1 to 35 \$.....0.  
(b) For health business on indicated lines report: Number of persons insured under PPO managed care products.....0 and number of persons insured under indemnity only products.....0.



**EXHIBIT OF PREMIUMS AND LOSSES (Statutory Page 14)**



NAIC Group Code.....0140    NAIC Company Code....15580    BUSINESS IN Other Alien # 28    DURING THE YEAR

Line of Business	Gross Premiums, Including Policy and Membership Fees, Less Return Premiums and Premiums on Policies not Taken		3 Dividends Paid or Credited to Policyholders on Direct Business	4 Direct Unearned Premium Reserves	5 Direct Losses Paid (deducting salvage)	6 Direct Losses Incurred	7 Direct Losses Unpaid	8 Direct Defense and Cost Containment Expense Paid	9 Direct Defense and Cost Containment Expense Incurred	10 Direct Defense and Cost Containment Expense Unpaid	11 Commissions and Brokerage Expenses	12 Taxes, Licenses and Fees
	1 Direct Premiums Written	2 Direct Premiums Earned										
1. Fire.....												
2.1 Allied lines.....												
2.2 Multiple peril crop.....												
2.3 Federal flood.....												
2.4 Private crop.....												
2.5 Private flood.....												
3. Farmowners multiple peril.....												
4. Homeowners multiple peril.....												
5.1 Commercial multiple peril (non-liability portion).....												
5.2 Commercial multiple peril (liability portion).....												
6. Mortgage guaranty.....												
8. Ocean marine.....												
9. Inland marine.....												
10. Financial guaranty.....												
11. Medical professional liability.....												
12. Earthquake.....												
13. Group accident and health (b).....												
14. Credit A&H (group and individual).....												
15.1 Collectively renewable A&H (b).....												
15.2 Non-cancelable A&H (b).....												
15.3 Guaranteed renewable A&H (b).....												
15.4 Non-renewable for stated reasons only (b).....												
15.5 Other accident only.....												
15.6 Medicare Title XVIII exempt from state taxes or fees.....												
15.7 All other A&H (b).....												
15.8 Federal employees health benefits plan premium.....												
16. Workers' compensation.....												
17.1 Other liability-occurrence.....												
17.2 Other liability-claims-made.....												
17.3 Excess workers' compensation.....												
18. Products liability.....												
19.1 Private passenger auto no-fault (personal injury protection).....												
19.2 Other private passenger auto liability.....												
19.3 Commercial auto no-fault (personal injury protection).....												
19.4 Other commercial auto liability.....												
21.1 Private passenger auto physical damage.....												
21.2 Commercial auto physical damage.....												
22. Aircraft (all perils).....												
23. Fidelity.....												
24. Surety.....												
26. Burglary and theft.....												
27. Boiler and machinery.....												
28. Credit.....												
30. Warranty.....												
34. Aggregate write-ins for other lines of business.....	0	0	0	0	0	0	0	0	0	0	0	0
35. TOTALS (a).....	0	0	0	0	0	0	0	0	0	0	0	0

**DETAILS OF WRITE-INS**

3401. ....												
3402. ....												
3403. ....												
3498. Summary of remaining write-ins for Line 34 from overflow page.....	0	0	0	0	0	0	0	0	0	0	0	0
3499. TOTALS (Lines 3401 through 3403 plus 3498) (Line 34 above).....	0	0	0	0	0	0	0	0	0	0	0	0

(a) Finance and service charges not included in Lines 1 to 35 \$.....0.  
(b) For health business on indicated lines report: Number of persons insured under PPO managed care products.....0 and number of persons insured under indemnity only products.....0.

19.28

**EXHIBIT OF PREMIUMS AND LOSSES (Statutory Page 14)**



NAIC Group Code.....0140    NAIC Company Code....15580    BUSINESS IN Other Alien # 29    DURING THE YEAR

19.29

Line of Business	Gross Premiums, Including Policy and Membership Fees, Less Return Premiums and Premiums on Policies not Taken		3 Dividends Paid or Credited to Policyholders on Direct Business	4 Direct Unearned Premium Reserves	5 Direct Losses Paid (deducting salvage)	6 Direct Losses Incurred	7 Direct Losses Unpaid	8 Direct Defense and Cost Containment Expense Paid	9 Direct Defense and Cost Containment Expense Incurred	10 Direct Defense and Cost Containment Expense Unpaid	11 Commissions and Brokerage Expenses	12 Taxes, Licenses and Fees
	1 Direct Premiums Written	2 Direct Premiums Earned										
1. Fire.....												
2.1 Allied lines.....												
2.2 Multiple peril crop.....												
2.3 Federal flood.....												
2.4 Private crop.....												
2.5 Private flood.....												
3. Farmowners multiple peril.....												
4. Homeowners multiple peril.....												
5.1 Commercial multiple peril (non-liability portion).....												
5.2 Commercial multiple peril (liability portion).....												
6. Mortgage guaranty.....												
8. Ocean marine.....												
9. Inland marine.....												
10. Financial guaranty.....												
11. Medical professional liability.....												
12. Earthquake.....												
13. Group accident and health (b).....												
14. Credit A&H (group and individual).....												
15.1 Collectively renewable A&H (b).....												
15.2 Non-cancelable A&H (b).....												
15.3 Guaranteed renewable A&H (b).....												
15.4 Non-renewable for stated reasons only (b).....												
15.5 Other accident only.....												
15.6 Medicare Title XVIII exempt from state taxes or fees.....												
15.7 All other A&H (b).....												
15.8 Federal employees health benefits plan premium.....												
16. Workers' compensation.....												
17.1 Other liability-occurrence.....												
17.2 Other liability-claims-made.....												
17.3 Excess workers' compensation.....												
18. Products liability.....												
19.1 Private passenger auto no-fault (personal injury protection).....												
19.2 Other private passenger auto liability.....												
19.3 Commercial auto no-fault (personal injury protection).....												
19.4 Other commercial auto liability.....												
21.1 Private passenger auto physical damage.....												
21.2 Commercial auto physical damage.....												
22. Aircraft (all perils).....												
23. Fidelity.....												
24. Surety.....												
26. Burglary and theft.....												
27. Boiler and machinery.....												
28. Credit.....												
30. Warranty.....												
34. Aggregate write-ins for other lines of business.....	0	0	0	0	0	0	0	0	0	0	0	0
35. TOTALS (a).....	0	0	0	0	0	0	0	0	0	0	0	0

DETAILS OF WRITE-INS

3401. ....												
3402. ....												
3403. ....												
3498. Summary of remaining write-ins for Line 34 from overflow page.....	0	0	0	0	0	0	0	0	0	0	0	0
3499. TOTALS (Lines 3401 through 3403 plus 3498) (Line 34 above).....	0	0	0	0	0	0	0	0	0	0	0	0

(a) Finance and service charges not included in Lines 1 to 35 \$.....0.  
(b) For health business on indicated lines report: Number of persons insured under PPO managed care products.....0 and number of persons insured under indemnity only products.....0.

**EXHIBIT OF PREMIUMS AND LOSSES (Statutory Page 14)**



NAIC Group Code.....0140    NAIC Company Code....15580

BUSINESS IN Other Alien #152    DURING THE YEAR

19.2A

Line of Business	Gross Premiums, Including Policy and Membership Fees, Less Return Premiums and Premiums on Policies not Taken		3 Dividends Paid or Credited to Policyholders on Direct Business	4 Direct Unearned Premium Reserves	5 Direct Losses Paid (deducting salvage)	6 Direct Losses Incurred	7 Direct Losses Unpaid	8 Direct Defense and Cost Containment Expense Paid	9 Direct Defense and Cost Containment Expense Incurred	10 Direct Defense and Cost Containment Expense Unpaid	11 Commissions and Brokerage Expenses	12 Taxes, Licenses and Fees
	1 Direct Premiums Written	2 Direct Premiums Earned										
1. Fire.....												
2.1 Allied lines.....												
2.2 Multiple peril crop.....												
2.3 Federal flood.....												
2.4 Private crop.....												
2.5 Private flood.....												
3. Farmowners multiple peril.....												
4. Homeowners multiple peril.....												
5.1 Commercial multiple peril (non-liability portion).....												
5.2 Commercial multiple peril (liability portion).....												
6. Mortgage guaranty.....												
8. Ocean marine.....												
9. Inland marine.....												
10. Financial guaranty.....												
11. Medical professional liability.....												
12. Earthquake.....												
13. Group accident and health (b).....												
14. Credit A&H (group and individual).....												
15.1 Collectively renewable A&H (b).....												
15.2 Non-cancelable A&H (b).....												
15.3 Guaranteed renewable A&H (b).....												
15.4 Non-renewable for stated reasons only (b).....												
15.5 Other accident only.....												
15.6 Medicare Title XVIII exempt from state taxes or fees.....												
15.7 All other A&H (b).....												
15.8 Federal employees health benefits plan premium.....												
16. Workers' compensation.....												
17.1 Other liability-occurrence.....												
17.2 Other liability-claims-made.....												
17.3 Excess workers' compensation.....												
18. Products liability.....												
19.1 Private passenger auto no-fault (personal injury protection).....												
19.2 Other private passenger auto liability.....												
19.3 Commercial auto no-fault (personal injury protection).....												
19.4 Other commercial auto liability.....												
21.1 Private passenger auto physical damage.....												
21.2 Commercial auto physical damage.....												
22. Aircraft (all perils).....												
23. Fidelity.....												
24. Surety.....												
26. Burglary and theft.....												
27. Boiler and machinery.....												
28. Credit.....												
30. Warranty.....												
34. Aggregate write-ins for other lines of business.....	0	0	0	0	0	0	0	0	0	0	0	0
35. TOTALS (a).....	0	0	0	0	0	0	0	0	0	0	0	0

**DETAILS OF WRITE-INS**

3401. ....												
3402. ....												
3403. ....												
3498. Summary of remaining write-ins for Line 34 from overflow page.....	0	0	0	0	0	0	0	0	0	0	0	0
3499. TOTALS (Lines 3401 through 3403 plus 3498) (Line 34 above).....	0	0	0	0	0	0	0	0	0	0	0	0

(a) Finance and service charges not included in Lines 1 to 35 \$.....0.  
(b) For health business on indicated lines report: Number of persons insured under PPO managed care products.....0 and number of persons insured under indemnity only products.....0.

**EXHIBIT OF PREMIUMS AND LOSSES (Statutory Page 14)**



NAIC Group Code.....0140    NAIC Company Code....15580    BUSINESS IN Other Alien #153    DURING THE YEAR

19.2B

Line of Business	Gross Premiums, Including Policy and Membership Fees, Less Return Premiums and Premiums on Policies not Taken		3 Dividends Paid or Credited to Policyholders on Direct Business	4 Direct Unearned Premium Reserves	5 Direct Losses Paid (deducting salvage)	6 Direct Losses Incurred	7 Direct Losses Unpaid	8 Direct Defense and Cost Containment Expense Paid	9 Direct Defense and Cost Containment Expense Incurred	10 Direct Defense and Cost Containment Expense Unpaid	11 Commissions and Brokerage Expenses	12 Taxes, Licenses and Fees
	1 Direct Premiums Written	2 Direct Premiums Earned										
1. Fire.....												
2.1 Allied lines.....												
2.2 Multiple peril crop.....												
2.3 Federal flood.....												
2.4 Private crop.....												
2.5 Private flood.....												
3. Farmowners multiple peril.....												
4. Homeowners multiple peril.....												
5.1 Commercial multiple peril (non-liability portion).....												
5.2 Commercial multiple peril (liability portion).....												
6. Mortgage guaranty.....												
8. Ocean marine.....												
9. Inland marine.....												
10. Financial guaranty.....												
11. Medical professional liability.....												
12. Earthquake.....												
13. Group accident and health (b).....												
14. Credit A&H (group and individual).....												
15.1 Collectively renewable A&H (b).....												
15.2 Non-cancelable A&H (b).....												
15.3 Guaranteed renewable A&H (b).....												
15.4 Non-renewable for stated reasons only (b).....												
15.5 Other accident only.....												
15.6 Medicare Title XVIII exempt from state taxes or fees.....												
15.7 All other A&H (b).....												
15.8 Federal employees health benefits plan premium.....												
16. Workers' compensation.....												
17.1 Other liability-occurrence.....												
17.2 Other liability-claims-made.....												
17.3 Excess workers' compensation.....												
18. Products liability.....												
19.1 Private passenger auto no-fault (personal injury protection).....												
19.2 Other private passenger auto liability.....												
19.3 Commercial auto no-fault (personal injury protection).....												
19.4 Other commercial auto liability.....												
21.1 Private passenger auto physical damage.....												
21.2 Commercial auto physical damage.....												
22. Aircraft (all perils).....												
23. Fidelity.....												
24. Surety.....												
26. Burglary and theft.....												
27. Boiler and machinery.....												
28. Credit.....												
30. Warranty.....												
34. Aggregate write-ins for other lines of business.....	0	0	0	0	0	0	0	0	0	0	0	0
35. TOTALS (a).....	0	0	0	0	0	0	0	0	0	0	0	0

DETAILS OF WRITE-INS

3401. ....												
3402. ....												
3403. ....												
3498. Summary of remaining write-ins for Line 34 from overflow page.....	0	0	0	0	0	0	0	0	0	0	0	0
3499. TOTALS (Lines 3401 through 3403 plus 3498) (Line 34 above).....	0	0	0	0	0	0	0	0	0	0	0	0

(a) Finance and service charges not included in Lines 1 to 35 \$.....0.  
(b) For health business on indicated lines report: Number of persons insured under PPO managed care products.....0 and number of persons insured under indemnity only products.....0.

**EXHIBIT OF PREMIUMS AND LOSSES (Statutory Page 14)**



NAIC Group Code.....0140    NAIC Company Code....15580    BUSINESS IN Other Alien #154    DURING THE YEAR

19.2C

Line of Business	Gross Premiums, Including Policy and Membership Fees, Less Return Premiums and Premiums on Policies not Taken		3 Dividends Paid or Credited to Policyholders on Direct Business	4 Direct Unearned Premium Reserves	5 Direct Losses Paid (deducting salvage)	6 Direct Losses Incurred	7 Direct Losses Unpaid	8 Direct Defense and Cost Containment Expense Paid	9 Direct Defense and Cost Containment Expense Incurred	10 Direct Defense and Cost Containment Expense Unpaid	11 Commissions and Brokerage Expenses	12 Taxes, Licenses and Fees
	1 Direct Premiums Written	2 Direct Premiums Earned										
1. Fire.....												
2.1 Allied lines.....												
2.2 Multiple peril crop.....												
2.3 Federal flood.....												
2.4 Private crop.....												
2.5 Private flood.....												
3. Farmowners multiple peril.....												
4. Homeowners multiple peril.....												
5.1 Commercial multiple peril (non-liability portion).....												
5.2 Commercial multiple peril (liability portion).....												
6. Mortgage guaranty.....												
8. Ocean marine.....												
9. Inland marine.....												
10. Financial guaranty.....												
11. Medical professional liability.....												
12. Earthquake.....												
13. Group accident and health (b).....												
14. Credit A&H (group and individual).....												
15.1 Collectively renewable A&H (b).....												
15.2 Non-cancelable A&H (b).....												
15.3 Guaranteed renewable A&H (b).....												
15.4 Non-renewable for stated reasons only (b).....												
15.5 Other accident only.....												
15.6 Medicare Title XVIII exempt from state taxes or fees.....												
15.7 All other A&H (b).....												
15.8 Federal employees health benefits plan premium.....												
16. Workers' compensation.....												
17.1 Other liability-occurrence.....												
17.2 Other liability-claims-made.....												
17.3 Excess workers' compensation.....												
18. Products liability.....												
19.1 Private passenger auto no-fault (personal injury protection).....												
19.2 Other private passenger auto liability.....												
19.3 Commercial auto no-fault (personal injury protection).....												
19.4 Other commercial auto liability.....												
21.1 Private passenger auto physical damage.....												
21.2 Commercial auto physical damage.....												
22. Aircraft (all perils).....												
23. Fidelity.....												
24. Surety.....												
26. Burglary and theft.....												
27. Boiler and machinery.....												
28. Credit.....												
30. Warranty.....												
34. Aggregate write-ins for other lines of business.....	0	0	0	0	0	0	0	0	0	0	0	0
35. TOTALS (a).....	0	0	0	0	0	0	0	0	0	0	0	0

DETAILS OF WRITE-INS

3401. ....												
3402. ....												
3403. ....												
3498. Summary of remaining write-ins for Line 34 from overflow page.....	0	0	0	0	0	0	0	0	0	0	0	0
3499. TOTALS (Lines 3401 through 3403 plus 3498) (Line 34 above).....	0	0	0	0	0	0	0	0	0	0	0	0

(a) Finance and service charges not included in Lines 1 to 35 \$.....0.  
(b) For health business on indicated lines report: Number of persons insured under PPO managed care products.....0 and number of persons insured under indemnity only products.....0.

**EXHIBIT OF PREMIUMS AND LOSSES (Statutory Page 14)**



NAIC Group Code.....0140    NAIC Company Code....15580    BUSINESS IN Other Alien #155    DURING THE YEAR

Line of Business	Gross Premiums, Including Policy and Membership Fees, Less Return Premiums and Premiums on Policies not Taken		3 Dividends Paid or Credited to Policyholders on Direct Business	4 Direct Unearned Premium Reserves	5 Direct Losses Paid (deducting salvage)	6 Direct Losses Incurred	7 Direct Losses Unpaid	8 Direct Defense and Cost Containment Expense Paid	9 Direct Defense and Cost Containment Expense Incurred	10 Direct Defense and Cost Containment Expense Unpaid	11 Commissions and Brokerage Expenses	12 Taxes, Licenses and Fees
	1 Direct Premiums Written	2 Direct Premiums Earned										
1. Fire.....												
2.1 Allied lines.....												
2.2 Multiple peril crop.....												
2.3 Federal flood.....												
2.4 Private crop.....												
2.5 Private flood.....												
3. Farmowners multiple peril.....												
4. Homeowners multiple peril.....												
5.1 Commercial multiple peril (non-liability portion).....												
5.2 Commercial multiple peril (liability portion).....												
6. Mortgage guaranty.....												
8. Ocean marine.....												
9. Inland marine.....												
10. Financial guaranty.....												
11. Medical professional liability.....												
12. Earthquake.....												
13. Group accident and health (b).....												
14. Credit A&H (group and individual).....												
15.1 Collectively renewable A&H (b).....												
15.2 Non-cancelable A&H (b).....												
15.3 Guaranteed renewable A&H (b).....												
15.4 Non-renewable for stated reasons only (b).....												
15.5 Other accident only.....												
15.6 Medicare Title XVIII exempt from state taxes or fees.....												
15.7 All other A&H (b).....												
15.8 Federal employees health benefits plan premium.....												
16. Workers' compensation.....												
17.1 Other liability-occurrence.....												
17.2 Other liability-claims-made.....												
17.3 Excess workers' compensation.....												
18. Products liability.....												
19.1 Private passenger auto no-fault (personal injury protection).....												
19.2 Other private passenger auto liability.....												
19.3 Commercial auto no-fault (personal injury protection).....												
19.4 Other commercial auto liability.....												
21.1 Private passenger auto physical damage.....												
21.2 Commercial auto physical damage.....												
22. Aircraft (all perils).....												
23. Fidelity.....												
24. Surety.....												
26. Burglary and theft.....												
27. Boiler and machinery.....												
28. Credit.....												
30. Warranty.....												
34. Aggregate write-ins for other lines of business.....	0	0	0	0	0	0	0	0	0	0	0	0
35. TOTALS (a).....	0	0	0	0	0	0	0	0	0	0	0	0

**DETAILS OF WRITE-INS**

3401. ....												
3402. ....												
3403. ....												
3498. Summary of remaining write-ins for Line 34 from overflow page.....	0	0	0	0	0	0	0	0	0	0	0	0
3499. TOTALS (Lines 3401 through 3403 plus 3498) (Line 34 above).....	0	0	0	0	0	0	0	0	0	0	0	0

(a) Finance and service charges not included in Lines 1 to 35 \$.....0.  
(b) For health business on indicated lines report: Number of persons insured under PPO managed care products.....0 and number of persons insured under indemnity only products.....0.

**EXHIBIT OF PREMIUMS AND LOSSES (Statutory Page 14)**



NAIC Group Code.....0140    NAIC Company Code....15580    BUSINESS IN Other Alien #156    DURING THE YEAR

19.2E

Line of Business	Gross Premiums, Including Policy and Membership Fees, Less Return Premiums and Premiums on Policies not Taken		3 Dividends Paid or Credited to Policyholders on Direct Business	4 Direct Unearned Premium Reserves	5 Direct Losses Paid (deducting salvage)	6 Direct Losses Incurred	7 Direct Losses Unpaid	8 Direct Defense and Cost Containment Expense Paid	9 Direct Defense and Cost Containment Expense Incurred	10 Direct Defense and Cost Containment Expense Unpaid	11 Commissions and Brokerage Expenses	12 Taxes, Licenses and Fees
	1 Direct Premiums Written	2 Direct Premiums Earned										
1. Fire.....												
2.1 Allied lines.....												
2.2 Multiple peril crop.....												
2.3 Federal flood.....												
2.4 Private crop.....												
2.5 Private flood.....												
3. Farmowners multiple peril.....												
4. Homeowners multiple peril.....												
5.1 Commercial multiple peril (non-liability portion).....												
5.2 Commercial multiple peril (liability portion).....												
6. Mortgage guaranty.....												
8. Ocean marine.....												
9. Inland marine.....												
10. Financial guaranty.....												
11. Medical professional liability.....												
12. Earthquake.....												
13. Group accident and health (b).....												
14. Credit A&H (group and individual).....												
15.1 Collectively renewable A&H (b).....												
15.2 Non-cancelable A&H (b).....												
15.3 Guaranteed renewable A&H (b).....												
15.4 Non-renewable for stated reasons only (b).....												
15.5 Other accident only.....												
15.6 Medicare Title XVIII exempt from state taxes or fees.....												
15.7 All other A&H (b).....												
15.8 Federal employees health benefits plan premium.....												
16. Workers' compensation.....												
17.1 Other liability-occurrence.....												
17.2 Other liability-claims-made.....												
17.3 Excess workers' compensation.....												
18. Products liability.....												
19.1 Private passenger auto no-fault (personal injury protection).....												
19.2 Other private passenger auto liability.....												
19.3 Commercial auto no-fault (personal injury protection).....												
19.4 Other commercial auto liability.....												
21.1 Private passenger auto physical damage.....												
21.2 Commercial auto physical damage.....												
22. Aircraft (all perils).....												
23. Fidelity.....												
24. Surety.....												
26. Burglary and theft.....												
27. Boiler and machinery.....												
28. Credit.....												
30. Warranty.....												
34. Aggregate write-ins for other lines of business.....	0	0	0	0	0	0	0	0	0	0	0	0
35. TOTALS (a).....	0	0	0	0	0	0	0	0	0	0	0	0

**DETAILS OF WRITE-INS**

3401. ....												
3402. ....												
3403. ....												
3498. Summary of remaining write-ins for Line 34 from overflow page.....	0	0	0	0	0	0	0	0	0	0	0	0
3499. TOTALS (Lines 3401 through 3403 plus 3498) (Line 34 above).....	0	0	0	0	0	0	0	0	0	0	0	0

(a) Finance and service charges not included in Lines 1 to 35 \$.....0.  
(b) For health business on indicated lines report: Number of persons insured under PPO managed care products.....0 and number of persons insured under indemnity only products.....0.

**EXHIBIT OF PREMIUMS AND LOSSES (Statutory Page 14)**



NAIC Group Code.....0140    NAIC Company Code....15580    BUSINESS IN Other Alien #157    DURING THE YEAR

19.2F

Line of Business	Gross Premiums, Including Policy and Membership Fees, Less Return Premiums and Premiums on Policies not Taken		3 Dividends Paid or Credited to Policyholders on Direct Business	4 Direct Unearned Premium Reserves	5 Direct Losses Paid (deducting salvage)	6 Direct Losses Incurred	7 Direct Losses Unpaid	8 Direct Defense and Cost Containment Expense Paid	9 Direct Defense and Cost Containment Expense Incurred	10 Direct Defense and Cost Containment Expense Unpaid	11 Commissions and Brokerage Expenses	12 Taxes, Licenses and Fees
	1 Direct Premiums Written	2 Direct Premiums Earned										
1. Fire.....												
2.1 Allied lines.....												
2.2 Multiple peril crop.....												
2.3 Federal flood.....												
2.4 Private crop.....												
2.5 Private flood.....												
3. Farmowners multiple peril.....												
4. Homeowners multiple peril.....												
5.1 Commercial multiple peril (non-liability portion).....												
5.2 Commercial multiple peril (liability portion).....												
6. Mortgage guaranty.....												
8. Ocean marine.....												
9. Inland marine.....												
10. Financial guaranty.....												
11. Medical professional liability.....												
12. Earthquake.....												
13. Group accident and health (b).....												
14. Credit A&H (group and individual).....												
15.1 Collectively renewable A&H (b).....												
15.2 Non-cancelable A&H (b).....												
15.3 Guaranteed renewable A&H (b).....												
15.4 Non-renewable for stated reasons only (b).....												
15.5 Other accident only.....												
15.6 Medicare Title XVIII exempt from state taxes or fees.....												
15.7 All other A&H (b).....												
15.8 Federal employees health benefits plan premium.....												
16. Workers' compensation.....												
17.1 Other liability-occurrence.....												
17.2 Other liability-claims-made.....												
17.3 Excess workers' compensation.....												
18. Products liability.....												
19.1 Private passenger auto no-fault (personal injury protection).....												
19.2 Other private passenger auto liability.....												
19.3 Commercial auto no-fault (personal injury protection).....												
19.4 Other commercial auto liability.....												
21.1 Private passenger auto physical damage.....												
21.2 Commercial auto physical damage.....												
22. Aircraft (all perils).....												
23. Fidelity.....												
24. Surety.....												
26. Burglary and theft.....												
27. Boiler and machinery.....												
28. Credit.....												
30. Warranty.....												
34. Aggregate write-ins for other lines of business.....	0	0	0	0	0	0	0	0	0	0	0	0
35. TOTALS (a).....	0	0	0	0	0	0	0	0	0	0	0	0

DETAILS OF WRITE-INS

3401. ....												
3402. ....												
3403. ....												
3498. Summary of remaining write-ins for Line 34 from overflow page.....	0	0	0	0	0	0	0	0	0	0	0	0
3499. TOTALS (Lines 3401 through 3403 plus 3498) (Line 34 above).....	0	0	0	0	0	0	0	0	0	0	0	0

(a) Finance and service charges not included in Lines 1 to 35 \$.....0.  
(b) For health business on indicated lines report: Number of persons insured under PPO managed care products.....0 and number of persons insured under indemnity only products.....0.



**EXHIBIT OF PREMIUMS AND LOSSES (Statutory Page 14)**



NAIC Group Code.....0140    NAIC Company Code....15580    BUSINESS IN Other Alien #158    DURING THE YEAR

19.2G

Line of Business	Gross Premiums, Including Policy and Membership Fees, Less Return Premiums and Premiums on Policies not Taken		3 Dividends Paid or Credited to Policyholders on Direct Business	4 Direct Unearned Premium Reserves	5 Direct Losses Paid (deducting salvage)	6 Direct Losses Incurred	7 Direct Losses Unpaid	8 Direct Defense and Cost Containment Expense Paid	9 Direct Defense and Cost Containment Expense Incurred	10 Direct Defense and Cost Containment Expense Unpaid	11 Commissions and Brokerage Expenses	12 Taxes, Licenses and Fees
	1 Direct Premiums Written	2 Direct Premiums Earned										
1. Fire.....												
2.1 Allied lines.....												
2.2 Multiple peril crop.....												
2.3 Federal flood.....												
2.4 Private crop.....												
2.5 Private flood.....												
3. Farmowners multiple peril.....												
4. Homeowners multiple peril.....												
5.1 Commercial multiple peril (non-liability portion).....												
5.2 Commercial multiple peril (liability portion).....												
6. Mortgage guaranty.....												
8. Ocean marine.....												
9. Inland marine.....												
10. Financial guaranty.....												
11. Medical professional liability.....												
12. Earthquake.....												
13. Group accident and health (b).....												
14. Credit A&H (group and individual).....												
15.1 Collectively renewable A&H (b).....												
15.2 Non-cancelable A&H (b).....												
15.3 Guaranteed renewable A&H (b).....												
15.4 Non-renewable for stated reasons only (b).....												
15.5 Other accident only.....												
15.6 Medicare Title XVIII exempt from state taxes or fees.....												
15.7 All other A&H (b).....												
15.8 Federal employees health benefits plan premium.....												
16. Workers' compensation.....												
17.1 Other liability-occurrence.....												
17.2 Other liability-claims-made.....												
17.3 Excess workers' compensation.....												
18. Products liability.....												
19.1 Private passenger auto no-fault (personal injury protection).....												
19.2 Other private passenger auto liability.....												
19.3 Commercial auto no-fault (personal injury protection).....												
19.4 Other commercial auto liability.....												
21.1 Private passenger auto physical damage.....												
21.2 Commercial auto physical damage.....												
22. Aircraft (all perils).....												
23. Fidelity.....												
24. Surety.....												
26. Burglary and theft.....												
27. Boiler and machinery.....												
28. Credit.....												
30. Warranty.....												
34. Aggregate write-ins for other lines of business.....	0	0	0	0	0	0	0	0	0	0	0	0
35. TOTALS (a).....	0	0	0	0	0	0	0	0	0	0	0	0

**DETAILS OF WRITE-INS**

3401. ....												
3402. ....												
3403. ....												
3498. Summary of remaining write-ins for Line 34 from overflow page.....	0	0	0	0	0	0	0	0	0	0	0	0
3499. TOTALS (Lines 3401 through 3403 plus 3498) (Line 34 above).....	0	0	0	0	0	0	0	0	0	0	0	0

(a) Finance and service charges not included in Lines 1 to 35 \$.....0.  
(b) For health business on indicated lines report: Number of persons insured under PPO managed care products.....0 and number of persons insured under indemnity only products.....0.

**EXHIBIT OF PREMIUMS AND LOSSES (Statutory Page 14)**



NAIC Group Code.....0140    NAIC Company Code....15580    BUSINESS IN Other Alien #159    DURING THE YEAR

19.2H

Line of Business	Gross Premiums, Including Policy and Membership Fees, Less Return Premiums and Premiums on Policies not Taken		3 Dividends Paid or Credited to Policyholders on Direct Business	4 Direct Unearned Premium Reserves	5 Direct Losses Paid (deducting salvage)	6 Direct Losses Incurred	7 Direct Losses Unpaid	8 Direct Defense and Cost Containment Expense Paid	9 Direct Defense and Cost Containment Expense Incurred	10 Direct Defense and Cost Containment Expense Unpaid	11 Commissions and Brokerage Expenses	12 Taxes, Licenses and Fees
	1 Direct Premiums Written	2 Direct Premiums Earned										
1. Fire.....												
2.1 Allied lines.....												
2.2 Multiple peril crop.....												
2.3 Federal flood.....												
2.4 Private crop.....												
2.5 Private flood.....												
3. Farmowners multiple peril.....												
4. Homeowners multiple peril.....												
5.1 Commercial multiple peril (non-liability portion).....												
5.2 Commercial multiple peril (liability portion).....												
6. Mortgage guaranty.....												
8. Ocean marine.....												
9. Inland marine.....												
10. Financial guaranty.....												
11. Medical professional liability.....												
12. Earthquake.....												
13. Group accident and health (b).....												
14. Credit A&H (group and individual).....												
15.1 Collectively renewable A&H (b).....												
15.2 Non-cancelable A&H (b).....												
15.3 Guaranteed renewable A&H (b).....												
15.4 Non-renewable for stated reasons only (b).....												
15.5 Other accident only.....												
15.6 Medicare Title XVIII exempt from state taxes or fees.....												
15.7 All other A&H (b).....												
15.8 Federal employees health benefits plan premium.....												
16. Workers' compensation.....												
17.1 Other liability-occurrence.....												
17.2 Other liability-claims-made.....												
17.3 Excess workers' compensation.....												
18. Products liability.....												
19.1 Private passenger auto no-fault (personal injury protection).....												
19.2 Other private passenger auto liability.....												
19.3 Commercial auto no-fault (personal injury protection).....												
19.4 Other commercial auto liability.....												
21.1 Private passenger auto physical damage.....												
21.2 Commercial auto physical damage.....												
22. Aircraft (all perils).....												
23. Fidelity.....												
24. Surety.....												
26. Burglary and theft.....												
27. Boiler and machinery.....												
28. Credit.....												
30. Warranty.....												
34. Aggregate write-ins for other lines of business.....	0	0	0	0	0	0	0	0	0	0	0	0
35. TOTALS (a).....	0	0	0	0	0	0	0	0	0	0	0	0

**DETAILS OF WRITE-INS**

3401. ....												
3402. ....												
3403. ....												
3498. Summary of remaining write-ins for Line 34 from overflow page.....	0	0	0	0	0	0	0	0	0	0	0	0
3499. TOTALS (Lines 3401 through 3403 plus 3498) (Line 34 above).....	0	0	0	0	0	0	0	0	0	0	0	0

(a) Finance and service charges not included in Lines 1 to 35 \$.....0.  
(b) For health business on indicated lines report: Number of persons insured under PPO managed care products.....0 and number of persons insured under indemnity only products.....0.

**EXHIBIT OF PREMIUMS AND LOSSES (Statutory Page 14)**



NAIC Group Code.....0140    NAIC Company Code....15580    BUSINESS IN Other Alien #160    DURING THE YEAR

19.21

Line of Business	Gross Premiums, Including Policy and Membership Fees, Less Return Premiums and Premiums on Policies not Taken		3 Dividends Paid or Credited to Policyholders on Direct Business	4 Direct Unearned Premium Reserves	5 Direct Losses Paid (deducting salvage)	6 Direct Losses Incurred	7 Direct Losses Unpaid	8 Direct Defense and Cost Containment Expense Paid	9 Direct Defense and Cost Containment Expense Incurred	10 Direct Defense and Cost Containment Expense Unpaid	11 Commissions and Brokerage Expenses	12 Taxes, Licenses and Fees
	1 Direct Premiums Written	2 Direct Premiums Earned										
1. Fire.....												
2.1 Allied lines.....												
2.2 Multiple peril crop.....												
2.3 Federal flood.....												
2.4 Private crop.....												
2.5 Private flood.....												
3. Farmowners multiple peril.....												
4. Homeowners multiple peril.....												
5.1 Commercial multiple peril (non-liability portion).....												
5.2 Commercial multiple peril (liability portion).....												
6. Mortgage guaranty.....												
8. Ocean marine.....												
9. Inland marine.....												
10. Financial guaranty.....												
11. Medical professional liability.....												
12. Earthquake.....												
13. Group accident and health (b).....												
14. Credit A&H (group and individual).....												
15.1 Collectively renewable A&H (b).....												
15.2 Non-cancelable A&H (b).....												
15.3 Guaranteed renewable A&H (b).....												
15.4 Non-renewable for stated reasons only (b).....												
15.5 Other accident only.....												
15.6 Medicare Title XVIII exempt from state taxes or fees.....												
15.7 All other A&H (b).....												
15.8 Federal employees health benefits plan premium.....												
16. Workers' compensation.....												
17.1 Other liability-occurrence.....												
17.2 Other liability-claims-made.....												
17.3 Excess workers' compensation.....												
18. Products liability.....												
19.1 Private passenger auto no-fault (personal injury protection).....												
19.2 Other private passenger auto liability.....												
19.3 Commercial auto no-fault (personal injury protection).....												
19.4 Other commercial auto liability.....												
21.1 Private passenger auto physical damage.....												
21.2 Commercial auto physical damage.....												
22. Aircraft (all perils).....												
23. Fidelity.....												
24. Surety.....												
26. Burglary and theft.....												
27. Boiler and machinery.....												
28. Credit.....												
30. Warranty.....												
34. Aggregate write-ins for other lines of business.....	0	0	0	0	0	0	0	0	0	0	0	0
35. TOTALS (a).....	0	0	0	0	0	0	0	0	0	0	0	0

DETAILS OF WRITE-INS

3401. ....												
3402. ....												
3403. ....												
3498. Summary of remaining write-ins for Line 34 from overflow page.....	0	0	0	0	0	0	0	0	0	0	0	0
3499. TOTALS (Lines 3401 through 3403 plus 3498) (Line 34 above).....	0	0	0	0	0	0	0	0	0	0	0	0

(a) Finance and service charges not included in Lines 1 to 35 \$.....0.  
(b) For health business on indicated lines report: Number of persons insured under PPO managed care products.....0 and number of persons insured under indemnity only products.....0.

**EXHIBIT OF PREMIUMS AND LOSSES (Statutory Page 14)**



NAIC Group Code.....0140    NAIC Company Code....15580    BUSINESS IN Other Alien #161    DURING THE YEAR

19.2J

Line of Business	Gross Premiums, Including Policy and Membership Fees, Less Return Premiums and Premiums on Policies not Taken		3 Dividends Paid or Credited to Policyholders on Direct Business	4 Direct Unearned Premium Reserves	5 Direct Losses Paid (deducting salvage)	6 Direct Losses Incurred	7 Direct Losses Unpaid	8 Direct Defense and Cost Containment Expense Paid	9 Direct Defense and Cost Containment Expense Incurred	10 Direct Defense and Cost Containment Expense Unpaid	11 Commissions and Brokerage Expenses	12 Taxes, Licenses and Fees
	1 Direct Premiums Written	2 Direct Premiums Earned										
1. Fire.....												
2.1 Allied lines.....												
2.2 Multiple peril crop.....												
2.3 Federal flood.....												
2.4 Private crop.....												
2.5 Private flood.....												
3. Farmowners multiple peril.....												
4. Homeowners multiple peril.....												
5.1 Commercial multiple peril (non-liability portion).....												
5.2 Commercial multiple peril (liability portion).....												
6. Mortgage guaranty.....												
8. Ocean marine.....												
9. Inland marine.....												
10. Financial guaranty.....												
11. Medical professional liability.....												
12. Earthquake.....												
13. Group accident and health (b).....												
14. Credit A&H (group and individual).....												
15.1 Collectively renewable A&H (b).....												
15.2 Non-cancelable A&H (b).....												
15.3 Guaranteed renewable A&H (b).....												
15.4 Non-renewable for stated reasons only (b).....												
15.5 Other accident only.....												
15.6 Medicare Title XVIII exempt from state taxes or fees.....												
15.7 All other A&H (b).....												
15.8 Federal employees health benefits plan premium.....												
16. Workers' compensation.....												
17.1 Other liability-occurrence.....												
17.2 Other liability-claims-made.....												
17.3 Excess workers' compensation.....												
18. Products liability.....												
19.1 Private passenger auto no-fault (personal injury protection).....												
19.2 Other private passenger auto liability.....												
19.3 Commercial auto no-fault (personal injury protection).....												
19.4 Other commercial auto liability.....												
21.1 Private passenger auto physical damage.....												
21.2 Commercial auto physical damage.....												
22. Aircraft (all perils).....												
23. Fidelity.....												
24. Surety.....												
26. Burglary and theft.....												
27. Boiler and machinery.....												
28. Credit.....												
30. Warranty.....												
34. Aggregate write-ins for other lines of business.....	0	0	0	0	0	0	0	0	0	0	0	0
35. TOTALS (a).....	0	0	0	0	0	0	0	0	0	0	0	0

DETAILS OF WRITE-INS

3401. ....												
3402. ....												
3403. ....												
3498. Summary of remaining write-ins for Line 34 from overflow page.....	0	0	0	0	0	0	0	0	0	0	0	0
3499. TOTALS (Lines 3401 through 3403 plus 3498) (Line 34 above).....	0	0	0	0	0	0	0	0	0	0	0	0

(a) Finance and service charges not included in Lines 1 to 35 \$.....0.  
(b) For health business on indicated lines report: Number of persons insured under PPO managed care products.....0 and number of persons insured under indemnity only products.....0.

**EXHIBIT OF PREMIUMS AND LOSSES (Statutory Page 14)**



NAIC Group Code.....0140    NAIC Company Code....15580    BUSINESS IN Other Alien #162    DURING THE YEAR

19.2K

Line of Business	Gross Premiums, Including Policy and Membership Fees, Less Return Premiums and Premiums on Policies not Taken		3 Dividends Paid or Credited to Policyholders on Direct Business	4 Direct Unearned Premium Reserves	5 Direct Losses Paid (deducting salvage)	6 Direct Losses Incurred	7 Direct Losses Unpaid	8 Direct Defense and Cost Containment Expense Paid	9 Direct Defense and Cost Containment Expense Incurred	10 Direct Defense and Cost Containment Expense Unpaid	11 Commissions and Brokerage Expenses	12 Taxes, Licenses and Fees
	1 Direct Premiums Written	2 Direct Premiums Earned										
1. Fire.....												
2.1 Allied lines.....												
2.2 Multiple peril crop.....												
2.3 Federal flood.....												
2.4 Private crop.....												
2.5 Private flood.....												
3. Farmowners multiple peril.....												
4. Homeowners multiple peril.....												
5.1 Commercial multiple peril (non-liability portion).....												
5.2 Commercial multiple peril (liability portion).....												
6. Mortgage guaranty.....												
8. Ocean marine.....												
9. Inland marine.....												
10. Financial guaranty.....												
11. Medical professional liability.....												
12. Earthquake.....												
13. Group accident and health (b).....												
14. Credit A&H (group and individual).....												
15.1 Collectively renewable A&H (b).....												
15.2 Non-cancelable A&H (b).....												
15.3 Guaranteed renewable A&H (b).....												
15.4 Non-renewable for stated reasons only (b).....												
15.5 Other accident only.....												
15.6 Medicare Title XVIII exempt from state taxes or fees.....												
15.7 All other A&H (b).....												
15.8 Federal employees health benefits plan premium.....												
16. Workers' compensation.....												
17.1 Other liability-occurrence.....												
17.2 Other liability-claims-made.....												
17.3 Excess workers' compensation.....												
18. Products liability.....												
19.1 Private passenger auto no-fault (personal injury protection).....												
19.2 Other private passenger auto liability.....												
19.3 Commercial auto no-fault (personal injury protection).....												
19.4 Other commercial auto liability.....												
21.1 Private passenger auto physical damage.....												
21.2 Commercial auto physical damage.....												
22. Aircraft (all perils).....												
23. Fidelity.....												
24. Surety.....												
26. Burglary and theft.....												
27. Boiler and machinery.....												
28. Credit.....												
30. Warranty.....												
34. Aggregate write-ins for other lines of business.....	0	0	0	0	0	0	0	0	0	0	0	0
35. TOTALS (a).....	0	0	0	0	0	0	0	0	0	0	0	0

DETAILS OF WRITE-INS

3401. ....												
3402. ....												
3403. ....												
3498. Summary of remaining write-ins for Line 34 from overflow page.....	0	0	0	0	0	0	0	0	0	0	0	0
3499. TOTALS (Lines 3401 through 3403 plus 3498) (Line 34 above).....	0	0	0	0	0	0	0	0	0	0	0	0

(a) Finance and service charges not included in Lines 1 to 35 \$.....0.  
(b) For health business on indicated lines report: Number of persons insured under PPO managed care products.....0 and number of persons insured under indemnity only products.....0.

**EXHIBIT OF PREMIUMS AND LOSSES (Statutory Page 14)**



NAIC Group Code.....0140    NAIC Company Code....15580    BUSINESS IN Other Alien #163    DURING THE YEAR

Line of Business	Gross Premiums, Including Policy and Membership Fees, Less Return Premiums and Premiums on Policies not Taken		3 Dividends Paid or Credited to Policyholders on Direct Business	4 Direct Unearned Premium Reserves	5 Direct Losses Paid (deducting salvage)	6 Direct Losses Incurred	7 Direct Losses Unpaid	8 Direct Defense and Cost Containment Expense Paid	9 Direct Defense and Cost Containment Expense Incurred	10 Direct Defense and Cost Containment Expense Unpaid	11 Commissions and Brokerage Expenses	12 Taxes, Licenses and Fees
	1 Direct Premiums Written	2 Direct Premiums Earned										
1. Fire.....												
2.1 Allied lines.....												
2.2 Multiple peril crop.....												
2.3 Federal flood.....												
2.4 Private crop.....												
2.5 Private flood.....												
3. Farmowners multiple peril.....												
4. Homeowners multiple peril.....												
5.1 Commercial multiple peril (non-liability portion).....												
5.2 Commercial multiple peril (liability portion).....												
6. Mortgage guaranty.....												
8. Ocean marine.....												
9. Inland marine.....												
10. Financial guaranty.....												
11. Medical professional liability.....												
12. Earthquake.....												
13. Group accident and health (b).....												
14. Credit A&H (group and individual).....												
15.1 Collectively renewable A&H (b).....												
15.2 Non-cancelable A&H (b).....												
15.3 Guaranteed renewable A&H (b).....												
15.4 Non-renewable for stated reasons only (b).....												
15.5 Other accident only.....												
15.6 Medicare Title XVIII exempt from state taxes or fees.....												
15.7 All other A&H (b).....												
15.8 Federal employees health benefits plan premium.....												
16. Workers' compensation.....												
17.1 Other liability-occurrence.....												
17.2 Other liability-claims-made.....												
17.3 Excess workers' compensation.....												
18. Products liability.....												
19.1 Private passenger auto no-fault (personal injury protection).....												
19.2 Other private passenger auto liability.....												
19.3 Commercial auto no-fault (personal injury protection).....												
19.4 Other commercial auto liability.....												
21.1 Private passenger auto physical damage.....												
21.2 Commercial auto physical damage.....												
22. Aircraft (all perils).....												
23. Fidelity.....												
24. Surety.....												
26. Burglary and theft.....												
27. Boiler and machinery.....												
28. Credit.....												
30. Warranty.....												
34. Aggregate write-ins for other lines of business.....	0	0	0	0	0	0	0	0	0	0	0	0
35. TOTALS (a).....	0	0	0	0	0	0	0	0	0	0	0	0

**DETAILS OF WRITE-INS**

3401. ....												
3402. ....												
3403. ....												
3498. Summary of remaining write-ins for Line 34 from overflow page.....	0	0	0	0	0	0	0	0	0	0	0	0
3499. TOTALS (Lines 3401 through 3403 plus 3498) (Line 34 above).....	0	0	0	0	0	0	0	0	0	0	0	0

(a) Finance and service charges not included in Lines 1 to 35 \$.....0.  
(b) For health business on indicated lines report: Number of persons insured under PPO managed care products.....0 and number of persons insured under indemnity only products.....0.

19.2L

**EXHIBIT OF PREMIUMS AND LOSSES (Statutory Page 14)**



NAIC Group Code.....0140    NAIC Company Code....15580    BUSINESS IN Other Alien #164    DURING THE YEAR

19.2M

Line of Business	Gross Premiums, Including Policy and Membership Fees, Less Return Premiums and Premiums on Policies not Taken		3 Dividends Paid or Credited to Policyholders on Direct Business	4 Direct Unearned Premium Reserves	5 Direct Losses Paid (deducting salvage)	6 Direct Losses Incurred	7 Direct Losses Unpaid	8 Direct Defense and Cost Containment Expense Paid	9 Direct Defense and Cost Containment Expense Incurred	10 Direct Defense and Cost Containment Expense Unpaid	11 Commissions and Brokerage Expenses	12 Taxes, Licenses and Fees
	1 Direct Premiums Written	2 Direct Premiums Earned										
1. Fire.....												
2.1 Allied lines.....												
2.2 Multiple peril crop.....												
2.3 Federal flood.....												
2.4 Private crop.....												
2.5 Private flood.....												
3. Farmowners multiple peril.....												
4. Homeowners multiple peril.....												
5.1 Commercial multiple peril (non-liability portion).....												
5.2 Commercial multiple peril (liability portion).....												
6. Mortgage guaranty.....												
8. Ocean marine.....												
9. Inland marine.....												
10. Financial guaranty.....												
11. Medical professional liability.....												
12. Earthquake.....												
13. Group accident and health (b).....												
14. Credit A&H (group and individual).....												
15.1 Collectively renewable A&H (b).....												
15.2 Non-cancelable A&H (b).....												
15.3 Guaranteed renewable A&H (b).....												
15.4 Non-renewable for stated reasons only (b).....												
15.5 Other accident only.....												
15.6 Medicare Title XVIII exempt from state taxes or fees.....												
15.7 All other A&H (b).....												
15.8 Federal employees health benefits plan premium.....												
16. Workers' compensation.....												
17.1 Other liability-occurrence.....												
17.2 Other liability-claims-made.....												
17.3 Excess workers' compensation.....												
18. Products liability.....												
19.1 Private passenger auto no-fault (personal injury protection).....												
19.2 Other private passenger auto liability.....												
19.3 Commercial auto no-fault (personal injury protection).....												
19.4 Other commercial auto liability.....												
21.1 Private passenger auto physical damage.....												
21.2 Commercial auto physical damage.....												
22. Aircraft (all perils).....												
23. Fidelity.....												
24. Surety.....												
26. Burglary and theft.....												
27. Boiler and machinery.....												
28. Credit.....												
30. Warranty.....												
34. Aggregate write-ins for other lines of business.....	0	0	0	0	0	0	0	0	0	0	0	0
35. TOTALS (a).....	0	0	0	0	0	0	0	0	0	0	0	0

DETAILS OF WRITE-INS

3401. ....												
3402. ....												
3403. ....												
3498. Summary of remaining write-ins for Line 34 from overflow page.....	0	0	0	0	0	0	0	0	0	0	0	0
3499. TOTALS (Lines 3401 through 3403 plus 3498) (Line 34 above).....	0	0	0	0	0	0	0	0	0	0	0	0

(a) Finance and service charges not included in Lines 1 to 35 \$.....0.  
(b) For health business on indicated lines report: Number of persons insured under PPO managed care products.....0 and number of persons insured under indemnity only products.....0.

**EXHIBIT OF PREMIUMS AND LOSSES (Statutory Page 14)**



NAIC Group Code.....0140    NAIC Company Code....15580    BUSINESS IN Other Alien #165    DURING THE YEAR

19.2N

Line of Business	Gross Premiums, Including Policy and Membership Fees, Less Return Premiums and Premiums on Policies not Taken		3 Dividends Paid or Credited to Policyholders on Direct Business	4 Direct Unearned Premium Reserves	5 Direct Losses Paid (deducting salvage)	6 Direct Losses Incurred	7 Direct Losses Unpaid	8 Direct Defense and Cost Containment Expense Paid	9 Direct Defense and Cost Containment Expense Incurred	10 Direct Defense and Cost Containment Expense Unpaid	11 Commissions and Brokerage Expenses	12 Taxes, Licenses and Fees
	1 Direct Premiums Written	2 Direct Premiums Earned										
1. Fire.....												
2.1 Allied lines.....												
2.2 Multiple peril crop.....												
2.3 Federal flood.....												
2.4 Private crop.....												
2.5 Private flood.....												
3. Farmowners multiple peril.....												
4. Homeowners multiple peril.....												
5.1 Commercial multiple peril (non-liability portion).....												
5.2 Commercial multiple peril (liability portion).....												
6. Mortgage guaranty.....												
8. Ocean marine.....												
9. Inland marine.....												
10. Financial guaranty.....												
11. Medical professional liability.....												
12. Earthquake.....												
13. Group accident and health (b).....												
14. Credit A&H (group and individual).....												
15.1 Collectively renewable A&H (b).....												
15.2 Non-cancelable A&H (b).....												
15.3 Guaranteed renewable A&H (b).....												
15.4 Non-renewable for stated reasons only (b).....												
15.5 Other accident only.....												
15.6 Medicare Title XVIII exempt from state taxes or fees.....												
15.7 All other A&H (b).....												
15.8 Federal employees health benefits plan premium.....												
16. Workers' compensation.....												
17.1 Other liability-occurrence.....												
17.2 Other liability-claims-made.....												
17.3 Excess workers' compensation.....												
18. Products liability.....												
19.1 Private passenger auto no-fault (personal injury protection).....												
19.2 Other private passenger auto liability.....												
19.3 Commercial auto no-fault (personal injury protection).....												
19.4 Other commercial auto liability.....												
21.1 Private passenger auto physical damage.....												
21.2 Commercial auto physical damage.....												
22. Aircraft (all perils).....												
23. Fidelity.....												
24. Surety.....												
26. Burglary and theft.....												
27. Boiler and machinery.....												
28. Credit.....												
30. Warranty.....												
34. Aggregate write-ins for other lines of business.....	0	0	0	0	0	0	0	0	0	0	0	0
35. TOTALS (a).....	0	0	0	0	0	0	0	0	0	0	0	0

DETAILS OF WRITE-INS

3401. ....												
3402. ....												
3403. ....												
3498. Summary of remaining write-ins for Line 34 from overflow page.....	0	0	0	0	0	0	0	0	0	0	0	0
3499. TOTALS (Lines 3401 through 3403 plus 3498) (Line 34 above).....	0	0	0	0	0	0	0	0	0	0	0	0

(a) Finance and service charges not included in Lines 1 to 35 \$.....0.  
(b) For health business on indicated lines report: Number of persons insured under PPO managed care products.....0 and number of persons insured under indemnity only products.....0.



**EXHIBIT OF PREMIUMS AND LOSSES (Statutory Page 14)**



NAIC Group Code.....0140    NAIC Company Code....15580    BUSINESS IN Other Alien #166    DURING THE YEAR

19.20

Line of Business	Gross Premiums, Including Policy and Membership Fees, Less Return Premiums and Premiums on Policies not Taken		3 Dividends Paid or Credited to Policyholders on Direct Business	4 Direct Unearned Premium Reserves	5 Direct Losses Paid (deducting salvage)	6 Direct Losses Incurred	7 Direct Losses Unpaid	8 Direct Defense and Cost Containment Expense Paid	9 Direct Defense and Cost Containment Expense Incurred	10 Direct Defense and Cost Containment Expense Unpaid	11 Commissions and Brokerage Expenses	12 Taxes, Licenses and Fees
	1 Direct Premiums Written	2 Direct Premiums Earned										
1. Fire.....												
2.1 Allied lines.....												
2.2 Multiple peril crop.....												
2.3 Federal flood.....												
2.4 Private crop.....												
2.5 Private flood.....												
3. Farmowners multiple peril.....												
4. Homeowners multiple peril.....												
5.1 Commercial multiple peril (non-liability portion).....												
5.2 Commercial multiple peril (liability portion).....												
6. Mortgage guaranty.....												
8. Ocean marine.....												
9. Inland marine.....												
10. Financial guaranty.....												
11. Medical professional liability.....												
12. Earthquake.....												
13. Group accident and health (b).....												
14. Credit A&H (group and individual).....												
15.1 Collectively renewable A&H (b).....												
15.2 Non-cancelable A&H (b).....												
15.3 Guaranteed renewable A&H (b).....												
15.4 Non-renewable for stated reasons only (b).....												
15.5 Other accident only.....												
15.6 Medicare Title XVIII exempt from state taxes or fees.....												
15.7 All other A&H (b).....												
15.8 Federal employees health benefits plan premium.....												
16. Workers' compensation.....												
17.1 Other liability-occurrence.....												
17.2 Other liability-claims-made.....												
17.3 Excess workers' compensation.....												
18. Products liability.....												
19.1 Private passenger auto no-fault (personal injury protection).....												
19.2 Other private passenger auto liability.....												
19.3 Commercial auto no-fault (personal injury protection).....												
19.4 Other commercial auto liability.....												
21.1 Private passenger auto physical damage.....												
21.2 Commercial auto physical damage.....												
22. Aircraft (all perils).....												
23. Fidelity.....												
24. Surety.....												
26. Burglary and theft.....												
27. Boiler and machinery.....												
28. Credit.....												
30. Warranty.....												
34. Aggregate write-ins for other lines of business.....	0	0	0	0	0	0	0	0	0	0	0	0
35. TOTALS (a).....	0	0	0	0	0	0	0	0	0	0	0	0

DETAILS OF WRITE-INS

3401. ....												
3402. ....												
3403. ....												
3498. Summary of remaining write-ins for Line 34 from overflow page.....	0	0	0	0	0	0	0	0	0	0	0	0
3499. TOTALS (Lines 3401 through 3403 plus 3498) (Line 34 above).....	0	0	0	0	0	0	0	0	0	0	0	0

(a) Finance and service charges not included in Lines 1 to 35 \$.....0.  
(b) For health business on indicated lines report: Number of persons insured under PPO managed care products.....0 and number of persons insured under indemnity only products.....0.

**EXHIBIT OF PREMIUMS AND LOSSES (Statutory Page 14)**



NAIC Group Code.....0140    NAIC Company Code....15580    BUSINESS IN Other Alien #167    DURING THE YEAR

19.2P

Line of Business	Gross Premiums, Including Policy and Membership Fees, Less Return Premiums and Premiums on Policies not Taken		3 Dividends Paid or Credited to Policyholders on Direct Business	4 Direct Unearned Premium Reserves	5 Direct Losses Paid (deducting salvage)	6 Direct Losses Incurred	7 Direct Losses Unpaid	8 Direct Defense and Cost Containment Expense Paid	9 Direct Defense and Cost Containment Expense Incurred	10 Direct Defense and Cost Containment Expense Unpaid	11 Commissions and Brokerage Expenses	12 Taxes, Licenses and Fees
	1 Direct Premiums Written	2 Direct Premiums Earned										
1. Fire.....												
2.1 Allied lines.....												
2.2 Multiple peril crop.....												
2.3 Federal flood.....												
2.4 Private crop.....												
2.5 Private flood.....												
3. Farmowners multiple peril.....												
4. Homeowners multiple peril.....												
5.1 Commercial multiple peril (non-liability portion).....												
5.2 Commercial multiple peril (liability portion).....												
6. Mortgage guaranty.....												
8. Ocean marine.....												
9. Inland marine.....												
10. Financial guaranty.....												
11. Medical professional liability.....												
12. Earthquake.....												
13. Group accident and health (b).....												
14. Credit A&H (group and individual).....												
15.1 Collectively renewable A&H (b).....												
15.2 Non-cancelable A&H (b).....												
15.3 Guaranteed renewable A&H (b).....												
15.4 Non-renewable for stated reasons only (b).....												
15.5 Other accident only.....												
15.6 Medicare Title XVIII exempt from state taxes or fees.....												
15.7 All other A&H (b).....												
15.8 Federal employees health benefits plan premium.....												
16. Workers' compensation.....												
17.1 Other liability-occurrence.....												
17.2 Other liability-claims-made.....												
17.3 Excess workers' compensation.....												
18. Products liability.....												
19.1 Private passenger auto no-fault (personal injury protection).....												
19.2 Other private passenger auto liability.....												
19.3 Commercial auto no-fault (personal injury protection).....												
19.4 Other commercial auto liability.....												
21.1 Private passenger auto physical damage.....												
21.2 Commercial auto physical damage.....												
22. Aircraft (all perils).....												
23. Fidelity.....												
24. Surety.....												
26. Burglary and theft.....												
27. Boiler and machinery.....												
28. Credit.....												
30. Warranty.....												
34. Aggregate write-ins for other lines of business.....	0	0	0	0	0	0	0	0	0	0	0	0
35. TOTALS (a).....	0	0	0	0	0	0	0	0	0	0	0	0

DETAILS OF WRITE-INS

3401. ....												
3402. ....												
3403. ....												
3498. Summary of remaining write-ins for Line 34 from overflow page.....	0	0	0	0	0	0	0	0	0	0	0	0
3499. TOTALS (Lines 3401 through 3403 plus 3498) (Line 34 above).....	0	0	0	0	0	0	0	0	0	0	0	0

(a) Finance and service charges not included in Lines 1 to 35 \$.....0.  
(b) For health business on indicated lines report: Number of persons insured under PPO managed care products.....0 and number of persons insured under indemnity only products.....0.

**EXHIBIT OF PREMIUMS AND LOSSES (Statutory Page 14)**



NAIC Group Code.....0140    NAIC Company Code....15580    BUSINESS IN Other Alien #168    DURING THE YEAR

Line of Business	Gross Premiums, Including Policy and Membership Fees, Less Return Premiums and Premiums on Policies not Taken		3 Dividends Paid or Credited to Policyholders on Direct Business	4 Direct Unearned Premium Reserves	5 Direct Losses Paid (deducting salvage)	6 Direct Losses Incurred	7 Direct Losses Unpaid	8 Direct Defense and Cost Containment Expense Paid	9 Direct Defense and Cost Containment Expense Incurred	10 Direct Defense and Cost Containment Expense Unpaid	11 Commissions and Brokerage Expenses	12 Taxes, Licenses and Fees
	1 Direct Premiums Written	2 Direct Premiums Earned										
1. Fire.....												
2.1 Allied lines.....												
2.2 Multiple peril crop.....												
2.3 Federal flood.....												
2.4 Private crop.....												
2.5 Private flood.....												
3. Farmowners multiple peril.....												
4. Homeowners multiple peril.....												
5.1 Commercial multiple peril (non-liability portion).....												
5.2 Commercial multiple peril (liability portion).....												
6. Mortgage guaranty.....												
8. Ocean marine.....												
9. Inland marine.....												
10. Financial guaranty.....												
11. Medical professional liability.....												
12. Earthquake.....												
13. Group accident and health (b).....												
14. Credit A&H (group and individual).....												
15.1 Collectively renewable A&H (b).....												
15.2 Non-cancelable A&H (b).....												
15.3 Guaranteed renewable A&H (b).....												
15.4 Non-renewable for stated reasons only (b).....												
15.5 Other accident only.....												
15.6 Medicare Title XVIII exempt from state taxes or fees.....												
15.7 All other A&H (b).....												
15.8 Federal employees health benefits plan premium.....												
16. Workers' compensation.....												
17.1 Other liability-occurrence.....												
17.2 Other liability-claims-made.....												
17.3 Excess workers' compensation.....												
18. Products liability.....												
19.1 Private passenger auto no-fault (personal injury protection).....												
19.2 Other private passenger auto liability.....												
19.3 Commercial auto no-fault (personal injury protection).....												
19.4 Other commercial auto liability.....												
21.1 Private passenger auto physical damage.....												
21.2 Commercial auto physical damage.....												
22. Aircraft (all perils).....												
23. Fidelity.....												
24. Surety.....												
26. Burglary and theft.....												
27. Boiler and machinery.....												
28. Credit.....												
30. Warranty.....												
34. Aggregate write-ins for other lines of business.....	0	0	0	0	0	0	0	0	0	0	0	0
35. TOTALS (a).....	0	0	0	0	0	0	0	0	0	0	0	0

**DETAILS OF WRITE-INS**

3401. ....												
3402. ....												
3403. ....												
3498. Summary of remaining write-ins for Line 34 from overflow page.....	0	0	0	0	0	0	0	0	0	0	0	0
3499. TOTALS (Lines 3401 through 3403 plus 3498) (Line 34 above).....	0	0	0	0	0	0	0	0	0	0	0	0

(a) Finance and service charges not included in Lines 1 to 35 \$.....0.  
(b) For health business on indicated lines report: Number of persons insured under PPO managed care products.....0 and number of persons insured under indemnity only products.....0.

19.2Q

**EXHIBIT OF PREMIUMS AND LOSSES (Statutory Page 14)**



NAIC Group Code.....0140    NAIC Company Code....15580    BUSINESS IN Other Alien #169    DURING THE YEAR

19.2R

Line of Business	Gross Premiums, Including Policy and Membership Fees, Less Return Premiums and Premiums on Policies not Taken		3 Dividends Paid or Credited to Policyholders on Direct Business	4 Direct Unearned Premium Reserves	5 Direct Losses Paid (deducting salvage)	6 Direct Losses Incurred	7 Direct Losses Unpaid	8 Direct Defense and Cost Containment Expense Paid	9 Direct Defense and Cost Containment Expense Incurred	10 Direct Defense and Cost Containment Expense Unpaid	11 Commissions and Brokerage Expenses	12 Taxes, Licenses and Fees
	1 Direct Premiums Written	2 Direct Premiums Earned										
1. Fire.....												
2.1 Allied lines.....												
2.2 Multiple peril crop.....												
2.3 Federal flood.....												
2.4 Private crop.....												
2.5 Private flood.....												
3. Farmowners multiple peril.....												
4. Homeowners multiple peril.....												
5.1 Commercial multiple peril (non-liability portion).....												
5.2 Commercial multiple peril (liability portion).....												
6. Mortgage guaranty.....												
8. Ocean marine.....												
9. Inland marine.....												
10. Financial guaranty.....												
11. Medical professional liability.....												
12. Earthquake.....												
13. Group accident and health (b).....												
14. Credit A&H (group and individual).....												
15.1 Collectively renewable A&H (b).....												
15.2 Non-cancelable A&H (b).....												
15.3 Guaranteed renewable A&H (b).....												
15.4 Non-renewable for stated reasons only (b).....												
15.5 Other accident only.....												
15.6 Medicare Title XVIII exempt from state taxes or fees.....												
15.7 All other A&H (b).....												
15.8 Federal employees health benefits plan premium.....												
16. Workers' compensation.....												
17.1 Other liability-occurrence.....												
17.2 Other liability-claims-made.....												
17.3 Excess workers' compensation.....												
18. Products liability.....												
19.1 Private passenger auto no-fault (personal injury protection).....												
19.2 Other private passenger auto liability.....												
19.3 Commercial auto no-fault (personal injury protection).....												
19.4 Other commercial auto liability.....												
21.1 Private passenger auto physical damage.....												
21.2 Commercial auto physical damage.....												
22. Aircraft (all perils).....												
23. Fidelity.....												
24. Surety.....												
26. Burglary and theft.....												
27. Boiler and machinery.....												
28. Credit.....												
30. Warranty.....												
34. Aggregate write-ins for other lines of business.....	0	0	0	0	0	0	0	0	0	0	0	0
35. TOTALS (a).....	0	0	0	0	0	0	0	0	0	0	0	0

DETAILS OF WRITE-INS

3401. ....												
3402. ....												
3403. ....												
3498. Summary of remaining write-ins for Line 34 from overflow page.....	0	0	0	0	0	0	0	0	0	0	0	0
3499. TOTALS (Lines 3401 through 3403 plus 3498) (Line 34 above).....	0	0	0	0	0	0	0	0	0	0	0	0

(a) Finance and service charges not included in Lines 1 to 35 \$.....0.  
(b) For health business on indicated lines report: Number of persons insured under PPO managed care products.....0 and number of persons insured under indemnity only products.....0.

**EXHIBIT OF PREMIUMS AND LOSSES (Statutory Page 14)**



NAIC Group Code.....0140    NAIC Company Code....15580    BUSINESS IN Other Alien #170    DURING THE YEAR

19.25

Line of Business	Gross Premiums, Including Policy and Membership Fees, Less Return Premiums and Premiums on Policies not Taken		3 Dividends Paid or Credited to Policyholders on Direct Business	4 Direct Unearned Premium Reserves	5 Direct Losses Paid (deducting salvage)	6 Direct Losses Incurred	7 Direct Losses Unpaid	8 Direct Defense and Cost Containment Expense Paid	9 Direct Defense and Cost Containment Expense Incurred	10 Direct Defense and Cost Containment Expense Unpaid	11 Commissions and Brokerage Expenses	12 Taxes, Licenses and Fees
	1 Direct Premiums Written	2 Direct Premiums Earned										
1. Fire.....												
2.1 Allied lines.....												
2.2 Multiple peril crop.....												
2.3 Federal flood.....												
2.4 Private crop.....												
2.5 Private flood.....												
3. Farmowners multiple peril.....												
4. Homeowners multiple peril.....												
5.1 Commercial multiple peril (non-liability portion).....												
5.2 Commercial multiple peril (liability portion).....												
6. Mortgage guaranty.....												
8. Ocean marine.....												
9. Inland marine.....												
10. Financial guaranty.....												
11. Medical professional liability.....												
12. Earthquake.....												
13. Group accident and health (b).....												
14. Credit A&H (group and individual).....												
15.1 Collectively renewable A&H (b).....												
15.2 Non-cancelable A&H (b).....												
15.3 Guaranteed renewable A&H (b).....												
15.4 Non-renewable for stated reasons only (b).....												
15.5 Other accident only.....												
15.6 Medicare Title XVIII exempt from state taxes or fees.....												
15.7 All other A&H (b).....												
15.8 Federal employees health benefits plan premium.....												
16. Workers' compensation.....												
17.1 Other liability-occurrence.....												
17.2 Other liability-claims-made.....												
17.3 Excess workers' compensation.....												
18. Products liability.....												
19.1 Private passenger auto no-fault (personal injury protection).....												
19.2 Other private passenger auto liability.....												
19.3 Commercial auto no-fault (personal injury protection).....												
19.4 Other commercial auto liability.....												
21.1 Private passenger auto physical damage.....												
21.2 Commercial auto physical damage.....												
22. Aircraft (all perils).....												
23. Fidelity.....												
24. Surety.....												
26. Burglary and theft.....												
27. Boiler and machinery.....												
28. Credit.....												
30. Warranty.....												
34. Aggregate write-ins for other lines of business.....	0	0	0	0	0	0	0	0	0	0	0	0
35. TOTALS (a).....	0	0	0	0	0	0	0	0	0	0	0	0

DETAILS OF WRITE-INS

3401. ....												
3402. ....												
3403. ....												
3498. Summary of remaining write-ins for Line 34 from overflow page.....	0	0	0	0	0	0	0	0	0	0	0	0
3499. TOTALS (Lines 3401 through 3403 plus 3498) (Line 34 above).....	0	0	0	0	0	0	0	0	0	0	0	0

(a) Finance and service charges not included in Lines 1 to 35 \$.....0.  
(b) For health business on indicated lines report: Number of persons insured under PPO managed care products.....0 and number of persons insured under indemnity only products.....0.

**EXHIBIT OF PREMIUMS AND LOSSES (Statutory Page 14)**



NAIC Group Code.....0140    NAIC Company Code....15580    BUSINESS IN Other Alien #171    DURING THE YEAR

19.2T

Line of Business	Gross Premiums, Including Policy and Membership Fees, Less Return Premiums and Premiums on Policies not Taken		3 Dividends Paid or Credited to Policyholders on Direct Business	4 Direct Unearned Premium Reserves	5 Direct Losses Paid (deducting salvage)	6 Direct Losses Incurred	7 Direct Losses Unpaid	8 Direct Defense and Cost Containment Expense Paid	9 Direct Defense and Cost Containment Expense Incurred	10 Direct Defense and Cost Containment Expense Unpaid	11 Commissions and Brokerage Expenses	12 Taxes, Licenses and Fees
	1 Direct Premiums Written	2 Direct Premiums Earned										
1. Fire.....												
2.1 Allied lines.....												
2.2 Multiple peril crop.....												
2.3 Federal flood.....												
2.4 Private crop.....												
2.5 Private flood.....												
3. Farmowners multiple peril.....												
4. Homeowners multiple peril.....												
5.1 Commercial multiple peril (non-liability portion).....												
5.2 Commercial multiple peril (liability portion).....												
6. Mortgage guaranty.....												
8. Ocean marine.....												
9. Inland marine.....												
10. Financial guaranty.....												
11. Medical professional liability.....												
12. Earthquake.....												
13. Group accident and health (b).....												
14. Credit A&H (group and individual).....												
15.1 Collectively renewable A&H (b).....												
15.2 Non-cancelable A&H (b).....												
15.3 Guaranteed renewable A&H (b).....												
15.4 Non-renewable for stated reasons only (b).....												
15.5 Other accident only.....												
15.6 Medicare Title XVIII exempt from state taxes or fees.....												
15.7 All other A&H (b).....												
15.8 Federal employees health benefits plan premium.....												
16. Workers' compensation.....												
17.1 Other liability-occurrence.....												
17.2 Other liability-claims-made.....												
17.3 Excess workers' compensation.....												
18. Products liability.....												
19.1 Private passenger auto no-fault (personal injury protection).....												
19.2 Other private passenger auto liability.....												
19.3 Commercial auto no-fault (personal injury protection).....												
19.4 Other commercial auto liability.....												
21.1 Private passenger auto physical damage.....												
21.2 Commercial auto physical damage.....												
22. Aircraft (all perils).....												
23. Fidelity.....												
24. Surety.....												
26. Burglary and theft.....												
27. Boiler and machinery.....												
28. Credit.....												
30. Warranty.....												
34. Aggregate write-ins for other lines of business.....	0	0	0	0	0	0	0	0	0	0	0	0
35. TOTALS (a).....	0	0	0	0	0	0	0	0	0	0	0	0

DETAILS OF WRITE-INS

3401. ....												
3402. ....												
3403. ....												
3498. Summary of remaining write-ins for Line 34 from overflow page.....	0	0	0	0	0	0	0	0	0	0	0	0
3499. TOTALS (Lines 3401 through 3403 plus 3498) (Line 34 above).....	0	0	0	0	0	0	0	0	0	0	0	0

(a) Finance and service charges not included in Lines 1 to 35 \$.....0.  
(b) For health business on indicated lines report: Number of persons insured under PPO managed care products.....0 and number of persons insured under indemnity only products.....0.

**EXHIBIT OF PREMIUMS AND LOSSES (Statutory Page 14)**



NAIC Group Code.....0140    NAIC Company Code....15580    BUSINESS IN Other Alien #172    DURING THE YEAR

19.2U

Line of Business	Gross Premiums, Including Policy and Membership Fees, Less Return Premiums and Premiums on Policies not Taken		3 Dividends Paid or Credited to Policyholders on Direct Business	4 Direct Unearned Premium Reserves	5 Direct Losses Paid (deducting salvage)	6 Direct Losses Incurred	7 Direct Losses Unpaid	8 Direct Defense and Cost Containment Expense Paid	9 Direct Defense and Cost Containment Expense Incurred	10 Direct Defense and Cost Containment Expense Unpaid	11 Commissions and Brokerage Expenses	12 Taxes, Licenses and Fees
	1 Direct Premiums Written	2 Direct Premiums Earned										
1. Fire.....												
2.1 Allied lines.....												
2.2 Multiple peril crop.....												
2.3 Federal flood.....												
2.4 Private crop.....												
2.5 Private flood.....												
3. Farmowners multiple peril.....												
4. Homeowners multiple peril.....												
5.1 Commercial multiple peril (non-liability portion).....												
5.2 Commercial multiple peril (liability portion).....												
6. Mortgage guaranty.....												
8. Ocean marine.....												
9. Inland marine.....												
10. Financial guaranty.....												
11. Medical professional liability.....												
12. Earthquake.....												
13. Group accident and health (b).....												
14. Credit A&H (group and individual).....												
15.1 Collectively renewable A&H (b).....												
15.2 Non-cancelable A&H (b).....												
15.3 Guaranteed renewable A&H (b).....												
15.4 Non-renewable for stated reasons only (b).....												
15.5 Other accident only.....												
15.6 Medicare Title XVIII exempt from state taxes or fees.....												
15.7 All other A&H (b).....												
15.8 Federal employees health benefits plan premium.....												
16. Workers' compensation.....												
17.1 Other liability-occurrence.....												
17.2 Other liability-claims-made.....												
17.3 Excess workers' compensation.....												
18. Products liability.....												
19.1 Private passenger auto no-fault (personal injury protection).....												
19.2 Other private passenger auto liability.....												
19.3 Commercial auto no-fault (personal injury protection).....												
19.4 Other commercial auto liability.....												
21.1 Private passenger auto physical damage.....												
21.2 Commercial auto physical damage.....												
22. Aircraft (all perils).....												
23. Fidelity.....												
24. Surety.....												
26. Burglary and theft.....												
27. Boiler and machinery.....												
28. Credit.....												
30. Warranty.....												
34. Aggregate write-ins for other lines of business.....	0	0	0	0	0	0	0	0	0	0	0	0
35. TOTALS (a).....	0	0	0	0	0	0	0	0	0	0	0	0

DETAILS OF WRITE-INS

3401. ....												
3402. ....												
3403. ....												
3498. Summary of remaining write-ins for Line 34 from overflow page.....	0	0	0	0	0	0	0	0	0	0	0	0
3499. TOTALS (Lines 3401 through 3403 plus 3498) (Line 34 above).....	0	0	0	0	0	0	0	0	0	0	0	0

(a) Finance and service charges not included in Lines 1 to 35 \$.....0.  
(b) For health business on indicated lines report: Number of persons insured under PPO managed care products.....0 and number of persons insured under indemnity only products.....0.

**EXHIBIT OF PREMIUMS AND LOSSES (Statutory Page 14)**



NAIC Group Code.....0140    NAIC Company Code....15580

BUSINESS IN Other Alien #173    DURING THE YEAR

19.2V

Line of Business	Gross Premiums, Including Policy and Membership Fees, Less Return Premiums and Premiums on Policies not Taken		3 Dividends Paid or Credited to Policyholders on Direct Business	4 Direct Unearned Premium Reserves	5 Direct Losses Paid (deducting salvage)	6 Direct Losses Incurred	7 Direct Losses Unpaid	8 Direct Defense and Cost Containment Expense Paid	9 Direct Defense and Cost Containment Expense Incurred	10 Direct Defense and Cost Containment Expense Unpaid	11 Commissions and Brokerage Expenses	12 Taxes, Licenses and Fees
	1 Direct Premiums Written	2 Direct Premiums Earned										
1. Fire.....												
2.1 Allied lines.....												
2.2 Multiple peril crop.....												
2.3 Federal flood.....												
2.4 Private crop.....												
2.5 Private flood.....												
3. Farmowners multiple peril.....												
4. Homeowners multiple peril.....												
5.1 Commercial multiple peril (non-liability portion).....												
5.2 Commercial multiple peril (liability portion).....												
6. Mortgage guaranty.....												
8. Ocean marine.....												
9. Inland marine.....												
10. Financial guaranty.....												
11. Medical professional liability.....												
12. Earthquake.....												
13. Group accident and health (b).....												
14. Credit A&H (group and individual).....												
15.1 Collectively renewable A&H (b).....												
15.2 Non-cancelable A&H (b).....												
15.3 Guaranteed renewable A&H (b).....												
15.4 Non-renewable for stated reasons only (b).....												
15.5 Other accident only.....												
15.6 Medicare Title XVIII exempt from state taxes or fees.....												
15.7 All other A&H (b).....												
15.8 Federal employees health benefits plan premium.....												
16. Workers' compensation.....												
17.1 Other liability-occurrence.....												
17.2 Other liability-claims-made.....												
17.3 Excess workers' compensation.....												
18. Products liability.....												
19.1 Private passenger auto no-fault (personal injury protection).....												
19.2 Other private passenger auto liability.....												
19.3 Commercial auto no-fault (personal injury protection).....												
19.4 Other commercial auto liability.....												
21.1 Private passenger auto physical damage.....												
21.2 Commercial auto physical damage.....												
22. Aircraft (all perils).....												
23. Fidelity.....												
24. Surety.....												
26. Burglary and theft.....												
27. Boiler and machinery.....												
28. Credit.....												
30. Warranty.....												
34. Aggregate write-ins for other lines of business.....	0	0	0	0	0	0	0	0	0	0	0	0
35. TOTALS (a).....	0	0	0	0	0	0	0	0	0	0	0	0

DETAILS OF WRITE-INS

3401. ....												
3402. ....												
3403. ....												
3498. Summary of remaining write-ins for Line 34 from overflow page.....	0	0	0	0	0	0	0	0	0	0	0	0
3499. TOTALS (Lines 3401 through 3403 plus 3498) (Line 34 above).....	0	0	0	0	0	0	0	0	0	0	0	0

(a) Finance and service charges not included in Lines 1 to 35 \$.....0.  
(b) For health business on indicated lines report: Number of persons insured under PPO managed care products.....0 and number of persons insured under indemnity only products.....0.



**EXHIBIT OF PREMIUMS AND LOSSES (Statutory Page 14)**



NAIC Group Code.....0140    NAIC Company Code....15580    BUSINESS IN Other Alien #174    DURING THE YEAR

19.2W

Line of Business	Gross Premiums, Including Policy and Membership Fees, Less Return Premiums and Premiums on Policies not Taken		3 Dividends Paid or Credited to Policyholders on Direct Business	4 Direct Unearned Premium Reserves	5 Direct Losses Paid (deducting salvage)	6 Direct Losses Incurred	7 Direct Losses Unpaid	8 Direct Defense and Cost Containment Expense Paid	9 Direct Defense and Cost Containment Expense Incurred	10 Direct Defense and Cost Containment Expense Unpaid	11 Commissions and Brokerage Expenses	12 Taxes, Licenses and Fees
	1 Direct Premiums Written	2 Direct Premiums Earned										
1. Fire.....												
2.1 Allied lines.....												
2.2 Multiple peril crop.....												
2.3 Federal flood.....												
2.4 Private crop.....												
2.5 Private flood.....												
3. Farmowners multiple peril.....												
4. Homeowners multiple peril.....												
5.1 Commercial multiple peril (non-liability portion).....												
5.2 Commercial multiple peril (liability portion).....												
6. Mortgage guaranty.....												
8. Ocean marine.....												
9. Inland marine.....												
10. Financial guaranty.....												
11. Medical professional liability.....												
12. Earthquake.....												
13. Group accident and health (b).....												
14. Credit A&H (group and individual).....												
15.1 Collectively renewable A&H (b).....												
15.2 Non-cancelable A&H (b).....												
15.3 Guaranteed renewable A&H (b).....												
15.4 Non-renewable for stated reasons only (b).....												
15.5 Other accident only.....												
15.6 Medicare Title XVIII exempt from state taxes or fees.....												
15.7 All other A&H (b).....												
15.8 Federal employees health benefits plan premium.....												
16. Workers' compensation.....												
17.1 Other liability-occurrence.....												
17.2 Other liability-claims-made.....												
17.3 Excess workers' compensation.....												
18. Products liability.....												
19.1 Private passenger auto no-fault (personal injury protection).....												
19.2 Other private passenger auto liability.....												
19.3 Commercial auto no-fault (personal injury protection).....												
19.4 Other commercial auto liability.....												
21.1 Private passenger auto physical damage.....												
21.2 Commercial auto physical damage.....												
22. Aircraft (all perils).....												
23. Fidelity.....												
24. Surety.....												
26. Burglary and theft.....												
27. Boiler and machinery.....												
28. Credit.....												
30. Warranty.....												
34. Aggregate write-ins for other lines of business.....	0	0	0	0	0	0	0	0	0	0	0	0
35. TOTALS (a).....	0	0	0	0	0	0	0	0	0	0	0	0

DETAILS OF WRITE-INS

3401. ....												
3402. ....												
3403. ....												
3498. Summary of remaining write-ins for Line 34 from overflow page.....	0	0	0	0	0	0	0	0	0	0	0	0
3499. TOTALS (Lines 3401 through 3403 plus 3498) (Line 34 above).....	0	0	0	0	0	0	0	0	0	0	0	0

(a) Finance and service charges not included in Lines 1 to 35 \$.....0.  
(b) For health business on indicated lines report: Number of persons insured under PPO managed care products.....0 and number of persons insured under indemnity only products.....0.

**EXHIBIT OF PREMIUMS AND LOSSES (Statutory Page 14)**



NAIC Group Code.....0140    NAIC Company Code....15580    BUSINESS IN Other Alien #175    DURING THE YEAR

19.2X

Line of Business	Gross Premiums, Including Policy and Membership Fees, Less Return Premiums and Premiums on Policies not Taken		3 Dividends Paid or Credited to Policyholders on Direct Business	4 Direct Unearned Premium Reserves	5 Direct Losses Paid (deducting salvage)	6 Direct Losses Incurred	7 Direct Losses Unpaid	8 Direct Defense and Cost Containment Expense Paid	9 Direct Defense and Cost Containment Expense Incurred	10 Direct Defense and Cost Containment Expense Unpaid	11 Commissions and Brokerage Expenses	12 Taxes, Licenses and Fees
	1 Direct Premiums Written	2 Direct Premiums Earned										
1. Fire.....												
2.1 Allied lines.....												
2.2 Multiple peril crop.....												
2.3 Federal flood.....												
2.4 Private crop.....												
2.5 Private flood.....												
3. Farmowners multiple peril.....												
4. Homeowners multiple peril.....												
5.1 Commercial multiple peril (non-liability portion).....												
5.2 Commercial multiple peril (liability portion).....												
6. Mortgage guaranty.....												
8. Ocean marine.....												
9. Inland marine.....												
10. Financial guaranty.....												
11. Medical professional liability.....												
12. Earthquake.....												
13. Group accident and health (b).....												
14. Credit A&H (group and individual).....												
15.1 Collectively renewable A&H (b).....												
15.2 Non-cancelable A&H (b).....												
15.3 Guaranteed renewable A&H (b).....												
15.4 Non-renewable for stated reasons only (b).....												
15.5 Other accident only.....												
15.6 Medicare Title XVIII exempt from state taxes or fees.....												
15.7 All other A&H (b).....												
15.8 Federal employees health benefits plan premium.....												
16. Workers' compensation.....												
17.1 Other liability-occurrence.....												
17.2 Other liability-claims-made.....												
17.3 Excess workers' compensation.....												
18. Products liability.....												
19.1 Private passenger auto no-fault (personal injury protection).....												
19.2 Other private passenger auto liability.....												
19.3 Commercial auto no-fault (personal injury protection).....												
19.4 Other commercial auto liability.....												
21.1 Private passenger auto physical damage.....												
21.2 Commercial auto physical damage.....												
22. Aircraft (all perils).....												
23. Fidelity.....												
24. Surety.....												
26. Burglary and theft.....												
27. Boiler and machinery.....												
28. Credit.....												
30. Warranty.....												
34. Aggregate write-ins for other lines of business.....	0	0	0	0	0	0	0	0	0	0	0	0
35. TOTALS (a).....	0	0	0	0	0	0	0	0	0	0	0	0

DETAILS OF WRITE-INS

3401. ....												
3402. ....												
3403. ....												
3498. Summary of remaining write-ins for Line 34 from overflow page.....	0	0	0	0	0	0	0	0	0	0	0	0
3499. TOTALS (Lines 3401 through 3403 plus 3498) (Line 34 above).....	0	0	0	0	0	0	0	0	0	0	0	0

(a) Finance and service charges not included in Lines 1 to 35 \$.....0.  
(b) For health business on indicated lines report: Number of persons insured under PPO managed care products.....0 and number of persons insured under indemnity only products.....0.

**EXHIBIT OF PREMIUMS AND LOSSES (Statutory Page 14)**



NAIC Group Code.....0140    NAIC Company Code....15580    BUSINESS IN Other Alien #176    DURING THE YEAR

19.2Y

Line of Business	Gross Premiums, Including Policy and Membership Fees, Less Return Premiums and Premiums on Policies not Taken		3 Dividends Paid or Credited to Policyholders on Direct Business	4 Direct Unearned Premium Reserves	5 Direct Losses Paid (deducting salvage)	6 Direct Losses Incurred	7 Direct Losses Unpaid	8 Direct Defense and Cost Containment Expense Paid	9 Direct Defense and Cost Containment Expense Incurred	10 Direct Defense and Cost Containment Expense Unpaid	11 Commissions and Brokerage Expenses	12 Taxes, Licenses and Fees
	1 Direct Premiums Written	2 Direct Premiums Earned										
1. Fire.....												
2.1 Allied lines.....												
2.2 Multiple peril crop.....												
2.3 Federal flood.....												
2.4 Private crop.....												
2.5 Private flood.....												
3. Farmowners multiple peril.....												
4. Homeowners multiple peril.....												
5.1 Commercial multiple peril (non-liability portion).....												
5.2 Commercial multiple peril (liability portion).....												
6. Mortgage guaranty.....												
8. Ocean marine.....												
9. Inland marine.....												
10. Financial guaranty.....												
11. Medical professional liability.....												
12. Earthquake.....												
13. Group accident and health (b).....												
14. Credit A&H (group and individual).....												
15.1 Collectively renewable A&H (b).....												
15.2 Non-cancelable A&H (b).....												
15.3 Guaranteed renewable A&H (b).....												
15.4 Non-renewable for stated reasons only (b).....												
15.5 Other accident only.....												
15.6 Medicare Title XVIII exempt from state taxes or fees.....												
15.7 All other A&H (b).....												
15.8 Federal employees health benefits plan premium.....												
16. Workers' compensation.....												
17.1 Other liability-occurrence.....												
17.2 Other liability-claims-made.....												
17.3 Excess workers' compensation.....												
18. Products liability.....												
19.1 Private passenger auto no-fault (personal injury protection).....												
19.2 Other private passenger auto liability.....												
19.3 Commercial auto no-fault (personal injury protection).....												
19.4 Other commercial auto liability.....												
21.1 Private passenger auto physical damage.....												
21.2 Commercial auto physical damage.....												
22. Aircraft (all perils).....												
23. Fidelity.....												
24. Surety.....												
26. Burglary and theft.....												
27. Boiler and machinery.....												
28. Credit.....												
30. Warranty.....												
34. Aggregate write-ins for other lines of business.....	0	0	0	0	0	0	0	0	0	0	0	0
35. TOTALS (a).....	0	0	0	0	0	0	0	0	0	0	0	0

DETAILS OF WRITE-INS

3401. ....												
3402. ....												
3403. ....												
3498. Summary of remaining write-ins for Line 34 from overflow page.....	0	0	0	0	0	0	0	0	0	0	0	0
3499. TOTALS (Lines 3401 through 3403 plus 3498) (Line 34 above).....	0	0	0	0	0	0	0	0	0	0	0	0

(a) Finance and service charges not included in Lines 1 to 35 \$.....0.  
(b) For health business on indicated lines report: Number of persons insured under PPO managed care products.....0 and number of persons insured under indemnity only products.....0.

**EXHIBIT OF PREMIUMS AND LOSSES (Statutory Page 14)**



NAIC Group Code.....0140    NAIC Company Code....15580    BUSINESS IN Other Alien #177    DURING THE YEAR

19.22

Line of Business	Gross Premiums, Including Policy and Membership Fees, Less Return Premiums and Premiums on Policies not Taken		3 Dividends Paid or Credited to Policyholders on Direct Business	4 Direct Unearned Premium Reserves	5 Direct Losses Paid (deducting salvage)	6 Direct Losses Incurred	7 Direct Losses Unpaid	8 Direct Defense and Cost Containment Expense Paid	9 Direct Defense and Cost Containment Expense Incurred	10 Direct Defense and Cost Containment Expense Unpaid	11 Commissions and Brokerage Expenses	12 Taxes, Licenses and Fees
	1 Direct Premiums Written	2 Direct Premiums Earned										
1. Fire.....												
2.1 Allied lines.....												
2.2 Multiple peril crop.....												
2.3 Federal flood.....												
2.4 Private crop.....												
2.5 Private flood.....												
3. Farmowners multiple peril.....												
4. Homeowners multiple peril.....												
5.1 Commercial multiple peril (non-liability portion).....												
5.2 Commercial multiple peril (liability portion).....												
6. Mortgage guaranty.....												
8. Ocean marine.....												
9. Inland marine.....												
10. Financial guaranty.....												
11. Medical professional liability.....												
12. Earthquake.....												
13. Group accident and health (b).....												
14. Credit A&H (group and individual).....												
15.1 Collectively renewable A&H (b).....												
15.2 Non-cancelable A&H (b).....												
15.3 Guaranteed renewable A&H (b).....												
15.4 Non-renewable for stated reasons only (b).....												
15.5 Other accident only.....												
15.6 Medicare Title XVIII exempt from state taxes or fees.....												
15.7 All other A&H (b).....												
15.8 Federal employees health benefits plan premium.....												
16. Workers' compensation.....												
17.1 Other liability-occurrence.....												
17.2 Other liability-claims-made.....												
17.3 Excess workers' compensation.....												
18. Products liability.....												
19.1 Private passenger auto no-fault (personal injury protection).....												
19.2 Other private passenger auto liability.....												
19.3 Commercial auto no-fault (personal injury protection).....												
19.4 Other commercial auto liability.....												
21.1 Private passenger auto physical damage.....												
21.2 Commercial auto physical damage.....												
22. Aircraft (all perils).....												
23. Fidelity.....												
24. Surety.....												
26. Burglary and theft.....												
27. Boiler and machinery.....												
28. Credit.....												
30. Warranty.....												
34. Aggregate write-ins for other lines of business.....	0	0	0	0	0	0	0	0	0	0	0	0
35. TOTALS (a).....	0	0	0	0	0	0	0	0	0	0	0	0

DETAILS OF WRITE-INS

3401. ....												
3402. ....												
3403. ....												
3498. Summary of remaining write-ins for Line 34 from overflow page.....	0	0	0	0	0	0	0	0	0	0	0	0
3499. TOTALS (Lines 3401 through 3403 plus 3498) (Line 34 above).....	0	0	0	0	0	0	0	0	0	0	0	0

(a) Finance and service charges not included in Lines 1 to 35 \$.....0.  
(b) For health business on indicated lines report: Number of persons insured under PPO managed care products.....0 and number of persons insured under indemnity only products.....0.

**EXHIBIT OF PREMIUMS AND LOSSES (Statutory Page 14)**



NAIC Group Code.....0140    NAIC Company Code....15580    BUSINESS IN Other Alien # 30    DURING THE YEAR

19.30

Line of Business	Gross Premiums, Including Policy and Membership Fees, Less Return Premiums and Premiums on Policies not Taken		3 Dividends Paid or Credited to Policyholders on Direct Business	4 Direct Unearned Premium Reserves	5 Direct Losses Paid (deducting salvage)	6 Direct Losses Incurred	7 Direct Losses Unpaid	8 Direct Defense and Cost Containment Expense Paid	9 Direct Defense and Cost Containment Expense Incurred	10 Direct Defense and Cost Containment Expense Unpaid	11 Commissions and Brokerage Expenses	12 Taxes, Licenses and Fees
	1 Direct Premiums Written	2 Direct Premiums Earned										
1. Fire.....												
2.1 Allied lines.....												
2.2 Multiple peril crop.....												
2.3 Federal flood.....												
2.4 Private crop.....												
2.5 Private flood.....												
3. Farmowners multiple peril.....												
4. Homeowners multiple peril.....												
5.1 Commercial multiple peril (non-liability portion).....												
5.2 Commercial multiple peril (liability portion).....												
6. Mortgage guaranty.....												
8. Ocean marine.....												
9. Inland marine.....												
10. Financial guaranty.....												
11. Medical professional liability.....												
12. Earthquake.....												
13. Group accident and health (b).....												
14. Credit A&H (group and individual).....												
15.1 Collectively renewable A&H (b).....												
15.2 Non-cancelable A&H (b).....												
15.3 Guaranteed renewable A&H (b).....												
15.4 Non-renewable for stated reasons only (b).....												
15.5 Other accident only.....												
15.6 Medicare Title XVIII exempt from state taxes or fees.....												
15.7 All other A&H (b).....												
15.8 Federal employees health benefits plan premium.....												
16. Workers' compensation.....												
17.1 Other liability-occurrence.....												
17.2 Other liability-claims-made.....												
17.3 Excess workers' compensation.....												
18. Products liability.....												
19.1 Private passenger auto no-fault (personal injury protection).....												
19.2 Other private passenger auto liability.....												
19.3 Commercial auto no-fault (personal injury protection).....												
19.4 Other commercial auto liability.....												
21.1 Private passenger auto physical damage.....												
21.2 Commercial auto physical damage.....												
22. Aircraft (all perils).....												
23. Fidelity.....												
24. Surety.....												
26. Burglary and theft.....												
27. Boiler and machinery.....												
28. Credit.....												
30. Warranty.....												
34. Aggregate write-ins for other lines of business.....	0	0	0	0	0	0	0	0	0	0	0	0
35. TOTALS (a).....	0	0	0	0	0	0	0	0	0	0	0	0

DETAILS OF WRITE-INS

3401. ....												
3402. ....												
3403. ....												
3498. Summary of remaining write-ins for Line 34 from overflow page.....	0	0	0	0	0	0	0	0	0	0	0	0
3499. TOTALS (Lines 3401 through 3403 plus 3498) (Line 34 above).....	0	0	0	0	0	0	0	0	0	0	0	0

(a) Finance and service charges not included in Lines 1 to 35 \$.....0.  
(b) For health business on indicated lines report: Number of persons insured under PPO managed care products.....0 and number of persons insured under indemnity only products.....0.

**EXHIBIT OF PREMIUMS AND LOSSES (Statutory Page 14)**



NAIC Group Code.....0140    NAIC Company Code....15580    BUSINESS IN Other Alien # 31    DURING THE YEAR

19.31

Line of Business	Gross Premiums, Including Policy and Membership Fees, Less Return Premiums and Premiums on Policies not Taken		3 Dividends Paid or Credited to Policyholders on Direct Business	4 Direct Unearned Premium Reserves	5 Direct Losses Paid (deducting salvage)	6 Direct Losses Incurred	7 Direct Losses Unpaid	8 Direct Defense and Cost Containment Expense Paid	9 Direct Defense and Cost Containment Expense Incurred	10 Direct Defense and Cost Containment Expense Unpaid	11 Commissions and Brokerage Expenses	12 Taxes, Licenses and Fees
	1 Direct Premiums Written	2 Direct Premiums Earned										
1. Fire.....												
2.1 Allied lines.....												
2.2 Multiple peril crop.....												
2.3 Federal flood.....												
2.4 Private crop.....												
2.5 Private flood.....												
3. Farmowners multiple peril.....												
4. Homeowners multiple peril.....												
5.1 Commercial multiple peril (non-liability portion).....												
5.2 Commercial multiple peril (liability portion).....												
6. Mortgage guaranty.....												
8. Ocean marine.....												
9. Inland marine.....												
10. Financial guaranty.....												
11. Medical professional liability.....												
12. Earthquake.....												
13. Group accident and health (b).....												
14. Credit A&H (group and individual).....												
15.1 Collectively renewable A&H (b).....												
15.2 Non-cancelable A&H (b).....												
15.3 Guaranteed renewable A&H (b).....												
15.4 Non-renewable for stated reasons only (b).....												
15.5 Other accident only.....												
15.6 Medicare Title XVIII exempt from state taxes or fees.....												
15.7 All other A&H (b).....												
15.8 Federal employees health benefits plan premium.....												
16. Workers' compensation.....												
17.1 Other liability-occurrence.....												
17.2 Other liability-claims-made.....												
17.3 Excess workers' compensation.....												
18. Products liability.....												
19.1 Private passenger auto no-fault (personal injury protection).....												
19.2 Other private passenger auto liability.....												
19.3 Commercial auto no-fault (personal injury protection).....												
19.4 Other commercial auto liability.....												
21.1 Private passenger auto physical damage.....												
21.2 Commercial auto physical damage.....												
22. Aircraft (all perils).....												
23. Fidelity.....												
24. Surety.....												
26. Burglary and theft.....												
27. Boiler and machinery.....												
28. Credit.....												
30. Warranty.....												
34. Aggregate write-ins for other lines of business.....	0	0	0	0	0	0	0	0	0	0	0	0
35. TOTALS (a).....	0	0	0	0	0	0	0	0	0	0	0	0

DETAILS OF WRITE-INS

3401. ....												
3402. ....												
3403. ....												
3498. Summary of remaining write-ins for Line 34 from overflow page.....	0	0	0	0	0	0	0	0	0	0	0	0
3499. TOTALS (Lines 3401 through 3403 plus 3498) (Line 34 above).....	0	0	0	0	0	0	0	0	0	0	0	0

(a) Finance and service charges not included in Lines 1 to 35 \$.....0.  
(b) For health business on indicated lines report: Number of persons insured under PPO managed care products.....0 and number of persons insured under indemnity only products.....0.

**EXHIBIT OF PREMIUMS AND LOSSES (Statutory Page 14)**



NAIC Group Code.....0140    NAIC Company Code....15580    BUSINESS IN Other Alien # 32    DURING THE YEAR

19.32

Line of Business	Gross Premiums, Including Policy and Membership Fees, Less Return Premiums and Premiums on Policies not Taken		3 Dividends Paid or Credited to Policyholders on Direct Business	4 Direct Unearned Premium Reserves	5 Direct Losses Paid (deducting salvage)	6 Direct Losses Incurred	7 Direct Losses Unpaid	8 Direct Defense and Cost Containment Expense Paid	9 Direct Defense and Cost Containment Expense Incurred	10 Direct Defense and Cost Containment Expense Unpaid	11 Commissions and Brokerage Expenses	12 Taxes, Licenses and Fees
	1 Direct Premiums Written	2 Direct Premiums Earned										
1. Fire.....												
2.1 Allied lines.....												
2.2 Multiple peril crop.....												
2.3 Federal flood.....												
2.4 Private crop.....												
2.5 Private flood.....												
3. Farmowners multiple peril.....												
4. Homeowners multiple peril.....												
5.1 Commercial multiple peril (non-liability portion).....												
5.2 Commercial multiple peril (liability portion).....												
6. Mortgage guaranty.....												
8. Ocean marine.....												
9. Inland marine.....												
10. Financial guaranty.....												
11. Medical professional liability.....												
12. Earthquake.....												
13. Group accident and health (b).....												
14. Credit A&H (group and individual).....												
15.1 Collectively renewable A&H (b).....												
15.2 Non-cancelable A&H (b).....												
15.3 Guaranteed renewable A&H (b).....												
15.4 Non-renewable for stated reasons only (b).....												
15.5 Other accident only.....												
15.6 Medicare Title XVIII exempt from state taxes or fees.....												
15.7 All other A&H (b).....												
15.8 Federal employees health benefits plan premium.....												
16. Workers' compensation.....												
17.1 Other liability-occurrence.....												
17.2 Other liability-claims-made.....												
17.3 Excess workers' compensation.....												
18. Products liability.....												
19.1 Private passenger auto no-fault (personal injury protection).....												
19.2 Other private passenger auto liability.....												
19.3 Commercial auto no-fault (personal injury protection).....												
19.4 Other commercial auto liability.....												
21.1 Private passenger auto physical damage.....												
21.2 Commercial auto physical damage.....												
22. Aircraft (all perils).....												
23. Fidelity.....												
24. Surety.....												
26. Burglary and theft.....												
27. Boiler and machinery.....												
28. Credit.....												
30. Warranty.....												
34. Aggregate write-ins for other lines of business.....	0	0	0	0	0	0	0	0	0	0	0	0
35. TOTALS (a).....	0	0	0	0	0	0	0	0	0	0	0	0

DETAILS OF WRITE-INS

3401. ....												
3402. ....												
3403. ....												
3498. Summary of remaining write-ins for Line 34 from overflow page.....	0	0	0	0	0	0	0	0	0	0	0	0
3499. TOTALS (Lines 3401 through 3403 plus 3498) (Line 34 above).....	0	0	0	0	0	0	0	0	0	0	0	0

(a) Finance and service charges not included in Lines 1 to 35 \$.....0.  
(b) For health business on indicated lines report: Number of persons insured under PPO managed care products.....0 and number of persons insured under indemnity only products.....0.

**EXHIBIT OF PREMIUMS AND LOSSES (Statutory Page 14)**



NAIC Group Code.....0140    NAIC Company Code....15580    BUSINESS IN Other Alien # 33    DURING THE YEAR

19.33

Line of Business	Gross Premiums, Including Policy and Membership Fees, Less Return Premiums and Premiums on Policies not Taken		3 Dividends Paid or Credited to Policyholders on Direct Business	4 Direct Unearned Premium Reserves	5 Direct Losses Paid (deducting salvage)	6 Direct Losses Incurred	7 Direct Losses Unpaid	8 Direct Defense and Cost Containment Expense Paid	9 Direct Defense and Cost Containment Expense Incurred	10 Direct Defense and Cost Containment Expense Unpaid	11 Commissions and Brokerage Expenses	12 Taxes, Licenses and Fees
	1 Direct Premiums Written	2 Direct Premiums Earned										
1. Fire.....												
2.1 Allied lines.....												
2.2 Multiple peril crop.....												
2.3 Federal flood.....												
2.4 Private crop.....												
2.5 Private flood.....												
3. Farmowners multiple peril.....												
4. Homeowners multiple peril.....												
5.1 Commercial multiple peril (non-liability portion).....												
5.2 Commercial multiple peril (liability portion).....												
6. Mortgage guaranty.....												
8. Ocean marine.....												
9. Inland marine.....												
10. Financial guaranty.....												
11. Medical professional liability.....												
12. Earthquake.....												
13. Group accident and health (b).....												
14. Credit A&H (group and individual).....												
15.1 Collectively renewable A&H (b).....												
15.2 Non-cancelable A&H (b).....												
15.3 Guaranteed renewable A&H (b).....												
15.4 Non-renewable for stated reasons only (b).....												
15.5 Other accident only.....												
15.6 Medicare Title XVIII exempt from state taxes or fees.....												
15.7 All other A&H (b).....												
15.8 Federal employees health benefits plan premium.....												
16. Workers' compensation.....												
17.1 Other liability-occurrence.....												
17.2 Other liability-claims-made.....												
17.3 Excess workers' compensation.....												
18. Products liability.....												
19.1 Private passenger auto no-fault (personal injury protection).....												
19.2 Other private passenger auto liability.....												
19.3 Commercial auto no-fault (personal injury protection).....												
19.4 Other commercial auto liability.....												
21.1 Private passenger auto physical damage.....												
21.2 Commercial auto physical damage.....												
22. Aircraft (all perils).....												
23. Fidelity.....												
24. Surety.....												
26. Burglary and theft.....												
27. Boiler and machinery.....												
28. Credit.....												
30. Warranty.....												
34. Aggregate write-ins for other lines of business.....	0	0	0	0	0	0	0	0	0	0	0	0
35. TOTALS (a).....	0	0	0	0	0	0	0	0	0	0	0	0

DETAILS OF WRITE-INS

3401. ....												
3402. ....												
3403. ....												
3498. Summary of remaining write-ins for Line 34 from overflow page.....	0	0	0	0	0	0	0	0	0	0	0	0
3499. TOTALS (Lines 3401 through 3403 plus 3498) (Line 34 above).....	0	0	0	0	0	0	0	0	0	0	0	0

(a) Finance and service charges not included in Lines 1 to 35 \$.....0.  
(b) For health business on indicated lines report: Number of persons insured under PPO managed care products.....0 and number of persons insured under indemnity only products.....0.



**EXHIBIT OF PREMIUMS AND LOSSES (Statutory Page 14)**



NAIC Group Code.....0140    NAIC Company Code....15580    BUSINESS IN Other Alien # 34    DURING THE YEAR

1934

Line of Business	Gross Premiums, Including Policy and Membership Fees, Less Return Premiums and Premiums on Policies not Taken		3 Dividends Paid or Credited to Policyholders on Direct Business	4 Direct Unearned Premium Reserves	5 Direct Losses Paid (deducting salvage)	6 Direct Losses Incurred	7 Direct Losses Unpaid	8 Direct Defense and Cost Containment Expense Paid	9 Direct Defense and Cost Containment Expense Incurred	10 Direct Defense and Cost Containment Expense Unpaid	11 Commissions and Brokerage Expenses	12 Taxes, Licenses and Fees
	1 Direct Premiums Written	2 Direct Premiums Earned										
1. Fire.....												
2.1 Allied lines.....												
2.2 Multiple peril crop.....												
2.3 Federal flood.....												
2.4 Private crop.....												
2.5 Private flood.....												
3. Farmowners multiple peril.....												
4. Homeowners multiple peril.....												
5.1 Commercial multiple peril (non-liability portion).....												
5.2 Commercial multiple peril (liability portion).....												
6. Mortgage guaranty.....												
8. Ocean marine.....												
9. Inland marine.....												
10. Financial guaranty.....												
11. Medical professional liability.....												
12. Earthquake.....												
13. Group accident and health (b).....												
14. Credit A&H (group and individual).....												
15.1 Collectively renewable A&H (b).....												
15.2 Non-cancelable A&H (b).....												
15.3 Guaranteed renewable A&H (b).....												
15.4 Non-renewable for stated reasons only (b).....												
15.5 Other accident only.....												
15.6 Medicare Title XVIII exempt from state taxes or fees.....												
15.7 All other A&H (b).....												
15.8 Federal employees health benefits plan premium.....												
16. Workers' compensation.....												
17.1 Other liability-occurrence.....												
17.2 Other liability-claims-made.....												
17.3 Excess workers' compensation.....												
18. Products liability.....												
19.1 Private passenger auto no-fault (personal injury protection).....												
19.2 Other private passenger auto liability.....												
19.3 Commercial auto no-fault (personal injury protection).....												
19.4 Other commercial auto liability.....												
21.1 Private passenger auto physical damage.....												
21.2 Commercial auto physical damage.....												
22. Aircraft (all perils).....												
23. Fidelity.....												
24. Surety.....												
26. Burglary and theft.....												
27. Boiler and machinery.....												
28. Credit.....												
30. Warranty.....												
34. Aggregate write-ins for other lines of business.....	0	0	0	0	0	0	0	0	0	0	0	0
35. TOTALS (a).....	0	0	0	0	0	0	0	0	0	0	0	0

DETAILS OF WRITE-INS

3401. ....												
3402. ....												
3403. ....												
3498. Summary of remaining write-ins for Line 34 from overflow page.....	0	0	0	0	0	0	0	0	0	0	0	0
3499. TOTALS (Lines 3401 through 3403 plus 3498) (Line 34 above).....	0	0	0	0	0	0	0	0	0	0	0	0

(a) Finance and service charges not included in Lines 1 to 35 \$.....0.  
(b) For health business on indicated lines report: Number of persons insured under PPO managed care products.....0 and number of persons insured under indemnity only products.....0.

**EXHIBIT OF PREMIUMS AND LOSSES (Statutory Page 14)**



NAIC Group Code.....0140    NAIC Company Code....15580    BUSINESS IN Other Alien # 35    DURING THE YEAR

19.35

Line of Business	Gross Premiums, Including Policy and Membership Fees, Less Return Premiums and Premiums on Policies not Taken		3 Dividends Paid or Credited to Policyholders on Direct Business	4 Direct Unearned Premium Reserves	5 Direct Losses Paid (deducting salvage)	6 Direct Losses Incurred	7 Direct Losses Unpaid	8 Direct Defense and Cost Containment Expense Paid	9 Direct Defense and Cost Containment Expense Incurred	10 Direct Defense and Cost Containment Expense Unpaid	11 Commissions and Brokerage Expenses	12 Taxes, Licenses and Fees
	1 Direct Premiums Written	2 Direct Premiums Earned										
1. Fire.....												
2.1 Allied lines.....												
2.2 Multiple peril crop.....												
2.3 Federal flood.....												
2.4 Private crop.....												
2.5 Private flood.....												
3. Farmowners multiple peril.....												
4. Homeowners multiple peril.....												
5.1 Commercial multiple peril (non-liability portion).....												
5.2 Commercial multiple peril (liability portion).....												
6. Mortgage guaranty.....												
8. Ocean marine.....												
9. Inland marine.....												
10. Financial guaranty.....												
11. Medical professional liability.....												
12. Earthquake.....												
13. Group accident and health (b).....												
14. Credit A&H (group and individual).....												
15.1 Collectively renewable A&H (b).....												
15.2 Non-cancelable A&H (b).....												
15.3 Guaranteed renewable A&H (b).....												
15.4 Non-renewable for stated reasons only (b).....												
15.5 Other accident only.....												
15.6 Medicare Title XVIII exempt from state taxes or fees.....												
15.7 All other A&H (b).....												
15.8 Federal employees health benefits plan premium.....												
16. Workers' compensation.....												
17.1 Other liability-occurrence.....												
17.2 Other liability-claims-made.....												
17.3 Excess workers' compensation.....												
18. Products liability.....												
19.1 Private passenger auto no-fault (personal injury protection).....												
19.2 Other private passenger auto liability.....												
19.3 Commercial auto no-fault (personal injury protection).....												
19.4 Other commercial auto liability.....												
21.1 Private passenger auto physical damage.....												
21.2 Commercial auto physical damage.....												
22. Aircraft (all perils).....												
23. Fidelity.....												
24. Surety.....												
26. Burglary and theft.....												
27. Boiler and machinery.....												
28. Credit.....												
30. Warranty.....												
34. Aggregate write-ins for other lines of business.....	0	0	0	0	0	0	0	0	0	0	0	0
35. TOTALS (a).....	0	0	0	0	0	0	0	0	0	0	0	0

DETAILS OF WRITE-INS

3401. ....												
3402. ....												
3403. ....												
3498. Summary of remaining write-ins for Line 34 from overflow page.....	0	0	0	0	0	0	0	0	0	0	0	0
3499. TOTALS (Lines 3401 through 3403 plus 3498) (Line 34 above).....	0	0	0	0	0	0	0	0	0	0	0	0

(a) Finance and service charges not included in Lines 1 to 35 \$.....0.  
(b) For health business on indicated lines report: Number of persons insured under PPO managed care products.....0 and number of persons insured under indemnity only products.....0.

**EXHIBIT OF PREMIUMS AND LOSSES (Statutory Page 14)**



NAIC Group Code.....0140    NAIC Company Code....15580    BUSINESS IN Other Alien # 36    DURING THE YEAR

19.36

Line of Business	Gross Premiums, Including Policy and Membership Fees, Less Return Premiums and Premiums on Policies not Taken		3 Dividends Paid or Credited to Policyholders on Direct Business	4 Direct Unearned Premium Reserves	5 Direct Losses Paid (deducting salvage)	6 Direct Losses Incurred	7 Direct Losses Unpaid	8 Direct Defense and Cost Containment Expense Paid	9 Direct Defense and Cost Containment Expense Incurred	10 Direct Defense and Cost Containment Expense Unpaid	11 Commissions and Brokerage Expenses	12 Taxes, Licenses and Fees
	1 Direct Premiums Written	2 Direct Premiums Earned										
1. Fire.....												
2.1 Allied lines.....												
2.2 Multiple peril crop.....												
2.3 Federal flood.....												
2.4 Private crop.....												
2.5 Private flood.....												
3. Farmowners multiple peril.....												
4. Homeowners multiple peril.....												
5.1 Commercial multiple peril (non-liability portion).....												
5.2 Commercial multiple peril (liability portion).....												
6. Mortgage guaranty.....												
8. Ocean marine.....												
9. Inland marine.....												
10. Financial guaranty.....												
11. Medical professional liability.....												
12. Earthquake.....												
13. Group accident and health (b).....												
14. Credit A&H (group and individual).....												
15.1 Collectively renewable A&H (b).....												
15.2 Non-cancelable A&H (b).....												
15.3 Guaranteed renewable A&H (b).....												
15.4 Non-renewable for stated reasons only (b).....												
15.5 Other accident only.....												
15.6 Medicare Title XVIII exempt from state taxes or fees.....												
15.7 All other A&H (b).....												
15.8 Federal employees health benefits plan premium.....												
16. Workers' compensation.....												
17.1 Other liability-occurrence.....												
17.2 Other liability-claims-made.....												
17.3 Excess workers' compensation.....												
18. Products liability.....												
19.1 Private passenger auto no-fault (personal injury protection).....												
19.2 Other private passenger auto liability.....												
19.3 Commercial auto no-fault (personal injury protection).....												
19.4 Other commercial auto liability.....												
21.1 Private passenger auto physical damage.....												
21.2 Commercial auto physical damage.....												
22. Aircraft (all perils).....												
23. Fidelity.....												
24. Surety.....												
26. Burglary and theft.....												
27. Boiler and machinery.....												
28. Credit.....												
30. Warranty.....												
34. Aggregate write-ins for other lines of business.....	0	0	0	0	0	0	0	0	0	0	0	0
35. TOTALS (a).....	0	0	0	0	0	0	0	0	0	0	0	0

DETAILS OF WRITE-INS

3401. ....												
3402. ....												
3403. ....												
3498. Summary of remaining write-ins for Line 34 from overflow page.....	0	0	0	0	0	0	0	0	0	0	0	0
3499. TOTALS (Lines 3401 through 3403 plus 3498) (Line 34 above).....	0	0	0	0	0	0	0	0	0	0	0	0

(a) Finance and service charges not included in Lines 1 to 35 \$.....0.  
(b) For health business on indicated lines report: Number of persons insured under PPO managed care products.....0 and number of persons insured under indemnity only products.....0.

**EXHIBIT OF PREMIUMS AND LOSSES (Statutory Page 14)**



NAIC Group Code.....0140    NAIC Company Code....15580    BUSINESS IN Other Alien # 37    DURING THE YEAR

Line of Business	Gross Premiums, Including Policy and Membership Fees, Less Return Premiums and Premiums on Policies not Taken		3 Dividends Paid or Credited to Policyholders on Direct Business	4 Direct Unearned Premium Reserves	5 Direct Losses Paid (deducting salvage)	6 Direct Losses Incurred	7 Direct Losses Unpaid	8 Direct Defense and Cost Containment Expense Paid	9 Direct Defense and Cost Containment Expense Incurred	10 Direct Defense and Cost Containment Expense Unpaid	11 Commissions and Brokerage Expenses	12 Taxes, Licenses and Fees
	1 Direct Premiums Written	2 Direct Premiums Earned										
1. Fire.....												
2.1 Allied lines.....												
2.2 Multiple peril crop.....												
2.3 Federal flood.....												
2.4 Private crop.....												
2.5 Private flood.....												
3. Farmowners multiple peril.....												
4. Homeowners multiple peril.....												
5.1 Commercial multiple peril (non-liability portion).....												
5.2 Commercial multiple peril (liability portion).....												
6. Mortgage guaranty.....												
8. Ocean marine.....												
9. Inland marine.....												
10. Financial guaranty.....												
11. Medical professional liability.....												
12. Earthquake.....												
13. Group accident and health (b).....												
14. Credit A&H (group and individual).....												
15.1 Collectively renewable A&H (b).....												
15.2 Non-cancelable A&H (b).....												
15.3 Guaranteed renewable A&H (b).....												
15.4 Non-renewable for stated reasons only (b).....												
15.5 Other accident only.....												
15.6 Medicare Title XVIII exempt from state taxes or fees.....												
15.7 All other A&H (b).....												
15.8 Federal employees health benefits plan premium.....												
16. Workers' compensation.....												
17.1 Other liability-occurrence.....												
17.2 Other liability-claims-made.....												
17.3 Excess workers' compensation.....												
18. Products liability.....												
19.1 Private passenger auto no-fault (personal injury protection).....												
19.2 Other private passenger auto liability.....												
19.3 Commercial auto no-fault (personal injury protection).....												
19.4 Other commercial auto liability.....												
21.1 Private passenger auto physical damage.....												
21.2 Commercial auto physical damage.....												
22. Aircraft (all perils).....												
23. Fidelity.....												
24. Surety.....												
26. Burglary and theft.....												
27. Boiler and machinery.....												
28. Credit.....												
30. Warranty.....												
34. Aggregate write-ins for other lines of business.....	0	0	0	0	0	0	0	0	0	0	0	0
35. TOTALS (a).....	0	0	0	0	0	0	0	0	0	0	0	0

**DETAILS OF WRITE-INS**

3401. ....												
3402. ....												
3403. ....												
3498. Summary of remaining write-ins for Line 34 from overflow page.....	0	0	0	0	0	0	0	0	0	0	0	0
3499. TOTALS (Lines 3401 through 3403 plus 3498) (Line 34 above).....	0	0	0	0	0	0	0	0	0	0	0	0

(a) Finance and service charges not included in Lines 1 to 35 \$.....0.  
(b) For health business on indicated lines report: Number of persons insured under PPO managed care products.....0 and number of persons insured under indemnity only products.....0.

**EXHIBIT OF PREMIUMS AND LOSSES (Statutory Page 14)**



NAIC Group Code.....0140    NAIC Company Code....15580    BUSINESS IN Other Alien # 38    DURING THE YEAR

19.38

Line of Business	Gross Premiums, Including Policy and Membership Fees, Less Return Premiums and Premiums on Policies not Taken		3 Dividends Paid or Credited to Policyholders on Direct Business	4 Direct Unearned Premium Reserves	5 Direct Losses Paid (deducting salvage)	6 Direct Losses Incurred	7 Direct Losses Unpaid	8 Direct Defense and Cost Containment Expense Paid	9 Direct Defense and Cost Containment Expense Incurred	10 Direct Defense and Cost Containment Expense Unpaid	11 Commissions and Brokerage Expenses	12 Taxes, Licenses and Fees
	1 Direct Premiums Written	2 Direct Premiums Earned										
1. Fire.....												
2.1 Allied lines.....												
2.2 Multiple peril crop.....												
2.3 Federal flood.....												
2.4 Private crop.....												
2.5 Private flood.....												
3. Farmowners multiple peril.....												
4. Homeowners multiple peril.....												
5.1 Commercial multiple peril (non-liability portion).....												
5.2 Commercial multiple peril (liability portion).....												
6. Mortgage guaranty.....												
8. Ocean marine.....												
9. Inland marine.....												
10. Financial guaranty.....												
11. Medical professional liability.....												
12. Earthquake.....												
13. Group accident and health (b).....												
14. Credit A&H (group and individual).....												
15.1 Collectively renewable A&H (b).....												
15.2 Non-cancelable A&H (b).....												
15.3 Guaranteed renewable A&H (b).....												
15.4 Non-renewable for stated reasons only (b).....												
15.5 Other accident only.....												
15.6 Medicare Title XVIII exempt from state taxes or fees.....												
15.7 All other A&H (b).....												
15.8 Federal employees health benefits plan premium.....												
16. Workers' compensation.....												
17.1 Other liability-occurrence.....												
17.2 Other liability-claims-made.....												
17.3 Excess workers' compensation.....												
18. Products liability.....												
19.1 Private passenger auto no-fault (personal injury protection).....												
19.2 Other private passenger auto liability.....												
19.3 Commercial auto no-fault (personal injury protection).....												
19.4 Other commercial auto liability.....												
21.1 Private passenger auto physical damage.....												
21.2 Commercial auto physical damage.....												
22. Aircraft (all perils).....												
23. Fidelity.....												
24. Surety.....												
26. Burglary and theft.....												
27. Boiler and machinery.....												
28. Credit.....												
30. Warranty.....												
34. Aggregate write-ins for other lines of business.....	0	0	0	0	0	0	0	0	0	0	0	0
35. TOTALS (a).....	0	0	0	0	0	0	0	0	0	0	0	0

DETAILS OF WRITE-INS

3401. ....												
3402. ....												
3403. ....												
3498. Summary of remaining write-ins for Line 34 from overflow page.....	0	0	0	0	0	0	0	0	0	0	0	0
3499. TOTALS (Lines 3401 through 3403 plus 3498) (Line 34 above).....	0	0	0	0	0	0	0	0	0	0	0	0

(a) Finance and service charges not included in Lines 1 to 35 \$.....0.  
(b) For health business on indicated lines report: Number of persons insured under PPO managed care products.....0 and number of persons insured under indemnity only products.....0.

**EXHIBIT OF PREMIUMS AND LOSSES (Statutory Page 14)**



NAIC Group Code.....0140    NAIC Company Code....15580    BUSINESS IN Other Alien # 39    DURING THE YEAR

19.39

Line of Business	Gross Premiums, Including Policy and Membership Fees, Less Return Premiums and Premiums on Policies not Taken		3 Dividends Paid or Credited to Policyholders on Direct Business	4 Direct Unearned Premium Reserves	5 Direct Losses Paid (deducting salvage)	6 Direct Losses Incurred	7 Direct Losses Unpaid	8 Direct Defense and Cost Containment Expense Paid	9 Direct Defense and Cost Containment Expense Incurred	10 Direct Defense and Cost Containment Expense Unpaid	11 Commissions and Brokerage Expenses	12 Taxes, Licenses and Fees
	1 Direct Premiums Written	2 Direct Premiums Earned										
1. Fire.....												
2.1 Allied lines.....												
2.2 Multiple peril crop.....												
2.3 Federal flood.....												
2.4 Private crop.....												
2.5 Private flood.....												
3. Farmowners multiple peril.....												
4. Homeowners multiple peril.....												
5.1 Commercial multiple peril (non-liability portion).....												
5.2 Commercial multiple peril (liability portion).....												
6. Mortgage guaranty.....												
8. Ocean marine.....												
9. Inland marine.....												
10. Financial guaranty.....												
11. Medical professional liability.....												
12. Earthquake.....												
13. Group accident and health (b).....												
14. Credit A&H (group and individual).....												
15.1 Collectively renewable A&H (b).....												
15.2 Non-cancelable A&H (b).....												
15.3 Guaranteed renewable A&H (b).....												
15.4 Non-renewable for stated reasons only (b).....												
15.5 Other accident only.....												
15.6 Medicare Title XVIII exempt from state taxes or fees.....												
15.7 All other A&H (b).....												
15.8 Federal employees health benefits plan premium.....												
16. Workers' compensation.....												
17.1 Other liability-occurrence.....												
17.2 Other liability-claims-made.....												
17.3 Excess workers' compensation.....												
18. Products liability.....												
19.1 Private passenger auto no-fault (personal injury protection).....												
19.2 Other private passenger auto liability.....												
19.3 Commercial auto no-fault (personal injury protection).....												
19.4 Other commercial auto liability.....												
21.1 Private passenger auto physical damage.....												
21.2 Commercial auto physical damage.....												
22. Aircraft (all perils).....												
23. Fidelity.....												
24. Surety.....												
26. Burglary and theft.....												
27. Boiler and machinery.....												
28. Credit.....												
30. Warranty.....												
34. Aggregate write-ins for other lines of business.....	0	0	0	0	0	0	0	0	0	0	0	0
35. TOTALS (a).....	0	0	0	0	0	0	0	0	0	0	0	0

DETAILS OF WRITE-INS

3401. ....												
3402. ....												
3403. ....												
3498. Summary of remaining write-ins for Line 34 from overflow page.....	0	0	0	0	0	0	0	0	0	0	0	0
3499. TOTALS (Lines 3401 through 3403 plus 3498) (Line 34 above).....	0	0	0	0	0	0	0	0	0	0	0	0

(a) Finance and service charges not included in Lines 1 to 35 \$.....0.  
(b) For health business on indicated lines report: Number of persons insured under PPO managed care products.....0 and number of persons insured under indemnity only products.....0.

**EXHIBIT OF PREMIUMS AND LOSSES (Statutory Page 14)**



NAIC Group Code.....0140    NAIC Company Code....15580    BUSINESS IN Other Alien #178    DURING THE YEAR

19.3A

Line of Business	Gross Premiums, Including Policy and Membership Fees, Less Return Premiums and Premiums on Policies not Taken		3 Dividends Paid or Credited to Policyholders on Direct Business	4 Direct Unearned Premium Reserves	5 Direct Losses Paid (deducting salvage)	6 Direct Losses Incurred	7 Direct Losses Unpaid	8 Direct Defense and Cost Containment Expense Paid	9 Direct Defense and Cost Containment Expense Incurred	10 Direct Defense and Cost Containment Expense Unpaid	11 Commissions and Brokerage Expenses	12 Taxes, Licenses and Fees
	1 Direct Premiums Written	2 Direct Premiums Earned										
1. Fire.....												
2.1 Allied lines.....												
2.2 Multiple peril crop.....												
2.3 Federal flood.....												
2.4 Private crop.....												
2.5 Private flood.....												
3. Farmowners multiple peril.....												
4. Homeowners multiple peril.....												
5.1 Commercial multiple peril (non-liability portion).....												
5.2 Commercial multiple peril (liability portion).....												
6. Mortgage guaranty.....												
8. Ocean marine.....												
9. Inland marine.....												
10. Financial guaranty.....												
11. Medical professional liability.....												
12. Earthquake.....												
13. Group accident and health (b).....												
14. Credit A&H (group and individual).....												
15.1 Collectively renewable A&H (b).....												
15.2 Non-cancelable A&H (b).....												
15.3 Guaranteed renewable A&H (b).....												
15.4 Non-renewable for stated reasons only (b).....												
15.5 Other accident only.....												
15.6 Medicare Title XVIII exempt from state taxes or fees.....												
15.7 All other A&H (b).....												
15.8 Federal employees health benefits plan premium.....												
16. Workers' compensation.....												
17.1 Other liability-occurrence.....												
17.2 Other liability-claims-made.....												
17.3 Excess workers' compensation.....												
18. Products liability.....												
19.1 Private passenger auto no-fault (personal injury protection).....												
19.2 Other private passenger auto liability.....												
19.3 Commercial auto no-fault (personal injury protection).....												
19.4 Other commercial auto liability.....												
21.1 Private passenger auto physical damage.....												
21.2 Commercial auto physical damage.....												
22. Aircraft (all perils).....												
23. Fidelity.....												
24. Surety.....												
26. Burglary and theft.....												
27. Boiler and machinery.....												
28. Credit.....												
30. Warranty.....												
34. Aggregate write-ins for other lines of business.....	0	0	0	0	0	0	0	0	0	0	0	0
35. TOTALS (a).....	0	0	0	0	0	0	0	0	0	0	0	0

DETAILS OF WRITE-INS

3401. ....												
3402. ....												
3403. ....												
3498. Summary of remaining write-ins for Line 34 from overflow page.....	0	0	0	0	0	0	0	0	0	0	0	0
3499. TOTALS (Lines 3401 through 3403 plus 3498) (Line 34 above).....	0	0	0	0	0	0	0	0	0	0	0	0

(a) Finance and service charges not included in Lines 1 to 35 \$.....0.  
(b) For health business on indicated lines report: Number of persons insured under PPO managed care products.....0 and number of persons insured under indemnity only products.....0.

**EXHIBIT OF PREMIUMS AND LOSSES (Statutory Page 14)**



NAIC Group Code.....0140    NAIC Company Code....15580    BUSINESS IN Other Alien #179    DURING THE YEAR

19.3B

Line of Business	Gross Premiums, Including Policy and Membership Fees, Less Return Premiums and Premiums on Policies not Taken		3 Dividends Paid or Credited to Policyholders on Direct Business	4 Direct Unearned Premium Reserves	5 Direct Losses Paid (deducting salvage)	6 Direct Losses Incurred	7 Direct Losses Unpaid	8 Direct Defense and Cost Containment Expense Paid	9 Direct Defense and Cost Containment Expense Incurred	10 Direct Defense and Cost Containment Expense Unpaid	11 Commissions and Brokerage Expenses	12 Taxes, Licenses and Fees
	1 Direct Premiums Written	2 Direct Premiums Earned										
1. Fire.....												
2.1 Allied lines.....												
2.2 Multiple peril crop.....												
2.3 Federal flood.....												
2.4 Private crop.....												
2.5 Private flood.....												
3. Farmowners multiple peril.....												
4. Homeowners multiple peril.....												
5.1 Commercial multiple peril (non-liability portion).....												
5.2 Commercial multiple peril (liability portion).....												
6. Mortgage guaranty.....												
8. Ocean marine.....												
9. Inland marine.....												
10. Financial guaranty.....												
11. Medical professional liability.....												
12. Earthquake.....												
13. Group accident and health (b).....												
14. Credit A&H (group and individual).....												
15.1 Collectively renewable A&H (b).....												
15.2 Non-cancelable A&H (b).....												
15.3 Guaranteed renewable A&H (b).....												
15.4 Non-renewable for stated reasons only (b).....												
15.5 Other accident only.....												
15.6 Medicare Title XVIII exempt from state taxes or fees.....												
15.7 All other A&H (b).....												
15.8 Federal employees health benefits plan premium.....												
16. Workers' compensation.....												
17.1 Other liability-occurrence.....												
17.2 Other liability-claims-made.....												
17.3 Excess workers' compensation.....												
18. Products liability.....												
19.1 Private passenger auto no-fault (personal injury protection).....												
19.2 Other private passenger auto liability.....												
19.3 Commercial auto no-fault (personal injury protection).....												
19.4 Other commercial auto liability.....												
21.1 Private passenger auto physical damage.....												
21.2 Commercial auto physical damage.....												
22. Aircraft (all perils).....												
23. Fidelity.....												
24. Surety.....												
26. Burglary and theft.....												
27. Boiler and machinery.....												
28. Credit.....												
30. Warranty.....												
34. Aggregate write-ins for other lines of business.....	0	0	0	0	0	0	0	0	0	0	0	0
35. TOTALS (a).....	0	0	0	0	0	0	0	0	0	0	0	0

**DETAILS OF WRITE-INS**

3401. ....												
3402. ....												
3403. ....												
3498. Summary of remaining write-ins for Line 34 from overflow page.....	0	0	0	0	0	0	0	0	0	0	0	0
3499. TOTALS (Lines 3401 through 3403 plus 3498) (Line 34 above).....	0	0	0	0	0	0	0	0	0	0	0	0

(a) Finance and service charges not included in Lines 1 to 35 \$.....0.  
(b) For health business on indicated lines report: Number of persons insured under PPO managed care products.....0 and number of persons insured under indemnity only products.....0.



**EXHIBIT OF PREMIUMS AND LOSSES (Statutory Page 14)**



NAIC Group Code.....0140    NAIC Company Code....15580    BUSINESS IN Other Alien #180    DURING THE YEAR

19.3C

Line of Business	Gross Premiums, Including Policy and Membership Fees, Less Return Premiums and Premiums on Policies not Taken		3 Dividends Paid or Credited to Policyholders on Direct Business	4 Direct Unearned Premium Reserves	5 Direct Losses Paid (deducting salvage)	6 Direct Losses Incurred	7 Direct Losses Unpaid	8 Direct Defense and Cost Containment Expense Paid	9 Direct Defense and Cost Containment Expense Incurred	10 Direct Defense and Cost Containment Expense Unpaid	11 Commissions and Brokerage Expenses	12 Taxes, Licenses and Fees
	1 Direct Premiums Written	2 Direct Premiums Earned										
1. Fire.....												
2.1 Allied lines.....												
2.2 Multiple peril crop.....												
2.3 Federal flood.....												
2.4 Private crop.....												
2.5 Private flood.....												
3. Farmowners multiple peril.....												
4. Homeowners multiple peril.....												
5.1 Commercial multiple peril (non-liability portion).....												
5.2 Commercial multiple peril (liability portion).....												
6. Mortgage guaranty.....												
8. Ocean marine.....												
9. Inland marine.....												
10. Financial guaranty.....												
11. Medical professional liability.....												
12. Earthquake.....												
13. Group accident and health (b).....												
14. Credit A&H (group and individual).....												
15.1 Collectively renewable A&H (b).....												
15.2 Non-cancelable A&H (b).....												
15.3 Guaranteed renewable A&H (b).....												
15.4 Non-renewable for stated reasons only (b).....												
15.5 Other accident only.....												
15.6 Medicare Title XVIII exempt from state taxes or fees.....												
15.7 All other A&H (b).....												
15.8 Federal employees health benefits plan premium.....												
16. Workers' compensation.....												
17.1 Other liability-occurrence.....												
17.2 Other liability-claims-made.....												
17.3 Excess workers' compensation.....												
18. Products liability.....												
19.1 Private passenger auto no-fault (personal injury protection).....												
19.2 Other private passenger auto liability.....												
19.3 Commercial auto no-fault (personal injury protection).....												
19.4 Other commercial auto liability.....												
21.1 Private passenger auto physical damage.....												
21.2 Commercial auto physical damage.....												
22. Aircraft (all perils).....												
23. Fidelity.....												
24. Surety.....												
26. Burglary and theft.....												
27. Boiler and machinery.....												
28. Credit.....												
30. Warranty.....												
34. Aggregate write-ins for other lines of business.....	0	0	0	0	0	0	0	0	0	0	0	0
35. TOTALS (a).....	0	0	0	0	0	0	0	0	0	0	0	0

DETAILS OF WRITE-INS

3401. ....												
3402. ....												
3403. ....												
3498. Summary of remaining write-ins for Line 34 from overflow page.....	0	0	0	0	0	0	0	0	0	0	0	0
3499. TOTALS (Lines 3401 through 3403 plus 3498) (Line 34 above).....	0	0	0	0	0	0	0	0	0	0	0	0

(a) Finance and service charges not included in Lines 1 to 35 \$.....0.  
(b) For health business on indicated lines report: Number of persons insured under PPO managed care products.....0 and number of persons insured under indemnity only products.....0.

**EXHIBIT OF PREMIUMS AND LOSSES (Statutory Page 14)**



NAIC Group Code.....0140    NAIC Company Code....15580    BUSINESS IN Other Alien #181    DURING THE YEAR

19.3D

Line of Business	Gross Premiums, Including Policy and Membership Fees, Less Return Premiums and Premiums on Policies not Taken		3 Dividends Paid or Credited to Policyholders on Direct Business	4 Direct Unearned Premium Reserves	5 Direct Losses Paid (deducting salvage)	6 Direct Losses Incurred	7 Direct Losses Unpaid	8 Direct Defense and Cost Containment Expense Paid	9 Direct Defense and Cost Containment Expense Incurred	10 Direct Defense and Cost Containment Expense Unpaid	11 Commissions and Brokerage Expenses	12 Taxes, Licenses and Fees
	1 Direct Premiums Written	2 Direct Premiums Earned										
1. Fire.....												
2.1 Allied lines.....												
2.2 Multiple peril crop.....												
2.3 Federal flood.....												
2.4 Private crop.....												
2.5 Private flood.....												
3. Farmowners multiple peril.....												
4. Homeowners multiple peril.....												
5.1 Commercial multiple peril (non-liability portion).....												
5.2 Commercial multiple peril (liability portion).....												
6. Mortgage guaranty.....												
8. Ocean marine.....												
9. Inland marine.....												
10. Financial guaranty.....												
11. Medical professional liability.....												
12. Earthquake.....												
13. Group accident and health (b).....												
14. Credit A&H (group and individual).....												
15.1 Collectively renewable A&H (b).....												
15.2 Non-cancelable A&H (b).....												
15.3 Guaranteed renewable A&H (b).....												
15.4 Non-renewable for stated reasons only (b).....												
15.5 Other accident only.....												
15.6 Medicare Title XVIII exempt from state taxes or fees.....												
15.7 All other A&H (b).....												
15.8 Federal employees health benefits plan premium.....												
16. Workers' compensation.....												
17.1 Other liability-occurrence.....												
17.2 Other liability-claims-made.....												
17.3 Excess workers' compensation.....												
18. Products liability.....												
19.1 Private passenger auto no-fault (personal injury protection).....												
19.2 Other private passenger auto liability.....												
19.3 Commercial auto no-fault (personal injury protection).....												
19.4 Other commercial auto liability.....												
21.1 Private passenger auto physical damage.....												
21.2 Commercial auto physical damage.....												
22. Aircraft (all perils).....												
23. Fidelity.....												
24. Surety.....												
26. Burglary and theft.....												
27. Boiler and machinery.....												
28. Credit.....												
30. Warranty.....												
34. Aggregate write-ins for other lines of business.....	0	0	0	0	0	0	0	0	0	0	0	0
35. TOTALS (a).....	0	0	0	0	0	0	0	0	0	0	0	0

**DETAILS OF WRITE-INS**

3401. ....												
3402. ....												
3403. ....												
3498. Summary of remaining write-ins for Line 34 from overflow page.....	0	0	0	0	0	0	0	0	0	0	0	0
3499. TOTALS (Lines 3401 through 3403 plus 3498) (Line 34 above).....	0	0	0	0	0	0	0	0	0	0	0	0

(a) Finance and service charges not included in Lines 1 to 35 \$.....0.  
(b) For health business on indicated lines report: Number of persons insured under PPO managed care products.....0 and number of persons insured under indemnity only products.....0.

**EXHIBIT OF PREMIUMS AND LOSSES (Statutory Page 14)**



NAIC Group Code.....0140    NAIC Company Code....15580    BUSINESS IN Other Alien #182    DURING THE YEAR

19.3E

Line of Business	Gross Premiums, Including Policy and Membership Fees, Less Return Premiums and Premiums on Policies not Taken		3 Dividends Paid or Credited to Policyholders on Direct Business	4 Direct Unearned Premium Reserves	5 Direct Losses Paid (deducting salvage)	6 Direct Losses Incurred	7 Direct Losses Unpaid	8 Direct Defense and Cost Containment Expense Paid	9 Direct Defense and Cost Containment Expense Incurred	10 Direct Defense and Cost Containment Expense Unpaid	11 Commissions and Brokerage Expenses	12 Taxes, Licenses and Fees
	1 Direct Premiums Written	2 Direct Premiums Earned										
1. Fire.....												
2.1 Allied lines.....												
2.2 Multiple peril crop.....												
2.3 Federal flood.....												
2.4 Private crop.....												
2.5 Private flood.....												
3. Farmowners multiple peril.....												
4. Homeowners multiple peril.....												
5.1 Commercial multiple peril (non-liability portion).....												
5.2 Commercial multiple peril (liability portion).....												
6. Mortgage guaranty.....												
8. Ocean marine.....												
9. Inland marine.....												
10. Financial guaranty.....												
11. Medical professional liability.....												
12. Earthquake.....												
13. Group accident and health (b).....												
14. Credit A&H (group and individual).....												
15.1 Collectively renewable A&H (b).....												
15.2 Non-cancelable A&H (b).....												
15.3 Guaranteed renewable A&H (b).....												
15.4 Non-renewable for stated reasons only (b).....												
15.5 Other accident only.....												
15.6 Medicare Title XVIII exempt from state taxes or fees.....												
15.7 All other A&H (b).....												
15.8 Federal employees health benefits plan premium.....												
16. Workers' compensation.....												
17.1 Other liability-occurrence.....												
17.2 Other liability-claims-made.....												
17.3 Excess workers' compensation.....												
18. Products liability.....												
19.1 Private passenger auto no-fault (personal injury protection).....												
19.2 Other private passenger auto liability.....												
19.3 Commercial auto no-fault (personal injury protection).....												
19.4 Other commercial auto liability.....												
21.1 Private passenger auto physical damage.....												
21.2 Commercial auto physical damage.....												
22. Aircraft (all perils).....												
23. Fidelity.....												
24. Surety.....												
26. Burglary and theft.....												
27. Boiler and machinery.....												
28. Credit.....												
30. Warranty.....												
34. Aggregate write-ins for other lines of business.....	0	0	0	0	0	0	0	0	0	0	0	0
35. TOTALS (a).....	0	0	0	0	0	0	0	0	0	0	0	0

DETAILS OF WRITE-INS

3401. ....												
3402. ....												
3403. ....												
3498. Summary of remaining write-ins for Line 34 from overflow page.....	0	0	0	0	0	0	0	0	0	0	0	0
3499. TOTALS (Lines 3401 through 3403 plus 3498) (Line 34 above).....	0	0	0	0	0	0	0	0	0	0	0	0

(a) Finance and service charges not included in Lines 1 to 35 \$.....0.  
(b) For health business on indicated lines report: Number of persons insured under PPO managed care products.....0 and number of persons insured under indemnity only products.....0.

**EXHIBIT OF PREMIUMS AND LOSSES (Statutory Page 14)**



NAIC Group Code.....0140    NAIC Company Code....15580    BUSINESS IN Other Alien #183    DURING THE YEAR

19.3F

Line of Business	Gross Premiums, Including Policy and Membership Fees, Less Return Premiums and Premiums on Policies not Taken		3 Dividends Paid or Credited to Policyholders on Direct Business	4 Direct Unearned Premium Reserves	5 Direct Losses Paid (deducting salvage)	6 Direct Losses Incurred	7 Direct Losses Unpaid	8 Direct Defense and Cost Containment Expense Paid	9 Direct Defense and Cost Containment Expense Incurred	10 Direct Defense and Cost Containment Expense Unpaid	11 Commissions and Brokerage Expenses	12 Taxes, Licenses and Fees
	1 Direct Premiums Written	2 Direct Premiums Earned										
1. Fire.....												
2.1 Allied lines.....												
2.2 Multiple peril crop.....												
2.3 Federal flood.....												
2.4 Private crop.....												
2.5 Private flood.....												
3. Farmowners multiple peril.....												
4. Homeowners multiple peril.....												
5.1 Commercial multiple peril (non-liability portion).....												
5.2 Commercial multiple peril (liability portion).....												
6. Mortgage guaranty.....												
8. Ocean marine.....												
9. Inland marine.....												
10. Financial guaranty.....												
11. Medical professional liability.....												
12. Earthquake.....												
13. Group accident and health (b).....												
14. Credit A&H (group and individual).....												
15.1 Collectively renewable A&H (b).....												
15.2 Non-cancelable A&H (b).....												
15.3 Guaranteed renewable A&H (b).....												
15.4 Non-renewable for stated reasons only (b).....												
15.5 Other accident only.....												
15.6 Medicare Title XVIII exempt from state taxes or fees.....												
15.7 All other A&H (b).....												
15.8 Federal employees health benefits plan premium.....												
16. Workers' compensation.....												
17.1 Other liability-occurrence.....												
17.2 Other liability-claims-made.....												
17.3 Excess workers' compensation.....												
18. Products liability.....												
19.1 Private passenger auto no-fault (personal injury protection).....												
19.2 Other private passenger auto liability.....												
19.3 Commercial auto no-fault (personal injury protection).....												
19.4 Other commercial auto liability.....												
21.1 Private passenger auto physical damage.....												
21.2 Commercial auto physical damage.....												
22. Aircraft (all perils).....												
23. Fidelity.....												
24. Surety.....												
26. Burglary and theft.....												
27. Boiler and machinery.....												
28. Credit.....												
30. Warranty.....												
34. Aggregate write-ins for other lines of business.....	0	0	0	0	0	0	0	0	0	0	0	0
35. TOTALS (a).....	0	0	0	0	0	0	0	0	0	0	0	0

DETAILS OF WRITE-INS

3401. ....												
3402. ....												
3403. ....												
3498. Summary of remaining write-ins for Line 34 from overflow page.....	0	0	0	0	0	0	0	0	0	0	0	0
3499. TOTALS (Lines 3401 through 3403 plus 3498) (Line 34 above).....	0	0	0	0	0	0	0	0	0	0	0	0

(a) Finance and service charges not included in Lines 1 to 35 \$.....0.  
(b) For health business on indicated lines report: Number of persons insured under PPO managed care products.....0 and number of persons insured under indemnity only products.....0.

**EXHIBIT OF PREMIUMS AND LOSSES (Statutory Page 14)**



NAIC Group Code.....0140    NAIC Company Code....15580    BUSINESS IN Other Alien #184    DURING THE YEAR

19.36

Line of Business	Gross Premiums, Including Policy and Membership Fees, Less Return Premiums and Premiums on Policies not Taken		3 Dividends Paid or Credited to Policyholders on Direct Business	4 Direct Unearned Premium Reserves	5 Direct Losses Paid (deducting salvage)	6 Direct Losses Incurred	7 Direct Losses Unpaid	8 Direct Defense and Cost Containment Expense Paid	9 Direct Defense and Cost Containment Expense Incurred	10 Direct Defense and Cost Containment Expense Unpaid	11 Commissions and Brokerage Expenses	12 Taxes, Licenses and Fees
	1 Direct Premiums Written	2 Direct Premiums Earned										
1. Fire.....												
2.1 Allied lines.....												
2.2 Multiple peril crop.....												
2.3 Federal flood.....												
2.4 Private crop.....												
2.5 Private flood.....												
3. Farmowners multiple peril.....												
4. Homeowners multiple peril.....												
5.1 Commercial multiple peril (non-liability portion).....												
5.2 Commercial multiple peril (liability portion).....												
6. Mortgage guaranty.....												
8. Ocean marine.....												
9. Inland marine.....												
10. Financial guaranty.....												
11. Medical professional liability.....												
12. Earthquake.....												
13. Group accident and health (b).....												
14. Credit A&H (group and individual).....												
15.1 Collectively renewable A&H (b).....												
15.2 Non-cancelable A&H (b).....												
15.3 Guaranteed renewable A&H (b).....												
15.4 Non-renewable for stated reasons only (b).....												
15.5 Other accident only.....												
15.6 Medicare Title XVIII exempt from state taxes or fees.....												
15.7 All other A&H (b).....												
15.8 Federal employees health benefits plan premium.....												
16. Workers' compensation.....												
17.1 Other liability-occurrence.....												
17.2 Other liability-claims-made.....												
17.3 Excess workers' compensation.....												
18. Products liability.....												
19.1 Private passenger auto no-fault (personal injury protection).....												
19.2 Other private passenger auto liability.....												
19.3 Commercial auto no-fault (personal injury protection).....												
19.4 Other commercial auto liability.....												
21.1 Private passenger auto physical damage.....												
21.2 Commercial auto physical damage.....												
22. Aircraft (all perils).....												
23. Fidelity.....												
24. Surety.....												
26. Burglary and theft.....												
27. Boiler and machinery.....												
28. Credit.....												
30. Warranty.....												
34. Aggregate write-ins for other lines of business.....	0	0	0	0	0	0	0	0	0	0	0	0
35. TOTALS (a).....	0	0	0	0	0	0	0	0	0	0	0	0

DETAILS OF WRITE-INS

3401. ....												
3402. ....												
3403. ....												
3498. Summary of remaining write-ins for Line 34 from overflow page.....	0	0	0	0	0	0	0	0	0	0	0	0
3499. TOTALS (Lines 3401 through 3403 plus 3498) (Line 34 above).....	0	0	0	0	0	0	0	0	0	0	0	0

(a) Finance and service charges not included in Lines 1 to 35 \$.....0.  
(b) For health business on indicated lines report: Number of persons insured under PPO managed care products.....0 and number of persons insured under indemnity only products.....0.

**EXHIBIT OF PREMIUMS AND LOSSES (Statutory Page 14)**



NAIC Group Code.....0140    NAIC Company Code....15580    BUSINESS IN Other Alien #185    DURING THE YEAR

19.3H

Line of Business	Gross Premiums, Including Policy and Membership Fees, Less Return Premiums and Premiums on Policies not Taken		3 Dividends Paid or Credited to Policyholders on Direct Business	4 Direct Unearned Premium Reserves	5 Direct Losses Paid (deducting salvage)	6 Direct Losses Incurred	7 Direct Losses Unpaid	8 Direct Defense and Cost Containment Expense Paid	9 Direct Defense and Cost Containment Expense Incurred	10 Direct Defense and Cost Containment Expense Unpaid	11 Commissions and Brokerage Expenses	12 Taxes, Licenses and Fees
	1 Direct Premiums Written	2 Direct Premiums Earned										
1. Fire.....												
2.1 Allied lines.....												
2.2 Multiple peril crop.....												
2.3 Federal flood.....												
2.4 Private crop.....												
2.5 Private flood.....												
3. Farmowners multiple peril.....												
4. Homeowners multiple peril.....												
5.1 Commercial multiple peril (non-liability portion).....												
5.2 Commercial multiple peril (liability portion).....												
6. Mortgage guaranty.....												
8. Ocean marine.....												
9. Inland marine.....												
10. Financial guaranty.....												
11. Medical professional liability.....												
12. Earthquake.....												
13. Group accident and health (b).....												
14. Credit A&H (group and individual).....												
15.1 Collectively renewable A&H (b).....												
15.2 Non-cancelable A&H (b).....												
15.3 Guaranteed renewable A&H (b).....												
15.4 Non-renewable for stated reasons only (b).....												
15.5 Other accident only.....												
15.6 Medicare Title XVIII exempt from state taxes or fees.....												
15.7 All other A&H (b).....												
15.8 Federal employees health benefits plan premium.....												
16. Workers' compensation.....												
17.1 Other liability-occurrence.....												
17.2 Other liability-claims-made.....												
17.3 Excess workers' compensation.....												
18. Products liability.....												
19.1 Private passenger auto no-fault (personal injury protection).....												
19.2 Other private passenger auto liability.....												
19.3 Commercial auto no-fault (personal injury protection).....												
19.4 Other commercial auto liability.....												
21.1 Private passenger auto physical damage.....												
21.2 Commercial auto physical damage.....												
22. Aircraft (all perils).....												
23. Fidelity.....												
24. Surety.....												
26. Burglary and theft.....												
27. Boiler and machinery.....												
28. Credit.....												
30. Warranty.....												
34. Aggregate write-ins for other lines of business.....	0	0	0	0	0	0	0	0	0	0	0	0
35. TOTALS (a).....	0	0	0	0	0	0	0	0	0	0	0	0

DETAILS OF WRITE-INS

3401. ....												
3402. ....												
3403. ....												
3498. Summary of remaining write-ins for Line 34 from overflow page.....	0	0	0	0	0	0	0	0	0	0	0	0
3499. TOTALS (Lines 3401 through 3403 plus 3498) (Line 34 above).....	0	0	0	0	0	0	0	0	0	0	0	0

(a) Finance and service charges not included in Lines 1 to 35 \$.....0.  
(b) For health business on indicated lines report: Number of persons insured under PPO managed care products.....0 and number of persons insured under indemnity only products.....0.

**EXHIBIT OF PREMIUMS AND LOSSES (Statutory Page 14)**



NAIC Group Code.....0140    NAIC Company Code....15580    BUSINESS IN Other Alien #186    DURING THE YEAR

19.31

Line of Business	Gross Premiums, Including Policy and Membership Fees, Less Return Premiums and Premiums on Policies not Taken		3 Dividends Paid or Credited to Policyholders on Direct Business	4 Direct Unearned Premium Reserves	5 Direct Losses Paid (deducting salvage)	6 Direct Losses Incurred	7 Direct Losses Unpaid	8 Direct Defense and Cost Containment Expense Paid	9 Direct Defense and Cost Containment Expense Incurred	10 Direct Defense and Cost Containment Expense Unpaid	11 Commissions and Brokerage Expenses	12 Taxes, Licenses and Fees
	1 Direct Premiums Written	2 Direct Premiums Earned										
1. Fire.....												
2.1 Allied lines.....												
2.2 Multiple peril crop.....												
2.3 Federal flood.....												
2.4 Private crop.....												
2.5 Private flood.....												
3. Farmowners multiple peril.....												
4. Homeowners multiple peril.....												
5.1 Commercial multiple peril (non-liability portion).....												
5.2 Commercial multiple peril (liability portion).....												
6. Mortgage guaranty.....												
8. Ocean marine.....												
9. Inland marine.....												
10. Financial guaranty.....												
11. Medical professional liability.....												
12. Earthquake.....												
13. Group accident and health (b).....												
14. Credit A&H (group and individual).....												
15.1 Collectively renewable A&H (b).....												
15.2 Non-cancelable A&H (b).....												
15.3 Guaranteed renewable A&H (b).....												
15.4 Non-renewable for stated reasons only (b).....												
15.5 Other accident only.....												
15.6 Medicare Title XVIII exempt from state taxes or fees.....												
15.7 All other A&H (b).....												
15.8 Federal employees health benefits plan premium.....												
16. Workers' compensation.....												
17.1 Other liability-occurrence.....												
17.2 Other liability-claims-made.....												
17.3 Excess workers' compensation.....												
18. Products liability.....												
19.1 Private passenger auto no-fault (personal injury protection).....												
19.2 Other private passenger auto liability.....												
19.3 Commercial auto no-fault (personal injury protection).....												
19.4 Other commercial auto liability.....												
21.1 Private passenger auto physical damage.....												
21.2 Commercial auto physical damage.....												
22. Aircraft (all perils).....												
23. Fidelity.....												
24. Surety.....												
26. Burglary and theft.....												
27. Boiler and machinery.....												
28. Credit.....												
30. Warranty.....												
34. Aggregate write-ins for other lines of business.....	0	0	0	0	0	0	0	0	0	0	0	0
35. TOTALS (a).....	0	0	0	0	0	0	0	0	0	0	0	0

DETAILS OF WRITE-INS

3401. ....												
3402. ....												
3403. ....												
3498. Summary of remaining write-ins for Line 34 from overflow page.....	0	0	0	0	0	0	0	0	0	0	0	0
3499. TOTALS (Lines 3401 through 3403 plus 3498) (Line 34 above).....	0	0	0	0	0	0	0	0	0	0	0	0

(a) Finance and service charges not included in Lines 1 to 35 \$.....0.  
(b) For health business on indicated lines report: Number of persons insured under PPO managed care products.....0 and number of persons insured under indemnity only products.....0.

**EXHIBIT OF PREMIUMS AND LOSSES (Statutory Page 14)**



NAIC Group Code.....0140    NAIC Company Code....15580    BUSINESS IN Other Alien #187    DURING THE YEAR

19331

Line of Business	Gross Premiums, Including Policy and Membership Fees, Less Return Premiums and Premiums on Policies not Taken		3 Dividends Paid or Credited to Policyholders on Direct Business	4 Direct Unearned Premium Reserves	5 Direct Losses Paid (deducting salvage)	6 Direct Losses Incurred	7 Direct Losses Unpaid	8 Direct Defense and Cost Containment Expense Paid	9 Direct Defense and Cost Containment Expense Incurred	10 Direct Defense and Cost Containment Expense Unpaid	11 Commissions and Brokerage Expenses	12 Taxes, Licenses and Fees
	1 Direct Premiums Written	2 Direct Premiums Earned										
1. Fire.....												
2.1 Allied lines.....												
2.2 Multiple peril crop.....												
2.3 Federal flood.....												
2.4 Private crop.....												
2.5 Private flood.....												
3. Farmowners multiple peril.....												
4. Homeowners multiple peril.....												
5.1 Commercial multiple peril (non-liability portion).....												
5.2 Commercial multiple peril (liability portion).....												
6. Mortgage guaranty.....												
8. Ocean marine.....												
9. Inland marine.....												
10. Financial guaranty.....												
11. Medical professional liability.....												
12. Earthquake.....												
13. Group accident and health (b).....												
14. Credit A&H (group and individual).....												
15.1 Collectively renewable A&H (b).....												
15.2 Non-cancelable A&H (b).....												
15.3 Guaranteed renewable A&H (b).....												
15.4 Non-renewable for stated reasons only (b).....												
15.5 Other accident only.....												
15.6 Medicare Title XVIII exempt from state taxes or fees.....												
15.7 All other A&H (b).....												
15.8 Federal employees health benefits plan premium.....												
16. Workers' compensation.....												
17.1 Other liability-occurrence.....												
17.2 Other liability-claims-made.....												
17.3 Excess workers' compensation.....												
18. Products liability.....												
19.1 Private passenger auto no-fault (personal injury protection).....												
19.2 Other private passenger auto liability.....												
19.3 Commercial auto no-fault (personal injury protection).....												
19.4 Other commercial auto liability.....												
21.1 Private passenger auto physical damage.....												
21.2 Commercial auto physical damage.....												
22. Aircraft (all perils).....												
23. Fidelity.....												
24. Surety.....												
26. Burglary and theft.....												
27. Boiler and machinery.....												
28. Credit.....												
30. Warranty.....												
34. Aggregate write-ins for other lines of business.....	0	0	0	0	0	0	0	0	0	0	0	0
35. TOTALS (a).....	0	0	0	0	0	0	0	0	0	0	0	0

DETAILS OF WRITE-INS

3401. ....												
3402. ....												
3403. ....												
3498. Summary of remaining write-ins for Line 34 from overflow page.....	0	0	0	0	0	0	0	0	0	0	0	0
3499. TOTALS (Lines 3401 through 3403 plus 3498) (Line 34 above).....	0	0	0	0	0	0	0	0	0	0	0	0

(a) Finance and service charges not included in Lines 1 to 35 \$.....0.  
(b) For health business on indicated lines report: Number of persons insured under PPO managed care products.....0 and number of persons insured under indemnity only products.....0.



**EXHIBIT OF PREMIUMS AND LOSSES (Statutory Page 14)**



NAIC Group Code.....0140    NAIC Company Code....15580    BUSINESS IN Other Alien #188    DURING THE YEAR

19.3K

Line of Business	Gross Premiums, Including Policy and Membership Fees, Less Return Premiums and Premiums on Policies not Taken		3 Dividends Paid or Credited to Policyholders on Direct Business	4 Direct Unearned Premium Reserves	5 Direct Losses Paid (deducting salvage)	6 Direct Losses Incurred	7 Direct Losses Unpaid	8 Direct Defense and Cost Containment Expense Paid	9 Direct Defense and Cost Containment Expense Incurred	10 Direct Defense and Cost Containment Expense Unpaid	11 Commissions and Brokerage Expenses	12 Taxes, Licenses and Fees
	1 Direct Premiums Written	2 Direct Premiums Earned										
1. Fire.....												
2.1 Allied lines.....												
2.2 Multiple peril crop.....												
2.3 Federal flood.....												
2.4 Private crop.....												
2.5 Private flood.....												
3. Farmowners multiple peril.....												
4. Homeowners multiple peril.....												
5.1 Commercial multiple peril (non-liability portion).....												
5.2 Commercial multiple peril (liability portion).....												
6. Mortgage guaranty.....												
8. Ocean marine.....												
9. Inland marine.....												
10. Financial guaranty.....												
11. Medical professional liability.....												
12. Earthquake.....												
13. Group accident and health (b).....												
14. Credit A&H (group and individual).....												
15.1 Collectively renewable A&H (b).....												
15.2 Non-cancelable A&H (b).....												
15.3 Guaranteed renewable A&H (b).....												
15.4 Non-renewable for stated reasons only (b).....												
15.5 Other accident only.....												
15.6 Medicare Title XVIII exempt from state taxes or fees.....												
15.7 All other A&H (b).....												
15.8 Federal employees health benefits plan premium.....												
16. Workers' compensation.....												
17.1 Other liability-occurrence.....												
17.2 Other liability-claims-made.....												
17.3 Excess workers' compensation.....												
18. Products liability.....												
19.1 Private passenger auto no-fault (personal injury protection).....												
19.2 Other private passenger auto liability.....												
19.3 Commercial auto no-fault (personal injury protection).....												
19.4 Other commercial auto liability.....												
21.1 Private passenger auto physical damage.....												
21.2 Commercial auto physical damage.....												
22. Aircraft (all perils).....												
23. Fidelity.....												
24. Surety.....												
26. Burglary and theft.....												
27. Boiler and machinery.....												
28. Credit.....												
30. Warranty.....												
34. Aggregate write-ins for other lines of business.....	0	0	0	0	0	0	0	0	0	0	0	0
35. TOTALS (a).....	0	0	0	0	0	0	0	0	0	0	0	0

DETAILS OF WRITE-INS

3401. ....												
3402. ....												
3403. ....												
3498. Summary of remaining write-ins for Line 34 from overflow page.....	0	0	0	0	0	0	0	0	0	0	0	0
3499. TOTALS (Lines 3401 through 3403 plus 3498) (Line 34 above).....	0	0	0	0	0	0	0	0	0	0	0	0

(a) Finance and service charges not included in Lines 1 to 35 \$.....0.  
(b) For health business on indicated lines report: Number of persons insured under PPO managed care products.....0 and number of persons insured under indemnity only products.....0.

**EXHIBIT OF PREMIUMS AND LOSSES (Statutory Page 14)**



NAIC Group Code.....0140    NAIC Company Code....15580    BUSINESS IN Other Alien #189    DURING THE YEAR

19.3L

Line of Business	Gross Premiums, Including Policy and Membership Fees, Less Return Premiums and Premiums on Policies not Taken		3 Dividends Paid or Credited to Policyholders on Direct Business	4 Direct Unearned Premium Reserves	5 Direct Losses Paid (deducting salvage)	6 Direct Losses Incurred	7 Direct Losses Unpaid	8 Direct Defense and Cost Containment Expense Paid	9 Direct Defense and Cost Containment Expense Incurred	10 Direct Defense and Cost Containment Expense Unpaid	11 Commissions and Brokerage Expenses	12 Taxes, Licenses and Fees
	1 Direct Premiums Written	2 Direct Premiums Earned										
1. Fire.....												
2.1 Allied lines.....												
2.2 Multiple peril crop.....												
2.3 Federal flood.....												
2.4 Private crop.....												
2.5 Private flood.....												
3. Farmowners multiple peril.....												
4. Homeowners multiple peril.....												
5.1 Commercial multiple peril (non-liability portion).....												
5.2 Commercial multiple peril (liability portion).....												
6. Mortgage guaranty.....												
8. Ocean marine.....												
9. Inland marine.....												
10. Financial guaranty.....												
11. Medical professional liability.....												
12. Earthquake.....												
13. Group accident and health (b).....												
14. Credit A&H (group and individual).....												
15.1 Collectively renewable A&H (b).....												
15.2 Non-cancelable A&H (b).....												
15.3 Guaranteed renewable A&H (b).....												
15.4 Non-renewable for stated reasons only (b).....												
15.5 Other accident only.....												
15.6 Medicare Title XVIII exempt from state taxes or fees.....												
15.7 All other A&H (b).....												
15.8 Federal employees health benefits plan premium.....												
16. Workers' compensation.....												
17.1 Other liability-occurrence.....												
17.2 Other liability-claims-made.....												
17.3 Excess workers' compensation.....												
18. Products liability.....												
19.1 Private passenger auto no-fault (personal injury protection).....												
19.2 Other private passenger auto liability.....												
19.3 Commercial auto no-fault (personal injury protection).....												
19.4 Other commercial auto liability.....												
21.1 Private passenger auto physical damage.....												
21.2 Commercial auto physical damage.....												
22. Aircraft (all perils).....												
23. Fidelity.....												
24. Surety.....												
26. Burglary and theft.....												
27. Boiler and machinery.....												
28. Credit.....												
30. Warranty.....												
34. Aggregate write-ins for other lines of business.....	0	0	0	0	0	0	0	0	0	0	0	0
35. TOTALS (a).....	0	0	0	0	0	0	0	0	0	0	0	0

DETAILS OF WRITE-INS

3401. ....												
3402. ....												
3403. ....												
3498. Summary of remaining write-ins for Line 34 from overflow page.....	0	0	0	0	0	0	0	0	0	0	0	0
3499. TOTALS (Lines 3401 through 3403 plus 3498) (Line 34 above).....	0	0	0	0	0	0	0	0	0	0	0	0

(a) Finance and service charges not included in Lines 1 to 35 \$.....0.  
(b) For health business on indicated lines report: Number of persons insured under PPO managed care products.....0 and number of persons insured under indemnity only products.....0.

**EXHIBIT OF PREMIUMS AND LOSSES (Statutory Page 14)**



NAIC Group Code.....0140    NAIC Company Code....15580    BUSINESS IN Other Alien #190    DURING THE YEAR

19.3M

Line of Business	Gross Premiums, Including Policy and Membership Fees, Less Return Premiums and Premiums on Policies not Taken		3 Dividends Paid or Credited to Policyholders on Direct Business	4 Direct Unearned Premium Reserves	5 Direct Losses Paid (deducting salvage)	6 Direct Losses Incurred	7 Direct Losses Unpaid	8 Direct Defense and Cost Containment Expense Paid	9 Direct Defense and Cost Containment Expense Incurred	10 Direct Defense and Cost Containment Expense Unpaid	11 Commissions and Brokerage Expenses	12 Taxes, Licenses and Fees
	1 Direct Premiums Written	2 Direct Premiums Earned										
1. Fire.....												
2.1 Allied lines.....												
2.2 Multiple peril crop.....												
2.3 Federal flood.....												
2.4 Private crop.....												
2.5 Private flood.....												
3. Farmowners multiple peril.....												
4. Homeowners multiple peril.....												
5.1 Commercial multiple peril (non-liability portion).....												
5.2 Commercial multiple peril (liability portion).....												
6. Mortgage guaranty.....												
8. Ocean marine.....												
9. Inland marine.....												
10. Financial guaranty.....												
11. Medical professional liability.....												
12. Earthquake.....												
13. Group accident and health (b).....												
14. Credit A&H (group and individual).....												
15.1 Collectively renewable A&H (b).....												
15.2 Non-cancelable A&H (b).....												
15.3 Guaranteed renewable A&H (b).....												
15.4 Non-renewable for stated reasons only (b).....												
15.5 Other accident only.....												
15.6 Medicare Title XVIII exempt from state taxes or fees.....												
15.7 All other A&H (b).....												
15.8 Federal employees health benefits plan premium.....												
16. Workers' compensation.....												
17.1 Other liability-occurrence.....												
17.2 Other liability-claims-made.....												
17.3 Excess workers' compensation.....												
18. Products liability.....												
19.1 Private passenger auto no-fault (personal injury protection).....												
19.2 Other private passenger auto liability.....												
19.3 Commercial auto no-fault (personal injury protection).....												
19.4 Other commercial auto liability.....												
21.1 Private passenger auto physical damage.....												
21.2 Commercial auto physical damage.....												
22. Aircraft (all perils).....												
23. Fidelity.....												
24. Surety.....												
26. Burglary and theft.....												
27. Boiler and machinery.....												
28. Credit.....												
30. Warranty.....												
34. Aggregate write-ins for other lines of business.....	0	0	0	0	0	0	0	0	0	0	0	0
35. TOTALS (a).....	0	0	0	0	0	0	0	0	0	0	0	0

DETAILS OF WRITE-INS

3401. ....												
3402. ....												
3403. ....												
3498. Summary of remaining write-ins for Line 34 from overflow page.....	0	0	0	0	0	0	0	0	0	0	0	0
3499. TOTALS (Lines 3401 through 3403 plus 3498) (Line 34 above).....	0	0	0	0	0	0	0	0	0	0	0	0

(a) Finance and service charges not included in Lines 1 to 35 \$.....0.  
(b) For health business on indicated lines report: Number of persons insured under PPO managed care products.....0 and number of persons insured under indemnity only products.....0.

**EXHIBIT OF PREMIUMS AND LOSSES (Statutory Page 14)**



NAIC Group Code.....0140    NAIC Company Code....15580    BUSINESS IN Other Alien #191    DURING THE YEAR

19.3N

Line of Business	Gross Premiums, Including Policy and Membership Fees, Less Return Premiums and Premiums on Policies not Taken		3 Dividends Paid or Credited to Policyholders on Direct Business	4 Direct Unearned Premium Reserves	5 Direct Losses Paid (deducting salvage)	6 Direct Losses Incurred	7 Direct Losses Unpaid	8 Direct Defense and Cost Containment Expense Paid	9 Direct Defense and Cost Containment Expense Incurred	10 Direct Defense and Cost Containment Expense Unpaid	11 Commissions and Brokerage Expenses	12 Taxes, Licenses and Fees
	1 Direct Premiums Written	2 Direct Premiums Earned										
1. Fire.....												
2.1 Allied lines.....												
2.2 Multiple peril crop.....												
2.3 Federal flood.....												
2.4 Private crop.....												
2.5 Private flood.....												
3. Farmowners multiple peril.....												
4. Homeowners multiple peril.....												
5.1 Commercial multiple peril (non-liability portion).....												
5.2 Commercial multiple peril (liability portion).....												
6. Mortgage guaranty.....												
8. Ocean marine.....												
9. Inland marine.....												
10. Financial guaranty.....												
11. Medical professional liability.....												
12. Earthquake.....												
13. Group accident and health (b).....												
14. Credit A&H (group and individual).....												
15.1 Collectively renewable A&H (b).....												
15.2 Non-cancelable A&H (b).....												
15.3 Guaranteed renewable A&H (b).....												
15.4 Non-renewable for stated reasons only (b).....												
15.5 Other accident only.....												
15.6 Medicare Title XVIII exempt from state taxes or fees.....												
15.7 All other A&H (b).....												
15.8 Federal employees health benefits plan premium.....												
16. Workers' compensation.....												
17.1 Other liability-occurrence.....												
17.2 Other liability-claims-made.....												
17.3 Excess workers' compensation.....												
18. Products liability.....												
19.1 Private passenger auto no-fault (personal injury protection).....												
19.2 Other private passenger auto liability.....												
19.3 Commercial auto no-fault (personal injury protection).....												
19.4 Other commercial auto liability.....												
21.1 Private passenger auto physical damage.....												
21.2 Commercial auto physical damage.....												
22. Aircraft (all perils).....												
23. Fidelity.....												
24. Surety.....												
26. Burglary and theft.....												
27. Boiler and machinery.....												
28. Credit.....												
30. Warranty.....												
34. Aggregate write-ins for other lines of business.....	0	0	0	0	0	0	0	0	0	0	0	0
35. TOTALS (a).....	0	0	0	0	0	0	0	0	0	0	0	0

DETAILS OF WRITE-INS

3401. ....												
3402. ....												
3403. ....												
3498. Summary of remaining write-ins for Line 34 from overflow page.....	0	0	0	0	0	0	0	0	0	0	0	0
3499. TOTALS (Lines 3401 through 3403 plus 3498) (Line 34 above).....	0	0	0	0	0	0	0	0	0	0	0	0

(a) Finance and service charges not included in Lines 1 to 35 \$.....0.  
(b) For health business on indicated lines report: Number of persons insured under PPO managed care products.....0 and number of persons insured under indemnity only products.....0.

**EXHIBIT OF PREMIUMS AND LOSSES (Statutory Page 14)**



NAIC Group Code.....0140    NAIC Company Code....15580    BUSINESS IN Other Alien #192    DURING THE YEAR

19.30

Line of Business	Gross Premiums, Including Policy and Membership Fees, Less Return Premiums and Premiums on Policies not Taken		3 Dividends Paid or Credited to Policyholders on Direct Business	4 Direct Unearned Premium Reserves	5 Direct Losses Paid (deducting salvage)	6 Direct Losses Incurred	7 Direct Losses Unpaid	8 Direct Defense and Cost Containment Expense Paid	9 Direct Defense and Cost Containment Expense Incurred	10 Direct Defense and Cost Containment Expense Unpaid	11 Commissions and Brokerage Expenses	12 Taxes, Licenses and Fees
	1 Direct Premiums Written	2 Direct Premiums Earned										
1. Fire.....												
2.1 Allied lines.....												
2.2 Multiple peril crop.....												
2.3 Federal flood.....												
2.4 Private crop.....												
2.5 Private flood.....												
3. Farmowners multiple peril.....												
4. Homeowners multiple peril.....												
5.1 Commercial multiple peril (non-liability portion).....												
5.2 Commercial multiple peril (liability portion).....												
6. Mortgage guaranty.....												
8. Ocean marine.....												
9. Inland marine.....												
10. Financial guaranty.....												
11. Medical professional liability.....												
12. Earthquake.....												
13. Group accident and health (b).....												
14. Credit A&H (group and individual).....												
15.1 Collectively renewable A&H (b).....												
15.2 Non-cancelable A&H (b).....												
15.3 Guaranteed renewable A&H (b).....												
15.4 Non-renewable for stated reasons only (b).....												
15.5 Other accident only.....												
15.6 Medicare Title XVIII exempt from state taxes or fees.....												
15.7 All other A&H (b).....												
15.8 Federal employees health benefits plan premium.....												
16. Workers' compensation.....												
17.1 Other liability-occurrence.....												
17.2 Other liability-claims-made.....												
17.3 Excess workers' compensation.....												
18. Products liability.....												
19.1 Private passenger auto no-fault (personal injury protection).....												
19.2 Other private passenger auto liability.....												
19.3 Commercial auto no-fault (personal injury protection).....												
19.4 Other commercial auto liability.....												
21.1 Private passenger auto physical damage.....												
21.2 Commercial auto physical damage.....												
22. Aircraft (all perils).....												
23. Fidelity.....												
24. Surety.....												
26. Burglary and theft.....												
27. Boiler and machinery.....												
28. Credit.....												
30. Warranty.....												
34. Aggregate write-ins for other lines of business.....	0	0	0	0	0	0	0	0	0	0	0	0
35. TOTALS (a).....	0	0	0	0	0	0	0	0	0	0	0	0

**DETAILS OF WRITE-INS**

3401. ....												
3402. ....												
3403. ....												
3498. Summary of remaining write-ins for Line 34 from overflow page.....	0	0	0	0	0	0	0	0	0	0	0	0
3499. TOTALS (Lines 3401 through 3403 plus 3498) (Line 34 above).....	0	0	0	0	0	0	0	0	0	0	0	0

(a) Finance and service charges not included in Lines 1 to 35 \$.....0.  
(b) For health business on indicated lines report: Number of persons insured under PPO managed care products.....0 and number of persons insured under indemnity only products.....0.

**EXHIBIT OF PREMIUMS AND LOSSES (Statutory Page 14)**



NAIC Group Code.....0140    NAIC Company Code....15580    BUSINESS IN Other Alien #193    DURING THE YEAR

19.3P

Line of Business	Gross Premiums, Including Policy and Membership Fees, Less Return Premiums and Premiums on Policies not Taken		3 Dividends Paid or Credited to Policyholders on Direct Business	4 Direct Unearned Premium Reserves	5 Direct Losses Paid (deducting salvage)	6 Direct Losses Incurred	7 Direct Losses Unpaid	8 Direct Defense and Cost Containment Expense Paid	9 Direct Defense and Cost Containment Expense Incurred	10 Direct Defense and Cost Containment Expense Unpaid	11 Commissions and Brokerage Expenses	12 Taxes, Licenses and Fees
	1 Direct Premiums Written	2 Direct Premiums Earned										
1. Fire.....												
2.1 Allied lines.....												
2.2 Multiple peril crop.....												
2.3 Federal flood.....												
2.4 Private crop.....												
2.5 Private flood.....												
3. Farmowners multiple peril.....												
4. Homeowners multiple peril.....												
5.1 Commercial multiple peril (non-liability portion).....												
5.2 Commercial multiple peril (liability portion).....												
6. Mortgage guaranty.....												
8. Ocean marine.....												
9. Inland marine.....												
10. Financial guaranty.....												
11. Medical professional liability.....												
12. Earthquake.....												
13. Group accident and health (b).....												
14. Credit A&H (group and individual).....												
15.1 Collectively renewable A&H (b).....												
15.2 Non-cancelable A&H (b).....												
15.3 Guaranteed renewable A&H (b).....												
15.4 Non-renewable for stated reasons only (b).....												
15.5 Other accident only.....												
15.6 Medicare Title XVIII exempt from state taxes or fees.....												
15.7 All other A&H (b).....												
15.8 Federal employees health benefits plan premium.....												
16. Workers' compensation.....												
17.1 Other liability-occurrence.....												
17.2 Other liability-claims-made.....												
17.3 Excess workers' compensation.....												
18. Products liability.....												
19.1 Private passenger auto no-fault (personal injury protection).....												
19.2 Other private passenger auto liability.....												
19.3 Commercial auto no-fault (personal injury protection).....												
19.4 Other commercial auto liability.....												
21.1 Private passenger auto physical damage.....												
21.2 Commercial auto physical damage.....												
22. Aircraft (all perils).....												
23. Fidelity.....												
24. Surety.....												
26. Burglary and theft.....												
27. Boiler and machinery.....												
28. Credit.....												
30. Warranty.....												
34. Aggregate write-ins for other lines of business.....	0	0	0	0	0	0	0	0	0	0	0	0
35. TOTALS (a).....	0	0	0	0	0	0	0	0	0	0	0	0

DETAILS OF WRITE-INS

3401. ....												
3402. ....												
3403. ....												
3498. Summary of remaining write-ins for Line 34 from overflow page.....	0	0	0	0	0	0	0	0	0	0	0	0
3499. TOTALS (Lines 3401 through 3403 plus 3498) (Line 34 above).....	0	0	0	0	0	0	0	0	0	0	0	0

(a) Finance and service charges not included in Lines 1 to 35 \$.....0.  
(b) For health business on indicated lines report: Number of persons insured under PPO managed care products.....0 and number of persons insured under indemnity only products.....0.

**EXHIBIT OF PREMIUMS AND LOSSES (Statutory Page 14)**



NAIC Group Code.....0140    NAIC Company Code....15580    BUSINESS IN Other Alien #194    DURING THE YEAR

19.3Q

Line of Business	Gross Premiums, Including Policy and Membership Fees, Less Return Premiums and Premiums on Policies not Taken		3 Dividends Paid or Credited to Policyholders on Direct Business	4 Direct Unearned Premium Reserves	5 Direct Losses Paid (deducting salvage)	6 Direct Losses Incurred	7 Direct Losses Unpaid	8 Direct Defense and Cost Containment Expense Paid	9 Direct Defense and Cost Containment Expense Incurred	10 Direct Defense and Cost Containment Expense Unpaid	11 Commissions and Brokerage Expenses	12 Taxes, Licenses and Fees
	1 Direct Premiums Written	2 Direct Premiums Earned										
1. Fire.....												
2.1 Allied lines.....												
2.2 Multiple peril crop.....												
2.3 Federal flood.....												
2.4 Private crop.....												
2.5 Private flood.....												
3. Farmowners multiple peril.....												
4. Homeowners multiple peril.....												
5.1 Commercial multiple peril (non-liability portion).....												
5.2 Commercial multiple peril (liability portion).....												
6. Mortgage guaranty.....												
8. Ocean marine.....												
9. Inland marine.....												
10. Financial guaranty.....												
11. Medical professional liability.....												
12. Earthquake.....												
13. Group accident and health (b).....												
14. Credit A&H (group and individual).....												
15.1 Collectively renewable A&H (b).....												
15.2 Non-cancelable A&H (b).....												
15.3 Guaranteed renewable A&H (b).....												
15.4 Non-renewable for stated reasons only (b).....												
15.5 Other accident only.....												
15.6 Medicare Title XVIII exempt from state taxes or fees.....												
15.7 All other A&H (b).....												
15.8 Federal employees health benefits plan premium.....												
16. Workers' compensation.....												
17.1 Other liability-occurrence.....												
17.2 Other liability-claims-made.....												
17.3 Excess workers' compensation.....												
18. Products liability.....												
19.1 Private passenger auto no-fault (personal injury protection).....												
19.2 Other private passenger auto liability.....												
19.3 Commercial auto no-fault (personal injury protection).....												
19.4 Other commercial auto liability.....												
21.1 Private passenger auto physical damage.....												
21.2 Commercial auto physical damage.....												
22. Aircraft (all perils).....												
23. Fidelity.....												
24. Surety.....												
26. Burglary and theft.....												
27. Boiler and machinery.....												
28. Credit.....												
30. Warranty.....												
34. Aggregate write-ins for other lines of business.....	0	0	0	0	0	0	0	0	0	0	0	0
35. TOTALS (a).....	0	0	0	0	0	0	0	0	0	0	0	0

DETAILS OF WRITE-INS

3401. ....												
3402. ....												
3403. ....												
3498. Summary of remaining write-ins for Line 34 from overflow page.....	0	0	0	0	0	0	0	0	0	0	0	0
3499. TOTALS (Lines 3401 through 3403 plus 3498) (Line 34 above).....	0	0	0	0	0	0	0	0	0	0	0	0

(a) Finance and service charges not included in Lines 1 to 35 \$.....0.  
(b) For health business on indicated lines report: Number of persons insured under PPO managed care products.....0 and number of persons insured under indemnity only products.....0.

**EXHIBIT OF PREMIUMS AND LOSSES (Statutory Page 14)**



NAIC Group Code.....0140    NAIC Company Code....15580    BUSINESS IN Other Alien # 40    DURING THE YEAR

19.40

Line of Business	Gross Premiums, Including Policy and Membership Fees, Less Return Premiums and Premiums on Policies not Taken		3 Dividends Paid or Credited to Policyholders on Direct Business	4 Direct Unearned Premium Reserves	5 Direct Losses Paid (deducting salvage)	6 Direct Losses Incurred	7 Direct Losses Unpaid	8 Direct Defense and Cost Containment Expense Paid	9 Direct Defense and Cost Containment Expense Incurred	10 Direct Defense and Cost Containment Expense Unpaid	11 Commissions and Brokerage Expenses	12 Taxes, Licenses and Fees
	1 Direct Premiums Written	2 Direct Premiums Earned										
1. Fire.....												
2.1 Allied lines.....												
2.2 Multiple peril crop.....												
2.3 Federal flood.....												
2.4 Private crop.....												
2.5 Private flood.....												
3. Farmowners multiple peril.....												
4. Homeowners multiple peril.....												
5.1 Commercial multiple peril (non-liability portion).....												
5.2 Commercial multiple peril (liability portion).....												
6. Mortgage guaranty.....												
8. Ocean marine.....												
9. Inland marine.....												
10. Financial guaranty.....												
11. Medical professional liability.....												
12. Earthquake.....												
13. Group accident and health (b).....												
14. Credit A&H (group and individual).....												
15.1 Collectively renewable A&H (b).....												
15.2 Non-cancelable A&H (b).....												
15.3 Guaranteed renewable A&H (b).....												
15.4 Non-renewable for stated reasons only (b).....												
15.5 Other accident only.....												
15.6 Medicare Title XVIII exempt from state taxes or fees.....												
15.7 All other A&H (b).....												
15.8 Federal employees health benefits plan premium.....												
16. Workers' compensation.....												
17.1 Other liability-occurrence.....												
17.2 Other liability-claims-made.....												
17.3 Excess workers' compensation.....												
18. Products liability.....												
19.1 Private passenger auto no-fault (personal injury protection).....												
19.2 Other private passenger auto liability.....												
19.3 Commercial auto no-fault (personal injury protection).....												
19.4 Other commercial auto liability.....												
21.1 Private passenger auto physical damage.....												
21.2 Commercial auto physical damage.....												
22. Aircraft (all perils).....												
23. Fidelity.....												
24. Surety.....												
26. Burglary and theft.....												
27. Boiler and machinery.....												
28. Credit.....												
30. Warranty.....												
34. Aggregate write-ins for other lines of business.....	0	0	0	0	0	0	0	0	0	0	0	0
35. TOTALS (a).....	0	0	0	0	0	0	0	0	0	0	0	0

DETAILS OF WRITE-INS

3401. ....												
3402. ....												
3403. ....												
3498. Summary of remaining write-ins for Line 34 from overflow page.....	0	0	0	0	0	0	0	0	0	0	0	0
3499. TOTALS (Lines 3401 through 3403 plus 3498) (Line 34 above).....	0	0	0	0	0	0	0	0	0	0	0	0

(a) Finance and service charges not included in Lines 1 to 35 \$.....0.  
(b) For health business on indicated lines report: Number of persons insured under PPO managed care products.....0 and number of persons insured under indemnity only products.....0.



**EXHIBIT OF PREMIUMS AND LOSSES (Statutory Page 14)**



NAIC Group Code.....0140    NAIC Company Code....15580    BUSINESS IN Other Alien # 41    DURING THE YEAR

19.41

Line of Business	Gross Premiums, Including Policy and Membership Fees, Less Return Premiums and Premiums on Policies not Taken		3 Dividends Paid or Credited to Policyholders on Direct Business	4 Direct Unearned Premium Reserves	5 Direct Losses Paid (deducting salvage)	6 Direct Losses Incurred	7 Direct Losses Unpaid	8 Direct Defense and Cost Containment Expense Paid	9 Direct Defense and Cost Containment Expense Incurred	10 Direct Defense and Cost Containment Expense Unpaid	11 Commissions and Brokerage Expenses	12 Taxes, Licenses and Fees
	1 Direct Premiums Written	2 Direct Premiums Earned										
1. Fire.....												
2.1 Allied lines.....												
2.2 Multiple peril crop.....												
2.3 Federal flood.....												
2.4 Private crop.....												
2.5 Private flood.....												
3. Farmowners multiple peril.....												
4. Homeowners multiple peril.....												
5.1 Commercial multiple peril (non-liability portion).....												
5.2 Commercial multiple peril (liability portion).....												
6. Mortgage guaranty.....												
8. Ocean marine.....												
9. Inland marine.....												
10. Financial guaranty.....												
11. Medical professional liability.....												
12. Earthquake.....												
13. Group accident and health (b).....												
14. Credit A&H (group and individual).....												
15.1 Collectively renewable A&H (b).....												
15.2 Non-cancelable A&H (b).....												
15.3 Guaranteed renewable A&H (b).....												
15.4 Non-renewable for stated reasons only (b).....												
15.5 Other accident only.....												
15.6 Medicare Title XVIII exempt from state taxes or fees.....												
15.7 All other A&H (b).....												
15.8 Federal employees health benefits plan premium.....												
16. Workers' compensation.....												
17.1 Other liability-occurrence.....												
17.2 Other liability-claims-made.....												
17.3 Excess workers' compensation.....												
18. Products liability.....												
19.1 Private passenger auto no-fault (personal injury protection).....												
19.2 Other private passenger auto liability.....												
19.3 Commercial auto no-fault (personal injury protection).....												
19.4 Other commercial auto liability.....												
21.1 Private passenger auto physical damage.....												
21.2 Commercial auto physical damage.....												
22. Aircraft (all perils).....												
23. Fidelity.....												
24. Surety.....												
26. Burglary and theft.....												
27. Boiler and machinery.....												
28. Credit.....												
30. Warranty.....												
34. Aggregate write-ins for other lines of business.....	0	0	0	0	0	0	0	0	0	0	0	0
35. TOTALS (a).....	0	0	0	0	0	0	0	0	0	0	0	0

DETAILS OF WRITE-INS

3401. ....												
3402. ....												
3403. ....												
3498. Summary of remaining write-ins for Line 34 from overflow page.....	0	0	0	0	0	0	0	0	0	0	0	0
3499. TOTALS (Lines 3401 through 3403 plus 3498) (Line 34 above).....	0	0	0	0	0	0	0	0	0	0	0	0

(a) Finance and service charges not included in Lines 1 to 35 \$.....0.  
(b) For health business on indicated lines report: Number of persons insured under PPO managed care products.....0 and number of persons insured under indemnity only products.....0.

**EXHIBIT OF PREMIUMS AND LOSSES (Statutory Page 14)**



NAIC Group Code.....0140    NAIC Company Code....15580    BUSINESS IN Other Alien # 42    DURING THE YEAR

19.42

Line of Business	Gross Premiums, Including Policy and Membership Fees, Less Return Premiums and Premiums on Policies not Taken		3 Dividends Paid or Credited to Policyholders on Direct Business	4 Direct Unearned Premium Reserves	5 Direct Losses Paid (deducting salvage)	6 Direct Losses Incurred	7 Direct Losses Unpaid	8 Direct Defense and Cost Containment Expense Paid	9 Direct Defense and Cost Containment Expense Incurred	10 Direct Defense and Cost Containment Expense Unpaid	11 Commissions and Brokerage Expenses	12 Taxes, Licenses and Fees
	1 Direct Premiums Written	2 Direct Premiums Earned										
1. Fire.....												
2.1 Allied lines.....												
2.2 Multiple peril crop.....												
2.3 Federal flood.....												
2.4 Private crop.....												
2.5 Private flood.....												
3. Farmowners multiple peril.....												
4. Homeowners multiple peril.....												
5.1 Commercial multiple peril (non-liability portion).....												
5.2 Commercial multiple peril (liability portion).....												
6. Mortgage guaranty.....												
8. Ocean marine.....												
9. Inland marine.....												
10. Financial guaranty.....												
11. Medical professional liability.....												
12. Earthquake.....												
13. Group accident and health (b).....												
14. Credit A&H (group and individual).....												
15.1 Collectively renewable A&H (b).....												
15.2 Non-cancelable A&H (b).....												
15.3 Guaranteed renewable A&H (b).....												
15.4 Non-renewable for stated reasons only (b).....												
15.5 Other accident only.....												
15.6 Medicare Title XVIII exempt from state taxes or fees.....												
15.7 All other A&H (b).....												
15.8 Federal employees health benefits plan premium.....												
16. Workers' compensation.....												
17.1 Other liability-occurrence.....												
17.2 Other liability-claims-made.....												
17.3 Excess workers' compensation.....												
18. Products liability.....												
19.1 Private passenger auto no-fault (personal injury protection).....												
19.2 Other private passenger auto liability.....												
19.3 Commercial auto no-fault (personal injury protection).....												
19.4 Other commercial auto liability.....												
21.1 Private passenger auto physical damage.....												
21.2 Commercial auto physical damage.....												
22. Aircraft (all perils).....												
23. Fidelity.....												
24. Surety.....												
26. Burglary and theft.....												
27. Boiler and machinery.....												
28. Credit.....												
30. Warranty.....												
34. Aggregate write-ins for other lines of business.....	0	0	0	0	0	0	0	0	0	0	0	0
35. TOTALS (a).....	0	0	0	0	0	0	0	0	0	0	0	0

DETAILS OF WRITE-INS

3401. ....												
3402. ....												
3403. ....												
3498. Summary of remaining write-ins for Line 34 from overflow page.....	0	0	0	0	0	0	0	0	0	0	0	0
3499. TOTALS (Lines 3401 through 3403 plus 3498) (Line 34 above).....	0	0	0	0	0	0	0	0	0	0	0	0

(a) Finance and service charges not included in Lines 1 to 35 \$.....0.  
(b) For health business on indicated lines report: Number of persons insured under PPO managed care products.....0 and number of persons insured under indemnity only products.....0.

**EXHIBIT OF PREMIUMS AND LOSSES (Statutory Page 14)**



NAIC Group Code.....0140    NAIC Company Code....15580    BUSINESS IN Other Alien # 43    DURING THE YEAR

19.43

Line of Business	Gross Premiums, Including Policy and Membership Fees, Less Return Premiums and Premiums on Policies not Taken		3 Dividends Paid or Credited to Policyholders on Direct Business	4 Direct Unearned Premium Reserves	5 Direct Losses Paid (deducting salvage)	6 Direct Losses Incurred	7 Direct Losses Unpaid	8 Direct Defense and Cost Containment Expense Paid	9 Direct Defense and Cost Containment Expense Incurred	10 Direct Defense and Cost Containment Expense Unpaid	11 Commissions and Brokerage Expenses	12 Taxes, Licenses and Fees
	1 Direct Premiums Written	2 Direct Premiums Earned										
1. Fire.....												
2.1 Allied lines.....												
2.2 Multiple peril crop.....												
2.3 Federal flood.....												
2.4 Private crop.....												
2.5 Private flood.....												
3. Farmowners multiple peril.....												
4. Homeowners multiple peril.....												
5.1 Commercial multiple peril (non-liability portion).....												
5.2 Commercial multiple peril (liability portion).....												
6. Mortgage guaranty.....												
8. Ocean marine.....												
9. Inland marine.....												
10. Financial guaranty.....												
11. Medical professional liability.....												
12. Earthquake.....												
13. Group accident and health (b).....												
14. Credit A&H (group and individual).....												
15.1 Collectively renewable A&H (b).....												
15.2 Non-cancelable A&H (b).....												
15.3 Guaranteed renewable A&H (b).....												
15.4 Non-renewable for stated reasons only (b).....												
15.5 Other accident only.....												
15.6 Medicare Title XVIII exempt from state taxes or fees.....												
15.7 All other A&H (b).....												
15.8 Federal employees health benefits plan premium.....												
16. Workers' compensation.....												
17.1 Other liability-occurrence.....												
17.2 Other liability-claims-made.....												
17.3 Excess workers' compensation.....												
18. Products liability.....												
19.1 Private passenger auto no-fault (personal injury protection).....												
19.2 Other private passenger auto liability.....												
19.3 Commercial auto no-fault (personal injury protection).....												
19.4 Other commercial auto liability.....												
21.1 Private passenger auto physical damage.....												
21.2 Commercial auto physical damage.....												
22. Aircraft (all perils).....												
23. Fidelity.....												
24. Surety.....												
26. Burglary and theft.....												
27. Boiler and machinery.....												
28. Credit.....												
30. Warranty.....												
34. Aggregate write-ins for other lines of business.....	0	0	0	0	0	0	0	0	0	0	0	0
35. TOTALS (a).....	0	0	0	0	0	0	0	0	0	0	0	0

DETAILS OF WRITE-INS

3401. ....												
3402. ....												
3403. ....												
3498. Summary of remaining write-ins for Line 34 from overflow page.....	0	0	0	0	0	0	0	0	0	0	0	0
3499. TOTALS (Lines 3401 through 3403 plus 3498) (Line 34 above).....	0	0	0	0	0	0	0	0	0	0	0	0

(a) Finance and service charges not included in Lines 1 to 35 \$.....0.  
(b) For health business on indicated lines report: Number of persons insured under PPO managed care products.....0 and number of persons insured under indemnity only products.....0.

**EXHIBIT OF PREMIUMS AND LOSSES (Statutory Page 14)**



NAIC Group Code.....0140    NAIC Company Code....15580    BUSINESS IN Other Alien # 44    DURING THE YEAR

19.44

Line of Business	Gross Premiums, Including Policy and Membership Fees, Less Return Premiums and Premiums on Policies not Taken		3 Dividends Paid or Credited to Policyholders on Direct Business	4 Direct Unearned Premium Reserves	5 Direct Losses Paid (deducting salvage)	6 Direct Losses Incurred	7 Direct Losses Unpaid	8 Direct Defense and Cost Containment Expense Paid	9 Direct Defense and Cost Containment Expense Incurred	10 Direct Defense and Cost Containment Expense Unpaid	11 Commissions and Brokerage Expenses	12 Taxes, Licenses and Fees
	1 Direct Premiums Written	2 Direct Premiums Earned										
1. Fire.....												
2.1 Allied lines.....												
2.2 Multiple peril crop.....												
2.3 Federal flood.....												
2.4 Private crop.....												
2.5 Private flood.....												
3. Farmowners multiple peril.....												
4. Homeowners multiple peril.....												
5.1 Commercial multiple peril (non-liability portion).....												
5.2 Commercial multiple peril (liability portion).....												
6. Mortgage guaranty.....												
8. Ocean marine.....												
9. Inland marine.....												
10. Financial guaranty.....												
11. Medical professional liability.....												
12. Earthquake.....												
13. Group accident and health (b).....												
14. Credit A&H (group and individual).....												
15.1 Collectively renewable A&H (b).....												
15.2 Non-cancelable A&H (b).....												
15.3 Guaranteed renewable A&H (b).....												
15.4 Non-renewable for stated reasons only (b).....												
15.5 Other accident only.....												
15.6 Medicare Title XVIII exempt from state taxes or fees.....												
15.7 All other A&H (b).....												
15.8 Federal employees health benefits plan premium.....												
16. Workers' compensation.....												
17.1 Other liability-occurrence.....												
17.2 Other liability-claims-made.....												
17.3 Excess workers' compensation.....												
18. Products liability.....												
19.1 Private passenger auto no-fault (personal injury protection).....												
19.2 Other private passenger auto liability.....												
19.3 Commercial auto no-fault (personal injury protection).....												
19.4 Other commercial auto liability.....												
21.1 Private passenger auto physical damage.....												
21.2 Commercial auto physical damage.....												
22. Aircraft (all perils).....												
23. Fidelity.....												
24. Surety.....												
26. Burglary and theft.....												
27. Boiler and machinery.....												
28. Credit.....												
30. Warranty.....												
34. Aggregate write-ins for other lines of business.....	0	0	0	0	0	0	0	0	0	0	0	0
35. TOTALS (a).....	0	0	0	0	0	0	0	0	0	0	0	0

DETAILS OF WRITE-INS

3401. ....												
3402. ....												
3403. ....												
3498. Summary of remaining write-ins for Line 34 from overflow page.....	0	0	0	0	0	0	0	0	0	0	0	0
3499. TOTALS (Lines 3401 through 3403 plus 3498) (Line 34 above).....	0	0	0	0	0	0	0	0	0	0	0	0

(a) Finance and service charges not included in Lines 1 to 35 \$.....0.  
(b) For health business on indicated lines report: Number of persons insured under PPO managed care products.....0 and number of persons insured under indemnity only products.....0.

**EXHIBIT OF PREMIUMS AND LOSSES (Statutory Page 14)**



NAIC Group Code.....0140    NAIC Company Code....15580    BUSINESS IN Other Alien # 45    DURING THE YEAR

19.45

Line of Business	Gross Premiums, Including Policy and Membership Fees, Less Return Premiums and Premiums on Policies not Taken		3 Dividends Paid or Credited to Policyholders on Direct Business	4 Direct Unearned Premium Reserves	5 Direct Losses Paid (deducting salvage)	6 Direct Losses Incurred	7 Direct Losses Unpaid	8 Direct Defense and Cost Containment Expense Paid	9 Direct Defense and Cost Containment Expense Incurred	10 Direct Defense and Cost Containment Expense Unpaid	11 Commissions and Brokerage Expenses	12 Taxes, Licenses and Fees
	1 Direct Premiums Written	2 Direct Premiums Earned										
1. Fire.....												
2.1 Allied lines.....												
2.2 Multiple peril crop.....												
2.3 Federal flood.....												
2.4 Private crop.....												
2.5 Private flood.....												
3. Farmowners multiple peril.....												
4. Homeowners multiple peril.....												
5.1 Commercial multiple peril (non-liability portion).....												
5.2 Commercial multiple peril (liability portion).....												
6. Mortgage guaranty.....												
8. Ocean marine.....												
9. Inland marine.....												
10. Financial guaranty.....												
11. Medical professional liability.....												
12. Earthquake.....												
13. Group accident and health (b).....												
14. Credit A&H (group and individual).....												
15.1 Collectively renewable A&H (b).....												
15.2 Non-cancelable A&H (b).....												
15.3 Guaranteed renewable A&H (b).....												
15.4 Non-renewable for stated reasons only (b).....												
15.5 Other accident only.....												
15.6 Medicare Title XVIII exempt from state taxes or fees.....												
15.7 All other A&H (b).....												
15.8 Federal employees health benefits plan premium.....												
16. Workers' compensation.....												
17.1 Other liability-occurrence.....												
17.2 Other liability-claims-made.....												
17.3 Excess workers' compensation.....												
18. Products liability.....												
19.1 Private passenger auto no-fault (personal injury protection).....												
19.2 Other private passenger auto liability.....												
19.3 Commercial auto no-fault (personal injury protection).....												
19.4 Other commercial auto liability.....												
21.1 Private passenger auto physical damage.....												
21.2 Commercial auto physical damage.....												
22. Aircraft (all perils).....												
23. Fidelity.....												
24. Surety.....												
26. Burglary and theft.....												
27. Boiler and machinery.....												
28. Credit.....												
30. Warranty.....												
34. Aggregate write-ins for other lines of business.....	0	0	0	0	0	0	0	0	0	0	0	0
35. TOTALS (a).....	0	0	0	0	0	0	0	0	0	0	0	0

DETAILS OF WRITE-INS

3401. ....												
3402. ....												
3403. ....												
3498. Summary of remaining write-ins for Line 34 from overflow page.....	0	0	0	0	0	0	0	0	0	0	0	0
3499. TOTALS (Lines 3401 through 3403 plus 3498) (Line 34 above).....	0	0	0	0	0	0	0	0	0	0	0	0

(a) Finance and service charges not included in Lines 1 to 35 \$.....0.  
(b) For health business on indicated lines report: Number of persons insured under PPO managed care products.....0 and number of persons insured under indemnity only products.....0.

**EXHIBIT OF PREMIUMS AND LOSSES (Statutory Page 14)**



NAIC Group Code.....0140    NAIC Company Code....15580    BUSINESS IN Other Alien # 46    DURING THE YEAR

19.46

Line of Business	Gross Premiums, Including Policy and Membership Fees, Less Return Premiums and Premiums on Policies not Taken		3 Dividends Paid or Credited to Policyholders on Direct Business	4 Direct Unearned Premium Reserves	5 Direct Losses Paid (deducting salvage)	6 Direct Losses Incurred	7 Direct Losses Unpaid	8 Direct Defense and Cost Containment Expense Paid	9 Direct Defense and Cost Containment Expense Incurred	10 Direct Defense and Cost Containment Expense Unpaid	11 Commissions and Brokerage Expenses	12 Taxes, Licenses and Fees
	1 Direct Premiums Written	2 Direct Premiums Earned										
1. Fire.....												
2.1 Allied lines.....												
2.2 Multiple peril crop.....												
2.3 Federal flood.....												
2.4 Private crop.....												
2.5 Private flood.....												
3. Farmowners multiple peril.....												
4. Homeowners multiple peril.....												
5.1 Commercial multiple peril (non-liability portion).....												
5.2 Commercial multiple peril (liability portion).....												
6. Mortgage guaranty.....												
8. Ocean marine.....												
9. Inland marine.....												
10. Financial guaranty.....												
11. Medical professional liability.....												
12. Earthquake.....												
13. Group accident and health (b).....												
14. Credit A&H (group and individual).....												
15.1 Collectively renewable A&H (b).....												
15.2 Non-cancelable A&H (b).....												
15.3 Guaranteed renewable A&H (b).....												
15.4 Non-renewable for stated reasons only (b).....												
15.5 Other accident only.....												
15.6 Medicare Title XVIII exempt from state taxes or fees.....												
15.7 All other A&H (b).....												
15.8 Federal employees health benefits plan premium.....												
16. Workers' compensation.....												
17.1 Other liability-occurrence.....												
17.2 Other liability-claims-made.....												
17.3 Excess workers' compensation.....												
18. Products liability.....												
19.1 Private passenger auto no-fault (personal injury protection).....												
19.2 Other private passenger auto liability.....												
19.3 Commercial auto no-fault (personal injury protection).....												
19.4 Other commercial auto liability.....												
21.1 Private passenger auto physical damage.....												
21.2 Commercial auto physical damage.....												
22. Aircraft (all perils).....												
23. Fidelity.....												
24. Surety.....												
26. Burglary and theft.....												
27. Boiler and machinery.....												
28. Credit.....												
30. Warranty.....												
34. Aggregate write-ins for other lines of business.....	0	0	0	0	0	0	0	0	0	0	0	0
35. TOTALS (a).....	0	0	0	0	0	0	0	0	0	0	0	0

DETAILS OF WRITE-INS

3401. ....												
3402. ....												
3403. ....												
3498. Summary of remaining write-ins for Line 34 from overflow page.....	0	0	0	0	0	0	0	0	0	0	0	0
3499. TOTALS (Lines 3401 through 3403 plus 3498) (Line 34 above).....	0	0	0	0	0	0	0	0	0	0	0	0

(a) Finance and service charges not included in Lines 1 to 35 \$.....0.  
(b) For health business on indicated lines report: Number of persons insured under PPO managed care products.....0 and number of persons insured under indemnity only products.....0.

**EXHIBIT OF PREMIUMS AND LOSSES (Statutory Page 14)**



NAIC Group Code.....0140    NAIC Company Code....15580    BUSINESS IN Other Alien # 47    DURING THE YEAR

19.47

Line of Business	Gross Premiums, Including Policy and Membership Fees, Less Return Premiums and Premiums on Policies not Taken		3 Dividends Paid or Credited to Policyholders on Direct Business	4 Direct Unearned Premium Reserves	5 Direct Losses Paid (deducting salvage)	6 Direct Losses Incurred	7 Direct Losses Unpaid	8 Direct Defense and Cost Containment Expense Paid	9 Direct Defense and Cost Containment Expense Incurred	10 Direct Defense and Cost Containment Expense Unpaid	11 Commissions and Brokerage Expenses	12 Taxes, Licenses and Fees
	1 Direct Premiums Written	2 Direct Premiums Earned										
1. Fire.....												
2.1 Allied lines.....												
2.2 Multiple peril crop.....												
2.3 Federal flood.....												
2.4 Private crop.....												
2.5 Private flood.....												
3. Farmowners multiple peril.....												
4. Homeowners multiple peril.....												
5.1 Commercial multiple peril (non-liability portion).....												
5.2 Commercial multiple peril (liability portion).....												
6. Mortgage guaranty.....												
8. Ocean marine.....												
9. Inland marine.....												
10. Financial guaranty.....												
11. Medical professional liability.....												
12. Earthquake.....												
13. Group accident and health (b).....												
14. Credit A&H (group and individual).....												
15.1 Collectively renewable A&H (b).....												
15.2 Non-cancelable A&H (b).....												
15.3 Guaranteed renewable A&H (b).....												
15.4 Non-renewable for stated reasons only (b).....												
15.5 Other accident only.....												
15.6 Medicare Title XVIII exempt from state taxes or fees.....												
15.7 All other A&H (b).....												
15.8 Federal employees health benefits plan premium.....												
16. Workers' compensation.....												
17.1 Other liability-occurrence.....												
17.2 Other liability-claims-made.....												
17.3 Excess workers' compensation.....												
18. Products liability.....												
19.1 Private passenger auto no-fault (personal injury protection).....												
19.2 Other private passenger auto liability.....												
19.3 Commercial auto no-fault (personal injury protection).....												
19.4 Other commercial auto liability.....												
21.1 Private passenger auto physical damage.....												
21.2 Commercial auto physical damage.....												
22. Aircraft (all perils).....												
23. Fidelity.....												
24. Surety.....												
26. Burglary and theft.....												
27. Boiler and machinery.....												
28. Credit.....												
30. Warranty.....												
34. Aggregate write-ins for other lines of business.....	0	0	0	0	0	0	0	0	0	0	0	0
35. TOTALS (a).....	0	0	0	0	0	0	0	0	0	0	0	0

DETAILS OF WRITE-INS

3401. ....												
3402. ....												
3403. ....												
3498. Summary of remaining write-ins for Line 34 from overflow page.....	0	0	0	0	0	0	0	0	0	0	0	0
3499. TOTALS (Lines 3401 through 3403 plus 3498) (Line 34 above).....	0	0	0	0	0	0	0	0	0	0	0	0

(a) Finance and service charges not included in Lines 1 to 35 \$.....0.  
(b) For health business on indicated lines report: Number of persons insured under PPO managed care products.....0 and number of persons insured under indemnity only products.....0.

**EXHIBIT OF PREMIUMS AND LOSSES (Statutory Page 14)**



NAIC Group Code.....0140    NAIC Company Code....15580    BUSINESS IN Other Alien # 48    DURING THE YEAR

19.48

Line of Business	Gross Premiums, Including Policy and Membership Fees, Less Return Premiums and Premiums on Policies not Taken		3 Dividends Paid or Credited to Policyholders on Direct Business	4 Direct Unearned Premium Reserves	5 Direct Losses Paid (deducting salvage)	6 Direct Losses Incurred	7 Direct Losses Unpaid	8 Direct Defense and Cost Containment Expense Paid	9 Direct Defense and Cost Containment Expense Incurred	10 Direct Defense and Cost Containment Expense Unpaid	11 Commissions and Brokerage Expenses	12 Taxes, Licenses and Fees
	1 Direct Premiums Written	2 Direct Premiums Earned										
1. Fire.....												
2.1 Allied lines.....												
2.2 Multiple peril crop.....												
2.3 Federal flood.....												
2.4 Private crop.....												
2.5 Private flood.....												
3. Farmowners multiple peril.....												
4. Homeowners multiple peril.....												
5.1 Commercial multiple peril (non-liability portion).....												
5.2 Commercial multiple peril (liability portion).....												
6. Mortgage guaranty.....												
8. Ocean marine.....												
9. Inland marine.....												
10. Financial guaranty.....												
11. Medical professional liability.....												
12. Earthquake.....												
13. Group accident and health (b).....												
14. Credit A&H (group and individual).....												
15.1 Collectively renewable A&H (b).....												
15.2 Non-cancelable A&H (b).....												
15.3 Guaranteed renewable A&H (b).....												
15.4 Non-renewable for stated reasons only (b).....												
15.5 Other accident only.....												
15.6 Medicare Title XVIII exempt from state taxes or fees.....												
15.7 All other A&H (b).....												
15.8 Federal employees health benefits plan premium.....												
16. Workers' compensation.....												
17.1 Other liability-occurrence.....												
17.2 Other liability-claims-made.....												
17.3 Excess workers' compensation.....												
18. Products liability.....												
19.1 Private passenger auto no-fault (personal injury protection).....												
19.2 Other private passenger auto liability.....												
19.3 Commercial auto no-fault (personal injury protection).....												
19.4 Other commercial auto liability.....												
21.1 Private passenger auto physical damage.....												
21.2 Commercial auto physical damage.....												
22. Aircraft (all perils).....												
23. Fidelity.....												
24. Surety.....												
26. Burglary and theft.....												
27. Boiler and machinery.....												
28. Credit.....												
30. Warranty.....												
34. Aggregate write-ins for other lines of business.....	0	0	0	0	0	0	0	0	0	0	0	0
35. TOTALS (a).....	0	0	0	0	0	0	0	0	0	0	0	0

DETAILS OF WRITE-INS

3401. ....												
3402. ....												
3403. ....												
3498. Summary of remaining write-ins for Line 34 from overflow page.....	0	0	0	0	0	0	0	0	0	0	0	0
3499. TOTALS (Lines 3401 through 3403 plus 3498) (Line 34 above).....	0	0	0	0	0	0	0	0	0	0	0	0

(a) Finance and service charges not included in Lines 1 to 35 \$.....0.  
(b) For health business on indicated lines report: Number of persons insured under PPO managed care products.....0 and number of persons insured under indemnity only products.....0.



**EXHIBIT OF PREMIUMS AND LOSSES (Statutory Page 14)**



NAIC Group Code.....0140    NAIC Company Code....15580    BUSINESS IN Other Alien # 49    DURING THE YEAR

19.49

Line of Business	Gross Premiums, Including Policy and Membership Fees, Less Return Premiums and Premiums on Policies not Taken		3 Dividends Paid or Credited to Policyholders on Direct Business	4 Direct Unearned Premium Reserves	5 Direct Losses Paid (deducting salvage)	6 Direct Losses Incurred	7 Direct Losses Unpaid	8 Direct Defense and Cost Containment Expense Paid	9 Direct Defense and Cost Containment Expense Incurred	10 Direct Defense and Cost Containment Expense Unpaid	11 Commissions and Brokerage Expenses	12 Taxes, Licenses and Fees
	1 Direct Premiums Written	2 Direct Premiums Earned										
1. Fire.....												
2.1 Allied lines.....												
2.2 Multiple peril crop.....												
2.3 Federal flood.....												
2.4 Private crop.....												
2.5 Private flood.....												
3. Farmowners multiple peril.....												
4. Homeowners multiple peril.....												
5.1 Commercial multiple peril (non-liability portion).....												
5.2 Commercial multiple peril (liability portion).....												
6. Mortgage guaranty.....												
8. Ocean marine.....												
9. Inland marine.....												
10. Financial guaranty.....												
11. Medical professional liability.....												
12. Earthquake.....												
13. Group accident and health (b).....												
14. Credit A&H (group and individual).....												
15.1 Collectively renewable A&H (b).....												
15.2 Non-cancelable A&H (b).....												
15.3 Guaranteed renewable A&H (b).....												
15.4 Non-renewable for stated reasons only (b).....												
15.5 Other accident only.....												
15.6 Medicare Title XVIII exempt from state taxes or fees.....												
15.7 All other A&H (b).....												
15.8 Federal employees health benefits plan premium.....												
16. Workers' compensation.....												
17.1 Other liability-occurrence.....												
17.2 Other liability-claims-made.....												
17.3 Excess workers' compensation.....												
18. Products liability.....												
19.1 Private passenger auto no-fault (personal injury protection).....												
19.2 Other private passenger auto liability.....												
19.3 Commercial auto no-fault (personal injury protection).....												
19.4 Other commercial auto liability.....												
21.1 Private passenger auto physical damage.....												
21.2 Commercial auto physical damage.....												
22. Aircraft (all perils).....												
23. Fidelity.....												
24. Surety.....												
26. Burglary and theft.....												
27. Boiler and machinery.....												
28. Credit.....												
30. Warranty.....												
34. Aggregate write-ins for other lines of business.....	0	0	0	0	0	0	0	0	0	0	0	0
35. TOTALS (a).....	0	0	0	0	0	0	0	0	0	0	0	0

**DETAILS OF WRITE-INS**

3401. ....												
3402. ....												
3403. ....												
3498. Summary of remaining write-ins for Line 34 from overflow page.....	0	0	0	0	0	0	0	0	0	0	0	0
3499. TOTALS (Lines 3401 through 3403 plus 3498) (Line 34 above).....	0	0	0	0	0	0	0	0	0	0	0	0

(a) Finance and service charges not included in Lines 1 to 35 \$.....0.  
(b) For health business on indicated lines report: Number of persons insured under PPO managed care products.....0 and number of persons insured under indemnity only products.....0.

**EXHIBIT OF PREMIUMS AND LOSSES (Statutory Page 14)**



NAIC Group Code.....0140    NAIC Company Code....15580    BUSINESS IN Other Alien # 50    DURING THE YEAR

19.50

Line of Business	Gross Premiums, Including Policy and Membership Fees, Less Return Premiums and Premiums on Policies not Taken		3 Dividends Paid or Credited to Policyholders on Direct Business	4 Direct Unearned Premium Reserves	5 Direct Losses Paid (deducting salvage)	6 Direct Losses Incurred	7 Direct Losses Unpaid	8 Direct Defense and Cost Containment Expense Paid	9 Direct Defense and Cost Containment Expense Incurred	10 Direct Defense and Cost Containment Expense Unpaid	11 Commissions and Brokerage Expenses	12 Taxes, Licenses and Fees
	1 Direct Premiums Written	2 Direct Premiums Earned										
1. Fire.....												
2.1 Allied lines.....												
2.2 Multiple peril crop.....												
2.3 Federal flood.....												
2.4 Private crop.....												
2.5 Private flood.....												
3. Farmowners multiple peril.....												
4. Homeowners multiple peril.....												
5.1 Commercial multiple peril (non-liability portion).....												
5.2 Commercial multiple peril (liability portion).....												
6. Mortgage guaranty.....												
8. Ocean marine.....												
9. Inland marine.....												
10. Financial guaranty.....												
11. Medical professional liability.....												
12. Earthquake.....												
13. Group accident and health (b).....												
14. Credit A&H (group and individual).....												
15.1 Collectively renewable A&H (b).....												
15.2 Non-cancelable A&H (b).....												
15.3 Guaranteed renewable A&H (b).....												
15.4 Non-renewable for stated reasons only (b).....												
15.5 Other accident only.....												
15.6 Medicare Title XVIII exempt from state taxes or fees.....												
15.7 All other A&H (b).....												
15.8 Federal employees health benefits plan premium.....												
16. Workers' compensation.....												
17.1 Other liability-occurrence.....												
17.2 Other liability-claims-made.....												
17.3 Excess workers' compensation.....												
18. Products liability.....												
19.1 Private passenger auto no-fault (personal injury protection).....												
19.2 Other private passenger auto liability.....												
19.3 Commercial auto no-fault (personal injury protection).....												
19.4 Other commercial auto liability.....												
21.1 Private passenger auto physical damage.....												
21.2 Commercial auto physical damage.....												
22. Aircraft (all perils).....												
23. Fidelity.....												
24. Surety.....												
26. Burglary and theft.....												
27. Boiler and machinery.....												
28. Credit.....												
30. Warranty.....												
34. Aggregate write-ins for other lines of business.....	0	0	0	0	0	0	0	0	0	0	0	0
35. TOTALS (a).....	0	0	0	0	0	0	0	0	0	0	0	0

DETAILS OF WRITE-INS

3401. ....												
3402. ....												
3403. ....												
3498. Summary of remaining write-ins for Line 34 from overflow page.....	0	0	0	0	0	0	0	0	0	0	0	0
3499. TOTALS (Lines 3401 through 3403 plus 3498) (Line 34 above).....	0	0	0	0	0	0	0	0	0	0	0	0

(a) Finance and service charges not included in Lines 1 to 35 \$.....0.  
(b) For health business on indicated lines report: Number of persons insured under PPO managed care products.....0 and number of persons insured under indemnity only products.....0.

**EXHIBIT OF PREMIUMS AND LOSSES (Statutory Page 14)**



NAIC Group Code.....0140    NAIC Company Code....15580    BUSINESS IN Other Alien # 51    DURING THE YEAR

19.51

Line of Business	Gross Premiums, Including Policy and Membership Fees, Less Return Premiums and Premiums on Policies not Taken		3 Dividends Paid or Credited to Policyholders on Direct Business	4 Direct Unearned Premium Reserves	5 Direct Losses Paid (deducting salvage)	6 Direct Losses Incurred	7 Direct Losses Unpaid	8 Direct Defense and Cost Containment Expense Paid	9 Direct Defense and Cost Containment Expense Incurred	10 Direct Defense and Cost Containment Expense Unpaid	11 Commissions and Brokerage Expenses	12 Taxes, Licenses and Fees
	1 Direct Premiums Written	2 Direct Premiums Earned										
1. Fire.....												
2.1 Allied lines.....												
2.2 Multiple peril crop.....												
2.3 Federal flood.....												
2.4 Private crop.....												
2.5 Private flood.....												
3. Farmowners multiple peril.....												
4. Homeowners multiple peril.....												
5.1 Commercial multiple peril (non-liability portion).....												
5.2 Commercial multiple peril (liability portion).....												
6. Mortgage guaranty.....												
8. Ocean marine.....												
9. Inland marine.....												
10. Financial guaranty.....												
11. Medical professional liability.....												
12. Earthquake.....												
13. Group accident and health (b).....												
14. Credit A&H (group and individual).....												
15.1 Collectively renewable A&H (b).....												
15.2 Non-cancelable A&H (b).....												
15.3 Guaranteed renewable A&H (b).....												
15.4 Non-renewable for stated reasons only (b).....												
15.5 Other accident only.....												
15.6 Medicare Title XVIII exempt from state taxes or fees.....												
15.7 All other A&H (b).....												
15.8 Federal employees health benefits plan premium.....												
16. Workers' compensation.....												
17.1 Other liability-occurrence.....												
17.2 Other liability-claims-made.....												
17.3 Excess workers' compensation.....												
18. Products liability.....												
19.1 Private passenger auto no-fault (personal injury protection).....												
19.2 Other private passenger auto liability.....												
19.3 Commercial auto no-fault (personal injury protection).....												
19.4 Other commercial auto liability.....												
21.1 Private passenger auto physical damage.....												
21.2 Commercial auto physical damage.....												
22. Aircraft (all perils).....												
23. Fidelity.....												
24. Surety.....												
26. Burglary and theft.....												
27. Boiler and machinery.....												
28. Credit.....												
30. Warranty.....												
34. Aggregate write-ins for other lines of business.....	0	0	0	0	0	0	0	0	0	0	0	0
35. TOTALS (a).....	0	0	0	0	0	0	0	0	0	0	0	0

DETAILS OF WRITE-INS

3401. ....												
3402. ....												
3403. ....												
3498. Summary of remaining write-ins for Line 34 from overflow page.....	0	0	0	0	0	0	0	0	0	0	0	0
3499. TOTALS (Lines 3401 through 3403 plus 3498) (Line 34 above).....	0	0	0	0	0	0	0	0	0	0	0	0

(a) Finance and service charges not included in Lines 1 to 35 \$.....0.  
(b) For health business on indicated lines report: Number of persons insured under PPO managed care products.....0 and number of persons insured under indemnity only products.....0.

**EXHIBIT OF PREMIUMS AND LOSSES (Statutory Page 14)**



NAIC Group Code.....0140    NAIC Company Code....15580    BUSINESS IN Other Alien # 52    DURING THE YEAR

19.52

Line of Business	Gross Premiums, Including Policy and Membership Fees, Less Return Premiums and Premiums on Policies not Taken		3 Dividends Paid or Credited to Policyholders on Direct Business	4 Direct Unearned Premium Reserves	5 Direct Losses Paid (deducting salvage)	6 Direct Losses Incurred	7 Direct Losses Unpaid	8 Direct Defense and Cost Containment Expense Paid	9 Direct Defense and Cost Containment Expense Incurred	10 Direct Defense and Cost Containment Expense Unpaid	11 Commissions and Brokerage Expenses	12 Taxes, Licenses and Fees
	1 Direct Premiums Written	2 Direct Premiums Earned										
1. Fire.....												
2.1 Allied lines.....												
2.2 Multiple peril crop.....												
2.3 Federal flood.....												
2.4 Private crop.....												
2.5 Private flood.....												
3. Farmowners multiple peril.....												
4. Homeowners multiple peril.....												
5.1 Commercial multiple peril (non-liability portion).....												
5.2 Commercial multiple peril (liability portion).....												
6. Mortgage guaranty.....												
8. Ocean marine.....												
9. Inland marine.....												
10. Financial guaranty.....												
11. Medical professional liability.....												
12. Earthquake.....												
13. Group accident and health (b).....												
14. Credit A&H (group and individual).....												
15.1 Collectively renewable A&H (b).....												
15.2 Non-cancelable A&H (b).....												
15.3 Guaranteed renewable A&H (b).....												
15.4 Non-renewable for stated reasons only (b).....												
15.5 Other accident only.....												
15.6 Medicare Title XVIII exempt from state taxes or fees.....												
15.7 All other A&H (b).....												
15.8 Federal employees health benefits plan premium.....												
16. Workers' compensation.....												
17.1 Other liability-occurrence.....												
17.2 Other liability-claims-made.....												
17.3 Excess workers' compensation.....												
18. Products liability.....												
19.1 Private passenger auto no-fault (personal injury protection).....												
19.2 Other private passenger auto liability.....												
19.3 Commercial auto no-fault (personal injury protection).....												
19.4 Other commercial auto liability.....												
21.1 Private passenger auto physical damage.....												
21.2 Commercial auto physical damage.....												
22. Aircraft (all perils).....												
23. Fidelity.....												
24. Surety.....												
26. Burglary and theft.....												
27. Boiler and machinery.....												
28. Credit.....												
30. Warranty.....												
34. Aggregate write-ins for other lines of business.....	0	0	0	0	0	0	0	0	0	0	0	0
35. TOTALS (a).....	0	0	0	0	0	0	0	0	0	0	0	0

DETAILS OF WRITE-INS

3401. ....												
3402. ....												
3403. ....												
3498. Summary of remaining write-ins for Line 34 from overflow page.....	0	0	0	0	0	0	0	0	0	0	0	0
3499. TOTALS (Lines 3401 through 3403 plus 3498) (Line 34 above).....	0	0	0	0	0	0	0	0	0	0	0	0

(a) Finance and service charges not included in Lines 1 to 35 \$.....0.  
(b) For health business on indicated lines report: Number of persons insured under PPO managed care products.....0 and number of persons insured under indemnity only products.....0.

**EXHIBIT OF PREMIUMS AND LOSSES (Statutory Page 14)**



NAIC Group Code.....0140    NAIC Company Code....15580    BUSINESS IN Other Alien # 53    DURING THE YEAR

19.53

Line of Business	Gross Premiums, Including Policy and Membership Fees, Less Return Premiums and Premiums on Policies not Taken		3 Dividends Paid or Credited to Policyholders on Direct Business	4 Direct Unearned Premium Reserves	5 Direct Losses Paid (deducting salvage)	6 Direct Losses Incurred	7 Direct Losses Unpaid	8 Direct Defense and Cost Containment Expense Paid	9 Direct Defense and Cost Containment Expense Incurred	10 Direct Defense and Cost Containment Expense Unpaid	11 Commissions and Brokerage Expenses	12 Taxes, Licenses and Fees
	1 Direct Premiums Written	2 Direct Premiums Earned										
1. Fire.....												
2.1 Allied lines.....												
2.2 Multiple peril crop.....												
2.3 Federal flood.....												
2.4 Private crop.....												
2.5 Private flood.....												
3. Farmowners multiple peril.....												
4. Homeowners multiple peril.....												
5.1 Commercial multiple peril (non-liability portion).....												
5.2 Commercial multiple peril (liability portion).....												
6. Mortgage guaranty.....												
8. Ocean marine.....												
9. Inland marine.....												
10. Financial guaranty.....												
11. Medical professional liability.....												
12. Earthquake.....												
13. Group accident and health (b).....												
14. Credit A&H (group and individual).....												
15.1 Collectively renewable A&H (b).....												
15.2 Non-cancelable A&H (b).....												
15.3 Guaranteed renewable A&H (b).....												
15.4 Non-renewable for stated reasons only (b).....												
15.5 Other accident only.....												
15.6 Medicare Title XVIII exempt from state taxes or fees.....												
15.7 All other A&H (b).....												
15.8 Federal employees health benefits plan premium.....												
16. Workers' compensation.....												
17.1 Other liability-occurrence.....												
17.2 Other liability-claims-made.....												
17.3 Excess workers' compensation.....												
18. Products liability.....												
19.1 Private passenger auto no-fault (personal injury protection).....												
19.2 Other private passenger auto liability.....												
19.3 Commercial auto no-fault (personal injury protection).....												
19.4 Other commercial auto liability.....												
21.1 Private passenger auto physical damage.....												
21.2 Commercial auto physical damage.....												
22. Aircraft (all perils).....												
23. Fidelity.....												
24. Surety.....												
26. Burglary and theft.....												
27. Boiler and machinery.....												
28. Credit.....												
30. Warranty.....												
34. Aggregate write-ins for other lines of business.....	0	0	0	0	0	0	0	0	0	0	0	0
35. TOTALS (a).....	0	0	0	0	0	0	0	0	0	0	0	0

DETAILS OF WRITE-INS

3401. ....												
3402. ....												
3403. ....												
3498. Summary of remaining write-ins for Line 34 from overflow page.....	0	0	0	0	0	0	0	0	0	0	0	0
3499. TOTALS (Lines 3401 through 3403 plus 3498) (Line 34 above).....	0	0	0	0	0	0	0	0	0	0	0	0

(a) Finance and service charges not included in Lines 1 to 35 \$.....0.  
(b) For health business on indicated lines report: Number of persons insured under PPO managed care products.....0 and number of persons insured under indemnity only products.....0.

**EXHIBIT OF PREMIUMS AND LOSSES (Statutory Page 14)**



NAIC Group Code.....0140    NAIC Company Code....15580    BUSINESS IN Other Alien # 54    DURING THE YEAR

19 54

Line of Business	Gross Premiums, Including Policy and Membership Fees, Less Return Premiums and Premiums on Policies not Taken		3 Dividends Paid or Credited to Policyholders on Direct Business	4 Direct Unearned Premium Reserves	5 Direct Losses Paid (deducting salvage)	6 Direct Losses Incurred	7 Direct Losses Unpaid	8 Direct Defense and Cost Containment Expense Paid	9 Direct Defense and Cost Containment Expense Incurred	10 Direct Defense and Cost Containment Expense Unpaid	11 Commissions and Brokerage Expenses	12 Taxes, Licenses and Fees
	1 Direct Premiums Written	2 Direct Premiums Earned										
1. Fire.....												
2.1 Allied lines.....												
2.2 Multiple peril crop.....												
2.3 Federal flood.....												
2.4 Private crop.....												
2.5 Private flood.....												
3. Farmowners multiple peril.....												
4. Homeowners multiple peril.....												
5.1 Commercial multiple peril (non-liability portion).....												
5.2 Commercial multiple peril (liability portion).....												
6. Mortgage guaranty.....												
8. Ocean marine.....												
9. Inland marine.....												
10. Financial guaranty.....												
11. Medical professional liability.....												
12. Earthquake.....												
13. Group accident and health (b).....												
14. Credit A&H (group and individual).....												
15.1 Collectively renewable A&H (b).....												
15.2 Non-cancelable A&H (b).....												
15.3 Guaranteed renewable A&H (b).....												
15.4 Non-renewable for stated reasons only (b).....												
15.5 Other accident only.....												
15.6 Medicare Title XVIII exempt from state taxes or fees.....												
15.7 All other A&H (b).....												
15.8 Federal employees health benefits plan premium.....												
16. Workers' compensation.....												
17.1 Other liability-occurrence.....												
17.2 Other liability-claims-made.....												
17.3 Excess workers' compensation.....												
18. Products liability.....												
19.1 Private passenger auto no-fault (personal injury protection).....												
19.2 Other private passenger auto liability.....												
19.3 Commercial auto no-fault (personal injury protection).....												
19.4 Other commercial auto liability.....												
21.1 Private passenger auto physical damage.....												
21.2 Commercial auto physical damage.....												
22. Aircraft (all perils).....												
23. Fidelity.....												
24. Surety.....												
26. Burglary and theft.....												
27. Boiler and machinery.....												
28. Credit.....												
30. Warranty.....												
34. Aggregate write-ins for other lines of business.....	0	0	0	0	0	0	0	0	0	0	0	0
35. TOTALS (a).....	0	0	0	0	0	0	0	0	0	0	0	0

DETAILS OF WRITE-INS

3401. ....												
3402. ....												
3403. ....												
3498. Summary of remaining write-ins for Line 34 from overflow page.....	0	0	0	0	0	0	0	0	0	0	0	0
3499. TOTALS (Lines 3401 through 3403 plus 3498) (Line 34 above).....	0	0	0	0	0	0	0	0	0	0	0	0

(a) Finance and service charges not included in Lines 1 to 35 \$.....0.  
(b) For health business on indicated lines report: Number of persons insured under PPO managed care products.....0 and number of persons insured under indemnity only products.....0.

**EXHIBIT OF PREMIUMS AND LOSSES (Statutory Page 14)**



NAIC Group Code.....0140    NAIC Company Code....15580    BUSINESS IN Other Alien # 55    DURING THE YEAR

19.55

Line of Business	Gross Premiums, Including Policy and Membership Fees, Less Return Premiums and Premiums on Policies not Taken		3 Dividends Paid or Credited to Policyholders on Direct Business	4 Direct Unearned Premium Reserves	5 Direct Losses Paid (deducting salvage)	6 Direct Losses Incurred	7 Direct Losses Unpaid	8 Direct Defense and Cost Containment Expense Paid	9 Direct Defense and Cost Containment Expense Incurred	10 Direct Defense and Cost Containment Expense Unpaid	11 Commissions and Brokerage Expenses	12 Taxes, Licenses and Fees
	1 Direct Premiums Written	2 Direct Premiums Earned										
1. Fire.....												
2.1 Allied lines.....												
2.2 Multiple peril crop.....												
2.3 Federal flood.....												
2.4 Private crop.....												
2.5 Private flood.....												
3. Farmowners multiple peril.....												
4. Homeowners multiple peril.....												
5.1 Commercial multiple peril (non-liability portion).....												
5.2 Commercial multiple peril (liability portion).....												
6. Mortgage guaranty.....												
8. Ocean marine.....												
9. Inland marine.....												
10. Financial guaranty.....												
11. Medical professional liability.....												
12. Earthquake.....												
13. Group accident and health (b).....												
14. Credit A&H (group and individual).....												
15.1 Collectively renewable A&H (b).....												
15.2 Non-cancelable A&H (b).....												
15.3 Guaranteed renewable A&H (b).....												
15.4 Non-renewable for stated reasons only (b).....												
15.5 Other accident only.....												
15.6 Medicare Title XVIII exempt from state taxes or fees.....												
15.7 All other A&H (b).....												
15.8 Federal employees health benefits plan premium.....												
16. Workers' compensation.....												
17.1 Other liability-occurrence.....												
17.2 Other liability-claims-made.....												
17.3 Excess workers' compensation.....												
18. Products liability.....												
19.1 Private passenger auto no-fault (personal injury protection).....												
19.2 Other private passenger auto liability.....												
19.3 Commercial auto no-fault (personal injury protection).....												
19.4 Other commercial auto liability.....												
21.1 Private passenger auto physical damage.....												
21.2 Commercial auto physical damage.....												
22. Aircraft (all perils).....												
23. Fidelity.....												
24. Surety.....												
26. Burglary and theft.....												
27. Boiler and machinery.....												
28. Credit.....												
30. Warranty.....												
34. Aggregate write-ins for other lines of business.....	0	0	0	0	0	0	0	0	0	0	0	0
35. TOTALS (a).....	0	0	0	0	0	0	0	0	0	0	0	0

**DETAILS OF WRITE-INS**

3401. ....												
3402. ....												
3403. ....												
3498. Summary of remaining write-ins for Line 34 from overflow page.....	0	0	0	0	0	0	0	0	0	0	0	0
3499. TOTALS (Lines 3401 through 3403 plus 3498) (Line 34 above).....	0	0	0	0	0	0	0	0	0	0	0	0

(a) Finance and service charges not included in Lines 1 to 35 \$.....0.  
(b) For health business on indicated lines report: Number of persons insured under PPO managed care products.....0 and number of persons insured under indemnity only products.....0.

**EXHIBIT OF PREMIUMS AND LOSSES (Statutory Page 14)**



NAIC Group Code.....0140    NAIC Company Code....15580    BUSINESS IN Other Alien # 56    DURING THE YEAR

19.56

Line of Business	Gross Premiums, Including Policy and Membership Fees, Less Return Premiums and Premiums on Policies not Taken		3 Dividends Paid or Credited to Policyholders on Direct Business	4 Direct Unearned Premium Reserves	5 Direct Losses Paid (deducting salvage)	6 Direct Losses Incurred	7 Direct Losses Unpaid	8 Direct Defense and Cost Containment Expense Paid	9 Direct Defense and Cost Containment Expense Incurred	10 Direct Defense and Cost Containment Expense Unpaid	11 Commissions and Brokerage Expenses	12 Taxes, Licenses and Fees
	1 Direct Premiums Written	2 Direct Premiums Earned										
1. Fire.....												
2.1 Allied lines.....												
2.2 Multiple peril crop.....												
2.3 Federal flood.....												
2.4 Private crop.....												
2.5 Private flood.....												
3. Farmowners multiple peril.....												
4. Homeowners multiple peril.....												
5.1 Commercial multiple peril (non-liability portion).....												
5.2 Commercial multiple peril (liability portion).....												
6. Mortgage guaranty.....												
8. Ocean marine.....												
9. Inland marine.....												
10. Financial guaranty.....												
11. Medical professional liability.....												
12. Earthquake.....												
13. Group accident and health (b).....												
14. Credit A&H (group and individual).....												
15.1 Collectively renewable A&H (b).....												
15.2 Non-cancelable A&H (b).....												
15.3 Guaranteed renewable A&H (b).....												
15.4 Non-renewable for stated reasons only (b).....												
15.5 Other accident only.....												
15.6 Medicare Title XVIII exempt from state taxes or fees.....												
15.7 All other A&H (b).....												
15.8 Federal employees health benefits plan premium.....												
16. Workers' compensation.....												
17.1 Other liability-occurrence.....												
17.2 Other liability-claims-made.....												
17.3 Excess workers' compensation.....												
18. Products liability.....												
19.1 Private passenger auto no-fault (personal injury protection).....												
19.2 Other private passenger auto liability.....												
19.3 Commercial auto no-fault (personal injury protection).....												
19.4 Other commercial auto liability.....												
21.1 Private passenger auto physical damage.....												
21.2 Commercial auto physical damage.....												
22. Aircraft (all perils).....												
23. Fidelity.....												
24. Surety.....												
26. Burglary and theft.....												
27. Boiler and machinery.....												
28. Credit.....												
30. Warranty.....												
34. Aggregate write-ins for other lines of business.....	0	0	0	0	0	0	0	0	0	0	0	0
35. TOTALS (a).....	0	0	0	0	0	0	0	0	0	0	0	0

DETAILS OF WRITE-INS

3401. ....												
3402. ....												
3403. ....												
3498. Summary of remaining write-ins for Line 34 from overflow page.....	0	0	0	0	0	0	0	0	0	0	0	0
3499. TOTALS (Lines 3401 through 3403 plus 3498) (Line 34 above).....	0	0	0	0	0	0	0	0	0	0	0	0

(a) Finance and service charges not included in Lines 1 to 35 \$.....0.  
(b) For health business on indicated lines report: Number of persons insured under PPO managed care products.....0 and number of persons insured under indemnity only products.....0.



**EXHIBIT OF PREMIUMS AND LOSSES (Statutory Page 14)**



NAIC Group Code.....0140    NAIC Company Code....15580    BUSINESS IN Other Alien # 57    DURING THE YEAR

19.57

Line of Business	Gross Premiums, Including Policy and Membership Fees, Less Return Premiums and Premiums on Policies not Taken		3 Dividends Paid or Credited to Policyholders on Direct Business	4 Direct Unearned Premium Reserves	5 Direct Losses Paid (deducting salvage)	6 Direct Losses Incurred	7 Direct Losses Unpaid	8 Direct Defense and Cost Containment Expense Paid	9 Direct Defense and Cost Containment Expense Incurred	10 Direct Defense and Cost Containment Expense Unpaid	11 Commissions and Brokerage Expenses	12 Taxes, Licenses and Fees
	1 Direct Premiums Written	2 Direct Premiums Earned										
1. Fire.....												
2.1 Allied lines.....												
2.2 Multiple peril crop.....												
2.3 Federal flood.....												
2.4 Private crop.....												
2.5 Private flood.....												
3. Farmowners multiple peril.....												
4. Homeowners multiple peril.....												
5.1 Commercial multiple peril (non-liability portion).....												
5.2 Commercial multiple peril (liability portion).....												
6. Mortgage guaranty.....												
8. Ocean marine.....												
9. Inland marine.....												
10. Financial guaranty.....												
11. Medical professional liability.....												
12. Earthquake.....												
13. Group accident and health (b).....												
14. Credit A&H (group and individual).....												
15.1 Collectively renewable A&H (b).....												
15.2 Non-cancelable A&H (b).....												
15.3 Guaranteed renewable A&H (b).....												
15.4 Non-renewable for stated reasons only (b).....												
15.5 Other accident only.....												
15.6 Medicare Title XVIII exempt from state taxes or fees.....												
15.7 All other A&H (b).....												
15.8 Federal employees health benefits plan premium.....												
16. Workers' compensation.....												
17.1 Other liability-occurrence.....												
17.2 Other liability-claims-made.....												
17.3 Excess workers' compensation.....												
18. Products liability.....												
19.1 Private passenger auto no-fault (personal injury protection).....												
19.2 Other private passenger auto liability.....												
19.3 Commercial auto no-fault (personal injury protection).....												
19.4 Other commercial auto liability.....												
21.1 Private passenger auto physical damage.....												
21.2 Commercial auto physical damage.....												
22. Aircraft (all perils).....												
23. Fidelity.....												
24. Surety.....												
26. Burglary and theft.....												
27. Boiler and machinery.....												
28. Credit.....												
30. Warranty.....												
34. Aggregate write-ins for other lines of business.....	0	0	0	0	0	0	0	0	0	0	0	0
35. TOTALS (a).....	0	0	0	0	0	0	0	0	0	0	0	0

DETAILS OF WRITE-INS

3401. ....												
3402. ....												
3403. ....												
3498. Summary of remaining write-ins for Line 34 from overflow page.....	0	0	0	0	0	0	0	0	0	0	0	0
3499. TOTALS (Lines 3401 through 3403 plus 3498) (Line 34 above).....	0	0	0	0	0	0	0	0	0	0	0	0

(a) Finance and service charges not included in Lines 1 to 35 \$.....0.  
(b) For health business on indicated lines report: Number of persons insured under PPO managed care products.....0 and number of persons insured under indemnity only products.....0.

**EXHIBIT OF PREMIUMS AND LOSSES (Statutory Page 14)**



NAIC Group Code.....0140    NAIC Company Code....15580    BUSINESS IN Other Alien # 58    DURING THE YEAR

19.58

Line of Business	Gross Premiums, Including Policy and Membership Fees, Less Return Premiums and Premiums on Policies not Taken		3 Dividends Paid or Credited to Policyholders on Direct Business	4 Direct Unearned Premium Reserves	5 Direct Losses Paid (deducting salvage)	6 Direct Losses Incurred	7 Direct Losses Unpaid	8 Direct Defense and Cost Containment Expense Paid	9 Direct Defense and Cost Containment Expense Incurred	10 Direct Defense and Cost Containment Expense Unpaid	11 Commissions and Brokerage Expenses	12 Taxes, Licenses and Fees
	1 Direct Premiums Written	2 Direct Premiums Earned										
1. Fire.....												
2.1 Allied lines.....												
2.2 Multiple peril crop.....												
2.3 Federal flood.....												
2.4 Private crop.....												
2.5 Private flood.....												
3. Farmowners multiple peril.....												
4. Homeowners multiple peril.....												
5.1 Commercial multiple peril (non-liability portion).....												
5.2 Commercial multiple peril (liability portion).....												
6. Mortgage guaranty.....												
8. Ocean marine.....												
9. Inland marine.....												
10. Financial guaranty.....												
11. Medical professional liability.....												
12. Earthquake.....												
13. Group accident and health (b).....												
14. Credit A&H (group and individual).....												
15.1 Collectively renewable A&H (b).....												
15.2 Non-cancelable A&H (b).....												
15.3 Guaranteed renewable A&H (b).....												
15.4 Non-renewable for stated reasons only (b).....												
15.5 Other accident only.....												
15.6 Medicare Title XVIII exempt from state taxes or fees.....												
15.7 All other A&H (b).....												
15.8 Federal employees health benefits plan premium.....												
16. Workers' compensation.....												
17.1 Other liability-occurrence.....												
17.2 Other liability-claims-made.....												
17.3 Excess workers' compensation.....												
18. Products liability.....												
19.1 Private passenger auto no-fault (personal injury protection).....												
19.2 Other private passenger auto liability.....												
19.3 Commercial auto no-fault (personal injury protection).....												
19.4 Other commercial auto liability.....												
21.1 Private passenger auto physical damage.....												
21.2 Commercial auto physical damage.....												
22. Aircraft (all perils).....												
23. Fidelity.....												
24. Surety.....												
26. Burglary and theft.....												
27. Boiler and machinery.....												
28. Credit.....												
30. Warranty.....												
34. Aggregate write-ins for other lines of business.....	0	0	0	0	0	0	0	0	0	0	0	0
35. TOTALS (a).....	0	0	0	0	0	0	0	0	0	0	0	0

DETAILS OF WRITE-INS

3401. ....												
3402. ....												
3403. ....												
3498. Summary of remaining write-ins for Line 34 from overflow page.....	0	0	0	0	0	0	0	0	0	0	0	0
3499. TOTALS (Lines 3401 through 3403 plus 3498) (Line 34 above).....	0	0	0	0	0	0	0	0	0	0	0	0

(a) Finance and service charges not included in Lines 1 to 35 \$.....0.  
(b) For health business on indicated lines report: Number of persons insured under PPO managed care products.....0 and number of persons insured under indemnity only products.....0.

**EXHIBIT OF PREMIUMS AND LOSSES (Statutory Page 14)**



NAIC Group Code.....0140    NAIC Company Code....15580    BUSINESS IN Other Alien # 59    DURING THE YEAR

19.59

Line of Business	Gross Premiums, Including Policy and Membership Fees, Less Return Premiums and Premiums on Policies not Taken		3 Dividends Paid or Credited to Policyholders on Direct Business	4 Direct Unearned Premium Reserves	5 Direct Losses Paid (deducting salvage)	6 Direct Losses Incurred	7 Direct Losses Unpaid	8 Direct Defense and Cost Containment Expense Paid	9 Direct Defense and Cost Containment Expense Incurred	10 Direct Defense and Cost Containment Expense Unpaid	11 Commissions and Brokerage Expenses	12 Taxes, Licenses and Fees
	1 Direct Premiums Written	2 Direct Premiums Earned										
1. Fire.....												
2.1 Allied lines.....												
2.2 Multiple peril crop.....												
2.3 Federal flood.....												
2.4 Private crop.....												
2.5 Private flood.....												
3. Farmowners multiple peril.....												
4. Homeowners multiple peril.....												
5.1 Commercial multiple peril (non-liability portion).....												
5.2 Commercial multiple peril (liability portion).....												
6. Mortgage guaranty.....												
8. Ocean marine.....												
9. Inland marine.....												
10. Financial guaranty.....												
11. Medical professional liability.....												
12. Earthquake.....												
13. Group accident and health (b).....												
14. Credit A&H (group and individual).....												
15.1 Collectively renewable A&H (b).....												
15.2 Non-cancelable A&H (b).....												
15.3 Guaranteed renewable A&H (b).....												
15.4 Non-renewable for stated reasons only (b).....												
15.5 Other accident only.....												
15.6 Medicare Title XVIII exempt from state taxes or fees.....												
15.7 All other A&H (b).....												
15.8 Federal employees health benefits plan premium.....												
16. Workers' compensation.....												
17.1 Other liability-occurrence.....												
17.2 Other liability-claims-made.....												
17.3 Excess workers' compensation.....												
18. Products liability.....												
19.1 Private passenger auto no-fault (personal injury protection).....												
19.2 Other private passenger auto liability.....												
19.3 Commercial auto no-fault (personal injury protection).....												
19.4 Other commercial auto liability.....												
21.1 Private passenger auto physical damage.....												
21.2 Commercial auto physical damage.....												
22. Aircraft (all perils).....												
23. Fidelity.....												
24. Surety.....												
26. Burglary and theft.....												
27. Boiler and machinery.....												
28. Credit.....												
30. Warranty.....												
34. Aggregate write-ins for other lines of business.....	0	0	0	0	0	0	0	0	0	0	0	0
35. TOTALS (a).....	0	0	0	0	0	0	0	0	0	0	0	0

DETAILS OF WRITE-INS

3401. ....												
3402. ....												
3403. ....												
3498. Summary of remaining write-ins for Line 34 from overflow page.....	0	0	0	0	0	0	0	0	0	0	0	0
3499. TOTALS (Lines 3401 through 3403 plus 3498) (Line 34 above).....	0	0	0	0	0	0	0	0	0	0	0	0

(a) Finance and service charges not included in Lines 1 to 35 \$.....0.  
(b) For health business on indicated lines report: Number of persons insured under PPO managed care products.....0 and number of persons insured under indemnity only products.....0.

**EXHIBIT OF PREMIUMS AND LOSSES (Statutory Page 14)**



NAIC Group Code.....0140    NAIC Company Code....15580    BUSINESS IN Other Alien # 60    DURING THE YEAR

19.60

Line of Business	Gross Premiums, Including Policy and Membership Fees, Less Return Premiums and Premiums on Policies not Taken		3 Dividends Paid or Credited to Policyholders on Direct Business	4 Direct Unearned Premium Reserves	5 Direct Losses Paid (deducting salvage)	6 Direct Losses Incurred	7 Direct Losses Unpaid	8 Direct Defense and Cost Containment Expense Paid	9 Direct Defense and Cost Containment Expense Incurred	10 Direct Defense and Cost Containment Expense Unpaid	11 Commissions and Brokerage Expenses	12 Taxes, Licenses and Fees
	1 Direct Premiums Written	2 Direct Premiums Earned										
1. Fire.....												
2.1 Allied lines.....												
2.2 Multiple peril crop.....												
2.3 Federal flood.....												
2.4 Private crop.....												
2.5 Private flood.....												
3. Farmowners multiple peril.....												
4. Homeowners multiple peril.....												
5.1 Commercial multiple peril (non-liability portion).....												
5.2 Commercial multiple peril (liability portion).....												
6. Mortgage guaranty.....												
8. Ocean marine.....												
9. Inland marine.....												
10. Financial guaranty.....												
11. Medical professional liability.....												
12. Earthquake.....												
13. Group accident and health (b).....												
14. Credit A&H (group and individual).....												
15.1 Collectively renewable A&H (b).....												
15.2 Non-cancelable A&H (b).....												
15.3 Guaranteed renewable A&H (b).....												
15.4 Non-renewable for stated reasons only (b).....												
15.5 Other accident only.....												
15.6 Medicare Title XVIII exempt from state taxes or fees.....												
15.7 All other A&H (b).....												
15.8 Federal employees health benefits plan premium.....												
16. Workers' compensation.....												
17.1 Other liability-occurrence.....												
17.2 Other liability-claims-made.....												
17.3 Excess workers' compensation.....												
18. Products liability.....												
19.1 Private passenger auto no-fault (personal injury protection).....												
19.2 Other private passenger auto liability.....												
19.3 Commercial auto no-fault (personal injury protection).....												
19.4 Other commercial auto liability.....												
21.1 Private passenger auto physical damage.....												
21.2 Commercial auto physical damage.....												
22. Aircraft (all perils).....												
23. Fidelity.....												
24. Surety.....												
26. Burglary and theft.....												
27. Boiler and machinery.....												
28. Credit.....												
30. Warranty.....												
34. Aggregate write-ins for other lines of business.....	0	0	0	0	0	0	0	0	0	0	0	0
35. TOTALS (a).....	0	0	0	0	0	0	0	0	0	0	0	0

DETAILS OF WRITE-INS

3401. ....												
3402. ....												
3403. ....												
3498. Summary of remaining write-ins for Line 34 from overflow page.....	0	0	0	0	0	0	0	0	0	0	0	0
3499. TOTALS (Lines 3401 through 3403 plus 3498) (Line 34 above).....	0	0	0	0	0	0	0	0	0	0	0	0

(a) Finance and service charges not included in Lines 1 to 35 \$.....0.  
(b) For health business on indicated lines report: Number of persons insured under PPO managed care products.....0 and number of persons insured under indemnity only products.....0.

**EXHIBIT OF PREMIUMS AND LOSSES (Statutory Page 14)**



NAIC Group Code.....0140    NAIC Company Code....15580    BUSINESS IN Other Alien # 61    DURING THE YEAR

19.61

Line of Business	Gross Premiums, Including Policy and Membership Fees, Less Return Premiums and Premiums on Policies not Taken		3 Dividends Paid or Credited to Policyholders on Direct Business	4 Direct Unearned Premium Reserves	5 Direct Losses Paid (deducting salvage)	6 Direct Losses Incurred	7 Direct Losses Unpaid	8 Direct Defense and Cost Containment Expense Paid	9 Direct Defense and Cost Containment Expense Incurred	10 Direct Defense and Cost Containment Expense Unpaid	11 Commissions and Brokerage Expenses	12 Taxes, Licenses and Fees
	1 Direct Premiums Written	2 Direct Premiums Earned										
1. Fire.....												
2.1 Allied lines.....												
2.2 Multiple peril crop.....												
2.3 Federal flood.....												
2.4 Private crop.....												
2.5 Private flood.....												
3. Farmowners multiple peril.....												
4. Homeowners multiple peril.....												
5.1 Commercial multiple peril (non-liability portion).....												
5.2 Commercial multiple peril (liability portion).....												
6. Mortgage guaranty.....												
8. Ocean marine.....												
9. Inland marine.....												
10. Financial guaranty.....												
11. Medical professional liability.....												
12. Earthquake.....												
13. Group accident and health (b).....												
14. Credit A&H (group and individual).....												
15.1 Collectively renewable A&H (b).....												
15.2 Non-cancelable A&H (b).....												
15.3 Guaranteed renewable A&H (b).....												
15.4 Non-renewable for stated reasons only (b).....												
15.5 Other accident only.....												
15.6 Medicare Title XVIII exempt from state taxes or fees.....												
15.7 All other A&H (b).....												
15.8 Federal employees health benefits plan premium.....												
16. Workers' compensation.....												
17.1 Other liability-occurrence.....												
17.2 Other liability-claims-made.....												
17.3 Excess workers' compensation.....												
18. Products liability.....												
19.1 Private passenger auto no-fault (personal injury protection).....												
19.2 Other private passenger auto liability.....												
19.3 Commercial auto no-fault (personal injury protection).....												
19.4 Other commercial auto liability.....												
21.1 Private passenger auto physical damage.....												
21.2 Commercial auto physical damage.....												
22. Aircraft (all perils).....												
23. Fidelity.....												
24. Surety.....												
26. Burglary and theft.....												
27. Boiler and machinery.....												
28. Credit.....												
30. Warranty.....												
34. Aggregate write-ins for other lines of business.....	0	0	0	0	0	0	0	0	0	0	0	0
35. TOTALS (a).....	0	0	0	0	0	0	0	0	0	0	0	0

**DETAILS OF WRITE-INS**

3401. ....												
3402. ....												
3403. ....												
3498. Summary of remaining write-ins for Line 34 from overflow page.....	0	0	0	0	0	0	0	0	0	0	0	0
3499. TOTALS (Lines 3401 through 3403 plus 3498) (Line 34 above).....	0	0	0	0	0	0	0	0	0	0	0	0

(a) Finance and service charges not included in Lines 1 to 35 \$.....0.  
(b) For health business on indicated lines report: Number of persons insured under PPO managed care products.....0 and number of persons insured under indemnity only products.....0.

**EXHIBIT OF PREMIUMS AND LOSSES (Statutory Page 14)**



NAIC Group Code.....0140    NAIC Company Code....15580    BUSINESS IN Other Alien # 62    DURING THE YEAR

19.62

Line of Business	Gross Premiums, Including Policy and Membership Fees, Less Return Premiums and Premiums on Policies not Taken		3 Dividends Paid or Credited to Policyholders on Direct Business	4 Direct Unearned Premium Reserves	5 Direct Losses Paid (deducting salvage)	6 Direct Losses Incurred	7 Direct Losses Unpaid	8 Direct Defense and Cost Containment Expense Paid	9 Direct Defense and Cost Containment Expense Incurred	10 Direct Defense and Cost Containment Expense Unpaid	11 Commissions and Brokerage Expenses	12 Taxes, Licenses and Fees
	1 Direct Premiums Written	2 Direct Premiums Earned										
1. Fire.....												
2.1 Allied lines.....												
2.2 Multiple peril crop.....												
2.3 Federal flood.....												
2.4 Private crop.....												
2.5 Private flood.....												
3. Farmowners multiple peril.....												
4. Homeowners multiple peril.....												
5.1 Commercial multiple peril (non-liability portion).....												
5.2 Commercial multiple peril (liability portion).....												
6. Mortgage guaranty.....												
8. Ocean marine.....												
9. Inland marine.....												
10. Financial guaranty.....												
11. Medical professional liability.....												
12. Earthquake.....												
13. Group accident and health (b).....												
14. Credit A&H (group and individual).....												
15.1 Collectively renewable A&H (b).....												
15.2 Non-cancelable A&H (b).....												
15.3 Guaranteed renewable A&H (b).....												
15.4 Non-renewable for stated reasons only (b).....												
15.5 Other accident only.....												
15.6 Medicare Title XVIII exempt from state taxes or fees.....												
15.7 All other A&H (b).....												
15.8 Federal employees health benefits plan premium.....												
16. Workers' compensation.....												
17.1 Other liability-occurrence.....												
17.2 Other liability-claims-made.....												
17.3 Excess workers' compensation.....												
18. Products liability.....												
19.1 Private passenger auto no-fault (personal injury protection).....												
19.2 Other private passenger auto liability.....												
19.3 Commercial auto no-fault (personal injury protection).....												
19.4 Other commercial auto liability.....												
21.1 Private passenger auto physical damage.....												
21.2 Commercial auto physical damage.....												
22. Aircraft (all perils).....												
23. Fidelity.....												
24. Surety.....												
26. Burglary and theft.....												
27. Boiler and machinery.....												
28. Credit.....												
30. Warranty.....												
34. Aggregate write-ins for other lines of business.....	0	0	0	0	0	0	0	0	0	0	0	0
35. TOTALS (a).....	0	0	0	0	0	0	0	0	0	0	0	0

DETAILS OF WRITE-INS

3401. ....												
3402. ....												
3403. ....												
3498. Summary of remaining write-ins for Line 34 from overflow page.....	0	0	0	0	0	0	0	0	0	0	0	0
3499. TOTALS (Lines 3401 through 3403 plus 3498) (Line 34 above).....	0	0	0	0	0	0	0	0	0	0	0	0

(a) Finance and service charges not included in Lines 1 to 35 \$.....0.  
(b) For health business on indicated lines report: Number of persons insured under PPO managed care products.....0 and number of persons insured under indemnity only products.....0.

**EXHIBIT OF PREMIUMS AND LOSSES (Statutory Page 14)**



NAIC Group Code.....0140    NAIC Company Code....15580    BUSINESS IN Other Alien # 63    DURING THE YEAR

19.63

Line of Business	Gross Premiums, Including Policy and Membership Fees, Less Return Premiums and Premiums on Policies not Taken		3 Dividends Paid or Credited to Policyholders on Direct Business	4 Direct Unearned Premium Reserves	5 Direct Losses Paid (deducting salvage)	6 Direct Losses Incurred	7 Direct Losses Unpaid	8 Direct Defense and Cost Containment Expense Paid	9 Direct Defense and Cost Containment Expense Incurred	10 Direct Defense and Cost Containment Expense Unpaid	11 Commissions and Brokerage Expenses	12 Taxes, Licenses and Fees
	1 Direct Premiums Written	2 Direct Premiums Earned										
1. Fire.....												
2.1 Allied lines.....												
2.2 Multiple peril crop.....												
2.3 Federal flood.....												
2.4 Private crop.....												
2.5 Private flood.....												
3. Farmowners multiple peril.....												
4. Homeowners multiple peril.....												
5.1 Commercial multiple peril (non-liability portion).....												
5.2 Commercial multiple peril (liability portion).....												
6. Mortgage guaranty.....												
8. Ocean marine.....												
9. Inland marine.....												
10. Financial guaranty.....												
11. Medical professional liability.....												
12. Earthquake.....												
13. Group accident and health (b).....												
14. Credit A&H (group and individual).....												
15.1 Collectively renewable A&H (b).....												
15.2 Non-cancelable A&H (b).....												
15.3 Guaranteed renewable A&H (b).....												
15.4 Non-renewable for stated reasons only (b).....												
15.5 Other accident only.....												
15.6 Medicare Title XVIII exempt from state taxes or fees.....												
15.7 All other A&H (b).....												
15.8 Federal employees health benefits plan premium.....												
16. Workers' compensation.....												
17.1 Other liability-occurrence.....												
17.2 Other liability-claims-made.....												
17.3 Excess workers' compensation.....												
18. Products liability.....												
19.1 Private passenger auto no-fault (personal injury protection).....												
19.2 Other private passenger auto liability.....												
19.3 Commercial auto no-fault (personal injury protection).....												
19.4 Other commercial auto liability.....												
21.1 Private passenger auto physical damage.....												
21.2 Commercial auto physical damage.....												
22. Aircraft (all perils).....												
23. Fidelity.....												
24. Surety.....												
26. Burglary and theft.....												
27. Boiler and machinery.....												
28. Credit.....												
30. Warranty.....												
34. Aggregate write-ins for other lines of business.....	0	0	0	0	0	0	0	0	0	0	0	0
35. TOTALS (a).....	0	0	0	0	0	0	0	0	0	0	0	0

DETAILS OF WRITE-INS

3401. ....												
3402. ....												
3403. ....												
3498. Summary of remaining write-ins for Line 34 from overflow page.....	0	0	0	0	0	0	0	0	0	0	0	0
3499. TOTALS (Lines 3401 through 3403 plus 3498) (Line 34 above).....	0	0	0	0	0	0	0	0	0	0	0	0

(a) Finance and service charges not included in Lines 1 to 35 \$.....0.  
(b) For health business on indicated lines report: Number of persons insured under PPO managed care products.....0 and number of persons insured under indemnity only products.....0.

**EXHIBIT OF PREMIUMS AND LOSSES (Statutory Page 14)**



NAIC Group Code.....0140    NAIC Company Code....15580    BUSINESS IN Other Alien # 64    DURING THE YEAR

19'64

Line of Business	Gross Premiums, Including Policy and Membership Fees, Less Return Premiums and Premiums on Policies not Taken		3 Dividends Paid or Credited to Policyholders on Direct Business	4 Direct Unearned Premium Reserves	5 Direct Losses Paid (deducting salvage)	6 Direct Losses Incurred	7 Direct Losses Unpaid	8 Direct Defense and Cost Containment Expense Paid	9 Direct Defense and Cost Containment Expense Incurred	10 Direct Defense and Cost Containment Expense Unpaid	11 Commissions and Brokerage Expenses	12 Taxes, Licenses and Fees
	1 Direct Premiums Written	2 Direct Premiums Earned										
1. Fire.....												
2.1 Allied lines.....												
2.2 Multiple peril crop.....												
2.3 Federal flood.....												
2.4 Private crop.....												
2.5 Private flood.....												
3. Farmowners multiple peril.....												
4. Homeowners multiple peril.....												
5.1 Commercial multiple peril (non-liability portion).....												
5.2 Commercial multiple peril (liability portion).....												
6. Mortgage guaranty.....												
8. Ocean marine.....												
9. Inland marine.....												
10. Financial guaranty.....												
11. Medical professional liability.....												
12. Earthquake.....												
13. Group accident and health (b).....												
14. Credit A&H (group and individual).....												
15.1 Collectively renewable A&H (b).....												
15.2 Non-cancelable A&H (b).....												
15.3 Guaranteed renewable A&H (b).....												
15.4 Non-renewable for stated reasons only (b).....												
15.5 Other accident only.....												
15.6 Medicare Title XVIII exempt from state taxes or fees.....												
15.7 All other A&H (b).....												
15.8 Federal employees health benefits plan premium.....												
16. Workers' compensation.....												
17.1 Other liability-occurrence.....												
17.2 Other liability-claims-made.....												
17.3 Excess workers' compensation.....												
18. Products liability.....												
19.1 Private passenger auto no-fault (personal injury protection).....												
19.2 Other private passenger auto liability.....												
19.3 Commercial auto no-fault (personal injury protection).....												
19.4 Other commercial auto liability.....												
21.1 Private passenger auto physical damage.....												
21.2 Commercial auto physical damage.....												
22. Aircraft (all perils).....												
23. Fidelity.....												
24. Surety.....												
26. Burglary and theft.....												
27. Boiler and machinery.....												
28. Credit.....												
30. Warranty.....												
34. Aggregate write-ins for other lines of business.....	0	0	0	0	0	0	0	0	0	0	0	0
35. TOTALS (a).....	0	0	0	0	0	0	0	0	0	0	0	0

DETAILS OF WRITE-INS

3401. ....												
3402. ....												
3403. ....												
3498. Summary of remaining write-ins for Line 34 from overflow page.....	0	0	0	0	0	0	0	0	0	0	0	0
3499. TOTALS (Lines 3401 through 3403 plus 3498) (Line 34 above).....	0	0	0	0	0	0	0	0	0	0	0	0

(a) Finance and service charges not included in Lines 1 to 35 \$.....0.  
(b) For health business on indicated lines report: Number of persons insured under PPO managed care products.....0 and number of persons insured under indemnity only products.....0.



**EXHIBIT OF PREMIUMS AND LOSSES (Statutory Page 14)**



NAIC Group Code.....0140    NAIC Company Code....15580    BUSINESS IN Other Alien # 65    DURING THE YEAR

19.65

Line of Business	Gross Premiums, Including Policy and Membership Fees, Less Return Premiums and Premiums on Policies not Taken		3 Dividends Paid or Credited to Policyholders on Direct Business	4 Direct Unearned Premium Reserves	5 Direct Losses Paid (deducting salvage)	6 Direct Losses Incurred	7 Direct Losses Unpaid	8 Direct Defense and Cost Containment Expense Paid	9 Direct Defense and Cost Containment Expense Incurred	10 Direct Defense and Cost Containment Expense Unpaid	11 Commissions and Brokerage Expenses	12 Taxes, Licenses and Fees
	1 Direct Premiums Written	2 Direct Premiums Earned										
1. Fire.....												
2.1 Allied lines.....												
2.2 Multiple peril crop.....												
2.3 Federal flood.....												
2.4 Private crop.....												
2.5 Private flood.....												
3. Farmowners multiple peril.....												
4. Homeowners multiple peril.....												
5.1 Commercial multiple peril (non-liability portion).....												
5.2 Commercial multiple peril (liability portion).....												
6. Mortgage guaranty.....												
8. Ocean marine.....												
9. Inland marine.....												
10. Financial guaranty.....												
11. Medical professional liability.....												
12. Earthquake.....												
13. Group accident and health (b).....												
14. Credit A&H (group and individual).....												
15.1 Collectively renewable A&H (b).....												
15.2 Non-cancelable A&H (b).....												
15.3 Guaranteed renewable A&H (b).....												
15.4 Non-renewable for stated reasons only (b).....												
15.5 Other accident only.....												
15.6 Medicare Title XVIII exempt from state taxes or fees.....												
15.7 All other A&H (b).....												
15.8 Federal employees health benefits plan premium.....												
16. Workers' compensation.....												
17.1 Other liability-occurrence.....												
17.2 Other liability-claims-made.....												
17.3 Excess workers' compensation.....												
18. Products liability.....												
19.1 Private passenger auto no-fault (personal injury protection).....												
19.2 Other private passenger auto liability.....												
19.3 Commercial auto no-fault (personal injury protection).....												
19.4 Other commercial auto liability.....												
21.1 Private passenger auto physical damage.....												
21.2 Commercial auto physical damage.....												
22. Aircraft (all perils).....												
23. Fidelity.....												
24. Surety.....												
26. Burglary and theft.....												
27. Boiler and machinery.....												
28. Credit.....												
30. Warranty.....												
34. Aggregate write-ins for other lines of business.....	0	0	0	0	0	0	0	0	0	0	0	0
35. TOTALS (a).....	0	0	0	0	0	0	0	0	0	0	0	0

DETAILS OF WRITE-INS

3401. ....												
3402. ....												
3403. ....												
3498. Summary of remaining write-ins for Line 34 from overflow page.....	0	0	0	0	0	0	0	0	0	0	0	0
3499. TOTALS (Lines 3401 through 3403 plus 3498) (Line 34 above).....	0	0	0	0	0	0	0	0	0	0	0	0

(a) Finance and service charges not included in Lines 1 to 35 \$.....0.  
(b) For health business on indicated lines report: Number of persons insured under PPO managed care products.....0 and number of persons insured under indemnity only products.....0.

**EXHIBIT OF PREMIUMS AND LOSSES (Statutory Page 14)**



NAIC Group Code.....0140    NAIC Company Code....15580    BUSINESS IN Other Alien # 66    DURING THE YEAR

19.66

Line of Business	Gross Premiums, Including Policy and Membership Fees, Less Return Premiums and Premiums on Policies not Taken		3 Dividends Paid or Credited to Policyholders on Direct Business	4 Direct Unearned Premium Reserves	5 Direct Losses Paid (deducting salvage)	6 Direct Losses Incurred	7 Direct Losses Unpaid	8 Direct Defense and Cost Containment Expense Paid	9 Direct Defense and Cost Containment Expense Incurred	10 Direct Defense and Cost Containment Expense Unpaid	11 Commissions and Brokerage Expenses	12 Taxes, Licenses and Fees
	1 Direct Premiums Written	2 Direct Premiums Earned										
1. Fire.....												
2.1 Allied lines.....												
2.2 Multiple peril crop.....												
2.3 Federal flood.....												
2.4 Private crop.....												
2.5 Private flood.....												
3. Farmowners multiple peril.....												
4. Homeowners multiple peril.....												
5.1 Commercial multiple peril (non-liability portion).....												
5.2 Commercial multiple peril (liability portion).....												
6. Mortgage guaranty.....												
8. Ocean marine.....												
9. Inland marine.....												
10. Financial guaranty.....												
11. Medical professional liability.....												
12. Earthquake.....												
13. Group accident and health (b).....												
14. Credit A&H (group and individual).....												
15.1 Collectively renewable A&H (b).....												
15.2 Non-cancelable A&H (b).....												
15.3 Guaranteed renewable A&H (b).....												
15.4 Non-renewable for stated reasons only (b).....												
15.5 Other accident only.....												
15.6 Medicare Title XVIII exempt from state taxes or fees.....												
15.7 All other A&H (b).....												
15.8 Federal employees health benefits plan premium.....												
16. Workers' compensation.....												
17.1 Other liability-occurrence.....												
17.2 Other liability-claims-made.....												
17.3 Excess workers' compensation.....												
18. Products liability.....												
19.1 Private passenger auto no-fault (personal injury protection).....												
19.2 Other private passenger auto liability.....												
19.3 Commercial auto no-fault (personal injury protection).....												
19.4 Other commercial auto liability.....												
21.1 Private passenger auto physical damage.....												
21.2 Commercial auto physical damage.....												
22. Aircraft (all perils).....												
23. Fidelity.....												
24. Surety.....												
26. Burglary and theft.....												
27. Boiler and machinery.....												
28. Credit.....												
30. Warranty.....												
34. Aggregate write-ins for other lines of business.....	0	0	0	0	0	0	0	0	0	0	0	0
35. TOTALS (a).....	0	0	0	0	0	0	0	0	0	0	0	0

DETAILS OF WRITE-INS

3401. ....												
3402. ....												
3403. ....												
3498. Summary of remaining write-ins for Line 34 from overflow page.....	0	0	0	0	0	0	0	0	0	0	0	0
3499. TOTALS (Lines 3401 through 3403 plus 3498) (Line 34 above).....	0	0	0	0	0	0	0	0	0	0	0	0

(a) Finance and service charges not included in Lines 1 to 35 \$.....0.  
(b) For health business on indicated lines report: Number of persons insured under PPO managed care products.....0 and number of persons insured under indemnity only products.....0.

**EXHIBIT OF PREMIUMS AND LOSSES (Statutory Page 14)**



NAIC Group Code.....0140    NAIC Company Code....15580    BUSINESS IN Other Alien # 67    DURING THE YEAR

19.67

Line of Business	Gross Premiums, Including Policy and Membership Fees, Less Return Premiums and Premiums on Policies not Taken		3 Dividends Paid or Credited to Policyholders on Direct Business	4 Direct Unearned Premium Reserves	5 Direct Losses Paid (deducting salvage)	6 Direct Losses Incurred	7 Direct Losses Unpaid	8 Direct Defense and Cost Containment Expense Paid	9 Direct Defense and Cost Containment Expense Incurred	10 Direct Defense and Cost Containment Expense Unpaid	11 Commissions and Brokerage Expenses	12 Taxes, Licenses and Fees
	1 Direct Premiums Written	2 Direct Premiums Earned										
1. Fire.....												
2.1 Allied lines.....												
2.2 Multiple peril crop.....												
2.3 Federal flood.....												
2.4 Private crop.....												
2.5 Private flood.....												
3. Farmowners multiple peril.....												
4. Homeowners multiple peril.....												
5.1 Commercial multiple peril (non-liability portion).....												
5.2 Commercial multiple peril (liability portion).....												
6. Mortgage guaranty.....												
8. Ocean marine.....												
9. Inland marine.....												
10. Financial guaranty.....												
11. Medical professional liability.....												
12. Earthquake.....												
13. Group accident and health (b).....												
14. Credit A&H (group and individual).....												
15.1 Collectively renewable A&H (b).....												
15.2 Non-cancelable A&H (b).....												
15.3 Guaranteed renewable A&H (b).....												
15.4 Non-renewable for stated reasons only (b).....												
15.5 Other accident only.....												
15.6 Medicare Title XVIII exempt from state taxes or fees.....												
15.7 All other A&H (b).....												
15.8 Federal employees health benefits plan premium.....												
16. Workers' compensation.....												
17.1 Other liability-occurrence.....												
17.2 Other liability-claims-made.....												
17.3 Excess workers' compensation.....												
18. Products liability.....												
19.1 Private passenger auto no-fault (personal injury protection).....												
19.2 Other private passenger auto liability.....												
19.3 Commercial auto no-fault (personal injury protection).....												
19.4 Other commercial auto liability.....												
21.1 Private passenger auto physical damage.....												
21.2 Commercial auto physical damage.....												
22. Aircraft (all perils).....												
23. Fidelity.....												
24. Surety.....												
26. Burglary and theft.....												
27. Boiler and machinery.....												
28. Credit.....												
30. Warranty.....												
34. Aggregate write-ins for other lines of business.....	0	0	0	0	0	0	0	0	0	0	0	0
35. TOTALS (a).....	0	0	0	0	0	0	0	0	0	0	0	0

DETAILS OF WRITE-INS

3401. ....												
3402. ....												
3403. ....												
3498. Summary of remaining write-ins for Line 34 from overflow page.....	0	0	0	0	0	0	0	0	0	0	0	0
3499. TOTALS (Lines 3401 through 3403 plus 3498) (Line 34 above).....	0	0	0	0	0	0	0	0	0	0	0	0

(a) Finance and service charges not included in Lines 1 to 35 \$.....0.  
(b) For health business on indicated lines report: Number of persons insured under PPO managed care products.....0 and number of persons insured under indemnity only products.....0.

**EXHIBIT OF PREMIUMS AND LOSSES (Statutory Page 14)**



NAIC Group Code.....0140    NAIC Company Code....15580    BUSINESS IN Other Alien # 68    DURING THE YEAR

19.68

Line of Business	Gross Premiums, Including Policy and Membership Fees, Less Return Premiums and Premiums on Policies not Taken		3 Dividends Paid or Credited to Policyholders on Direct Business	4 Direct Unearned Premium Reserves	5 Direct Losses Paid (deducting salvage)	6 Direct Losses Incurred	7 Direct Losses Unpaid	8 Direct Defense and Cost Containment Expense Paid	9 Direct Defense and Cost Containment Expense Incurred	10 Direct Defense and Cost Containment Expense Unpaid	11 Commissions and Brokerage Expenses	12 Taxes, Licenses and Fees
	1 Direct Premiums Written	2 Direct Premiums Earned										
1. Fire.....												
2.1 Allied lines.....												
2.2 Multiple peril crop.....												
2.3 Federal flood.....												
2.4 Private crop.....												
2.5 Private flood.....												
3. Farmowners multiple peril.....												
4. Homeowners multiple peril.....												
5.1 Commercial multiple peril (non-liability portion).....												
5.2 Commercial multiple peril (liability portion).....												
6. Mortgage guaranty.....												
8. Ocean marine.....												
9. Inland marine.....												
10. Financial guaranty.....												
11. Medical professional liability.....												
12. Earthquake.....												
13. Group accident and health (b).....												
14. Credit A&H (group and individual).....												
15.1 Collectively renewable A&H (b).....												
15.2 Non-cancelable A&H (b).....												
15.3 Guaranteed renewable A&H (b).....												
15.4 Non-renewable for stated reasons only (b).....												
15.5 Other accident only.....												
15.6 Medicare Title XVIII exempt from state taxes or fees.....												
15.7 All other A&H (b).....												
15.8 Federal employees health benefits plan premium.....												
16. Workers' compensation.....												
17.1 Other liability-occurrence.....												
17.2 Other liability-claims-made.....												
17.3 Excess workers' compensation.....												
18. Products liability.....												
19.1 Private passenger auto no-fault (personal injury protection).....												
19.2 Other private passenger auto liability.....												
19.3 Commercial auto no-fault (personal injury protection).....												
19.4 Other commercial auto liability.....												
21.1 Private passenger auto physical damage.....												
21.2 Commercial auto physical damage.....												
22. Aircraft (all perils).....												
23. Fidelity.....												
24. Surety.....												
26. Burglary and theft.....												
27. Boiler and machinery.....												
28. Credit.....												
30. Warranty.....												
34. Aggregate write-ins for other lines of business.....	0	0	0	0	0	0	0	0	0	0	0	0
35. TOTALS (a).....	0	0	0	0	0	0	0	0	0	0	0	0

DETAILS OF WRITE-INS

3401. ....												
3402. ....												
3403. ....												
3498. Summary of remaining write-ins for Line 34 from overflow page.....	0	0	0	0	0	0	0	0	0	0	0	0
3499. TOTALS (Lines 3401 through 3403 plus 3498) (Line 34 above).....	0	0	0	0	0	0	0	0	0	0	0	0

(a) Finance and service charges not included in Lines 1 to 35 \$.....0.  
(b) For health business on indicated lines report: Number of persons insured under PPO managed care products.....0 and number of persons insured under indemnity only products.....0.

**EXHIBIT OF PREMIUMS AND LOSSES (Statutory Page 14)**



NAIC Group Code.....0140    NAIC Company Code....15580    BUSINESS IN Other Alien # 69    DURING THE YEAR

19.69

Line of Business	Gross Premiums, Including Policy and Membership Fees, Less Return Premiums and Premiums on Policies not Taken		3 Dividends Paid or Credited to Policyholders on Direct Business	4 Direct Unearned Premium Reserves	5 Direct Losses Paid (deducting salvage)	6 Direct Losses Incurred	7 Direct Losses Unpaid	8 Direct Defense and Cost Containment Expense Paid	9 Direct Defense and Cost Containment Expense Incurred	10 Direct Defense and Cost Containment Expense Unpaid	11 Commissions and Brokerage Expenses	12 Taxes, Licenses and Fees
	1 Direct Premiums Written	2 Direct Premiums Earned										
1. Fire.....												
2.1 Allied lines.....												
2.2 Multiple peril crop.....												
2.3 Federal flood.....												
2.4 Private crop.....												
2.5 Private flood.....												
3. Farmowners multiple peril.....												
4. Homeowners multiple peril.....												
5.1 Commercial multiple peril (non-liability portion).....												
5.2 Commercial multiple peril (liability portion).....												
6. Mortgage guaranty.....												
8. Ocean marine.....												
9. Inland marine.....												
10. Financial guaranty.....												
11. Medical professional liability.....												
12. Earthquake.....												
13. Group accident and health (b).....												
14. Credit A&H (group and individual).....												
15.1 Collectively renewable A&H (b).....												
15.2 Non-cancelable A&H (b).....												
15.3 Guaranteed renewable A&H (b).....												
15.4 Non-renewable for stated reasons only (b).....												
15.5 Other accident only.....												
15.6 Medicare Title XVIII exempt from state taxes or fees.....												
15.7 All other A&H (b).....												
15.8 Federal employees health benefits plan premium.....												
16. Workers' compensation.....												
17.1 Other liability-occurrence.....												
17.2 Other liability-claims-made.....												
17.3 Excess workers' compensation.....												
18. Products liability.....												
19.1 Private passenger auto no-fault (personal injury protection).....												
19.2 Other private passenger auto liability.....												
19.3 Commercial auto no-fault (personal injury protection).....												
19.4 Other commercial auto liability.....												
21.1 Private passenger auto physical damage.....												
21.2 Commercial auto physical damage.....												
22. Aircraft (all perils).....												
23. Fidelity.....												
24. Surety.....												
26. Burglary and theft.....												
27. Boiler and machinery.....												
28. Credit.....												
30. Warranty.....												
34. Aggregate write-ins for other lines of business.....	0	0	0	0	0	0	0	0	0	0	0	0
35. TOTALS (a).....	0	0	0	0	0	0	0	0	0	0	0	0

DETAILS OF WRITE-INS

3401. ....												
3402. ....												
3403. ....												
3498. Summary of remaining write-ins for Line 34 from overflow page.....	0	0	0	0	0	0	0	0	0	0	0	0
3499. TOTALS (Lines 3401 through 3403 plus 3498) (Line 34 above).....	0	0	0	0	0	0	0	0	0	0	0	0

(a) Finance and service charges not included in Lines 1 to 35 \$.....0.  
(b) For health business on indicated lines report: Number of persons insured under PPO managed care products.....0 and number of persons insured under indemnity only products.....0.

**EXHIBIT OF PREMIUMS AND LOSSES (Statutory Page 14)**



NAIC Group Code.....0140    NAIC Company Code....15580    BUSINESS IN Other Alien # 70    DURING THE YEAR

19.70

Line of Business	Gross Premiums, Including Policy and Membership Fees, Less Return Premiums and Premiums on Policies not Taken		3 Dividends Paid or Credited to Policyholders on Direct Business	4 Direct Unearned Premium Reserves	5 Direct Losses Paid (deducting salvage)	6 Direct Losses Incurred	7 Direct Losses Unpaid	8 Direct Defense and Cost Containment Expense Paid	9 Direct Defense and Cost Containment Expense Incurred	10 Direct Defense and Cost Containment Expense Unpaid	11 Commissions and Brokerage Expenses	12 Taxes, Licenses and Fees
	1 Direct Premiums Written	2 Direct Premiums Earned										
1. Fire.....												
2.1 Allied lines.....												
2.2 Multiple peril crop.....												
2.3 Federal flood.....												
2.4 Private crop.....												
2.5 Private flood.....												
3. Farmowners multiple peril.....												
4. Homeowners multiple peril.....												
5.1 Commercial multiple peril (non-liability portion).....												
5.2 Commercial multiple peril (liability portion).....												
6. Mortgage guaranty.....												
8. Ocean marine.....												
9. Inland marine.....												
10. Financial guaranty.....												
11. Medical professional liability.....												
12. Earthquake.....												
13. Group accident and health (b).....												
14. Credit A&H (group and individual).....												
15.1 Collectively renewable A&H (b).....												
15.2 Non-cancelable A&H (b).....												
15.3 Guaranteed renewable A&H (b).....												
15.4 Non-renewable for stated reasons only (b).....												
15.5 Other accident only.....												
15.6 Medicare Title XVIII exempt from state taxes or fees.....												
15.7 All other A&H (b).....												
15.8 Federal employees health benefits plan premium.....												
16. Workers' compensation.....												
17.1 Other liability-occurrence.....												
17.2 Other liability-claims-made.....												
17.3 Excess workers' compensation.....												
18. Products liability.....												
19.1 Private passenger auto no-fault (personal injury protection).....												
19.2 Other private passenger auto liability.....												
19.3 Commercial auto no-fault (personal injury protection).....												
19.4 Other commercial auto liability.....												
21.1 Private passenger auto physical damage.....												
21.2 Commercial auto physical damage.....												
22. Aircraft (all perils).....												
23. Fidelity.....												
24. Surety.....												
26. Burglary and theft.....												
27. Boiler and machinery.....												
28. Credit.....												
30. Warranty.....												
34. Aggregate write-ins for other lines of business.....	0	0	0	0	0	0	0	0	0	0	0	0
35. TOTALS (a).....	0	0	0	0	0	0	0	0	0	0	0	0

DETAILS OF WRITE-INS

3401. ....												
3402. ....												
3403. ....												
3498. Summary of remaining write-ins for Line 34 from overflow page.....	0	0	0	0	0	0	0	0	0	0	0	0
3499. TOTALS (Lines 3401 through 3403 plus 3498) (Line 34 above).....	0	0	0	0	0	0	0	0	0	0	0	0

(a) Finance and service charges not included in Lines 1 to 35 \$.....0.  
(b) For health business on indicated lines report: Number of persons insured under PPO managed care products.....0 and number of persons insured under indemnity only products.....0.

**EXHIBIT OF PREMIUMS AND LOSSES (Statutory Page 14)**



NAIC Group Code.....0140    NAIC Company Code....15580    BUSINESS IN Other Alien # 71    DURING THE YEAR

19.71

Line of Business	Gross Premiums, Including Policy and Membership Fees, Less Return Premiums and Premiums on Policies not Taken		3 Dividends Paid or Credited to Policyholders on Direct Business	4 Direct Unearned Premium Reserves	5 Direct Losses Paid (deducting salvage)	6 Direct Losses Incurred	7 Direct Losses Unpaid	8 Direct Defense and Cost Containment Expense Paid	9 Direct Defense and Cost Containment Expense Incurred	10 Direct Defense and Cost Containment Expense Unpaid	11 Commissions and Brokerage Expenses	12 Taxes, Licenses and Fees
	1 Direct Premiums Written	2 Direct Premiums Earned										
1. Fire.....												
2.1 Allied lines.....												
2.2 Multiple peril crop.....												
2.3 Federal flood.....												
2.4 Private crop.....												
2.5 Private flood.....												
3. Farmowners multiple peril.....												
4. Homeowners multiple peril.....												
5.1 Commercial multiple peril (non-liability portion).....												
5.2 Commercial multiple peril (liability portion).....												
6. Mortgage guaranty.....												
8. Ocean marine.....												
9. Inland marine.....												
10. Financial guaranty.....												
11. Medical professional liability.....												
12. Earthquake.....												
13. Group accident and health (b).....												
14. Credit A&H (group and individual).....												
15.1 Collectively renewable A&H (b).....												
15.2 Non-cancelable A&H (b).....												
15.3 Guaranteed renewable A&H (b).....												
15.4 Non-renewable for stated reasons only (b).....												
15.5 Other accident only.....												
15.6 Medicare Title XVIII exempt from state taxes or fees.....												
15.7 All other A&H (b).....												
15.8 Federal employees health benefits plan premium.....												
16. Workers' compensation.....												
17.1 Other liability-occurrence.....												
17.2 Other liability-claims-made.....												
17.3 Excess workers' compensation.....												
18. Products liability.....												
19.1 Private passenger auto no-fault (personal injury protection).....												
19.2 Other private passenger auto liability.....												
19.3 Commercial auto no-fault (personal injury protection).....												
19.4 Other commercial auto liability.....												
21.1 Private passenger auto physical damage.....												
21.2 Commercial auto physical damage.....												
22. Aircraft (all perils).....												
23. Fidelity.....												
24. Surety.....												
26. Burglary and theft.....												
27. Boiler and machinery.....												
28. Credit.....												
30. Warranty.....												
34. Aggregate write-ins for other lines of business.....	0	0	0	0	0	0	0	0	0	0	0	0
35. TOTALS (a).....	0	0	0	0	0	0	0	0	0	0	0	0

**DETAILS OF WRITE-INS**

3401. ....												
3402. ....												
3403. ....												
3498. Summary of remaining write-ins for Line 34 from overflow page.....	0	0	0	0	0	0	0	0	0	0	0	0
3499. TOTALS (Lines 3401 through 3403 plus 3498) (Line 34 above).....	0	0	0	0	0	0	0	0	0	0	0	0

(a) Finance and service charges not included in Lines 1 to 35 \$.....0.  
(b) For health business on indicated lines report: Number of persons insured under PPO managed care products.....0 and number of persons insured under indemnity only products.....0.

**EXHIBIT OF PREMIUMS AND LOSSES (Statutory Page 14)**



NAIC Group Code.....0140    NAIC Company Code....15580    BUSINESS IN Other Alien # 72    DURING THE YEAR

19.72

Line of Business	Gross Premiums, Including Policy and Membership Fees, Less Return Premiums and Premiums on Policies not Taken		3 Dividends Paid or Credited to Policyholders on Direct Business	4 Direct Unearned Premium Reserves	5 Direct Losses Paid (deducting salvage)	6 Direct Losses Incurred	7 Direct Losses Unpaid	8 Direct Defense and Cost Containment Expense Paid	9 Direct Defense and Cost Containment Expense Incurred	10 Direct Defense and Cost Containment Expense Unpaid	11 Commissions and Brokerage Expenses	12 Taxes, Licenses and Fees
	1 Direct Premiums Written	2 Direct Premiums Earned										
1. Fire.....												
2.1 Allied lines.....												
2.2 Multiple peril crop.....												
2.3 Federal flood.....												
2.4 Private crop.....												
2.5 Private flood.....												
3. Farmowners multiple peril.....												
4. Homeowners multiple peril.....												
5.1 Commercial multiple peril (non-liability portion).....												
5.2 Commercial multiple peril (liability portion).....												
6. Mortgage guaranty.....												
8. Ocean marine.....												
9. Inland marine.....												
10. Financial guaranty.....												
11. Medical professional liability.....												
12. Earthquake.....												
13. Group accident and health (b).....												
14. Credit A&H (group and individual).....												
15.1 Collectively renewable A&H (b).....												
15.2 Non-cancelable A&H (b).....												
15.3 Guaranteed renewable A&H (b).....												
15.4 Non-renewable for stated reasons only (b).....												
15.5 Other accident only.....												
15.6 Medicare Title XVIII exempt from state taxes or fees.....												
15.7 All other A&H (b).....												
15.8 Federal employees health benefits plan premium.....												
16. Workers' compensation.....												
17.1 Other liability-occurrence.....												
17.2 Other liability-claims-made.....												
17.3 Excess workers' compensation.....												
18. Products liability.....												
19.1 Private passenger auto no-fault (personal injury protection).....												
19.2 Other private passenger auto liability.....												
19.3 Commercial auto no-fault (personal injury protection).....												
19.4 Other commercial auto liability.....												
21.1 Private passenger auto physical damage.....												
21.2 Commercial auto physical damage.....												
22. Aircraft (all perils).....												
23. Fidelity.....												
24. Surety.....												
26. Burglary and theft.....												
27. Boiler and machinery.....												
28. Credit.....												
30. Warranty.....												
34. Aggregate write-ins for other lines of business.....	0	0	0	0	0	0	0	0	0	0	0	0
35. TOTALS (a).....	0	0	0	0	0	0	0	0	0	0	0	0

DETAILS OF WRITE-INS

3401. ....												
3402. ....												
3403. ....												
3498. Summary of remaining write-ins for Line 34 from overflow page.....	0	0	0	0	0	0	0	0	0	0	0	0
3499. TOTALS (Lines 3401 through 3403 plus 3498) (Line 34 above).....	0	0	0	0	0	0	0	0	0	0	0	0

(a) Finance and service charges not included in Lines 1 to 35 \$.....0.  
(b) For health business on indicated lines report: Number of persons insured under PPO managed care products.....0 and number of persons insured under indemnity only products.....0.



**EXHIBIT OF PREMIUMS AND LOSSES (Statutory Page 14)**



NAIC Group Code.....0140    NAIC Company Code....15580    BUSINESS IN Other Alien # 73    DURING THE YEAR

19.73

Line of Business	Gross Premiums, Including Policy and Membership Fees, Less Return Premiums and Premiums on Policies not Taken		3 Dividends Paid or Credited to Policyholders on Direct Business	4 Direct Unearned Premium Reserves	5 Direct Losses Paid (deducting salvage)	6 Direct Losses Incurred	7 Direct Losses Unpaid	8 Direct Defense and Cost Containment Expense Paid	9 Direct Defense and Cost Containment Expense Incurred	10 Direct Defense and Cost Containment Expense Unpaid	11 Commissions and Brokerage Expenses	12 Taxes, Licenses and Fees
	1 Direct Premiums Written	2 Direct Premiums Earned										
1. Fire.....												
2.1 Allied lines.....												
2.2 Multiple peril crop.....												
2.3 Federal flood.....												
2.4 Private crop.....												
2.5 Private flood.....												
3. Farmowners multiple peril.....												
4. Homeowners multiple peril.....												
5.1 Commercial multiple peril (non-liability portion).....												
5.2 Commercial multiple peril (liability portion).....												
6. Mortgage guaranty.....												
8. Ocean marine.....												
9. Inland marine.....												
10. Financial guaranty.....												
11. Medical professional liability.....												
12. Earthquake.....												
13. Group accident and health (b).....												
14. Credit A&H (group and individual).....												
15.1 Collectively renewable A&H (b).....												
15.2 Non-cancelable A&H (b).....												
15.3 Guaranteed renewable A&H (b).....												
15.4 Non-renewable for stated reasons only (b).....												
15.5 Other accident only.....												
15.6 Medicare Title XVIII exempt from state taxes or fees.....												
15.7 All other A&H (b).....												
15.8 Federal employees health benefits plan premium.....												
16. Workers' compensation.....												
17.1 Other liability-occurrence.....												
17.2 Other liability-claims-made.....												
17.3 Excess workers' compensation.....												
18. Products liability.....												
19.1 Private passenger auto no-fault (personal injury protection).....												
19.2 Other private passenger auto liability.....												
19.3 Commercial auto no-fault (personal injury protection).....												
19.4 Other commercial auto liability.....												
21.1 Private passenger auto physical damage.....												
21.2 Commercial auto physical damage.....												
22. Aircraft (all perils).....												
23. Fidelity.....												
24. Surety.....												
26. Burglary and theft.....												
27. Boiler and machinery.....												
28. Credit.....												
30. Warranty.....												
34. Aggregate write-ins for other lines of business.....	0	0	0	0	0	0	0	0	0	0	0	0
35. TOTALS (a).....	0	0	0	0	0	0	0	0	0	0	0	0

DETAILS OF WRITE-INS

3401. ....												
3402. ....												
3403. ....												
3498. Summary of remaining write-ins for Line 34 from overflow page.....	0	0	0	0	0	0	0	0	0	0	0	0
3499. TOTALS (Lines 3401 through 3403 plus 3498) (Line 34 above).....	0	0	0	0	0	0	0	0	0	0	0	0

(a) Finance and service charges not included in Lines 1 to 35 \$.....0.  
(b) For health business on indicated lines report: Number of persons insured under PPO managed care products.....0 and number of persons insured under indemnity only products.....0.

**EXHIBIT OF PREMIUMS AND LOSSES (Statutory Page 14)**



NAIC Group Code.....0140    NAIC Company Code....15580    BUSINESS IN Other Alien # 74    DURING THE YEAR

19.74

Line of Business	Gross Premiums, Including Policy and Membership Fees, Less Return Premiums and Premiums on Policies not Taken		3 Dividends Paid or Credited to Policyholders on Direct Business	4 Direct Unearned Premium Reserves	5 Direct Losses Paid (deducting salvage)	6 Direct Losses Incurred	7 Direct Losses Unpaid	8 Direct Defense and Cost Containment Expense Paid	9 Direct Defense and Cost Containment Expense Incurred	10 Direct Defense and Cost Containment Expense Unpaid	11 Commissions and Brokerage Expenses	12 Taxes, Licenses and Fees
	1 Direct Premiums Written	2 Direct Premiums Earned										
1. Fire.....												
2.1 Allied lines.....												
2.2 Multiple peril crop.....												
2.3 Federal flood.....												
2.4 Private crop.....												
2.5 Private flood.....												
3. Farmowners multiple peril.....												
4. Homeowners multiple peril.....												
5.1 Commercial multiple peril (non-liability portion).....												
5.2 Commercial multiple peril (liability portion).....												
6. Mortgage guaranty.....												
8. Ocean marine.....												
9. Inland marine.....												
10. Financial guaranty.....												
11. Medical professional liability.....												
12. Earthquake.....												
13. Group accident and health (b).....												
14. Credit A&H (group and individual).....												
15.1 Collectively renewable A&H (b).....												
15.2 Non-cancelable A&H (b).....												
15.3 Guaranteed renewable A&H (b).....												
15.4 Non-renewable for stated reasons only (b).....												
15.5 Other accident only.....												
15.6 Medicare Title XVIII exempt from state taxes or fees.....												
15.7 All other A&H (b).....												
15.8 Federal employees health benefits plan premium.....												
16. Workers' compensation.....												
17.1 Other liability-occurrence.....												
17.2 Other liability-claims-made.....												
17.3 Excess workers' compensation.....												
18. Products liability.....												
19.1 Private passenger auto no-fault (personal injury protection).....												
19.2 Other private passenger auto liability.....												
19.3 Commercial auto no-fault (personal injury protection).....												
19.4 Other commercial auto liability.....												
21.1 Private passenger auto physical damage.....												
21.2 Commercial auto physical damage.....												
22. Aircraft (all perils).....												
23. Fidelity.....												
24. Surety.....												
26. Burglary and theft.....												
27. Boiler and machinery.....												
28. Credit.....												
30. Warranty.....												
34. Aggregate write-ins for other lines of business.....	0	0	0	0	0	0	0	0	0	0	0	0
35. TOTALS (a).....	0	0	0	0	0	0	0	0	0	0	0	0

DETAILS OF WRITE-INS

3401. ....												
3402. ....												
3403. ....												
3498. Summary of remaining write-ins for Line 34 from overflow page.....	0	0	0	0	0	0	0	0	0	0	0	0
3499. TOTALS (Lines 3401 through 3403 plus 3498) (Line 34 above).....	0	0	0	0	0	0	0	0	0	0	0	0

(a) Finance and service charges not included in Lines 1 to 35 \$.....0.  
(b) For health business on indicated lines report: Number of persons insured under PPO managed care products.....0 and number of persons insured under indemnity only products.....0.

**EXHIBIT OF PREMIUMS AND LOSSES (Statutory Page 14)**



NAIC Group Code.....0140    NAIC Company Code....15580    BUSINESS IN Other Alien # 75    DURING THE YEAR

19.75

Line of Business	Gross Premiums, Including Policy and Membership Fees, Less Return Premiums and Premiums on Policies not Taken		3 Dividends Paid or Credited to Policyholders on Direct Business	4 Direct Unearned Premium Reserves	5 Direct Losses Paid (deducting salvage)	6 Direct Losses Incurred	7 Direct Losses Unpaid	8 Direct Defense and Cost Containment Expense Paid	9 Direct Defense and Cost Containment Expense Incurred	10 Direct Defense and Cost Containment Expense Unpaid	11 Commissions and Brokerage Expenses	12 Taxes, Licenses and Fees
	1 Direct Premiums Written	2 Direct Premiums Earned										
1. Fire.....												
2.1 Allied lines.....												
2.2 Multiple peril crop.....												
2.3 Federal flood.....												
2.4 Private crop.....												
2.5 Private flood.....												
3. Farmowners multiple peril.....												
4. Homeowners multiple peril.....												
5.1 Commercial multiple peril (non-liability portion).....												
5.2 Commercial multiple peril (liability portion).....												
6. Mortgage guaranty.....												
8. Ocean marine.....												
9. Inland marine.....												
10. Financial guaranty.....												
11. Medical professional liability.....												
12. Earthquake.....												
13. Group accident and health (b).....												
14. Credit A&H (group and individual).....												
15.1 Collectively renewable A&H (b).....												
15.2 Non-cancelable A&H (b).....												
15.3 Guaranteed renewable A&H (b).....												
15.4 Non-renewable for stated reasons only (b).....												
15.5 Other accident only.....												
15.6 Medicare Title XVIII exempt from state taxes or fees.....												
15.7 All other A&H (b).....												
15.8 Federal employees health benefits plan premium.....												
16. Workers' compensation.....												
17.1 Other liability-occurrence.....												
17.2 Other liability-claims-made.....												
17.3 Excess workers' compensation.....												
18. Products liability.....												
19.1 Private passenger auto no-fault (personal injury protection).....												
19.2 Other private passenger auto liability.....												
19.3 Commercial auto no-fault (personal injury protection).....												
19.4 Other commercial auto liability.....												
21.1 Private passenger auto physical damage.....												
21.2 Commercial auto physical damage.....												
22. Aircraft (all perils).....												
23. Fidelity.....												
24. Surety.....												
26. Burglary and theft.....												
27. Boiler and machinery.....												
28. Credit.....												
30. Warranty.....												
34. Aggregate write-ins for other lines of business.....	0	0	0	0	0	0	0	0	0	0	0	0
35. TOTALS (a).....	0	0	0	0	0	0	0	0	0	0	0	0

DETAILS OF WRITE-INS

3401. ....												
3402. ....												
3403. ....												
3498. Summary of remaining write-ins for Line 34 from overflow page.....	0	0	0	0	0	0	0	0	0	0	0	0
3499. TOTALS (Lines 3401 through 3403 plus 3498) (Line 34 above).....	0	0	0	0	0	0	0	0	0	0	0	0

(a) Finance and service charges not included in Lines 1 to 35 \$.....0.  
(b) For health business on indicated lines report: Number of persons insured under PPO managed care products.....0 and number of persons insured under indemnity only products.....0.

**EXHIBIT OF PREMIUMS AND LOSSES (Statutory Page 14)**



NAIC Group Code.....0140    NAIC Company Code....15580    BUSINESS IN Other Alien # 76    DURING THE YEAR

Line of Business	Gross Premiums, Including Policy and Membership Fees, Less Return Premiums and Premiums on Policies not Taken		3 Dividends Paid or Credited to Policyholders on Direct Business	4 Direct Unearned Premium Reserves	5 Direct Losses Paid (deducting salvage)	6 Direct Losses Incurred	7 Direct Losses Unpaid	8 Direct Defense and Cost Containment Expense Paid	9 Direct Defense and Cost Containment Expense Incurred	10 Direct Defense and Cost Containment Expense Unpaid	11 Commissions and Brokerage Expenses	12 Taxes, Licenses and Fees
	1 Direct Premiums Written	2 Direct Premiums Earned										
1. Fire.....												
2.1 Allied lines.....												
2.2 Multiple peril crop.....												
2.3 Federal flood.....												
2.4 Private crop.....												
2.5 Private flood.....												
3. Farmowners multiple peril.....												
4. Homeowners multiple peril.....												
5.1 Commercial multiple peril (non-liability portion).....												
5.2 Commercial multiple peril (liability portion).....												
6. Mortgage guaranty.....												
8. Ocean marine.....												
9. Inland marine.....												
10. Financial guaranty.....												
11. Medical professional liability.....												
12. Earthquake.....												
13. Group accident and health (b).....												
14. Credit A&H (group and individual).....												
15.1 Collectively renewable A&H (b).....												
15.2 Non-cancelable A&H (b).....												
15.3 Guaranteed renewable A&H (b).....												
15.4 Non-renewable for stated reasons only (b).....												
15.5 Other accident only.....												
15.6 Medicare Title XVIII exempt from state taxes or fees.....												
15.7 All other A&H (b).....												
15.8 Federal employees health benefits plan premium.....												
16. Workers' compensation.....												
17.1 Other liability-occurrence.....												
17.2 Other liability-claims-made.....												
17.3 Excess workers' compensation.....												
18. Products liability.....												
19.1 Private passenger auto no-fault (personal injury protection).....												
19.2 Other private passenger auto liability.....												
19.3 Commercial auto no-fault (personal injury protection).....												
19.4 Other commercial auto liability.....												
21.1 Private passenger auto physical damage.....												
21.2 Commercial auto physical damage.....												
22. Aircraft (all perils).....												
23. Fidelity.....												
24. Surety.....												
26. Burglary and theft.....												
27. Boiler and machinery.....												
28. Credit.....												
30. Warranty.....												
34. Aggregate write-ins for other lines of business.....	0	0	0	0	0	0	0	0	0	0	0	0
35. TOTALS (a).....	0	0	0	0	0	0	0	0	0	0	0	0

**DETAILS OF WRITE-INS**

3401. ....												
3402. ....												
3403. ....												
3498. Summary of remaining write-ins for Line 34 from overflow page.....	0	0	0	0	0	0	0	0	0	0	0	0
3499. TOTALS (Lines 3401 through 3403 plus 3498) (Line 34 above).....	0	0	0	0	0	0	0	0	0	0	0	0

(a) Finance and service charges not included in Lines 1 to 35 \$.....0.  
(b) For health business on indicated lines report: Number of persons insured under PPO managed care products.....0 and number of persons insured under indemnity only products.....0.

**EXHIBIT OF PREMIUMS AND LOSSES (Statutory Page 14)**



NAIC Group Code.....0140    NAIC Company Code....15580    BUSINESS IN Other Alien # 77    DURING THE YEAR

19.77

Line of Business	Gross Premiums, Including Policy and Membership Fees, Less Return Premiums and Premiums on Policies not Taken		3 Dividends Paid or Credited to Policyholders on Direct Business	4 Direct Unearned Premium Reserves	5 Direct Losses Paid (deducting salvage)	6 Direct Losses Incurred	7 Direct Losses Unpaid	8 Direct Defense and Cost Containment Expense Paid	9 Direct Defense and Cost Containment Expense Incurred	10 Direct Defense and Cost Containment Expense Unpaid	11 Commissions and Brokerage Expenses	12 Taxes, Licenses and Fees
	1 Direct Premiums Written	2 Direct Premiums Earned										
1. Fire.....												
2.1 Allied lines.....												
2.2 Multiple peril crop.....												
2.3 Federal flood.....												
2.4 Private crop.....												
2.5 Private flood.....												
3. Farmowners multiple peril.....												
4. Homeowners multiple peril.....												
5.1 Commercial multiple peril (non-liability portion).....												
5.2 Commercial multiple peril (liability portion).....												
6. Mortgage guaranty.....												
8. Ocean marine.....												
9. Inland marine.....												
10. Financial guaranty.....												
11. Medical professional liability.....												
12. Earthquake.....												
13. Group accident and health (b).....												
14. Credit A&H (group and individual).....												
15.1 Collectively renewable A&H (b).....												
15.2 Non-cancelable A&H (b).....												
15.3 Guaranteed renewable A&H (b).....												
15.4 Non-renewable for stated reasons only (b).....												
15.5 Other accident only.....												
15.6 Medicare Title XVIII exempt from state taxes or fees.....												
15.7 All other A&H (b).....												
15.8 Federal employees health benefits plan premium.....												
16. Workers' compensation.....												
17.1 Other liability-occurrence.....												
17.2 Other liability-claims-made.....												
17.3 Excess workers' compensation.....												
18. Products liability.....												
19.1 Private passenger auto no-fault (personal injury protection).....												
19.2 Other private passenger auto liability.....												
19.3 Commercial auto no-fault (personal injury protection).....												
19.4 Other commercial auto liability.....												
21.1 Private passenger auto physical damage.....												
21.2 Commercial auto physical damage.....												
22. Aircraft (all perils).....												
23. Fidelity.....												
24. Surety.....												
26. Burglary and theft.....												
27. Boiler and machinery.....												
28. Credit.....												
30. Warranty.....												
34. Aggregate write-ins for other lines of business.....	0	0	0	0	0	0	0	0	0	0	0	0
35. TOTALS (a).....	0	0	0	0	0	0	0	0	0	0	0	0

**DETAILS OF WRITE-INS**

3401. ....												
3402. ....												
3403. ....												
3498. Summary of remaining write-ins for Line 34 from overflow page.....	0	0	0	0	0	0	0	0	0	0	0	0
3499. TOTALS (Lines 3401 through 3403 plus 3498) (Line 34 above).....	0	0	0	0	0	0	0	0	0	0	0	0

(a) Finance and service charges not included in Lines 1 to 35 \$.....0.  
(b) For health business on indicated lines report: Number of persons insured under PPO managed care products.....0 and number of persons insured under indemnity only products.....0.

**EXHIBIT OF PREMIUMS AND LOSSES (Statutory Page 14)**



NAIC Group Code.....0140    NAIC Company Code....15580    BUSINESS IN Other Alien # 78    DURING THE YEAR

19.78

Line of Business	Gross Premiums, Including Policy and Membership Fees, Less Return Premiums and Premiums on Policies not Taken		3 Dividends Paid or Credited to Policyholders on Direct Business	4 Direct Unearned Premium Reserves	5 Direct Losses Paid (deducting salvage)	6 Direct Losses Incurred	7 Direct Losses Unpaid	8 Direct Defense and Cost Containment Expense Paid	9 Direct Defense and Cost Containment Expense Incurred	10 Direct Defense and Cost Containment Expense Unpaid	11 Commissions and Brokerage Expenses	12 Taxes, Licenses and Fees
	1 Direct Premiums Written	2 Direct Premiums Earned										
1. Fire.....												
2.1 Allied lines.....												
2.2 Multiple peril crop.....												
2.3 Federal flood.....												
2.4 Private crop.....												
2.5 Private flood.....												
3. Farmowners multiple peril.....												
4. Homeowners multiple peril.....												
5.1 Commercial multiple peril (non-liability portion).....												
5.2 Commercial multiple peril (liability portion).....												
6. Mortgage guaranty.....												
8. Ocean marine.....												
9. Inland marine.....												
10. Financial guaranty.....												
11. Medical professional liability.....												
12. Earthquake.....												
13. Group accident and health (b).....												
14. Credit A&H (group and individual).....												
15.1 Collectively renewable A&H (b).....												
15.2 Non-cancelable A&H (b).....												
15.3 Guaranteed renewable A&H (b).....												
15.4 Non-renewable for stated reasons only (b).....												
15.5 Other accident only.....												
15.6 Medicare Title XVIII exempt from state taxes or fees.....												
15.7 All other A&H (b).....												
15.8 Federal employees health benefits plan premium.....												
16. Workers' compensation.....												
17.1 Other liability-occurrence.....												
17.2 Other liability-claims-made.....												
17.3 Excess workers' compensation.....												
18. Products liability.....												
19.1 Private passenger auto no-fault (personal injury protection).....												
19.2 Other private passenger auto liability.....												
19.3 Commercial auto no-fault (personal injury protection).....												
19.4 Other commercial auto liability.....												
21.1 Private passenger auto physical damage.....												
21.2 Commercial auto physical damage.....												
22. Aircraft (all perils).....												
23. Fidelity.....												
24. Surety.....												
26. Burglary and theft.....												
27. Boiler and machinery.....												
28. Credit.....												
30. Warranty.....												
34. Aggregate write-ins for other lines of business.....	0	0	0	0	0	0	0	0	0	0	0	0
35. TOTALS (a).....	0	0	0	0	0	0	0	0	0	0	0	0

DETAILS OF WRITE-INS

3401. ....												
3402. ....												
3403. ....												
3498. Summary of remaining write-ins for Line 34 from overflow page.....	0	0	0	0	0	0	0	0	0	0	0	0
3499. TOTALS (Lines 3401 through 3403 plus 3498) (Line 34 above).....	0	0	0	0	0	0	0	0	0	0	0	0

(a) Finance and service charges not included in Lines 1 to 35 \$.....0.  
(b) For health business on indicated lines report: Number of persons insured under PPO managed care products.....0 and number of persons insured under indemnity only products.....0.

**EXHIBIT OF PREMIUMS AND LOSSES (Statutory Page 14)**



NAIC Group Code.....0140    NAIC Company Code....15580    BUSINESS IN Other Alien # 79    DURING THE YEAR

19.79

Line of Business	Gross Premiums, Including Policy and Membership Fees, Less Return Premiums and Premiums on Policies not Taken		3 Dividends Paid or Credited to Policyholders on Direct Business	4 Direct Unearned Premium Reserves	5 Direct Losses Paid (deducting salvage)	6 Direct Losses Incurred	7 Direct Losses Unpaid	8 Direct Defense and Cost Containment Expense Paid	9 Direct Defense and Cost Containment Expense Incurred	10 Direct Defense and Cost Containment Expense Unpaid	11 Commissions and Brokerage Expenses	12 Taxes, Licenses and Fees
	1 Direct Premiums Written	2 Direct Premiums Earned										
1. Fire.....												
2.1 Allied lines.....												
2.2 Multiple peril crop.....												
2.3 Federal flood.....												
2.4 Private crop.....												
2.5 Private flood.....												
3. Farmowners multiple peril.....												
4. Homeowners multiple peril.....												
5.1 Commercial multiple peril (non-liability portion).....												
5.2 Commercial multiple peril (liability portion).....												
6. Mortgage guaranty.....												
8. Ocean marine.....												
9. Inland marine.....												
10. Financial guaranty.....												
11. Medical professional liability.....												
12. Earthquake.....												
13. Group accident and health (b).....												
14. Credit A&H (group and individual).....												
15.1 Collectively renewable A&H (b).....												
15.2 Non-cancelable A&H (b).....												
15.3 Guaranteed renewable A&H (b).....												
15.4 Non-renewable for stated reasons only (b).....												
15.5 Other accident only.....												
15.6 Medicare Title XVIII exempt from state taxes or fees.....												
15.7 All other A&H (b).....												
15.8 Federal employees health benefits plan premium.....												
16. Workers' compensation.....												
17.1 Other liability-occurrence.....												
17.2 Other liability-claims-made.....												
17.3 Excess workers' compensation.....												
18. Products liability.....												
19.1 Private passenger auto no-fault (personal injury protection).....												
19.2 Other private passenger auto liability.....												
19.3 Commercial auto no-fault (personal injury protection).....												
19.4 Other commercial auto liability.....												
21.1 Private passenger auto physical damage.....												
21.2 Commercial auto physical damage.....												
22. Aircraft (all perils).....												
23. Fidelity.....												
24. Surety.....												
26. Burglary and theft.....												
27. Boiler and machinery.....												
28. Credit.....												
30. Warranty.....												
34. Aggregate write-ins for other lines of business.....	0	0	0	0	0	0	0	0	0	0	0	0
35. TOTALS (a).....	0	0	0	0	0	0	0	0	0	0	0	0

**DETAILS OF WRITE-INS**

3401. ....												
3402. ....												
3403. ....												
3498. Summary of remaining write-ins for Line 34 from overflow page.....	0	0	0	0	0	0	0	0	0	0	0	0
3499. TOTALS (Lines 3401 through 3403 plus 3498) (Line 34 above).....	0	0	0	0	0	0	0	0	0	0	0	0

(a) Finance and service charges not included in Lines 1 to 35 \$.....0.  
(b) For health business on indicated lines report: Number of persons insured under PPO managed care products.....0 and number of persons insured under indemnity only products.....0.

**EXHIBIT OF PREMIUMS AND LOSSES (Statutory Page 14)**



NAIC Group Code.....0140    NAIC Company Code....15580    BUSINESS IN Other Alien # 80    DURING THE YEAR

19.80

Line of Business	Gross Premiums, Including Policy and Membership Fees, Less Return Premiums and Premiums on Policies not Taken		3 Dividends Paid or Credited to Policyholders on Direct Business	4 Direct Unearned Premium Reserves	5 Direct Losses Paid (deducting salvage)	6 Direct Losses Incurred	7 Direct Losses Unpaid	8 Direct Defense and Cost Containment Expense Paid	9 Direct Defense and Cost Containment Expense Incurred	10 Direct Defense and Cost Containment Expense Unpaid	11 Commissions and Brokerage Expenses	12 Taxes, Licenses and Fees
	1 Direct Premiums Written	2 Direct Premiums Earned										
1. Fire.....												
2.1 Allied lines.....												
2.2 Multiple peril crop.....												
2.3 Federal flood.....												
2.4 Private crop.....												
2.5 Private flood.....												
3. Farmowners multiple peril.....												
4. Homeowners multiple peril.....												
5.1 Commercial multiple peril (non-liability portion).....												
5.2 Commercial multiple peril (liability portion).....												
6. Mortgage guaranty.....												
8. Ocean marine.....												
9. Inland marine.....												
10. Financial guaranty.....												
11. Medical professional liability.....												
12. Earthquake.....												
13. Group accident and health (b).....												
14. Credit A&H (group and individual).....												
15.1 Collectively renewable A&H (b).....												
15.2 Non-cancelable A&H (b).....												
15.3 Guaranteed renewable A&H (b).....												
15.4 Non-renewable for stated reasons only (b).....												
15.5 Other accident only.....												
15.6 Medicare Title XVIII exempt from state taxes or fees.....												
15.7 All other A&H (b).....												
15.8 Federal employees health benefits plan premium.....												
16. Workers' compensation.....												
17.1 Other liability-occurrence.....												
17.2 Other liability-claims-made.....												
17.3 Excess workers' compensation.....												
18. Products liability.....												
19.1 Private passenger auto no-fault (personal injury protection).....												
19.2 Other private passenger auto liability.....												
19.3 Commercial auto no-fault (personal injury protection).....												
19.4 Other commercial auto liability.....												
21.1 Private passenger auto physical damage.....												
21.2 Commercial auto physical damage.....												
22. Aircraft (all perils).....												
23. Fidelity.....												
24. Surety.....												
26. Burglary and theft.....												
27. Boiler and machinery.....												
28. Credit.....												
30. Warranty.....												
34. Aggregate write-ins for other lines of business.....	0	0	0	0	0	0	0	0	0	0	0	0
35. TOTALS (a).....	0	0	0	0	0	0	0	0	0	0	0	0

DETAILS OF WRITE-INS

3401. ....												
3402. ....												
3403. ....												
3498. Summary of remaining write-ins for Line 34 from overflow page.....	0	0	0	0	0	0	0	0	0	0	0	0
3499. TOTALS (Lines 3401 through 3403 plus 3498) (Line 34 above).....	0	0	0	0	0	0	0	0	0	0	0	0

(a) Finance and service charges not included in Lines 1 to 35 \$.....0.  
(b) For health business on indicated lines report: Number of persons insured under PPO managed care products.....0 and number of persons insured under indemnity only products.....0.



**EXHIBIT OF PREMIUMS AND LOSSES (Statutory Page 14)**



NAIC Group Code.....0140    NAIC Company Code....15580    BUSINESS IN Other Alien # 81    DURING THE YEAR

19.81

Line of Business	Gross Premiums, Including Policy and Membership Fees, Less Return Premiums and Premiums on Policies not Taken		3 Dividends Paid or Credited to Policyholders on Direct Business	4 Direct Unearned Premium Reserves	5 Direct Losses Paid (deducting salvage)	6 Direct Losses Incurred	7 Direct Losses Unpaid	8 Direct Defense and Cost Containment Expense Paid	9 Direct Defense and Cost Containment Expense Incurred	10 Direct Defense and Cost Containment Expense Unpaid	11 Commissions and Brokerage Expenses	12 Taxes, Licenses and Fees
	1 Direct Premiums Written	2 Direct Premiums Earned										
1. Fire.....												
2.1 Allied lines.....												
2.2 Multiple peril crop.....												
2.3 Federal flood.....												
2.4 Private crop.....												
2.5 Private flood.....												
3. Farmowners multiple peril.....												
4. Homeowners multiple peril.....												
5.1 Commercial multiple peril (non-liability portion).....												
5.2 Commercial multiple peril (liability portion).....												
6. Mortgage guaranty.....												
8. Ocean marine.....												
9. Inland marine.....												
10. Financial guaranty.....												
11. Medical professional liability.....												
12. Earthquake.....												
13. Group accident and health (b).....												
14. Credit A&H (group and individual).....												
15.1 Collectively renewable A&H (b).....												
15.2 Non-cancelable A&H (b).....												
15.3 Guaranteed renewable A&H (b).....												
15.4 Non-renewable for stated reasons only (b).....												
15.5 Other accident only.....												
15.6 Medicare Title XVIII exempt from state taxes or fees.....												
15.7 All other A&H (b).....												
15.8 Federal employees health benefits plan premium.....												
16. Workers' compensation.....												
17.1 Other liability-occurrence.....												
17.2 Other liability-claims-made.....												
17.3 Excess workers' compensation.....												
18. Products liability.....												
19.1 Private passenger auto no-fault (personal injury protection).....												
19.2 Other private passenger auto liability.....												
19.3 Commercial auto no-fault (personal injury protection).....												
19.4 Other commercial auto liability.....												
21.1 Private passenger auto physical damage.....												
21.2 Commercial auto physical damage.....												
22. Aircraft (all perils).....												
23. Fidelity.....												
24. Surety.....												
26. Burglary and theft.....												
27. Boiler and machinery.....												
28. Credit.....												
30. Warranty.....												
34. Aggregate write-ins for other lines of business.....	0	0	0	0	0	0	0	0	0	0	0	0
35. TOTALS (a).....	0	0	0	0	0	0	0	0	0	0	0	0

DETAILS OF WRITE-INS

3401. ....												
3402. ....												
3403. ....												
3498. Summary of remaining write-ins for Line 34 from overflow page.....	0	0	0	0	0	0	0	0	0	0	0	0
3499. TOTALS (Lines 3401 through 3403 plus 3498) (Line 34 above).....	0	0	0	0	0	0	0	0	0	0	0	0

(a) Finance and service charges not included in Lines 1 to 35 \$.....0.  
(b) For health business on indicated lines report: Number of persons insured under PPO managed care products.....0 and number of persons insured under indemnity only products.....0.

**EXHIBIT OF PREMIUMS AND LOSSES (Statutory Page 14)**



NAIC Group Code.....0140    NAIC Company Code....15580    BUSINESS IN Other Alien # 82    DURING THE YEAR

19.82

Line of Business	Gross Premiums, Including Policy and Membership Fees, Less Return Premiums and Premiums on Policies not Taken		3 Dividends Paid or Credited to Policyholders on Direct Business	4 Direct Unearned Premium Reserves	5 Direct Losses Paid (deducting salvage)	6 Direct Losses Incurred	7 Direct Losses Unpaid	8 Direct Defense and Cost Containment Expense Paid	9 Direct Defense and Cost Containment Expense Incurred	10 Direct Defense and Cost Containment Expense Unpaid	11 Commissions and Brokerage Expenses	12 Taxes, Licenses and Fees
	1 Direct Premiums Written	2 Direct Premiums Earned										
1. Fire.....												
2.1 Allied lines.....												
2.2 Multiple peril crop.....												
2.3 Federal flood.....												
2.4 Private crop.....												
2.5 Private flood.....												
3. Farmowners multiple peril.....												
4. Homeowners multiple peril.....												
5.1 Commercial multiple peril (non-liability portion).....												
5.2 Commercial multiple peril (liability portion).....												
6. Mortgage guaranty.....												
8. Ocean marine.....												
9. Inland marine.....												
10. Financial guaranty.....												
11. Medical professional liability.....												
12. Earthquake.....												
13. Group accident and health (b).....												
14. Credit A&H (group and individual).....												
15.1 Collectively renewable A&H (b).....												
15.2 Non-cancelable A&H (b).....												
15.3 Guaranteed renewable A&H (b).....												
15.4 Non-renewable for stated reasons only (b).....												
15.5 Other accident only.....												
15.6 Medicare Title XVIII exempt from state taxes or fees.....												
15.7 All other A&H (b).....												
15.8 Federal employees health benefits plan premium.....												
16. Workers' compensation.....												
17.1 Other liability-occurrence.....												
17.2 Other liability-claims-made.....												
17.3 Excess workers' compensation.....												
18. Products liability.....												
19.1 Private passenger auto no-fault (personal injury protection).....												
19.2 Other private passenger auto liability.....												
19.3 Commercial auto no-fault (personal injury protection).....												
19.4 Other commercial auto liability.....												
21.1 Private passenger auto physical damage.....												
21.2 Commercial auto physical damage.....												
22. Aircraft (all perils).....												
23. Fidelity.....												
24. Surety.....												
26. Burglary and theft.....												
27. Boiler and machinery.....												
28. Credit.....												
30. Warranty.....												
34. Aggregate write-ins for other lines of business.....	0	0	0	0	0	0	0	0	0	0	0	0
35. TOTALS (a).....	0	0	0	0	0	0	0	0	0	0	0	0

DETAILS OF WRITE-INS

3401. ....												
3402. ....												
3403. ....												
3498. Summary of remaining write-ins for Line 34 from overflow page.....	0	0	0	0	0	0	0	0	0	0	0	0
3499. TOTALS (Lines 3401 through 3403 plus 3498) (Line 34 above).....	0	0	0	0	0	0	0	0	0	0	0	0

(a) Finance and service charges not included in Lines 1 to 35 \$.....0.  
(b) For health business on indicated lines report: Number of persons insured under PPO managed care products.....0 and number of persons insured under indemnity only products.....0.

**EXHIBIT OF PREMIUMS AND LOSSES (Statutory Page 14)**



NAIC Group Code.....0140    NAIC Company Code....15580    BUSINESS IN Other Alien # 83    DURING THE YEAR

19.83

Line of Business	Gross Premiums, Including Policy and Membership Fees, Less Return Premiums and Premiums on Policies not Taken		3 Dividends Paid or Credited to Policyholders on Direct Business	4 Direct Unearned Premium Reserves	5 Direct Losses Paid (deducting salvage)	6 Direct Losses Incurred	7 Direct Losses Unpaid	8 Direct Defense and Cost Containment Expense Paid	9 Direct Defense and Cost Containment Expense Incurred	10 Direct Defense and Cost Containment Expense Unpaid	11 Commissions and Brokerage Expenses	12 Taxes, Licenses and Fees
	1 Direct Premiums Written	2 Direct Premiums Earned										
1. Fire.....												
2.1 Allied lines.....												
2.2 Multiple peril crop.....												
2.3 Federal flood.....												
2.4 Private crop.....												
2.5 Private flood.....												
3. Farmowners multiple peril.....												
4. Homeowners multiple peril.....												
5.1 Commercial multiple peril (non-liability portion).....												
5.2 Commercial multiple peril (liability portion).....												
6. Mortgage guaranty.....												
8. Ocean marine.....												
9. Inland marine.....												
10. Financial guaranty.....												
11. Medical professional liability.....												
12. Earthquake.....												
13. Group accident and health (b).....												
14. Credit A&H (group and individual).....												
15.1 Collectively renewable A&H (b).....												
15.2 Non-cancelable A&H (b).....												
15.3 Guaranteed renewable A&H (b).....												
15.4 Non-renewable for stated reasons only (b).....												
15.5 Other accident only.....												
15.6 Medicare Title XVIII exempt from state taxes or fees.....												
15.7 All other A&H (b).....												
15.8 Federal employees health benefits plan premium.....												
16. Workers' compensation.....												
17.1 Other liability-occurrence.....												
17.2 Other liability-claims-made.....												
17.3 Excess workers' compensation.....												
18. Products liability.....												
19.1 Private passenger auto no-fault (personal injury protection).....												
19.2 Other private passenger auto liability.....												
19.3 Commercial auto no-fault (personal injury protection).....												
19.4 Other commercial auto liability.....												
21.1 Private passenger auto physical damage.....												
21.2 Commercial auto physical damage.....												
22. Aircraft (all perils).....												
23. Fidelity.....												
24. Surety.....												
26. Burglary and theft.....												
27. Boiler and machinery.....												
28. Credit.....												
30. Warranty.....												
34. Aggregate write-ins for other lines of business.....	0	0	0	0	0	0	0	0	0	0	0	0
35. TOTALS (a).....	0	0	0	0	0	0	0	0	0	0	0	0

DETAILS OF WRITE-INS

3401. ....												
3402. ....												
3403. ....												
3498. Summary of remaining write-ins for Line 34 from overflow page.....	0	0	0	0	0	0	0	0	0	0	0	0
3499. TOTALS (Lines 3401 through 3403 plus 3498) (Line 34 above).....	0	0	0	0	0	0	0	0	0	0	0	0

(a) Finance and service charges not included in Lines 1 to 35 \$.....0.  
(b) For health business on indicated lines report: Number of persons insured under PPO managed care products.....0 and number of persons insured under indemnity only products.....0.

**EXHIBIT OF PREMIUMS AND LOSSES (Statutory Page 14)**



NAIC Group Code.....0140    NAIC Company Code....15580    BUSINESS IN Other Alien # 84    DURING THE YEAR

19'64

Line of Business	Gross Premiums, Including Policy and Membership Fees, Less Return Premiums and Premiums on Policies not Taken		3 Dividends Paid or Credited to Policyholders on Direct Business	4 Direct Unearned Premium Reserves	5 Direct Losses Paid (deducting salvage)	6 Direct Losses Incurred	7 Direct Losses Unpaid	8 Direct Defense and Cost Containment Expense Paid	9 Direct Defense and Cost Containment Expense Incurred	10 Direct Defense and Cost Containment Expense Unpaid	11 Commissions and Brokerage Expenses	12 Taxes, Licenses and Fees
	1 Direct Premiums Written	2 Direct Premiums Earned										
1. Fire.....												
2.1 Allied lines.....												
2.2 Multiple peril crop.....												
2.3 Federal flood.....												
2.4 Private crop.....												
2.5 Private flood.....												
3. Farmowners multiple peril.....												
4. Homeowners multiple peril.....												
5.1 Commercial multiple peril (non-liability portion).....												
5.2 Commercial multiple peril (liability portion).....												
6. Mortgage guaranty.....												
8. Ocean marine.....												
9. Inland marine.....												
10. Financial guaranty.....												
11. Medical professional liability.....												
12. Earthquake.....												
13. Group accident and health (b).....												
14. Credit A&H (group and individual).....												
15.1 Collectively renewable A&H (b).....												
15.2 Non-cancelable A&H (b).....												
15.3 Guaranteed renewable A&H (b).....												
15.4 Non-renewable for stated reasons only (b).....												
15.5 Other accident only.....												
15.6 Medicare Title XVIII exempt from state taxes or fees.....												
15.7 All other A&H (b).....												
15.8 Federal employees health benefits plan premium.....												
16. Workers' compensation.....												
17.1 Other liability-occurrence.....												
17.2 Other liability-claims-made.....												
17.3 Excess workers' compensation.....												
18. Products liability.....												
19.1 Private passenger auto no-fault (personal injury protection).....												
19.2 Other private passenger auto liability.....												
19.3 Commercial auto no-fault (personal injury protection).....												
19.4 Other commercial auto liability.....												
21.1 Private passenger auto physical damage.....												
21.2 Commercial auto physical damage.....												
22. Aircraft (all perils).....												
23. Fidelity.....												
24. Surety.....												
26. Burglary and theft.....												
27. Boiler and machinery.....												
28. Credit.....												
30. Warranty.....												
34. Aggregate write-ins for other lines of business.....	0	0	0	0	0	0	0	0	0	0	0	0
35. TOTALS (a).....	0	0	0	0	0	0	0	0	0	0	0	0

DETAILS OF WRITE-INS

3401. ....												
3402. ....												
3403. ....												
3498. Summary of remaining write-ins for Line 34 from overflow page.....	0	0	0	0	0	0	0	0	0	0	0	0
3499. TOTALS (Lines 3401 through 3403 plus 3498) (Line 34 above).....	0	0	0	0	0	0	0	0	0	0	0	0

(a) Finance and service charges not included in Lines 1 to 35 \$.....0.  
(b) For health business on indicated lines report: Number of persons insured under PPO managed care products.....0 and number of persons insured under indemnity only products.....0.

**EXHIBIT OF PREMIUMS AND LOSSES (Statutory Page 14)**



NAIC Group Code.....0140    NAIC Company Code....15580    BUSINESS IN Other Alien # 85    DURING THE YEAR

19.85

Line of Business	Gross Premiums, Including Policy and Membership Fees, Less Return Premiums and Premiums on Policies not Taken		3 Dividends Paid or Credited to Policyholders on Direct Business	4 Direct Unearned Premium Reserves	5 Direct Losses Paid (deducting salvage)	6 Direct Losses Incurred	7 Direct Losses Unpaid	8 Direct Defense and Cost Containment Expense Paid	9 Direct Defense and Cost Containment Expense Incurred	10 Direct Defense and Cost Containment Expense Unpaid	11 Commissions and Brokerage Expenses	12 Taxes, Licenses and Fees
	1 Direct Premiums Written	2 Direct Premiums Earned										
1. Fire.....												
2.1 Allied lines.....												
2.2 Multiple peril crop.....												
2.3 Federal flood.....												
2.4 Private crop.....												
2.5 Private flood.....												
3. Farmowners multiple peril.....												
4. Homeowners multiple peril.....												
5.1 Commercial multiple peril (non-liability portion).....												
5.2 Commercial multiple peril (liability portion).....												
6. Mortgage guaranty.....												
8. Ocean marine.....												
9. Inland marine.....												
10. Financial guaranty.....												
11. Medical professional liability.....												
12. Earthquake.....												
13. Group accident and health (b).....												
14. Credit A&H (group and individual).....												
15.1 Collectively renewable A&H (b).....												
15.2 Non-cancelable A&H (b).....												
15.3 Guaranteed renewable A&H (b).....												
15.4 Non-renewable for stated reasons only (b).....												
15.5 Other accident only.....												
15.6 Medicare Title XVIII exempt from state taxes or fees.....												
15.7 All other A&H (b).....												
15.8 Federal employees health benefits plan premium.....												
16. Workers' compensation.....												
17.1 Other liability-occurrence.....												
17.2 Other liability-claims-made.....												
17.3 Excess workers' compensation.....												
18. Products liability.....												
19.1 Private passenger auto no-fault (personal injury protection).....												
19.2 Other private passenger auto liability.....												
19.3 Commercial auto no-fault (personal injury protection).....												
19.4 Other commercial auto liability.....												
21.1 Private passenger auto physical damage.....												
21.2 Commercial auto physical damage.....												
22. Aircraft (all perils).....												
23. Fidelity.....												
24. Surety.....												
26. Burglary and theft.....												
27. Boiler and machinery.....												
28. Credit.....												
30. Warranty.....												
34. Aggregate write-ins for other lines of business.....	0	0	0	0	0	0	0	0	0	0	0	0
35. TOTALS (a).....	0	0	0	0	0	0	0	0	0	0	0	0

DETAILS OF WRITE-INS

3401. ....												
3402. ....												
3403. ....												
3498. Summary of remaining write-ins for Line 34 from overflow page.....	0	0	0	0	0	0	0	0	0	0	0	0
3499. TOTALS (Lines 3401 through 3403 plus 3498) (Line 34 above).....	0	0	0	0	0	0	0	0	0	0	0	0

(a) Finance and service charges not included in Lines 1 to 35 \$.....0.  
(b) For health business on indicated lines report: Number of persons insured under PPO managed care products.....0 and number of persons insured under indemnity only products.....0.

**EXHIBIT OF PREMIUMS AND LOSSES (Statutory Page 14)**



NAIC Group Code.....0140    NAIC Company Code....15580    BUSINESS IN Other Alien # 86    DURING THE YEAR

19.86

Line of Business	Gross Premiums, Including Policy and Membership Fees, Less Return Premiums and Premiums on Policies not Taken		3 Dividends Paid or Credited to Policyholders on Direct Business	4 Direct Unearned Premium Reserves	5 Direct Losses Paid (deducting salvage)	6 Direct Losses Incurred	7 Direct Losses Unpaid	8 Direct Defense and Cost Containment Expense Paid	9 Direct Defense and Cost Containment Expense Incurred	10 Direct Defense and Cost Containment Expense Unpaid	11 Commissions and Brokerage Expenses	12 Taxes, Licenses and Fees
	1 Direct Premiums Written	2 Direct Premiums Earned										
1. Fire.....												
2.1 Allied lines.....												
2.2 Multiple peril crop.....												
2.3 Federal flood.....												
2.4 Private crop.....												
2.5 Private flood.....												
3. Farmowners multiple peril.....												
4. Homeowners multiple peril.....												
5.1 Commercial multiple peril (non-liability portion).....												
5.2 Commercial multiple peril (liability portion).....												
6. Mortgage guaranty.....												
8. Ocean marine.....												
9. Inland marine.....												
10. Financial guaranty.....												
11. Medical professional liability.....												
12. Earthquake.....												
13. Group accident and health (b).....												
14. Credit A&H (group and individual).....												
15.1 Collectively renewable A&H (b).....												
15.2 Non-cancelable A&H (b).....												
15.3 Guaranteed renewable A&H (b).....												
15.4 Non-renewable for stated reasons only (b).....												
15.5 Other accident only.....												
15.6 Medicare Title XVIII exempt from state taxes or fees.....												
15.7 All other A&H (b).....												
15.8 Federal employees health benefits plan premium.....												
16. Workers' compensation.....												
17.1 Other liability-occurrence.....												
17.2 Other liability-claims-made.....												
17.3 Excess workers' compensation.....												
18. Products liability.....												
19.1 Private passenger auto no-fault (personal injury protection).....												
19.2 Other private passenger auto liability.....												
19.3 Commercial auto no-fault (personal injury protection).....												
19.4 Other commercial auto liability.....												
21.1 Private passenger auto physical damage.....												
21.2 Commercial auto physical damage.....												
22. Aircraft (all perils).....												
23. Fidelity.....												
24. Surety.....												
26. Burglary and theft.....												
27. Boiler and machinery.....												
28. Credit.....												
30. Warranty.....												
34. Aggregate write-ins for other lines of business.....	0	0	0	0	0	0	0	0	0	0	0	0
35. TOTALS (a).....	0	0	0	0	0	0	0	0	0	0	0	0

DETAILS OF WRITE-INS

3401. ....												
3402. ....												
3403. ....												
3498. Summary of remaining write-ins for Line 34 from overflow page.....	0	0	0	0	0	0	0	0	0	0	0	0
3499. TOTALS (Lines 3401 through 3403 plus 3498) (Line 34 above).....	0	0	0	0	0	0	0	0	0	0	0	0

(a) Finance and service charges not included in Lines 1 to 35 \$.....0.  
(b) For health business on indicated lines report: Number of persons insured under PPO managed care products.....0 and number of persons insured under indemnity only products.....0.

**EXHIBIT OF PREMIUMS AND LOSSES (Statutory Page 14)**



NAIC Group Code.....0140    NAIC Company Code....15580    BUSINESS IN Other Alien # 87    DURING THE YEAR

19.87

Line of Business	Gross Premiums, Including Policy and Membership Fees, Less Return Premiums and Premiums on Policies not Taken		3 Dividends Paid or Credited to Policyholders on Direct Business	4 Direct Unearned Premium Reserves	5 Direct Losses Paid (deducting salvage)	6 Direct Losses Incurred	7 Direct Losses Unpaid	8 Direct Defense and Cost Containment Expense Paid	9 Direct Defense and Cost Containment Expense Incurred	10 Direct Defense and Cost Containment Expense Unpaid	11 Commissions and Brokerage Expenses	12 Taxes, Licenses and Fees
	1 Direct Premiums Written	2 Direct Premiums Earned										
1. Fire.....												
2.1 Allied lines.....												
2.2 Multiple peril crop.....												
2.3 Federal flood.....												
2.4 Private crop.....												
2.5 Private flood.....												
3. Farmowners multiple peril.....												
4. Homeowners multiple peril.....												
5.1 Commercial multiple peril (non-liability portion).....												
5.2 Commercial multiple peril (liability portion).....												
6. Mortgage guaranty.....												
8. Ocean marine.....												
9. Inland marine.....												
10. Financial guaranty.....												
11. Medical professional liability.....												
12. Earthquake.....												
13. Group accident and health (b).....												
14. Credit A&H (group and individual).....												
15.1 Collectively renewable A&H (b).....												
15.2 Non-cancelable A&H (b).....												
15.3 Guaranteed renewable A&H (b).....												
15.4 Non-renewable for stated reasons only (b).....												
15.5 Other accident only.....												
15.6 Medicare Title XVIII exempt from state taxes or fees.....												
15.7 All other A&H (b).....												
15.8 Federal employees health benefits plan premium.....												
16. Workers' compensation.....												
17.1 Other liability-occurrence.....												
17.2 Other liability-claims-made.....												
17.3 Excess workers' compensation.....												
18. Products liability.....												
19.1 Private passenger auto no-fault (personal injury protection).....												
19.2 Other private passenger auto liability.....												
19.3 Commercial auto no-fault (personal injury protection).....												
19.4 Other commercial auto liability.....												
21.1 Private passenger auto physical damage.....												
21.2 Commercial auto physical damage.....												
22. Aircraft (all perils).....												
23. Fidelity.....												
24. Surety.....												
26. Burglary and theft.....												
27. Boiler and machinery.....												
28. Credit.....												
30. Warranty.....												
34. Aggregate write-ins for other lines of business.....	0	0	0	0	0	0	0	0	0	0	0	0
35. TOTALS (a).....	0	0	0	0	0	0	0	0	0	0	0	0

DETAILS OF WRITE-INS

3401. ....												
3402. ....												
3403. ....												
3498. Summary of remaining write-ins for Line 34 from overflow page.....	0	0	0	0	0	0	0	0	0	0	0	0
3499. TOTALS (Lines 3401 through 3403 plus 3498) (Line 34 above).....	0	0	0	0	0	0	0	0	0	0	0	0

(a) Finance and service charges not included in Lines 1 to 35 \$.....0.  
(b) For health business on indicated lines report: Number of persons insured under PPO managed care products.....0 and number of persons insured under indemnity only products.....0.

**EXHIBIT OF PREMIUMS AND LOSSES (Statutory Page 14)**



NAIC Group Code.....0140    NAIC Company Code....15580    BUSINESS IN Other Alien # 88    DURING THE YEAR

19.88

Line of Business	Gross Premiums, Including Policy and Membership Fees, Less Return Premiums and Premiums on Policies not Taken		3 Dividends Paid or Credited to Policyholders on Direct Business	4 Direct Unearned Premium Reserves	5 Direct Losses Paid (deducting salvage)	6 Direct Losses Incurred	7 Direct Losses Unpaid	8 Direct Defense and Cost Containment Expense Paid	9 Direct Defense and Cost Containment Expense Incurred	10 Direct Defense and Cost Containment Expense Unpaid	11 Commissions and Brokerage Expenses	12 Taxes, Licenses and Fees
	1 Direct Premiums Written	2 Direct Premiums Earned										
1. Fire.....												
2.1 Allied lines.....												
2.2 Multiple peril crop.....												
2.3 Federal flood.....												
2.4 Private crop.....												
2.5 Private flood.....												
3. Farmowners multiple peril.....												
4. Homeowners multiple peril.....												
5.1 Commercial multiple peril (non-liability portion).....												
5.2 Commercial multiple peril (liability portion).....												
6. Mortgage guaranty.....												
8. Ocean marine.....												
9. Inland marine.....												
10. Financial guaranty.....												
11. Medical professional liability.....												
12. Earthquake.....												
13. Group accident and health (b).....												
14. Credit A&H (group and individual).....												
15.1 Collectively renewable A&H (b).....												
15.2 Non-cancelable A&H (b).....												
15.3 Guaranteed renewable A&H (b).....												
15.4 Non-renewable for stated reasons only (b).....												
15.5 Other accident only.....												
15.6 Medicare Title XVIII exempt from state taxes or fees.....												
15.7 All other A&H (b).....												
15.8 Federal employees health benefits plan premium.....												
16. Workers' compensation.....												
17.1 Other liability-occurrence.....												
17.2 Other liability-claims-made.....												
17.3 Excess workers' compensation.....												
18. Products liability.....												
19.1 Private passenger auto no-fault (personal injury protection).....												
19.2 Other private passenger auto liability.....												
19.3 Commercial auto no-fault (personal injury protection).....												
19.4 Other commercial auto liability.....												
21.1 Private passenger auto physical damage.....												
21.2 Commercial auto physical damage.....												
22. Aircraft (all perils).....												
23. Fidelity.....												
24. Surety.....												
26. Burglary and theft.....												
27. Boiler and machinery.....												
28. Credit.....												
30. Warranty.....												
34. Aggregate write-ins for other lines of business.....	0	0	0	0	0	0	0	0	0	0	0	0
35. TOTALS (a).....	0	0	0	0	0	0	0	0	0	0	0	0

**DETAILS OF WRITE-INS**

3401. ....												
3402. ....												
3403. ....												
3498. Summary of remaining write-ins for Line 34 from overflow page.....	0	0	0	0	0	0	0	0	0	0	0	0
3499. TOTALS (Lines 3401 through 3403 plus 3498) (Line 34 above).....	0	0	0	0	0	0	0	0	0	0	0	0

(a) Finance and service charges not included in Lines 1 to 35 \$.....0.  
(b) For health business on indicated lines report: Number of persons insured under PPO managed care products.....0 and number of persons insured under indemnity only products.....0.



**EXHIBIT OF PREMIUMS AND LOSSES (Statutory Page 14)**



NAIC Group Code.....0140    NAIC Company Code....15580    BUSINESS IN Other Alien # 89    DURING THE YEAR

Line of Business	Gross Premiums, Including Policy and Membership Fees, Less Return Premiums and Premiums on Policies not Taken		3 Dividends Paid or Credited to Policyholders on Direct Business	4 Direct Unearned Premium Reserves	5 Direct Losses Paid (deducting salvage)	6 Direct Losses Incurred	7 Direct Losses Unpaid	8 Direct Defense and Cost Containment Expense Paid	9 Direct Defense and Cost Containment Expense Incurred	10 Direct Defense and Cost Containment Expense Unpaid	11 Commissions and Brokerage Expenses	12 Taxes, Licenses and Fees
	1 Direct Premiums Written	2 Direct Premiums Earned										
1. Fire.....												
2.1 Allied lines.....												
2.2 Multiple peril crop.....												
2.3 Federal flood.....												
2.4 Private crop.....												
2.5 Private flood.....												
3. Farmowners multiple peril.....												
4. Homeowners multiple peril.....												
5.1 Commercial multiple peril (non-liability portion).....												
5.2 Commercial multiple peril (liability portion).....												
6. Mortgage guaranty.....												
8. Ocean marine.....												
9. Inland marine.....												
10. Financial guaranty.....												
11. Medical professional liability.....												
12. Earthquake.....												
13. Group accident and health (b).....												
14. Credit A&H (group and individual).....												
15.1 Collectively renewable A&H (b).....												
15.2 Non-cancelable A&H (b).....												
15.3 Guaranteed renewable A&H (b).....												
15.4 Non-renewable for stated reasons only (b).....												
15.5 Other accident only.....												
15.6 Medicare Title XVIII exempt from state taxes or fees.....												
15.7 All other A&H (b).....												
15.8 Federal employees health benefits plan premium.....												
16. Workers' compensation.....												
17.1 Other liability-occurrence.....												
17.2 Other liability-claims-made.....												
17.3 Excess workers' compensation.....												
18. Products liability.....												
19.1 Private passenger auto no-fault (personal injury protection).....												
19.2 Other private passenger auto liability.....												
19.3 Commercial auto no-fault (personal injury protection).....												
19.4 Other commercial auto liability.....												
21.1 Private passenger auto physical damage.....												
21.2 Commercial auto physical damage.....												
22. Aircraft (all perils).....												
23. Fidelity.....												
24. Surety.....												
26. Burglary and theft.....												
27. Boiler and machinery.....												
28. Credit.....												
30. Warranty.....												
34. Aggregate write-ins for other lines of business.....	0	0	0	0	0	0	0	0	0	0	0	0
35. TOTALS (a).....	0	0	0	0	0	0	0	0	0	0	0	0

**DETAILS OF WRITE-INS**

3401. ....												
3402. ....												
3403. ....												
3498. Summary of remaining write-ins for Line 34 from overflow page.....	0	0	0	0	0	0	0	0	0	0	0	0
3499. TOTALS (Lines 3401 through 3403 plus 3498) (Line 34 above).....	0	0	0	0	0	0	0	0	0	0	0	0

(a) Finance and service charges not included in Lines 1 to 35 \$.....0.  
(b) For health business on indicated lines report: Number of persons insured under PPO managed care products.....0 and number of persons insured under indemnity only products.....0.

**EXHIBIT OF PREMIUMS AND LOSSES (Statutory Page 14)**



NAIC Group Code.....0140    NAIC Company Code....15580    BUSINESS IN Other Alien # 90    DURING THE YEAR

19.90

Line of Business	Gross Premiums, Including Policy and Membership Fees, Less Return Premiums and Premiums on Policies not Taken		3 Dividends Paid or Credited to Policyholders on Direct Business	4 Direct Unearned Premium Reserves	5 Direct Losses Paid (deducting salvage)	6 Direct Losses Incurred	7 Direct Losses Unpaid	8 Direct Defense and Cost Containment Expense Paid	9 Direct Defense and Cost Containment Expense Incurred	10 Direct Defense and Cost Containment Expense Unpaid	11 Commissions and Brokerage Expenses	12 Taxes, Licenses and Fees
	1 Direct Premiums Written	2 Direct Premiums Earned										
1. Fire.....												
2.1 Allied lines.....												
2.2 Multiple peril crop.....												
2.3 Federal flood.....												
2.4 Private crop.....												
2.5 Private flood.....												
3. Farmowners multiple peril.....												
4. Homeowners multiple peril.....												
5.1 Commercial multiple peril (non-liability portion).....												
5.2 Commercial multiple peril (liability portion).....												
6. Mortgage guaranty.....												
8. Ocean marine.....												
9. Inland marine.....												
10. Financial guaranty.....												
11. Medical professional liability.....												
12. Earthquake.....												
13. Group accident and health (b).....												
14. Credit A&H (group and individual).....												
15.1 Collectively renewable A&H (b).....												
15.2 Non-cancelable A&H (b).....												
15.3 Guaranteed renewable A&H (b).....												
15.4 Non-renewable for stated reasons only (b).....												
15.5 Other accident only.....												
15.6 Medicare Title XVIII exempt from state taxes or fees.....												
15.7 All other A&H (b).....												
15.8 Federal employees health benefits plan premium.....												
16. Workers' compensation.....												
17.1 Other liability-occurrence.....												
17.2 Other liability-claims-made.....												
17.3 Excess workers' compensation.....												
18. Products liability.....												
19.1 Private passenger auto no-fault (personal injury protection).....												
19.2 Other private passenger auto liability.....												
19.3 Commercial auto no-fault (personal injury protection).....												
19.4 Other commercial auto liability.....												
21.1 Private passenger auto physical damage.....												
21.2 Commercial auto physical damage.....												
22. Aircraft (all perils).....												
23. Fidelity.....												
24. Surety.....												
26. Burglary and theft.....												
27. Boiler and machinery.....												
28. Credit.....												
30. Warranty.....												
34. Aggregate write-ins for other lines of business.....	0	0	0	0	0	0	0	0	0	0	0	0
35. TOTALS (a).....	0	0	0	0	0	0	0	0	0	0	0	0

**DETAILS OF WRITE-INS**

3401. ....												
3402. ....												
3403. ....												
3498. Summary of remaining write-ins for Line 34 from overflow page.....	0	0	0	0	0	0	0	0	0	0	0	0
3499. TOTALS (Lines 3401 through 3403 plus 3498) (Line 34 above).....	0	0	0	0	0	0	0	0	0	0	0	0

(a) Finance and service charges not included in Lines 1 to 35 \$.....0.  
(b) For health business on indicated lines report: Number of persons insured under PPO managed care products.....0 and number of persons insured under indemnity only products.....0.

**EXHIBIT OF PREMIUMS AND LOSSES (Statutory Page 14)**



NAIC Group Code.....0140    NAIC Company Code....15580    BUSINESS IN Other Alien # 91    DURING THE YEAR

19.91

Line of Business	Gross Premiums, Including Policy and Membership Fees, Less Return Premiums and Premiums on Policies not Taken		3 Dividends Paid or Credited to Policyholders on Direct Business	4 Direct Unearned Premium Reserves	5 Direct Losses Paid (deducting salvage)	6 Direct Losses Incurred	7 Direct Losses Unpaid	8 Direct Defense and Cost Containment Expense Paid	9 Direct Defense and Cost Containment Expense Incurred	10 Direct Defense and Cost Containment Expense Unpaid	11 Commissions and Brokerage Expenses	12 Taxes, Licenses and Fees
	1 Direct Premiums Written	2 Direct Premiums Earned										
1. Fire.....												
2.1 Allied lines.....												
2.2 Multiple peril crop.....												
2.3 Federal flood.....												
2.4 Private crop.....												
2.5 Private flood.....												
3. Farmowners multiple peril.....												
4. Homeowners multiple peril.....												
5.1 Commercial multiple peril (non-liability portion).....												
5.2 Commercial multiple peril (liability portion).....												
6. Mortgage guaranty.....												
8. Ocean marine.....												
9. Inland marine.....												
10. Financial guaranty.....												
11. Medical professional liability.....												
12. Earthquake.....												
13. Group accident and health (b).....												
14. Credit A&H (group and individual).....												
15.1 Collectively renewable A&H (b).....												
15.2 Non-cancelable A&H (b).....												
15.3 Guaranteed renewable A&H (b).....												
15.4 Non-renewable for stated reasons only (b).....												
15.5 Other accident only.....												
15.6 Medicare Title XVIII exempt from state taxes or fees.....												
15.7 All other A&H (b).....												
15.8 Federal employees health benefits plan premium.....												
16. Workers' compensation.....												
17.1 Other liability-occurrence.....												
17.2 Other liability-claims-made.....												
17.3 Excess workers' compensation.....												
18. Products liability.....												
19.1 Private passenger auto no-fault (personal injury protection).....												
19.2 Other private passenger auto liability.....												
19.3 Commercial auto no-fault (personal injury protection).....												
19.4 Other commercial auto liability.....												
21.1 Private passenger auto physical damage.....												
21.2 Commercial auto physical damage.....												
22. Aircraft (all perils).....												
23. Fidelity.....												
24. Surety.....												
26. Burglary and theft.....												
27. Boiler and machinery.....												
28. Credit.....												
30. Warranty.....												
34. Aggregate write-ins for other lines of business.....	0	0	0	0	0	0	0	0	0	0	0	0
35. TOTALS (a).....	0	0	0	0	0	0	0	0	0	0	0	0

DETAILS OF WRITE-INS

3401. ....												
3402. ....												
3403. ....												
3498. Summary of remaining write-ins for Line 34 from overflow page.....	0	0	0	0	0	0	0	0	0	0	0	0
3499. TOTALS (Lines 3401 through 3403 plus 3498) (Line 34 above).....	0	0	0	0	0	0	0	0	0	0	0	0

(a) Finance and service charges not included in Lines 1 to 35 \$.....0.  
(b) For health business on indicated lines report: Number of persons insured under PPO managed care products.....0 and number of persons insured under indemnity only products.....0.

**EXHIBIT OF PREMIUMS AND LOSSES (Statutory Page 14)**



NAIC Group Code.....0140    NAIC Company Code....15580    BUSINESS IN Other Alien # 92    DURING THE YEAR

19.92

Line of Business	Gross Premiums, Including Policy and Membership Fees, Less Return Premiums and Premiums on Policies not Taken		3 Dividends Paid or Credited to Policyholders on Direct Business	4 Direct Unearned Premium Reserves	5 Direct Losses Paid (deducting salvage)	6 Direct Losses Incurred	7 Direct Losses Unpaid	8 Direct Defense and Cost Containment Expense Paid	9 Direct Defense and Cost Containment Expense Incurred	10 Direct Defense and Cost Containment Expense Unpaid	11 Commissions and Brokerage Expenses	12 Taxes, Licenses and Fees
	1 Direct Premiums Written	2 Direct Premiums Earned										
1. Fire.....												
2.1 Allied lines.....												
2.2 Multiple peril crop.....												
2.3 Federal flood.....												
2.4 Private crop.....												
2.5 Private flood.....												
3. Farmowners multiple peril.....												
4. Homeowners multiple peril.....												
5.1 Commercial multiple peril (non-liability portion).....												
5.2 Commercial multiple peril (liability portion).....												
6. Mortgage guaranty.....												
8. Ocean marine.....												
9. Inland marine.....												
10. Financial guaranty.....												
11. Medical professional liability.....												
12. Earthquake.....												
13. Group accident and health (b).....												
14. Credit A&H (group and individual).....												
15.1 Collectively renewable A&H (b).....												
15.2 Non-cancelable A&H (b).....												
15.3 Guaranteed renewable A&H (b).....												
15.4 Non-renewable for stated reasons only (b).....												
15.5 Other accident only.....												
15.6 Medicare Title XVIII exempt from state taxes or fees.....												
15.7 All other A&H (b).....												
15.8 Federal employees health benefits plan premium.....												
16. Workers' compensation.....												
17.1 Other liability-occurrence.....												
17.2 Other liability-claims-made.....												
17.3 Excess workers' compensation.....												
18. Products liability.....												
19.1 Private passenger auto no-fault (personal injury protection).....												
19.2 Other private passenger auto liability.....												
19.3 Commercial auto no-fault (personal injury protection).....												
19.4 Other commercial auto liability.....												
21.1 Private passenger auto physical damage.....												
21.2 Commercial auto physical damage.....												
22. Aircraft (all perils).....												
23. Fidelity.....												
24. Surety.....												
26. Burglary and theft.....												
27. Boiler and machinery.....												
28. Credit.....												
30. Warranty.....												
34. Aggregate write-ins for other lines of business.....	0	0	0	0	0	0	0	0	0	0	0	0
35. TOTALS (a).....	0	0	0	0	0	0	0	0	0	0	0	0

**DETAILS OF WRITE-INS**

3401. ....												
3402. ....												
3403. ....												
3498. Summary of remaining write-ins for Line 34 from overflow page.....	0	0	0	0	0	0	0	0	0	0	0	0
3499. TOTALS (Lines 3401 through 3403 plus 3498) (Line 34 above).....	0	0	0	0	0	0	0	0	0	0	0	0

(a) Finance and service charges not included in Lines 1 to 35 \$.....0.  
(b) For health business on indicated lines report: Number of persons insured under PPO managed care products.....0 and number of persons insured under indemnity only products.....0.

**EXHIBIT OF PREMIUMS AND LOSSES (Statutory Page 14)**



NAIC Group Code.....0140    NAIC Company Code....15580    BUSINESS IN Other Alien # 93    DURING THE YEAR

19.93

Line of Business	Gross Premiums, Including Policy and Membership Fees, Less Return Premiums and Premiums on Policies not Taken		3 Dividends Paid or Credited to Policyholders on Direct Business	4 Direct Unearned Premium Reserves	5 Direct Losses Paid (deducting salvage)	6 Direct Losses Incurred	7 Direct Losses Unpaid	8 Direct Defense and Cost Containment Expense Paid	9 Direct Defense and Cost Containment Expense Incurred	10 Direct Defense and Cost Containment Expense Unpaid	11 Commissions and Brokerage Expenses	12 Taxes, Licenses and Fees
	1 Direct Premiums Written	2 Direct Premiums Earned										
1. Fire.....												
2.1 Allied lines.....												
2.2 Multiple peril crop.....												
2.3 Federal flood.....												
2.4 Private crop.....												
2.5 Private flood.....												
3. Farmowners multiple peril.....												
4. Homeowners multiple peril.....												
5.1 Commercial multiple peril (non-liability portion).....												
5.2 Commercial multiple peril (liability portion).....												
6. Mortgage guaranty.....												
8. Ocean marine.....												
9. Inland marine.....												
10. Financial guaranty.....												
11. Medical professional liability.....												
12. Earthquake.....												
13. Group accident and health (b).....												
14. Credit A&H (group and individual).....												
15.1 Collectively renewable A&H (b).....												
15.2 Non-cancelable A&H (b).....												
15.3 Guaranteed renewable A&H (b).....												
15.4 Non-renewable for stated reasons only (b).....												
15.5 Other accident only.....												
15.6 Medicare Title XVIII exempt from state taxes or fees.....												
15.7 All other A&H (b).....												
15.8 Federal employees health benefits plan premium.....												
16. Workers' compensation.....												
17.1 Other liability-occurrence.....												
17.2 Other liability-claims-made.....												
17.3 Excess workers' compensation.....												
18. Products liability.....												
19.1 Private passenger auto no-fault (personal injury protection).....												
19.2 Other private passenger auto liability.....												
19.3 Commercial auto no-fault (personal injury protection).....												
19.4 Other commercial auto liability.....												
21.1 Private passenger auto physical damage.....												
21.2 Commercial auto physical damage.....												
22. Aircraft (all perils).....												
23. Fidelity.....												
24. Surety.....												
26. Burglary and theft.....												
27. Boiler and machinery.....												
28. Credit.....												
30. Warranty.....												
34. Aggregate write-ins for other lines of business.....	0	0	0	0	0	0	0	0	0	0	0	0
35. TOTALS (a).....	0	0	0	0	0	0	0	0	0	0	0	0

DETAILS OF WRITE-INS

3401. ....												
3402. ....												
3403. ....												
3498. Summary of remaining write-ins for Line 34 from overflow page.....	0	0	0	0	0	0	0	0	0	0	0	0
3499. TOTALS (Lines 3401 through 3403 plus 3498) (Line 34 above).....	0	0	0	0	0	0	0	0	0	0	0	0

(a) Finance and service charges not included in Lines 1 to 35 \$.....0.  
(b) For health business on indicated lines report: Number of persons insured under PPO managed care products.....0 and number of persons insured under indemnity only products.....0.

**EXHIBIT OF PREMIUMS AND LOSSES (Statutory Page 14)**



NAIC Group Code.....0140    NAIC Company Code....15580    BUSINESS IN Other Alien # 94    DURING THE YEAR

Line of Business	Gross Premiums, Including Policy and Membership Fees, Less Return Premiums and Premiums on Policies not Taken		3 Dividends Paid or Credited to Policyholders on Direct Business	4 Direct Unearned Premium Reserves	5 Direct Losses Paid (deducting salvage)	6 Direct Losses Incurred	7 Direct Losses Unpaid	8 Direct Defense and Cost Containment Expense Paid	9 Direct Defense and Cost Containment Expense Incurred	10 Direct Defense and Cost Containment Expense Unpaid	11 Commissions and Brokerage Expenses	12 Taxes, Licenses and Fees
	1 Direct Premiums Written	2 Direct Premiums Earned										
1. Fire.....												
2.1 Allied lines.....												
2.2 Multiple peril crop.....												
2.3 Federal flood.....												
2.4 Private crop.....												
2.5 Private flood.....												
3. Farmowners multiple peril.....												
4. Homeowners multiple peril.....												
5.1 Commercial multiple peril (non-liability portion).....												
5.2 Commercial multiple peril (liability portion).....												
6. Mortgage guaranty.....												
8. Ocean marine.....												
9. Inland marine.....												
10. Financial guaranty.....												
11. Medical professional liability.....												
12. Earthquake.....												
13. Group accident and health (b).....												
14. Credit A&H (group and individual).....												
15.1 Collectively renewable A&H (b).....												
15.2 Non-cancelable A&H (b).....												
15.3 Guaranteed renewable A&H (b).....												
15.4 Non-renewable for stated reasons only (b).....												
15.5 Other accident only.....												
15.6 Medicare Title XVIII exempt from state taxes or fees.....												
15.7 All other A&H (b).....												
15.8 Federal employees health benefits plan premium.....												
16. Workers' compensation.....												
17.1 Other liability-occurrence.....												
17.2 Other liability-claims-made.....												
17.3 Excess workers' compensation.....												
18. Products liability.....												
19.1 Private passenger auto no-fault (personal injury protection).....												
19.2 Other private passenger auto liability.....												
19.3 Commercial auto no-fault (personal injury protection).....												
19.4 Other commercial auto liability.....												
21.1 Private passenger auto physical damage.....												
21.2 Commercial auto physical damage.....												
22. Aircraft (all perils).....												
23. Fidelity.....												
24. Surety.....												
26. Burglary and theft.....												
27. Boiler and machinery.....												
28. Credit.....												
30. Warranty.....												
34. Aggregate write-ins for other lines of business.....	0	0	0	0	0	0	0	0	0	0	0	0
35. TOTALS (a).....	0	0	0	0	0	0	0	0	0	0	0	0

**DETAILS OF WRITE-INS**

3401. ....												
3402. ....												
3403. ....												
3498. Summary of remaining write-ins for Line 34 from overflow page.....	0	0	0	0	0	0	0	0	0	0	0	0
3499. TOTALS (Lines 3401 through 3403 plus 3498) (Line 34 above).....	0	0	0	0	0	0	0	0	0	0	0	0

(a) Finance and service charges not included in Lines 1 to 35 \$.....0.  
(b) For health business on indicated lines report: Number of persons insured under PPO managed care products.....0 and number of persons insured under indemnity only products.....0.

**EXHIBIT OF PREMIUMS AND LOSSES (Statutory Page 14)**



NAIC Group Code.....0140    NAIC Company Code....15580    BUSINESS IN Other Alien # 95    DURING THE YEAR

19.95

Line of Business	Gross Premiums, Including Policy and Membership Fees, Less Return Premiums and Premiums on Policies not Taken		3 Dividends Paid or Credited to Policyholders on Direct Business	4 Direct Unearned Premium Reserves	5 Direct Losses Paid (deducting salvage)	6 Direct Losses Incurred	7 Direct Losses Unpaid	8 Direct Defense and Cost Containment Expense Paid	9 Direct Defense and Cost Containment Expense Incurred	10 Direct Defense and Cost Containment Expense Unpaid	11 Commissions and Brokerage Expenses	12 Taxes, Licenses and Fees
	1 Direct Premiums Written	2 Direct Premiums Earned										
1. Fire.....												
2.1 Allied lines.....												
2.2 Multiple peril crop.....												
2.3 Federal flood.....												
2.4 Private crop.....												
2.5 Private flood.....												
3. Farmowners multiple peril.....												
4. Homeowners multiple peril.....												
5.1 Commercial multiple peril (non-liability portion).....												
5.2 Commercial multiple peril (liability portion).....												
6. Mortgage guaranty.....												
8. Ocean marine.....												
9. Inland marine.....												
10. Financial guaranty.....												
11. Medical professional liability.....												
12. Earthquake.....												
13. Group accident and health (b).....												
14. Credit A&H (group and individual).....												
15.1 Collectively renewable A&H (b).....												
15.2 Non-cancelable A&H (b).....												
15.3 Guaranteed renewable A&H (b).....												
15.4 Non-renewable for stated reasons only (b).....												
15.5 Other accident only.....												
15.6 Medicare Title XVIII exempt from state taxes or fees.....												
15.7 All other A&H (b).....												
15.8 Federal employees health benefits plan premium.....												
16. Workers' compensation.....												
17.1 Other liability-occurrence.....												
17.2 Other liability-claims-made.....												
17.3 Excess workers' compensation.....												
18. Products liability.....												
19.1 Private passenger auto no-fault (personal injury protection).....												
19.2 Other private passenger auto liability.....												
19.3 Commercial auto no-fault (personal injury protection).....												
19.4 Other commercial auto liability.....												
21.1 Private passenger auto physical damage.....												
21.2 Commercial auto physical damage.....												
22. Aircraft (all perils).....												
23. Fidelity.....												
24. Surety.....												
26. Burglary and theft.....												
27. Boiler and machinery.....												
28. Credit.....												
30. Warranty.....												
34. Aggregate write-ins for other lines of business.....	0	0	0	0	0	0	0	0	0	0	0	0
35. TOTALS (a).....	0	0	0	0	0	0	0	0	0	0	0	0

DETAILS OF WRITE-INS

3401. ....												
3402. ....												
3403. ....												
3498. Summary of remaining write-ins for Line 34 from overflow page.....	0	0	0	0	0	0	0	0	0	0	0	0
3499. TOTALS (Lines 3401 through 3403 plus 3498) (Line 34 above).....	0	0	0	0	0	0	0	0	0	0	0	0

(a) Finance and service charges not included in Lines 1 to 35 \$.....0.  
(b) For health business on indicated lines report: Number of persons insured under PPO managed care products.....0 and number of persons insured under indemnity only products.....0.

**EXHIBIT OF PREMIUMS AND LOSSES (Statutory Page 14)**



NAIC Group Code.....0140    NAIC Company Code....15580

BUSINESS IN Other Alien # 96    DURING THE YEAR

19.96

Line of Business	Gross Premiums, Including Policy and Membership Fees, Less Return Premiums and Premiums on Policies not Taken		3 Dividends Paid or Credited to Policyholders on Direct Business	4 Direct Unearned Premium Reserves	5 Direct Losses Paid (deducting salvage)	6 Direct Losses Incurred	7 Direct Losses Unpaid	8 Direct Defense and Cost Containment Expense Paid	9 Direct Defense and Cost Containment Expense Incurred	10 Direct Defense and Cost Containment Expense Unpaid	11 Commissions and Brokerage Expenses	12 Taxes, Licenses and Fees
	1 Direct Premiums Written	2 Direct Premiums Earned										
1. Fire.....												
2.1 Allied lines.....												
2.2 Multiple peril crop.....												
2.3 Federal flood.....												
2.4 Private crop.....												
2.5 Private flood.....												
3. Farmowners multiple peril.....												
4. Homeowners multiple peril.....												
5.1 Commercial multiple peril (non-liability portion).....												
5.2 Commercial multiple peril (liability portion).....												
6. Mortgage guaranty.....												
8. Ocean marine.....												
9. Inland marine.....												
10. Financial guaranty.....												
11. Medical professional liability.....												
12. Earthquake.....												
13. Group accident and health (b).....												
14. Credit A&H (group and individual).....												
15.1 Collectively renewable A&H (b).....												
15.2 Non-cancelable A&H (b).....												
15.3 Guaranteed renewable A&H (b).....												
15.4 Non-renewable for stated reasons only (b).....												
15.5 Other accident only.....												
15.6 Medicare Title XVIII exempt from state taxes or fees.....												
15.7 All other A&H (b).....												
15.8 Federal employees health benefits plan premium.....												
16. Workers' compensation.....												
17.1 Other liability-occurrence.....												
17.2 Other liability-claims-made.....												
17.3 Excess workers' compensation.....												
18. Products liability.....												
19.1 Private passenger auto no-fault (personal injury protection).....												
19.2 Other private passenger auto liability.....												
19.3 Commercial auto no-fault (personal injury protection).....												
19.4 Other commercial auto liability.....												
21.1 Private passenger auto physical damage.....												
21.2 Commercial auto physical damage.....												
22. Aircraft (all perils).....												
23. Fidelity.....												
24. Surety.....												
26. Burglary and theft.....												
27. Boiler and machinery.....												
28. Credit.....												
30. Warranty.....												
34. Aggregate write-ins for other lines of business.....	0	0	0	0	0	0	0	0	0	0	0	0
35. TOTALS (a).....	0	0	0	0	0	0	0	0	0	0	0	0

DETAILS OF WRITE-INS

3401. ....												
3402. ....												
3403. ....												
3498. Summary of remaining write-ins for Line 34 from overflow page.....	0	0	0	0	0	0	0	0	0	0	0	0
3499. TOTALS (Lines 3401 through 3403 plus 3498) (Line 34 above).....	0	0	0	0	0	0	0	0	0	0	0	0

(a) Finance and service charges not included in Lines 1 to 35 \$.....0.  
(b) For health business on indicated lines report: Number of persons insured under PPO managed care products.....0 and number of persons insured under indemnity only products.....0.



**EXHIBIT OF PREMIUMS AND LOSSES (Statutory Page 14)**



NAIC Group Code.....0140    NAIC Company Code....15580    BUSINESS IN Other Alien # 97    DURING THE YEAR

19.97

Line of Business	Gross Premiums, Including Policy and Membership Fees, Less Return Premiums and Premiums on Policies not Taken		3 Dividends Paid or Credited to Policyholders on Direct Business	4 Direct Unearned Premium Reserves	5 Direct Losses Paid (deducting salvage)	6 Direct Losses Incurred	7 Direct Losses Unpaid	8 Direct Defense and Cost Containment Expense Paid	9 Direct Defense and Cost Containment Expense Incurred	10 Direct Defense and Cost Containment Expense Unpaid	11 Commissions and Brokerage Expenses	12 Taxes, Licenses and Fees
	1 Direct Premiums Written	2 Direct Premiums Earned										
1. Fire.....												
2.1 Allied lines.....												
2.2 Multiple peril crop.....												
2.3 Federal flood.....												
2.4 Private crop.....												
2.5 Private flood.....												
3. Farmowners multiple peril.....												
4. Homeowners multiple peril.....												
5.1 Commercial multiple peril (non-liability portion).....												
5.2 Commercial multiple peril (liability portion).....												
6. Mortgage guaranty.....												
8. Ocean marine.....												
9. Inland marine.....												
10. Financial guaranty.....												
11. Medical professional liability.....												
12. Earthquake.....												
13. Group accident and health (b).....												
14. Credit A&H (group and individual).....												
15.1 Collectively renewable A&H (b).....												
15.2 Non-cancelable A&H (b).....												
15.3 Guaranteed renewable A&H (b).....												
15.4 Non-renewable for stated reasons only (b).....												
15.5 Other accident only.....												
15.6 Medicare Title XVIII exempt from state taxes or fees.....												
15.7 All other A&H (b).....												
15.8 Federal employees health benefits plan premium.....												
16. Workers' compensation.....												
17.1 Other liability-occurrence.....												
17.2 Other liability-claims-made.....												
17.3 Excess workers' compensation.....												
18. Products liability.....												
19.1 Private passenger auto no-fault (personal injury protection).....												
19.2 Other private passenger auto liability.....												
19.3 Commercial auto no-fault (personal injury protection).....												
19.4 Other commercial auto liability.....												
21.1 Private passenger auto physical damage.....												
21.2 Commercial auto physical damage.....												
22. Aircraft (all perils).....												
23. Fidelity.....												
24. Surety.....												
26. Burglary and theft.....												
27. Boiler and machinery.....												
28. Credit.....												
30. Warranty.....												
34. Aggregate write-ins for other lines of business.....	0	0	0	0	0	0	0	0	0	0	0	0
35. TOTALS (a).....	0	0	0	0	0	0	0	0	0	0	0	0

DETAILS OF WRITE-INS

3401. ....												
3402. ....												
3403. ....												
3498. Summary of remaining write-ins for Line 34 from overflow page.....	0	0	0	0	0	0	0	0	0	0	0	0
3499. TOTALS (Lines 3401 through 3403 plus 3498) (Line 34 above).....	0	0	0	0	0	0	0	0	0	0	0	0

(a) Finance and service charges not included in Lines 1 to 35 \$.....0.  
(b) For health business on indicated lines report: Number of persons insured under PPO managed care products.....0 and number of persons insured under indemnity only products.....0.

**EXHIBIT OF PREMIUMS AND LOSSES (Statutory Page 14)**



NAIC Group Code.....0140    NAIC Company Code....15580    BUSINESS IN Other Alien # 98    DURING THE YEAR

Line of Business	Gross Premiums, Including Policy and Membership Fees, Less Return Premiums and Premiums on Policies not Taken		3 Dividends Paid or Credited to Policyholders on Direct Business	4 Direct Unearned Premium Reserves	5 Direct Losses Paid (deducting salvage)	6 Direct Losses Incurred	7 Direct Losses Unpaid	8 Direct Defense and Cost Containment Expense Paid	9 Direct Defense and Cost Containment Expense Incurred	10 Direct Defense and Cost Containment Expense Unpaid	11 Commissions and Brokerage Expenses	12 Taxes, Licenses and Fees
	1 Direct Premiums Written	2 Direct Premiums Earned										
1. Fire.....												
2.1 Allied lines.....												
2.2 Multiple peril crop.....												
2.3 Federal flood.....												
2.4 Private crop.....												
2.5 Private flood.....												
3. Farmowners multiple peril.....												
4. Homeowners multiple peril.....												
5.1 Commercial multiple peril (non-liability portion).....												
5.2 Commercial multiple peril (liability portion).....												
6. Mortgage guaranty.....												
8. Ocean marine.....												
9. Inland marine.....												
10. Financial guaranty.....												
11. Medical professional liability.....												
12. Earthquake.....												
13. Group accident and health (b).....												
14. Credit A&H (group and individual).....												
15.1 Collectively renewable A&H (b).....												
15.2 Non-cancelable A&H (b).....												
15.3 Guaranteed renewable A&H (b).....												
15.4 Non-renewable for stated reasons only (b).....												
15.5 Other accident only.....												
15.6 Medicare Title XVIII exempt from state taxes or fees.....												
15.7 All other A&H (b).....												
15.8 Federal employees health benefits plan premium.....												
16. Workers' compensation.....												
17.1 Other liability-occurrence.....												
17.2 Other liability-claims-made.....												
17.3 Excess workers' compensation.....												
18. Products liability.....												
19.1 Private passenger auto no-fault (personal injury protection).....												
19.2 Other private passenger auto liability.....												
19.3 Commercial auto no-fault (personal injury protection).....												
19.4 Other commercial auto liability.....												
21.1 Private passenger auto physical damage.....												
21.2 Commercial auto physical damage.....												
22. Aircraft (all perils).....												
23. Fidelity.....												
24. Surety.....												
26. Burglary and theft.....												
27. Boiler and machinery.....												
28. Credit.....												
30. Warranty.....												
34. Aggregate write-ins for other lines of business.....	0	0	0	0	0	0	0	0	0	0	0	0
35. TOTALS (a).....	0	0	0	0	0	0	0	0	0	0	0	0

**DETAILS OF WRITE-INS**

3401. ....												
3402. ....												
3403. ....												
3498. Summary of remaining write-ins for Line 34 from overflow page.....	0	0	0	0	0	0	0	0	0	0	0	0
3499. TOTALS (Lines 3401 through 3403 plus 3498) (Line 34 above).....	0	0	0	0	0	0	0	0	0	0	0	0

(a) Finance and service charges not included in Lines 1 to 35 \$.....0.  
(b) For health business on indicated lines report: Number of persons insured under PPO managed care products.....0 and number of persons insured under indemnity only products.....0.

**EXHIBIT OF PREMIUMS AND LOSSES (Statutory Page 14)**



NAIC Group Code.....0140    NAIC Company Code....15580    BUSINESS IN Other Alien # 99    DURING THE YEAR

19.99

Line of Business	Gross Premiums, Including Policy and Membership Fees, Less Return Premiums and Premiums on Policies not Taken		3 Dividends Paid or Credited to Policyholders on Direct Business	4 Direct Unearned Premium Reserves	5 Direct Losses Paid (deducting salvage)	6 Direct Losses Incurred	7 Direct Losses Unpaid	8 Direct Defense and Cost Containment Expense Paid	9 Direct Defense and Cost Containment Expense Incurred	10 Direct Defense and Cost Containment Expense Unpaid	11 Commissions and Brokerage Expenses	12 Taxes, Licenses and Fees
	1 Direct Premiums Written	2 Direct Premiums Earned										
1. Fire.....												
2.1 Allied lines.....												
2.2 Multiple peril crop.....												
2.3 Federal flood.....												
2.4 Private crop.....												
2.5 Private flood.....												
3. Farmowners multiple peril.....												
4. Homeowners multiple peril.....												
5.1 Commercial multiple peril (non-liability portion).....												
5.2 Commercial multiple peril (liability portion).....												
6. Mortgage guaranty.....												
8. Ocean marine.....												
9. Inland marine.....												
10. Financial guaranty.....												
11. Medical professional liability.....												
12. Earthquake.....												
13. Group accident and health (b).....												
14. Credit A&H (group and individual).....												
15.1 Collectively renewable A&H (b).....												
15.2 Non-cancelable A&H (b).....												
15.3 Guaranteed renewable A&H (b).....												
15.4 Non-renewable for stated reasons only (b).....												
15.5 Other accident only.....												
15.6 Medicare Title XVIII exempt from state taxes or fees.....												
15.7 All other A&H (b).....												
15.8 Federal employees health benefits plan premium.....												
16. Workers' compensation.....												
17.1 Other liability-occurrence.....												
17.2 Other liability-claims-made.....												
17.3 Excess workers' compensation.....												
18. Products liability.....												
19.1 Private passenger auto no-fault (personal injury protection).....												
19.2 Other private passenger auto liability.....												
19.3 Commercial auto no-fault (personal injury protection).....												
19.4 Other commercial auto liability.....												
21.1 Private passenger auto physical damage.....												
21.2 Commercial auto physical damage.....												
22. Aircraft (all perils).....												
23. Fidelity.....												
24. Surety.....												
26. Burglary and theft.....												
27. Boiler and machinery.....												
28. Credit.....												
30. Warranty.....												
34. Aggregate write-ins for other lines of business.....	0	0	0	0	0	0	0	0	0	0	0	0
35. TOTALS (a).....	0	0	0	0	0	0	0	0	0	0	0	0

DETAILS OF WRITE-INS

3401. ....												
3402. ....												
3403. ....												
3498. Summary of remaining write-ins for Line 34 from overflow page.....	0	0	0	0	0	0	0	0	0	0	0	0
3499. TOTALS (Lines 3401 through 3403 plus 3498) (Line 34 above).....	0	0	0	0	0	0	0	0	0	0	0	0

(a) Finance and service charges not included in Lines 1 to 35 \$.....0.  
(b) For health business on indicated lines report: Number of persons insured under PPO managed care products.....0 and number of persons insured under indemnity only products.....0.

**EXHIBIT OF PREMIUMS AND LOSSES (Statutory Page 14)**



NAIC Group Code.....0140    NAIC Company Code....15580    BUSINESS IN THE STATE OF **ALASKA** DURING THE YEAR

19.AK

Line of Business	Gross Premiums, Including Policy and Membership Fees, Less Return Premiums and Premiums on Policies not Taken		3 Dividends Paid or Credited to Policyholders on Direct Business	4 Direct Unearned Premium Reserves	5 Direct Losses Paid (deducting salvage)	6 Direct Losses Incurred	7 Direct Losses Unpaid	8 Direct Defense and Cost Containment Expense Paid	9 Direct Defense and Cost Containment Expense Incurred	10 Direct Defense and Cost Containment Expense Unpaid	11 Commissions and Brokerage Expenses	12 Taxes, Licenses and Fees
	1 Direct Premiums Written	2 Direct Premiums Earned										
1. Fire.....												
2.1 Allied lines.....	269	168		101							20	7
2.2 Multiple peril crop.....												
2.3 Federal flood.....												
2.4 Private crop.....												
2.5 Private flood.....												
3. Farmowners multiple peril.....												
4. Homeowners multiple peril.....												
5.1 Commercial multiple peril (non-liability portion).....												
5.2 Commercial multiple peril (liability portion).....												
6. Mortgage guaranty.....												
8. Ocean marine.....												
9. Inland marine.....												
10. Financial guaranty.....												
11. Medical professional liability.....												
12. Earthquake.....												
13. Group accident and health (b).....												
14. Credit A&H (group and individual).....												
15.1 Collectively renewable A&H (b).....												
15.2 Non-cancelable A&H (b).....												
15.3 Guaranteed renewable A&H (b).....												
15.4 Non-renewable for stated reasons only (b).....												
15.5 Other accident only.....												
15.6 Medicare Title XVIII exempt from state taxes or fees.....												
15.7 All other A&H (b).....												
15.8 Federal employees health benefits plan premium.....												
16. Workers' compensation.....												
17.1 Other liability-occurrence.....						233	245		78	124		2,254
17.2 Other liability-claims-made.....						(235)	527		(640)	617		
17.3 Excess workers' compensation.....												
18. Products liability.....												
19.1 Private passenger auto no-fault (personal injury protection).....												
19.2 Other private passenger auto liability.....												
19.3 Commercial auto no-fault (personal injury protection).....												
19.4 Other commercial auto liability.....												
21.1 Private passenger auto physical damage.....												
21.2 Commercial auto physical damage.....												
22. Aircraft (all perils).....												
23. Fidelity.....												
24. Surety.....												
26. Burglary and theft.....												
27. Boiler and machinery.....												
28. Credit.....												
30. Warranty.....												
34. Aggregate write-ins for other lines of business.....	0	0	0	0	0	0	0	0	0	0	0	0
35. TOTALS (a).....	269	168	0	101	0	(2)	772	0	(562)	741	20	2,261

**DETAILS OF WRITE-INS**

3401. ....												
3402. ....												
3403. ....												
3498. Summary of remaining write-ins for Line 34 from overflow page.....	0	0	0	0	0	0	0	0	0	0	0	0
3499. TOTALS (Lines 3401 through 3403 plus 3498) (Line 34 above).....	0	0	0	0	0	0	0	0	0	0	0	0

(a) Finance and service charges not included in Lines 1 to 35 \$.....0.  
(b) For health business on indicated lines report: Number of persons insured under PPO managed care products.....0 and number of persons insured under indemnity only products.....0.

**EXHIBIT OF PREMIUMS AND LOSSES (Statutory Page 14)**



NAIC Group Code.....0140    NAIC Company Code....15580    BUSINESS IN THE STATE OF ALABAMA    DURING THE YEAR

19.A.L

Line of Business	Gross Premiums, Including Policy and Membership Fees, Less Return Premiums and Premiums on Policies not Taken		3 Dividends Paid or Credited to Policyholders on Direct Business	4 Direct Unearned Premium Reserves	5 Direct Losses Paid (deducting salvage)	6 Direct Losses Incurred	7 Direct Losses Unpaid	8 Direct Defense and Cost Containment Expense Paid	9 Direct Defense and Cost Containment Expense Incurred	10 Direct Defense and Cost Containment Expense Unpaid	11 Commissions and Brokerage Expenses	12 Taxes, Licenses and Fees
	1 Direct Premiums Written	2 Direct Premiums Earned										
1. Fire.....												
2.1 Allied lines.....	56,779	67,032		5,530	79,199	72,487	9,095		(204)	2,231	13,445	2,146
2.2 Multiple peril crop.....												
2.3 Federal flood.....												
2.4 Private crop.....												
2.5 Private flood.....												
3. Farmowners multiple peril.....												
4. Homeowners multiple peril.....												
5.1 Commercial multiple peril (non-liability portion).....	4,249	4,522		724	9,757	10,019	989		(775)	930	981	153
5.2 Commercial multiple peril (liability portion).....					11,040	11,040						
6. Mortgage guaranty.....												
8. Ocean marine.....												
9. Inland marine.....												
10. Financial guaranty.....												
11. Medical professional liability.....												
12. Earthquake.....	2,667	4,690		85		12	12				651	112
13. Group accident and health (b).....												
14. Credit A&H (group and individual).....												
15.1 Collectively renewable A&H (b).....												
15.2 Non-cancelable A&H (b).....												
15.3 Guaranteed renewable A&H (b).....												
15.4 Non-renewable for stated reasons only (b).....												
15.5 Other accident only.....												
15.6 Medicare Title XVIII exempt from state taxes or fees.....												
15.7 All other A&H (b).....												
15.8 Federal employees health benefits plan premium.....												
16. Workers' compensation.....												250
17.1 Other liability-occurrence.....	33,408	54,374		3,124	13,363	(10,784)	51,511	23	(14,065)	38,889	7,439	1,380
17.2 Other liability-claims-made.....	2,444,255	2,382,849		991,629	225,941	220,134	1,307,796	210,141	(253,252)	1,209,297	709,825	86,658
17.3 Excess workers' compensation.....												
18. Products liability.....												
19.1 Private passenger auto no-fault (personal injury protection).....												
19.2 Other private passenger auto liability.....												
19.3 Commercial auto no-fault (personal injury protection).....												
19.4 Other commercial auto liability.....	28,816	35,286		9,892	(38)	(15,526)	18,485		(1,328)	3,678	6,182	1,054
21.1 Private passenger auto physical damage.....												
21.2 Commercial auto physical damage.....	20,304	23,140		6,320	(12,903)	(13,887)	(265)		(1,706)	3,241	4,485	746
22. Aircraft (all perils).....												
23. Fidelity.....												
24. Surety.....												
26. Burglary and theft.....	44	495		13	18,422	8,929			(20,000)		10	5
27. Boiler and machinery.....	5,925	8,132		502	29,559	28,307	748		127	225	1,442	233
28. Credit.....												
30. Warranty.....												
34. Aggregate write-ins for other lines of business.....	0	0	0	0	0	0	0	0	0	0	0	0
35. TOTALS (a).....	2,596,447	2,580,520	0	1,017,819	374,340	310,731	1,388,371	210,164	(291,203)	1,258,491	744,460	92,737

**DETAILS OF WRITE-INS**

3401. ....												
3402. ....												
3403. ....												
3498. Summary of remaining write-ins for Line 34 from overflow page.....	0	0	0	0	0	0	0	0	0	0	0	0
3499. TOTALS (Lines 3401 through 3403 plus 3498) (Line 34 above).....	0	0	0	0	0	0	0	0	0	0	0	0

(a) Finance and service charges not included in Lines 1 to 35 \$.....0.  
(b) For health business on indicated lines report: Number of persons insured under PPO managed care products.....0 and number of persons insured under indemnity only products.....0.

**EXHIBIT OF PREMIUMS AND LOSSES (Statutory Page 14)**



NAIC Group Code.....0140    NAIC Company Code....15580

BUSINESS IN THE STATE OF    ARKANSAS    DURING THE YEAR

19.A.R

Line of Business	Gross Premiums, Including Policy and Membership Fees, Less Return Premiums and Premiums on Policies not Taken		3 Dividends Paid or Credited to Policyholders on Direct Business	4 Direct Unearned Premium Reserves	5 Direct Losses Paid (deducting salvage)	6 Direct Losses Incurred	7 Direct Losses Unpaid	8 Direct Defense and Cost Containment Expense Paid	9 Direct Defense and Cost Containment Expense Incurred	10 Direct Defense and Cost Containment Expense Unpaid	11 Commissions and Brokerage Expenses	12 Taxes, Licenses and Fees
	1 Direct Premiums Written	2 Direct Premiums Earned										
1. Fire.....												
2.1 Allied lines.....	310	194		116		10	10		1	1	23	8
2.2 Multiple peril crop.....												
2.3 Federal flood.....												
2.4 Private crop.....												
2.5 Private flood.....												
3. Farmowners multiple peril.....												
4. Homeowners multiple peril.....												
5.1 Commercial multiple peril (non-liability portion).....						(55)	577		61	222		
5.2 Commercial multiple peril (liability portion).....												
6. Mortgage guaranty.....												
8. Ocean marine.....												
9. Inland marine.....												
10. Financial guaranty.....												
11. Medical professional liability.....												
12. Earthquake.....												
13. Group accident and health (b).....												
14. Credit A&H (group and individual).....												
15.1 Collectively renewable A&H (b).....												
15.2 Non-cancelable A&H (b).....												
15.3 Guaranteed renewable A&H (b).....												
15.4 Non-renewable for stated reasons only (b).....												
15.5 Other accident only.....												
15.6 Medicare Title XVIII exempt from state taxes or fees.....												
15.7 All other A&H (b).....												
15.8 Federal employees health benefits plan premium.....												
16. Workers' compensation.....												
17.1 Other liability-occurrence.....						603	1,586		309	533		
17.2 Other liability-claims-made.....	520,813	533,076		226,949	12,803	34,947	183,250	40,666	24,894	211,931	155,680	19,420
17.3 Excess workers' compensation.....												
18. Products liability.....												
19.1 Private passenger auto no-fault (personal injury protection).....												
19.2 Other private passenger auto liability.....												
19.3 Commercial auto no-fault (personal injury protection).....												
19.4 Other commercial auto liability.....												
21.1 Private passenger auto physical damage.....												
21.2 Commercial auto physical damage.....												
22. Aircraft (all perils).....												
23. Fidelity.....												
24. Surety.....												
26. Burglary and theft.....	1,031	1,031		129							296	26
27. Boiler and machinery.....												
28. Credit.....												
30. Warranty.....												
34. Aggregate write-ins for other lines of business.....	0	0	0	0	0	0	0	0	0	0	0	0
35. TOTALS (a).....	522,154	534,301	0	227,194	12,803	35,505	185,423	40,666	25,265	212,687	155,999	19,454

**DETAILS OF WRITE-INS**

3401. ....												
3402. ....												
3403. ....												
3498. Summary of remaining write-ins for Line 34 from overflow page.....	0	0	0	0	0	0	0	0	0	0	0	0
3499. TOTALS (Lines 3401 through 3403 plus 3498) (Line 34 above).....	0	0	0	0	0	0	0	0	0	0	0	0

(a) Finance and service charges not included in Lines 1 to 35 \$.....0.  
(b) For health business on indicated lines report: Number of persons insured under PPO managed care products.....0 and number of persons insured under indemnity only products.....0.

**EXHIBIT OF PREMIUMS AND LOSSES (Statutory Page 14)**



NAIC Group Code.....0140    NAIC Company Code....15580

BUSINESS IN AMERICAN SAMOA    DURING THE YEAR

19.A.5

Line of Business	Gross Premiums, Including Policy and Membership Fees, Less Return Premiums and Premiums on Policies not Taken		3 Dividends Paid or Credited to Policyholders on Direct Business	4 Direct Unearned Premium Reserves	5 Direct Losses Paid (deducting salvage)	6 Direct Losses Incurred	7 Direct Losses Unpaid	8 Direct Defense and Cost Containment Expense Paid	9 Direct Defense and Cost Containment Expense Incurred	10 Direct Defense and Cost Containment Expense Unpaid	11 Commissions and Brokerage Expenses	12 Taxes, Licenses and Fees
	1 Direct Premiums Written	2 Direct Premiums Earned										
1. Fire.....												
2.1 Allied lines.....												
2.2 Multiple peril crop.....												
2.3 Federal flood.....												
2.4 Private crop.....												
2.5 Private flood.....												
3. Farmowners multiple peril.....												
4. Homeowners multiple peril.....												
5.1 Commercial multiple peril (non-liability portion).....												
5.2 Commercial multiple peril (liability portion).....												
6. Mortgage guaranty.....												
8. Ocean marine.....												
9. Inland marine.....												
10. Financial guaranty.....												
11. Medical professional liability.....												
12. Earthquake.....												
13. Group accident and health (b).....												
14. Credit A&H (group and individual).....												
15.1 Collectively renewable A&H (b).....												
15.2 Non-cancelable A&H (b).....												
15.3 Guaranteed renewable A&H (b).....												
15.4 Non-renewable for stated reasons only (b).....												
15.5 Other accident only.....												
15.6 Medicare Title XVIII exempt from state taxes or fees.....												
15.7 All other A&H (b).....												
15.8 Federal employees health benefits plan premium.....												
16. Workers' compensation.....												
17.1 Other liability-occurrence.....												
17.2 Other liability-claims-made.....												
17.3 Excess workers' compensation.....												
18. Products liability.....												
19.1 Private passenger auto no-fault (personal injury protection).....												
19.2 Other private passenger auto liability.....												
19.3 Commercial auto no-fault (personal injury protection).....												
19.4 Other commercial auto liability.....												
21.1 Private passenger auto physical damage.....												
21.2 Commercial auto physical damage.....												
22. Aircraft (all perils).....												
23. Fidelity.....												
24. Surety.....												
26. Burglary and theft.....												
27. Boiler and machinery.....												
28. Credit.....												
30. Warranty.....												
34. Aggregate write-ins for other lines of business.....	0	0	0	0	0	0	0	0	0	0	0	0
35. TOTALS (a).....	0	0	0	0	0	0	0	0	0	0	0	0

DETAILS OF WRITE-INS

3401. ....												
3402. ....												
3403. ....												
3498. Summary of remaining write-ins for Line 34 from overflow page.....	0	0	0	0	0	0	0	0	0	0	0	0
3499. TOTALS (Lines 3401 through 3403 plus 3498) (Line 34 above).....	0	0	0	0	0	0	0	0	0	0	0	0

(a) Finance and service charges not included in Lines 1 to 35 \$.....0.  
(b) For health business on indicated lines report: Number of persons insured under PPO managed care products.....0 and number of persons insured under indemnity only products.....0.

**EXHIBIT OF PREMIUMS AND LOSSES (Statutory Page 14)**



NAIC Group Code.....0140    NAIC Company Code....15580

BUSINESS IN THE STATE OF    ARIZONA    DURING THE YEAR

19.AZ

Line of Business	Gross Premiums, Including Policy and Membership Fees, Less Return Premiums and Premiums on Policies not Taken		3 Dividends Paid or Credited to Policyholders on Direct Business	4 Direct Unearned Premium Reserves	5 Direct Losses Paid (deducting salvage)	6 Direct Losses Incurred	7 Direct Losses Unpaid	8 Direct Defense and Cost Containment Expense Paid	9 Direct Defense and Cost Containment Expense Incurred	10 Direct Defense and Cost Containment Expense Unpaid	11 Commissions and Brokerage Expenses	12 Taxes, Licenses and Fees
	1 Direct Premiums Written	2 Direct Premiums Earned										
1. Fire.....	844,391	827,961		353,567	551,880	491,972	23,766	7,021	9,354	17,064	221,333	
2.1 Allied lines.....	1,105,435	1,148,421		673,099	227,802	217,718	92,496	6,542	9,267	17,556	249,982	
2.2 Multiple peril crop.....												
2.3 Federal flood.....												
2.4 Private crop.....												
2.5 Private flood.....												
3. Farmowners multiple peril.....												
4. Homeowners multiple peril.....	464,417	445,438		258,709	113,469	141,750	44,368	531	1,415	8,525	118,535	
5.1 Commercial multiple peril (non-liability portion).....	2,952,824	2,951,503		1,327,669	2,237,007	1,384,130	308,597	78,497	40,373	85,881	690,754	
5.2 Commercial multiple peril (liability portion).....	3,371,856	3,323,730		1,349,607	1,546,775	3,311,938	5,300,753	496,139	622,799	1,488,762	778,039	
6. Mortgage guaranty.....												
8. Ocean marine.....												
9. Inland marine.....	317,311	257,969		118,599	25,634	306	4,674		314	1,614	80,981	
10. Financial guaranty.....												
11. Medical professional liability.....												
12. Earthquake.....												
13. Group accident and health (b).....												
14. Credit A&H (group and individual).....												
15.1 Collectively renewable A&H (b).....												
15.2 Non-cancelable A&H (b).....												
15.3 Guaranteed renewable A&H (b).....												
15.4 Non-renewable for stated reasons only (b).....												
15.5 Other accident only.....												
15.6 Medicare Title XVIII exempt from state taxes or fees.....												
15.7 All other A&H (b).....												
15.8 Federal employees health benefits plan premium.....												
16. Workers' compensation.....												
17.1 Other liability-occurrence.....	5,898,294	5,851,151		2,557,817	2,293,800	2,076,151	9,131,789	734,882	958,506	2,185,946	1,339,940	
17.2 Other liability-claims-made.....	1,870,232	1,303,363		1,086,322	2,448,491	2,599,479	734,179	275,885	290,136	260,142	433,633	
17.3 Excess workers' compensation.....												
18. Products liability.....	252,860	234,793		94,551	292,952	67,172	894,327	209,341	(448,856)	948,045	55,410	
19.1 Private passenger auto no-fault (personal injury protection).....												
19.2 Other private passenger auto liability.....												
19.3 Commercial auto no-fault (personal injury protection).....												
19.4 Other commercial auto liability.....	813,315	733,105		415,297	775,395	(340,476)	1,320,622	45,281	(82,298)	162,232	139,982	26
21.1 Private passenger auto physical damage.....												
21.2 Commercial auto physical damage.....	31,090	29,077		10,671	1	(865)	48		(2,121)	2,783	6,759	
22. Aircraft (all perils).....												
23. Fidelity.....												
24. Surety.....												
26. Burglary and theft.....	525	525		197							121	
27. Boiler and machinery.....	17,657	17,287		7,658		(2,297)	1,230		55	102	4,102	
28. Credit.....	12,923	6,151		18,728	1	25,363	11,995				51	
30. Warranty.....												
34. Aggregate write-ins for other lines of business.....	0	0	0	0	0	0	0	0	0	0	0	0
35. TOTALS (a).....	17,953,130	17,130,474	0	8,272,491	10,513,207	9,972,341	17,868,844	1,854,119	1,398,944	5,178,652	4,119,622	26

**DETAILS OF WRITE-INS**

3401. ....												
3402. ....												
3403. ....												
3498. Summary of remaining write-ins for Line 34 from overflow page.....	0	0	0	0	0	0	0	0	0	0	0	0
3499. TOTALS (Lines 3401 through 3403 plus 3498) (Line 34 above).....	0	0	0	0	0	0	0	0	0	0	0	0

(a) Finance and service charges not included in Lines 1 to 35 \$.....90.

(b) For health business on indicated lines report: Number of persons insured under PPO managed care products.....0 and number of persons insured under indemnity only products.....0.



**EXHIBIT OF PREMIUMS AND LOSSES (Statutory Page 14)**



NAIC Group Code.....0140    NAIC Company Code....15580

BUSINESS IN THE STATE OF    CALIFORNIA    DURING THE YEAR

Line of Business	Gross Premiums, Including Policy and Membership Fees, Less Return Premiums and Premiums on Policies not Taken		3 Dividends Paid or Credited to Policyholders on Direct Business	4 Direct Unearned Premium Reserves	5 Direct Losses Paid (deducting salvage)	6 Direct Losses Incurred	7 Direct Losses Unpaid	8 Direct Defense and Cost Containment Expense Paid	9 Direct Defense and Cost Containment Expense Incurred	10 Direct Defense and Cost Containment Expense Unpaid	11 Commissions and Brokerage Expenses	12 Taxes, Licenses and Fees
	1 Direct Premiums Written	2 Direct Premiums Earned										
1. Fire.....	78,536	67,512		33,818	6,070	9,822	6,354	526	542	444	19,104	1,896
2.1 Allied lines.....	285,695	192,668		168,575	3,505	14,338	23,675	257	1,519	2,150	62,693	7,079
2.2 Multiple peril crop.....												
2.3 Federal flood.....												
2.4 Private crop.....												
2.5 Private flood.....												
3. Farmowners multiple peril.....												
4. Homeowners multiple peril.....												
5.1 Commercial multiple peril (non-liability portion).....	3,332,612	3,090,139		1,489,386	17,706,279	31,910,856	16,126,201	53,154	552,450	555,162	995,686	84,082
5.2 Commercial multiple peril (liability portion).....	5,181,372	5,026,383		2,106,072	4,530,105	2,323,739	5,399,705	803,146	667,859	2,251,996	1,546,117	128,772
6. Mortgage guaranty.....												
8. Ocean marine.....												
9. Inland marine.....	4,425,375	4,837,898		1,770,300	1,627,023	2,248,844	1,070,718	10,785	22,690	41,074	883,087	108,520
10. Financial guaranty.....												
11. Medical professional liability.....						(2,271)	220		(3,256)	796		
12. Earthquake.....												
13. Group accident and health (b).....												
14. Credit A&H (group and individual).....												
15.1 Collectively renewable A&H (b).....												
15.2 Non-cancelable A&H (b).....												
15.3 Guaranteed renewable A&H (b).....												
15.4 Non-renewable for stated reasons only (b).....												
15.5 Other accident only.....												
15.6 Medicare Title XVIII exempt from state taxes or fees.....												
15.7 All other A&H (b).....												
15.8 Federal employees health benefits plan premium.....												
16. Workers' compensation.....												
17.1 Other liability-occurrence.....	13,024,624	12,895,170		5,863,739	5,038,468	5,654,613	20,934,588	697,501	1,027,764	3,132,554	3,230,189	342,356
17.2 Other liability-claims-made.....	16,274,693	15,387,309		7,750,508	2,738,157	3,003,661	8,132,941	1,641,148	3,090,847	7,067,215	4,460,613	405,217
17.3 Excess workers' compensation.....												
18. Products liability.....	63	155		16		(1,649)	4,335		(782)	3,424	19	2
19.1 Private passenger auto no-fault (personal injury protection).....												
19.2 Other private passenger auto liability.....												
19.3 Commercial auto no-fault (personal injury protection).....												
19.4 Other commercial auto liability.....	25,334,637	26,990,732		10,094,637	14,182,275	15,697,800	41,047,139	2,234,915	3,016,155	4,404,392	5,232,476	649,263
21.1 Private passenger auto physical damage.....												
21.2 Commercial auto physical damage.....	14,587,714	15,484,664		5,392,603	9,006,795	8,704,583	890,348	1,204,454	1,720,565	1,924,300	2,976,490	357,905
22. Aircraft (all perils).....												
23. Fidelity.....												
24. Surety.....												
26. Burglary and theft.....	5,617	4,494		2,927							1,312	137
27. Boiler and machinery.....	276,548	255,822		117,482		580	1,139		5	8	81,664	6,942
28. Credit.....												
30. Warranty.....												
34. Aggregate write-ins for other lines of business.....	0	0	0	0	0	0	0	0	0	0	0	0
35. TOTALS (a).....	82,807,486	84,232,946	0	34,790,063	54,838,677	69,564,916	93,637,363	6,645,886	10,096,358	19,383,515	19,489,450	2,092,171

**DETAILS OF WRITE-INS**

3401. ....												
3402. ....												
3403. ....												
3498. Summary of remaining write-ins for Line 34 from overflow page.....	0	0	0	0	0	0	0	0	0	0	0	0
3499. TOTALS (Lines 3401 through 3403 plus 3498) (Line 34 above).....	0	0	0	0	0	0	0	0	0	0	0	0

(a) Finance and service charges not included in Lines 1 to 35 \$.....88,107.  
(b) For health business on indicated lines report: Number of persons insured under PPO managed care products.....0 and number of persons insured under indemnity only products.....0.

**EXHIBIT OF PREMIUMS AND LOSSES (Statutory Page 14)**



NAIC Group Code.....0140    NAIC Company Code....15580

BUSINESS IN CANADA    DURING THE YEAR

19.CN

Line of Business	Gross Premiums, Including Policy and Membership Fees, Less Return Premiums and Premiums on Policies not Taken		3 Dividends Paid or Credited to Policyholders on Direct Business	4 Direct Unearned Premium Reserves	5 Direct Losses Paid (deducting salvage)	6 Direct Losses Incurred	7 Direct Losses Unpaid	8 Direct Defense and Cost Containment Expense Paid	9 Direct Defense and Cost Containment Expense Incurred	10 Direct Defense and Cost Containment Expense Unpaid	11 Commissions and Brokerage Expenses	12 Taxes, Licenses and Fees
	1 Direct Premiums Written	2 Direct Premiums Earned										
1. Fire.....												
2.1 Allied lines.....	2,555	1,597		958		83	83		5	5	192	38
2.2 Multiple peril crop.....												
2.3 Federal flood.....												
2.4 Private crop.....												
2.5 Private flood.....												
3. Farmowners multiple peril.....												
4. Homeowners multiple peril.....												
5.1 Commercial multiple peril (non-liability portion).....												
5.2 Commercial multiple peril (liability portion).....												
6. Mortgage guaranty.....												
8. Ocean marine.....												
9. Inland marine.....												
10. Financial guaranty.....												
11. Medical professional liability.....												
12. Earthquake.....												
13. Group accident and health (b).....												
14. Credit A&H (group and individual).....												
15.1 Collectively renewable A&H (b).....												
15.2 Non-cancelable A&H (b).....												
15.3 Guaranteed renewable A&H (b).....												
15.4 Non-renewable for stated reasons only (b).....												
15.5 Other accident only.....												
15.6 Medicare Title XVIII exempt from state taxes or fees.....												
15.7 All other A&H (b).....												
15.8 Federal employees health benefits plan premium.....												
16. Workers' compensation.....												
17.1 Other liability-occurrence.....												
17.2 Other liability-claims-made.....	362,497	217,902		204,095		28,952	238,166		6,837	28,169	34,064	3,438
17.3 Excess workers' compensation.....												
18. Products liability.....												
19.1 Private passenger auto no-fault (personal injury protection).....												
19.2 Other private passenger auto liability.....												
19.3 Commercial auto no-fault (personal injury protection).....												
19.4 Other commercial auto liability.....												
21.1 Private passenger auto physical damage.....												
21.2 Commercial auto physical damage.....												
22. Aircraft (all perils).....												
23. Fidelity.....												
24. Surety.....												
26. Burglary and theft.....												
27. Boiler and machinery.....												
28. Credit.....												
30. Warranty.....												
34. Aggregate write-ins for other lines of business.....	0	0	0	0	0	0	0	0	0	0	0	0
35. TOTALS (a).....	365,052	219,499	0	205,053	0	29,035	238,249	0	6,842	28,174	34,256	3,476

**DETAILS OF WRITE-INS**

3401. ....												
3402. ....												
3403. ....												
3498. Summary of remaining write-ins for Line 34 from overflow page.....	0	0	0	0	0	0	0	0	0	0	0	0
3499. TOTALS (Lines 3401 through 3403 plus 3498) (Line 34 above).....	0	0	0	0	0	0	0	0	0	0	0	0

(a) Finance and service charges not included in Lines 1 to 35 \$.....0.  
(b) For health business on indicated lines report: Number of persons insured under PPO managed care products.....0 and number of persons insured under indemnity only products.....0.

**EXHIBIT OF PREMIUMS AND LOSSES (Statutory Page 14)**



NAIC Group Code.....0140    NAIC Company Code....15580

BUSINESS IN THE STATE OF    COLORADO    DURING THE YEAR

Line of Business	Gross Premiums, Including Policy and Membership Fees, Less Return Premiums and Premiums on Policies not Taken		3 Dividends Paid or Credited to Policyholders on Direct Business	4 Direct Unearned Premium Reserves	5 Direct Losses Paid (deducting salvage)	6 Direct Losses Incurred	7 Direct Losses Unpaid	8 Direct Defense and Cost Containment Expense Paid	9 Direct Defense and Cost Containment Expense Incurred	10 Direct Defense and Cost Containment Expense Unpaid	11 Commissions and Brokerage Expenses	12 Taxes, Licenses and Fees
	1 Direct Premiums Written	2 Direct Premiums Earned										
1. Fire.....												
2.1 Allied lines.....	5,456	6,773		1,236	1	(98)	476		3	99	1,185	109
2.2 Multiple peril crop.....												
2.3 Federal flood.....												
2.4 Private crop.....												
2.5 Private flood.....												
3. Farmowners multiple peril.....												
4. Homeowners multiple peril.....												
5.1 Commercial multiple peril (non-liability portion).....	(679)	4,574			13,845	7,066	11,607		(6,008)	840	(96)	(14)
5.2 Commercial multiple peril (liability portion).....	16,043	14,856		3,666	3	797	6,532		225	3,578	3,686	323
6. Mortgage guaranty.....												
8. Ocean marine.....												
9. Inland marine.....		2,099				80	80		7	7		
10. Financial guaranty.....												
11. Medical professional liability.....												
12. Earthquake.....												
13. Group accident and health (b).....												
14. Credit A&H (group and individual).....												
15.1 Collectively renewable A&H (b).....												
15.2 Non-cancelable A&H (b).....												
15.3 Guaranteed renewable A&H (b).....												
15.4 Non-renewable for stated reasons only (b).....												
15.5 Other accident only.....												
15.6 Medicare Title XVIII exempt from state taxes or fees.....												
15.7 All other A&H (b).....												
15.8 Federal employees health benefits plan premium.....												
16. Workers' compensation.....												
17.1 Other liability-occurrence.....	53,430	59,051		2,570	1,629	(2,531)	28,456		4,953	23,570	12,035	1,069
17.2 Other liability-claims-made.....	3,562,687	3,436,258		1,586,405	366,640	757,649	1,705,328	1,054,131	994,868	2,003,014	1,026,324	74,228
17.3 Excess workers' compensation.....												
18. Products liability.....						(483)	517		(133)	426		
19.1 Private passenger auto no-fault (personal injury protection).....												
19.2 Other private passenger auto liability.....												
19.3 Commercial auto no-fault (personal injury protection).....												
19.4 Other commercial auto liability.....	120,002	121,513		20,324	2,627	17,695	301,840		(532)	82,770	26,093	2,403
21.1 Private passenger auto physical damage.....												
21.2 Commercial auto physical damage.....	46,659	46,056		7,064	7,192	7,552	2,729		(230)	1,922	9,453	1,117
22. Aircraft (all perils).....												
23. Fidelity.....												
24. Surety.....												
26. Burglary and theft.....		186										
27. Boiler and machinery.....	642	925		89		(39)	79			1	148	13
28. Credit.....												
30. Warranty.....												
34. Aggregate write-ins for other lines of business.....	0	0	0	0	0	0	0	0	0	0	0	0
35. TOTALS (a).....	3,804,240	3,692,291	0	1,621,354	391,937	787,688	2,057,644	1,054,131	993,153	2,116,227	1,078,828	79,248

**DETAILS OF WRITE-INS**

3401. ....												
3402. ....												
3403. ....												
3498. Summary of remaining write-ins for Line 34 from overflow page.....	0	0	0	0	0	0	0	0	0	0	0	0
3499. TOTALS (Lines 3401 through 3403 plus 3498) (Line 34 above).....	0	0	0	0	0	0	0	0	0	0	0	0

(a) Finance and service charges not included in Lines 1 to 35 \$.....0.  
(b) For health business on indicated lines report: Number of persons insured under PPO managed care products.....0 and number of persons insured under indemnity only products.....0.

**EXHIBIT OF PREMIUMS AND LOSSES (Statutory Page 14)**



NAIC Group Code.....0140    NAIC Company Code....15580

BUSINESS IN THE STATE OF CONNECTICUT DURING THE YEAR

19.CT

Line of Business	Gross Premiums, Including Policy and Membership Fees, Less Return Premiums and Premiums on Policies not Taken		3 Dividends Paid or Credited to Policyholders on Direct Business	4 Direct Unearned Premium Reserves	5 Direct Losses Paid (deducting salvage)	6 Direct Losses Incurred	7 Direct Losses Unpaid	8 Direct Defense and Cost Containment Expense Paid	9 Direct Defense and Cost Containment Expense Incurred	10 Direct Defense and Cost Containment Expense Unpaid	11 Commissions and Brokerage Expenses	12 Taxes, Licenses and Fees
	1 Direct Premiums Written	2 Direct Premiums Earned										
1. Fire.....												
2.1 Allied lines.....	629	393		236		21	21		1	1	47	14
2.2 Multiple peril crop.....												
2.3 Federal flood.....												
2.4 Private crop.....												
2.5 Private flood.....												
3. Farmowners multiple peril.....												
4. Homeowners multiple peril.....												
5.1 Commercial multiple peril (non-liability portion).....												
5.2 Commercial multiple peril (liability portion).....												
6. Mortgage guaranty.....												
8. Ocean marine.....												
9. Inland marine.....												
10. Financial guaranty.....												
11. Medical professional liability.....												
12. Earthquake.....												
13. Group accident and health (b).....												
14. Credit A&H (group and individual).....												
15.1 Collectively renewable A&H (b).....												
15.2 Non-cancelable A&H (b).....												
15.3 Guaranteed renewable A&H (b).....												
15.4 Non-renewable for stated reasons only (b).....												
15.5 Other accident only.....												
15.6 Medicare Title XVIII exempt from state taxes or fees.....												
15.7 All other A&H (b).....												
15.8 Federal employees health benefits plan premium.....												
16. Workers' compensation.....												
17.1 Other liability-occurrence.....												276
17.2 Other liability-claims-made.....	1,246,091	1,134,809		715,900		331,075	590,051		48,411	84,024	119,328	22,089
17.3 Excess workers' compensation.....												
18. Products liability.....												
19.1 Private passenger auto no-fault (personal injury protection).....												
19.2 Other private passenger auto liability.....												
19.3 Commercial auto no-fault (personal injury protection).....												
19.4 Other commercial auto liability.....												
21.1 Private passenger auto physical damage.....												
21.2 Commercial auto physical damage.....												
22. Aircraft (all perils).....												
23. Fidelity.....												
24. Surety.....												
26. Burglary and theft.....												
27. Boiler and machinery.....												
28. Credit.....												
30. Warranty.....												
34. Aggregate write-ins for other lines of business.....	0	0	0	0	0	0	0	0	0	0	0	0
35. TOTALS (a).....	1,246,720	1,135,202	0	716,136	0	331,096	590,072	0	48,412	84,025	119,375	22,379

**DETAILS OF WRITE-INS**

3401. ....												
3402. ....												
3403. ....												
3498. Summary of remaining write-ins for Line 34 from overflow page.....	0	0	0	0	0	0	0	0	0	0	0	0
3499. TOTALS (Lines 3401 through 3403 plus 3498) (Line 34 above).....	0	0	0	0	0	0	0	0	0	0	0	0

(a) Finance and service charges not included in Lines 1 to 35 \$.....0.  
(b) For health business on indicated lines report: Number of persons insured under PPO managed care products.....0 and number of persons insured under indemnity only products.....0.

**EXHIBIT OF PREMIUMS AND LOSSES (Statutory Page 14)**



NAIC Group Code.....0140    NAIC Company Code....15580    BUSINESS IN THE STATE OF DISTRICT OF COLUMBIA DURING THE YEAR

19.DC

Line of Business	Gross Premiums, Including Policy and Membership Fees, Less Return Premiums and Premiums on Policies not Taken		3 Dividends Paid or Credited to Policyholders on Direct Business	4 Direct Unearned Premium Reserves	5 Direct Losses Paid (deducting salvage)	6 Direct Losses Incurred	7 Direct Losses Unpaid	8 Direct Defense and Cost Containment Expense Paid	9 Direct Defense and Cost Containment Expense Incurred	10 Direct Defense and Cost Containment Expense Unpaid	11 Commissions and Brokerage Expenses	12 Taxes, Licenses and Fees
	1 Direct Premiums Written	2 Direct Premiums Earned										
1. Fire.....												
2.1 Allied lines.....	422	86		336							62	7
2.2 Multiple peril crop.....												
2.3 Federal flood.....												
2.4 Private crop.....												
2.5 Private flood.....												
3. Farmowners multiple peril.....												
4. Homeowners multiple peril.....												
5.1 Commercial multiple peril (non-liability portion).....						5	41		11	58		
5.2 Commercial multiple peril (liability portion).....												
6. Mortgage guaranty.....												
8. Ocean marine.....												
9. Inland marine.....												
10. Financial guaranty.....												
11. Medical professional liability.....												
12. Earthquake.....												
13. Group accident and health (b).....												
14. Credit A&H (group and individual).....												
15.1 Collectively renewable A&H (b).....												
15.2 Non-cancelable A&H (b).....												
15.3 Guaranteed renewable A&H (b).....												
15.4 Non-renewable for stated reasons only (b).....												
15.5 Other accident only.....												
15.6 Medicare Title XVIII exempt from state taxes or fees.....												
15.7 All other A&H (b).....												
15.8 Federal employees health benefits plan premium.....												
16. Workers' compensation.....												
17.1 Other liability-occurrence.....						(100)	584		(97)	126		
17.2 Other liability-claims-made.....	1,081,885	922,963		518,246	3,044,458	2,745,518	736,255	283,221	423,561	593,166	290,272	19,739
17.3 Excess workers' compensation.....												
18. Products liability.....												
19.1 Private passenger auto no-fault (personal injury protection).....												
19.2 Other private passenger auto liability.....												
19.3 Commercial auto no-fault (personal injury protection).....												
19.4 Other commercial auto liability.....												
21.1 Private passenger auto physical damage.....												
21.2 Commercial auto physical damage.....												
22. Aircraft (all perils).....												
23. Fidelity.....												
24. Surety.....												
26. Burglary and theft.....												
27. Boiler and machinery.....												
28. Credit.....												
30. Warranty.....												
34. Aggregate write-ins for other lines of business.....	0	0	0	0	0	0	0	0	0	0	0	0
35. TOTALS (a).....	1,082,307	923,049	0	518,582	3,044,458	2,745,423	736,880	283,221	423,475	593,350	290,334	19,746

**DETAILS OF WRITE-INS**

3401. ....												
3402. ....												
3403. ....												
3498. Summary of remaining write-ins for Line 34 from overflow page.....	0	0	0	0	0	0	0	0	0	0	0	0
3499. TOTALS (Lines 3401 through 3403 plus 3498) (Line 34 above).....	0	0	0	0	0	0	0	0	0	0	0	0

(a) Finance and service charges not included in Lines 1 to 35 \$.....0.  
(b) For health business on indicated lines report: Number of persons insured under PPO managed care products.....0 and number of persons insured under indemnity only products.....0.

**EXHIBIT OF PREMIUMS AND LOSSES (Statutory Page 14)**



NAIC Group Code.....0140    NAIC Company Code....15580

BUSINESS IN THE STATE OF   DELAWARE   DURING THE YEAR

19.DE

Line of Business	Gross Premiums, Including Policy and Membership Fees, Less Return Premiums and Premiums on Policies not Taken		3 Dividends Paid or Credited to Policyholders on Direct Business	4 Direct Unearned Premium Reserves	5 Direct Losses Paid (deducting salvage)	6 Direct Losses Incurred	7 Direct Losses Unpaid	8 Direct Defense and Cost Containment Expense Paid	9 Direct Defense and Cost Containment Expense Incurred	10 Direct Defense and Cost Containment Expense Unpaid	11 Commissions and Brokerage Expenses	12 Taxes, Licenses and Fees
	1 Direct Premiums Written	2 Direct Premiums Earned										
1. Fire.....	195,117	204,221		90,568	2,768	2,273	11,018		(1,051)	3,091	44,529	8
2.1 Allied lines.....	562,324	580,837		300,357	53,654	71,124	100,214		(1,975)	10,768	112,000	13
2.2 Multiple peril crop.....												
2.3 Federal flood.....												
2.4 Private crop.....												
2.5 Private flood.....												
3. Farmowners multiple peril.....												
4. Homeowners multiple peril.....	1,012,423	1,014,556		504,369	241,916	296,553	165,099	8,014	18,919	31,835	227,800	57
5.1 Commercial multiple peril (non-liability portion).....	1,098,039	1,101,157		464,648	131,289	105,014	62,429	761	(615)	19,154	223,559	71
5.2 Commercial multiple peril (liability portion).....	681,777	669,246		277,294	100,272	167,402	714,803	9,742	42,670	254,278	136,967	36
6. Mortgage guaranty.....												
8. Ocean marine.....												
9. Inland marine.....	91,961	72,104		54,495	4	3,449	3,459		(279)	509	18,486	2
10. Financial guaranty.....												
11. Medical professional liability.....												
12. Earthquake.....	21,829	21,663		17,281		54	54				3,820	
13. Group accident and health (b).....												
14. Credit A&H (group and individual).....												
15.1 Collectively renewable A&H (b).....												
15.2 Non-cancelable A&H (b).....												
15.3 Guaranteed renewable A&H (b).....												
15.4 Non-renewable for stated reasons only (b).....												
15.5 Other accident only.....												
15.6 Medicare Title XVIII exempt from state taxes or fees.....												
15.7 All other A&H (b).....												
15.8 Federal employees health benefits plan premium.....												
16. Workers' compensation.....												
17.1 Other liability-occurrence.....	1,676,605	1,615,338		654,450	132,034	98,880	1,784,192	115,633	74,894	478,025	348,926	72
17.2 Other liability-claims-made.....	814,397	434,067		720,131	(50)	104,403	278,240	32	8,543	162,054	211,860	10
17.3 Excess workers' compensation.....												
18. Products liability.....	36,957	35,364		10,472	(2)	37,568	109,956	1,104	24,291	77,113	6,742	1
19.1 Private passenger auto no-fault (personal injury protection).....												
19.2 Other private passenger auto liability.....												
19.3 Commercial auto no-fault (personal injury protection).....	22,539	12,632		9,907	1	(1)			(16)		4,508	
19.4 Other commercial auto liability.....	261,273	164,874		112,076	2,634	101,453	118,203	9,465	9,465	12,613	51,598	9
21.1 Private passenger auto physical damage.....												
21.2 Commercial auto physical damage.....	63,890	32,074		31,816	3,736	3,736			451	451	12,778	1
22. Aircraft (all perils).....												
23. Fidelity.....												
24. Surety.....												
26. Burglary and theft.....	4,082	3,960		3,232							714	
27. Boiler and machinery.....	28,031	28,087		18,160	1	(1,006)	2,483		80	181	5,342	2
28. Credit.....												
30. Warranty.....												
34. Aggregate write-ins for other lines of business.....	0	0	0	0	0	0	0	0	0	0	0	0
35. TOTALS (a).....	6,571,244	5,990,180	0	3,269,256	668,257	990,902	3,350,150	135,286	175,377	1,050,072	1,409,629	282

**DETAILS OF WRITE-INS**

3401. ....												
3402. ....												
3403. ....												
3498. Summary of remaining write-ins for Line 34 from overflow page.....	0	0	0	0	0	0	0	0	0	0	0	0
3499. TOTALS (Lines 3401 through 3403 plus 3498) (Line 34 above).....	0	0	0	0	0	0	0	0	0	0	0	0

(a) Finance and service charges not included in Lines 1 to 35 \$.....0.

(b) For health business on indicated lines report: Number of persons insured under PPO managed care products.....0 and number of persons insured under indemnity only products.....0.

**EXHIBIT OF PREMIUMS AND LOSSES (Statutory Page 14)**



NAIC Group Code.....0140    NAIC Company Code....15580

BUSINESS IN THE STATE OF    FLORIDA    DURING THE YEAR

19.FL

Line of Business	Gross Premiums, Including Policy and Membership Fees, Less Return Premiums and Premiums on Policies not Taken		3 Dividends Paid or Credited to Policyholders on Direct Business	4 Direct Unearned Premium Reserves	5 Direct Losses Paid (deducting salvage)	6 Direct Losses Incurred	7 Direct Losses Unpaid	8 Direct Defense and Cost Containment Expense Paid	9 Direct Defense and Cost Containment Expense Incurred	10 Direct Defense and Cost Containment Expense Unpaid	11 Commissions and Brokerage Expenses	12 Taxes, Licenses and Fees
	1 Direct Premiums Written	2 Direct Premiums Earned										
1. Fire.....												
2.1 Allied lines.....	4,730	3,548		1,182		203	395		(38)	55	473	70
2.2 Multiple peril crop.....												
2.3 Federal flood.....												
2.4 Private crop.....												
2.5 Private flood.....												
3. Farmowners multiple peril.....												
4. Homeowners multiple peril.....												
5.1 Commercial multiple peril (non-liability portion).....						7	14			18		
5.2 Commercial multiple peril (liability portion).....												
6. Mortgage guaranty.....												
8. Ocean marine.....												
9. Inland marine.....												
10. Financial guaranty.....												
11. Medical professional liability.....												
12. Earthquake.....												
13. Group accident and health (b).....												
14. Credit A&H (group and individual).....												
15.1 Collectively renewable A&H (b).....												
15.2 Non-cancelable A&H (b).....												
15.3 Guaranteed renewable A&H (b).....												
15.4 Non-renewable for stated reasons only (b).....												
15.5 Other accident only.....												
15.6 Medicare Title XVIII exempt from state taxes or fees.....												
15.7 All other A&H (b).....												
15.8 Federal employees health benefits plan premium.....												
16. Workers' compensation.....												
17.1 Other liability-occurrence.....						(310)	7,163		(18,043)	2,853		
17.2 Other liability-claims-made.....	13,430,484	13,547,905		5,626,840	12,575,246	15,673,759	8,996,342	2,371,318	1,326,204	6,908,896	3,938,439	182,921
17.3 Excess workers' compensation.....												
18. Products liability.....												
19.1 Private passenger auto no-fault (personal injury protection).....												
19.2 Other private passenger auto liability.....												
19.3 Commercial auto no-fault (personal injury protection).....	63,334	57,104		38,963	47,078	28,156	20,024	9,420	1,163	10,282	12,315	972
19.4 Other commercial auto liability.....	770,851	763,150		445,917	401,132	302,331	1,662,055	67,833	73,430	183,117	150,400	11,818
21.1 Private passenger auto physical damage.....												
21.2 Commercial auto physical damage.....	71,202	76,787		31,802	23,090	155	74,519	9,257	(8,829)	18,654	13,748	1,085
22. Aircraft (all perils).....												
23. Fidelity.....												
24. Surety.....												
26. Burglary and theft.....												
27. Boiler and machinery.....												
28. Credit.....												
30. Warranty.....												
34. Aggregate write-ins for other lines of business.....	0	0	0	0	0	0	0	0	0	0	0	0
35. TOTALS (a).....	14,340,601	14,448,494	0	6,144,704	13,046,546	16,004,301	10,760,512	2,457,828	1,373,887	7,123,875	4,115,375	196,866

**DETAILS OF WRITE-INS**

3401. ....												
3402. ....												
3403. ....												
3498. Summary of remaining write-ins for Line 34 from overflow page.....	0	0	0	0	0	0	0	0	0	0	0	0
3499. TOTALS (Lines 3401 through 3403 plus 3498) (Line 34 above).....	0	0	0	0	0	0	0	0	0	0	0	0

(a) Finance and service charges not included in Lines 1 to 35 \$.....0.  
(b) For health business on indicated lines report: Number of persons insured under PPO managed care products.....0 and number of persons insured under indemnity only products.....0.

**EXHIBIT OF PREMIUMS AND LOSSES (Statutory Page 14)**



NAIC Group Code.....0140    NAIC Company Code....15580

BUSINESS IN THE STATE OF    GEORGIA    DURING THE YEAR

19.GA

Line of Business	Gross Premiums, Including Policy and Membership Fees, Less Return Premiums and Premiums on Policies not Taken		3 Dividends Paid or Credited to Policyholders on Direct Business	4 Direct Unearned Premium Reserves	5 Direct Losses Paid (deducting salvage)	6 Direct Losses Incurred	7 Direct Losses Unpaid	8 Direct Defense and Cost Containment Expense Paid	9 Direct Defense and Cost Containment Expense Incurred	10 Direct Defense and Cost Containment Expense Unpaid	11 Commissions and Brokerage Expenses	12 Taxes, Licenses and Fees
	1 Direct Premiums Written	2 Direct Premiums Earned										
1. Fire.....												
2.1 Allied lines.....	1,327	939		498		33	56		(6)	3	100	67
2.2 Multiple peril crop.....												
2.3 Federal flood.....												
2.4 Private crop.....												
2.5 Private flood.....												
3. Farmowners multiple peril.....												
4. Homeowners multiple peril.....												
5.1 Commercial multiple peril (non-liability portion).....						(393)	750		(652)	518		
5.2 Commercial multiple peril (liability portion).....	1,503	798		814		155	165		78	85	282	76
6. Mortgage guaranty.....												
8. Ocean marine.....												
9. Inland marine.....	380,805	152,765		228,040	24,739	50,734	25,996		675	675	73,980	18,379
10. Financial guaranty.....												
11. Medical professional liability.....												
12. Earthquake.....												
13. Group accident and health (b).....												
14. Credit A&H (group and individual).....												
15.1 Collectively renewable A&H (b).....												
15.2 Non-cancelable A&H (b).....												
15.3 Guaranteed renewable A&H (b).....												
15.4 Non-renewable for stated reasons only (b).....												
15.5 Other accident only.....												
15.6 Medicare Title XVIII exempt from state taxes or fees.....												
15.7 All other A&H (b).....												
15.8 Federal employees health benefits plan premium.....												
16. Workers' compensation.....												
17.1 Other liability-occurrence.....	12,358	4,551		7,807		(620)	7,354		(453)	2,126	2,472	596
17.2 Other liability-claims-made.....	4,150,967	4,136,148		1,719,442	911,968	567,043	2,466,402	417,819	445,697	2,330,917	1,206,377	212,769
17.3 Excess workers' compensation.....												
18. Products liability.....												
19.1 Private passenger auto no-fault (personal injury protection).....												
19.2 Other private passenger auto liability.....												
19.3 Commercial auto no-fault (personal injury protection).....												
19.4 Other commercial auto liability.....	1,938,121	779,189		1,168,435	77,519	653,217	587,868		26,394	28,052	377,531	94,035
21.1 Private passenger auto physical damage.....												
21.2 Commercial auto physical damage.....	914,892	440,223		476,841	355,322	384,493	53,656	12,009	25,434	30,768	179,175	44,715
22. Aircraft (all perils).....												
23. Fidelity.....												
24. Surety.....												
26. Burglary and theft.....		764			(135)	(135)						
27. Boiler and machinery.....												
28. Credit.....												
30. Warranty.....												
34. Aggregate write-ins for other lines of business.....	0	0	0	0	0	0	0	0	0	0	0	0
35. TOTALS (a).....	7,399,973	5,515,377	0	3,601,877	1,369,413	1,654,527	3,142,247	429,828	497,167	2,393,144	1,839,917	370,637

**DETAILS OF WRITE-INS**

3401. ....												
3402. ....												
3403. ....												
3498. Summary of remaining write-ins for Line 34 from overflow page.....	0	0	0	0	0	0	0	0	0	0	0	0
3499. TOTALS (Lines 3401 through 3403 plus 3498) (Line 34 above).....	0	0	0	0	0	0	0	0	0	0	0	0

(a) Finance and service charges not included in Lines 1 to 35 \$.....2,805.  
(b) For health business on indicated lines report: Number of persons insured under PPO managed care products.....0 and number of persons insured under indemnity only products.....0.



**EXHIBIT OF PREMIUMS AND LOSSES (Statutory Page 14)**



NAIC Group Code.....0140    NAIC Company Code....15580

BUSINESS IN GRAND TOTAL    DURING THE YEAR

19.GT

Line of Business	Gross Premiums, Including Policy and Membership Fees, Less Return Premiums and Premiums on Policies not Taken		3 Dividends Paid or Credited to Policyholders on Direct Business	4 Direct Unearned Premium Reserves	5 Direct Losses Paid (deducting salvage)	6 Direct Losses Incurred	7 Direct Losses Unpaid	8 Direct Defense and Cost Containment Expense Paid	9 Direct Defense and Cost Containment Expense Incurred	10 Direct Defense and Cost Containment Expense Unpaid	11 Commissions and Brokerage Expenses	12 Taxes, Licenses and Fees
	1 Direct Premiums Written	2 Direct Premiums Earned										
1. Fire.....	1,118,145	1,099,759		478,102	560,816	504,190	41,200	7,576	8,884	20,625	285,004	2,044
2.1 Allied lines.....	2,355,963	2,449,365		1,263,515	886,100	833,588	278,819	17,831	18,301	43,488	501,439	18,178
2.2 Multiple peril crop.....												
2.3 Federal flood.....												
2.4 Private crop.....												
2.5 Private flood.....												
3. Farmowners multiple peril.....												
4. Homeowners multiple peril.....	1,476,840	1,459,994		763,079	355,387	438,306	209,470	8,545	20,334	40,360	346,335	57
5.1 Commercial multiple peril (non-liability portion).....	7,447,991	7,272,827		3,314,736	20,221,595	33,482,309	16,547,765	171,718	609,872	679,620	1,923,673	86,070
5.2 Commercial multiple peril (liability portion).....	9,280,800	9,131,930		3,758,623	6,202,194	5,702,249	11,607,263	1,349,197	1,371,153	4,116,081	2,471,246	129,833
6. Mortgage guaranty.....												
8. Ocean marine.....												
9. Inland marine.....	6,673,859	6,841,411		2,757,577	2,407,054	2,883,594	1,395,084	10,785	24,930	53,834	1,337,645	149,901
10. Financial guaranty.....												
11. Medical professional liability.....						(3,409)	622		(5,726)	1,381		
12. Earthquake.....	69,706	81,397		33,558		157	157				12,734	1,328
13. Group accident and health (b).....												
14. Credit A&H (group and individual).....												
15.1 Collectively renewable A&H (b).....												
15.2 Non-cancelable A&H (b).....												
15.3 Guaranteed renewable A&H (b).....												
15.4 Non-renewable for stated reasons only (b).....												
15.5 Other accident only.....												
15.6 Medicare Title XVIII exempt from state taxes or fees.....												
15.7 All other A&H (b).....												
15.8 Federal employees health benefits plan premium.....												
16. Workers' compensation.....					293,910	(308,604)	1,272,296	14,436	8,383	60,347		250
17.1 Other liability-occurrence.....	51,801,585	60,363,691		29,450,689	19,006,855	62,998,307	167,799,785	3,217,524	3,951,342	16,920,397	7,983,143	1,162,571
17.2 Other liability-claims-made.....	118,125,033	115,706,850		53,159,924	36,584,655	33,102,558	77,260,027	21,699,141	32,627,438	73,551,052	32,168,055	2,570,034
17.3 Excess workers' compensation.....												
18. Products liability.....	174,875	704,298		110,455	292,950	190,505	2,034,669	210,976	(422,662)	1,393,375	47,621	(1,831)
19.1 Private passenger auto no-fault (personal injury protection).....												
19.2 Other private passenger auto liability.....	12	8				1						
19.3 Commercial auto no-fault (personal injury protection).....	173,933	159,800		85,172	91,488	46,692	36,525	10,048	(2,884)	18,422	33,007	3,353
19.4 Other commercial auto liability.....	39,670,509	40,397,635		16,251,150	21,709,035	23,564,798	54,960,973	2,900,346	3,883,501	5,849,485	7,942,307	936,529
21.1 Private passenger auto physical damage.....												
21.2 Commercial auto physical damage.....	20,818,330	21,192,685		7,820,232	11,595,582	11,787,709	1,839,208	1,430,352	1,973,359	2,456,085	4,180,990	491,922
22. Aircraft (all perils).....												
23. Fidelity.....	365	441		152							64	10
24. Surety.....												
26. Burglary and theft.....	53,909	50,497		27,467	(15,821)	(25,314)			(20,000)		14,933	1,125
27. Boiler and machinery.....	471,327	453,636		188,668	30,132	26,350	16,114		877	1,319	118,426	10,291
28. Credit.....	12,923	6,151		18,728	1	25,363	11,995				51	
30. Warranty.....												
34. Aggregate write-ins for other lines of business.....	0	0	0	0	0	0	0	0	0	0	0	0
35. TOTALS (a).....	259,726,105	267,372,375	0	119,481,827	120,221,933	175,249,349	335,311,972	31,048,475	44,047,102	105,205,871	59,366,673	5,561,665

**DETAILS OF WRITE-INS**

3401. ....												
3402. ....												
3403. ....												
3498. Summary of remaining write-ins for Line 34 from overflow page.....	0	0	0	0	0	0	0	0	0	0	0	0
3499. TOTALS (Lines 3401 through 3403 plus 3498) (Line 34 above).....	0	0	0	0	0	0	0	0	0	0	0	0

(a) Finance and service charges not included in Lines 1 to 35 \$.....103,392.

(b) For health business on indicated lines report: Number of persons insured under PPO managed care products.....0 and number of persons insured under indemnity only products.....0.

**EXHIBIT OF PREMIUMS AND LOSSES (Statutory Page 14)**



NAIC Group Code.....0140    NAIC Company Code....15580

BUSINESS IN GUAM    DURING THE YEAR

19.GU

Line of Business	Gross Premiums, Including Policy and Membership Fees, Less Return Premiums and Premiums on Policies not Taken		3 Dividends Paid or Credited to Policyholders on Direct Business	4 Direct Unearned Premium Reserves	5 Direct Losses Paid (deducting salvage)	6 Direct Losses Incurred	7 Direct Losses Unpaid	8 Direct Defense and Cost Containment Expense Paid	9 Direct Defense and Cost Containment Expense Incurred	10 Direct Defense and Cost Containment Expense Unpaid	11 Commissions and Brokerage Expenses	12 Taxes, Licenses and Fees
	1 Direct Premiums Written	2 Direct Premiums Earned										
1. Fire.....												
2.1 Allied lines.....												
2.2 Multiple peril crop.....												
2.3 Federal flood.....												
2.4 Private crop.....												
2.5 Private flood.....												
3. Farmowners multiple peril.....												
4. Homeowners multiple peril.....												
5.1 Commercial multiple peril (non-liability portion).....												
5.2 Commercial multiple peril (liability portion).....												
6. Mortgage guaranty.....												
8. Ocean marine.....												
9. Inland marine.....												
10. Financial guaranty.....												
11. Medical professional liability.....												
12. Earthquake.....												
13. Group accident and health (b).....												
14. Credit A&H (group and individual).....												
15.1 Collectively renewable A&H (b).....												
15.2 Non-cancelable A&H (b).....												
15.3 Guaranteed renewable A&H (b).....												
15.4 Non-renewable for stated reasons only (b).....												
15.5 Other accident only.....												
15.6 Medicare Title XVIII exempt from state taxes or fees.....												
15.7 All other A&H (b).....												
15.8 Federal employees health benefits plan premium.....												
16. Workers' compensation.....												
17.1 Other liability-occurrence.....												
17.2 Other liability-claims-made.....												
17.3 Excess workers' compensation.....												
18. Products liability.....												
19.1 Private passenger auto no-fault (personal injury protection).....												
19.2 Other private passenger auto liability.....												
19.3 Commercial auto no-fault (personal injury protection).....												
19.4 Other commercial auto liability.....												
21.1 Private passenger auto physical damage.....												
21.2 Commercial auto physical damage.....												
22. Aircraft (all perils).....												
23. Fidelity.....												
24. Surety.....												
26. Burglary and theft.....												
27. Boiler and machinery.....												
28. Credit.....												
30. Warranty.....												
34. Aggregate write-ins for other lines of business.....	0	0	0	0	0	0	0	0	0	0	0	0
35. TOTALS (a).....	0	0	0	0	0	0	0	0	0	0	0	0

DETAILS OF WRITE-INS

3401. ....												
3402. ....												
3403. ....												
3498. Summary of remaining write-ins for Line 34 from overflow page.....	0	0	0	0	0	0	0	0	0	0	0	0
3499. TOTALS (Lines 3401 through 3403 plus 3498) (Line 34 above).....	0	0	0	0	0	0	0	0	0	0	0	0

(a) Finance and service charges not included in Lines 1 to 35 \$.....0.  
(b) For health business on indicated lines report: Number of persons insured under PPO managed care products.....0 and number of persons insured under indemnity only products.....0.

**EXHIBIT OF PREMIUMS AND LOSSES (Statutory Page 14)**



NAIC Group Code.....0140    NAIC Company Code....15580

BUSINESS IN THE STATE OF HAWAII DURING THE YEAR

19. HI

Line of Business	Gross Premiums, Including Policy and Membership Fees, Less Return Premiums and Premiums on Policies not Taken		3 Dividends Paid or Credited to Policyholders on Direct Business	4 Direct Unearned Premium Reserves	5 Direct Losses Paid (deducting salvage)	6 Direct Losses Incurred	7 Direct Losses Unpaid	8 Direct Defense and Cost Containment Expense Paid	9 Direct Defense and Cost Containment Expense Incurred	10 Direct Defense and Cost Containment Expense Unpaid	11 Commissions and Brokerage Expenses	12 Taxes, Licenses and Fees
	1 Direct Premiums Written	2 Direct Premiums Earned										
1. Fire.....												
2.1 Allied lines.....	149	93		56							11	616
2.2 Multiple peril crop.....												
2.3 Federal flood.....												
2.4 Private crop.....												
2.5 Private flood.....												
3. Farmowners multiple peril.....												
4. Homeowners multiple peril.....												
5.1 Commercial multiple peril (non-liability portion).....												
5.2 Commercial multiple peril (liability portion).....												
6. Mortgage guaranty.....												
8. Ocean marine.....												
9. Inland marine.....												
10. Financial guaranty.....												
11. Medical professional liability.....												
12. Earthquake.....												
13. Group accident and health (b).....												
14. Credit A&H (group and individual).....												
15.1 Collectively renewable A&H (b).....												
15.2 Non-cancelable A&H (b).....												
15.3 Guaranteed renewable A&H (b).....												
15.4 Non-renewable for stated reasons only (b).....												
15.5 Other accident only.....												
15.6 Medicare Title XVIII exempt from state taxes or fees.....												
15.7 All other A&H (b).....												
15.8 Federal employees health benefits plan premium.....												
16. Workers' compensation.....												
17.1 Other liability-occurrence.....		3				(19)	28		(8)	7		
17.2 Other liability-claims-made.....												
17.3 Excess workers' compensation.....												
18. Products liability.....												
19.1 Private passenger auto no-fault (personal injury protection).....												
19.2 Other private passenger auto liability.....												
19.3 Commercial auto no-fault (personal injury protection).....												
19.4 Other commercial auto liability.....												
21.1 Private passenger auto physical damage.....												
21.2 Commercial auto physical damage.....												
22. Aircraft (all perils).....												
23. Fidelity.....												
24. Surety.....												
26. Burglary and theft.....												
27. Boiler and machinery.....												
28. Credit.....												
30. Warranty.....												
34. Aggregate write-ins for other lines of business.....	0	0	0	0	0	0	0	0	0	0	0	0
35. TOTALS (a).....	149	96	0	56	0	(19)	28	0	(8)	7	11	616

**DETAILS OF WRITE-INS**

3401. ....												
3402. ....												
3403. ....												
3498. Summary of remaining write-ins for Line 34 from overflow page.....	0	0	0	0	0	0	0	0	0	0	0	0
3499. TOTALS (Lines 3401 through 3403 plus 3498) (Line 34 above).....	0	0	0	0	0	0	0	0	0	0	0	0

(a) Finance and service charges not included in Lines 1 to 35 \$.....0.  
(b) For health business on indicated lines report: Number of persons insured under PPO managed care products.....0 and number of persons insured under indemnity only products.....0.

**EXHIBIT OF PREMIUMS AND LOSSES (Statutory Page 14)**



NAIC Group Code.....0140    NAIC Company Code....15580

BUSINESS IN THE STATE OF    IOWA    DURING THE YEAR

19.1A

Line of Business	Gross Premiums, Including Policy and Membership Fees, Less Return Premiums and Premiums on Policies not Taken		3 Dividends Paid or Credited to Policyholders on Direct Business	4 Direct Unearned Premium Reserves	5 Direct Losses Paid (deducting salvage)	6 Direct Losses Incurred	7 Direct Losses Unpaid	8 Direct Defense and Cost Containment Expense Paid	9 Direct Defense and Cost Containment Expense Incurred	10 Direct Defense and Cost Containment Expense Unpaid	11 Commissions and Brokerage Expenses	12 Taxes, Licenses and Fees
	1 Direct Premiums Written	2 Direct Premiums Earned										
1. Fire.....												
2.1 Allied lines.....	165	103		62							12	2
2.2 Multiple peril crop.....												
2.3 Federal flood.....												
2.4 Private crop.....												
2.5 Private flood.....												
3. Farmowners multiple peril.....												
4. Homeowners multiple peril.....												
5.1 Commercial multiple peril (non-liability portion).....		307				9	83		(2)	20		
5.2 Commercial multiple peril (liability portion).....	375	812		172		249	326		59	134	75	6
6. Mortgage guaranty.....												
8. Ocean marine.....												
9. Inland marine.....	550,980	549,164		244,992	122,050	212,456	117,435		2,362	3,513	107,160	8,642
10. Financial guaranty.....												
11. Medical professional liability.....												
12. Earthquake.....												
13. Group accident and health (b).....												
14. Credit A&H (group and individual).....												
15.1 Collectively renewable A&H (b).....												
15.2 Non-cancelable A&H (b).....												
15.3 Guaranteed renewable A&H (b).....												
15.4 Non-renewable for stated reasons only (b).....												
15.5 Other accident only.....												
15.6 Medicare Title XVIII exempt from state taxes or fees.....												
15.7 All other A&H (b).....												
15.8 Federal employees health benefits plan premium.....												
16. Workers' compensation.....												
17.1 Other liability-occurrence.....	52,165	46,002		27,166	(1)	7,507	14,097		439	4,898	10,131	756
17.2 Other liability-claims-made.....	720,063	846,760		281,924	32,630	(80,805)	650,021	19,034	(38,786)	313,189	195,408	11,713
17.3 Excess workers' compensation.....												
18. Products liability.....												
19.1 Private passenger auto no-fault (personal injury protection).....												
19.2 Other private passenger auto liability.....												
19.3 Commercial auto no-fault (personal injury protection).....												
19.4 Other commercial auto liability.....	1,972,573	1,924,210		805,916	246,403	1,695,383	1,722,319	33,348	116,139	112,177	378,829	30,901
21.1 Private passenger auto physical damage.....												
21.2 Commercial auto physical damage.....	1,459,260	1,415,502		597,515	742,271	781,881	81,490		50,964	64,285	280,524	22,665
22. Aircraft (all perils).....												
23. Fidelity.....												
24. Surety.....												
26. Burglary and theft.....												
27. Boiler and machinery.....												
28. Credit.....												
30. Warranty.....												
34. Aggregate write-ins for other lines of business.....	0	0	0	0	0	0	0	0	0	0	0	0
35. TOTALS (a).....	4,755,581	4,782,860	0	1,957,747	1,143,353	2,616,680	2,585,771	52,382	131,175	498,216	972,139	74,685

**DETAILS OF WRITE-INS**

3401. ....												
3402. ....												
3403. ....												
3498. Summary of remaining write-ins for Line 34 from overflow page.....	0	0	0	0	0	0	0	0	0	0	0	0
3499. TOTALS (Lines 3401 through 3403 plus 3498) (Line 34 above).....	0	0	0	0	0	0	0	0	0	0	0	0

(a) Finance and service charges not included in Lines 1 to 35 \$.....7,530.  
(b) For health business on indicated lines report: Number of persons insured under PPO managed care products.....0 and number of persons insured under indemnity only products.....0.

**EXHIBIT OF PREMIUMS AND LOSSES (Statutory Page 14)**



NAIC Group Code.....0140    NAIC Company Code....15580    BUSINESS IN THE STATE OF    IDAHO    DURING THE YEAR

19.ID

Line of Business	Gross Premiums, Including Policy and Membership Fees, Less Return Premiums and Premiums on Policies not Taken		3 Dividends Paid or Credited to Policyholders on Direct Business	4 Direct Unearned Premium Reserves	5 Direct Losses Paid (deducting salvage)	6 Direct Losses Incurred	7 Direct Losses Unpaid	8 Direct Defense and Cost Containment Expense Paid	9 Direct Defense and Cost Containment Expense Incurred	10 Direct Defense and Cost Containment Expense Unpaid	11 Commissions and Brokerage Expenses	12 Taxes, Licenses and Fees
	1 Direct Premiums Written	2 Direct Premiums Earned										
1. Fire.....												
2.1 Allied lines.....	136	85		51		(1)	22		(6)	9	10	2
2.2 Multiple peril crop.....												
2.3 Federal flood.....												
2.4 Private crop.....												
2.5 Private flood.....												
3. Farmowners multiple peril.....												
4. Homeowners multiple peril.....												
5.1 Commercial multiple peril (non-liability portion).....						(23)	11		(3)	1		
5.2 Commercial multiple peril (liability portion).....												
6. Mortgage guaranty.....												
8. Ocean marine.....												
9. Inland marine.....												
10. Financial guaranty.....												
11. Medical professional liability.....												
12. Earthquake.....												
13. Group accident and health (b).....												
14. Credit A&H (group and individual).....												
15.1 Collectively renewable A&H (b).....												
15.2 Non-cancelable A&H (b).....												
15.3 Guaranteed renewable A&H (b).....												
15.4 Non-renewable for stated reasons only (b).....												
15.5 Other accident only.....												
15.6 Medicare Title XVIII exempt from state taxes or fees.....												
15.7 All other A&H (b).....												
15.8 Federal employees health benefits plan premium.....												
16. Workers' compensation.....												
17.1 Other liability-occurrence.....	1,250	413		837		(382)	764		(71)	222	334	19
17.2 Other liability-claims-made.....	718,359	689,462		339,767	72,500	75,102	256,918	44,053	107,825	352,206	209,558	13,208
17.3 Excess workers' compensation.....												
18. Products liability.....												
19.1 Private passenger auto no-fault (personal injury protection).....												
19.2 Other private passenger auto liability.....												
19.3 Commercial auto no-fault (personal injury protection).....												
19.4 Other commercial auto liability.....						(69)			(13)			
21.1 Private passenger auto physical damage.....												
21.2 Commercial auto physical damage.....									(15)			
22. Aircraft (all perils).....												
23. Fidelity.....												
24. Surety.....												
26. Burglary and theft.....												
27. Boiler and machinery.....												
28. Credit.....												
30. Warranty.....												
34. Aggregate write-ins for other lines of business.....	0	0	0	0	0	0	0	0	0	0	0	0
35. TOTALS (a).....	719,745	689,960	0	340,655	72,500	74,627	257,715	44,053	107,717	352,438	209,902	13,229

**DETAILS OF WRITE-INS**

3401. ....												
3402. ....												
3403. ....												
3498. Summary of remaining write-ins for Line 34 from overflow page.....	0	0	0	0	0	0	0	0	0	0	0	0
3499. TOTALS (Lines 3401 through 3403 plus 3498) (Line 34 above).....	0	0	0	0	0	0	0	0	0	0	0	0

(a) Finance and service charges not included in Lines 1 to 35 \$.....0.  
(b) For health business on indicated lines report: Number of persons insured under PPO managed care products.....0 and number of persons insured under indemnity only products.....0.

**EXHIBIT OF PREMIUMS AND LOSSES (Statutory Page 14)**



NAIC Group Code.....0140    NAIC Company Code....15580

BUSINESS IN THE STATE OF ILLINOIS DURING THE YEAR

Line of Business	Gross Premiums, Including Policy and Membership Fees, Less Return Premiums and Premiums on Policies not Taken		3 Dividends Paid or Credited to Policyholders on Direct Business	4 Direct Unearned Premium Reserves	5 Direct Losses Paid (deducting salvage)	6 Direct Losses Incurred	7 Direct Losses Unpaid	8 Direct Defense and Cost Containment Expense Paid	9 Direct Defense and Cost Containment Expense Incurred	10 Direct Defense and Cost Containment Expense Unpaid	11 Commissions and Brokerage Expenses	12 Taxes, Licenses and Fees
	1 Direct Premiums Written	2 Direct Premiums Earned										
1. Fire.....												
2.1 Allied lines.....	29,736	29,649		16,860	(1,833)	(2,839)	2,199		(194)	467	5,460	734
2.2 Multiple peril crop.....												
2.3 Federal flood.....												
2.4 Private crop.....												
2.5 Private flood.....												
3. Farmowners multiple peril.....												
4. Homeowners multiple peril.....												
5.1 Commercial multiple peril (non-liability portion).....	19,496	6,403		13,571	(360)	(360)	3,925		(559)	1,726	4,375	315
5.2 Commercial multiple peril (liability portion).....	422	1,437		264		10,709	11,463		(8)	301	127	6
6. Mortgage guaranty.....												
8. Ocean marine.....												
9. Inland marine.....	8,148	12,765			31,800	31,969	170		(38)	54	1,630	155
10. Financial guaranty.....												
11. Medical professional liability.....												
12. Earthquake.....	15,731	17,209		7,373		19	19				2,824	489
13. Group accident and health (b).....												
14. Credit A&H (group and individual).....												
15.1 Collectively renewable A&H (b).....												
15.2 Non-cancelable A&H (b).....												
15.3 Guaranteed renewable A&H (b).....												
15.4 Non-renewable for stated reasons only (b).....												
15.5 Other accident only.....												
15.6 Medicare Title XVIII exempt from state taxes or fees.....												
15.7 All other A&H (b).....												
15.8 Federal employees health benefits plan premium.....												
16. Workers' compensation.....												
17.1 Other liability-occurrence.....	33,416	70,723		13,299	342,834	(95,043)	109,038	120,136	(142,402)	188,574	6,694	1,206
17.2 Other liability-claims-made.....	5,337,539	5,192,800		2,501,591	353,540	(73,683)	3,181,358	239,330	117,059	2,858,694	1,529,440	130,544
17.3 Excess workers' compensation.....												
18. Products liability.....												
19.1 Private passenger auto no-fault (personal injury protection).....												
19.2 Other private passenger auto liability.....												
19.3 Commercial auto no-fault (personal injury protection).....												
19.4 Other commercial auto liability.....	976,040	1,139,560		442,971	816,816	381,675	1,056,935	60,236	36,720	107,103	184,182	23,438
21.1 Private passenger auto physical damage.....												
21.2 Commercial auto physical damage.....	91,789	111,292		40,569	22,866	19,806	2,552	48,402	13,385	45,833	17,316	2,542
22. Aircraft (all perils).....												
23. Fidelity.....	102	36		81							18	2
24. Surety.....												
26. Burglary and theft.....	4,893	6,156		2,364							1,467	167
27. Boiler and machinery.....	6,696	6,824		3,821		30	482		5	9	1,268	184
28. Credit.....												
30. Warranty.....												
34. Aggregate write-ins for other lines of business.....	0	0	0	0	0	0	0	0	0	0	0	0
35. TOTALS (a).....	6,524,008	6,594,854	0	3,042,764	1,566,023	272,283	4,368,141	468,104	23,968	3,202,761	1,754,801	159,782

**DETAILS OF WRITE-INS**

3401. ....												
3402. ....												
3403. ....												
3498. Summary of remaining write-ins for Line 34 from overflow page.....	0	0	0	0	0	0	0	0	0	0	0	0
3499. TOTALS (Lines 3401 through 3403 plus 3498) (Line 34 above).....	0	0	0	0	0	0	0	0	0	0	0	0

(a) Finance and service charges not included in Lines 1 to 35 \$.....0.  
(b) For health business on indicated lines report: Number of persons insured under PPO managed care products.....0 and number of persons insured under indemnity only products.....0.

**EXHIBIT OF PREMIUMS AND LOSSES (Statutory Page 14)**



NAIC Group Code.....0140    NAIC Company Code....15580

BUSINESS IN THE STATE OF    INDIANA    DURING THE YEAR

19'IN

Line of Business	Gross Premiums, Including Policy and Membership Fees, Less Return Premiums and Premiums on Policies not Taken		3 Dividends Paid or Credited to Policyholders on Direct Business	4 Direct Unearned Premium Reserves	5 Direct Losses Paid (deducting salvage)	6 Direct Losses Incurred	7 Direct Losses Unpaid	8 Direct Defense and Cost Containment Expense Paid	9 Direct Defense and Cost Containment Expense Incurred	10 Direct Defense and Cost Containment Expense Unpaid	11 Commissions and Brokerage Expenses	12 Taxes, Licenses and Fees
	1 Direct Premiums Written	2 Direct Premiums Earned										
1. Fire.....												
2.1 Allied lines.....	31,026	46,263		7,129	44,421	34,347	3,628		(120)	843	5,789	465
2.2 Multiple peril crop.....												
2.3 Federal flood.....												
2.4 Private crop.....												
2.5 Private flood.....												
3. Farmowners multiple peril.....												
4. Homeowners multiple peril.....												
5.1 Commercial multiple peril (non-liability portion).....	413	1,700		39		(639)	277		(637)	353	93	6
5.2 Commercial multiple peril (liability portion).....		23				(5,103)	4,664		(299)	4,220		
6. Mortgage guaranty.....												
8. Ocean marine.....												
9. Inland marine.....	593,801	606,398		208,707	444,158	389,185	80,052		1,424	3,313	113,187	8,567
10. Financial guaranty.....												
11. Medical professional liability.....												
12. Earthquake.....	14,124	12,034		4,028		21	21				2,576	212
13. Group accident and health (b).....												
14. Credit A&H (group and individual).....												
15.1 Collectively renewable A&H (b).....												
15.2 Non-cancelable A&H (b).....												
15.3 Guaranteed renewable A&H (b).....												
15.4 Non-renewable for stated reasons only (b).....												
15.5 Other accident only.....												
15.6 Medicare Title XVIII exempt from state taxes or fees.....												
15.7 All other A&H (b).....												
15.8 Federal employees health benefits plan premium.....												
16. Workers' compensation.....												
17.1 Other liability-occurrence.....	138,371	202,436		33,873	2,635	(42,763)	399,355	1,493	(75,035)	250,419	29,616	1,946
17.2 Other liability-claims-made.....	1,864,588	1,800,547		701,541	157,244	277,524	842,733	110,204	34,279	757,075	537,676	26,966
17.3 Excess workers' compensation.....												
18. Products liability.....												
19.1 Private passenger auto no-fault (personal injury protection).....												
19.2 Other private passenger auto liability.....												
19.3 Commercial auto no-fault (personal injury protection).....												
19.4 Other commercial auto liability.....	3,745,677	3,807,512		1,122,424	2,240,728	3,620,720	3,716,242	91,935	266,674	271,602	696,193	54,212
21.1 Private passenger auto physical damage.....												
21.2 Commercial auto physical damage.....	1,695,167	1,679,982		570,259	611,003	765,462	222,934	58,046	107,888	124,371	325,366	24,283
22. Aircraft (all perils).....												
23. Fidelity.....	48	47		14							8	1
24. Surety.....												
26. Burglary and theft.....	200	142		58							35	3
27. Boiler and machinery.....	6,447	10,234		1,549		(163)	786		71	79	1,195	97
28. Credit.....												
30. Warranty.....												
34. Aggregate write-ins for other lines of business.....	0	0	0	0	0	0	0	0	0	0	0	0
35. TOTALS (a).....	8,089,862	8,167,318	0	2,649,621	3,500,189	5,038,591	5,270,692	261,678	334,245	1,412,275	1,711,734	116,758

**DETAILS OF WRITE-INS**

3401. ....												
3402. ....												
3403. ....												
3498. Summary of remaining write-ins for Line 34 from overflow page.....	0	0	0	0	0	0	0	0	0	0	0	0
3499. TOTALS (Lines 3401 through 3403 plus 3498) (Line 34 above).....	0	0	0	0	0	0	0	0	0	0	0	0

(a) Finance and service charges not included in Lines 1 to 35 \$.....3,290.

(b) For health business on indicated lines report: Number of persons insured under PPO managed care products.....0 and number of persons insured under indemnity only products.....0.

**EXHIBIT OF PREMIUMS AND LOSSES (Statutory Page 14)**



NAIC Group Code.....0140    NAIC Company Code....15580

BUSINESS IN THE STATE OF **KANSAS** DURING THE YEAR

19.KS

Line of Business	Gross Premiums, Including Policy and Membership Fees, Less Return Premiums and Premiums on Policies not Taken		3 Dividends Paid or Credited to Policyholders on Direct Business	4 Direct Unearned Premium Reserves	5 Direct Losses Paid (deducting salvage)	6 Direct Losses Incurred	7 Direct Losses Unpaid	8 Direct Defense and Cost Containment Expense Paid	9 Direct Defense and Cost Containment Expense Incurred	10 Direct Defense and Cost Containment Expense Unpaid	11 Commissions and Brokerage Expenses	12 Taxes, Licenses and Fees
	1 Direct Premiums Written	2 Direct Premiums Earned										
1. Fire.....												
2.1 Allied lines.....	75,825	54,012		22,521	9,864	13,088	3,411		396	484	13,293	1,518
2.2 Multiple peril crop.....												
2.3 Federal flood.....												
2.4 Private crop.....												
2.5 Private flood.....												
3. Farmowners multiple peril.....												
4. Homeowners multiple peril.....												
5.1 Commercial multiple peril (non-liability portion).....	5,078	4,325		1,472	93	353			(433)	160	896	102
5.2 Commercial multiple peril (liability portion).....	675	53		622	(1,900)	3,290			(1,704)	2,050	135	14
6. Mortgage guaranty.....												
8. Ocean marine.....												
9. Inland marine.....	13,808	8,391		7,987		137	137		36	36	2,771	300
10. Financial guaranty.....												
11. Medical professional liability.....												
12. Earthquake.....												
13. Group accident and health (b).....												
14. Credit A&H (group and individual).....												
15.1 Collectively renewable A&H (b).....												
15.2 Non-cancelable A&H (b).....												
15.3 Guaranteed renewable A&H (b).....												
15.4 Non-renewable for stated reasons only (b).....												
15.5 Other accident only.....												
15.6 Medicare Title XVIII exempt from state taxes or fees.....												
15.7 All other A&H (b).....												
15.8 Federal employees health benefits plan premium.....												
16. Workers' compensation.....												
17.1 Other liability-occurrence.....	64,283	52,166		15,690		14,107	44,455		4,385	26,046	11,453	1,299
17.2 Other liability-claims-made.....	921,134	622,720		595,373	129,217	169,712	345,152	33,239	41,314	341,942	220,815	19,466
17.3 Excess workers' compensation.....												
18. Products liability.....												
19.1 Private passenger auto no-fault (personal injury protection).....												
19.2 Other private passenger auto liability.....												
19.3 Commercial auto no-fault (personal injury protection).....	840	800		402	47	65			3	6	167	18
19.4 Other commercial auto liability.....	91,267	76,838		36,380	14,951	32,766	21,081		2,574	3,016	17,669	2,009
21.1 Private passenger auto physical damage.....												
21.2 Commercial auto physical damage.....	105,073	89,170		34,577	33,504	33,319	(73)		2,360	2,987	20,385	2,299
22. Aircraft (all perils).....												
23. Fidelity.....												
24. Surety.....												
26. Burglary and theft.....	181	128		53	(1,000)	(1,000)					32	4
27. Boiler and machinery.....	95,568	67,708		27,892		4,767	4,767		90	90	16,727	1,911
28. Credit.....												
30. Warranty.....												
34. Aggregate write-ins for other lines of business.....	0	0	0	0	0	0	0	0	0	0	0	0
35. TOTALS (a).....	1,373,732	976,311	0	742,969	186,536	265,136	422,638	33,239	49,021	376,817	304,343	28,940

**DETAILS OF WRITE-INS**

3401. ....												
3402. ....												
3403. ....												
3498. Summary of remaining write-ins for Line 34 from overflow page.....	0	0	0	0	0	0	0	0	0	0	0	0
3499. TOTALS (Lines 3401 through 3403 plus 3498) (Line 34 above).....	0	0	0	0	0	0	0	0	0	0	0	0

(a) Finance and service charges not included in Lines 1 to 35 \$.....315.

(b) For health business on indicated lines report: Number of persons insured under PPO managed care products.....0 and number of persons insured under indemnity only products.....0.



**EXHIBIT OF PREMIUMS AND LOSSES (Statutory Page 14)**



NAIC Group Code.....0140    NAIC Company Code....15580

BUSINESS IN THE STATE OF    KENTUCKY    DURING THE YEAR

19.KY

Line of Business	Gross Premiums, Including Policy and Membership Fees, Less Return Premiums and Premiums on Policies not Taken		3 Dividends Paid or Credited to Policyholders on Direct Business	4 Direct Unearned Premium Reserves	5 Direct Losses Paid (deducting salvage)	6 Direct Losses Incurred	7 Direct Losses Unpaid	8 Direct Defense and Cost Containment Expense Paid	9 Direct Defense and Cost Containment Expense Incurred	10 Direct Defense and Cost Containment Expense Unpaid	11 Commissions and Brokerage Expenses	12 Taxes, Licenses and Fees
	1 Direct Premiums Written	2 Direct Premiums Earned										
1. Fire.....												
2.1 Allied lines.....	38,091	60,883		20,490	121,289	128,623	15,616	10,988	11,137	1,679	6,657	855
2.2 Multiple peril crop.....												
2.3 Federal flood.....												
2.4 Private crop.....												
2.5 Private flood.....												
3. Farmowners multiple peril.....												
4. Homeowners multiple peril.....												
5.1 Commercial multiple peril (non-liability portion).....	492	872		266	(82)	100			(1)	17	86	11
5.2 Commercial multiple peril (liability portion).....					(16)	2			10	10		
6. Mortgage guaranty.....												
8. Ocean marine.....												
9. Inland marine.....												
10. Financial guaranty.....												
11. Medical professional liability.....												
12. Earthquake.....	5,438	13,093		2,946		27	27				952	121
13. Group accident and health (b).....												
14. Credit A&H (group and individual).....												
15.1 Collectively renewable A&H (b).....												
15.2 Non-cancelable A&H (b).....												
15.3 Guaranteed renewable A&H (b).....												
15.4 Non-renewable for stated reasons only (b).....												
15.5 Other accident only.....												
15.6 Medicare Title XVIII exempt from state taxes or fees.....												
15.7 All other A&H (b).....												
15.8 Federal employees health benefits plan premium.....												
16. Workers' compensation.....												
17.1 Other liability-occurrence.....	45,658	105,387		10,278	109,920	(100,503)	116,786	73,701	(27,212)	98,036	7,870	1,089
17.2 Other liability-claims-made.....	1,000,481	1,046,425		428,876	24,420	(26,938)	710,971	297,327	285,850	970,458	285,395	(5,557)
17.3 Excess workers' compensation.....												
18. Products liability.....		7										
19.1 Private passenger auto no-fault (personal injury protection).....												
19.2 Other private passenger auto liability.....												
19.3 Commercial auto no-fault (personal injury protection).....	3,712	5,658		1,660		1,048	1,714		(60)	76	674	(7)
19.4 Other commercial auto liability.....	186,770	212,506		99,191	15,984	45,888	85,350	44	3,919	11,343	33,770	(7,240)
21.1 Private passenger auto physical damage.....												
21.2 Commercial auto physical damage.....	92,899	113,195		49,648	8,515	2,333	(235)		703	5,229	16,862	(948)
22. Aircraft (all perils).....												
23. Fidelity.....		87										
24. Surety.....												
26. Burglary and theft.....	446	471		242							78	10
27. Boiler and machinery.....	9,026	14,908		4,887		(1,155)	1,226		132	152	1,580	203
28. Credit.....												
30. Warranty.....												
34. Aggregate write-ins for other lines of business.....	0	0	0	0	0	0	0	0	0	0	0	0
35. TOTALS (a).....	1,383,013	1,573,492	0	618,484	280,128	49,225	931,557	382,060	274,478	1,087,000	353,924	(11,463)

**DETAILS OF WRITE-INS**

3401. ....												
3402. ....												
3403. ....												
3498. Summary of remaining write-ins for Line 34 from overflow page.....	0	0	0	0	0	0	0	0	0	0	0	0
3499. TOTALS (Lines 3401 through 3403 plus 3498) (Line 34 above).....	0	0	0	0	0	0	0	0	0	0	0	0

(a) Finance and service charges not included in Lines 1 to 35 \$.....100.

(b) For health business on indicated lines report: Number of persons insured under PPO managed care products.....0 and number of persons insured under indemnity only products.....0.

**EXHIBIT OF PREMIUMS AND LOSSES (Statutory Page 14)**



NAIC Group Code.....0140    NAIC Company Code....15580

BUSINESS IN THE STATE OF LOUISIANA    DURING THE YEAR

19.LA

Line of Business	Gross Premiums, Including Policy and Membership Fees, Less Return Premiums and Premiums on Policies not Taken		3 Dividends Paid or Credited to Policyholders on Direct Business	4 Direct Unearned Premium Reserves	5 Direct Losses Paid (deducting salvage)	6 Direct Losses Incurred	7 Direct Losses Unpaid	8 Direct Defense and Cost Containment Expense Paid	9 Direct Defense and Cost Containment Expense Incurred	10 Direct Defense and Cost Containment Expense Unpaid	11 Commissions and Brokerage Expenses	12 Taxes, Licenses and Fees
	1 Direct Premiums Written	2 Direct Premiums Earned										
1. Fire.....												
2.1 Allied lines.....	659	412		247		22	22		1	1	49	101
2.2 Multiple peril crop.....												
2.3 Federal flood.....												
2.4 Private crop.....												
2.5 Private flood.....												
3. Farmowners multiple peril.....												
4. Homeowners multiple peril.....												
5.1 Commercial multiple peril (non-liability portion).....												
5.2 Commercial multiple peril (liability portion).....												
6. Mortgage guaranty.....												
8. Ocean marine.....												
9. Inland marine.....												
10. Financial guaranty.....												
11. Medical professional liability.....												
12. Earthquake.....												
13. Group accident and health (b).....												
14. Credit A&H (group and individual).....												
15.1 Collectively renewable A&H (b).....												
15.2 Non-cancelable A&H (b).....												
15.3 Guaranteed renewable A&H (b).....												
15.4 Non-renewable for stated reasons only (b).....												
15.5 Other accident only.....												
15.6 Medicare Title XVIII exempt from state taxes or fees.....												
15.7 All other A&H (b).....												
15.8 Federal employees health benefits plan premium.....												
16. Workers' compensation.....												
17.1 Other liability-occurrence.....						(143)	11		(4)	3		
17.2 Other liability-claims-made.....	96,762	104,869		57,224		11,747	49,123		2,492	31,599	24,029	5,299
17.3 Excess workers' compensation.....												
18. Products liability.....						24	78		(5)	62		
19.1 Private passenger auto no-fault (personal injury protection).....												
19.2 Other private passenger auto liability.....												
19.3 Commercial auto no-fault (personal injury protection).....												
19.4 Other commercial auto liability.....						20			(11)	15		
21.1 Private passenger auto physical damage.....												
21.2 Commercial auto physical damage.....												
22. Aircraft (all perils).....												
23. Fidelity.....												
24. Surety.....												
26. Burglary and theft.....												
27. Boiler and machinery.....												
28. Credit.....												
30. Warranty.....												
34. Aggregate write-ins for other lines of business.....	0	0	0	0	0	0	0	0	0	0	0	0
35. TOTALS (a).....	97,421	105,281	0	57,471	0	11,670	49,234	0	2,473	31,680	24,078	5,400

**DETAILS OF WRITE-INS**

3401. ....												
3402. ....												
3403. ....												
3498. Summary of remaining write-ins for Line 34 from overflow page.....	0	0	0	0	0	0	0	0	0	0	0	0
3499. TOTALS (Lines 3401 through 3403 plus 3498) (Line 34 above).....	0	0	0	0	0	0	0	0	0	0	0	0

(a) Finance and service charges not included in Lines 1 to 35 \$.....0.  
(b) For health business on indicated lines report: Number of persons insured under PPO managed care products.....0 and number of persons insured under indemnity only products.....0.

**EXHIBIT OF PREMIUMS AND LOSSES (Statutory Page 14)**



NAIC Group Code.....0140    NAIC Company Code....15580

BUSINESS IN THE STATE OF MASSACHUSETTS DURING THE YEAR

19.MA

Line of Business	Gross Premiums, Including Policy and Membership Fees, Less Return Premiums and Premiums on Policies not Taken		3 Dividends Paid or Credited to Policyholders on Direct Business	4 Direct Unearned Premium Reserves	5 Direct Losses Paid (deducting salvage)	6 Direct Losses Incurred	7 Direct Losses Unpaid	8 Direct Defense and Cost Containment Expense Paid	9 Direct Defense and Cost Containment Expense Incurred	10 Direct Defense and Cost Containment Expense Unpaid	11 Commissions and Brokerage Expenses	12 Taxes, Licenses and Fees
	1 Direct Premiums Written	2 Direct Premiums Earned										
1. Fire.....												
2.1 Allied lines.....												
2.2 Multiple peril crop.....												
2.3 Federal flood.....												
2.4 Private crop.....												
2.5 Private flood.....												
3. Farmowners multiple peril.....												
4. Homeowners multiple peril.....												
5.1 Commercial multiple peril (non-liability portion).....												
5.2 Commercial multiple peril (liability portion).....												
6. Mortgage guaranty.....												
8. Ocean marine.....												
9. Inland marine.....												
10. Financial guaranty.....												
11. Medical professional liability.....												
12. Earthquake.....												
13. Group accident and health (b).....												
14. Credit A&H (group and individual).....												
15.1 Collectively renewable A&H (b).....												
15.2 Non-cancelable A&H (b).....												
15.3 Guaranteed renewable A&H (b).....												
15.4 Non-renewable for stated reasons only (b).....												
15.5 Other accident only.....												
15.6 Medicare Title XVIII exempt from state taxes or fees.....												
15.7 All other A&H (b).....												
15.8 Federal employees health benefits plan premium.....												
16. Workers' compensation.....												
17.1 Other liability-occurrence.....												
17.2 Other liability-claims-made.....												
17.3 Excess workers' compensation.....												
18. Products liability.....												
19.1 Private passenger auto no-fault (personal injury protection).....												
19.2 Other private passenger auto liability.....												
19.3 Commercial auto no-fault (personal injury protection).....												
19.4 Other commercial auto liability.....												
21.1 Private passenger auto physical damage.....												
21.2 Commercial auto physical damage.....												
22. Aircraft (all perils).....												
23. Fidelity.....												
24. Surety.....												
26. Burglary and theft.....												
27. Boiler and machinery.....												
28. Credit.....												
30. Warranty.....												
34. Aggregate write-ins for other lines of business.....	0	0	0	0	0	0	0	0	0	0	0	0
35. TOTALS (a).....	0	0	0	0	0	0	0	0	0	0	0	0

DETAILS OF WRITE-INS

3401. ....												
3402. ....												
3403. ....												
3498. Summary of remaining write-ins for Line 34 from overflow page.....	0	0	0	0	0	0	0	0	0	0	0	0
3499. TOTALS (Lines 3401 through 3403 plus 3498) (Line 34 above).....	0	0	0	0	0	0	0	0	0	0	0	0

(a) Finance and service charges not included in Lines 1 to 35 \$.....0.  
(b) For health business on indicated lines report: Number of persons insured under PPO managed care products.....0 and number of persons insured under indemnity only products.....0.

**EXHIBIT OF PREMIUMS AND LOSSES (Statutory Page 14)**



NAIC Group Code.....0140    NAIC Company Code....15580

BUSINESS IN THE STATE OF    MARYLAND    DURING THE YEAR

19.MD

Line of Business	Gross Premiums, Including Policy and Membership Fees, Less Return Premiums and Premiums on Policies not Taken		3 Dividends Paid or Credited to Policyholders on Direct Business	4 Direct Unearned Premium Reserves	5 Direct Losses Paid (deducting salvage)	6 Direct Losses Incurred	7 Direct Losses Unpaid	8 Direct Defense and Cost Containment Expense Paid	9 Direct Defense and Cost Containment Expense Incurred	10 Direct Defense and Cost Containment Expense Unpaid	11 Commissions and Brokerage Expenses	12 Taxes, Licenses and Fees
	1 Direct Premiums Written	2 Direct Premiums Earned										
1. Fire.....												
2.1 Allied lines.....	649	3,512		243		(439)	334		(42)	80	49	13
2.2 Multiple peril crop.....												
2.3 Federal flood.....												
2.4 Private crop.....												
2.5 Private flood.....												
3. Farmowners multiple peril.....												
4. Homeowners multiple peril.....												
5.1 Commercial multiple peril (non-liability portion).....		127				(427)	171		(1,430)	211		
5.2 Commercial multiple peril (liability portion).....	186	169		54		22	90		16	72	37	4
6. Mortgage guaranty.....												
8. Ocean marine.....												
9. Inland marine.....												
10. Financial guaranty.....												
11. Medical professional liability.....												
12. Earthquake.....												
13. Group accident and health (b).....												
14. Credit A&H (group and individual).....												
15.1 Collectively renewable A&H (b).....												
15.2 Non-cancelable A&H (b).....												
15.3 Guaranteed renewable A&H (b).....												
15.4 Non-renewable for stated reasons only (b).....												
15.5 Other accident only.....												
15.6 Medicare Title XVIII exempt from state taxes or fees.....												
15.7 All other A&H (b).....												
15.8 Federal employees health benefits plan premium.....												
16. Workers' compensation.....												
17.1 Other liability-occurrence.....	41,677	114,514		25,441		(20,076)	155,093	25,742	(36,634)	113,782	7,417	1,003
17.2 Other liability-claims-made.....	2,805,410	2,648,627		1,163,374	173,990	(65,930)	1,461,355	640,910	764,727	1,392,544	943,655	58,974
17.3 Excess workers' compensation.....												
18. Products liability.....						(96)	80		(122)	236		
19.1 Private passenger auto no-fault (personal injury protection).....												
19.2 Other private passenger auto liability.....												
19.3 Commercial auto no-fault (personal injury protection).....		266			2,418	1,099	133	591	(869)	5,242		
19.4 Other commercial auto liability.....		11,623			9,806	(2,362)	52,606		(6,320)	5,141		
21.1 Private passenger auto physical damage.....												
21.2 Commercial auto physical damage.....	102,725	108,830			27,621	24,866	(758)	4,447	7,942	15,792	20,545	2,116
22. Aircraft (all perils).....												
23. Fidelity.....												
24. Surety.....												
26. Burglary and theft.....		119										
27. Boiler and machinery.....		1,089				(187)	88		8	11		
28. Credit.....												
30. Warranty.....												
34. Aggregate write-ins for other lines of business.....	0	0	0	0	0	0	0	0	0	0	0	0
35. TOTALS (a).....	2,950,647	2,888,876	0	1,189,112	213,835	(63,530)	1,669,192	671,690	727,276	1,533,111	971,703	62,110

**DETAILS OF WRITE-INS**

3401. ....												
3402. ....												
3403. ....												
3498. Summary of remaining write-ins for Line 34 from overflow page.....	0	0	0	0	0	0	0	0	0	0	0	0
3499. TOTALS (Lines 3401 through 3403 plus 3498) (Line 34 above).....	0	0	0	0	0	0	0	0	0	0	0	0

(a) Finance and service charges not included in Lines 1 to 35 \$.....0.  
(b) For health business on indicated lines report: Number of persons insured under PPO managed care products.....0 and number of persons insured under indemnity only products.....0.

**EXHIBIT OF PREMIUMS AND LOSSES (Statutory Page 14)**



NAIC Group Code.....0140    NAIC Company Code....15580

BUSINESS IN THE STATE OF **MAINE** DURING THE YEAR

Line of Business	Gross Premiums, Including Policy and Membership Fees, Less Return Premiums and Premiums on Policies not Taken		3 Dividends Paid or Credited to Policyholders on Direct Business	4 Direct Unearned Premium Reserves	5 Direct Losses Paid (deducting salvage)	6 Direct Losses Incurred	7 Direct Losses Unpaid	8 Direct Defense and Cost Containment Expense Paid	9 Direct Defense and Cost Containment Expense Incurred	10 Direct Defense and Cost Containment Expense Unpaid	11 Commissions and Brokerage Expenses	12 Taxes, Licenses and Fees
	1 Direct Premiums Written	2 Direct Premiums Earned										
1. Fire.....												
2.1 Allied lines.....	366	507		161							62	7
2.2 Multiple peril crop.....												
2.3 Federal flood.....												
2.4 Private crop.....												
2.5 Private flood.....												
3. Farmowners multiple peril.....												
4. Homeowners multiple peril.....												
5.1 Commercial multiple peril (non-liability portion).....						457	933		260	353		
5.2 Commercial multiple peril (liability portion).....	1,169	1,389		377		137	512		49	230	249	25
6. Mortgage guaranty.....												
8. Ocean marine.....												
9. Inland marine.....	3,494	1,397		2,097		18	18		6	6	699	71
10. Financial guaranty.....												
11. Medical professional liability.....												
12. Earthquake.....												
13. Group accident and health (b).....												
14. Credit A&H (group and individual).....												
15.1 Collectively renewable A&H (b).....												
15.2 Non-cancelable A&H (b).....												
15.3 Guaranteed renewable A&H (b).....												
15.4 Non-renewable for stated reasons only (b).....												
15.5 Other accident only.....												
15.6 Medicare Title XVIII exempt from state taxes or fees.....												
15.7 All other A&H (b).....												
15.8 Federal employees health benefits plan premium.....												
16. Workers' compensation.....												
17.1 Other liability-occurrence.....	750	1,163		563		(291)	1,236		(897)	327	150	15
17.2 Other liability-claims-made.....	338,631	283,500		155,801		1,130	91,483	2,600	4,800	88,054	101,403	7,295
17.3 Excess workers' compensation.....												
18. Products liability.....												
19.1 Private passenger auto no-fault (personal injury protection).....												
19.2 Other private passenger auto liability.....												
19.3 Commercial auto no-fault (personal injury protection).....												
19.4 Other commercial auto liability.....	19,428	7,562		13,065		809	3,940		212	412	3,886	397
21.1 Private passenger auto physical damage.....												
21.2 Commercial auto physical damage.....	32,781	13,081		22,050		(110)	17		110	283	6,556	669
22. Aircraft (all perils).....												
23. Fidelity.....												
24. Surety.....												
26. Burglary and theft.....	1,570	1,570		1,243							471	33
27. Boiler and machinery.....												
28. Credit.....												
30. Warranty.....												
34. Aggregate write-ins for other lines of business.....	0	0	0	0	0	0	0	0	0	0	0	0
35. TOTALS (a).....	398,189	310,169	0	195,357	0	2,150	98,139	2,600	4,540	89,665	113,476	8,512

**DETAILS OF WRITE-INS**

3401. ....												
3402. ....												
3403. ....												
3498. Summary of remaining write-ins for Line 34 from overflow page.....	0	0	0	0	0	0	0	0	0	0	0	0
3499. TOTALS (Lines 3401 through 3403 plus 3498) (Line 34 above).....	0	0	0	0	0	0	0	0	0	0	0	0

(a) Finance and service charges not included in Lines 1 to 35 \$.....0.  
(b) For health business on indicated lines report: Number of persons insured under PPO managed care products.....0 and number of persons insured under indemnity only products.....0.

**EXHIBIT OF PREMIUMS AND LOSSES (Statutory Page 14)**



NAIC Group Code.....0140    NAIC Company Code....15580

BUSINESS IN THE STATE OF MICHIGAN DURING THE YEAR

19 MI

Line of Business	Gross Premiums, Including Policy and Membership Fees, Less Return Premiums and Premiums on Policies not Taken		3 Dividends Paid or Credited to Policyholders on Direct Business	4 Direct Unearned Premium Reserves	5 Direct Losses Paid (deducting salvage)	6 Direct Losses Incurred	7 Direct Losses Unpaid	8 Direct Defense and Cost Containment Expense Paid	9 Direct Defense and Cost Containment Expense Incurred	10 Direct Defense and Cost Containment Expense Unpaid	11 Commissions and Brokerage Expenses	12 Taxes, Licenses and Fees
	1 Direct Premiums Written	2 Direct Premiums Earned										
1. Fire.....												
2.1 Allied lines.....	871	3,686		327	6,414	5,362	608		(235)	459	65	13
2.2 Multiple peril crop.....												
2.3 Federal flood.....												
2.4 Private crop.....												
2.5 Private flood.....												
3. Farmowners multiple peril.....												
4. Homeowners multiple peril.....												
5.1 Commercial multiple peril (non-liability portion).....	(237)	40,540			123,419	121,524	5,764	5,493	5,191	2,378	(47)	18
5.2 Commercial multiple peril (liability portion).....	(7,088)	34,713			14,000	(115,196)	87,730	6,963	(4,882)	43,125	(1,418)	(100)
6. Mortgage guaranty.....												
8. Ocean marine.....												
9. Inland marine.....												
10. Financial guaranty.....												
11. Medical professional liability.....												
12. Earthquake.....												
13. Group accident and health (b).....												
14. Credit A&H (group and individual).....												
15.1 Collectively renewable A&H (b).....												
15.2 Non-cancelable A&H (b).....												
15.3 Guaranteed renewable A&H (b).....												
15.4 Non-renewable for stated reasons only (b).....												
15.5 Other accident only.....												
15.6 Medicare Title XVIII exempt from state taxes or fees.....												
15.7 All other A&H (b).....												
15.8 Federal employees health benefits plan premium.....												
16. Workers' compensation.....												
17.1 Other liability-occurrence.....	3,522	8,078		2,686		(7,308)	27,623		(6,517)	14,952	1,016	53
17.2 Other liability-claims-made.....	2,445,265	2,392,185		1,153,884	254,985	(58,584)	1,453,309	362,388	274,272	1,076,028	685,632	32,902
17.3 Excess workers' compensation.....												
18. Products liability.....						(872)	2,569		(253)	1,575		
19.1 Private passenger auto no-fault (personal injury protection).....												
19.2 Other private passenger auto liability.....												
19.3 Commercial auto no-fault (personal injury protection).....	18,639	21,759		2,388					(93)		3,266	1,078
19.4 Other commercial auto liability.....	27,573	30,724		3,804		989	10,475		532	2,122	4,830	1,597
21.1 Private passenger auto physical damage.....												
21.2 Commercial auto physical damage.....	4,497	7,641		773	2,923	2,738	(39)		(182)	666	806	67
22. Aircraft (all perils).....												
23. Fidelity.....												
24. Surety.....												
26. Burglary and theft.....	2,511	2,511		1,114							753	45
27. Boiler and machinery.....		756				(77)	53			1		
28. Credit.....												
30. Warranty.....												
34. Aggregate write-ins for other lines of business.....	0	0	0	0	0	0	0	0	0	0	0	0
35. TOTALS (a).....	2,495,553	2,542,593	0	1,164,976	401,741	(51,424)	1,588,092	374,844	267,833	1,141,306	694,903	35,673

**DETAILS OF WRITE-INS**

3401. ....												
3402. ....												
3403. ....												
3498. Summary of remaining write-ins for Line 34 from overflow page.....	0	0	0	0	0	0	0	0	0	0	0	0
3499. TOTALS (Lines 3401 through 3403 plus 3498) (Line 34 above).....	0	0	0	0	0	0	0	0	0	0	0	0

(a) Finance and service charges not included in Lines 1 to 35 \$.....0.

(b) For health business on indicated lines report: Number of persons insured under PPO managed care products.....0 and number of persons insured under indemnity only products.....0.

**EXHIBIT OF PREMIUMS AND LOSSES (Statutory Page 14)**



NAIC Group Code.....0140    NAIC Company Code....15580

BUSINESS IN THE STATE OF MINNESOTA    DURING THE YEAR

19.MN

Line of Business	Gross Premiums, Including Policy and Membership Fees, Less Return Premiums and Premiums on Policies not Taken		3 Dividends Paid or Credited to Policyholders on Direct Business	4 Direct Unearned Premium Reserves	5 Direct Losses Paid (deducting salvage)	6 Direct Losses Incurred	7 Direct Losses Unpaid	8 Direct Defense and Cost Containment Expense Paid	9 Direct Defense and Cost Containment Expense Incurred	10 Direct Defense and Cost Containment Expense Unpaid	11 Commissions and Brokerage Expenses	12 Taxes, Licenses and Fees
	1 Direct Premiums Written	2 Direct Premiums Earned										
1. Fire.....												
2.1 Allied lines.....	1,569	1,335		508		15	15		1	1	365	31
2.2 Multiple peril crop.....												
2.3 Federal flood.....												
2.4 Private crop.....												
2.5 Private flood.....												
3. Farmowners multiple peril.....												
4. Homeowners multiple peril.....												
5.1 Commercial multiple peril (non-liability portion).....						(64)	1,822		(51)	683		
5.2 Commercial multiple peril (liability portion).....	947	891		331							284	19
6. Mortgage guaranty.....												
8. Ocean marine.....												
9. Inland marine.....	44,005	42,724		2,043	10,827	(73,619)	20,554		(124)	194	7,971	890
10. Financial guaranty.....												
11. Medical professional liability.....												
12. Earthquake.....												
13. Group accident and health (b).....												
14. Credit A&H (group and individual).....												
15.1 Collectively renewable A&H (b).....												
15.2 Non-cancelable A&H (b).....												
15.3 Guaranteed renewable A&H (b).....												
15.4 Non-renewable for stated reasons only (b).....												
15.5 Other accident only.....												
15.6 Medicare Title XVIII exempt from state taxes or fees.....												
15.7 All other A&H (b).....												
15.8 Federal employees health benefits plan premium.....												
16. Workers' compensation.....												
17.1 Other liability-occurrence.....	1,200	1,150		50		96	302		39	148	216	25
17.2 Other liability-claims-made.....	5,658,236	5,688,217		2,178,749	509,966	367,306	3,175,274	782,323	198,536	2,560,706	1,417,875	114,348
17.3 Excess workers' compensation.....												
18. Products liability.....												
19.1 Private passenger auto no-fault (personal injury protection).....												
19.2 Other private passenger auto liability.....												
19.3 Commercial auto no-fault (personal injury protection).....	14,884	14,418		4,147	26,000	(2,652)	3,621		(1,385)	1,481	2,789	301
19.4 Other commercial auto liability.....	101,091	96,830		9,968	11,459	28,196	39,869		1,677	4,741	18,461	2,044
21.1 Private passenger auto physical damage.....												
21.2 Commercial auto physical damage.....	75,648	67,870		10,743	24,428	24,383	125		2,000	2,915	13,915	1,525
22. Aircraft (all perils).....												
23. Fidelity.....												
24. Surety.....												
26. Burglary and theft.....	1,843	1,770		1,111							553	37
27. Boiler and machinery.....												
28. Credit.....												
30. Warranty.....												
34. Aggregate write-ins for other lines of business.....	0	0	0	0	0	0	0	0	0	0	0	0
35. TOTALS (a).....	5,899,423	5,915,205	0	2,207,650	582,680	343,661	3,241,582	782,323	200,693	2,570,869	1,462,429	119,220

**DETAILS OF WRITE-INS**

3401. ....												
3402. ....												
3403. ....												
3498. Summary of remaining write-ins for Line 34 from overflow page.....	0	0	0	0	0	0	0	0	0	0	0	0
3499. TOTALS (Lines 3401 through 3403 plus 3498) (Line 34 above).....	0	0	0	0	0	0	0	0	0	0	0	0

(a) Finance and service charges not included in Lines 1 to 35 \$....45.

(b) For health business on indicated lines report: Number of persons insured under PPO managed care products.....0 and number of persons insured under indemnity only products.....0.

**EXHIBIT OF PREMIUMS AND LOSSES (Statutory Page 14)**



NAIC Group Code.....0140    NAIC Company Code....15580

BUSINESS IN THE STATE OF MISSOURI DURING THE YEAR

19.MO

Line of Business	Gross Premiums, Including Policy and Membership Fees, Less Return Premiums and Premiums on Policies not Taken		3 Dividends Paid or Credited to Policyholders on Direct Business	4 Direct Unearned Premium Reserves	5 Direct Losses Paid (deducting salvage)	6 Direct Losses Incurred	7 Direct Losses Unpaid	8 Direct Defense and Cost Containment Expense Paid	9 Direct Defense and Cost Containment Expense Incurred	10 Direct Defense and Cost Containment Expense Unpaid	11 Commissions and Brokerage Expenses	12 Taxes, Licenses and Fees
	1 Direct Premiums Written	2 Direct Premiums Earned										
1. Fire.....												
2.1 Allied lines.....	10,027	15,734		3,033	91,274	95,794	6,524		687	1,104	1,668	201
2.2 Multiple peril crop.....												
2.3 Federal flood.....												
2.4 Private crop.....												
2.5 Private flood.....												
3. Farmowners multiple peril.....												
4. Homeowners multiple peril.....												
5.1 Commercial multiple peril (non-liability portion).....	(1,114)	6,764		10	(51,253)	(51,253)	643	33,813	30,945	454	(228)	(22)
5.2 Commercial multiple peril (liability portion).....	1,051	6,630		86	(164)	(164)	5,559		(684)	2,681	218	22
6. Mortgage guaranty.....												
8. Ocean marine.....												
9. Inland marine.....	46,379	36,640		22,047	3,758	(1,526)	617		131	163	9,092	965
10. Financial guaranty.....												
11. Medical professional liability.....						(229)	85		(530)	118		
12. Earthquake.....	1,229	1,232		768							215	25
13. Group accident and health (b).....												
14. Credit A&H (group and individual).....												
15.1 Collectively renewable A&H (b).....												
15.2 Non-cancelable A&H (b).....												
15.3 Guaranteed renewable A&H (b).....												
15.4 Non-renewable for stated reasons only (b).....												
15.5 Other accident only.....												
15.6 Medicare Title XVIII exempt from state taxes or fees.....												
15.7 All other A&H (b).....												
15.8 Federal employees health benefits plan premium.....												
16. Workers' compensation.....												
17.1 Other liability-occurrence.....	14,711	13,706		5,248	13,501	227,918	328,513	86,495	56,124	218,753	2,650	298
17.2 Other liability-claims-made.....	1,967,553	2,009,071		800,548	1,333,505	898,002	1,126,729	356,122	229,592	1,081,983	552,674	40,409
17.3 Excess workers' compensation.....												
18. Products liability.....												
19.1 Private passenger auto no-fault (personal injury protection).....												
19.2 Other private passenger auto liability.....												
19.3 Commercial auto no-fault (personal injury protection).....												
19.4 Other commercial auto liability.....	347,540	300,874		142,238	83,917	214,656	201,639		8,229	13,842	66,525	7,244
21.1 Private passenger auto physical damage.....												
21.2 Commercial auto physical damage.....	191,589	165,991		68,606	80,156	109,108	29,278		3,898	7,852	36,620	3,950
22. Aircraft (all perils).....												
23. Fidelity.....												
24. Surety.....												
26. Burglary and theft.....	585	628		317							176	12
27. Boiler and machinery.....	3,157	3,157		1,245	1	(57)	223		21	23	552	63
28. Credit.....												
30. Warranty.....												
34. Aggregate write-ins for other lines of business.....	0	0	0	0	0	0	0	0	0	0	0	0
35. TOTALS (a).....	2,582,707	2,560,427	0	1,044,146	1,606,112	1,492,249	1,699,810	476,430	328,413	1,326,973	670,162	53,167

**DETAILS OF WRITE-INS**

3401. ....												
3402. ....												
3403. ....												
3498. Summary of remaining write-ins for Line 34 from overflow page.....	0	0	0	0	0	0	0	0	0	0	0	0
3499. TOTALS (Lines 3401 through 3403 plus 3498) (Line 34 above).....	0	0	0	0	0	0	0	0	0	0	0	0

(a) Finance and service charges not included in Lines 1 to 35 \$.....635.  
(b) For health business on indicated lines report: Number of persons insured under PPO managed care products.....0 and number of persons insured under indemnity only products.....0.



**EXHIBIT OF PREMIUMS AND LOSSES (Statutory Page 14)**



NAIC Group Code.....0140    NAIC Company Code....15580

BUSINESS IN THE STATE OF    NORTHERN MARIANA ISLANDS    DURING THE YEAR

19.MP

Line of Business	Gross Premiums, Including Policy and Membership Fees, Less Return Premiums and Premiums on Policies not Taken		3 Dividends Paid or Credited to Policyholders on Direct Business	4 Direct Unearned Premium Reserves	5 Direct Losses Paid (deducting salvage)	6 Direct Losses Incurred	7 Direct Losses Unpaid	8 Direct Defense and Cost Containment Expense Paid	9 Direct Defense and Cost Containment Expense Incurred	10 Direct Defense and Cost Containment Expense Unpaid	11 Commissions and Brokerage Expenses	12 Taxes, Licenses and Fees
	1 Direct Premiums Written	2 Direct Premiums Earned										
1. Fire.....												
2.1 Allied lines.....												
2.2 Multiple peril crop.....												
2.3 Federal flood.....												
2.4 Private crop.....												
2.5 Private flood.....												
3. Farmowners multiple peril.....												
4. Homeowners multiple peril.....												
5.1 Commercial multiple peril (non-liability portion).....												
5.2 Commercial multiple peril (liability portion).....												
6. Mortgage guaranty.....												
8. Ocean marine.....												
9. Inland marine.....												
10. Financial guaranty.....												
11. Medical professional liability.....												
12. Earthquake.....												
13. Group accident and health (b).....												
14. Credit A&H (group and individual).....												
15.1 Collectively renewable A&H (b).....												
15.2 Non-cancelable A&H (b).....												
15.3 Guaranteed renewable A&H (b).....												
15.4 Non-renewable for stated reasons only (b).....												
15.5 Other accident only.....												
15.6 Medicare Title XVIII exempt from state taxes or fees.....												
15.7 All other A&H (b).....												
15.8 Federal employees health benefits plan premium.....												
16. Workers' compensation.....												
17.1 Other liability-occurrence.....												
17.2 Other liability-claims-made.....												
17.3 Excess workers' compensation.....												
18. Products liability.....												
19.1 Private passenger auto no-fault (personal injury protection).....												
19.2 Other private passenger auto liability.....												
19.3 Commercial auto no-fault (personal injury protection).....												
19.4 Other commercial auto liability.....												
21.1 Private passenger auto physical damage.....												
21.2 Commercial auto physical damage.....												
22. Aircraft (all perils).....												
23. Fidelity.....												
24. Surety.....												
26. Burglary and theft.....												
27. Boiler and machinery.....												
28. Credit.....												
30. Warranty.....												
34. Aggregate write-ins for other lines of business.....	0	0	0	0	0	0	0	0	0	0	0	0
35. TOTALS (a).....	0	0	0	0	0	0	0	0	0	0	0	0

DETAILS OF WRITE-INS

3401. ....												
3402. ....												
3403. ....												
3498. Summary of remaining write-ins for Line 34 from overflow page.....	0	0	0	0	0	0	0	0	0	0	0	0
3499. TOTALS (Lines 3401 through 3403 plus 3498) (Line 34 above).....	0	0	0	0	0	0	0	0	0	0	0	0

(a) Finance and service charges not included in Lines 1 to 35 \$.....0.  
(b) For health business on indicated lines report: Number of persons insured under PPO managed care products.....0 and number of persons insured under indemnity only products.....0.

**EXHIBIT OF PREMIUMS AND LOSSES (Statutory Page 14)**



NAIC Group Code.....0140    NAIC Company Code....15580

BUSINESS IN THE STATE OF    MISSISSIPPI    DURING THE YEAR

19.MS

Line of Business	Gross Premiums, Including Policy and Membership Fees, Less Return Premiums and Premiums on Policies not Taken		3 Dividends Paid or Credited to Policyholders on Direct Business	4 Direct Unearned Premium Reserves	5 Direct Losses Paid (deducting salvage)	6 Direct Losses Incurred	7 Direct Losses Unpaid	8 Direct Defense and Cost Containment Expense Paid	9 Direct Defense and Cost Containment Expense Incurred	10 Direct Defense and Cost Containment Expense Unpaid	11 Commissions and Brokerage Expenses	12 Taxes, Licenses and Fees
	1 Direct Premiums Written	2 Direct Premiums Earned										
1. Fire.....												
2.1 Allied lines.....	166	104		62							12	5
2.2 Multiple peril crop.....												
2.3 Federal flood.....												
2.4 Private crop.....												
2.5 Private flood.....												
3. Farmowners multiple peril.....												
4. Homeowners multiple peril.....												
5.1 Commercial multiple peril (non-liability portion).....						(2)	78		(449)	136		
5.2 Commercial multiple peril (liability portion).....												
6. Mortgage guaranty.....												
8. Ocean marine.....												
9. Inland marine.....												
10. Financial guaranty.....												
11. Medical professional liability.....												
12. Earthquake.....												
13. Group accident and health (b).....												
14. Credit A&H (group and individual).....												
15.1 Collectively renewable A&H (b).....												
15.2 Non-cancelable A&H (b).....												
15.3 Guaranteed renewable A&H (b).....												
15.4 Non-renewable for stated reasons only (b).....												
15.5 Other accident only.....												
15.6 Medicare Title XVIII exempt from state taxes or fees.....												
15.7 All other A&H (b).....												
15.8 Federal employees health benefits plan premium.....												
16. Workers' compensation.....												
17.1 Other liability-occurrence.....												
17.2 Other liability-claims-made.....	540,923	542,707		230,556	15,000	24,415	226,607	31,753	(31,966)	220,443	155,997	14,527
17.3 Excess workers' compensation.....												
18. Products liability.....												
19.1 Private passenger auto no-fault (personal injury protection).....												
19.2 Other private passenger auto liability.....												
19.3 Commercial auto no-fault (personal injury protection).....												
19.4 Other commercial auto liability.....												
21.1 Private passenger auto physical damage.....												
21.2 Commercial auto physical damage.....												
22. Aircraft (all perils).....												
23. Fidelity.....												
24. Surety.....												
26. Burglary and theft.....												
27. Boiler and machinery.....												
28. Credit.....												
30. Warranty.....												
34. Aggregate write-ins for other lines of business.....	0	0	0	0	0	0	0	0	0	0	0	0
35. TOTALS (a).....	541,089	542,811	0	230,618	15,000	24,413	226,685	31,753	(32,415)	220,579	156,009	14,532

**DETAILS OF WRITE-INS**

3401. ....												
3402. ....												
3403. ....												
3498. Summary of remaining write-ins for Line 34 from overflow page.....	0	0	0	0	0	0	0	0	0	0	0	0
3499. TOTALS (Lines 3401 through 3403 plus 3498) (Line 34 above).....	0	0	0	0	0	0	0	0	0	0	0	0

(a) Finance and service charges not included in Lines 1 to 35 \$.....0.  
(b) For health business on indicated lines report: Number of persons insured under PPO managed care products.....0 and number of persons insured under indemnity only products.....0.

**EXHIBIT OF PREMIUMS AND LOSSES (Statutory Page 14)**



NAIC Group Code.....0140    NAIC Company Code....15580    BUSINESS IN THE STATE OF MONTANA DURING THE YEAR

19.MT

Line of Business	Gross Premiums, Including Policy and Membership Fees, Less Return Premiums and Premiums on Policies not Taken		3 Dividends Paid or Credited to Policyholders on Direct Business	4 Direct Unearned Premium Reserves	5 Direct Losses Paid (deducting salvage)	6 Direct Losses Incurred	7 Direct Losses Unpaid	8 Direct Defense and Cost Containment Expense Paid	9 Direct Defense and Cost Containment Expense Incurred	10 Direct Defense and Cost Containment Expense Unpaid	11 Commissions and Brokerage Expenses	12 Taxes, Licenses and Fees
	1 Direct Premiums Written	2 Direct Premiums Earned										
1. Fire.....												
2.1 Allied lines.....	789	814		179		(5)	20			3	195	55
2.2 Multiple peril crop.....												
2.3 Federal flood.....												
2.4 Private crop.....												
2.5 Private flood.....												
3. Farmowners multiple peril.....												
4. Homeowners multiple peril.....												
5.1 Commercial multiple peril (non-liability portion).....						(99)	201		6	48		
5.2 Commercial multiple peril (liability portion).....	350	419		69		(207)	350		(169)	184	105	28
6. Mortgage guaranty.....												
8. Ocean marine.....												
9. Inland marine.....												
10. Financial guaranty.....												
11. Medical professional liability.....												
12. Earthquake.....												
13. Group accident and health (b).....												
14. Credit A&H (group and individual).....												
15.1 Collectively renewable A&H (b).....												
15.2 Non-cancelable A&H (b).....												
15.3 Guaranteed renewable A&H (b).....												
15.4 Non-renewable for stated reasons only (b).....												
15.5 Other accident only.....												
15.6 Medicare Title XVIII exempt from state taxes or fees.....												
15.7 All other A&H (b).....												
15.8 Federal employees health benefits plan premium.....												
16. Workers' compensation.....												
17.1 Other liability-occurrence.....	250	1,171		52		(25)	1,758		(341)	919	63	7
17.2 Other liability-claims-made.....	561,389	541,564		249,454	8,000	64,311	208,342	30,223	22,209	209,484	154,657	11,891
17.3 Excess workers' compensation.....												
18. Products liability.....												
19.1 Private passenger auto no-fault (personal injury protection).....												
19.2 Other private passenger auto liability.....												
19.3 Commercial auto no-fault (personal injury protection).....												
19.4 Other commercial auto liability.....	790	821		149		(88)	303		(1)	55	138	22
21.1 Private passenger auto physical damage.....												
21.2 Commercial auto physical damage.....	235	214		60							41	6
22. Aircraft (all perils).....												
23. Fidelity.....												
24. Surety.....												
26. Burglary and theft.....												
27. Boiler and machinery.....	14	14		3							4	
28. Credit.....												
30. Warranty.....												
34. Aggregate write-ins for other lines of business.....	0	0	0	0	0	0	0	0	0	0	0	0
35. TOTALS (a).....	563,817	545,017	0	249,966	8,000	63,887	210,974	30,223	21,704	210,693	155,203	12,009

**DETAILS OF WRITE-INS**

3401. ....												
3402. ....												
3403. ....												
3498. Summary of remaining write-ins for Line 34 from overflow page.....	0	0	0	0	0	0	0	0	0	0	0	0
3499. TOTALS (Lines 3401 through 3403 plus 3498) (Line 34 above).....	0	0	0	0	0	0	0	0	0	0	0	0

(a) Finance and service charges not included in Lines 1 to 35 \$.....0.  
(b) For health business on indicated lines report: Number of persons insured under PPO managed care products.....0 and number of persons insured under indemnity only products.....0.

**EXHIBIT OF PREMIUMS AND LOSSES (Statutory Page 14)**



NAIC Group Code.....0140    NAIC Company Code....15580

BUSINESS IN THE STATE OF    NORTH CAROLINA    DURING THE YEAR

19.NC

Line of Business	Gross Premiums, Including Policy and Membership Fees, Less Return Premiums and Premiums on Policies not Taken		3 Dividends Paid or Credited to Policyholders on Direct Business	4 Direct Unearned Premium Reserves	5 Direct Losses Paid (deducting salvage)	6 Direct Losses Incurred	7 Direct Losses Unpaid	8 Direct Defense and Cost Containment Expense Paid	9 Direct Defense and Cost Containment Expense Incurred	10 Direct Defense and Cost Containment Expense Unpaid	11 Commissions and Brokerage Expenses	12 Taxes, Licenses and Fees
	1 Direct Premiums Written	2 Direct Premiums Earned										
1. Fire.....												
2.1 Allied lines.....	1,030	7,780		386	1,904	1,542	642		(41)	157	102	24
2.2 Multiple peril crop.....												
2.3 Federal flood.....												
2.4 Private crop.....												
2.5 Private flood.....												
3. Farmowners multiple peril.....												
4. Homeowners multiple peril.....												
5.1 Commercial multiple peril (non-liability portion).....		953				(20)	2,110		(124)	934		
5.2 Commercial multiple peril (liability portion).....	(207)	190				163	(159)		126	(45)	(47)	(5)
6. Mortgage guaranty.....												
8. Ocean marine.....												
9. Inland marine.....	2,539	1,840		699	(1)	47	48		8	8	508	(24)
10. Financial guaranty.....												
11. Medical professional liability.....												
12. Earthquake.....												
13. Group accident and health (b).....												
14. Credit A&H (group and individual).....												
15.1 Collectively renewable A&H (b).....												
15.2 Non-cancelable A&H (b).....												
15.3 Guaranteed renewable A&H (b).....												
15.4 Non-renewable for stated reasons only (b).....												
15.5 Other accident only.....												
15.6 Medicare Title XVIII exempt from state taxes or fees.....												
15.7 All other A&H (b).....												
15.8 Federal employees health benefits plan premium.....												
16. Workers' compensation.....												
17.1 Other liability-occurrence.....	2,250	110,078		177	2,862	19,783	164,035	41,145	(50,211)	86,859	494	563
17.2 Other liability-claims-made.....	2,465,762	2,520,499		1,130,192	236,815	111,688	1,218,305	200,342	658,893	1,992,111	725,706	54,049
17.3 Excess workers' compensation.....												
18. Products liability.....							1		12	12		
19.1 Private passenger auto no-fault (personal injury protection).....												
19.2 Other private passenger auto liability.....												
19.3 Commercial auto no-fault (personal injury protection).....												
19.4 Other commercial auto liability.....	87,722	61,107		30,138	4,615	5,801	24,364		1,070	4,218	16,430	1,626
21.1 Private passenger auto physical damage.....												
21.2 Commercial auto physical damage.....	50,618	40,943		11,465	4	(750)	(34)		(271)	2,214	9,669	1,016
22. Aircraft (all perils).....												
23. Fidelity.....												
24. Surety.....												
26. Burglary and theft.....	3,625	3,693		2,453							1,088	84
27. Boiler and machinery.....	12	752		5		(89)	53			1	2	
28. Credit.....												
30. Warranty.....												
34. Aggregate write-ins for other lines of business.....	0	0	0	0	0	0	0	0	0	0	0	0
35. TOTALS (a).....	2,613,351	2,747,835	0	1,175,515	246,199	138,166	1,409,365	241,487	609,462	2,086,469	753,952	57,333

**DETAILS OF WRITE-INS**

3401. ....												
3402. ....												
3403. ....												
3498. Summary of remaining write-ins for Line 34 from overflow page.....	0	0	0	0	0	0	0	0	0	0	0	0
3499. TOTALS (Lines 3401 through 3403 plus 3498) (Line 34 above).....	0	0	0	0	0	0	0	0	0	0	0	0

(a) Finance and service charges not included in Lines 1 to 35 \$.....0.  
(b) For health business on indicated lines report: Number of persons insured under PPO managed care products.....0 and number of persons insured under indemnity only products.....0.

**EXHIBIT OF PREMIUMS AND LOSSES (Statutory Page 14)**



NAIC Group Code.....0140    NAIC Company Code....15580

BUSINESS IN THE STATE OF    NORTH DAKOTA    DURING THE YEAR

19.ND

Line of Business	Gross Premiums, Including Policy and Membership Fees, Less Return Premiums and Premiums on Policies not Taken		3 Dividends Paid or Credited to Policyholders on Direct Business	4 Direct Unearned Premium Reserves	5 Direct Losses Paid (deducting salvage)	6 Direct Losses Incurred	7 Direct Losses Unpaid	8 Direct Defense and Cost Containment Expense Paid	9 Direct Defense and Cost Containment Expense Incurred	10 Direct Defense and Cost Containment Expense Unpaid	11 Commissions and Brokerage Expenses	12 Taxes, Licenses and Fees
	1 Direct Premiums Written	2 Direct Premiums Earned										
1. Fire.....												
2.1 Allied lines.....	59	69		33							(2)	1
2.2 Multiple peril crop.....												
2.3 Federal flood.....												
2.4 Private crop.....												
2.5 Private flood.....												
3. Farmowners multiple peril.....												
4. Homeowners multiple peril.....												
5.1 Commercial multiple peril (non-liability portion).....						(56)			(9)			
5.2 Commercial multiple peril (liability portion).....	(29)	15									(8)	(1)
6. Mortgage guaranty.....												
8. Ocean marine.....												
9. Inland marine.....	450	450		281		17	17		1	1	90	8
10. Financial guaranty.....												
11. Medical professional liability.....												
12. Earthquake.....												
13. Group accident and health (b).....												
14. Credit A&H (group and individual).....												
15.1 Collectively renewable A&H (b).....												
15.2 Non-cancelable A&H (b).....												
15.3 Guaranteed renewable A&H (b).....												
15.4 Non-renewable for stated reasons only (b).....												
15.5 Other accident only.....												
15.6 Medicare Title XVIII exempt from state taxes or fees.....												
15.7 All other A&H (b).....												
15.8 Federal employees health benefits plan premium.....												
16. Workers' compensation.....												
17.1 Other liability-occurrence.....												
17.2 Other liability-claims-made.....	530,295	508,434		202,875	13,108	32,439	163,649	16,622	16,177	186,318	158,065	10,670
17.3 Excess workers' compensation.....												
18. Products liability.....												
19.1 Private passenger auto no-fault (personal injury protection).....												
19.2 Other private passenger auto liability.....												
19.3 Commercial auto no-fault (personal injury protection).....	606	631		182		16	100		2	17	121	12
19.4 Other commercial auto liability.....	21,165	23,543		7,870	3	5,640	8,734		738	1,032	4,233	402
21.1 Private passenger auto physical damage.....												
21.2 Commercial auto physical damage.....	8,750	8,525		3,562	30,680	29,128	8,504		186	229	1,750	165
22. Aircraft (all perils).....												
23. Fidelity.....												
24. Surety.....												
26. Burglary and theft.....												
27. Boiler and machinery.....												
28. Credit.....												
30. Warranty.....												
34. Aggregate write-ins for other lines of business.....	0	0	0	0	0	0	0	0	0	0	0	0
35. TOTALS (a).....	561,296	541,667	0	214,803	43,791	67,184	181,004	16,622	17,095	187,597	164,249	11,257

**DETAILS OF WRITE-INS**

3401. ....												
3402. ....												
3403. ....												
3498. Summary of remaining write-ins for Line 34 from overflow page.....	0	0	0	0	0	0	0	0	0	0	0	0
3499. TOTALS (Lines 3401 through 3403 plus 3498) (Line 34 above).....	0	0	0	0	0	0	0	0	0	0	0	0

(a) Finance and service charges not included in Lines 1 to 35 \$....45.

(b) For health business on indicated lines report: Number of persons insured under PPO managed care products.....0 and number of persons insured under indemnity only products.....0.

**EXHIBIT OF PREMIUMS AND LOSSES (Statutory Page 14)**



NAIC Group Code.....0140    NAIC Company Code....15580

BUSINESS IN THE STATE OF **NEBRASKA** DURING THE YEAR

19.NE

Line of Business	Gross Premiums, Including Policy and Membership Fees, Less Return Premiums and Premiums on Policies not Taken		3 Dividends Paid or Credited to Policyholders on Direct Business	4 Direct Unearned Premium Reserves	5 Direct Losses Paid (deducting salvage)	6 Direct Losses Incurred	7 Direct Losses Unpaid	8 Direct Defense and Cost Containment Expense Paid	9 Direct Defense and Cost Containment Expense Incurred	10 Direct Defense and Cost Containment Expense Unpaid	11 Commissions and Brokerage Expenses	12 Taxes, Licenses and Fees
	1 Direct Premiums Written	2 Direct Premiums Earned										
1. Fire.....												
2.1 Allied lines.....	2,167	2,103		1,824		107	127		16	18	365	34
2.2 Multiple peril crop.....												
2.3 Federal flood.....												
2.4 Private crop.....												
2.5 Private flood.....												
3. Farmowners multiple peril.....												
4. Homeowners multiple peril.....												
5.1 Commercial multiple peril (non-liability portion).....	638	658		112		(38)	52		(5)	2	112	10
5.2 Commercial multiple peril (liability portion).....												
6. Mortgage guaranty.....												
8. Ocean marine.....												
9. Inland marine.....												
10. Financial guaranty.....												
11. Medical professional liability.....												
12. Earthquake.....												
13. Group accident and health (b).....												
14. Credit A&H (group and individual).....												
15.1 Collectively renewable A&H (b).....												
15.2 Non-cancelable A&H (b).....												
15.3 Guaranteed renewable A&H (b).....												
15.4 Non-renewable for stated reasons only (b).....												
15.5 Other accident only.....												
15.6 Medicare Title XVIII exempt from state taxes or fees.....												
15.7 All other A&H (b).....												
15.8 Federal employees health benefits plan premium.....												
16. Workers' compensation.....												
17.1 Other liability-occurrence.....	5,499	16,806		3,910	225,000	123,861	34,573	13,804	(16,604)	25,663	962	79
17.2 Other liability-claims-made.....	648,130	718,049		279,797		(29,989)	542,344	372,883	766,115	1,033,813	146,318	10,563
17.3 Excess workers' compensation.....												
18. Products liability.....						(13)			(1)			
19.1 Private passenger auto no-fault (personal injury protection).....												
19.2 Other private passenger auto liability.....												
19.3 Commercial auto no-fault (personal injury protection).....												
19.4 Other commercial auto liability.....	5,486	4,656		1,503	(1)	720	1,281		167	221	989	35
21.1 Private passenger auto physical damage.....												
21.2 Commercial auto physical damage.....	10,491	8,275		2,453	5,704	5,688		267		276	2,018	123
22. Aircraft (all perils).....												
23. Fidelity.....												
24. Surety.....												
26. Burglary and theft.....												
27. Boiler and machinery.....	155	154		136		11	11				27	2
28. Credit.....												
30. Warranty.....												
34. Aggregate write-ins for other lines of business.....	0	0	0	0	0	0	0	0	0	0	0	0
35. TOTALS (a).....	672,566	750,701	0	289,735	230,703	100,347	578,388	386,687	749,955	1,059,993	150,791	10,846

**DETAILS OF WRITE-INS**

3401. ....												
3402. ....												
3403. ....												
3498. Summary of remaining write-ins for Line 34 from overflow page.....	0	0	0	0	0	0	0	0	0	0	0	0
3499. TOTALS (Lines 3401 through 3403 plus 3498) (Line 34 above).....	0	0	0	0	0	0	0	0	0	0	0	0

(a) Finance and service charges not included in Lines 1 to 35 \$.....15.

(b) For health business on indicated lines report: Number of persons insured under PPO managed care products.....0 and number of persons insured under indemnity only products.....0.

**EXHIBIT OF PREMIUMS AND LOSSES (Statutory Page 14)**



NAIC Group Code.....0140    NAIC Company Code....15580

BUSINESS IN THE STATE OF    NEW HAMPSHIRE    DURING THE YEAR

19.NH

Line of Business	Gross Premiums, Including Policy and Membership Fees, Less Return Premiums and Premiums on Policies not Taken		3 Dividends Paid or Credited to Policyholders on Direct Business	4 Direct Unearned Premium Reserves	5 Direct Losses Paid (deducting salvage)	6 Direct Losses Incurred	7 Direct Losses Unpaid	8 Direct Defense and Cost Containment Expense Paid	9 Direct Defense and Cost Containment Expense Incurred	10 Direct Defense and Cost Containment Expense Unpaid	11 Commissions and Brokerage Expenses	12 Taxes, Licenses and Fees
	1 Direct Premiums Written	2 Direct Premiums Earned										
1. Fire.....												
2.1 Allied lines.....												
2.2 Multiple peril crop.....												
2.3 Federal flood.....												
2.4 Private crop.....												
2.5 Private flood.....												
3. Farmowners multiple peril.....												
4. Homeowners multiple peril.....												
5.1 Commercial multiple peril (non-liability portion).....												
5.2 Commercial multiple peril (liability portion).....												
6. Mortgage guaranty.....												
8. Ocean marine.....												
9. Inland marine.....												
10. Financial guaranty.....												
11. Medical professional liability.....												
12. Earthquake.....												
13. Group accident and health (b).....												
14. Credit A&H (group and individual).....												
15.1 Collectively renewable A&H (b).....												
15.2 Non-cancelable A&H (b).....												
15.3 Guaranteed renewable A&H (b).....												
15.4 Non-renewable for stated reasons only (b).....												
15.5 Other accident only.....												
15.6 Medicare Title XVIII exempt from state taxes or fees.....												
15.7 All other A&H (b).....												
15.8 Federal employees health benefits plan premium.....												
16. Workers' compensation.....												
17.1 Other liability-occurrence.....												
17.2 Other liability-claims-made.....												
17.3 Excess workers' compensation.....												
18. Products liability.....												
19.1 Private passenger auto no-fault (personal injury protection).....												
19.2 Other private passenger auto liability.....												
19.3 Commercial auto no-fault (personal injury protection).....												
19.4 Other commercial auto liability.....												
21.1 Private passenger auto physical damage.....												
21.2 Commercial auto physical damage.....												
22. Aircraft (all perils).....												
23. Fidelity.....												
24. Surety.....												
26. Burglary and theft.....												
27. Boiler and machinery.....												
28. Credit.....												
30. Warranty.....												
34. Aggregate write-ins for other lines of business.....	0	0	0	0	0	0	0	0	0	0	0	0
35. TOTALS (a).....	0	0	0	0	0	0	0	0	0	0	0	0

DETAILS OF WRITE-INS

3401. ....												
3402. ....												
3403. ....												
3498. Summary of remaining write-ins for Line 34 from overflow page.....	0	0	0	0	0	0	0	0	0	0	0	0
3499. TOTALS (Lines 3401 through 3403 plus 3498) (Line 34 above).....	0	0	0	0	0	0	0	0	0	0	0	0

(a) Finance and service charges not included in Lines 1 to 35 \$.....0.  
(b) For health business on indicated lines report: Number of persons insured under PPO managed care products.....0 and number of persons insured under indemnity only products.....0.

**EXHIBIT OF PREMIUMS AND LOSSES (Statutory Page 14)**



NAIC Group Code.....0140    NAIC Company Code....15580    BUSINESS IN THE STATE OF NEW JERSEY DURING THE YEAR

19'NJ

Line of Business	Gross Premiums, Including Policy and Membership Fees, Less Return Premiums and Premiums on Policies not Taken		3 Dividends Paid or Credited to Policyholders on Direct Business	4 Direct Unearned Premium Reserves	5 Direct Losses Paid (deducting salvage)	6 Direct Losses Incurred	7 Direct Losses Unpaid	8 Direct Defense and Cost Containment Expense Paid	9 Direct Defense and Cost Containment Expense Incurred	10 Direct Defense and Cost Containment Expense Unpaid	11 Commissions and Brokerage Expenses	12 Taxes, Licenses and Fees
	1 Direct Premiums Written	2 Direct Premiums Earned										
1. Fire.....												
2.1 Allied lines.....												
2.2 Multiple peril crop.....												
2.3 Federal flood.....												
2.4 Private crop.....												
2.5 Private flood.....												
3. Farmowners multiple peril.....												
4. Homeowners multiple peril.....												
5.1 Commercial multiple peril (non-liability portion).....												
5.2 Commercial multiple peril (liability portion).....												
6. Mortgage guaranty.....												
8. Ocean marine.....												
9. Inland marine.....												
10. Financial guaranty.....												
11. Medical professional liability.....												
12. Earthquake.....												
13. Group accident and health (b).....												
14. Credit A&H (group and individual).....												
15.1 Collectively renewable A&H (b).....												
15.2 Non-cancelable A&H (b).....												
15.3 Guaranteed renewable A&H (b).....												
15.4 Non-renewable for stated reasons only (b).....												
15.5 Other accident only.....												
15.6 Medicare Title XVIII exempt from state taxes or fees.....												
15.7 All other A&H (b).....												
15.8 Federal employees health benefits plan premium.....												
16. Workers' compensation.....												
17.1 Other liability-occurrence.....												
17.2 Other liability-claims-made.....												
17.3 Excess workers' compensation.....												
18. Products liability.....												
19.1 Private passenger auto no-fault (personal injury protection).....												
19.2 Other private passenger auto liability.....												
19.3 Commercial auto no-fault (personal injury protection).....												
19.4 Other commercial auto liability.....												
21.1 Private passenger auto physical damage.....												
21.2 Commercial auto physical damage.....												
22. Aircraft (all perils).....												
23. Fidelity.....												
24. Surety.....												
26. Burglary and theft.....												
27. Boiler and machinery.....												
28. Credit.....												
30. Warranty.....												
34. Aggregate write-ins for other lines of business.....	0	0	0	0	0	0	0	0	0	0	0	0
35. TOTALS (a).....	0	0	0	0	0	0	0	0	0	0	0	0

DETAILS OF WRITE-INS

3401. ....												
3402. ....												
3403. ....												
3498. Summary of remaining write-ins for Line 34 from overflow page.....	0	0	0	0	0	0	0	0	0	0	0	0
3499. TOTALS (Lines 3401 through 3403 plus 3498) (Line 34 above).....	0	0	0	0	0	0	0	0	0	0	0	0

(a) Finance and service charges not included in Lines 1 to 35 \$.....0.  
(b) For health business on indicated lines report: Number of persons insured under PPO managed care products.....0 and number of persons insured under indemnity only products.....0.



**EXHIBIT OF PREMIUMS AND LOSSES (Statutory Page 14)**



NAIC Group Code.....0140    NAIC Company Code....15580    BUSINESS IN THE STATE OF NEW MEXICO    DURING THE YEAR

19.NM

Line of Business	Gross Premiums, Including Policy and Membership Fees, Less Return Premiums and Premiums on Policies not Taken		3 Dividends Paid or Credited to Policyholders on Direct Business	4 Direct Unearned Premium Reserves	5 Direct Losses Paid (deducting salvage)	6 Direct Losses Incurred	7 Direct Losses Unpaid	8 Direct Defense and Cost Containment Expense Paid	9 Direct Defense and Cost Containment Expense Incurred	10 Direct Defense and Cost Containment Expense Unpaid	11 Commissions and Brokerage Expenses	12 Taxes, Licenses and Fees
	1 Direct Premiums Written	2 Direct Premiums Earned										
1. Fire.....												
2.1 Allied lines.....	3,061	3,049		661		18	205		14	35	522	93
2.2 Multiple peril crop.....												
2.3 Federal flood.....												
2.4 Private crop.....												
2.5 Private flood.....												
3. Farmowners multiple peril.....												
4. Homeowners multiple peril.....												
5.1 Commercial multiple peril (non-liability portion).....	1,121	497		649	26	1,413	185	547	246	34		
5.2 Commercial multiple peril (liability portion).....	1,389	1,121		562	109	549	30	292	313	42		
6. Mortgage guaranty.....												
8. Ocean marine.....												
9. Inland marine.....												
10. Financial guaranty.....												
11. Medical professional liability.....												
12. Earthquake.....												
13. Group accident and health (b).....												
14. Credit A&H (group and individual).....												
15.1 Collectively renewable A&H (b).....												
15.2 Non-cancelable A&H (b).....												
15.3 Guaranteed renewable A&H (b).....												
15.4 Non-renewable for stated reasons only (b).....												
15.5 Other accident only.....												
15.6 Medicare Title XVIII exempt from state taxes or fees.....												
15.7 All other A&H (b).....												
15.8 Federal employees health benefits plan premium.....												
16. Workers' compensation.....												
17.1 Other liability-occurrence.....	18,561	19,957		1,992	(1,302)	248,401	90,496	76,407	56,907	3,811	488	
17.2 Other liability-claims-made.....	823,239	778,994		350,335	65,482	103,213	392,317	105,248	(1,539)	780,058	239,148	26,979
17.3 Excess workers' compensation.....												
18. Products liability.....												
19.1 Private passenger auto no-fault (personal injury protection).....												
19.2 Other private passenger auto liability.....												
19.3 Commercial auto no-fault (personal injury protection).....												
19.4 Other commercial auto liability.....	11,961	82,163		1,578	(1,913)	20,064	41,730	1,693	5,129	2,093	362	
21.1 Private passenger auto physical damage.....												
21.2 Commercial auto physical damage.....	2,937	18,932		332	10,917	10,668	(23)	16,715	17,149	514	89	
22. Aircraft (all perils).....												
23. Fidelity.....	166	131		35							29	5
24. Surety.....												
26. Burglary and theft.....	2,672	2,672		210							786	18
27. Boiler and machinery.....	414	414		86		29			1	72	12	
28. Credit.....												
30. Warranty.....												
34. Aggregate write-ins for other lines of business.....	0	0	0	0	0	0	0	0	0	0	0	0
35. TOTALS (a).....	865,521	907,930	0	356,440	74,486	132,796	684,621	195,744	93,505	860,118	247,534	28,122

**DETAILS OF WRITE-INS**

3401. ....												
3402. ....												
3403. ....												
3498. Summary of remaining write-ins for Line 34 from overflow page.....	0	0	0	0	0	0	0	0	0	0	0	0
3499. TOTALS (Lines 3401 through 3403 plus 3498) (Line 34 above).....	0	0	0	0	0	0	0	0	0	0	0	0

(a) Finance and service charges not included in Lines 1 to 35 \$.....0.  
(b) For health business on indicated lines report: Number of persons insured under PPO managed care products.....0 and number of persons insured under indemnity only products.....0.

**EXHIBIT OF PREMIUMS AND LOSSES (Statutory Page 14)**



NAIC Group Code.....0140    NAIC Company Code....15580    BUSINESS IN THE STATE OF NEVADA    DURING THE YEAR

19.NV

Line of Business	Gross Premiums, Including Policy and Membership Fees, Less Return Premiums and Premiums on Policies not Taken		3 Dividends Paid or Credited to Policyholders on Direct Business	4 Direct Unearned Premium Reserves	5 Direct Losses Paid (deducting salvage)	6 Direct Losses Incurred	7 Direct Losses Unpaid	8 Direct Defense and Cost Containment Expense Paid	9 Direct Defense and Cost Containment Expense Incurred	10 Direct Defense and Cost Containment Expense Unpaid	11 Commissions and Brokerage Expenses	12 Taxes, Licenses and Fees
	1 Direct Premiums Written	2 Direct Premiums Earned										
1. Fire.....												
2.1 Allied lines.....												
2.2 Multiple peril crop.....												
2.3 Federal flood.....												
2.4 Private crop.....												
2.5 Private flood.....												
3. Farmowners multiple peril.....												
4. Homeowners multiple peril.....												
5.1 Commercial multiple peril (non-liability portion).....						(11)	102		(544)	48		
5.2 Commercial multiple peril (liability portion).....						(6)	(2)		(27)	(2)		
6. Mortgage guaranty.....												
8. Ocean marine.....												
9. Inland marine.....												
10. Financial guaranty.....												
11. Medical professional liability.....												
12. Earthquake.....												
13. Group accident and health (b).....												
14. Credit A&H (group and individual).....												
15.1 Collectively renewable A&H (b).....												
15.2 Non-cancelable A&H (b).....												
15.3 Guaranteed renewable A&H (b).....												
15.4 Non-renewable for stated reasons only (b).....												
15.5 Other accident only.....												
15.6 Medicare Title XVIII exempt from state taxes or fees.....												
15.7 All other A&H (b).....												
15.8 Federal employees health benefits plan premium.....												
16. Workers' compensation.....												
17.1 Other liability-occurrence.....	7,150	10,535		729	1	4,114	11,140		1,115	5,397	1,591	286
17.2 Other liability-claims-made.....	2,586,851	2,457,852		1,095,008	922,530	1,224,363	1,210,195	1,497,617	11,312,786	11,159,770	764,724	100,490
17.3 Excess workers' compensation.....												
18. Products liability.....												
19.1 Private passenger auto no-fault (personal injury protection).....												
19.2 Other private passenger auto liability.....												
19.3 Commercial auto no-fault (personal injury protection).....												
19.4 Other commercial auto liability.....	6,536	1,409		5,263		74	484		37	58	1,144	229
21.1 Private passenger auto physical damage.....												
21.2 Commercial auto physical damage.....	1,203	240		963					(31)	10	211	42
22. Aircraft (all perils).....												
23. Fidelity.....												
24. Surety.....												
26. Burglary and theft.....												
27. Boiler and machinery.....												
28. Credit.....												
30. Warranty.....												
34. Aggregate write-ins for other lines of business.....	0	0	0	0	0	0	0	0	0	0	0	0
35. TOTALS (a).....	2,601,740	2,470,036	0	1,101,963	922,531	1,228,534	1,221,919	1,497,617	11,313,336	11,165,281	767,670	101,047

**DETAILS OF WRITE-INS**

3401. ....												
3402. ....												
3403. ....												
3498. Summary of remaining write-ins for Line 34 from overflow page.....	0	0	0	0	0	0	0	0	0	0	0	0
3499. TOTALS (Lines 3401 through 3403 plus 3498) (Line 34 above).....	0	0	0	0	0	0	0	0	0	0	0	0

(a) Finance and service charges not included in Lines 1 to 35 \$.....0.  
(b) For health business on indicated lines report: Number of persons insured under PPO managed care products.....0 and number of persons insured under indemnity only products.....0.

**EXHIBIT OF PREMIUMS AND LOSSES (Statutory Page 14)**



NAIC Group Code.....0140    NAIC Company Code....15580

BUSINESS IN THE STATE OF    NEW YORK    DURING THE YEAR

19.NY

Line of Business	Gross Premiums, Including Policy and Membership Fees, Less Return Premiums and Premiums on Policies not Taken		3 Dividends Paid or Credited to Policyholders on Direct Business	4 Direct Unearned Premium Reserves	5 Direct Losses Paid (deducting salvage)	6 Direct Losses Incurred	7 Direct Losses Unpaid	8 Direct Defense and Cost Containment Expense Paid	9 Direct Defense and Cost Containment Expense Incurred	10 Direct Defense and Cost Containment Expense Unpaid	11 Commissions and Brokerage Expenses	12 Taxes, Licenses and Fees
	1 Direct Premiums Written	2 Direct Premiums Earned										
1. Fire.....	101	90		133	90	118	61	28	38	26	38	140
2.1 Allied lines.....	7,564	16,270		3,017	4,599	4,040	1,296	44	(35)	328	1,144	195
2.2 Multiple peril crop.....												
2.3 Federal flood.....												
2.4 Private crop.....												
2.5 Private flood.....												
3. Farmowners multiple peril.....												
4. Homeowners multiple peril.....												
5.1 Commercial multiple peril (non-liability portion).....	14,380	25,206		8,703		(1,361)	1,329		(177)	426	2,664	302
5.2 Commercial multiple peril (liability portion).....	13,020	33,774		11,240		(2,016)	63,077	33,207	45,409	59,054	2,289	276
6. Mortgage guaranty.....												
8. Ocean marine.....												
9. Inland marine.....												
10. Financial guaranty.....												
11. Medical professional liability.....												
12. Earthquake.....		1,378										
13. Group accident and health (b).....												
14. Credit A&H (group and individual).....												
15.1 Collectively renewable A&H (b).....												
15.2 Non-cancelable A&H (b).....												
15.3 Guaranteed renewable A&H (b).....												
15.4 Non-renewable for stated reasons only (b).....												
15.5 Other accident only.....												
15.6 Medicare Title XVIII exempt from state taxes or fees.....												
15.7 All other A&H (b).....												
15.8 Federal employees health benefits plan premium.....												
16. Workers' compensation.....												
17.1 Other liability-occurrence.....	30,384,568	38,522,930		20,157,343	10,618,358	54,995,218	131,900,057	794,644	2,043,852	9,070,662	2,899,513	798,266
17.2 Other liability-claims-made.....	3,841,843	4,271,812		2,070,882	3,249,124	(2,865,112)	7,627,948	1,246,032	1,404,113	2,553,499	674,013	149,305
17.3 Excess workers' compensation.....												
18. Products liability.....	(121,846)	432,092				91,779	1,015,254	531	3,316	354,122	(15,747)	(1,971)
19.1 Private passenger auto no-fault (personal injury protection).....												
19.2 Other private passenger auto liability.....		(4)										
19.3 Commercial auto no-fault (personal injury protection).....	7,970	9,207		3,452	4,769	4,769		37	37		1,483	201
19.4 Other commercial auto liability.....	299,304	291,860		143,307	102,487	76,822	131,005	184	10,849	29,893	53,665	12,421
21.1 Private passenger auto physical damage.....												
21.2 Commercial auto physical damage.....	16,916	20,510		6,825	7,122	4,811	(1,180)		(1,697)	2,514	3,175	470
22. Aircraft (all perils).....												
23. Fidelity.....		91										
24. Surety.....												
26. Burglary and theft.....	714	687		27							158	36
27. Boiler and machinery.....	1,015	2,553		432		(122)	235		11	14	188	27
28. Credit.....												
30. Warranty.....												
34. Aggregate write-ins for other lines of business.....	0	0	0	0	0	0	0	0	0	0	0	0
35. TOTALS (a).....	34,465,549	43,628,456	0	22,405,361	13,986,549	52,308,946	140,739,082	2,074,707	3,505,716	12,070,538	3,622,583	959,668

**DETAILS OF WRITE-INS**

3401. ....												
3402. ....												
3403. ....												
3498. Summary of remaining write-ins for Line 34 from overflow page.....	0	0	0	0	0	0	0	0	0	0	0	0
3499. TOTALS (Lines 3401 through 3403 plus 3498) (Line 34 above).....	0	0	0	0	0	0	0	0	0	0	0	0

(a) Finance and service charges not included in Lines 1 to 35 \$.....0.

(b) For health business on indicated lines report: Number of persons insured under PPO managed care products.....0 and number of persons insured under indemnity only products.....0.

**EXHIBIT OF PREMIUMS AND LOSSES (Statutory Page 14)**



NAIC Group Code.....0140    NAIC Company Code....15580

BUSINESS IN THE STATE OF   OHIO   DURING THE YEAR

Line of Business	Gross Premiums, Including Policy and Membership Fees, Less Return Premiums and Premiums on Policies not Taken		3 Dividends Paid or Credited to Policyholders on Direct Business	4 Direct Unearned Premium Reserves	5 Direct Losses Paid (deducting salvage)	6 Direct Losses Incurred	7 Direct Losses Unpaid	8 Direct Defense and Cost Containment Expense Paid	9 Direct Defense and Cost Containment Expense Incurred	10 Direct Defense and Cost Containment Expense Unpaid	11 Commissions and Brokerage Expenses	12 Taxes, Licenses and Fees
	1 Direct Premiums Written	2 Direct Premiums Earned										
1. Fire.....												
2.1 Allied lines.....	47,266	54,562		11,558	167,418	141,869	4,419		(827)	1,257	10,460	414
2.2 Multiple peril crop.....												
2.3 Federal flood.....												
2.4 Private crop.....												
2.5 Private flood.....												
3. Farmowners multiple peril.....												
4. Homeowners multiple peril.....												
5.1 Commercial multiple peril (non-liability portion).....	5,517	6,325		1,291	(1)	154	1,807		(304)	727	1,241	58
5.2 Commercial multiple peril (liability portion).....	2,500	2,681		848		96	2,041		(385)	1,632	563	37
6. Mortgage guaranty.....												
8. Ocean marine.....												
9. Inland marine.....	4,752	4,893		1,271	(1)	214	226		13	13	1,007	51
10. Financial guaranty.....												
11. Medical professional liability.....						(864)	317		(1,940)	467		
12. Earthquake.....		651										
13. Group accident and health (b).....												
14. Credit A&H (group and individual).....												
15.1 Collectively renewable A&H (b).....												
15.2 Non-cancelable A&H (b).....												
15.3 Guaranteed renewable A&H (b).....												
15.4 Non-renewable for stated reasons only (b).....												
15.5 Other accident only.....												
15.6 Medicare Title XVIII exempt from state taxes or fees.....												
15.7 All other A&H (b).....												
15.8 Federal employees health benefits plan premium.....												
16. Workers' compensation.....												
17.1 Other liability-occurrence.....	115,957	286,598		15,184	171,231	(68,815)	1,608,558	372,342	193,692	542,380	26,816	2,296
17.2 Other liability-claims-made.....	1,995,486	2,100,066		929,232	1,275,612	330,652	1,510,943	263,742	(215,199)	929,802	572,063	33,131
17.3 Excess workers' compensation.....												
18. Products liability.....						8	58		(6)	32		
19.1 Private passenger auto no-fault (personal injury protection).....												
19.2 Other private passenger auto liability.....												
19.3 Commercial auto no-fault (personal injury protection).....												
19.4 Other commercial auto liability.....	357,299	498,573		8,005	79,533	17,029	263,816	1,724	6,899	46,729	71,657	5,508
21.1 Private passenger auto physical damage.....												
21.2 Commercial auto physical damage.....	87,466	119,112		5,260	66,706	57,654	7,336	2,952	3,241	8,160	19,653	1,339
22. Aircraft (all perils).....												
23. Fidelity.....												
24. Surety.....												
26. Burglary and theft.....	1,566	2,379		585							469	23
27. Boiler and machinery.....	4,579	6,618		663		(215)	517		55	96	1,030	64
28. Credit.....												
30. Warranty.....												
34. Aggregate write-ins for other lines of business.....	0	0	0	0	0	0	0	0	0	0	0	0
35. TOTALS (a).....	2,622,388	3,082,458	0	973,897	1,760,498	477,782	3,400,038	640,760	(14,761)	1,531,295	704,959	42,921

**DETAILS OF WRITE-INS**

3401. ....												
3402. ....												
3403. ....												
3498. Summary of remaining write-ins for Line 34 from overflow page.....	0	0	0	0	0	0	0	0	0	0	0	0
3499. TOTALS (Lines 3401 through 3403 plus 3498) (Line 34 above).....	0	0	0	0	0	0	0	0	0	0	0	0

(a) Finance and service charges not included in Lines 1 to 35 \$.....90.

(b) For health business on indicated lines report: Number of persons insured under PPO managed care products.....0 and number of persons insured under indemnity only products.....0.

**EXHIBIT OF PREMIUMS AND LOSSES (Statutory Page 14)**



NAIC Group Code.....0140    NAIC Company Code....15580

BUSINESS IN THE STATE OF    OKLAHOMA    DURING THE YEAR

19.0K

Line of Business	Gross Premiums, Including Policy and Membership Fees, Less Return Premiums and Premiums on Policies not Taken		3 Dividends Paid or Credited to Policyholders on Direct Business	4 Direct Unearned Premium Reserves	5 Direct Losses Paid (deducting salvage)	6 Direct Losses Incurred	7 Direct Losses Unpaid	8 Direct Defense and Cost Containment Expense Paid	9 Direct Defense and Cost Containment Expense Incurred	10 Direct Defense and Cost Containment Expense Unpaid	11 Commissions and Brokerage Expenses	12 Taxes, Licenses and Fees
	1 Direct Premiums Written	2 Direct Premiums Earned										
1. Fire.....												
2.1 Allied lines.....	449	281		168							34	160
2.2 Multiple peril crop.....												
2.3 Federal flood.....												
2.4 Private crop.....												
2.5 Private flood.....												
3. Farmowners multiple peril.....												
4. Homeowners multiple peril.....												
5.1 Commercial multiple peril (non-liability portion).....												
5.2 Commercial multiple peril (liability portion).....												
6. Mortgage guaranty.....												
8. Ocean marine.....												
9. Inland marine.....												
10. Financial guaranty.....												
11. Medical professional liability.....												
12. Earthquake.....												
13. Group accident and health (b).....												
14. Credit A&H (group and individual).....												
15.1 Collectively renewable A&H (b).....												
15.2 Non-cancelable A&H (b).....												
15.3 Guaranteed renewable A&H (b).....												
15.4 Non-renewable for stated reasons only (b).....												
15.5 Other accident only.....												
15.6 Medicare Title XVIII exempt from state taxes or fees.....												
15.7 All other A&H (b).....												
15.8 Federal employees health benefits plan premium.....												
16. Workers' compensation.....												
17.1 Other liability-occurrence.....												
17.2 Other liability-claims-made.....	22,653	22,653									6,796	582
17.3 Excess workers' compensation.....												
18. Products liability.....												
19.1 Private passenger auto no-fault (personal injury protection).....												
19.2 Other private passenger auto liability.....												
19.3 Commercial auto no-fault (personal injury protection).....												
19.4 Other commercial auto liability.....												
21.1 Private passenger auto physical damage.....												
21.2 Commercial auto physical damage.....												
22. Aircraft (all perils).....												
23. Fidelity.....												
24. Surety.....												
26. Burglary and theft.....												
27. Boiler and machinery.....												
28. Credit.....												
30. Warranty.....												
34. Aggregate write-ins for other lines of business.....	0	0	0	0	0	0	0	0	0	0	0	0
35. TOTALS (a).....	23,102	22,934	0	168	0	0	0	0	0	0	6,830	742

**DETAILS OF WRITE-INS**

3401. ....												
3402. ....												
3403. ....												
3498. Summary of remaining write-ins for Line 34 from overflow page.....	0	0	0	0	0	0	0	0	0	0	0	0
3499. TOTALS (Lines 3401 through 3403 plus 3498) (Line 34 above).....	0	0	0	0	0	0	0	0	0	0	0	0

(a) Finance and service charges not included in Lines 1 to 35 \$.....0.  
(b) For health business on indicated lines report: Number of persons insured under PPO managed care products.....0 and number of persons insured under indemnity only products.....0.

**EXHIBIT OF PREMIUMS AND LOSSES (Statutory Page 14)**



NAIC Group Code.....0140    NAIC Company Code....15580

BUSINESS IN THE STATE OF    OREGON    DURING THE YEAR

19. OR

Line of Business	Gross Premiums, Including Policy and Membership Fees, Less Return Premiums and Premiums on Policies not Taken		3 Dividends Paid or Credited to Policyholders on Direct Business	4 Direct Unearned Premium Reserves	5 Direct Losses Paid (deducting salvage)	6 Direct Losses Incurred	7 Direct Losses Unpaid	8 Direct Defense and Cost Containment Expense Paid	9 Direct Defense and Cost Containment Expense Incurred	10 Direct Defense and Cost Containment Expense Unpaid	11 Commissions and Brokerage Expenses	12 Taxes, Licenses and Fees
	1 Direct Premiums Written	2 Direct Premiums Earned										
1. Fire.....												
2.1 Allied lines.....	1,632	1,095		809		14	14		1	1	390	28
2.2 Multiple peril crop.....												
2.3 Federal flood.....												
2.4 Private crop.....												
2.5 Private flood.....												
3. Farmowners multiple peril.....												
4. Homeowners multiple peril.....												
5.1 Commercial multiple peril (non-liability portion).....						348	1,468		(115)	691		
5.2 Commercial multiple peril (liability portion).....	1,191	820		643							357	22
6. Mortgage guaranty.....												
8. Ocean marine.....												
9. Inland marine.....	1,854	850		1,004		11	11		4	4	371	28
10. Financial guaranty.....												
11. Medical professional liability.....												
12. Earthquake.....												
13. Group accident and health (b).....												
14. Credit A&H (group and individual).....												
15.1 Collectively renewable A&H (b).....												
15.2 Non-cancelable A&H (b).....												
15.3 Guaranteed renewable A&H (b).....												
15.4 Non-renewable for stated reasons only (b).....												
15.5 Other accident only.....												
15.6 Medicare Title XVIII exempt from state taxes or fees.....												
15.7 All other A&H (b).....												
15.8 Federal employees health benefits plan premium.....												
16. Workers' compensation.....												
17.1 Other liability-occurrence.....		154			(1,886)	3,004		(1,440)	1,613			
17.2 Other liability-claims-made.....	2,233,568	2,124,934		1,038,347	329,968	633,468	1,080,350	305,213	526,827	1,256,261	642,844	33,488
17.3 Excess workers' compensation.....												
18. Products liability.....		462			(3,845)	6,463		(641)	7,663			
19.1 Private passenger auto no-fault (personal injury protection).....												
19.2 Other private passenger auto liability.....												
19.3 Commercial auto no-fault (personal injury protection).....	437	237		200							33	7
19.4 Other commercial auto liability.....	14,695	7,572		7,123	1,741	2,268	2,138	(101)	656	1,685	1,685	221
21.1 Private passenger auto physical damage.....												
21.2 Commercial auto physical damage.....	13,097	6,496		6,601		5,000	5,000	155	405	1,922	1,922	196
22. Aircraft (all perils).....												
23. Fidelity.....												
24. Surety.....												
26. Burglary and theft.....	1,800	1,761		75							540	27
27. Boiler and machinery.....												
28. Credit.....												
30. Warranty.....												
34. Aggregate write-ins for other lines of business.....	0	0	0	0	0	0	0	0	0	0	0	0
35. TOTALS (a).....	2,268,274	2,144,381	0	1,054,802	331,709	635,378	1,098,448	305,213	524,690	1,267,294	648,142	34,017

**DETAILS OF WRITE-INS**

3401. ....												
3402. ....												
3403. ....												
3498. Summary of remaining write-ins for Line 34 from overflow page.....	0	0	0	0	0	0	0	0	0	0	0	0
3499. TOTALS (Lines 3401 through 3403 plus 3498) (Line 34 above).....	0	0	0	0	0	0	0	0	0	0	0	0

(a) Finance and service charges not included in Lines 1 to 35 \$....45.

(b) For health business on indicated lines report: Number of persons insured under PPO managed care products.....0 and number of persons insured under indemnity only products.....0.

**EXHIBIT OF PREMIUMS AND LOSSES (Statutory Page 14)**



NAIC Group Code.....0140    NAIC Company Code....15580

BUSINESS IN OTHER ALIEN GRAND TOTAL    DURING THE YEAR

19.0T

Line of Business	Gross Premiums, Including Policy and Membership Fees, Less Return Premiums and Premiums on Policies not Taken		3 Dividends Paid or Credited to Policyholders on Direct Business	4 Direct Unearned Premium Reserves	5 Direct Losses Paid (deducting salvage)	6 Direct Losses Incurred	7 Direct Losses Unpaid	8 Direct Defense and Cost Containment Expense Paid	9 Direct Defense and Cost Containment Expense Incurred	10 Direct Defense and Cost Containment Expense Unpaid	11 Commissions and Brokerage Expenses	12 Taxes, Licenses and Fees
	1 Direct Premiums Written	2 Direct Premiums Earned										
1. Fire.....												
2.1 Allied lines.....												
2.2 Multiple peril crop.....												
2.3 Federal flood.....												
2.4 Private crop.....												
2.5 Private flood.....												
3. Farmowners multiple peril.....												
4. Homeowners multiple peril.....												
5.1 Commercial multiple peril (non-liability portion).....												
5.2 Commercial multiple peril (liability portion).....												
6. Mortgage guaranty.....												
8. Ocean marine.....												
9. Inland marine.....												
10. Financial guaranty.....												
11. Medical professional liability.....												
12. Earthquake.....												
13. Group accident and health (b).....												
14. Credit A&H (group and individual).....												
15.1 Collectively renewable A&H (b).....												
15.2 Non-cancelable A&H (b).....												
15.3 Guaranteed renewable A&H (b).....												
15.4 Non-renewable for stated reasons only (b).....												
15.5 Other accident only.....												
15.6 Medicare Title XVIII exempt from state taxes or fees.....												
15.7 All other A&H (b).....												
15.8 Federal employees health benefits plan premium.....												
16. Workers' compensation.....												
17.1 Other liability-occurrence.....												
17.2 Other liability-claims-made.....	1,455,900	1,340,425		729,537		(201,540)	1,151,191		11,187	138,708	26,145	
17.3 Excess workers' compensation.....												
18. Products liability.....												
19.1 Private passenger auto no-fault (personal injury protection).....												
19.2 Other private passenger auto liability.....												
19.3 Commercial auto no-fault (personal injury protection).....												
19.4 Other commercial auto liability.....												
21.1 Private passenger auto physical damage.....												
21.2 Commercial auto physical damage.....												
22. Aircraft (all perils).....												
23. Fidelity.....												
24. Surety.....												
26. Burglary and theft.....												
27. Boiler and machinery.....												
28. Credit.....												
30. Warranty.....												
34. Aggregate write-ins for other lines of business.....	0	0	0	0	0	0	0	0	0	0	0	0
35. TOTALS (a).....	1,455,900	1,340,425	0	729,537	0	(201,540)	1,151,191	0	11,187	138,708	26,145	0

**DETAILS OF WRITE-INS**

3401. ....												
3402. ....												
3403. ....												
3498. Summary of remaining write-ins for Line 34 from overflow page.....	0	0	0	0	0	0	0	0	0	0	0	0
3499. TOTALS (Lines 3401 through 3403 plus 3498) (Line 34 above).....	0	0	0	0	0	0	0	0	0	0	0	0

(a) Finance and service charges not included in Lines 1 to 35 \$.....0.  
(b) For health business on indicated lines report: Number of persons insured under PPO managed care products.....0 and number of persons insured under indemnity only products.....0.

**EXHIBIT OF PREMIUMS AND LOSSES (Statutory Page 14)**



NAIC Group Code.....0140    NAIC Company Code....15580

BUSINESS IN THE STATE OF PENNSYLVANIA DURING THE YEAR

Line of Business	Gross Premiums, Including Policy and Membership Fees, Less Return Premiums and Premiums on Policies not Taken		3 Dividends Paid or Credited to Policyholders on Direct Business	4 Direct Unearned Premium Reserves	5 Direct Losses Paid (deducting salvage)	6 Direct Losses Incurred	7 Direct Losses Unpaid	8 Direct Defense and Cost Containment Expense Paid	9 Direct Defense and Cost Containment Expense Incurred	10 Direct Defense and Cost Containment Expense Unpaid	11 Commissions and Brokerage Expenses	12 Taxes, Licenses and Fees
	1 Direct Premiums Written	2 Direct Premiums Earned										
1. Fire.....												
2.1 Allied lines.....	1,713	1,071		642		56	56		3	3	128	41
2.2 Multiple peril crop.....												
2.3 Federal flood.....												
2.4 Private crop.....												
2.5 Private flood.....												
3. Farmowners multiple peril.....												
4. Homeowners multiple peril.....												
5.1 Commercial multiple peril (non-liability portion).....	825	103		722		(1,930)	285		(795)	525	165	17
5.2 Commercial multiple peril (liability portion).....	1,029	132		898		16	52		(9)	50	206	21
6. Mortgage guaranty.....												
8. Ocean marine.....												
9. Inland marine.....	7,965	4,765		3,200		52	52		17	17	1,240	176
10. Financial guaranty.....												
11. Medical professional liability.....												
12. Earthquake.....												
13. Group accident and health (b).....												
14. Credit A&H (group and individual).....												
15.1 Collectively renewable A&H (b).....												
15.2 Non-cancelable A&H (b).....												
15.3 Guaranteed renewable A&H (b).....												
15.4 Non-renewable for stated reasons only (b).....												
15.5 Other accident only.....												
15.6 Medicare Title XVIII exempt from state taxes or fees.....												
15.7 All other A&H (b).....												
15.8 Federal employees health benefits plan premium.....												
16. Workers' compensation.....												
17.1 Other liability-occurrence.....	11,382	3,059		8,323		(17,006)	11,628		(5,379)	12,357	2,039	228
17.2 Other liability-claims-made.....	4,192,570	4,132,150		1,582,807	1,025,080	(253,430)	3,079,567	293,404	1,549,127	3,090,594	1,166,160	88,488
17.3 Excess workers' compensation.....												
18. Products liability.....	6,841	1,425		5,416		899	899		567	567	1,197	137
19.1 Private passenger auto no-fault (personal injury protection).....												
19.2 Other private passenger auto liability.....												
19.3 Commercial auto no-fault (personal injury protection).....	18,686	7,004		12,112	1	3,768	408		(1,666)	556	3,275	375
19.4 Other commercial auto liability.....	258,580	159,508		107,230	88,950	250,916	267,262	6,507	8,829	13,613	40,065	5,212
21.1 Private passenger auto physical damage.....												
21.2 Commercial auto physical damage.....	98,094	50,830		49,477	13	(205)	(78)	248	9,139	12,144	15,835	1,967
22. Aircraft (all perils).....												
23. Fidelity.....												
24. Surety.....												
26. Burglary and theft.....	(357)	(184)									(107)	(7)
27. Boiler and machinery.....												
28. Credit.....												
30. Warranty.....												
34. Aggregate write-ins for other lines of business.....	0	0	0	0	0	0	0	0	0	0	0	0
35. TOTALS (a).....	4,597,328	4,359,863	0	1,770,827	1,114,044	(16,864)	3,360,131	300,159	1,559,833	3,130,426	1,230,203	96,655

**DETAILS OF WRITE-INS**

3401. ....												
3402. ....												
3403. ....												
3498. Summary of remaining write-ins for Line 34 from overflow page.....	0	0	0	0	0	0	0	0	0	0	0	0
3499. TOTALS (Lines 3401 through 3403 plus 3498) (Line 34 above).....	0	0	0	0	0	0	0	0	0	0	0	0

(a) Finance and service charges not included in Lines 1 to 35 \$.....135.  
(b) For health business on indicated lines report: Number of persons insured under PPO managed care products.....0 and number of persons insured under indemnity only products.....0.



**EXHIBIT OF PREMIUMS AND LOSSES (Statutory Page 14)**



NAIC Group Code.....0140    NAIC Company Code....15580

BUSINESS IN PUERTO RICO    DURING THE YEAR

19.PR

Line of Business	Gross Premiums, Including Policy and Membership Fees, Less Return Premiums and Premiums on Policies not Taken		3 Dividends Paid or Credited to Policyholders on Direct Business	4 Direct Unearned Premium Reserves	5 Direct Losses Paid (deducting salvage)	6 Direct Losses Incurred	7 Direct Losses Unpaid	8 Direct Defense and Cost Containment Expense Paid	9 Direct Defense and Cost Containment Expense Incurred	10 Direct Defense and Cost Containment Expense Unpaid	11 Commissions and Brokerage Expenses	12 Taxes, Licenses and Fees
	1 Direct Premiums Written	2 Direct Premiums Earned										
1. Fire.....												
2.1 Allied lines.....												
2.2 Multiple peril crop.....												
2.3 Federal flood.....												
2.4 Private crop.....												
2.5 Private flood.....												
3. Farmowners multiple peril.....												
4. Homeowners multiple peril.....												
5.1 Commercial multiple peril (non-liability portion).....												
5.2 Commercial multiple peril (liability portion).....												
6. Mortgage guaranty.....												
8. Ocean marine.....												
9. Inland marine.....												
10. Financial guaranty.....												
11. Medical professional liability.....												
12. Earthquake.....												
13. Group accident and health (b).....												
14. Credit A&H (group and individual).....												
15.1 Collectively renewable A&H (b).....												
15.2 Non-cancelable A&H (b).....												
15.3 Guaranteed renewable A&H (b).....												
15.4 Non-renewable for stated reasons only (b).....												
15.5 Other accident only.....												
15.6 Medicare Title XVIII exempt from state taxes or fees.....												
15.7 All other A&H (b).....												
15.8 Federal employees health benefits plan premium.....												
16. Workers' compensation.....												
17.1 Other liability-occurrence.....												
17.2 Other liability-claims-made.....												
17.3 Excess workers' compensation.....												
18. Products liability.....												
19.1 Private passenger auto no-fault (personal injury protection).....												
19.2 Other private passenger auto liability.....												
19.3 Commercial auto no-fault (personal injury protection).....												
19.4 Other commercial auto liability.....												
21.1 Private passenger auto physical damage.....												
21.2 Commercial auto physical damage.....												
22. Aircraft (all perils).....												
23. Fidelity.....												
24. Surety.....												
26. Burglary and theft.....												
27. Boiler and machinery.....												
28. Credit.....												
30. Warranty.....												
34. Aggregate write-ins for other lines of business.....	0	0	0	0	0	0	0	0	0	0	0	0
35. TOTALS (a).....	0	0	0	0	0	0	0	0	0	0	0	0

DETAILS OF WRITE-INS

3401. ....												
3402. ....												
3403. ....												
3498. Summary of remaining write-ins for Line 34 from overflow page.....	0	0	0	0	0	0	0	0	0	0	0	0
3499. TOTALS (Lines 3401 through 3403 plus 3498) (Line 34 above).....	0	0	0	0	0	0	0	0	0	0	0	0

(a) Finance and service charges not included in Lines 1 to 35 \$.....0.  
(b) For health business on indicated lines report: Number of persons insured under PPO managed care products.....0 and number of persons insured under indemnity only products.....0.

**EXHIBIT OF PREMIUMS AND LOSSES (Statutory Page 14)**



NAIC Group Code.....0140    NAIC Company Code....15580

BUSINESS IN THE STATE OF RHODE ISLAND DURING THE YEAR

19.RI

Line of Business	Gross Premiums, Including Policy and Membership Fees, Less Return Premiums and Premiums on Policies not Taken		3 Dividends Paid or Credited to Policyholders on Direct Business	4 Direct Unearned Premium Reserves	5 Direct Losses Paid (deducting salvage)	6 Direct Losses Incurred	7 Direct Losses Unpaid	8 Direct Defense and Cost Containment Expense Paid	9 Direct Defense and Cost Containment Expense Incurred	10 Direct Defense and Cost Containment Expense Unpaid	11 Commissions and Brokerage Expenses	12 Taxes, Licenses and Fees
	1 Direct Premiums Written	2 Direct Premiums Earned										
1. Fire.....												
2.1 Allied lines.....	245	153		92							18	5
2.2 Multiple peril crop.....												
2.3 Federal flood.....												
2.4 Private crop.....												
2.5 Private flood.....												
3. Farmowners multiple peril.....												
4. Homeowners multiple peril.....												
5.1 Commercial multiple peril (non-liability portion).....												
5.2 Commercial multiple peril (liability portion).....												
6. Mortgage guaranty.....												
8. Ocean marine.....												
9. Inland marine.....												
10. Financial guaranty.....												
11. Medical professional liability.....												
12. Earthquake.....												
13. Group accident and health (b).....												
14. Credit A&H (group and individual).....												
15.1 Collectively renewable A&H (b).....												
15.2 Non-cancelable A&H (b).....												
15.3 Guaranteed renewable A&H (b).....												
15.4 Non-renewable for stated reasons only (b).....												
15.5 Other accident only.....												
15.6 Medicare Title XVIII exempt from state taxes or fees.....												
15.7 All other A&H (b).....												
15.8 Federal employees health benefits plan premium.....												
16. Workers' compensation.....												
17.1 Other liability-occurrence.....						(15,028)	3,187		1,033	7,135		
17.2 Other liability-claims-made.....	552,081	685,241		258,791	24,333	5,925	460,046	88,778	88,623	259,786	139,736	11,774
17.3 Excess workers' compensation.....												
18. Products liability.....												
19.1 Private passenger auto no-fault (personal injury protection).....												
19.2 Other private passenger auto liability.....												
19.3 Commercial auto no-fault (personal injury protection).....												
19.4 Other commercial auto liability.....						(399)	85		148	370		
21.1 Private passenger auto physical damage.....												
21.2 Commercial auto physical damage.....						1	1		(566)	270		
22. Aircraft (all perils).....												
23. Fidelity.....												
24. Surety.....												
26. Burglary and theft.....												
27. Boiler and machinery.....												
28. Credit.....												
30. Warranty.....												
34. Aggregate write-ins for other lines of business.....	0	0	0	0	0	0	0	0	0	0	0	0
35. TOTALS (a).....	552,326	685,394	0	258,883	24,333	(9,501)	463,319	88,778	89,238	267,561	139,754	11,779

**DETAILS OF WRITE-INS**

3401. ....												
3402. ....												
3403. ....												
3498. Summary of remaining write-ins for Line 34 from overflow page.....	0	0	0	0	0	0	0	0	0	0	0	0
3499. TOTALS (Lines 3401 through 3403 plus 3498) (Line 34 above).....	0	0	0	0	0	0	0	0	0	0	0	0

(a) Finance and service charges not included in Lines 1 to 35 \$.....0.  
(b) For health business on indicated lines report: Number of persons insured under PPO managed care products.....0 and number of persons insured under indemnity only products.....0.

**EXHIBIT OF PREMIUMS AND LOSSES (Statutory Page 14)**



NAIC Group Code.....0140    NAIC Company Code....15580

BUSINESS IN THE STATE OF    SOUTH CAROLINA    DURING THE YEAR

19.SC

Line of Business	Gross Premiums, Including Policy and Membership Fees, Less Return Premiums and Premiums on Policies not Taken		3 Dividends Paid or Credited to Policyholders on Direct Business	4 Direct Unearned Premium Reserves	5 Direct Losses Paid (deducting salvage)	6 Direct Losses Incurred	7 Direct Losses Unpaid	8 Direct Defense and Cost Containment Expense Paid	9 Direct Defense and Cost Containment Expense Incurred	10 Direct Defense and Cost Containment Expense Unpaid	11 Commissions and Brokerage Expenses	12 Taxes, Licenses and Fees
	1 Direct Premiums Written	2 Direct Premiums Earned										
1. Fire.....												
2.1 Allied lines.....	796	662		134		(9)	56		(17)	48	125	22
2.2 Multiple peril crop.....												
2.3 Federal flood.....												
2.4 Private crop.....												
2.5 Private flood.....												
3. Farmowners multiple peril.....												
4. Homeowners multiple peril.....												
5.1 Commercial multiple peril (non-liability portion).....	10	10				(17)	17		(3)	1	2	
5.2 Commercial multiple peril (liability portion).....						(83)	214		(197)	300		
6. Mortgage guaranty.....												
8. Ocean marine.....												
9. Inland marine.....												
10. Financial guaranty.....												
11. Medical professional liability.....												
12. Earthquake.....												
13. Group accident and health (b).....												
14. Credit A&H (group and individual).....												
15.1 Collectively renewable A&H (b).....												
15.2 Non-cancelable A&H (b).....												
15.3 Guaranteed renewable A&H (b).....												
15.4 Non-renewable for stated reasons only (b).....												
15.5 Other accident only.....												
15.6 Medicare Title XVIII exempt from state taxes or fees.....												
15.7 All other A&H (b).....												
15.8 Federal employees health benefits plan premium.....												
16. Workers' compensation.....												
17.1 Other liability-occurrence.....	250	250				(2,079)	3,125		(534)	1,621	56	7
17.2 Other liability-claims-made.....	879,163	860,508		376,919	13,675	1,095,786	1,715,743	818,811	502,832	714,581	257,332	31,162
17.3 Excess workers' compensation.....												
18. Products liability.....												
19.1 Private passenger auto no-fault (personal injury protection).....												
19.2 Other private passenger auto liability.....												
19.3 Commercial auto no-fault (personal injury protection).....												
19.4 Other commercial auto liability.....	64,188	17,618		54,324		1,111	7,623		630	1,088	12,052	1,463
21.1 Private passenger auto physical damage.....												
21.2 Commercial auto physical damage.....	13,315	4,176		10,680		(8)	1		(106)	121	2,516	320
22. Aircraft (all perils).....												
23. Fidelity.....												
24. Surety.....												
26. Burglary and theft.....												
27. Boiler and machinery.....	51	51									11	2
28. Credit.....												
30. Warranty.....												
34. Aggregate write-ins for other lines of business.....	0	0	0	0	0	0	0	0	0	0	0	0
35. TOTALS (a).....	957,773	883,275	0	442,057	13,675	1,094,701	1,726,779	818,811	502,605	717,760	272,094	32,976

**DETAILS OF WRITE-INS**

3401. ....												
3402. ....												
3403. ....												
3498. Summary of remaining write-ins for Line 34 from overflow page.....	0	0	0	0	0	0	0	0	0	0	0	0
3499. TOTALS (Lines 3401 through 3403 plus 3498) (Line 34 above).....	0	0	0	0	0	0	0	0	0	0	0	0

(a) Finance and service charges not included in Lines 1 to 35 \$.....0.  
(b) For health business on indicated lines report: Number of persons insured under PPO managed care products.....0 and number of persons insured under indemnity only products.....0.

**EXHIBIT OF PREMIUMS AND LOSSES (Statutory Page 14)**



NAIC Group Code.....0140    NAIC Company Code....15580

BUSINESS IN THE STATE OF SOUTH DAKOTA DURING THE YEAR

19.SD

Line of Business	Gross Premiums, Including Policy and Membership Fees, Less Return Premiums and Premiums on Policies not Taken		3 Dividends Paid or Credited to Policyholders on Direct Business	4 Direct Unearned Premium Reserves	5 Direct Losses Paid (deducting salvage)	6 Direct Losses Incurred	7 Direct Losses Unpaid	8 Direct Defense and Cost Containment Expense Paid	9 Direct Defense and Cost Containment Expense Incurred	10 Direct Defense and Cost Containment Expense Unpaid	11 Commissions and Brokerage Expenses	12 Taxes, Licenses and Fees
	1 Direct Premiums Written	2 Direct Premiums Earned										
1. Fire.....												
2.1 Allied lines.....	388	106		282							62	10
2.2 Multiple peril crop.....												
2.3 Federal flood.....												
2.4 Private crop.....												
2.5 Private flood.....												
3. Farmowners multiple peril.....												
4. Homeowners multiple peril.....												
5.1 Commercial multiple peril (non-liability portion).....						12	12					
5.2 Commercial multiple peril (liability portion).....												
6. Mortgage guaranty.....												
8. Ocean marine.....												
9. Inland marine.....												
10. Financial guaranty.....												
11. Medical professional liability.....												
12. Earthquake.....												
13. Group accident and health (b).....												
14. Credit A&H (group and individual).....												
15.1 Collectively renewable A&H (b).....												
15.2 Non-cancelable A&H (b).....												
15.3 Guaranteed renewable A&H (b).....												
15.4 Non-renewable for stated reasons only (b).....												
15.5 Other accident only.....												
15.6 Medicare Title XVIII exempt from state taxes or fees.....												
15.7 All other A&H (b).....												
15.8 Federal employees health benefits plan premium.....												
16. Workers' compensation.....												
17.1 Other liability-occurrence.....	504	1,368		399	28,223	(63,150)	18,816	3,205	(38,014)	18,972	88	13
17.2 Other liability-claims-made.....	331,151	374,563		153,715		21,398	143,029	5,776	(13,086)	131,720	88,603	10,902
17.3 Excess workers' compensation.....												
18. Products liability.....												
19.1 Private passenger auto no-fault (personal injury protection).....												
19.2 Other private passenger auto liability.....												
19.3 Commercial auto no-fault (personal injury protection).....												
19.4 Other commercial auto liability.....	51,695	11,083		40,925		2,334	2,526		433	462	9,047	1,304
21.1 Private passenger auto physical damage.....												
21.2 Commercial auto physical damage.....	13,489	2,810		10,679	2,825	2,825			78	78	2,361	340
22. Aircraft (all perils).....												
23. Fidelity.....												
24. Surety.....												
26. Burglary and theft.....												
27. Boiler and machinery.....												
28. Credit.....												
30. Warranty.....												
34. Aggregate write-ins for other lines of business.....	0	0	0	0	0	0	0	0	0	0	0	0
35. TOTALS (a).....	397,227	389,930	0	206,000	31,048	(36,581)	164,383	8,981	(50,589)	151,232	100,161	12,569

**DETAILS OF WRITE-INS**

3401. ....												
3402. ....												
3403. ....												
3498. Summary of remaining write-ins for Line 34 from overflow page.....	0	0	0	0	0	0	0	0	0	0	0	0
3499. TOTALS (Lines 3401 through 3403 plus 3498) (Line 34 above).....	0	0	0	0	0	0	0	0	0	0	0	0

(a) Finance and service charges not included in Lines 1 to 35 \$.....0.

(b) For health business on indicated lines report: Number of persons insured under PPO managed care products.....0 and number of persons insured under indemnity only products.....0.

**EXHIBIT OF PREMIUMS AND LOSSES (Statutory Page 14)**



NAIC Group Code.....0140    NAIC Company Code....15580

BUSINESS IN THE STATE OF    TENNESSEE    DURING THE YEAR

19.TN

Line of Business	Gross Premiums, Including Policy and Membership Fees, Less Return Premiums and Premiums on Policies not Taken		3 Dividends Paid or Credited to Policyholders on Direct Business	4 Direct Unearned Premium Reserves	5 Direct Losses Paid (deducting salvage)	6 Direct Losses Incurred	7 Direct Losses Unpaid	8 Direct Defense and Cost Containment Expense Paid	9 Direct Defense and Cost Containment Expense Incurred	10 Direct Defense and Cost Containment Expense Unpaid	11 Commissions and Brokerage Expenses	12 Taxes, Licenses and Fees
	1 Direct Premiums Written	2 Direct Premiums Earned										
1. Fire.....												
2.1 Allied lines.....	12,482	12,252		2,753		(51)	1,020		(78)	236	2,174	313
2.2 Multiple peril crop.....												
2.3 Federal flood.....												
2.4 Private crop.....												
2.5 Private flood.....												
3. Farmowners multiple peril.....												
4. Homeowners multiple peril.....												
5.1 Commercial multiple peril (non-liability portion).....	1,871	1,976		390		(14)	1,027		74	324	327	47
5.2 Commercial multiple peril (liability portion).....	297	230		136		(7)	1		(14)	14	89	7
6. Mortgage guaranty.....												
8. Ocean marine.....												
9. Inland marine.....												
10. Financial guaranty.....												
11. Medical professional liability.....												
12. Earthquake.....	5,168	5,184		1,077		13	13				904	129
13. Group accident and health (b).....												
14. Credit A&H (group and individual).....												
15.1 Collectively renewable A&H (b).....												
15.2 Non-cancelable A&H (b).....												
15.3 Guaranteed renewable A&H (b).....												
15.4 Non-renewable for stated reasons only (b).....												
15.5 Other accident only.....												
15.6 Medicare Title XVIII exempt from state taxes or fees.....												
15.7 All other A&H (b).....												
15.8 Federal employees health benefits plan premium.....												
16. Workers' compensation.....												
17.1 Other liability-occurrence.....	36,506	37,270		8,059		(8,513)	31,929		603	27,713	6,280	916
17.2 Other liability-claims-made.....	2,329,435	2,235,165		899,004	32,888	106,542	952,997	102,943	187,742	957,557	648,054	59,228
17.3 Excess workers' compensation.....												
18. Products liability.....												
19.1 Private passenger auto no-fault (personal injury protection).....												
19.2 Other private passenger auto liability.....												
19.3 Commercial auto no-fault (personal injury protection).....												
19.4 Other commercial auto liability.....	50,403	53,894		10,248	32,451	(65,761)	24,364	5,344	(2,088)	13,373	8,821	1,263
21.1 Private passenger auto physical damage.....												
21.2 Commercial auto physical damage.....	62,340	64,644		3,653	4,259	3,363	(135)		178	2,740	12,026	1,568
22. Aircraft (all perils).....												
23. Fidelity.....												
24. Surety.....												
26. Burglary and theft.....	1,487	1,484		85							429	39
27. Boiler and machinery.....	4,460	4,460		929		(112)	334		18	21	781	112
28. Credit.....												
30. Warranty.....												
34. Aggregate write-ins for other lines of business.....	0	0	0	0	0	0	0	0	0	0	0	0
35. TOTALS (a).....	2,504,449	2,416,559	0	926,334	69,598	35,460	1,011,550	108,287	186,435	1,001,978	679,885	63,622

**DETAILS OF WRITE-INS**

3401. ....												
3402. ....												
3403. ....												
3498. Summary of remaining write-ins for Line 34 from overflow page.....	0	0	0	0	0	0	0	0	0	0	0	0
3499. TOTALS (Lines 3401 through 3403 plus 3498) (Line 34 above).....	0	0	0	0	0	0	0	0	0	0	0	0

(a) Finance and service charges not included in Lines 1 to 35 \$.....0.

(b) For health business on indicated lines report: Number of persons insured under PPO managed care products.....0 and number of persons insured under indemnity only products.....0.

**EXHIBIT OF PREMIUMS AND LOSSES (Statutory Page 14)**



NAIC Group Code.....0140    NAIC Company Code....15580    BUSINESS IN THE STATE OF    TEXAS    DURING THE YEAR

Line of Business	Gross Premiums, Including Policy and Membership Fees, Less Return Premiums and Premiums on Policies not Taken		3 Dividends Paid or Credited to Policyholders on Direct Business	4 Direct Unearned Premium Reserves	5 Direct Losses Paid (deducting salvage)	6 Direct Losses Incurred	7 Direct Losses Unpaid	8 Direct Defense and Cost Containment Expense Paid	9 Direct Defense and Cost Containment Expense Incurred	10 Direct Defense and Cost Containment Expense Unpaid	11 Commissions and Brokerage Expenses	12 Taxes, Licenses and Fees
	1 Direct Premiums Written	2 Direct Premiums Earned										
1. Fire.....												
2.1 Allied lines.....	4,470	2,823		1,647		158	208		(18)	33	425	74
2.2 Multiple peril crop.....												
2.3 Federal flood.....												
2.4 Private crop.....												
2.5 Private flood.....												
3. Farmowners multiple peril.....												
4. Homeowners multiple peril.....												
5.1 Commercial multiple peril (non-liability portion).....		865				(110)	5,458		(3,161)	3,269		
5.2 Commercial multiple peril (liability portion).....	8,948	9,595		4,006	(1)	1,425	4,012		447	2,093	2,023	119
6. Mortgage guaranty.....												
8. Ocean marine.....												
9. Inland marine.....	177,572	246,357		90,231	117,063	21,162	70,762		(2,322)	2,628	34,853	3,123
10. Financial guaranty.....												
11. Medical professional liability.....												
12. Earthquake.....												
13. Group accident and health (b).....												
14. Credit A&H (group and individual).....												
15.1 Collectively renewable A&H (b).....												
15.2 Non-cancelable A&H (b).....												
15.3 Guaranteed renewable A&H (b).....												
15.4 Non-renewable for stated reasons only (b).....												
15.5 Other accident only.....												
15.6 Medicare Title XVIII exempt from state taxes or fees.....												
15.7 All other A&H (b).....												
15.8 Federal employees health benefits plan premium.....												
16. Workers' compensation.....					293,910	(308,604)	1,272,296	14,436	8,383	60,347		
17.1 Other liability-occurrence.....	75,035	183,023		5,100		90,151	324,869		(72,037)	122,285	14,543	1,202
17.2 Other liability-claims-made.....	10,370,264	10,414,014		4,660,401	2,723,568	1,514,732	4,980,548	3,678,598	4,051,975	8,529,923	2,940,317	175,228
17.3 Excess workers' compensation.....												
18. Products liability.....						16	114		(31)	78		
19.1 Private passenger auto no-fault (personal injury protection).....												
19.2 Other private passenger auto liability.....						1						
19.3 Commercial auto no-fault (personal injury protection).....	22,112	29,893		11,735	11,221	10,576	10,444		155	605	4,345	392
19.4 Other commercial auto liability.....	1,360,789	1,622,569		704,011	2,487,221	822,622	2,068,185	281,932	317,318	292,677	268,289	22,189
21.1 Private passenger auto physical damage.....												
21.2 Commercial auto physical damage.....	657,953	688,992		265,288	434,704	753,189	453,683	80,676	28,368	132,377	129,971	11,368
22. Aircraft (all perils).....												
23. Fidelity.....												
24. Surety.....												
26. Burglary and theft.....	8,690	8,369		2,283	(26,700)	(26,700)					2,586	142
27. Boiler and machinery.....												
28. Credit.....												
30. Warranty.....												
34. Aggregate write-ins for other lines of business.....	0	0	0	0	0	0	0	0	0	0	0	0
35. TOTALS (a).....	12,685,833	13,206,500	0	5,744,702	6,040,986	2,878,618	9,190,579	4,055,642	4,329,077	9,146,315	3,397,352	213,837

**DETAILS OF WRITE-INS**

3401. ....												
3402. ....												
3403. ....												
3498. Summary of remaining write-ins for Line 34 from overflow page.....	0	0	0	0	0	0	0	0	0	0	0	0
3499. TOTALS (Lines 3401 through 3403 plus 3498) (Line 34 above).....	0	0	0	0	0	0	0	0	0	0	0	0

(a) Finance and service charges not included in Lines 1 to 35 \$.....100.  
(b) For health business on indicated lines report: Number of persons insured under PPO managed care products.....0 and number of persons insured under indemnity only products.....0.

**EXHIBIT OF PREMIUMS AND LOSSES (Statutory Page 14)**



NAIC Group Code.....0140    NAIC Company Code....15580

BUSINESS IN THE STATE OF    UTAH    DURING THE YEAR

19.UR

Line of Business	Gross Premiums, Including Policy and Membership Fees, Less Return Premiums and Premiums on Policies not Taken		3 Dividends Paid or Credited to Policyholders on Direct Business	4 Direct Unearned Premium Reserves	5 Direct Losses Paid (deducting salvage)	6 Direct Losses Incurred	7 Direct Losses Unpaid	8 Direct Defense and Cost Containment Expense Paid	9 Direct Defense and Cost Containment Expense Incurred	10 Direct Defense and Cost Containment Expense Unpaid	11 Commissions and Brokerage Expenses	12 Taxes, Licenses and Fees
	1 Direct Premiums Written	2 Direct Premiums Earned										
1. Fire.....												
2.1 Allied lines.....	205	3,516		97		(738)	398		(86)	137	19	6
2.2 Multiple peril crop.....												
2.3 Federal flood.....												
2.4 Private crop.....												
2.5 Private flood.....												
3. Farmowners multiple peril.....												
4. Homeowners multiple peril.....												
5.1 Commercial multiple peril (non-liability portion).....	5,503	5,319		3,978		222	1,892		(248)	766	1,238	128
5.2 Commercial multiple peril (liability portion).....	57	57		45		14	14		7	7	13	1
6. Mortgage guaranty.....												
8. Ocean marine.....												
9. Inland marine.....												
10. Financial guaranty.....												
11. Medical professional liability.....												
12. Earthquake.....												
13. Group accident and health (b).....												
14. Credit A&H (group and individual).....												
15.1 Collectively renewable A&H (b).....												
15.2 Non-cancelable A&H (b).....												
15.3 Guaranteed renewable A&H (b).....												
15.4 Non-renewable for stated reasons only (b).....												
15.5 Other accident only.....												
15.6 Medicare Title XVIII exempt from state taxes or fees.....												
15.7 All other A&H (b).....												
15.8 Federal employees health benefits plan premium.....												
16. Workers' compensation.....												
17.1 Other liability-occurrence.....	1,141	3,290		313		(4,633)	4,539		(191)	5,106	257	26
17.2 Other liability-claims-made.....	2,425,372	2,400,837		1,021,983	22,494	233,500	1,002,155	119,940	429,683	1,785,010	719,700	56,494
17.3 Excess workers' compensation.....												
18. Products liability.....												
19.1 Private passenger auto no-fault (personal injury protection).....												
19.2 Other private passenger auto liability.....												
19.3 Commercial auto no-fault (personal injury protection).....	174	191		24							31	4
19.4 Other commercial auto liability.....	2,316	3,867		715	1,828	(2,946)	3,729		(952)	1,069	407	53
21.1 Private passenger auto physical damage.....												
21.2 Commercial auto physical damage.....		500				(110)	(21)		(254)	285		
22. Aircraft (all perils).....												
23. Fidelity.....												
24. Surety.....												
26. Burglary and theft.....	3,866	2,960		906	(6,408)	(6,408)					1,160	113
27. Boiler and machinery.....		721				(308)	68		11	14		
28. Credit.....												
30. Warranty.....												
34. Aggregate write-ins for other lines of business.....	0	0	0	0	0	0	0	0	0	0	0	0
35. TOTALS (a).....	2,438,634	2,421,258	0	1,028,061	17,914	218,593	1,012,774	119,940	427,970	1,792,394	722,825	56,825

**DETAILS OF WRITE-INS**

3401. ....												
3402. ....												
3403. ....												
3498. Summary of remaining write-ins for Line 34 from overflow page.....	0	0	0	0	0	0	0	0	0	0	0	0
3499. TOTALS (Lines 3401 through 3403 plus 3498) (Line 34 above).....	0	0	0	0	0	0	0	0	0	0	0	0

(a) Finance and service charges not included in Lines 1 to 35 \$.....0.

(b) For health business on indicated lines report: Number of persons insured under PPO managed care products.....0 and number of persons insured under indemnity only products.....0.

**EXHIBIT OF PREMIUMS AND LOSSES (Statutory Page 14)**



NAIC Group Code.....0140    NAIC Company Code....15580

BUSINESS IN THE STATE OF VIRGINIA DURING THE YEAR

19.VA

Line of Business	Gross Premiums, Including Policy and Membership Fees, Less Return Premiums and Premiums on Policies not Taken		3 Dividends Paid or Credited to Policyholders on Direct Business	4 Direct Unearned Premium Reserves	5 Direct Losses Paid (deducting salvage)	6 Direct Losses Incurred	7 Direct Losses Unpaid	8 Direct Defense and Cost Containment Expense Paid	9 Direct Defense and Cost Containment Expense Incurred	10 Direct Defense and Cost Containment Expense Unpaid	11 Commissions and Brokerage Expenses	12 Taxes, Licenses and Fees
	1 Direct Premiums Written	2 Direct Premiums Earned										
1. Fire.....		(25)		16	8	5	1	1	1			
2.1 Allied lines.....	974	606		363	2	30	29		2	2	73	22
2.2 Multiple peril crop.....												
2.3 Federal flood.....												
2.4 Private crop.....												
2.5 Private flood.....												
3. Farmowners multiple peril.....												
4. Homeowners multiple peril.....		(1)		1			2					
5.1 Commercial multiple peril (non-liability portion).....									(68)	46		
5.2 Commercial multiple peril (liability portion).....						(987)	784		(117)	520		
6. Mortgage guaranty.....												
8. Ocean marine.....												
9. Inland marine.....	1,111	417		694							222	25
10. Financial guaranty.....												
11. Medical professional liability.....												
12. Earthquake.....												
13. Group accident and health (b).....												
14. Credit A&H (group and individual).....												
15.1 Collectively renewable A&H (b).....												
15.2 Non-cancelable A&H (b).....												
15.3 Guaranteed renewable A&H (b).....												
15.4 Non-renewable for stated reasons only (b).....												
15.5 Other accident only.....												
15.6 Medicare Title XVIII exempt from state taxes or fees.....												
15.7 All other A&H (b).....												
15.8 Federal employees health benefits plan premium.....												
16. Workers' compensation.....												
17.1 Other liability-occurrence.....	(4,916)	21,465		(1)		(2,616)	35,620	9,274	(2,995)	19,872	(1,150)	(459)
17.2 Other liability-claims-made.....	759,210	1,008,606		392,711	250,000	(513,642)	2,817,822	9,408	(231,497)	363,785	103,911	22,973
17.3 Excess workers' compensation.....												
18. Products liability.....						(4)	18		(18)	20		
19.1 Private passenger auto no-fault (personal injury protection).....												
19.2 Other private passenger auto liability.....	12	12										
19.3 Commercial auto no-fault (personal injury protection).....												
19.4 Other commercial auto liability.....	45,068	41,296		5,457	7,150	4,544	33,205		(2,569)	5,061	9,988	1,014
21.1 Private passenger auto physical damage.....												
21.2 Commercial auto physical damage.....	25,560	24,240		1,786	3,501	2,920	(161)	7,294	5,898	2,391	5,403	900
22. Aircraft (all perils).....												
23. Fidelity.....												
24. Surety.....												
26. Burglary and theft.....												
27. Boiler and machinery.....												
28. Credit.....												
30. Warranty.....												
34. Aggregate write-ins for other lines of business.....	0	0	0	0	0	0	0	0	0	0	0	0
35. TOTALS (a).....	827,019	1,096,616	0	401,027	260,661	(509,750)	2,887,320	25,977	(231,363)	391,697	118,447	24,475

**DETAILS OF WRITE-INS**

3401. ....												
3402. ....												
3403. ....												
3498. Summary of remaining write-ins for Line 34 from overflow page.....	0	0	0	0	0	0	0	0	0	0	0	0
3499. TOTALS (Lines 3401 through 3403 plus 3498) (Line 34 above).....	0	0	0	0	0	0	0	0	0	0	0	0

(a) Finance and service charges not included in Lines 1 to 35 \$.....0.  
(b) For health business on indicated lines report: Number of persons insured under PPO managed care products.....0 and number of persons insured under indemnity only products.....0.



**EXHIBIT OF PREMIUMS AND LOSSES (Statutory Page 14)**



NAIC Group Code.....0140    NAIC Company Code....15580

BUSINESS IN U.S. VIRGIN ISLANDS    DURING THE YEAR

19.VI

Line of Business	Gross Premiums, Including Policy and Membership Fees, Less Return Premiums and Premiums on Policies not Taken		3 Dividends Paid or Credited to Policyholders on Direct Business	4 Direct Unearned Premium Reserves	5 Direct Losses Paid (deducting salvage)	6 Direct Losses Incurred	7 Direct Losses Unpaid	8 Direct Defense and Cost Containment Expense Paid	9 Direct Defense and Cost Containment Expense Incurred	10 Direct Defense and Cost Containment Expense Unpaid	11 Commissions and Brokerage Expenses	12 Taxes, Licenses and Fees
	1 Direct Premiums Written	2 Direct Premiums Earned										
1. Fire.....												
2.1 Allied lines.....												
2.2 Multiple peril crop.....												
2.3 Federal flood.....												
2.4 Private crop.....												
2.5 Private flood.....												
3. Farmowners multiple peril.....												
4. Homeowners multiple peril.....												
5.1 Commercial multiple peril (non-liability portion).....												
5.2 Commercial multiple peril (liability portion).....												
6. Mortgage guaranty.....												
8. Ocean marine.....												
9. Inland marine.....												
10. Financial guaranty.....												
11. Medical professional liability.....												
12. Earthquake.....												
13. Group accident and health (b).....												
14. Credit A&H (group and individual).....												
15.1 Collectively renewable A&H (b).....												
15.2 Non-cancelable A&H (b).....												
15.3 Guaranteed renewable A&H (b).....												
15.4 Non-renewable for stated reasons only (b).....												
15.5 Other accident only.....												
15.6 Medicare Title XVIII exempt from state taxes or fees.....												
15.7 All other A&H (b).....												
15.8 Federal employees health benefits plan premium.....												
16. Workers' compensation.....												
17.1 Other liability-occurrence.....												
17.2 Other liability-claims-made.....												
17.3 Excess workers' compensation.....												
18. Products liability.....												
19.1 Private passenger auto no-fault (personal injury protection).....												
19.2 Other private passenger auto liability.....												
19.3 Commercial auto no-fault (personal injury protection).....												
19.4 Other commercial auto liability.....												
21.1 Private passenger auto physical damage.....												
21.2 Commercial auto physical damage.....												
22. Aircraft (all perils).....												
23. Fidelity.....												
24. Surety.....												
26. Burglary and theft.....												
27. Boiler and machinery.....												
28. Credit.....												
30. Warranty.....												
34. Aggregate write-ins for other lines of business.....	0	0	0	0	0	0	0	0	0	0	0	0
35. TOTALS (a).....	0	0	0	0	0	0	0	0	0	0	0	0

DETAILS OF WRITE-INS

3401. ....												
3402. ....												
3403. ....												
3498. Summary of remaining write-ins for Line 34 from overflow page.....	0	0	0	0	0	0	0	0	0	0	0	0
3499. TOTALS (Lines 3401 through 3403 plus 3498) (Line 34 above).....	0	0	0	0	0	0	0	0	0	0	0	0

(a) Finance and service charges not included in Lines 1 to 35 \$.....0.  
(b) For health business on indicated lines report: Number of persons insured under PPO managed care products.....0 and number of persons insured under indemnity only products.....0.

**EXHIBIT OF PREMIUMS AND LOSSES (Statutory Page 14)**



NAIC Group Code.....0140    NAIC Company Code....15580

BUSINESS IN THE STATE OF VERMONT DURING THE YEAR

19.VT

Line of Business	Gross Premiums, Including Policy and Membership Fees, Less Return Premiums and Premiums on Policies not Taken		3 Dividends Paid or Credited to Policyholders on Direct Business	4 Direct Unearned Premium Reserves	5 Direct Losses Paid (deducting salvage)	6 Direct Losses Incurred	7 Direct Losses Unpaid	8 Direct Defense and Cost Containment Expense Paid	9 Direct Defense and Cost Containment Expense Incurred	10 Direct Defense and Cost Containment Expense Unpaid	11 Commissions and Brokerage Expenses	12 Taxes, Licenses and Fees
	1 Direct Premiums Written	2 Direct Premiums Earned										
1. Fire.....												
2.1 Allied lines.....	15	9		6							1	
2.2 Multiple peril crop.....												
2.3 Federal flood.....												
2.4 Private crop.....												
2.5 Private flood.....												
3. Farmowners multiple peril.....												
4. Homeowners multiple peril.....												
5.1 Commercial multiple peril (non-liability portion).....												
5.2 Commercial multiple peril (liability portion).....												
6. Mortgage guaranty.....												
8. Ocean marine.....												
9. Inland marine.....												
10. Financial guaranty.....												
11. Medical professional liability.....												
12. Earthquake.....												
13. Group accident and health (b).....												
14. Credit A&H (group and individual).....												
15.1 Collectively renewable A&H (b).....												
15.2 Non-cancelable A&H (b).....												
15.3 Guaranteed renewable A&H (b).....												
15.4 Non-renewable for stated reasons only (b).....												
15.5 Other accident only.....												
15.6 Medicare Title XVIII exempt from state taxes or fees.....												
15.7 All other A&H (b).....												
15.8 Federal employees health benefits plan premium.....												
16. Workers' compensation.....												
17.1 Other liability-occurrence.....						(37)	1,086		(125)	584		
17.2 Other liability-claims-made.....	16,301	13,477		8,151		1,154	3,585		1,070	3,758	4,818	3,990
17.3 Excess workers' compensation.....												
18. Products liability.....												
19.1 Private passenger auto no-fault (personal injury protection).....												
19.2 Other private passenger auto liability.....												
19.3 Commercial auto no-fault (personal injury protection).....												
19.4 Other commercial auto liability.....	1,490	62		1,428		(950)	258		(104)	72	224	30
21.1 Private passenger auto physical damage.....												
21.2 Commercial auto physical damage.....	4,702	196		4,506		6,459	6,459		(247)	75	705	94
22. Aircraft (all perils).....												
23. Fidelity.....												
24. Surety.....												
26. Burglary and theft.....												
27. Boiler and machinery.....												
28. Credit.....												
30. Warranty.....												
34. Aggregate write-ins for other lines of business.....	0	0	0	0	0	0	0	0	0	0	0	0
35. TOTALS (a).....	22,508	13,744	0	14,091	0	6,626	11,388	0	594	4,489	5,748	4,114

**DETAILS OF WRITE-INS**

3401. ....												
3402. ....												
3403. ....												
3498. Summary of remaining write-ins for Line 34 from overflow page.....	0	0	0	0	0	0	0	0	0	0	0	0
3499. TOTALS (Lines 3401 through 3403 plus 3498) (Line 34 above).....	0	0	0	0	0	0	0	0	0	0	0	0

(a) Finance and service charges not included in Lines 1 to 35 \$.....0.

(b) For health business on indicated lines report: Number of persons insured under PPO managed care products.....0 and number of persons insured under indemnity only products.....0.

**EXHIBIT OF PREMIUMS AND LOSSES (Statutory Page 14)**



NAIC Group Code.....0140    NAIC Company Code....15580

BUSINESS IN THE STATE OF    WASHINGTON    DURING THE YEAR

19.WA

Line of Business	Gross Premiums, Including Policy and Membership Fees, Less Return Premiums and Premiums on Policies not Taken		3 Dividends Paid or Credited to Policyholders on Direct Business	4 Direct Unearned Premium Reserves	5 Direct Losses Paid (deducting salvage)	6 Direct Losses Incurred	7 Direct Losses Unpaid	8 Direct Defense and Cost Containment Expense Paid	9 Direct Defense and Cost Containment Expense Incurred	10 Direct Defense and Cost Containment Expense Unpaid	11 Commissions and Brokerage Expenses	12 Taxes, Licenses and Fees
	1 Direct Premiums Written	2 Direct Premiums Earned										
1. Fire.....												
2.1 Allied lines.....	1,435	949		673		22	48		(5)	12	270	31
2.2 Multiple peril crop.....												
2.3 Federal flood.....												
2.4 Private crop.....												
2.5 Private flood.....												
3. Farmowners multiple peril.....												
4. Homeowners multiple peril.....												
5.1 Commercial multiple peril (non-liability portion).....	925	916		270		(216)	3,204		(2,219)	1,502	278	19
5.2 Commercial multiple peril (liability portion).....	1,227	1,026		553		(96)	444		(90)	282	368	31
6. Mortgage guaranty.....												
8. Ocean marine.....												
9. Inland marine.....												
10. Financial guaranty.....												
11. Medical professional liability.....						(45)						
12. Earthquake.....												
13. Group accident and health (b).....												
14. Credit A&H (group and individual).....												
15.1 Collectively renewable A&H (b).....												
15.2 Non-cancelable A&H (b).....												
15.3 Guaranteed renewable A&H (b).....												
15.4 Non-renewable for stated reasons only (b).....												
15.5 Other accident only.....												
15.6 Medicare Title XVIII exempt from state taxes or fees.....												
15.7 All other A&H (b).....												
15.8 Federal employees health benefits plan premium.....												
16. Workers' compensation.....												
17.1 Other liability-occurrence.....					1	(119)	58		(38)	27		38
17.2 Other liability-claims-made.....	6,813,526	6,720,206		2,961,003	906,943	3,864,845	6,484,327	2,466,625	2,275,895	3,428,443	2,004,900	145,985
17.3 Excess workers' compensation.....												
18. Products liability.....												
19.1 Private passenger auto no-fault (personal injury protection).....												
19.2 Other private passenger auto liability.....												
19.3 Commercial auto no-fault (personal injury protection).....						(134)	16		(155)	157		
19.4 Other commercial auto liability.....	5,066	5,076		465	4,100	(13,661)	13,196		(4,783)	3,426	887	106
21.1 Private passenger auto physical damage.....												
21.2 Commercial auto physical damage.....	10,788	10,769		2,571	(2)	(3,673)	306	2,567	(2,740)	4,927	2,818	221
22. Aircraft (all perils).....												
23. Fidelity.....												
24. Surety.....												
26. Burglary and theft.....	4,700	4,700		1,963							1,410	99
27. Boiler and machinery.....												
28. Credit.....												
30. Warranty.....												
34. Aggregate write-ins for other lines of business.....	0	0	0	0	0	0	0	0	0	0	0	0
35. TOTALS (a).....	6,837,667	6,743,642	0	2,967,498	911,042	3,846,923	6,501,599	2,469,192	2,265,865	3,438,776	2,010,931	146,530

**DETAILS OF WRITE-INS**

3401. ....												
3402. ....												
3403. ....												
3498. Summary of remaining write-ins for Line 34 from overflow page.....	0	0	0	0	0	0	0	0	0	0	0	0
3499. TOTALS (Lines 3401 through 3403 plus 3498) (Line 34 above).....	0	0	0	0	0	0	0	0	0	0	0	0

(a) Finance and service charges not included in Lines 1 to 35 \$.....0.  
(b) For health business on indicated lines report: Number of persons insured under PPO managed care products.....0 and number of persons insured under indemnity only products.....0.

EXHIBIT OF PREMIUMS AND LOSSES (Statutory Page 14)



NAIC Group Code.....0140    NAIC Company Code....15580

BUSINESS IN THE STATE OF WISCONSIN DURING THE YEAR

19'61

Line of Business	Gross Premiums, Including Policy and Membership Fees, Less Return Premiums and Premiums on Policies not Taken		3 Dividends Paid or Credited to Policyholders on Direct Business	4 Direct Unearned Premium Reserves	5 Direct Losses Paid (deducting salvage)	6 Direct Losses Incurred	7 Direct Losses Unpaid	8 Direct Defense and Cost Containment Expense Paid	9 Direct Defense and Cost Containment Expense Incurred	10 Direct Defense and Cost Containment Expense Unpaid	11 Commissions and Brokerage Expenses	12 Taxes, Licenses and Fees
	1 Direct Premiums Written	2 Direct Premiums Earned										
1. Fire.....												
2.1 Allied lines.....	1,631	1,360		533	2	11	100		(19)	20	281	15
2.2 Multiple peril crop.....												
2.3 Federal flood.....												
2.4 Private crop.....												
2.5 Private flood.....												
3. Farmowners multiple peril.....												
4. Homeowners multiple peril.....		1			2	3	1					
5.1 Commercial multiple peril (non-liability portion).....	211	195		45		10	751		(58)	298	47	1
5.2 Commercial multiple peril (liability portion).....	293	293		134		(70)	121		(54)	101	88	4
6. Mortgage guaranty.....												
8. Ocean marine.....												
9. Inland marine.....	1,549	1,525		890		58	58		5	5	310	23
10. Financial guaranty.....												
11. Medical professional liability.....												
12. Earthquake.....												
13. Group accident and health (b).....												
14. Credit A&H (group and individual).....												
15.1 Collectively renewable A&H (b).....												
15.2 Non-cancelable A&H (b).....												
15.3 Guaranteed renewable A&H (b).....												
15.4 Non-renewable for stated reasons only (b).....												
15.5 Other accident only.....												
15.6 Medicare Title XVIII exempt from state taxes or fees.....												
15.7 All other A&H (b).....												
15.8 Federal employees health benefits plan premium.....												
16. Workers' compensation.....												
17.1 Other liability-occurrence.....	2,627	5,689		547	(1)	(1,566)	9,691	272	33,571	41,821	591	(1)
17.2 Other liability-claims-made.....	2,041,697	2,090,982		994,088	104,386	90,740	1,498,775	63,958	(5,050)	691,695	519,324	31,875
17.3 Excess workers' compensation.....												
18. Products liability.....												
19.1 Private passenger auto no-fault (personal injury protection).....												
19.2 Other private passenger auto liability.....												
19.3 Commercial auto no-fault (personal injury protection).....												
19.4 Other commercial auto liability.....	37,324	27,686		18,350	2	3,963	12,260		283	1,667	7,502	563
21.1 Private passenger auto physical damage.....												
21.2 Commercial auto physical damage.....	19,944	11,854		10,076		(51)	(10)		(53)	480	4,032	301
22. Aircraft (all perils).....												
23. Fidelity.....												
24. Surety.....												
26. Burglary and theft.....	900	901		410							269	13
27. Boiler and machinery.....	99	99		21							22	
28. Credit.....												
30. Warranty.....												
34. Aggregate write-ins for other lines of business.....	0	0	0	0	0	0	0	0	0	0	0	0
35. TOTALS (a).....	2,106,275	2,140,585	0	1,025,094	104,391	93,098	1,521,747	64,230	28,625	736,087	532,466	32,794

DETAILS OF WRITE-INS

3401. ....												
3402. ....												
3403. ....												
3498. Summary of remaining write-ins for Line 34 from overflow page.....	0	0	0	0	0	0	0	0	0	0	0	0
3499. TOTALS (Lines 3401 through 3403 plus 3498) (Line 34 above).....	0	0	0	0	0	0	0	0	0	0	0	0

(a) Finance and service charges not included in Lines 1 to 35 \$....45.

(b) For health business on indicated lines report: Number of persons insured under PPO managed care products.....0 and number of persons insured under indemnity only products.....0.

**EXHIBIT OF PREMIUMS AND LOSSES (Statutory Page 14)**



NAIC Group Code.....0140    NAIC Company Code....15580

BUSINESS IN THE STATE OF WEST VIRGINIA DURING THE YEAR

19.WV

Line of Business	Gross Premiums, Including Policy and Membership Fees, Less Return Premiums and Premiums on Policies not Taken		3 Dividends Paid or Credited to Policyholders on Direct Business	4 Direct Unearned Premium Reserves	5 Direct Losses Paid (deducting salvage)	6 Direct Losses Incurred	7 Direct Losses Unpaid	8 Direct Defense and Cost Containment Expense Paid	9 Direct Defense and Cost Containment Expense Incurred	10 Direct Defense and Cost Containment Expense Unpaid	11 Commissions and Brokerage Expenses	12 Taxes, Licenses and Fees
	1 Direct Premiums Written	2 Direct Premiums Earned										
1. Fire.....												
2.1 Allied lines.....	17,566	16,196		8,624	(1)	(36,348)	1,599		(244)	551	3,130	1,107
2.2 Multiple peril crop.....												
2.3 Federal flood.....												
2.4 Private crop.....												
2.5 Private flood.....												
3. Farmowners multiple peril.....												
4. Homeowners multiple peril.....												
5.1 Commercial multiple peril (non-liability portion).....	297	298		175		(46)	35		(3)	2	52	24
5.2 Commercial multiple peril (liability portion).....	447	447		130		89	171		8	77	89	48
6. Mortgage guaranty.....												
8. Ocean marine.....												
9. Inland marine.....												
10. Financial guaranty.....												
11. Medical professional liability.....												
12. Earthquake.....												
13. Group accident and health (b).....												
14. Credit A&H (group and individual).....												
15.1 Collectively renewable A&H (b).....												
15.2 Non-cancelable A&H (b).....												
15.3 Guaranteed renewable A&H (b).....												
15.4 Non-renewable for stated reasons only (b).....												
15.5 Other accident only.....												
15.6 Medicare Title XVIII exempt from state taxes or fees.....												
15.7 All other A&H (b).....												
15.8 Federal employees health benefits plan premium.....												
16. Workers' compensation.....												
17.1 Other liability-occurrence.....	48,982	44,634		23,845	12,997	153,272	237,601	36,736	(16,077)	90,995	8,615	2,869
17.2 Other liability-claims-made.....	71,407	77,485		36,013	(2)	(35,011)	64,746	799,334	900,789	443,888	17,800	4,115
17.3 Excess workers' compensation.....												
18. Products liability.....												
19.1 Private passenger auto no-fault (personal injury protection).....												
19.2 Other private passenger auto liability.....												
19.3 Commercial auto no-fault (personal injury protection).....												
19.4 Other commercial auto liability.....	210,898	237,290		139,661	13,466	(14,763)	68,000	71,063	71,849	17,024	36,908	8,662
21.1 Private passenger auto physical damage.....												
21.2 Commercial auto physical damage.....	95,269	85,486		62,270	10,020	(2,492)	(66)		(4,758)	4,204	16,685	3,912
22. Aircraft (all perils).....												
23. Fidelity.....	49	49		22							9	2
24. Surety.....												
26. Burglary and theft.....	697	(4,478)		5,465							122	59
27. Boiler and machinery.....	3,483	3,121		1,934		(754)	(69)		35	44	616	204
28. Credit.....												
30. Warranty.....												
34. Aggregate write-ins for other lines of business.....	0	0	0	0	0	0	0	0	0	0	0	0
35. TOTALS (a).....	449,095	460,528	0	278,139	36,480	63,947	372,017	907,133	951,599	556,785	84,026	21,002

**DETAILS OF WRITE-INS**

3401. ....												
3402. ....												
3403. ....												
3498. Summary of remaining write-ins for Line 34 from overflow page.....	0	0	0	0	0	0	0	0	0	0	0	0
3499. TOTALS (Lines 3401 through 3403 plus 3498) (Line 34 above).....	0	0	0	0	0	0	0	0	0	0	0	0

(a) Finance and service charges not included in Lines 1 to 35 \$.....0.  
(b) For health business on indicated lines report: Number of persons insured under PPO managed care products.....0 and number of persons insured under indemnity only products.....0.

**EXHIBIT OF PREMIUMS AND LOSSES (Statutory Page 14)**



NAIC Group Code.....0140    NAIC Company Code....15580

BUSINESS IN THE STATE OF WYOMING DURING THE YEAR

19.WY

Line of Business	Gross Premiums, Including Policy and Membership Fees, Less Return Premiums and Premiums on Policies not Taken		3 Dividends Paid or Credited to Policyholders on Direct Business	4 Direct Unearned Premium Reserves	5 Direct Losses Paid (deducting salvage)	6 Direct Losses Incurred	7 Direct Losses Unpaid	8 Direct Defense and Cost Containment Expense Paid	9 Direct Defense and Cost Containment Expense Incurred	10 Direct Defense and Cost Containment Expense Unpaid	11 Commissions and Brokerage Expenses	12 Taxes, Licenses and Fees
	1 Direct Premiums Written	2 Direct Premiums Earned										
1. Fire.....												
2.1 Allied lines.....	34,660	104,605		5,060	76,586	72,981	9,682		(563)	2,651	7,799	1,407
2.2 Multiple peril crop.....												
2.3 Federal flood.....												
2.4 Private crop.....												
2.5 Private flood.....												
3. Farmowners multiple peril.....												
4. Homeowners multiple peril.....												
5.1 Commercial multiple peril (non-liability portion).....	5,520	16,573		616		(427)	1,237		(236)	189	1,242	708
5.2 Commercial multiple peril (liability portion).....												
6. Mortgage guaranty.....												
8. Ocean marine.....												
9. Inland marine.....												
10. Financial guaranty.....												
11. Medical professional liability.....												
12. Earthquake.....	3,520	4,263				11	11				792	240
13. Group accident and health (b).....												
14. Credit A&H (group and individual).....												
15.1 Collectively renewable A&H (b).....												
15.2 Non-cancelable A&H (b).....												
15.3 Guaranteed renewable A&H (b).....												
15.4 Non-renewable for stated reasons only (b).....												
15.5 Other accident only.....												
15.6 Medicare Title XVIII exempt from state taxes or fees.....												
15.7 All other A&H (b).....												
15.8 Federal employees health benefits plan premium.....												
16. Workers' compensation.....												
17.1 Other liability-occurrence.....	117	38		79		(552)	1,341		(998)	596	26	35
17.2 Other liability-claims-made.....	3,795	3,795		3,004		(18,857)	10,593		(8,334)	6,125	949	89
17.3 Excess workers' compensation.....												
18. Products liability.....												
19.1 Private passenger auto no-fault (personal injury protection).....												
19.2 Other private passenger auto liability.....												
19.3 Commercial auto no-fault (personal injury protection).....												
19.4 Other commercial auto liability.....	42,760	49,894		20,865	5,794	14,293	19,757		1,538	3,224	7,476	634
21.1 Private passenger auto physical damage.....												
21.2 Commercial auto physical damage.....	37,984	120,366		9,868	82,609	63,739	3,300		(2,760)	12,704	7,902	2,748
22. Aircraft (all perils).....												
23. Fidelity.....												
24. Surety.....												
26. Burglary and theft.....	21	603		5							5	
27. Boiler and machinery.....	7,348	19,750		1,174	571	(764)	1,632		153	246	1,653	220
28. Credit.....												
30. Warranty.....												
34. Aggregate write-ins for other lines of business.....	0	0	0	0	0	0	0	0	0	0	0	0
35. TOTALS (a).....	135,725	319,887	0	40,671	165,560	130,424	47,553	0	(11,200)	25,735	27,844	6,081

**DETAILS OF WRITE-INS**

3401. ....												
3402. ....												
3403. ....												
3498. Summary of remaining write-ins for Line 34 from overflow page.....	0	0	0	0	0	0	0	0	0	0	0	0
3499. TOTALS (Lines 3401 through 3403 plus 3498) (Line 34 above).....	0	0	0	0	0	0	0	0	0	0	0	0

(a) Finance and service charges not included in Lines 1 to 35 \$.....0.

(b) For health business on indicated lines report: Number of persons insured under PPO managed care products.....0 and number of persons insured under indemnity only products.....0.

SCHEDULE F - PART 1

Assumed Reinsurance as of December 31, Current Year (\$000 Omitted)

1  ID Number	2  NAIC Company Code	3   Name of Reinsured	4  Domiciliary Jurisdiction	5  Assumed Premium	Reinsurance On			9  Contingent Commissions Payable	10  Assumed Premiums Receivable	11  Unearned Premium	12  Funds Held by or Deposited With Reinsured Companies	13  Letters of Credit Posted	14  Amount of Assets Pledged or Compensating Balances to Secure Letters of Credit	15  Amount of Assets Pledged or Collateral Held in Trust
					6  Paid Losses and Loss Adjustment Expenses	7  Known Case Losses and LAE	8  Cols. 6 + 7							
Affiliates - U.S. Non-Pool - Other														
74-1061659..	29262.....	Colonial County Mutual Insurance Company.....	TX.....		.....1	.....20	.....21							
0399999.	Affiliates - U.S. Non-Pool - Other.....				.....0	.....1	.....20	.....21	.....0	.....0	.....0	.....0	.....0	.....0
0499999.	Affiliates - U.S. Non-Pool - Total.....				.....0	.....1	.....20	.....21	.....0	.....0	.....0	.....0	.....0	.....0
0899999.	Total Affiliates.....				.....0	.....1	.....20	.....21	.....0	.....0	.....0	.....0	.....0	.....0
Other U. S. Unaffiliated Insurers														
00-0000000..	00000.....	Milliman Inc.....	VT.....	.....727			.....0			.....458				
00-0000000..	00000.....	Monroe Indemnity Inc.....	WA.....	.....102			.....0			.....64				
0999999.	Other U. S. Unaffiliated Insurers.....				.....829	.....0	.....0	.....0	.....0	.....522	.....0	.....0	.....0	.....0
Pools and Associations - Mandatory Pools														
AA-9991105.	00000.....	California Commercial Auto Ins Procedure.....	CA.....	.....306		.....279	.....279			.....153	.....72			
1099998.	Pools and Associations for which the total of column 8 is less than \$100,000-Mandatory.....				.....59	.....59	.....59			.....85	.....9			
1099999.	Pools and Associations - Mandatory Pools.....				.....365	.....0	.....338	.....338	.....0	.....0	.....238	.....81	.....0	.....0
1299999.	Total Pools and Associations.....				.....365	.....0	.....338	.....338	.....0	.....0	.....238	.....81	.....0	.....0
Other Non-U. S. Insurers														
AA-3770147.	00000.....	Gloucester Insurance Ltd.....	BMU.....	.....606			.....0			.....324				
1399999.	Other Non-U. S. Insurers.....				.....606	.....0	.....0	.....0	.....0	.....324	.....0	.....0	.....0	.....0
9999999.	Totals.....				.....1,800	.....1	.....358	.....359	.....0	.....0	.....1,084	.....81	.....0	.....0

**SCHEDULE F - PART 2**

Premium Portfolio Reinsurance Effected or (Canceled) during Current Year

1	2	3	4	5	6
ID Number	NAIC Company Code	Name of Company	Date of Contract	Original Premium	Reinsurance Premium

NONE



SCHEDULE F - PART 3

Ceded Reinsurance as of December 31, Current Year (\$000 Omitted)

1  ID Number	2  NAIC Company Code	3  Name of Reinsurer	4  Domiciliary Jurisdiction	5  Special Code	6  Reinsurance Premiums Ceded	Reinsurance Recoverable on										Reinsurance Payable		18  Net Amount Recoverable From Reinsurers Col. 15-[16+17]	19  Funds Held By Company Under Reinsurance Treaties
						7  Paid Losses	8  Paid LAE	9  Known Case Loss Reserves	10  Known Case LAE Reserves	11  IBNR Loss Reserves	12  IBNR LAE Reserves	13  Unearned Premiums	14  Contingent Commissions	15  Cols. 7 through 14 Totals	16  Ceded Balances Payable	17  Other Amounts Due to Reinsurers			
Authorized Affiliates-U.S. Non-Pool - Other																			
31-4177100.	23787...	Nationwide Mutual Insurance Company.....	OH.....	.....	.....	.....844	.....60	.....427	.....	.....	.....	.....	.....	.....1,331	.....	.....	.....1,331	.....	
31-1024978.	41297...	Scottsdale Insurance Company.....	OH.....	.....	261,526	7,395	3,930	156,829	45,064	181,546	77,361	120,565	.....	592,690	42,589	.....	550,101	82	
0399999.	Total Authorized Affiliates - U.S. Non-Pool - Other.....				261,526	7,395	3,930	157,673	45,124	181,973	77,361	120,565	0	594,021	42,589	0	551,432	82	
0499999.	Total Authorized Affiliates - U.S. Non-Pool - Total.....				261,526	7,395	3,930	157,673	45,124	181,973	77,361	120,565	0	594,021	42,589	0	551,432	82	
0899999.	Total Authorized Affiliates.....				261,526	7,395	3,930	157,673	45,124	181,973	77,361	120,565	0	594,021	42,589	0	551,432	82	
1399999.	Total Authorized.....				261,526	7,395	3,930	157,673	45,124	181,973	77,361	120,565	0	594,021	42,589	0	551,432	82	
4099999.	Total Authorized, Unauthorized and Certified.....				261,526	7,395	3,930	157,673	45,124	181,973	77,361	120,565	0	594,021	42,589	0	551,432	82	
9999999.	Totals.....				261,526	7,395	3,930	157,673	45,124	181,973	77,361	120,565	0	594,021	42,589	0	551,432	82	

Note: A. Report the five largest provisional commission rates included in the cedant's reinsurance treaties. The commission rate to be reported is by contract with ceded premium in excess of \$50,000.

1  Name of Reinsurer	2  Commission Rate	3  Ceded Premium
(1) .....	.....	.....
(2) .....	.....	.....
(3) .....	.....	.....
(4) .....	.....	.....
(5) .....	.....	.....

B. Report the five largest reinsurance recoverables reported in Column 15, due from any one reinsurer (based on the total recoverables, Line 9999999, Column 15), the amount of ceded premium, and indicate whether the recoverables are due from an affiliated insurer.

1  Name of Reinsurer	2  Total Recoverables	3  Ceded Premiums	4  Affiliated	
(1) Scottsdale Insurance Company.....	.....592,690	.....261,526	Yes [ X ]	No [ ]
(2) Nationwide Mutual Insurance Company.....	.....1,331	.....	Yes [ X ]	No [ ]
(3) .....	.....	.....	Yes [ ]	No [ ]
(4) .....	.....	.....	Yes [ ]	No [ ]
(5) .....	.....	.....	Yes [ ]	No [ ]

SCHEDULE F - PART 4

Aging of Ceded Reinsurance as of December 31, Current Year (\$000 Omitted)

1  ID Number	2  NAIC Company Code	3   Name of Reinsurer	4   Domiciliary Jurisdiction	Reinsurance Recoverable on Paid Losses and Paid Loss Adjustment Expenses							12  Percentage Overdue Col. 10 / Col. 11	13  Percentage More Than 120 Days Overdue Col. 9 / Col. 11
				5  Current	Overdue					11  Total Due Cols. 5 + 10		
					6  1 to 29 Days	7  30 to 90 Days	8  91 to 120 Days	9  Over 120 Days	10  Total Overdue Cols. 6 + 7 + 8 + 9			
Authorized Affiliates-U.S. Non-Pool - Other												
31-1024978..	41297.....	Scottsdale Insurance Company.....	OH.....	.....11,325	.....	.....	.....	.....	.....0	.....11,325	.....0.0	.....0.0
0399999.	Total Authorized - Affiliates - U.S. Non-Pool - Other.....			.....11,325	.....0	.....0	.....0	.....0	.....0	.....11,325	.....0.0	.....0.0
0499999.	Total Authorized - Affiliates - U.S. Non-Pool - Total.....			.....11,325	.....0	.....0	.....0	.....0	.....0	.....11,325	.....0.0	.....0.0
0899999.	Total Authorized - Affiliates.....			.....11,325	.....0	.....0	.....0	.....0	.....0	.....11,325	.....0.0	.....0.0
1399999.	Total Authorized.....			.....11,325	.....0	.....0	.....0	.....0	.....0	.....11,325	.....0.0	.....0.0
4099999.	Total Authorized, Unauthorized and Certified.....			.....11,325	.....0	.....0	.....0	.....0	.....0	.....11,325	.....0.0	.....0.0
9999999.	Totals.....			.....11,325	.....0	.....0	.....0	.....0	.....0	.....11,325	.....0.0	.....0.0

SCHEDULE F - PART 5

Provision for Unauthorized Reinsurance as of December 31, Current Year (\$000 Omitted)

1	2	3	4	5	6	7	8	9	10	11	12	13	14	15	16	17	18	19
ID Number	NAIC Company Code	Name of Reinsurer	Domi- ciliary Juris- diction	Special Code	Reinsurance Recoverable all Items Schedule F, Part 3, Col. 15	Funds Held By Company Under Reinsurance Treaties	Letters of Credit	Issuing or Confirming Bank Reference Number (a)	Ceded Balances Payable	Miscellaneous Balances Payable	Trust Funds and Other Allowed Offset Items	Total Collateral and Offsets Allowed (Cols. 7+8+10 + 11 + 12 but not in Excess of Col. 6)	Provision for Unauthorized Reinsurance (Col. 6 minus Col. 13)	Recoverable Paid Losses & LAE Expenses Over 90 Days Past Due not in Dispute	20% of Amount in Col. 15	20% of Amount in Dispute Included in Col. 6	Provision for Overdue Reinsurance (Col. 16 plus Col. 17)	Total Provision for Reinsurance Ceded to Unauthorized Reinsurers (Col. 14 plus Col. 18 but not in Excess of Col. 6)

1. Amounts in dispute totaling \$.0 are included in Column 6.
2. Amounts in dispute totaling \$.0 are excluded from Column 15.

NONE

**SCHEDULE F - PART 6 - SECTION 1**

Provision for Reinsurance Ceded to Certified Reinsurers as of December 31, Current Year (\$000 Omitted)

1	2	3	4	5	6	7	8	9	10	11	Collateral Provided						18	19	20	21
											12	13	14	15	16	17				
ID Number	NAIC Company Code	Name of Reinsurer	Domiciliary Jurisdiction	Certified Reinsurer Rating (1 through 6)	Effective Date of Certified Reinsurer Rating	Percent Collateral Required for Full Credit (0% - 100%)	Net Amount Recoverable from Reinsurers (Sch F Part 3 Col. 18)	Catastrophe Recoverables Qualifying for Collateral Deferral	Net Recoverables Subject to Collateral Requirements for Full Credit (Col. 8 - Col. 9)	Dollar Amount of Collateral Required (Col. 10 x Col. 7)	Multiple Beneficiary Trust	Funds Held by Company Under Reinsurance Treaties	Letters of Credit	Issuing or Confirming Bank Reference Number (a)	Other Allowable Collateral	Total Collateral Provided (Cols. 12 + 13 + 14 + 16)	Percent of Collateral Provided for Net Recoverables Subject to Collateral Requirements (Col. 17 / Col. 10)	Percent Credit Allowed on Net Recoverables Subject to Collateral Requirements (Col. 18/Col. 7, not to exceed 100%)	Amount of Credit Allowed for Net Recoverables (Col 9 + (Col. 10 x Col. 19))	Provision for Reinsurance with Certified Reinsurers Due to Collateral Deficiency (Col 8 - Col. 20)

NONE

SCHEDULE F - PART 6 - SECTION 2

Provision for Overdue Reinsurance Ceded to Certified Reinsurers as of December 31, Current Year (\$000 Omitted)

1	2	3	4	5	6	7	8	9	10	11	Complete if Column 8 is 20% or Greater			15
											12	13	14	
ID Number	NAIC Company Code	Name of Reinsurer	Domiciliary Jurisdiction	Reinsurance Recoverable on Paid Loss and LAE More than 90 Days Overdue (a)	Total Reinsurance Recoverable on Paid Losses and LAE (b)	Amounts Received Prior 90 Days	Percent More than 90 Days Overdue	20% of Amounts in Col. 5	20% of Amounts in Dispute Excluded from Col. 5	Amount of Credit Allowed for Net Recoverables (Sch F Part 6 Section 1 Col. 20)	Total Collateral Provided (Sch F Part 6 Section 1 Col. 17) not to Exceed Col. 11	Net Unsecured Recoverable for Which Credit is Allowed (Col. 11 - Col. 12)	20% of Amount in Col. 13	Provision for Overdue Reinsurance Ceded to Certified Reinsurers (Greater of Col. 9 + Col. 10 or Col. 14) not to Exceed Col. 11

(a) From Schedule F-Part 4 Columns 8 + 9, total certified, less \$.....0 in dispute.

(b) From Schedule F-Part 3 Columns 7 + 8, total certified, less \$.....0 in dispute.

NONE

SCHEDULE F - PART 7

Provision for Overdue Authorized Reinsurance as of December 31, Current Year

1	2	3	4	5	6	7	8	9	10	11
ID Number	NAIC Company Code	Name of Reinsurer	Reinsurance Recoverable on Paid Losses and LAE More Than 90 Days Overdue (a)	Total Reinsurance Recoverable on Paid Losses and Paid LAE (b)	Amounts Received Prior 90 Days	Col. 4 divided by (Cols. 5 + 6)	Amounts in Col. 4 for Companies Reporting less than 20% in Col. 7	Amounts in Dispute Excluded from Col. 4 for Companies Reporting less than 20% in Col. 7	20% of Amount in Col. 9	Amount Reported in Col. 8 x 20% + Col. 10

(a) From Schedule F-Part 4 Columns 8 + 9, total authorized, less \$.0 in dispute.

(b) From Schedule F-Part 3 Columns 7 + 8, total authorized, less \$.0 in dispute.

NONE

SCHEDULE F - PART 8

Provision for Overdue Reinsurance as of December 31, Current Year

1	2	3	4	5	6	7	8	9	10	11	12
ID Number	NAIC Company Code	Name of Reinsurer	Reinsurance Recoverable All Items	Funds Held by Company Under Reinsurance Treaties	Letters of Credit	Ceded Balances Payable	Other Miscellaneous Balances	Other Allowed Offset Items	Sum of Cols. 5 through 9 but not in Excess of Col. 4	Col. 4 Minus Col. 10	Greater of Col. 11 or Schedule F - Part 4 Cols. 8 + 9

NONE

SCHEDULE F - PART 9

Restatement of Balance Sheet to Identify Net Credit for Reinsurance

	1 As Reported (Net of Ceded)	2 Restatement Adjustments	3 Restated (Gross of Ceded)
ASSETS (Page 2, Col. 3)			
1. Cash and invested assets (Line 12).....	39,644,013		39,644,013
2. Premiums and considerations (Line 15).....	22,910,782		22,910,782
3. Reinsurance recoverable on loss and loss adjustment expense payments (Line 16.1).....	11,324,954	(11,324,954)	(0)
4. Funds held by or deposited with reinsured companies (Line 16.2).....	81,744	-	81,744
5. Other assets.....	10,555,857		10,555,857
6. Net amount recoverable from reinsurers.....		551,349,849	551,349,849
7. Protected cell assets (Line 27).....		-	0
8. Totals (Line 28).....	84,517,350	540,024,894	624,542,244
LIABILITIES (Page 3)			
9. Losses and loss adjustment expenses (Lines 1 through 3).....	1,005	462,130,708	462,131,713
10. Taxes, expenses, and other obligations (Lines 4 through 8).....	331,325	-	331,325
11. Unearned premiums (Line 9).....		120,565,389	120,565,389
12. Advance premiums (Line 10).....		-	0
13. Dividends declared and unpaid (Line 11.1 and 11.2).....		-	0
14. Ceded reinsurance premiums payable (net of ceding commissions) (Line 12).....	42,589,459	(42,589,459)	0
15. Funds held by company under reinsurance treaties (Line 13).....	81,744	(81,744)	0
16. Amounts withheld or retained by company for account of others (Line 14).....		-	0
17. Provision for reinsurance (Line 16).....		-	0
18. Other liabilities.....	1,852,791	-	1,852,791
19. Total liabilities excluding protected cell business (Line 26).....	44,856,324	540,024,894	584,881,218
20. Protected cell liabilities (Line 27).....			0
21. Surplus as regards policyholders (Line 37).....	39,661,026	XXX	39,661,026
22. Totals (Line 38).....	84,517,350	540,024,894	624,542,244

NOTE: Is the restatement of this exhibit the result of grossing up balances ceded to affiliates under 100 percent reinsurance or pooling arrangements?..Yes [ X ] No [ ]

If yes, give full explanation:

See Notes to Financial Statement #26



SCHEDULE H - ACCIDENT AND HEALTH EXHIBIT

	Total		Group Accident and Health		Credit A&H (Group and Individual)		Collectively Renewable		Other Individual Contracts									
									Non-Cancelable		Guaranteed Renewable		Non-Renewable for Stated Reasons Only		Other Accident Only		All Other	
	1 Amount	2 %	3 Amount	4 %	5 Amount	6 %	7 Amount	8 %	9 Amount	10 %	11 Amount	12 %	13 Amount	14 %	15 Amount	16 %	17 Amount	18 %
PART 1 - ANALYSIS OF UNDERWRITING OPERATIONS																		
1. Premiums written.....	0	XXX		XXX		XXX		XXX		XXX		XXX		XXX		XXX		XXX
2. Premiums earned.....	0	XXX		XXX		XXX		XXX		XXX		XXX		XXX		XXX		XXX
3. Incurred claims.....	0	0.0	0	0.0	0	0.0	0	0.0	0	0.0	0	0.0	0	0.0	0	0.0	0	0.0
4. Cost containment expenses.....	0	0.0		0.0		0.0		0.0		0.0		0.0		0.0		0.0		0.0
5. Incurred claims and cost containment expenses (Lines 3 and 4).....	0	0.0	0	0.0	0	0.0	0	0.0	0	0.0	0	0.0	0	0.0	0	0.0	0	0.0
6. Increase in contract reserves.....	0	0.0	0	0.0	0	0.0	0	0.0	0	0.0	0	0.0	0	0.0	0	0.0	0	0.0
7. Commissions (a).....	0	0.0		0.0		0.0		0.0		0.0		0.0		0.0		0.0		0.0
8. Other general insurance expenses.....	0	0.0		0.0		0.0		0.0		0.0		0.0		0.0		0.0		0.0
9. Taxes, licenses and fees.....	0	0.0		0.0		0.0		0.0		0.0		0.0		0.0		0.0		0.0
10. Total other expenses incurred.....	0	0.0	0	0.0	0	0.0	0	0.0	0	0.0	0	0.0	0	0.0	0	0.0	0	0.0
11. Aggregate write-ins for deductions.....	0	0.0	0	0.0	0	0.0	0	0.0	0	0.0	0	0.0	0	0.0	0	0.0	0	0.0
12. Gain from underwriting before dividends or refunds.....	0	0.0	0	0.0	0	0.0	0	0.0	0	0.0	0	0.0	0	0.0	0	0.0	0	0.0
13. Dividends or refunds.....	0	0.0		0.0		0.0		0.0		0.0		0.0		0.0		0.0		0.0
14. Gain from underwriting after dividends or refunds.....	0	0.0	0	0.0	0	0.0	0	0.0	0	0.0	0	0.0	0	0.0	0	0.0	0	0.0
DETAILS OF WRITE-INS																		
1101. ....	0	0.0		0.0		0.0		0.0		0.0		0.0		0.0		0.0		0.0
1102. ....	0	0.0		0.0		0.0		0.0		0.0		0.0		0.0		0.0		0.0
1103. ....	0	0.0		0.0		0.0		0.0		0.0		0.0		0.0		0.0		0.0
1198. Summary of remaining write-ins for Line 11 from overflow page.....	0	0.0	0	0.0	0	0.0	0	0.0	0	0.0	0	0.0	0	0.0	0	0.0	0	0.0
1199. Total (Lines 1101 through 1103 plus 1198) (Line 11 above).	0	0.0	0	0.0	0	0.0	0	0.0	0	0.0	0	0.0	0	0.0	0	0.0	0	0.0

(a) Includes \$.....0 reported as 'Contract, membership and other fees retained by agents.'

**SCHEDULE H - ACCIDENT AND HEALTH EXHIBIT (continued)**

	1	2	3	4	Other Individual Contracts				
	Total	Group Accident and Health	Credit A&H (Group and Individual)	Collectively Renewable	5  Non-Cancelable	6  Guaranteed Renewable	7  Non-Renewable for Stated Reasons Only	8  Other Accident Only	9  All Other
PART 2 - RESERVES AND LIABILITIES									
A. Premium Reserves:									
1. Unearned premiums.....	.0								
2. Advance premiums.....	.0								
3. Reserve for rate credits.....	.0								
4. Total premium reserves, current year.....	.0	.0	0	.0	0	.0	.0	.0	.0
5. Total premium reserves, prior year.....	.0								
6. Increase in total premium reserves.....	.0	.0	0	.0	0	.0	.0	.0	.0
B. Contract Reserves:									
1. Additional reserves (a).....	.0								
2. Reserve for future contingent benefits.....	.0								
3. Total contract reserves, current year.....	.0	.0	0	.0	0	.0	.0	.0	.0
4. Total contract reserves, prior year.....	.0								
5. Increase in contract reserves.....	.0	.0	0	.0	0	.0	.0	.0	.0
C. Claim Reserves and Liabilities:									
1. Total current year.....	.0	.0	0	.0	0	.0	.0	.0	.0
2. Total prior year.....	.0								
3. Increase.....	.0	.0	0	.0	0	.0	.0	.0	.0

31

**PART 3 - TEST OF PRIOR YEAR'S CLAIM RESERVES AND LIABILITIES**

1. Claims Paid During the Year:									
1.1 On claims incurred prior to current year.....	0								
1.2 On claims incurred during current year.....	0								
2. Claim Reserves and Liabilities, December 31, current year:									
2.1 On claims incurred prior to current year.....	0								
2.2 On claims incurred during current year.....	0								
3. Test:									
3.1 Lines 1.1 and 2.1.....	0	0	0	0	0	0	0	0	0
3.2 Claim reserves and liabilities, December 31, prior year.....	0								
3.3 Line 3.1 minus Line 3.2.....	0	0	0	0	0	0	0	0	0

**PART 4 - REINSURANCE**

A. Reinsurance Assumed:									
1. Premiums written.....	0								
2. Premiums earned.....	0								
3. Incurred claims.....	0								
4. Commissions.....	0								
B. Reinsurance Ceded:									
1. Premiums written.....	0								
2. Premiums earned.....	0								
3. Incurred claims.....	0								
4. Commissions.....	0								

(a) Includes \$.....0 premium deficiency reserve.

SCOTTSDALE INDEMNITY COMPANY  
SCHEDULE H - PART 5 - HEALTH CLAIMS

	1 Medical	2 Dental	3 Other	4 Total
A. Direct:				
1. Incurred claims.....				0
2. Beginning claim reserves and liabilities.....				0
3. Ending claim reserves and liabilities.....				0
4. Claims paid.....	0	0	0	0
B. Assumed Reinsurance:				
5. Incurred claims.....				0
6. Beginning claim reserves and liabilities.....				0
7. Ending claim reserves and liabilities.....				0
8. Claims paid.....	0	0	0	0
C. Ceded Reinsurance:				
9. Incurred claims.....				0
10. Beginning claim reserves and liabilities.....				0
11. Ending claim reserves and liabilities.....				0
12. Claims paid.....	0	0	0	0
D. Net:				
13. Incurred claims.....	0	0	0	0
14. Beginning claim reserves and liabilities.....	0	0	0	0
15. Ending claim reserves and liabilities.....	0	0	0	0
16. Claims paid.....	0	0	0	0
E. Net Incurred Claims and Cost Containment Expenses:				
17. Incurred claims and cost containment expenses.....				0
18. Beginning reserves and liabilities.....				0
19. Ending reserves and liabilities.....				0
20. Paid claims and cost containment expenses.....	0	0	0	0

NONE

**SCHEDULE P - PART 1A - HOMEOWNERS/FARMOWNERS**  
(\$000 omitted)

Years in Which Premiums Were Earned and Losses Were Incurred	Premiums Earned			Loss and Loss Expense Payments								12 Number of Claims Reported- Direct and Assumed
	1  Direct and Assumed	2  Ceded	3  Net (Cols. 1 - 2)	Loss Payments		Defense and Cost Containment Payments		Adjusting and Other Payments		10  Salvage and Subrogation Received	11  Total Net Paid (Cols. 4 - 5 + 6 - 7 + 8 - 9)	
				4 Direct and Assumed	5 Ceded	6 Direct and Assumed	7 Ceded	8 Direct and Assumed	9 Ceded			
1. Prior.....	.....XXX.....	.....XXX.....	.....XXX.....								.....0	.....XXX.....
2. 2008.....	.....376.....	.....376.....	.....0	.....87	.....87	.....0	.....0	.....5	.....5		.....0	.....4
3. 2009.....	.....337.....	.....337.....	.....0	.....15	.....15	.....2	.....2	.....15	.....15		.....0	.....8
4. 2010.....	.....461.....	.....461.....	.....0	.....139	.....139	.....7	.....7	.....40	.....40		.....0	.....15
5. 2011.....	.....743.....	.....743.....	.....0	.....245	.....245	.....11	.....11	.....43	.....43		.....0	.....8
6. 2012.....	.....810.....	.....810.....	.....0	.....923	.....923	.....45	.....45	.....51	.....51		.....0	.....15
7. 2013.....	.....932.....	.....932.....	.....0	.....36	.....36	.....0	.....0	.....29	.....29		.....0	.....10
8. 2014.....	.....1,141.....	.....1,141.....	.....0	.....137	.....137	.....9	.....9	.....31	.....31		.....0	.....20
9. 2015.....	.....1,314.....	.....1,314.....	.....0	.....294	.....294	.....2	.....2	.....35	.....35		.....0	.....31
10. 2016.....	.....1,390.....	.....1,390.....	.....0	.....270	.....270	.....7	.....7	.....37	.....37		.....0	.....22
11. 2017.....	.....1,448.....	.....1,448.....	.....0	.....285	.....285	.....6	.....6	.....28	.....28		.....0	.....11
12. Totals.....	.....XXX.....	.....XXX.....	.....XXX.....	.....2,430	.....2,430	.....89	.....89	.....313	.....313	.....0	.....0	.....XXX.....

	Losses Unpaid				Defense and Cost Containment Unpaid				Adjusting and Other Unpaid		23  Salvage and Subrogation Anticipated	24 Total Net Losses and Expenses Unpaid	25  Number of Claims Outstanding Direct and Assumed
	Case Basis		Bulk + IBNR		Case Basis		Bulk + IBNR		21  Direct and Assumed	22  Ceded			
	13 Direct and Assumed	14 Ceded	15 Direct and Assumed	16 Ceded	17 Direct and Assumed	18 Ceded	19 Direct and Assumed	20 Ceded					
1. Prior.....	.....	.....	.....	.....	.....	.....	.....	.....	.....	.....	.....	.....0	.....29
2. 2008.....	.....	.....	.....	.....	.....	.....	.....	.....	.....(0)	.....(0)	.....	.....0	.....
3. 2009.....	.....	.....	.....	.....	.....	.....	.....	.....	.....	.....	.....	.....0	.....
4. 2010.....	.....	.....	.....	.....	.....	.....	.....0	.....0	.....	.....	.....	.....0	.....
5. 2011.....0	.....0	.....0	.....	.....	.....	.....	.....0	.....0	.....	.....	.....	.....0	.....
6. 2012.....	.....	.....	.....	.....	.....	.....	.....0	.....0	.....0	.....0	.....	.....0	.....
7. 2013.....	.....(0)	.....(0)	.....0	.....0	.....	.....	.....0	.....0	.....0	.....0	.....	.....0	.....
8. 2014.....	.....(40)	.....(40)	.....1	.....1	.....	.....	.....(5)	.....(5)	.....0	.....0	.....	.....0	.....
9. 2015.....	.....(2)	.....(2)	.....4	.....4	.....	.....	.....3	.....3	.....1	.....1	.....	.....0	.....
10. 2016.....	.....(1)	.....(1)	.....5	.....5	.....	.....	.....10	.....10	.....4	.....4	.....	.....(0)	.....
11. 2017.....	.....138	.....138	.....130	.....130	.....11	.....11	.....26	.....26	.....24	.....24	.....0	.....0	.....3
12. Totals...	.....95	.....95	.....140	.....140	.....11	.....11	.....36	.....36	.....29	.....29	.....0	.....(0)	.....32

	Total Losses and Loss Expenses Incurred			Loss and Loss Expense Percentage (Incurred/Premiums Earned)			Nontabular Discount		34	Net Balance Sheet Reserves after Discount	
	26 Direct and Assumed	27  Ceded	28  Net	29 Direct and Assumed	30  Ceded	31  Net	32  Loss	33  Loss Expense	Inter- Company Pooling Participation Percentage	35	36
										Losses Unpaid	Loss Expenses Unpaid
1. Prior..	.....XXX.....	.....XXX.....	.....XXX.....	.....XXX.....	.....XXX.....	.....XXX.....	.....	.....	.....XXX.....	.....0	.....0
2. 2008.	.....92.....	.....92.....	.....0	.....24.5	.....24.5	.....0.0	.....	.....	.....	.....0	.....0
3. 2009.	.....32.....	.....32.....	.....0	.....9.5	.....9.5	.....0.0	.....	.....	.....	.....0	.....0
4. 2010.	.....186.....	.....186.....	.....0	.....40.4	.....40.4	.....0.0	.....	.....	.....	.....0	.....0
5. 2011.	.....299.....	.....299.....	.....0	.....40.3	.....40.3	.....0.0	.....	.....	.....	.....0	.....0
6. 2012.	.....1,019.....	.....1,019.....	.....0	.....125.8	.....125.8	.....0.0	.....	.....	.....	.....0	.....0
7. 2013.	.....66.....	.....66.....	.....0	.....7.0	.....7.0	.....0.0	.....	.....	.....	.....0	.....0
8. 2014.	.....132.....	.....132.....	.....0	.....11.6	.....11.6	.....0.0	.....	.....	.....	.....0	.....0
9. 2015.	.....338.....	.....338.....	.....0	.....25.7	.....25.7	.....0.0	.....	.....	.....	.....0	.....0
10. 2016.	.....332.....	.....332.....	.....0	.....23.9	.....23.9	.....0.0	.....	.....	.....	.....(0)	.....0
11. 2017.	.....647.....	.....647.....	.....0	.....44.7	.....44.7	.....0.0	.....	.....	.....	.....0	.....0
12. Totals	.....XXX.....	.....XXX.....	.....XXX.....	.....XXX.....	.....XXX.....	.....XXX.....	.....0	.....0	.....XXX.....	.....(0)	.....0

**SCHEDULE P - PART 1B - PRIVATE PASSENGER AUTO LIABILITY/MEDICAL**  
(\$000 omitted)

Years in Which Premiums Were Earned and Losses Were Incurred	Premiums Earned			Loss and Loss Expense Payments								12 Number of Claims Reported Direct and Assumed
	1  Direct and Assumed	2  Ceded	3  Net (Cols. 1 - 2)	Loss Payments		Defense and Cost Containment Payments		Adjusting and Other Payments		10  Salvage and Subrogation Received	11  Total Net Paid (Cols. 4 - 5 + 6 - 7 + 8 - 9)	
				4 Direct and Assumed	5 Ceded	6 Direct and Assumed	7 Ceded	8 Direct and Assumed	9 Ceded			
1. Prior.....	.....XXX.....	.....XXX.....	.....XXX.....								.....0	.....XXX.....
2. 2008.....			.....0								.....0	
3. 2009.....			.....0								.....0	
4. 2010.....			.....0								.....0	
5. 2011.....			.....0					.....6	.....6		.....0	
6. 2012.....			.....0								.....0	
7. 2013.....			.....0					.....10	.....10		.....0	
8. 2014.....			.....0					.....12	.....12		.....0	
9. 2015.....			.....0								.....0	
10. 2016.....			.....0					.....1	.....1		.....0	
11. 2017.....	.....0	.....0	.....0								.....0	
12. Totals....	.....XXX.....	.....XXX.....	.....XXX.....	.....0	.....0	.....0	.....0	.....30	.....30	.....0	.....0	.....XXX.....

	Losses Unpaid				Defense and Cost Containment Unpaid				Adjusting and Other Unpaid		23  Salvage and Subrogation Anticipated	24 Total Net Losses and Expenses Unpaid	25  Number of Claims Outstanding- Direct and Assumed
	Case Basis		Bulk + IBNR		Case Basis		Bulk + IBNR		21  Direct and Assumed	22  Ceded			
	13 Direct and Assumed	14 Ceded	15 Direct and Assumed	16 Ceded	17 Direct and Assumed	18 Ceded	19 Direct and Assumed	20 Ceded					
1. Prior.....	.....	.....	.....	.....	.....	.....	.....	.....	.....	.....	.....	.....0	.....
2. 2008.....	.....	.....	.....	.....	.....	.....	.....	.....	.....	.....	.....	.....0	.....
3. 2009.....	.....	.....	.....	.....	.....	.....	.....	.....	.....	.....	.....	.....0	.....
4. 2010.....	.....	.....	.....	.....	.....	.....	.....	.....	.....	.....	.....	.....0	.....
5. 2011.....	.....	.....	.....	.....	.....	.....	.....	.....	.....	.....	.....	.....0	.....
6. 2012.....	.....	.....	.....	.....	.....	.....	.....	.....	.....	.....	.....	.....0	.....
7. 2013.....	.....	.....	.....	.....	.....	.....	.....	.....	.....	.....	.....	.....0	.....
8. 2014.....	.....	.....	.....(0)	.....(0)	.....	.....	.....	.....	.....	.....	.....	.....0	.....
9. 2015.....	.....20	.....20	.....	.....	.....	.....	.....	.....	.....	.....	.....	.....0	.....
10. 2016.....	.....(0)	.....(0)	.....	.....	.....	.....	.....(0)	.....(0)	.....	.....	.....	.....0	.....
11. 2017.....	.....	.....	.....	.....	.....	.....	.....	.....	.....	.....	.....	.....0	.....
12. Totals...	.....20	.....20	.....(0)	.....(0)	.....0	.....0	.....(0)	.....(0)	.....0	.....0	.....0	.....0	.....0

	Total Losses and Loss Expenses Incurred			Loss and Loss Expense Percentage (Incurred/Premiums Earned)			Nontabular Discount		34	Net Balance Sheet Reserves after Discount	
	26 Direct and Assumed	27  Ceded	28  Net	29 Direct and Assumed	30  Ceded	31  Net	32  Loss	33  Loss Expense	Inter- Company Pooling Participation Percentage	35	36
										Losses Unpaid	Loss Expenses Unpaid
1. Prior..	.....XXX.....	.....XXX.....	.....XXX.....	.....XXX.....	.....XXX.....	.....XXX.....	.....	.....	.....XXX.....	.....0	.....0
2. 2008.	.....0	.....0	.....0	.....0.0	.....0.0	.....0.0				.....0	.....0
3. 2009.	.....0	.....0	.....0	.....0.0	.....0.0	.....0.0				.....0	.....0
4. 2010.	.....0	.....0	.....0	.....0.0	.....0.0	.....0.0				.....0	.....0
5. 2011.	.....6	.....6	.....0	.....0.0	.....0.0	.....0.0				.....0	.....0
6. 2012.	.....0	.....0	.....0	.....0.0	.....0.0	.....0.0				.....0	.....0
7. 2013.	.....10	.....10	.....0	.....0.0	.....0.0	.....0.0				.....0	.....0
8. 2014.	.....12	.....12	.....0	.....0.0	.....0.0	.....0.0				.....0	.....0
9. 2015.	.....20	.....20	.....0	.....0.0	.....0.0	.....0.0				.....0	.....0
10. 2016.	.....1	.....1	.....0	.....0.0	.....0.0	.....0.0				.....0	.....0
11. 2017.	.....0	.....0	.....0	.....0.0	.....0.0	.....0.0				.....0	.....0
12. Totals	.....XXX.....	.....XXX.....	.....XXX.....	.....XXX.....	.....XXX.....	.....XXX.....	.....0	.....0	.....XXX.....	.....0	.....0

**SCHEDULE P - PART 1C - COMMERCIAL AUTO/TRUCK LIABILITY/MEDICAL**  
(\$000 omitted)

Years in Which Premiums Were Earned and Losses Were Incurred	Premiums Earned			Loss and Loss Expense Payments								12 Number of Claims Reported- Direct and Assumed
	1  Direct and Assumed	2  Ceded	3  Net (Cols. 1 - 2)	Loss Payments		Defense and Cost Containment Payments		Adjusting and Other Payments		10  Salvage and Subrogation Received	11  Total Net Paid (Cols. 4 - 5 + 6 - 7 + 8 - 9)	
				4 Direct and Assumed	5 Ceded	6 Direct and Assumed	7 Ceded	8 Direct and Assumed	9 Ceded			
1. Prior.....	.....XXX.....	.....XXX.....	.....XXX.....	.....(3).....	.....(3).....	.....18.....	.....18.....	.....0.....	.....0.....	.....(0).....	.....0.....	.....XXX.....
2. 2008.....	.....19,981.....	.....19,981.....	.....0.....	.....13,517.....	.....13,517.....	.....1,234.....	.....1,234.....	.....938.....	.....938.....	.....0.....	.....0.....	.....647.....
3. 2009.....	.....17,780.....	.....17,780.....	.....0.....	.....10,700.....	.....10,700.....	.....1,589.....	.....1,589.....	.....1,248.....	.....1,248.....	.....0.....	.....0.....	.....584.....
4. 2010.....	.....16,823.....	.....16,823.....	.....0.....	.....15,831.....	.....15,831.....	.....1,389.....	.....1,389.....	.....1,030.....	.....1,030.....	.....0.....	.....0.....	.....590.....
5. 2011.....	.....21,238.....	.....21,238.....	.....0.....	.....18,759.....	.....18,759.....	.....1,607.....	.....1,607.....	.....1,508.....	.....1,508.....	.....0.....	.....0.....	.....799.....
6. 2012.....	.....32,705.....	.....32,705.....	.....0.....	.....27,134.....	.....27,134.....	.....2,215.....	.....2,215.....	.....1,811.....	.....1,811.....	.....0.....	.....0.....	.....1,259.....
7. 2013.....	.....35,612.....	.....35,612.....	.....0.....	.....27,544.....	.....27,544.....	.....1,788.....	.....1,788.....	.....2,002.....	.....2,002.....	.....0.....	.....0.....	.....1,195.....
8. 2014.....	.....36,525.....	.....36,525.....	.....0.....	.....21,571.....	.....21,571.....	.....1,888.....	.....1,888.....	.....2,273.....	.....2,273.....	.....0.....	.....0.....	.....1,104.....
9. 2015.....	.....34,527.....	.....34,527.....	.....0.....	.....13,002.....	.....13,002.....	.....979.....	.....979.....	.....1,716.....	.....1,716.....	.....0.....	.....0.....	.....898.....
10. 2016.....	.....37,062.....	.....37,062.....	.....0.....	.....11,700.....	.....11,700.....	.....506.....	.....506.....	.....1,534.....	.....1,534.....	.....0.....	.....0.....	.....987.....
11. 2017.....	.....40,889.....	.....40,889.....	.....0.....	.....4,854.....	.....4,854.....	.....88.....	.....88.....	.....1,345.....	.....1,345.....	.....0.....	.....0.....	.....981.....
12. Totals.....	.....XXX.....	.....XXX.....	.....XXX.....	.....164,608.....	.....164,608.....	.....13,300.....	.....13,300.....	.....15,405.....	.....15,405.....	.....0.....	.....0.....	.....XXX.....

	Losses Unpaid				Defense and Cost Containment Unpaid				Adjusting and Other Unpaid		23  Salvage and Subrogation Anticipated	24 Total Net Losses and Expenses Unpaid	25  Number of Claims Outstanding Direct and Assumed
	Case Basis		Bulk + IBNR		Case Basis		Bulk + IBNR		21  Direct and Assumed	22  Ceded			
	13 Direct and Assumed	14 Ceded	15 Direct and Assumed	16 Ceded	17 Direct and Assumed	18 Ceded	19 Direct and Assumed	20 Ceded					
1. Prior.....	.....0	.....0	.....2	.....2	.....31	.....31	.....0	.....0	.....0	.....0	.....(0)	.....0	.....1,595
2. 2008.....	.....(2)	.....(2)	.....1	.....1			.....0	.....0	.....1	.....1		.....0	
3. 2009.....	.....0	.....0	.....1	.....1			.....1	.....1	.....1	.....1		.....0	
4. 2010.....	.....(6)	.....(6)	.....1	.....1	.....3	.....3	.....4	.....4	.....5	.....5		.....(0)	
5. 2011.....	.....64	.....64	.....3	.....3			.....13	.....13	.....5	.....5		.....0	.....1
6. 2012.....	.....196	.....196	.....45	.....45	.....75	.....75	.....44	.....44	.....26	.....26	.....0	.....0	
7. 2013.....	.....732	.....732	.....181	.....181	.....69	.....69	.....107	.....107	.....36	.....36	.....0	.....0	.....5
8. 2014.....	.....5,532	.....5,532	.....494	.....494	.....611	.....611	.....265	.....265	.....149	.....149		.....0	.....16
9. 2015.....	.....6,823	.....6,823	.....2,445	.....2,445	.....263	.....263	.....758	.....758	.....158	.....158	.....(0)	.....0	.....36
10. 2016.....	.....12,278	.....12,278	.....4,617	.....4,617	.....314	.....314	.....1,285	.....1,285	.....294	.....294	.....(0)	.....0	.....82
11. 2017.....	.....9,509	.....9,509	.....12,502	.....12,502	.....264	.....264	.....1,822	.....1,822	.....760	.....760	.....0	.....0	.....373
12. Totals...	.....35,126	.....35,126	.....20,291	.....20,291	.....1,631	.....1,631	.....4,300	.....4,300	.....1,434	.....1,434	.....0	.....0	.....2,108

	Total Losses and Loss Expenses Incurred			Loss and Loss Expense Percentage (Incurred/Premiums Earned)			Nontabular Discount		34	Net Balance Sheet Reserves after Discount	
	26 Direct and Assumed	27  Ceded	28  Net	29 Direct and Assumed	30  Ceded	31  Net	32  Loss	33  Loss Expense	Inter- Company Pooling Participation Percentage	35  Losses Unpaid	36 Loss Expenses Unpaid
1. Prior..	.....XXX.....	.....XXX.....	.....XXX.....	.....XXX.....	.....XXX.....	.....XXX.....	.....	.....	.....XXX.....	.....(0).....	.....0.....
2. 2008.	.....15,689.....	.....15,689.....	.....0.....	.....78.5.....	.....78.5.....	.....0.0.....	.....	.....	.....	.....0.....	.....0.....
3. 2009.	.....13,539.....	.....13,539.....	.....0.....	.....76.1.....	.....76.1.....	.....0.0.....	.....	.....	.....	.....0.....	.....0.....
4. 2010.	.....18,256.....	.....18,256.....	.....0.....	.....108.5.....	.....108.5.....	.....0.0.....	.....	.....	.....	.....(0).....	.....0.....
5. 2011.	.....21,959.....	.....21,959.....	.....0.....	.....103.4.....	.....103.4.....	.....0.0.....	.....	.....	.....	.....0.....	.....0.....
6. 2012.	.....31,546.....	.....31,546.....	.....0.....	.....96.5.....	.....96.5.....	.....0.0.....	.....	.....	.....	.....0.....	.....0.....
7. 2013.	.....32,459.....	.....32,459.....	.....0.....	.....91.1.....	.....91.1.....	.....0.0.....	.....	.....	.....	.....0.....	.....0.....
8. 2014.	.....32,783.....	.....32,783.....	.....0.....	.....89.8.....	.....89.8.....	.....0.0.....	.....	.....	.....	.....0.....	.....0.....
9. 2015.	.....26,143.....	.....26,143.....	.....0.....	.....75.7.....	.....75.7.....	.....0.0.....	.....	.....	.....	.....0.....	.....0.....
10. 2016.	.....32,529.....	.....32,529.....	.....0.....	.....87.8.....	.....87.8.....	.....0.0.....	.....	.....	.....	.....0.....	.....0.....
11. 2017.	.....31,145.....	.....31,145.....	.....0.....	.....76.2.....	.....76.2.....	.....0.0.....	.....	.....	.....	.....0.....	.....0.....
12. Totals	.....XXX.....	.....XXX.....	.....XXX.....	.....XXX.....	.....XXX.....	.....XXX.....	.....0.....	.....0.....	.....XXX.....	.....0.....	.....0.....

**SCHEDULE P - PART 1D - WORKERS' COMPENSATION  
(EXCLUDING EXCESS WORKERS' COMPENSATION)**

(\$000 omitted)

Years in Which Premiums Were Earned and Losses Were Incurred	Premiums Earned			Loss and Loss Expense Payments								12 Number of Claims Reported- Direct and Assumed
	1  Direct and Assumed	2  Ceded	3  Net (Cols. 1 - 2)	Loss Payments		Defense and Cost Containment Payments		Adjusting and Other Payments		10  Salvage and Subrogation Received	11  Total Net Paid (Cols. 4 - 5 + 6 - 7 + 8 - 9)	
				4  Direct and Assumed	5  Ceded	6  Direct and Assumed	7  Ceded	8  Direct and Assumed	9  Ceded			
1. Prior.....	.....XXX.....	.....XXX.....	.....XXX.....	.....294	.....294	.....14	.....14	.....	.....	.....	.....0	.....XXX.....
2. 2008.....	.....	.....	.....0	.....	.....	.....	.....	.....	.....	.....	.....0	.....
3. 2009.....	.....	.....	.....0	.....	.....	.....	.....	.....	.....	.....	.....0	.....
4. 2010.....	.....	.....	.....0	.....	.....	.....	.....	.....	.....	.....	.....0	.....
5. 2011.....	.....	.....	.....0	.....	.....	.....	.....	.....	.....	.....	.....0	.....
6. 2012.....	.....	.....	.....0	.....	.....	.....	.....	.....	.....	.....	.....0	.....
7. 2013.....	.....	.....	.....0	.....	.....	.....	.....	.....	.....	.....	.....0	.....
8. 2014.....	.....	.....	.....0	.....	.....	.....	.....	.....	.....	.....	.....0	.....
9. 2015.....	.....	.....	.....0	.....	.....	.....	.....	.....	.....	.....	.....0	.....
10. 2016.....	.....	.....	.....0	.....	.....	.....	.....	.....	.....	.....	.....0	.....
11. 2017.....	.....	.....	.....0	.....	.....	.....	.....	.....	.....	.....	.....0	.....
12. Totals.....	.....XXX.....	.....XXX.....	.....XXX.....	.....294	.....294	.....14	.....14	.....0	.....0	.....0	.....0	.....XXX.....

	Losses Unpaid				Defense and Cost Containment Unpaid				Adjusting and Other Unpaid		23  Salvage and Subrogation Anticipated	24 Total Net Losses and Expenses Unpaid	25  Number of Claims Outstanding-Direct and Assumed
	Case Basis		Bulk + IBNR		Case Basis		Bulk + IBNR		21  Direct and Assumed	22  Ceded			
	13 Direct and Assumed	14  Ceded	15 Direct and Assumed	16  Ceded	17 Direct and Assumed	18  Ceded	19 Direct and Assumed	20  Ceded					
1. Prior.....	.....844	.....844	.....428	.....428	.....60	.....60	.....1	.....1				.....0	.....134
2. 2008.....												.....0	
3. 2009.....												.....0	
4. 2010.....												.....0	
5. 2011.....												.....0	
6. 2012.....												.....0	
7. 2013.....												.....0	
8. 2014.....												.....0	
9. 2015.....												.....0	
10. 2016.....												.....0	
11. 2017.....												.....0	
12. Totals...	.....844	.....844	.....428	.....428	.....60	.....60	.....1	.....1	.....0	.....0	.....0	.....0	.....134

	Total Losses and Loss Expenses Incurred			Loss and Loss Expense Percentage (Incurred/Premiums Earned)			Nontabular Discount		34  Inter- Company Pooling Participation Percentage	Net Balance Sheet Reserves after Discount	
	26 Direct and Assumed	27  Ceded	28  Net	29 Direct and Assumed	30  Ceded	31  Net	32  Loss	33  Loss Expense		35  Losses Unpaid	36 Loss Expenses Unpaid
1. Prior..	.....XXX.....	.....XXX.....	.....XXX.....	.....XXX.....	.....XXX.....	.....XXX.....			.....XXX.....	.....0	.....0
2. 2008.	.....0	.....0	.....0	.....0.0	.....0.0	.....0.0				.....0	.....0
3. 2009.	.....0	.....0	.....0	.....0.0	.....0.0	.....0.0				.....0	.....0
4. 2010.	.....0	.....0	.....0	.....0.0	.....0.0	.....0.0				.....0	.....0
5. 2011.	.....0	.....0	.....0	.....0.0	.....0.0	.....0.0				.....0	.....0
6. 2012.	.....0	.....0	.....0	.....0.0	.....0.0	.....0.0				.....0	.....0
7. 2013.	.....0	.....0	.....0	.....0.0	.....0.0	.....0.0				.....0	.....0
8. 2014.	.....0	.....0	.....0	.....0.0	.....0.0	.....0.0				.....0	.....0
9. 2015.	.....0	.....0	.....0	.....0.0	.....0.0	.....0.0				.....0	.....0
10. 2016.	.....0	.....0	.....0	.....0.0	.....0.0	.....0.0				.....0	.....0
11. 2017.	.....0	.....0	.....0	.....0.0	.....0.0	.....0.0				.....0	.....0
12. Totals	.....XXX.....	.....XXX.....	.....XXX.....	.....XXX.....	.....XXX.....	.....XXX.....	.....0	.....0	.....XXX.....	.....0	.....0

**SCHEDULE P - PART 1E - COMMERCIAL MULTIPLE PERIL**  
(\$000 omitted)

Years in Which Premiums Were Earned and Losses Were Incurred	Premiums Earned			Loss and Loss Expense Payments								12 Number of Claims Reported- Direct and Assumed
	1  Direct and Assumed	2  Ceded	3  Net (Cols. 1 - 2)	Loss Payments		Defense and Cost Containment Payments		Adjusting and Other Payments		10  Salvage and Subrogation Received	11  Total Net Paid (Cols. 4 - 5 + 6 - 7 + 8 - 9)	
				4 Direct and Assumed	5 Ceded	6 Direct and Assumed	7 Ceded	8 Direct and Assumed	9 Ceded			
1. Prior.....	.....XXX.....	.....XXX.....	.....XXX.....			.....19	.....19	.....2	.....2		.....0	.....XXX.....
2. 2008.....	.....7,743	.....7,743	.....0	.....2,020	.....2,020	.....101	.....101	.....219	.....219		.....0	.....132
3. 2009.....	.....6,514	.....6,514	.....0	.....1,816	.....1,816	.....166	.....166	.....341	.....341		.....0	.....112
4. 2010.....	.....7,074	.....7,074	.....0	.....6,528	.....6,528	.....620	.....620	.....723	.....723		.....0	.....214
5. 2011.....	.....8,815	.....8,815	.....0	.....2,686	.....2,686	.....1,299	.....1,299	.....877	.....877		.....0	.....228
6. 2012.....	.....9,971	.....9,971	.....0	.....3,926	.....3,926	.....1,389	.....1,389	.....1,269	.....1,269		.....0	.....264
7. 2013.....	.....11,361	.....11,361	.....0	.....4,667	.....4,667	.....786	.....786	.....711	.....711		.....0	.....198
8. 2014.....	.....12,880	.....12,880	.....0	.....13,924	.....13,924	.....2,158	.....2,158	.....1,113	.....1,113		.....0	.....278
9. 2015.....	.....14,808	.....14,808	.....0	.....5,855	.....5,855	.....639	.....639	.....724	.....724		.....0	.....232
10. 2016.....	.....16,069	.....16,069	.....0	.....5,639	.....5,639	.....127	.....127	.....652	.....652		.....0	.....207
11. 2017.....	.....16,405	.....16,405	.....0	.....18,098	.....18,098	.....75	.....75	.....404	.....404		.....0	.....192
12. Totals.....	.....XXX.....	.....XXX.....	.....XXX.....	.....65,158	.....65,158	.....7,378	.....7,378	.....7,037	.....7,037	.....0	.....0	.....XXX.....

	Losses Unpaid				Defense and Cost Containment Unpaid				Adjusting and Other Unpaid		23  Salvage and Subrogation Anticipated	24 Total Net Losses and Expenses Unpaid	25  Number of Claims Outstanding Direct and Assumed
	Case Basis		Bulk + IBNR		Case Basis		Bulk + IBNR		21  Direct and Assumed	22  Ceded			
	13 Direct and Assumed	14 Ceded	15 Direct and Assumed	16 Ceded	17 Direct and Assumed	18 Ceded	19 Direct and Assumed	20 Ceded					
1. Prior.....	.....253	.....253	.....13	.....13	.....30	.....30	.....16	.....16	.....2	.....2	.....	.....0	.....364
2. 2008.....	.....	.....	.....29	.....29	.....	.....	.....21	.....21	.....1	.....1	.....	.....0	.....
3. 2009.....	.....	.....	.....15	.....15	.....	.....	.....14	.....14	.....3	.....3	.....	.....0	.....
4. 2010.....	.....	.....	.....136	.....136	.....	.....	.....88	.....88	.....5	.....5	.....	.....0	.....
5. 2011.....	.....	.....	.....65	.....65	.....0	.....0	.....65	.....65	.....4	.....4	.....	.....0	.....
6. 2012.....	.....1,100	.....1,100	.....84	.....84	.....105	.....105	.....92	.....92	.....14	.....14	.....	.....0	.....2
7. 2013.....	.....85	.....85	.....153	.....153	.....52	.....52	.....127	.....127	.....16	.....16	.....0	.....0	.....
8. 2014.....	.....706	.....706	.....327	.....327	.....292	.....292	.....295	.....295	.....65	.....65	.....(0)	.....0	.....3
9. 2015.....	.....1,048	.....1,048	.....713	.....713	.....248	.....248	.....430	.....430	.....86	.....86	.....	.....0	.....11
10. 2016.....	.....1,780	.....1,780	.....1,469	.....1,469	.....170	.....170	.....823	.....823	.....135	.....135	.....0	.....0	.....20
11. 2017.....	.....16,096	.....16,096	.....4,083	.....4,083	.....154	.....154	.....1,774	.....1,774	.....728	.....728	.....(0)	.....(0)	.....83
12. Totals...	.....21,068	.....21,068	.....7,087	.....7,087	.....1,050	.....1,050	.....3,745	.....3,745	.....1,059	.....1,059	.....(0)	.....(0)	.....483

	Total Losses and Loss Expenses Incurred			Loss and Loss Expense Percentage (Incurred/Premiums Earned)			Nontabular Discount		34	Net Balance Sheet Reserves after Discount	
	26 Direct and Assumed	27  Ceded	28  Net	29 Direct and Assumed	30  Ceded	31  Net	32  Loss	33  Loss Expense	Inter- Company Pooling Participation Percentage	35	36
										Losses Unpaid	Loss Expenses Unpaid
1. Prior..	.....XXX.....	.....XXX.....	.....XXX.....	.....XXX.....	.....XXX.....	.....XXX.....	.....	.....	.....XXX.....	.....0	.....0
2. 2008.	.....2,390	.....2,390	.....0	.....30.9	.....30.9	.....0.0	.....	.....	.....	.....0	.....0
3. 2009.	.....2,356	.....2,356	.....0	.....36.2	.....36.2	.....0.0	.....	.....	.....	.....0	.....0
4. 2010.	.....8,099	.....8,099	.....0	.....114.5	.....114.5	.....0.0	.....	.....	.....	.....0	.....0
5. 2011.	.....4,997	.....4,997	.....0	.....56.7	.....56.7	.....0.0	.....	.....	.....	.....0	.....0
6. 2012.	.....7,979	.....7,979	.....0	.....80.0	.....80.0	.....0.0	.....	.....	.....	.....0	.....0
7. 2013.	.....6,597	.....6,597	.....0	.....58.1	.....58.1	.....0.0	.....	.....	.....	.....0	.....0
8. 2014.	.....18,880	.....18,880	.....0	.....146.6	.....146.6	.....0.0	.....	.....	.....	.....0	.....0
9. 2015.	.....9,743	.....9,743	.....0	.....65.8	.....65.8	.....0.0	.....	.....	.....	.....0	.....0
10. 2016.	.....10,795	.....10,795	.....0	.....67.2	.....67.2	.....0.0	.....	.....	.....	.....0	.....0
11. 2017.	.....41,412	.....41,412	.....(0)	.....252.4	.....252.4	.....0.0	.....	.....	.....	.....(0)	.....0
12. Totals	.....XXX.....	.....XXX.....	.....XXX.....	.....XXX.....	.....XXX.....	.....XXX.....	.....0	.....0	.....XXX.....	.....(0)	.....0



**SCHEDULE P - PART 1F - SECTION 1 - MEDICAL PROFESSIONAL LIABILITY - OCCURRENCE**  
(\$000 omitted)

Years in Which Premiums Were Earned and Losses Were Incurred	Premiums Earned			Loss and Loss Expense Payments								12 Number of Claims Reported- Direct and Assumed
	1  Direct and Assumed	2  Ceded	3  Net (Cols. 1 - 2)	Loss Payments		Defense and Cost Containment Payments		Adjusting and Other Payments		10  Salvage and Subrogation Received	11  Total Net Paid (Cols. 4 - 5 + 6 - 7 + 8 - 9)	
				4 Direct and Assumed	5 Ceded	6 Direct and Assumed	7 Ceded	8 Direct and Assumed	9 Ceded			
1. Prior.....	.....XXX.....	.....XXX.....	.....XXX.....								.....0	.....XXX.....
2. 2008.....			.....0								.....0	
3. 2009.....			.....0								.....0	
4. 2010.....			.....0								.....0	
5. 2011.....			.....0								.....0	
6. 2012.....			.....0								.....0	
7. 2013.....			.....0								.....0	
8. 2014.....			.....0								.....0	
9. 2015.....			.....0								.....0	
10. 2016.....			.....0								.....0	
11. 2017.....			.....0								.....0	
12. Totals.....	.....XXX.....	.....XXX.....	.....XXX.....	.....0	.....0	.....0	.....0	.....0	.....0	.....0	.....0	.....XXX.....

	Losses Unpaid				Defense and Cost Containment Unpaid				Adjusting and Other Unpaid		23  Salvage and Subrogation Anticipated	24 Total Net Losses and Expenses Unpaid	25  Number of Claims Outstanding Direct and Assumed
	Case Basis		Bulk + IBNR		Case Basis		Bulk + IBNR		21  Direct and Assumed	22  Ceded			
	13 Direct and Assumed	14 Ceded	15 Direct and Assumed	16 Ceded	17 Direct and Assumed	18 Ceded	19 Direct and Assumed	20 Ceded					
1. Prior.....	.....	.....	.....	.....	.....	.....	.....	.....	.....	.....	.....	.....0	.....
2. 2008.....	.....	.....	.....	.....	.....	.....	.....	.....	.....	.....	.....	.....0	.....
3. 2009.....	.....	.....	.....	.....	.....	.....	.....	.....	.....	.....	.....	.....0	.....
4. 2010.....	.....	.....	.....	.....	.....	.....	.....	.....	.....	.....	.....	.....0	.....
5. 2011.....	.....	.....	.....	.....	.....	.....	.....	.....	.....	.....	.....	.....0	.....
6. 2012.....	.....	.....	.....	.....	.....	.....	.....	.....	.....	.....	.....	.....0	.....
7. 2013.....	.....	.....	.....	.....	.....	.....	.....	.....	.....	.....	.....	.....0	.....
8. 2014.....	.....	.....	.....	.....	.....	.....	.....	.....	.....	.....	.....	.....0	.....
9. 2015.....	.....	.....	.....	.....	.....	.....	.....	.....	.....	.....	.....	.....0	.....
10. 2016.....	.....	.....	.....	.....	.....	.....	.....	.....	.....	.....	.....	.....0	.....
11. 2017.....	.....	.....	.....	.....	.....	.....	.....	.....	.....	.....	.....	.....0	.....
12. Totals...	.....0	.....0	.....0	.....0	.....0	.....0	.....0	.....0	.....0	.....0	.....0	.....0	.....0

NONE

	Total Losses and Loss Expenses Incurred			Loss and Loss Expense Percentage (Incurred/Premiums Earned)			Nontabular Discount		34	Net Balance Sheet Reserves after Discount	
	26 Direct and Assumed	27  Ceded	28  Net	29 Direct and Assumed	30  Ceded	31  Net	32  Loss	33  Loss Expense	Inter- Company Pooling Participation Percentage	35	36
										Losses Unpaid	Loss Expenses Unpaid
1. Prior..	.....XXX.....	.....XXX.....	.....XXX.....	.....XXX.....	.....XXX.....	.....XXX.....			.....XXX.....	.....0	.....0
2. 2008.	.....0	.....0	.....0	.....0.0	.....0.0	.....0.0				.....0	.....0
3. 2009.	.....0	.....0	.....0	.....0.0	.....0.0	.....0.0				.....0	.....0
4. 2010.	.....0	.....0	.....0	.....0.0	.....0.0	.....0.0				.....0	.....0
5. 2011.	.....0	.....0	.....0	.....0.0	.....0.0	.....0.0				.....0	.....0
6. 2012.	.....0	.....0	.....0	.....0.0	.....0.0	.....0.0				.....0	.....0
7. 2013.	.....0	.....0	.....0	.....0.0	.....0.0	.....0.0				.....0	.....0
8. 2014.	.....0	.....0	.....0	.....0.0	.....0.0	.....0.0				.....0	.....0
9. 2015.	.....0	.....0	.....0	.....0.0	.....0.0	.....0.0				.....0	.....0
10. 2016.	.....0	.....0	.....0	.....0.0	.....0.0	.....0.0				.....0	.....0
11. 2017.	.....0	.....0	.....0	.....0.0	.....0.0	.....0.0				.....0	.....0
12. Totals	.....XXX.....	.....XXX.....	.....XXX.....	.....XXX.....	.....XXX.....	.....XXX.....	.....0	.....0	.....XXX.....	.....0	.....0

**SCHEDULE P - PART 1F - SECTION 2 - MEDICAL PROFESSIONAL LIABILITY - CLAIMS-MADE**  
(\$000 omitted)

Years in Which Premiums Were Earned and Losses Were Incurred	Premiums Earned			Loss and Loss Expense Payments								12 Number of Claims Reported- Direct and Assumed
	1	2	3	Loss Payments		Defense and Cost Containment Payments		Adjusting and Other Payments		10	11	
	Direct and Assumed	Ceded	Net (Cols. 1 - 2)	4 Direct and Assumed	5 Ceded	6 Direct and Assumed	7 Ceded	8 Direct and Assumed	9 Ceded	Salvage and Subrogation Received	Total Net Paid (Cols. 4 - 5 + 6 - 7 + 8 - 9)	
1. Prior.....	.....XXX.....	.....XXX.....	.....XXX.....								.....0	.....XXX.....
2. 2008.....			.....0								.....0	
3. 2009.....			.....0								.....0	
4. 2010.....	.....15.....	.....15.....	.....0								.....0	
5. 2011.....	.....391.....	.....391.....	.....0			.....58.....	.....58.....				.....0	.....3
6. 2012.....	.....112.....	.....112.....	.....0	.....250.....	.....250.....	.....164.....	.....164.....	.....(1).....	.....(1).....		.....0	
7. 2013.....			.....0					.....14.....	.....14.....		.....0	
8. 2014.....	.....(13).....	.....(13).....	.....0								.....0	
9. 2015.....	.....(1).....	.....(1).....	.....0								.....0	
10. 2016.....			.....0								.....0	
11. 2017.....			.....0					.....0.....	.....0.....		.....0	
12. Totals.....	.....XXX.....	.....XXX.....	.....XXX.....	.....250.....	.....250.....	.....222.....	.....222.....	.....13.....	.....13.....	.....0.....	.....0.....	.....XXX.....

	Losses Unpaid				Defense and Cost Containment Unpaid				Adjusting and Other Unpaid		23  Salvage and Subrogation Anticipated	24 Total Net Losses and Expenses Unpaid	25  Number of Claims Outstanding Direct and Assumed
	Case Basis		Bulk + IBNR		Case Basis		Bulk + IBNR		21	22			
	13 Direct and Assumed	14  Ceded	15 Direct and Assumed	16  Ceded	17 Direct and Assumed	18  Ceded	19 Direct and Assumed	20  Ceded					
1. Prior.....												.....0	
2. 2008.....												.....0	
3. 2009.....												.....0	
4. 2010.....												.....0	
5. 2011.....							.....0	.....0	.....0	.....0		.....0	
6. 2012.....			.....1	.....1			.....2	.....2	.....0	.....0		.....0	
7. 2013.....			.....(0)	.....(0)			.....(0)	.....(0)	.....(0)	.....(0)		.....0	
8. 2014.....			.....(0)	.....(0)			.....(0)	.....(0)	.....(0)	.....(0)		.....0	
9. 2015.....			.....(0)	.....(0)			.....(0)	.....(0)	.....(0)	.....(0)		.....0	
10. 2016.....												.....0	
11. 2017.....												.....0	
12. Totals...	.....0	.....0	.....1	.....1	.....0	.....0	.....1	.....1	.....0	.....0	.....0	.....0	.....0

	Total Losses and Loss Expenses Incurred			Loss and Loss Expense Percentage (Incurred/Premiums Earned)			Nontabular Discount		34	Net Balance Sheet Reserves after Discount	
	26 Direct and Assumed	27  Ceded	28  Net	29 Direct and Assumed	30  Ceded	31  Net	32  Loss	33  Loss Expense	Inter- Company Pooling Participation Percentage	35	36
										Losses Unpaid	Loss Expenses Unpaid
1. Prior..	.....XXX.....	.....XXX.....	.....XXX.....	.....XXX.....	.....XXX.....	.....XXX.....	.....	.....	.....XXX.....	.....0	.....0
2. 2008.	.....0	.....0	.....0	.....0.0	.....0.0	.....0.0	.....	.....	.....	.....0	.....0
3. 2009.	.....0	.....0	.....0	.....0.0	.....0.0	.....0.0	.....	.....	.....	.....0	.....0
4. 2010.	.....0	.....0	.....0	.....0.0	.....0.0	.....0.0	.....	.....	.....	.....0	.....0
5. 2011.	.....58	.....58	.....0	.....14.9	.....14.9	.....0.0	.....	.....	.....	.....0	.....0
6. 2012.	.....416	.....416	.....0	.....371.4	.....371.4	.....0.0	.....	.....	.....	.....0	.....0
7. 2013.	.....14	.....14	.....0	.....0.0	.....0.0	.....0.0	.....	.....	.....	.....0	.....0
8. 2014.	.....(1)	.....(1)	.....0	.....7.3	.....7.3	.....0.0	.....	.....	.....	.....0	.....0
9. 2015.	.....(0)	.....(0)	.....0	.....16.3	.....16.3	.....0.0	.....	.....	.....	.....0	.....0
10. 2016.	.....0	.....0	.....0	.....0.0	.....0.0	.....0.0	.....	.....	.....	.....0	.....0
11. 2017.	.....0	.....0	.....0	.....0.0	.....0.0	.....0.0	.....	.....	.....	.....0	.....0
12. Totals	.....XXX.....	.....XXX.....	.....XXX.....	.....XXX.....	.....XXX.....	.....XXX.....	.....0	.....0	.....XXX.....	.....0	.....0

**SCHEDULE P - PART 1G - SPECIAL LIABILITY**  
**(OCEAN MARINE, AIRCRAFT (ALL PERILS), BOILER AND MACHINERY)**  
(\$000 omitted)

Years in Which Premiums Were Earned and Losses Were Incurred	Premiums Earned			Loss and Loss Expense Payments								12 Number of Claims Reported- Direct and Assumed
	1  Direct and Assumed	2  Ceded	3  Net (Cols. 1 - 2)	Loss Payments		Defense and Cost Containment Payments		Adjusting and Other Payments		10  Salvage and Subrogation Received	11  Total Net Paid (Cols. 4 - 5 + 6 - 7 + 8 - 9)	
				4  Direct and Assumed	5  Ceded	6  Direct and Assumed	7  Ceded	8  Direct and Assumed	9  Ceded			
1. Prior.....	.....XXX.....	.....XXX.....	.....XXX.....								.....0	.....XXX.....
2. 2008.....	.....116.....	.....116.....	.....0	.....12.....	.....12.....			.....3.....	.....3.....		.....0	.....XXX.....
3. 2009.....	.....110.....	.....110.....	.....0	.....43.....	.....43.....			.....3.....	.....3.....		.....0	.....XXX.....
4. 2010.....	.....139.....	.....139.....	.....0	.....111.....	.....111.....			.....7.....	.....7.....		.....0	.....XXX.....
5. 2011.....	.....216.....	.....216.....	.....0	.....27.....	.....27.....			.....4.....	.....4.....		.....0	.....XXX.....
6. 2012.....	.....250.....	.....250.....	.....0	.....209.....	.....209.....			.....4.....	.....4.....		.....0	.....XXX.....
7. 2013.....	.....251.....	.....251.....	.....0	.....76.....	.....76.....			.....15.....	.....15.....		.....0	.....XXX.....
8. 2014.....	.....339.....	.....339.....	.....0	.....305.....	.....305.....			.....4.....	.....4.....		.....0	.....XXX.....
9. 2015.....	.....365.....	.....365.....	.....0	.....4.....	.....4.....			.....3.....	.....3.....		.....0	.....XXX.....
10. 2016.....	.....394.....	.....394.....	.....0					.....0.....	.....0.....		.....0	.....XXX.....
11. 2017.....	.....454.....	.....454.....	.....0	.....30.....	.....30.....			.....1.....	.....1.....		.....0	.....XXX.....
12. Totals.....	.....XXX.....	.....XXX.....	.....XXX.....	.....816.....	.....816.....	.....0.....	.....0.....	.....45.....	.....45.....	.....0.....	.....0.....	.....XXX.....

	Losses Unpaid				Defense and Cost Containment Unpaid				Adjusting and Other Unpaid		23  Salvage and Subrogation Anticipated	24 Total Net Losses and Expenses Unpaid	25  Number of Claims Outstanding-Direct and Assumed
	Case Basis		Bulk + IBNR		Case Basis		Bulk + IBNR		21  Direct and Assumed	22  Ceded			
	13 Direct and Assumed	14  Ceded	15 Direct and Assumed	16  Ceded	17 Direct and Assumed	18  Ceded	19 Direct and Assumed	20  Ceded					
1. Prior.....	.....	.....	.....	.....	.....	.....	.....	.....	.....	.....	.....	.....0	.....1
2. 2008.....	.....	.....	.....	.....	.....	.....	.....	.....	.....(0)	.....(0)	.....	.....0	.....
3. 2009.....	.....	.....	.....	.....	.....	.....	.....	.....	.....	.....	.....	.....0	.....
4. 2010.....	.....	.....	.....	.....	.....	.....	.....	.....	.....	.....	.....	.....0	.....
5. 2011.....	.....	.....	.....	.....	.....	.....	.....	.....	.....	.....	.....	.....0	.....
6. 2012.....	.....	.....	.....	.....	.....	.....	.....	.....	.....	.....	.....	.....0	.....
7. 2013.....	.....	.....	.....	.....	.....	.....	.....	.....	.....	.....	.....	.....0	.....
8. 2014.....	.....	.....	.....	.....	.....	.....	.....1	.....1	.....	.....	.....	.....0	.....
9. 2015.....	.....	.....	.....0	.....0	.....	.....	.....0	.....0	.....	.....	.....	.....0	.....
10. 2016.....	.....	.....	.....1	.....1	.....	.....	.....0	.....0	.....	.....	.....	.....0	.....
11. 2017.....	.....	.....	.....15	.....15	.....	.....	.....0	.....0	.....1	.....1	.....	.....0	.....
12. Totals...	.....0	.....0	.....16	.....16	.....0	.....0	.....1	.....1	.....1	.....1	.....0	.....0	.....1

	Total Losses and Loss Expenses Incurred			Loss and Loss Expense Percentage (Incurred/Premiums Earned)			Nontabular Discount		34  Inter-Company Pooling Participation Percentage	Net Balance Sheet Reserves after Discount	
	26 Direct and Assumed	27  Ceded	28  Net	29 Direct and Assumed	30  Ceded	31  Net	32  Loss	33  Loss Expense		35  Losses Unpaid	36 Loss Expenses Unpaid
1. Prior..	.....XXX.....	.....XXX.....	.....XXX.....	.....XXX.....	.....XXX.....	.....XXX.....			.....XXX.....	.....0.....	.....0.....
2. 2008..	.....15.....	.....15.....	.....0.....	.....12.9.....	.....12.9.....	.....0.0.....				.....0.....	.....0.....
3. 2009..	.....46.....	.....46.....	.....0.....	.....41.8.....	.....41.8.....	.....0.0.....				.....0.....	.....0.....
4. 2010..	.....118.....	.....118.....	.....0.....	.....84.9.....	.....84.9.....	.....0.0.....				.....0.....	.....0.....
5. 2011..	.....31.....	.....31.....	.....0.....	.....14.4.....	.....14.4.....	.....0.0.....				.....0.....	.....0.....
6. 2012..	.....213.....	.....213.....	.....0.....	.....85.2.....	.....85.2.....	.....0.0.....				.....0.....	.....0.....
7. 2013..	.....91.....	.....91.....	.....0.....	.....36.1.....	.....36.1.....	.....0.0.....				.....0.....	.....0.....
8. 2014..	.....310.....	.....310.....	.....0.....	.....91.4.....	.....91.4.....	.....0.0.....				.....0.....	.....0.....
9. 2015..	.....7.....	.....7.....	.....0.....	.....1.9.....	.....1.9.....	.....0.0.....				.....0.....	.....0.....
10. 2016..	.....2.....	.....2.....	.....0.....	.....0.5.....	.....0.5.....	.....0.0.....				.....0.....	.....0.....
11. 2017..	.....47.....	.....47.....	.....0.....	.....10.3.....	.....10.3.....	.....0.0.....				.....0.....	.....0.....
12. Totals	.....XXX.....	.....XXX.....	.....XXX.....	.....XXX.....	.....XXX.....	.....XXX.....	.....0.....	.....0.....	.....XXX.....	.....0.....	.....0.....

**SCHEDULE P - PART 1H - SECTION 1 - OTHER LIABILITY - OCCURRENCE**  
(\$000 omitted)

Years in Which Premiums Were Earned and Losses Were Incurred	Premiums Earned			Loss and Loss Expense Payments								12 Number of Claims Reported- Direct and Assumed
	1  Direct and Assumed	2  Ceded	3  Net (Cols. 1 - 2)	Loss Payments		Defense and Cost Containment Payments		Adjusting and Other Payments		10  Salvage and Subrogation Received	11  Total Net Paid (Cols. 4 - 5 + 6 - 7 + 8 - 9)	
				4 Direct and Assumed	5 Ceded	6 Direct and Assumed	7 Ceded	8 Direct and Assumed	9 Ceded			
1. Prior.....	.....XXX.....	.....XXX.....	.....XXX.....	.....339	.....339	.....247	.....247	.....8	.....8		.....0	.....XXX.....
2. 2008.....	.....33,772	.....33,772	.....0	.....8,863	.....8,863	.....2,017	.....2,017	.....1,103	.....1,103		.....0	.....258
3. 2009.....	.....29,383	.....29,383	.....0	.....15,738	.....15,738	.....2,297	.....2,297	.....1,513	.....1,513		.....0	.....220
4. 2010.....	.....24,847	.....24,847	.....0	.....4,880	.....4,880	.....2,159	.....2,159	.....1,046	.....1,046		.....0	.....175
5. 2011.....	.....23,179	.....23,179	.....0	.....8,344	.....8,344	.....3,117	.....3,117	.....1,631	.....1,631		.....0	.....193
6. 2012.....	.....37,816	.....37,816	.....0	.....13,151	.....13,151	.....2,218	.....2,218	.....1,510	.....1,510		.....0	.....224
7. 2013.....	.....44,735	.....44,735	.....0	.....20,475	.....20,475	.....2,279	.....2,279	.....1,359	.....1,359		.....0	.....264
8. 2014.....	.....47,389	.....47,389	.....0	.....10,644	.....10,644	.....1,675	.....1,675	.....1,594	.....1,594		.....0	.....352
9. 2015.....	.....54,469	.....54,469	.....0	.....8,354	.....8,354	.....1,823	.....1,823	.....1,241	.....1,241		.....0	.....307
10. 2016.....	.....69,060	.....69,060	.....0	.....1,238	.....1,238	.....264	.....264	.....523	.....523		.....0	.....194
11. 2017.....	.....60,603	.....60,603	.....0	.....218	.....218	.....27	.....27	.....265	.....265		.....0	.....124
12. Totals.....	.....XXX.....	.....XXX.....	.....XXX.....	.....92,244	.....92,244	.....18,124	.....18,124	.....11,794	.....11,794	.....0	.....0	.....XXX.....

	Losses Unpaid				Defense and Cost Containment Unpaid				Adjusting and Other Unpaid		23  Salvage and Subrogation Anticipated	24 Total Net Losses and Expenses Unpaid	25  Number of Claims Outstanding- Direct and Assumed
	Case Basis		Bulk + IBNR		Case Basis		Bulk + IBNR		21  Direct and Assumed	22  Ceded			
	13 Direct and Assumed	14 Ceded	15 Direct and Assumed	16 Ceded	17 Direct and Assumed	18 Ceded	19 Direct and Assumed	20 Ceded					
1. Prior.....	.....1,084	.....1,084	.....362	.....362	.....129	.....129	.....240	.....240	.....10	.....10	.....0	.....0	.....1,780
2. 2008.....	.....10	.....10	.....98	.....98	.....63	.....63	.....65	.....65	.....11	.....11		.....0	.....1
3. 2009.....			.....118	.....118			.....87	.....87	.....4	.....4		.....0	
4. 2010.....	.....0	.....0	.....685	.....685	.....10	.....10	.....345	.....345	.....43	.....43	(0)	.....0	
5. 2011.....	.....200	.....200	.....268	.....268	.....91	.....91	.....103	.....103	.....23	.....23		.....0	.....2
6. 2012.....	.....5,702	.....5,702	.....1,684	.....1,684	.....559	.....559	.....316	.....316	.....95	.....95		.....0	.....5
7. 2013.....	.....10,081	.....10,081	.....3,293	.....3,293	.....535	.....535	.....581	.....581	.....173	.....173		.....0	.....12
8. 2014.....	.....12,605	.....12,605	.....7,173	.....7,173	.....459	.....459	.....1,030	.....1,030	.....669	.....669		.....0	.....52
9. 2015.....	.....26,945	.....26,945	.....9,620	.....9,620	.....1,051	.....1,051	.....1,875	.....1,875	.....969	.....969	.....0	.....0	.....110
10. 2016.....	.....20,255	.....20,255	.....25,710	.....25,710	.....969	.....969	.....4,163	.....4,163	.....1,315	.....1,315	.....0	.....0	.....97
11. 2017.....	.....4,442	.....4,442	.....37,457	.....37,457	.....240	.....240	.....4,006	.....4,006	.....918	.....918		.....0	.....70
12. Totals...	.....81,323	.....81,323	.....86,467	.....86,467	.....4,105	.....4,105	.....12,811	.....12,811	.....4,229	.....4,229	.....0	.....0	.....2,129

	Total Losses and Loss Expenses Incurred			Loss and Loss Expense Percentage (Incurred/Premiums Earned)			Nontabular Discount		34	Net Balance Sheet Reserves after Discount	
	26 Direct and Assumed	27  Ceded	28  Net	29 Direct and Assumed	30  Ceded	31  Net	32  Loss	33  Loss Expense	Inter- Company Pooling Participation Percentage	35	36
										Losses Unpaid	Loss Expenses Unpaid
1. Prior..	.....XXX.....	.....XXX.....	.....XXX.....	.....XXX.....	.....XXX.....	.....XXX.....	.....	.....	.....XXX.....	.....0	.....0
2. 2008.	.....12,230	.....12,230	.....0	.....36.2	.....36.2	.....0.0	.....	.....	.....	.....0	.....0
3. 2009.	.....19,758	.....19,758	.....0	.....67.2	.....67.2	.....0.0	.....	.....	.....	.....0	.....0
4. 2010.	.....9,168	.....9,168	.....0	.....36.9	.....36.9	.....0.0	.....	.....	.....	.....0	.....0
5. 2011.	.....13,777	.....13,777	.....0	.....59.4	.....59.4	.....0.0	.....	.....	.....	.....0	.....0
6. 2012.	.....25,235	.....25,235	.....0	.....66.7	.....66.7	.....0.0	.....	.....	.....	.....0	.....0
7. 2013.	.....38,774	.....38,774	.....0	.....86.7	.....86.7	.....0.0	.....	.....	.....	.....0	.....0
8. 2014.	.....35,849	.....35,849	.....0	.....75.6	.....75.6	.....0.0	.....	.....	.....	.....0	.....0
9. 2015.	.....51,877	.....51,877	.....0	.....95.2	.....95.2	.....0.0	.....	.....	.....	.....0	.....0
10. 2016.	.....54,437	.....54,437	.....0	.....78.8	.....78.8	.....0.0	.....	.....	.....	.....0	.....0
11. 2017.	.....47,573	.....47,573	.....0	.....78.5	.....78.5	.....0.0	.....	.....	.....	.....0	.....0
12. Totals	.....XXX.....	.....XXX.....	.....XXX.....	.....XXX.....	.....XXX.....	.....XXX.....	.....0	.....0	.....XXX.....	.....0	.....0

**SCHEDULE P - PART 1H - SECTION 2 - OTHER LIABILITY - CLAIMS-MADE**  
(\$000 omitted)

Years in Which Premiums Were Earned and Losses Were Incurred	Premiums Earned			Loss and Loss Expense Payments								12 Number of Claims Reported- Direct and Assumed
	1  Direct and Assumed	2  Ceded	3  Net (Cols. 1 - 2)	Loss Payments		Defense and Cost Containment Payments		Adjusting and Other Payments		10  Salvage and Subrogation Received	11  Total Net Paid (Cols. 4 - 5 + 6 - 7 + 8 - 9)	
				4 Direct and Assumed	5 Ceded	6 Direct and Assumed	7 Ceded	8 Direct and Assumed	9 Ceded			
1. Prior.....	.....XXX.....	.....XXX.....	.....XXX.....			.....5	.....5	.....0	.....0		.....0	.....XXX.....
2. 2008.....	.....16,749	.....16,749	.....0	.....3,561	.....3,561	.....1,605	.....1,605	.....284	.....284		.....0	.....64
3. 2009.....	.....51,366	.....51,366	.....0	.....6,857	.....6,857	.....4,518	.....4,518	.....792	.....792		.....0	.....176
4. 2010.....	.....77,393	.....77,393	.....0	.....14,889	.....14,889	.....17,247	.....17,247	.....4,564	.....4,564		.....0	.....282
5. 2011.....	.....89,985	.....89,985	.....0	.....15,728	.....15,728	.....13,563	.....13,563	.....1,881	.....1,881		.....0	.....337
6. 2012.....	.....82,963	.....82,963	.....0	.....19,942	.....19,942	.....14,953	.....14,953	.....2,861	.....2,861		.....0	.....510
7. 2013.....	.....91,179	.....91,179	.....0	.....20,882	.....20,882	.....20,580	.....20,580	.....2,740	.....2,740		.....0	.....388
8. 2014.....	.....100,299	.....100,299	.....0	.....40,374	.....40,374	.....18,745	.....18,745	.....2,393	.....2,393		.....0	.....346
9. 2015.....	.....108,988	.....108,988	.....0	.....13,297	.....13,297	.....13,147	.....13,147	.....1,710	.....1,710		.....0	.....297
10. 2016.....	.....115,523	.....115,523	.....0	.....8,479	.....8,479	.....10,192	.....10,192	.....1,936	.....1,936		.....0	.....244
11. 2017.....	.....116,744	.....116,744	.....0	.....2,463	.....2,463	.....1,991	.....1,991	.....1,235	.....1,235		.....0	.....149
12. Totals.....	.....XXX.....	.....XXX.....	.....XXX.....	.....146,471	.....146,471	.....116,547	.....116,547	.....20,393	.....20,393	.....0	.....0	.....XXX.....

	Losses Unpaid				Defense and Cost Containment Unpaid				Adjusting and Other Unpaid		23  Salvage and Subrogation Anticipated	24 Total Net Losses and Expenses Unpaid	25  Number of Claims Outstanding Direct and Assumed
	Case Basis		Bulk + IBNR		Case Basis		Bulk + IBNR		21	22			
	13 Direct and Assumed	14 Ceded	15 Direct and Assumed	16 Ceded	17 Direct and Assumed	18 Ceded	19 Direct and Assumed	20 Ceded					
1. Prior.....	.....100	.....100	.....4	.....4	.....24	.....24	.....7	.....7		.....0		.....0	.....599
2. 2008.....			.....5	.....5			.....39	.....39	.....10	.....10		.....0	
3. 2009.....	.....25	.....25	.....28	.....28	.....0	.....0	.....22	.....22	.....19	.....19		.....0	
4. 2010.....			.....6,942	.....6,942	.....99	.....99	.....877	.....877	.....180	.....180	.....(0)	.....0	
5. 2011.....	.....150	.....150	.....101	.....101	.....1,159	.....1,159	.....81	.....81	.....365	.....365	.....(0)	.....0	
6. 2012.....	.....62	.....62	.....6,268	.....6,268	.....9,512	.....9,512	.....1,499	.....1,499	.....298	.....298	.....0	.....0	.....1
7. 2013.....	.....123	.....123	.....4,500	.....4,500	.....1,361	.....1,361	.....1,774	.....1,774	.....466	.....466	.....(0)	.....0	.....5
8. 2014.....	.....1,509	.....1,509	.....3,645	.....3,645	.....2,460	.....2,460	.....3,722	.....3,722	.....964	.....964	.....0	.....0	.....11
9. 2015.....	.....4,785	.....4,785	.....8,067	.....8,067	.....2,454	.....2,454	.....5,611	.....5,611	.....1,230	.....1,230	.....(0)	.....0	.....12
10. 2016.....	.....4,254	.....4,254	.....12,174	.....12,174	.....5,844	.....5,844	.....10,679	.....10,679	.....2,191	.....2,191	.....0	.....0	.....57
11. 2017.....	.....4,193	.....4,193	.....24,206	.....24,206	.....10,339	.....10,339	.....16,477	.....16,477	.....3,345	.....3,345	.....(0)	.....0	.....94
12. Totals...	.....15,201	.....15,201	.....65,940	.....65,940	.....33,251	.....33,251	.....40,788	.....40,788	.....9,068	.....9,068	.....(0)	.....0	.....779

	Total Losses and Loss Expenses Incurred			Loss and Loss Expense Percentage (Incurred/Premiums Earned)			Nontabular Discount		34	Net Balance Sheet Reserves after Discount	
	26 Direct and Assumed	27  Ceded	28  Net	29 Direct and Assumed	30  Ceded	31  Net	32  Loss	33  Loss Expense	Inter- Company Pooling Participation Percentage	35	36
										Losses Unpaid	Loss Expenses Unpaid
1. Prior..	.....XXX.....	.....XXX.....	.....XXX.....	.....XXX.....	.....XXX.....	.....XXX.....	.....	.....	.....XXX.....	.....0	.....(0)
2. 2008.	.....5,504	.....5,504	.....0	.....32.9	.....32.9	.....0.0	.....	.....	.....	.....0	.....0
3. 2009.	.....12,261	.....12,261	.....0	.....23.9	.....23.9	.....0.0	.....	.....	.....	.....0	.....0
4. 2010.	.....44,798	.....44,798	.....0	.....57.9	.....57.9	.....0.0	.....	.....	.....	.....0	.....0
5. 2011.	.....33,027	.....33,027	.....0	.....36.7	.....36.7	.....0.0	.....	.....	.....	.....0	.....0
6. 2012.	.....55,394	.....55,394	.....0	.....66.8	.....66.8	.....0.0	.....	.....	.....	.....0	.....0
7. 2013.	.....52,426	.....52,426	.....0	.....57.5	.....57.5	.....0.0	.....	.....	.....	.....0	.....0
8. 2014.	.....73,813	.....73,813	.....0	.....73.6	.....73.6	.....0.0	.....	.....	.....	.....0	.....0
9. 2015.	.....50,300	.....50,300	.....0	.....46.2	.....46.2	.....0.0	.....	.....	.....	.....0	.....0
10. 2016.	.....55,749	.....55,749	.....0	.....48.3	.....48.3	.....0.0	.....	.....	.....	.....0	.....0
11. 2017.	.....64,250	.....64,250	.....0	.....55.0	.....55.0	.....0.0	.....	.....	.....	.....0	.....0
12. Totals	.....XXX.....	.....XXX.....	.....XXX.....	.....XXX.....	.....XXX.....	.....XXX.....	.....0	.....0	.....XXX.....	.....0	.....(0)

SCHEDULE P - PART 1I - SPECIAL PROPERTY (FIRE, ALLIED LINES, INLAND MARINE,  
EARTHQUAKE, BURGLARY AND THEFT)  
(\$000 omitted)

Years in Which Premiums Were Earned and Losses Were Incurred	Premiums Earned			Loss and Loss Expense Payments								12 Number of Claims Reported- Direct and Assumed
	1  Direct and Assumed	2  Ceded	3  Net (Cols. 1 - 2)	Loss Payments		Defense and Cost Containment Payments		Adjusting and Other Payments		10  Salvage and Subrogation Received	11  Total Net Paid (Cols. 4 - 5 + 6 - 7 + 8 - 9)	
				4  Direct and Assumed	5  Ceded	6  Direct and Assumed	7  Ceded	8  Direct and Assumed	9  Ceded			
1. Prior.....	.....XXX.....	.....XXX.....	.....XXX.....	.....29	.....29	.....11	.....11	.....7	.....7		.....0	.....XXX.....
2. 2016.....	.....9,686	.....9,686	.....0	.....3,609	.....3,609	.....32	.....32	.....323	.....323	.....0	.....0	.....XXX.....
3. 2017.....	.....10,447	.....10,447	.....0	.....2,939	.....2,939	.....22	.....22	.....194	.....194		.....0	.....XXX.....
4. Totals.....	.....XXX.....	.....XXX.....	.....XXX.....	.....6,577	.....6,577	.....65	.....65	.....524	.....524	.....0	.....0	.....XXX.....

	Losses Unpaid				Defense and Cost Containment Unpaid				Adjusting and Other Unpaid		23  Salvage and Subrogation Anticipated	24 Total Net Losses and Expenses Unpaid	25 Number of Claims Outstanding- Direct and Assumed
	Case Basis		Bulk + IBNR		Case Basis		Bulk + IBNR		21	22			
	13 Direct and Assumed	14 Ceded	15 Direct and Assumed	16 Ceded	17 Direct and Assumed	18 Ceded	19 Direct and Assumed	20 Ceded	Direct and Assumed	Ceded			
1. Prior.....	.....113	.....113	.....17	.....17	.....9	.....9	.....17	.....17	.....9	.....9	.....0	.....0	.....161
2. 2016.....	.....91	.....91	.....31	.....31	.....1	.....1	.....19	.....19	.....12	.....12		.....(0)	.....3
3. 2017.....	.....1,134	.....1,134	.....326	.....326	.....9	.....9	.....62	.....62	.....95	.....95	.....(0)	.....0	.....59
4. Totals...	.....1,337	.....1,337	.....374	.....374	.....18	.....18	.....98	.....98	.....116	.....116	.....(0)	.....(0)	.....223

	Total Losses and Loss Expenses Incurred			Loss and Loss Expense Percentage (Incurred/Premiums Earned)			Nontabular Discount		34  Inter-Company Pooling Participation Percentage	Net Balance Sheet Reserves after Discount	
	26 Direct and Assumed	27 Ceded	28 Net	29 Direct and Assumed	30 Ceded	31 Net	32 Loss	33 Loss Expense		35 Losses Unpaid	36 Loss Expenses Unpaid
1. Prior..	.....XXX.....	.....XXX.....	.....XXX.....	.....XXX.....	.....XXX.....	.....XXX.....			.....XXX.....	.....0	.....0
2. 2016.	.....4,117	.....4,117	.....0	.....42.5	.....42.5	.....0.0				.....(0)	.....0
3. 2017.	.....4,780	.....4,780	.....0	.....45.8	.....45.8	.....0.0				.....0	.....0
4. Totals	.....XXX.....	.....XXX.....	.....XXX.....	.....XXX.....	.....XXX.....	.....XXX.....	.....0	.....0	.....XXX.....	.....(0)	.....0

**SCHEDULE P - PART 1J - AUTO PHYSICAL DAMAGE**  
(\$000 omitted)

Years in Which Premiums Were Earned and Losses Were Incurred	Premiums Earned			Loss and Loss Expense Payments								12 Number of Claims Reported- Direct and Assumed
	1  Direct and Assumed	2  Ceded	3  Net (Cols. 1 - 2)	Loss Payments		Defense and Cost Containment Payments		Adjusting and Other Payments		10  Salvage and Subrogation Received	11  Total Net Paid (Cols. 4 - 5 + 6 - 7 + 8 - 9)	
				4  Direct and Assumed	5  Ceded	6  Direct and Assumed	7  Ceded	8  Direct and Assumed	9  Ceded			
1. Prior.....	.....XXX.....	.....XXX.....	.....XXX.....	.....(197)	.....(197)	.....1,184	.....1,184	.....73	.....73		.....0	.....XXX.....
2. 2016.....	.....17,606	.....17,606	.....0	.....8,945	.....8,945	.....267	.....267	.....893	.....893		.....0	.....584
3. 2017.....	.....21,193	.....21,193	.....0	.....11,089	.....11,089	.....55	.....55	.....973	.....973	.....(0)	.....0	.....669
4. Totals.....	.....XXX.....	.....XXX.....	.....XXX.....	.....19,837	.....19,837	.....1,506	.....1,506	.....1,939	.....1,939	.....(0)	.....0	.....XXX.....

	Losses Unpaid				Defense and Cost Containment Unpaid				Adjusting and Other Unpaid		23	24 Total Net Losses and Expenses Unpaid	25
	Case Basis		Bulk + IBNR		Case Basis		Bulk + IBNR		21	22			
	13	14	15	16	17	18	19	20					
	Direct and Assumed	Ceded	Direct and Assumed	Ceded	Direct and Assumed	Ceded	Direct and Assumed	Ceded					
1. Prior.....	.....82	.....82	.....(38)	.....(38)	.....670	.....670	.....392	.....392	.....130	.....130	.....0	.....0	.....288
2. 2016.....	.....8	.....8	.....(89)	.....(89)	.....150	.....150	.....421	.....421	.....77	.....77	.....(0)	.....0	.....2
3. 2017.....	.....1,810	.....1,810	.....67	.....67	.....159	.....159	.....664	.....664	.....338	.....338	.....(0)	.....0	.....111
4. Totals...	.....1,900	.....1,900	.....(60)	.....(60)	.....979	.....979	.....1,477	.....1,477	.....545	.....545	.....(0)	.....0	.....401

	Total Losses and Loss Expenses Incurred			Loss and Loss Expense Percentage (Incurred/Premiums Earned)			Nontabular Discount		34  Inter-Company Pooling Participation Percentage	Net Balance Sheet Reserves after Discount	
	26  Direct and Assumed	27  Ceded	28  Net	29  Direct and Assumed	30  Ceded	31  Net	32  Loss	33  Loss Expense		35  Losses Unpaid	36  Loss Expenses Unpaid
1. Prior..	.....XXX.....	.....XXX.....	.....XXX.....	.....XXX.....	.....XXX.....	.....XXX.....	.....	.....	.....XXX.....	.....0	.....0
2. 2016.	.....10,673	.....10,673	.....0	.....60.6	.....60.6	.....0.0	.....	.....	.....	.....0	.....0
3. 2017.	.....15,154	.....15,154	.....0	.....71.5	.....71.5	.....0.0	.....	.....	.....	.....0	.....0
4. Totals	.....XXX.....	.....XXX.....	.....XXX.....	.....XXX.....	.....XXX.....	.....XXX.....	.....0	.....0	.....XXX.....	.....0	.....0

**SCHEDULE P - PART 1K - FIDELITY/SURETY**  
(\$000 omitted)

Years in Which Premiums Were Earned and Losses Were Incurred	Premiums Earned			Loss and Loss Expense Payments								12 Number of Claims Reported- Direct and Assumed
	1  Direct and Assumed	2  Ceded	3  Net (Cols. 1 - 2)	Loss Payments		Defense and Cost Containment Payments		Adjusting and Other Payments		10  Salvage and Subrogation Received	11  Total Net Paid (Cols. 4 - 5 + 6 - 7 + 8 - 9)	
				4  Direct and Assumed	5  Ceded	6  Direct and Assumed	7  Ceded	8  Direct and Assumed	9  Ceded			
1. Prior.....	.....XXX.....	.....XXX.....	.....XXX.....	.....0	.....0						.....0	.....XXX.....
2. 2016.....	.....1	.....1	.....0					.....0	.....0		.....0	.....XXX.....
3. 2017.....	.....0	.....0	.....0					.....0	.....0		.....0	.....XXX.....
4. Totals.....	.....XXX.....	.....XXX.....	.....XXX.....	.....0	.....0	.....0	.....0	.....0	.....0	.....0	.....0	.....XXX.....

	Losses Unpaid				Defense and Cost Containment Unpaid				Adjusting and Other Unpaid		23  Salvage and Subrogation Anticipated	24 Total Net Losses and Expenses Unpaid	25 Number of Claims Outstanding- Direct and Assumed
	Case Basis		Bulk + IBNR		Case Basis		Bulk + IBNR		21	22			
	13 Direct and Assumed	14 Ceded	15 Direct and Assumed	16 Ceded	17 Direct and Assumed	18 Ceded	19 Direct and Assumed	20 Ceded	Direct and Assumed	Ceded			
1. Prior.....												.....0	
2. 2016.....												.....0	
3. 2017.....												.....0	
4. Totals...	.....0	.....0	.....0	.....0	.....0	.....0	.....0	.....0	.....0	.....0	.....0	.....0	.....0

	Total Losses and Loss Expenses Incurred			Loss and Loss Expense Percentage (Incurred/Premiums Earned)			Nontabular Discount		34  Inter-Company Pooling Participation Percentage	Net Balance Sheet Reserves after Discount	
	26 Direct and Assumed	27 Ceded	28 Net	29 Direct and Assumed	30 Ceded	31 Net	32 Loss	33 Loss Expense		35 Losses Unpaid	36 Loss Expenses Unpaid
1. Prior..	.....XXX.....	.....XXX.....	.....XXX.....	.....XXX.....	.....XXX.....	.....XXX.....			.....XXX.....	.....0	.....0
2. 2016.	.....0	.....0	.....0	.....0.1	.....0.1	.....0.0				.....0	.....0
3. 2017.	.....0	.....0	.....0	.....0.2	.....0.2	.....0.0				.....0	.....0
4. Totals	.....XXX.....	.....XXX.....	.....XXX.....	.....XXX.....	.....XXX.....	.....XXX.....	.....0	.....0	.....XXX.....	.....0	.....0



**SCHEDULE P - PART 1L - OTHER (INCLUDING CREDIT, ACCIDENT AND HEALTH)**  
(\$000 omitted)

Years in Which Premiums Were Earned and Losses Were Incurred	Premiums Earned			Loss and Loss Expense Payments								12 Number of Claims Reported- Direct and Assumed
	1  Direct and Assumed	2  Ceded	3  Net (Cols. 1 - 2)	Loss Payments		Defense and Cost Containment Payments		Adjusting and Other Payments		10  Salvage and Subrogation Received	11  Total Net Paid (Cols. 4 - 5 + 6 - 7 + 8 - 9)	
				4  Direct and Assumed	5  Ceded	6  Direct and Assumed	7  Ceded	8  Direct and Assumed	9  Ceded			
1. Prior.....	.....XXX.....	.....XXX.....	.....XXX.....	.....0	.....0						.....0	.....XXX.....
2. 2016.....	.....2	.....2	.....0					.....0	.....0		.....0	.....XXX.....
3. 2017.....	.....6	.....6	.....0					.....0	.....0		.....0	.....XXX.....
4. Totals.....	.....XXX.....	.....XXX.....	.....XXX.....	.....0	.....0	.....0	.....0	.....0	.....0	.....0	.....0	.....XXX.....

	Losses Unpaid				Defense and Cost Containment Unpaid				Adjusting and Other Unpaid		23  Salvage and Subrogation Anticipated	24 Total Net Losses and Expenses Unpaid	25 Number of Claims Outstanding- Direct and Assumed
	Case Basis		Bulk + IBNR		Case Basis		Bulk + IBNR		21	22			
	13  Direct and Assumed	14  Ceded	15  Direct and Assumed	16  Ceded	17  Direct and Assumed	18  Ceded	19  Direct and Assumed	20  Ceded	Direct and Assumed	Ceded			
1. Prior.....			.....11	.....11			.....0	.....0				.....0	
2. 2016.....			.....(1)	.....(1)								.....0	
3. 2017.....			.....2	.....2								.....0	
4. Totals...	.....0	.....0	.....12	.....12	.....0	.....0	.....0	.....0	.....0	.....0	.....0	.....0	.....0

	Total Losses and Loss Expenses Incurred			Loss and Loss Expense Percentage (Incurred/Premiums Earned)			Nontabular Discount		34  Inter-Company Pooling Participation Percentage	Net Balance Sheet Reserves after Discount	
	26  Direct and Assumed	27  Ceded	28  Net	29  Direct and Assumed	30  Ceded	31  Net	32  Loss	33  Loss Expense		35  Losses Unpaid	36  Loss Expenses Unpaid
1. Prior..	.....XXX.....	.....XXX.....	.....XXX.....	.....XXX.....	.....XXX.....	.....XXX.....			.....XXX.....	.....0	.....0
2. 2016.	.....(1)	.....(1)	.....0	.....(24.9)	.....(24.9)	.....0.0				.....0	.....0
3. 2017.	.....2	.....2	.....0	.....25.0	.....25.0	.....0.0				.....0	.....0
4. Totals	.....XXX.....	.....XXX.....	.....XXX.....	.....XXX.....	.....XXX.....	.....XXX.....	.....0	.....0	.....XXX.....	.....0	.....0

**SCHEDULE P - PART 1M - INTERNATIONAL**  
(\$000 omitted)

Years in Which Premiums Were Earned and Losses Were Incurred	Premiums Earned			Loss and Loss Expense Payments								12 Number of Claims Reported- Direct and Assumed
	1  Direct and Assumed	2  Ceded	3  Net (Cols. 1 - 2)	Loss Payments		Defense and Cost Containment Payments		Adjusting and Other Payments		10  Salvage and Subrogation Received	11  Total Net Paid (Cols. 4 - 5 + 6 - 7 + 8 - 9)	
				4  Direct and Assumed	5  Ceded	6  Direct and Assumed	7  Ceded	8  Direct and Assumed	9  Ceded			
1. Prior.....	.....XXX.....	.....XXX.....	.....XXX.....								.....0	.....XXX.....
2. 2008.....			.....0								.....0	.....XXX.....
3. 2009.....			.....0								.....0	.....XXX.....
4. 2010.....			.....0								.....0	.....XXX.....
5. 2011.....			.....0								.....0	.....XXX.....
6. 2012.....			.....0								.....0	.....XXX.....
7. 2013.....			.....0								.....0	.....XXX.....
8. 2014.....			.....0								.....0	.....XXX.....
9. 2015.....			.....0								.....0	.....XXX.....
10. 2016.....			.....0								.....0	.....XXX.....
11. 2017.....			.....0								.....0	.....XXX.....
12. Totals.....	.....XXX.....	.....XXX.....	.....XXX.....	.....0	.....0	.....0	.....0	.....0	.....0	.....0	.....0	.....XXX.....

	Losses Unpaid				Defense and Cost Containment Unpaid				Adjusting and Other Unpaid		23  Salvage and Subrogation Anticipated	24 Total Net Losses and Expenses Unpaid	25  Number of Claims Outstanding-Direct and Assumed
	Case Basis		Bulk + IBNR		Case Basis		Bulk + IBNR		21  Direct and Assumed	22  Ceded			
	13 Direct and Assumed	14  Ceded	15 Direct and Assumed	16  Ceded	17 Direct and Assumed	18  Ceded	19 Direct and Assumed	20  Ceded					
1. Prior.....												.....0	
2. 2008.....												.....0	
3. 2009.....												.....0	
4. 2010.....												.....0	
5. 2011.....												.....0	
6. 2012.....												.....0	
7. 2013.....												.....0	
8. 2014.....												.....0	
9. 2015.....												.....0	
10. 2016.....												.....0	
11. 2017.....												.....0	
12. Totals...	.....0	.....0	.....0	.....0	.....0	.....0	.....0	.....0	.....0	.....0	.....0	.....0	.....0

NONE

	Total Losses and Loss Expenses Incurred			Loss and Loss Expense Percentage (Incurred/Premiums Earned)			Nontabular Discount		34	Net Balance Sheet Reserves after Discount	
	26 Direct and Assumed	27  Ceded	28  Net	29 Direct and Assumed	30  Ceded	31  Net	32  Loss	33  Loss Expense	Inter-Company Pooling Participation Percentage	35  Losses Unpaid	36 Loss Expenses Unpaid
1. Prior..	.....XXX.....	.....XXX.....	.....XXX.....	.....XXX.....	.....XXX.....	.....XXX.....	.....	.....	.....XXX.....	.....0	.....0
2. 2008..	.....0	.....0	.....0	.....0.0	.....0.0	.....0.0	.....	.....	.....	.....0	.....0
3. 2009..	.....0	.....0	.....0	.....0.0	.....0.0	.....0.0	.....	.....	.....	.....0	.....0
4. 2010..	.....0	.....0	.....0	.....0.0	.....0.0	.....0.0	.....	.....	.....	.....0	.....0
5. 2011..	.....0	.....0	.....0	.....0.0	.....0.0	.....0.0	.....	.....	.....	.....0	.....0
6. 2012..	.....0	.....0	.....0	.....0.0	.....0.0	.....0.0	.....	.....	.....	.....0	.....0
7. 2013..	.....0	.....0	.....0	.....0.0	.....0.0	.....0.0	.....	.....	.....	.....0	.....0
8. 2014..	.....0	.....0	.....0	.....0.0	.....0.0	.....0.0	.....	.....	.....	.....0	.....0
9. 2015..	.....0	.....0	.....0	.....0.0	.....0.0	.....0.0	.....	.....	.....	.....0	.....0
10. 2016..	.....0	.....0	.....0	.....0.0	.....0.0	.....0.0	.....	.....	.....	.....0	.....0
11. 2017..	.....0	.....0	.....0	.....0.0	.....0.0	.....0.0	.....	.....	.....	.....0	.....0
12. Totals	.....XXX.....	.....XXX.....	.....XXX.....	.....XXX.....	.....XXX.....	.....XXX.....	.....0	.....0	.....XXX.....	.....0	.....0

**SCHEDULE P - PART 1N - REINSURANCE**  
NONPROPORTIONAL ASSUMED PROPERTY (\$000 omitted)

Years in Which Premiums Were Earned and Losses Were Incurred	Premiums Earned			Loss and Loss Expense Payments								12 Number of Claims Reported Direct and Assumed
	1  Direct and Assumed	2  Ceded	3  Net (Cols. 1 - 2)	Loss Payments		Defense and Cost Containment Payments		Adjusting and Other Payments		10  Salvage and Subrogation Received	11  Total Net Paid (Cols. 4 - 5 + 6 - 7 + 8 - 9)	
				4  Direct and Assumed	5  Ceded	6  Direct and Assumed	7  Ceded	8  Direct and Assumed	9  Ceded			
1. Prior.....	XXX.....	XXX.....	XXX.....								0.....	XXX.....
2. 2008.....			0.....								0.....	XXX.....
3. 2009.....			0.....								0.....	XXX.....
4. 2010.....			0.....								0.....	XXX.....
5. 2011.....			0.....								0.....	XXX.....
6. 2012.....			0.....								0.....	XXX.....
7. 2013.....			0.....								0.....	XXX.....
8. 2014.....			0.....								0.....	XXX.....
9. 2015.....			0.....								0.....	XXX.....
10. 2016.....			0.....								0.....	XXX.....
11. 2017.....			0.....								0.....	XXX.....
12. Totals.....	XXX.....	XXX.....	XXX.....	0.....	0.....	0.....	0.....	0.....	0.....	0.....	0.....	XXX.....

	Losses Unpaid				Defense and Cost Containment Unpaid				Adjusting and Other Unpaid		23  Salvage and Subrogation Anticipated	24 Total Net Losses and Expenses Unpaid	25 Number of Claims Outstanding- Direct and Assumed
	Case Basis		Bulk + IBNR		Case Basis		Bulk + IBNR		21  Direct and Assumed	22  Ceded			
	13 Direct and Assumed	14  Ceded	15 Direct and Assumed	16  Ceded	17 Direct and Assumed	18  Ceded	19 Direct and Assumed	20  Ceded					
1. Prior.....												.....0	XXX.....
2. 2008.....												.....0	XXX.....
3. 2009.....												.....0	XXX.....
4. 2010.....												.....0	XXX.....
5. 2011.....												.....0	XXX.....
6. 2012.....												.....0	XXX.....
7. 2013.....												.....0	XXX.....
8. 2014.....												.....0	XXX.....
9. 2015.....												.....0	XXX.....
10. 2016.....												.....0	XXX.....
11. 2017.....												.....0	XXX.....
12. Totals...	.....0	.....0	.....0	.....0	.....0	.....0	.....0	.....0	.....0	.....0	.....0	.....0	XXX.....

NONE

	Total Losses and Loss Expenses Incurred			Loss and Loss Expense Percentage (Incurred/Premiums Earned)			Nontabular Discount		34	Net Balance Sheet Reserves after Discount	
	26 Direct and Assumed	27  Ceded	28  Net	29 Direct and Assumed	30  Ceded	31  Net	32  Loss	33  Loss Expense	Inter-Company Pooling Participation Percentage	35  Losses Unpaid	36 Loss Expenses Unpaid
1. Prior..	....XXX.....	....XXX.....	....XXX.....	....XXX.....	....XXX.....	....XXX.....			....XXX.....	.....0	.....0
2. 2008.	.....0	.....0	.....0	.....0.0	.....0.0	.....0.0				.....0	.....0
3. 2009.	.....0	.....0	.....0	.....0.0	.....0.0	.....0.0				.....0	.....0
4. 2010.	.....0	.....0	.....0	.....0.0	.....0.0	.....0.0				.....0	.....0
5. 2011.	.....0	.....0	.....0	.....0.0	.....0.0	.....0.0				.....0	.....0
6. 2012.	.....0	.....0	.....0	.....0.0	.....0.0	.....0.0				.....0	.....0
7. 2013.	.....0	.....0	.....0	.....0.0	.....0.0	.....0.0				.....0	.....0
8. 2014.	.....0	.....0	.....0	.....0.0	.....0.0	.....0.0				.....0	.....0
9. 2015.	.....0	.....0	.....0	.....0.0	.....0.0	.....0.0				.....0	.....0
10. 2016.	.....0	.....0	.....0	.....0.0	.....0.0	.....0.0				.....0	.....0
11. 2017.	.....0	.....0	.....0	.....0.0	.....0.0	.....0.0				.....0	.....0
12. Totals	....XXX.....	....XXX.....	....XXX.....	....XXX.....	....XXX.....	....XXX.....	.....0	.....0	....XXX.....	.....0	.....0

**SCHEDULE P - PART 10 - REINSURANCE**  
NONPROPORTIONAL ASSUMED LIABILITY (\$000 omitted)

Years in Which Premiums Were Earned and Losses Were Incurred	Premiums Earned			Loss and Loss Expense Payments								12 Number of Claims Reported- Direct and Assumed
	1	2	3	Loss Payments		Defense and Cost Containment Payments		Adjusting and Other Payments		10	11	
	Direct and Assumed	Ceded	Net (Cols. 1 - 2)	4 Direct and Assumed	5 Ceded	6 Direct and Assumed	7 Ceded	8 Direct and Assumed	9 Ceded	Salvage and Subrogation Received	Total Net Paid (Cols. 4 - 5 + 6 - 7 + 8 - 9)	
1. Prior.....	....XXX.....	....XXX.....	....XXX.....								.....0	....XXX.....
2. 2008.....	.....	.....	.....0								.....0	....XXX.....
3. 2009.....	.....	.....	.....0								.....0	....XXX.....
4. 2010.....	.....	.....	.....0								.....0	....XXX.....
5. 2011.....	.....	.....	.....0								.....0	....XXX.....
6. 2012.....	.....	.....	.....0								.....0	....XXX.....
7. 2013.....	.....	.....	.....0								.....0	....XXX.....
8. 2014.....	.....	.....	.....0								.....0	....XXX.....
9. 2015.....	.....	.....	.....0								.....0	....XXX.....
10. 2016.....	.....	.....	.....0								.....0	....XXX.....
11. 2017.....	.....	.....	.....0								.....0	....XXX.....
12. Totals.....	....XXX.....	....XXX.....	....XXX.....	.....0	.....0	.....0	.....0	.....0	.....0	.....0	.....0	....XXX.....

	Losses Unpaid				Defense and Cost Containment Unpaid				Adjusting and Other Unpaid		23  Salvage and Subrogation Anticipated	24 Total Net Losses and Expenses Unpaid	25 Number of Claims Outstanding-Direct and Assumed	
	Case Basis		Bulk + IBNR		Case Basis		Bulk + IBNR		21  Direct and Assumed	22  Ceded				
	13 Direct and Assumed	14  Ceded	15 Direct and Assumed	16  Ceded	17 Direct and Assumed	18  Ceded	19 Direct and Assumed	20  Ceded						
1. Prior.....	.....	.....	.....	.....	NONE								.....0	....XXX.....
2. 2008.....	.....	.....	.....	.....									.....0	....XXX.....
3. 2009.....	.....	.....	.....	.....									.....0	....XXX.....
4. 2010.....	.....	.....	.....	.....									.....0	....XXX.....
5. 2011.....	.....	.....	.....	.....									.....0	....XXX.....
6. 2012.....	.....	.....	.....	.....									.....0	....XXX.....
7. 2013.....	.....	.....	.....	.....									.....0	....XXX.....
8. 2014.....	.....	.....	.....	.....									.....0	....XXX.....
9. 2015.....	.....	.....	.....	.....									.....0	....XXX.....
10. 2016.....	.....	.....	.....	.....									.....0	....XXX.....
11. 2017.....	.....	.....	.....	.....									.....0	....XXX.....
12. Totals...	.....0	.....0	.....0	.....0	.....0	.....0	.....0	.....0	.....0	.....0	.....0	....XXX.....		

NONE

	Total Losses and Loss Expenses Incurred			Loss and Loss Expense Percentage (Incurred/Premiums Earned)			Nontabular Discount		34	Net Balance Sheet Reserves after Discount	
	26 Direct and Assumed	27  Ceded	28  Net	29 Direct and Assumed	30  Ceded	31  Net	32  Loss	33  Loss Expense	Inter-Company Pooling Participation Percentage	35  Losses Unpaid	36 Loss Expenses Unpaid
1. Prior..	.....XXX.....	.....XXX.....	.....XXX.....	.....XXX.....	.....XXX.....	.....XXX.....	.....	.....	.....XXX.....	.....0	.....0
2. 2008.	.....0	.....0	.....0	.....0.0	.....0.0	.....0.0	.....	.....	.....	.....0	.....0
3. 2009.	.....0	.....0	.....0	.....0.0	.....0.0	.....0.0	.....	.....	.....	.....0	.....0
4. 2010.	.....0	.....0	.....0	.....0.0	.....0.0	.....0.0	.....	.....	.....	.....0	.....0
5. 2011.	.....0	.....0	.....0	.....0.0	.....0.0	.....0.0	.....	.....	.....	.....0	.....0
6. 2012.	.....0	.....0	.....0	.....0.0	.....0.0	.....0.0	.....	.....	.....	.....0	.....0
7. 2013.	.....0	.....0	.....0	.....0.0	.....0.0	.....0.0	.....	.....	.....	.....0	.....0
8. 2014.	.....0	.....0	.....0	.....0.0	.....0.0	.....0.0	.....	.....	.....	.....0	.....0
9. 2015.	.....0	.....0	.....0	.....0.0	.....0.0	.....0.0	.....	.....	.....	.....0	.....0
10. 2016.	.....0	.....0	.....0	.....0.0	.....0.0	.....0.0	.....	.....	.....	.....0	.....0
11. 2017.	.....0	.....0	.....0	.....0.0	.....0.0	.....0.0	.....	.....	.....	.....0	.....0
12. Totals	.....XXX.....	.....XXX.....	.....XXX.....	.....XXX.....	.....XXX.....	.....XXX.....	.....0	.....0	.....XXX.....	.....0	.....0

**SCHEDULE P - PART 1P - REINSURANCE**  
NONPROPORTIONAL ASSUMED FINANCIAL LINES (\$000 omitted)

Years in Which Premiums Were Earned and Losses Were Incurred	Premiums Earned			Loss and Loss Expense Payments								12 Number of Claims Reported- Direct and Assumed
	1	2	3	Loss Payments		Defense and Cost Containment Payments		Adjusting and Other Payments		10	11	
	Direct and Assumed	Ceded	Net (Cols. 1 - 2)	4 Direct and Assumed	5 Ceded	6 Direct and Assumed	7 Ceded	8 Direct and Assumed	9 Ceded	Salvage and Subrogation Received	Total Net Paid (Cols. 4 - 5 + 6 - 7 + 8 - 9)	
1. Prior.....	....XXX.....	....XXX.....	....XXX.....								.....0	....XXX.....
2. 2008.....	.....	.....	.....0								.....0	....XXX.....
3. 2009.....	.....	.....	.....0								.....0	....XXX.....
4. 2010.....	.....	.....	.....0								.....0	....XXX.....
5. 2011.....	.....	.....	.....0								.....0	....XXX.....
6. 2012.....	.....	.....	.....0								.....0	....XXX.....
7. 2013.....	.....	.....	.....0								.....0	....XXX.....
8. 2014.....	.....	.....	.....0								.....0	....XXX.....
9. 2015.....	.....	.....	.....0								.....0	....XXX.....
10. 2016.....	.....	.....	.....0								.....0	....XXX.....
11. 2017.....	.....	.....	.....0								.....0	....XXX.....
12. Totals.....	....XXX.....	....XXX.....	....XXX.....	.....0	.....0	.....0	.....0	.....0	.....0	.....0	.....0	....XXX.....

	Losses Unpaid				Defense and Cost Containment Unpaid				Adjusting and Other Unpaid		23  Salvage and Subrogation Anticipated	24 Total Net Losses and Expenses Unpaid	25 Number of Claims Outstanding-Direct and Assumed
	Case Basis		Bulk + IBNR		Case Basis		Bulk + IBNR		21  Direct and Assumed	22  Ceded			
	13 Direct and Assumed	14  Ceded	15 Direct and Assumed	16  Ceded	17 Direct and Assumed	18  Ceded	19 Direct and Assumed	20  Ceded					
1. Prior.....	.....	.....	.....	.....	NONE				.....	.....	.....0	....XXX.....	
2. 2008.....	.....	.....	.....	.....					.....0	....XXX.....			
3. 2009.....	.....	.....	.....	.....					.....0	....XXX.....			
4. 2010.....	.....	.....	.....	.....					.....0	....XXX.....			
5. 2011.....	.....	.....	.....	.....					.....0	....XXX.....			
6. 2012.....	.....	.....	.....	.....					.....0	....XXX.....			
7. 2013.....	.....	.....	.....	.....					.....0	....XXX.....			
8. 2014.....	.....	.....	.....	.....					.....0	....XXX.....			
9. 2015.....	.....	.....	.....	.....					.....0	....XXX.....			
10. 2016.....	.....	.....	.....	.....					.....0	....XXX.....			
11. 2017.....	.....	.....	.....	.....					.....0	....XXX.....			
12. Totals...	.....0	.....0	.....0	.....0	.....0	.....0	.....0	.....0	.....0	.....0	.....0	....XXX.....	

NONE

	Total Losses and Loss Expenses Incurred			Loss and Loss Expense Percentage (Incurred/Premiums Earned)			Nontabular Discount		34	Net Balance Sheet Reserves after Discount	
	26 Direct and Assumed	27  Ceded	28  Net	29 Direct and Assumed	30  Ceded	31  Net	32  Loss	33  Loss Expense	Inter-Company Pooling Participation Percentage	35  Losses Unpaid	36 Loss Expenses Unpaid
1. Prior..	.....XXX.....	.....XXX.....	.....XXX.....	.....XXX.....	.....XXX.....	.....XXX.....	.....	.....	.....XXX.....	.....0.....	.....0.....
2. 2008.	.....0.....	.....0.....	.....0.....	.....0.0.....	.....0.0.....	.....0.0.....	.....	.....	.....	.....0.....	.....0.....
3. 2009.	.....0.....	.....0.....	.....0.....	.....0.0.....	.....0.0.....	.....0.0.....	.....	.....	.....	.....0.....	.....0.....
4. 2010.	.....0.....	.....0.....	.....0.....	.....0.0.....	.....0.0.....	.....0.0.....	.....	.....	.....	.....0.....	.....0.....
5. 2011.	.....0.....	.....0.....	.....0.....	.....0.0.....	.....0.0.....	.....0.0.....	.....	.....	.....	.....0.....	.....0.....
6. 2012.	.....0.....	.....0.....	.....0.....	.....0.0.....	.....0.0.....	.....0.0.....	.....	.....	.....	.....0.....	.....0.....
7. 2013.	.....0.....	.....0.....	.....0.....	.....0.0.....	.....0.0.....	.....0.0.....	.....	.....	.....	.....0.....	.....0.....
8. 2014.	.....0.....	.....0.....	.....0.....	.....0.0.....	.....0.0.....	.....0.0.....	.....	.....	.....	.....0.....	.....0.....
9. 2015.	.....0.....	.....0.....	.....0.....	.....0.0.....	.....0.0.....	.....0.0.....	.....	.....	.....	.....0.....	.....0.....
10. 2016.	.....0.....	.....0.....	.....0.....	.....0.0.....	.....0.0.....	.....0.0.....	.....	.....	.....	.....0.....	.....0.....
11. 2017.	.....0.....	.....0.....	.....0.....	.....0.0.....	.....0.0.....	.....0.0.....	.....	.....	.....	.....0.....	.....0.....
12. Totals	.....XXX.....	.....XXX.....	.....XXX.....	.....XXX.....	.....XXX.....	.....XXX.....	.....0.....	.....0.....	.....XXX.....	.....0.....	.....0.....

**SCHEDULE P - PART 1R - SECTION 1 - PRODUCTS LIABILITY - OCCURRENCE**  
(\$000 omitted)

Years in Which Premiums Were Earned and Losses Were Incurred	Premiums Earned			Loss and Loss Expense Payments								12 Number of Claims Reported Direct and Assumed
	1  Direct and Assumed	2  Ceded	3  Net (Cols. 1 - 2)	Loss Payments		Defense and Cost Containment Payments		Adjusting and Other Payments		10  Salvage and Subrogation Received	11  Total Net Paid (Cols. 4 - 5 + 6 - 7 + 8 - 9)	
				4 Direct and Assumed	5 Ceded	6 Direct and Assumed	7 Ceded	8 Direct and Assumed	9 Ceded			
1. Prior.....	.....XXX.....	.....XXX.....	.....XXX.....	.....65	.....65	.....162	.....162	.....25	.....25	.....	.....0	.....XXX.....
2. 2008.....	.....730	.....730	.....0	.....130	.....130	.....204	.....204	.....18	.....18	.....	.....0	.....29
3. 2009.....	.....488	.....488	.....0	.....129	.....129	.....199	.....199	.....20	.....20	.....	.....0	.....12
4. 2010.....	.....328	.....328	.....0	.....25	.....25	.....35	.....35	.....28	.....28	.....	.....0	.....3
5. 2011.....	.....199	.....199	.....0	.....258	.....258	.....549	.....549	.....12	.....12	.....	.....0	.....4
6. 2012.....	.....525	.....525	.....0	.....50	.....50	.....83	.....83	.....14	.....14	.....	.....0	.....7
7. 2013.....	.....218	.....218	.....0	.....28	.....28	.....10	.....10	.....0	.....0	.....	.....0	.....3
8. 2014.....	.....396	.....396	.....0	.....62	.....62	.....15	.....15	.....8	.....8	.....	.....0	.....9
9. 2015.....	.....347	.....347	.....0	.....14	.....14	.....	.....	.....2	.....2	.....	.....0	.....2
10. 2016.....	.....1,122	.....1,122	.....0	.....138	.....138	.....2	.....2	.....7	.....7	.....	.....0	.....6
11. 2017.....	.....704	.....704	.....0	.....19	.....19	.....(1)	.....(1)	.....6	.....6	.....	.....0	.....6
12. Totals....	.....XXX.....	.....XXX.....	.....XXX.....	.....919	.....919	.....1,259	.....1,259	.....141	.....141	.....0	.....0	.....XXX.....

	Losses Unpaid				Defense and Cost Containment Unpaid				Adjusting and Other Unpaid		23  Salvage and Subrogation Anticipated	24 Total Net Losses and Expenses Unpaid	25  Number of Claims Outstanding- Direct and Assumed
	Case Basis		Bulk + IBNR		Case Basis		Bulk + IBNR		21  Direct and Assumed	22  Ceded			
	13 Direct and Assumed	14 Ceded	15 Direct and Assumed	16 Ceded	17 Direct and Assumed	18 Ceded	19 Direct and Assumed	20 Ceded					
1. Prior.....	.....177	.....177	.....11	.....11	.....217	.....217	.....96	.....96	.....29	.....29		.....0	.....41
2. 2008.....	.....52	.....52	.....10	.....10	.....18	.....18	.....18	.....18	.....7	.....7		.....0	.....2
3. 2009.....	.....5	.....5	.....19	.....19	.....33	.....33	.....36	.....36	.....10	.....10		.....0	
4. 2010.....			.....27	.....27			.....24	.....24	.....2	.....2		.....0	
5. 2011.....	.....25	.....25	.....26	.....26	.....21	.....21	.....10	.....10	.....11	.....11		.....0	.....1
6. 2012.....	.....25	.....25	.....125	.....125	.....10	.....10	.....65	.....65	.....9	.....9		.....0	
7. 2013.....			.....14	.....14			.....11	.....11	.....1	.....1		.....0	
8. 2014.....	.....82	.....82	.....78	.....78	.....25	.....25	.....104	.....104	.....46	.....46		.....0	.....4
9. 2015.....			.....92	.....92			.....95	.....95	.....6	.....6		.....0	
10. 2016.....	.....329	.....329	.....439	.....439	.....0	.....0	.....329	.....329	.....51	.....51		.....0	.....2
11. 2017.....	.....64	.....64	.....435	.....435	.....2	.....2	.....282	.....282	.....72	.....72		.....0	.....4
12. Totals...	.....758	.....758	.....1,276	.....1,276	.....326	.....326	.....1,067	.....1,067	.....244	.....244	.....0	.....0	.....54

	Total Losses and Loss Expenses Incurred			Loss and Loss Expense Percentage (Incurred/Premiums Earned)			Nontabular Discount		34	Net Balance Sheet Reserves after Discount	
	26 Direct and Assumed	27  Ceded	28  Net	29 Direct and Assumed	30  Ceded	31  Net	32  Loss	33  Loss Expense	Inter- Company Pooling Participation Percentage	35  Losses Unpaid	36 Loss Expenses Unpaid
1. Prior..	.....XXX.....	.....XXX.....	.....XXX.....	.....XXX.....	.....XXX.....	.....XXX.....			.....XXX.....	.....0	.....0
2. 2008.	.....458	.....458	.....0	.....62.8	.....62.8	.....0.0				.....0	.....0
3. 2009.	.....450	.....450	.....0	.....92.3	.....92.3	.....0.0				.....0	.....0
4. 2010.	.....141	.....141	.....0	.....43.0	.....43.0	.....0.0				.....0	.....0
5. 2011.	.....911	.....911	.....0	.....457.7	.....457.7	.....0.0				.....0	.....0
6. 2012.	.....381	.....381	.....0	.....72.6	.....72.6	.....0.0				.....0	.....0
7. 2013.	.....63	.....63	.....0	.....29.0	.....29.0	.....0.0				.....0	.....0
8. 2014.	.....421	.....421	.....0	.....106.3	.....106.3	.....0.0				.....0	.....0
9. 2015.	.....209	.....209	.....0	.....60.2	.....60.2	.....0.0				.....0	.....0
10. 2016.	.....1,295	.....1,295	.....0	.....115.5	.....115.5	.....0.0				.....0	.....0
11. 2017.	.....880	.....880	.....0	.....124.9	.....124.9	.....0.0				.....0	.....0
12. Totals	.....XXX.....	.....XXX.....	.....XXX.....	.....XXX.....	.....XXX.....	.....XXX.....	.....0	.....0	.....XXX.....	.....0	.....0

**SCHEDULE P - PART 1R - SECTION 2 - PRODUCTS LIABILITY - CLAIMS-MADE**  
(\$000 omitted)

Years in Which Premiums Were Earned and Losses Were Incurred	Premiums Earned			Loss and Loss Expense Payments								12 Number of Claims Reported Direct and Assumed
	1  Direct and Assumed	2  Ceded	3  Net (Cols. 1 - 2)	Loss Payments		Defense and Cost Containment Payments		Adjusting and Other Payments		10  Salvage and Subrogation Received	11  Total Net Paid (Cols. 4 - 5 + 6 - 7 + 8 - 9)	
				4 Direct and Assumed	5 Ceded	6 Direct and Assumed	7 Ceded	8 Direct and Assumed	9 Ceded			
1. Prior.....	.....XXX.....	.....XXX.....	.....XXX.....								.....0	.....XXX.....
2. 2008.....			.....0								.....0	
3. 2009.....			.....0								.....0	
4. 2010.....			.....0								.....0	
5. 2011.....			.....0								.....0	
6. 2012.....			.....0								.....0	
7. 2013.....			.....0	.....3	.....3						.....0	
8. 2014.....			.....0	.....13	.....13	.....22	.....22				.....0	
9. 2015.....			.....0					.....1	.....1		.....0	
10. 2016.....			.....0					.....0	.....0		.....0	
11. 2017.....			.....0					.....0	.....0		.....0	
12. Totals....	.....XXX.....	.....XXX.....	.....XXX.....	.....15	.....15	.....22	.....22	.....1	.....1	.....0	.....0	.....XXX.....

	Losses Unpaid				Defense and Cost Containment Unpaid				Adjusting and Other Unpaid		23  Salvage and Subrogation Anticipated	24 Total Net Losses and Expenses Unpaid	25  Number of Claims Outstanding- Direct and Assumed
	Case Basis		Bulk + IBNR		Case Basis		Bulk + IBNR		21  Direct and Assumed	22  Ceded			
	13 Direct and Assumed	14 Ceded	15 Direct and Assumed	16 Ceded	17 Direct and Assumed	18 Ceded	19 Direct and Assumed	20 Ceded					
1. Prior.....	.....	.....	.....	.....	.....	.....	.....	.....	.....	.....	.....	.....0	.....
2. 2008.....	.....	.....	.....	.....	.....	.....	.....	.....	.....	.....	.....	.....0	.....
3. 2009.....	.....	.....	.....	.....	.....	.....	.....	.....	.....	.....	.....	.....0	.....
4. 2010.....	.....	.....	.....	.....	.....	.....	.....	.....	.....	.....	.....	.....0	.....
5. 2011.....	.....	.....	.....	.....	.....	.....	.....	.....	.....	.....	.....	.....0	.....
6. 2012.....	.....	.....	.....	.....	.....	.....	.....	.....	.....	.....	.....	.....0	.....
7. 2013.....	.....	.....	.....	.....	.....	.....	.....	.....	.....	.....	.....	.....0	.....
8. 2014.....	.....	.....	.....	.....	.....	.....	.....	.....	.....	.....	.....	.....0	.....
9. 2015.....	.....	.....	.....	.....	.....	.....	.....	.....	.....	.....	.....	.....0	.....
10. 2016.....	.....	.....	.....	.....	.....	.....	.....	.....	.....	.....	.....	.....0	.....
11. 2017.....	.....	.....	.....	.....	.....	.....	.....	.....	.....	.....	.....	.....0	.....
12. Totals...	.....0	.....0	.....0	.....0	.....0	.....0	.....0	.....0	.....0	.....0	.....0	.....0	.....0

	Total Losses and Loss Expenses Incurred			Loss and Loss Expense Percentage (Incurred/Premiums Earned)			Nontabular Discount		34	Net Balance Sheet Reserves after Discount	
	26 Direct and Assumed	27  Ceded	28  Net	29 Direct and Assumed	30  Ceded	31  Net	32  Loss	33  Loss Expense	Inter- Company Pooling Participation Percentage	35	36
										Losses Unpaid	Loss Expenses Unpaid
1. Prior..	.....XXX.....	.....XXX.....	.....XXX.....	.....XXX.....	.....XXX.....	.....XXX.....	.....	.....	.....XXX.....	.....0	.....0
2. 2008.	.....0	.....0	.....0	.....0.0	.....0.0	.....0.0	.....	.....	.....	.....0	.....0
3. 2009.	.....0	.....0	.....0	.....0.0	.....0.0	.....0.0	.....	.....	.....	.....0	.....0
4. 2010.	.....0	.....0	.....0	.....0.0	.....0.0	.....0.0	.....	.....	.....	.....0	.....0
5. 2011.	.....0	.....0	.....0	.....0.0	.....0.0	.....0.0	.....	.....	.....	.....0	.....0
6. 2012.	.....0	.....0	.....0	.....0.0	.....0.0	.....0.0	.....	.....	.....	.....0	.....0
7. 2013.	.....3	.....3	.....0	.....0.0	.....0.0	.....0.0	.....	.....	.....	.....0	.....0
8. 2014.	.....34	.....34	.....0	.....0.0	.....0.0	.....0.0	.....	.....	.....	.....0	.....0
9. 2015.	.....1	.....1	.....0	.....0.0	.....0.0	.....0.0	.....	.....	.....	.....0	.....0
10. 2016.	.....0	.....0	.....0	.....0.0	.....0.0	.....0.0	.....	.....	.....	.....0	.....0
11. 2017.	.....0	.....0	.....0	.....0.0	.....0.0	.....0.0	.....	.....	.....	.....0	.....0
12. Totals	.....XXX.....	.....XXX.....	.....XXX.....	.....XXX.....	.....XXX.....	.....XXX.....	.....0	.....0	.....XXX.....	.....0	.....0

**SCHEDULE P - PART 1S - FINANCIAL GUARANTY/MORTGAGE GUARANTY**  
(\$000 omitted)

Years in Which Premiums Were Earned and Losses Were Incurred	Premiums Earned			Loss and Loss Expense Payments								12 Number of Claims Reported- Direct and Assumed
	1  Direct and Assumed	2  Ceded	3  Net (Cols. 1 - 2)	Loss Payments		Defense and Cost Containment Payments		Adjusting and Other Payments		10  Salvage and Subrogation Received	11  Total Net Paid (Cols. 4 - 5 + 6 - 7 + 8 - 9)	
				4  Direct and Assumed	5  Ceded	6  Direct and Assumed	7  Ceded	8  Direct and Assumed	9  Ceded			
1. Prior.....	.....XXX.....	.....XXX.....	.....XXX.....	.....	.....	.....	.....	.....	.....	.....	.....0	.....XXX.....
2. 2016.....	.....	.....	.....0	.....	.....	.....	.....	.....	.....	.....	.....0	.....XXX.....
3. 2017.....	.....	.....	.....0	.....	.....	.....	.....	.....	.....	.....	.....0	.....XXX.....
4. Totals.....	.....XXX.....	.....XXX.....	.....XXX.....	.....0	.....0	.....0	.....0	.....0	.....0	.....0	.....0	.....XXX.....

	Losses Unpaid				Defense and Cost Containment Unpaid				Adjusting and Other Unpaid		23  Salvage and Subrogation Anticipated	24 Total Net Losses and Expenses Unpaid	25 Number of Claims Outstanding- Direct and Assumed
	Case Basis		Bulk + IBNR		Case Basis		Bulk + IBNR		21  Direct and Assumed	22  Ceded			
	13  Direct and Assumed	14  Ceded	15  Direct and Assumed	16  Ceded	17  Direct and Assumed	18  Ceded	19  Direct and Assumed	20  Ceded					
1. Prior.....												.....0	.....
2. 2016.....												.....0	.....
3. 2017.....												.....0	.....
4. Totals..	.....0	.....0	.....0	.....0	.....0	.....0	.....0	.....0	.....0	.....0	.....0	.....0	.....0

NONE

	Total Losses and Loss Expenses Incurred			Loss and Loss Expense Percentage (Incurred/Premiums Earned)			Nontabular Discount		34  Inter-Company Pooling Participation Percentage	Net Balance Sheet Reserves after Discount	
	26 Direct and Assumed	27 Ceded	28 Net	29 Direct and Assumed	30 Ceded	31 Net	32 Loss	33 Loss Expense		35 Losses Unpaid	36 Loss Expenses Unpaid
1. Prior..	.....XXX.....	.....XXX.....	.....XXX.....	.....XXX.....	.....XXX.....	.....XXX.....			.....XXX.....	.....0	.....0
2. 2016.	.....0	.....0	.....0	.....0.0	.....0.0	.....0.0				.....0	.....0
3. 2017.	.....0	.....0	.....0	.....0.0	.....0.0	.....0.0				.....0	.....0
4. Totals	.....XXX.....	.....XXX.....	.....XXX.....	.....XXX.....	.....XXX.....	.....XXX.....	.....0	.....0	.....XXX.....	.....0	.....0



**SCHEDULE P - PART 1T - WARRANTY**  
(\$000 omitted)

Years in Which Premiums Were Earned and Losses Were Incurred	Premiums Earned			Loss and Loss Expense Payments								12 Number of Claims Reported- Direct and Assumed
	1  Direct and Assumed	2  Ceded	3  Net (Cols. 1 - 2)	Loss Payments		Defense and Cost Containment Payments		Adjusting and Other Payments		10  Salvage and Subrogation Received	11  Total Net Paid (Cols. 4 - 5 + 6 - 7 + 8 - 9)	
				4  Direct and Assumed	5  Ceded	6  Direct and Assumed	7  Ceded	8  Direct and Assumed	9  Ceded			
1. Prior.....	.....XXX.....	.....XXX.....	.....XXX.....	.....	.....	.....	.....	.....	.....	.....	.....0	.....XXX.....
2. 2016.....	.....	.....	.....0	.....	.....	.....	.....	.....	.....	.....	.....0	.....
3. 2017.....	.....	.....	.....0	.....	.....	.....	.....	.....	.....	.....	.....0	.....
4. Totals....	.....XXX.....	.....XXX.....	.....XXX.....	.....0	.....0	.....0	.....0	.....0	.....0	.....0	.....0	.....XXX.....

	Losses Unpaid				Defense and Cost Containment Unpaid				Adjusting and Other Unpaid		23  Salvage and Subrogation Anticipated	24 Total Net Losses and Expenses Unpaid	25 Number of Claims Outstanding-Direct and Assumed
	Case Basis		Bulk + IBNR		Case Basis		Bulk + IBNR		21  Direct and Assumed	22  Ceded			
	13  Direct and Assumed	14  Ceded	15  Direct and Assumed	16  Ceded	17  Direct and Assumed	18  Ceded	19  Direct and Assumed	20  Ceded					
1. Prior.....												.....0	
2. 2016.....												.....0	
3. 2017.....												.....0	
4. Totals...	.....0	.....0	.....0	.....0	.....0	.....0	.....0	.....0	.....0	.....0	.....0	.....0	.....0

	Total Losses and Loss Expenses Incurred			Loss and Loss Expense Percentage (Incurred/Premiums Earned)			Nontabular Discount		34	Net Balance Sheet Reserves after Discount	
	26 Direct and Assumed	27 Ceded	28 Net	29 Direct and Assumed	30 Ceded	31 Net	32 Loss	33 Loss Expense	Inter-Company Pooling Participation Percentage	35 Losses Unpaid	36 Loss Expenses Unpaid
1. Prior..	.....XXX.....	.....XXX.....	.....XXX.....	.....XXX.....	.....XXX.....	.....XXX.....			.....XXX.....	.....0	.....0
2. 2016..	.....0	.....0	.....0	.....0.0	.....0.0	.....0.0				.....0	.....0
3. 2017..	.....0	.....0	.....0	.....0.0	.....0.0	.....0.0				.....0	.....0
4. Totals	.....XXX.....	.....XXX.....	.....XXX.....	.....XXX.....	.....XXX.....	.....XXX.....	.....0	.....0	.....XXX.....	.....0	.....0

**SCHEDULE P - PART 2A - HOMEOWNERS/FAROWNERS**

Years in Which Losses Were Incurred	Incurred Net Losses and Defense and Cost Containment Expenses Reported at Year End (\$000 omitted)										Development	
	1	2	3	4	5	6	7	8	9	10	11	12
	2008	2009	2010	2011	2012	2013	2014	2015	2016	2017	One Year	Two Year
1. Prior.....											.....0	.....0
2. 2008.....											.....0	.....0
3. 2009.....	...XXX...										.....0	.....0
4. 2010.....	...XXX...	...XXX...									.....0	.....0
5. 2011.....	...XXX...	...XXX...	...XXX...								.....0	.....0
6. 2012.....	...XXX...	...XXX...	...XXX...	...XXX...							.....0	.....0
7. 2013.....	...XXX...	...XXX...	...XXX...	...XXX...	...XXX...						.....0	.....0
8. 2014.....	...XXX...	...XXX...	...XXX...	...XXX...	...XXX...	...XXX...					.....0	.....0
9. 2015.....	...XXX...	...XXX...	...XXX...	...XXX...	...XXX...	...XXX...	...XXX...				.....0	.....0
10. 2016.....	...XXX...	...XXX...	...XXX...	...XXX...	...XXX...	...XXX...	...XXX...	...XXX...		.....(0)	.....(0)	...XXX...
11. 2017.....	...XXX...	...XXX...	...XXX...	...XXX...	...XXX...	...XXX...	...XXX...	...XXX...	...XXX...		...XXX...	...XXX...
12. Totals											.....(0)	.....0

**SCHEDULE P - PART 2B - PRIVATE PASSENGER AUTO LIABILITY/MEDICAL**

1. Prior.....											.....0	.....0
2. 2008.....											.....0	.....0
3. 2009.....	...XXX...										.....0	.....0
4. 2010.....	...XXX...	...XXX...									.....0	.....0
5. 2011.....	...XXX...	...XXX...	...XXX...								.....0	.....0
6. 2012.....	...XXX...	...XXX...	...XXX...	...XXX...							.....0	.....0
7. 2013.....	...XXX...	...XXX...	...XXX...	...XXX...	...XXX...						.....0	.....0
8. 2014.....	...XXX...	...XXX...	...XXX...	...XXX...	...XXX...	...XXX...					.....0	.....0
9. 2015.....	...XXX...	...XXX...	...XXX...	...XXX...	...XXX...	...XXX...	...XXX...				.....0	.....0
10. 2016.....	...XXX...	...XXX...	...XXX...	...XXX...	...XXX...	...XXX...	...XXX...	...XXX...			.....0	...XXX...
11. 2017.....	...XXX...	...XXX...	...XXX...	...XXX...	...XXX...	...XXX...	...XXX...	...XXX...	...XXX...		...XXX...	...XXX...
12. Totals											.....0	.....0

**SCHEDULE P - PART 2C - COMMERCIAL AUTO/TRUCK LIABILITY/MEDICAL**

1. Prior.....											.....0	.....0
2. 2008.....											.....0	.....0
3. 2009.....	...XXX...										.....0	.....0
4. 2010.....	...XXX...	...XXX...									.....0	.....0
5. 2011.....	...XXX...	...XXX...	...XXX...								.....0	.....0
6. 2012.....	...XXX...	...XXX...	...XXX...	...XXX...							.....0	.....0
7. 2013.....	...XXX...	...XXX...	...XXX...	...XXX...	...XXX...						.....0	.....0
8. 2014.....	...XXX...	...XXX...	...XXX...	...XXX...	...XXX...	...XXX...					.....0	.....0
9. 2015.....	...XXX...	...XXX...	...XXX...	...XXX...	...XXX...	...XXX...	...XXX...				.....0	.....0
10. 2016.....	...XXX...	...XXX...	...XXX...	...XXX...	...XXX...	...XXX...	...XXX...	...XXX...			.....0	...XXX...
11. 2017.....	...XXX...	...XXX...	...XXX...	...XXX...	...XXX...	...XXX...	...XXX...	...XXX...	...XXX...		...XXX...	...XXX...
12. Totals											.....0	.....0

**SCHEDULE P - PART 2D - WORKERS' COMPENSATION  
(EXCLUDING EXCESS WORKERS' COMPENSATION)**

1. Prior.....											.....0	.....0
2. 2008.....											.....0	.....0
3. 2009.....	...XXX...										.....0	.....0
4. 2010.....	...XXX...	...XXX...									.....0	.....0
5. 2011.....	...XXX...	...XXX...	...XXX...								.....0	.....0
6. 2012.....	...XXX...	...XXX...	...XXX...	...XXX...							.....0	.....0
7. 2013.....	...XXX...	...XXX...	...XXX...	...XXX...	...XXX...						.....0	.....0
8. 2014.....	...XXX...	...XXX...	...XXX...	...XXX...	...XXX...	...XXX...					.....0	.....0
9. 2015.....	...XXX...	...XXX...	...XXX...	...XXX...	...XXX...	...XXX...	...XXX...				.....0	.....0
10. 2016.....	...XXX...	...XXX...	...XXX...	...XXX...	...XXX...	...XXX...	...XXX...	...XXX...			.....0	...XXX...
11. 2017.....	...XXX...	...XXX...	...XXX...	...XXX...	...XXX...	...XXX...	...XXX...	...XXX...	...XXX...		...XXX...	...XXX...
12. Totals											.....0	.....0

**SCHEDULE P - PART 2E - COMMERCIAL MULTIPLE PERIL**

1. Prior.....											.....0	.....0
2. 2008.....											.....0	.....0
3. 2009.....	...XXX...										.....0	.....0
4. 2010.....	...XXX...	...XXX...									.....0	.....0
5. 2011.....	...XXX...	...XXX...	...XXX...								.....0	.....0
6. 2012.....	...XXX...	...XXX...	...XXX...	...XXX...							.....0	.....0
7. 2013.....	...XXX...	...XXX...	...XXX...	...XXX...	...XXX...						.....0	.....0
8. 2014.....	...XXX...	...XXX...	...XXX...	...XXX...	...XXX...	...XXX...					.....0	.....0
9. 2015.....	...XXX...	...XXX...	...XXX...	...XXX...	...XXX...	...XXX...	...XXX...				.....0	.....0
10. 2016.....	...XXX...	...XXX...	...XXX...	...XXX...	...XXX...	...XXX...	...XXX...	...XXX...			.....0	...XXX...
11. 2017.....	...XXX...	...XXX...	...XXX...	...XXX...	...XXX...	...XXX...	...XXX...	...XXX...	...XXX...		...XXX...	...XXX...
12. Totals											.....0	.....0

**SCHEDULE P - PART 2F - SECTION 1 - MEDICAL PROFESSIONAL LIABILITY - OCCURRENCE**

Years in Which Losses Were Incurred	Incurred Net Losses and Defense and Cost Containment Expenses Reported at Year End (\$000 omitted)										Development	
	1	2	3	4	5	6	7	8	9	10	11	12
	2008	2009	2010	2011	2012	2013	2014	2015	2016	2017	One Year	Two Year
1. Prior.....											.....0	.....0
2. 2008.....											.....0	.....0
3. 2009.....	...XXX...										.....0	.....0
4. 2010.....	...XXX...	...XXX...									.....0	.....0
5. 2011.....	...XXX...	...XXX...	...XXX...								.....0	.....0
6. 2012.....	...XXX...	...XXX...	...XXX...	...XXX...							.....0	.....0
7. 2013.....	...XXX...	...XXX...	...XXX...	...XXX...	...XXX...						.....0	.....0
8. 2014.....	...XXX...	...XXX...	...XXX...	...XXX...	...XXX...	...XXX...					.....0	.....0
9. 2015.....	...XXX...	...XXX...	...XXX...	...XXX...	...XXX...	...XXX...	...XXX...				.....0	.....0
10. 2016.....	...XXX...	...XXX...	...XXX...	...XXX...	...XXX...	...XXX...	...XXX...	...XXX...			.....0	...XXX...
11. 2017.....	...XXX...	...XXX...	...XXX...	...XXX...	...XXX...	...XXX...	...XXX...	...XXX...	...XXX...		...XXX...	...XXX...
12. Totals											.....0	.....0

**SCHEDULE P - PART 2F - SECTION 2 - MEDICAL PROFESSIONAL LIABILITY - CLAIMS-MADE**

1. Prior.....											.....0	.....0
2. 2008.....											.....0	.....0
3. 2009.....	...XXX...										.....0	.....0
4. 2010.....	...XXX...	...XXX...									.....0	.....0
5. 2011.....	...XXX...	...XXX...	...XXX...								.....0	.....0
6. 2012.....	...XXX...	...XXX...	...XXX...	...XXX...							.....0	.....0
7. 2013.....	...XXX...	...XXX...	...XXX...	...XXX...	...XXX...						.....0	.....0
8. 2014.....	...XXX...	...XXX...	...XXX...	...XXX...	...XXX...	...XXX...					.....0	.....0
9. 2015.....	...XXX...	...XXX...	...XXX...	...XXX...	...XXX...	...XXX...	...XXX...				.....0	.....0
10. 2016.....	...XXX...	...XXX...	...XXX...	...XXX...	...XXX...	...XXX...	...XXX...	...XXX...			.....0	...XXX...
11. 2017.....	...XXX...	...XXX...	...XXX...	...XXX...	...XXX...	...XXX...	...XXX...	...XXX...	...XXX...		...XXX...	...XXX...
12. Totals											.....0	.....0

**SCHEDULE P - PART 2G - SPECIAL LIABILITY (OCEAN MARINE, AIRCRAFT (ALL PERILS), BOILER & MACHINERY)**

1. Prior.....											.....0	.....0
2. 2008.....											.....0	.....0
3. 2009.....	...XXX...										.....0	.....0
4. 2010.....	...XXX...	...XXX...									.....0	.....0
5. 2011.....	...XXX...	...XXX...	...XXX...								.....0	.....0
6. 2012.....	...XXX...	...XXX...	...XXX...	...XXX...							.....0	.....0
7. 2013.....	...XXX...	...XXX...	...XXX...	...XXX...	...XXX...						.....0	.....0
8. 2014.....	...XXX...	...XXX...	...XXX...	...XXX...	...XXX...	...XXX...					.....0	.....0
9. 2015.....	...XXX...	...XXX...	...XXX...	...XXX...	...XXX...	...XXX...	...XXX...				.....0	.....0
10. 2016.....	...XXX...	...XXX...	...XXX...	...XXX...	...XXX...	...XXX...	...XXX...	...XXX...			.....0	...XXX...
11. 2017.....	...XXX...	...XXX...	...XXX...	...XXX...	...XXX...	...XXX...	...XXX...	...XXX...	...XXX...		...XXX...	...XXX...
12. Totals											.....0	.....0

**SCHEDULE P - PART 2H - SECTION 1 - OTHER LIABILITY - OCCURRENCE**

1. Prior.....											.....0	.....0
2. 2008.....											.....0	.....0
3. 2009.....	...XXX...										.....0	.....0
4. 2010.....	...XXX...	...XXX...									.....0	.....0
5. 2011.....	...XXX...	...XXX...	...XXX...								.....0	.....0
6. 2012.....	...XXX...	...XXX...	...XXX...	...XXX...							.....0	.....0
7. 2013.....	...XXX...	...XXX...	...XXX...	...XXX...	...XXX...						.....0	.....0
8. 2014.....	...XXX...	...XXX...	...XXX...	...XXX...	...XXX...	...XXX...					.....0	.....0
9. 2015.....	...XXX...	...XXX...	...XXX...	...XXX...	...XXX...	...XXX...	...XXX...				.....0	.....0
10. 2016.....	...XXX...	...XXX...	...XXX...	...XXX...	...XXX...	...XXX...	...XXX...	...XXX...			.....0	...XXX...
11. 2017.....	...XXX...	...XXX...	...XXX...	...XXX...	...XXX...	...XXX...	...XXX...	...XXX...	...XXX...		...XXX...	...XXX...
12. Totals											.....0	.....0

**SCHEDULE P - PART 2H - SECTION 2 - OTHER LIABILITY - CLAIMS-MADE**

1. Prior.....											.....0	.....0
2. 2008.....											.....0	.....0
3. 2009.....	...XXX...										.....0	.....0
4. 2010.....	...XXX...	...XXX...									.....0	.....0
5. 2011.....	...XXX...	...XXX...	...XXX...								.....0	.....0
6. 2012.....	...XXX...	...XXX...	...XXX...	...XXX...							.....0	.....0
7. 2013.....	...XXX...	...XXX...	...XXX...	...XXX...	...XXX...						.....0	.....0
8. 2014.....	...XXX...	...XXX...	...XXX...	...XXX...	...XXX...	...XXX...					.....0	.....0
9. 2015.....	...XXX...	...XXX...	...XXX...	...XXX...	...XXX...	...XXX...	...XXX...				.....0	.....0
10. 2016.....	...XXX...	...XXX...	...XXX...	...XXX...	...XXX...	...XXX...	...XXX...	...XXX...			.....0	...XXX...
11. 2017.....	...XXX...	...XXX...	...XXX...	...XXX...	...XXX...	...XXX...	...XXX...	...XXX...	...XXX...		...XXX...	...XXX...
12. Totals											.....0	.....0

**SCHEDULE P - PART 2I - SPECIAL PROPERTY (FIRE, ALLIED LINES, INLAND MARINE, EARTHQUAKE, BURGLARY AND THEFT)**

Years in Which Losses Were Incurred	Incurred Net Losses and Defense and Cost Containment Expenses Reported at Year End (\$000 omitted)										Development	
	1	2	3	4	5	6	7	8	9	10	11	12
	2008	2009	2010	2011	2012	2013	2014	2015	2016	2017	One Year	Two Year
1. Prior.....	XXX.....	XXX.....	XXX.....	XXX.....	XXX.....	XXX.....	XXX.....				0	0
2. 2016.....	XXX.....	XXX.....	XXX.....	XXX.....	XXX.....	XXX.....	XXX.....	XXX.....			0	XXX.....
3. 2017.....	XXX.....	XXX.....	XXX.....	XXX.....	XXX.....	XXX.....	XXX.....	XXX.....	XXX.....		XXX.....	XXX.....
4. Totals											0	0

**SCHEDULE P - PART 2J - AUTO PHYSICAL DAMAGE**

1. Prior.....	XXX.....	XXX.....	XXX.....	XXX.....	XXX.....	XXX.....	XXX.....				0	0
2. 2016.....	XXX.....	XXX.....	XXX.....	XXX.....	XXX.....	XXX.....	XXX.....	XXX.....			0	XXX.....
3. 2017.....	XXX.....	XXX.....	XXX.....	XXX.....	XXX.....	XXX.....	XXX.....	XXX.....	XXX.....		XXX.....	XXX.....
4. Totals											0	0

**SCHEDULE P - PART 2K - FIDELITY/SURETY**

1. Prior.....	XXX.....	XXX.....	XXX.....	XXX.....	XXX.....	XXX.....	XXX.....				0	0
2. 2016.....	XXX.....	XXX.....	XXX.....	XXX.....	XXX.....	XXX.....	XXX.....	XXX.....			0	XXX.....
3. 2017.....	XXX.....	XXX.....	XXX.....	XXX.....	XXX.....	XXX.....	XXX.....	XXX.....	XXX.....		XXX.....	XXX.....
4. Totals											0	0

**SCHEDULE P - PART 2L - OTHER (INCLUDING CREDIT, ACCIDENT AND HEALTH)**

1. Prior.....	XXX.....	XXX.....	XXX.....	XXX.....	XXX.....	XXX.....	XXX.....				0	0
2. 2016.....	XXX.....	XXX.....	XXX.....	XXX.....	XXX.....	XXX.....	XXX.....	XXX.....			0	XXX.....
3. 2017.....	XXX.....	XXX.....	XXX.....	XXX.....	XXX.....	XXX.....	XXX.....	XXX.....	XXX.....		XXX.....	XXX.....
4. Totals											0	0

**SCHEDULE P - PART 2M - INTERNATIONAL**

1. Prior.....											0	0
2. 2008.....											0	0
3. 2009.....	XXX.....										0	0
4. 2010.....	XXX.....	XXX.....									0	0
5. 2011.....	XXX.....	XXX.....	XXX.....								0	0
6. 2012.....	XXX.....	XXX.....	XXX.....	XXX.....							0	0
7. 2013.....	XXX.....	XXX.....	XXX.....	XXX.....	XXX.....						0	0
8. 2014.....	XXX.....	XXX.....	XXX.....	XXX.....	XXX.....	XXX.....					0	0
9. 2015.....	XXX.....	XXX.....	XXX.....	XXX.....	XXX.....	XXX.....	XXX.....				0	0
10. 2016.....	XXX.....	XXX.....	XXX.....	XXX.....	XXX.....	XXX.....	XXX.....	XXX.....			0	XXX.....
11. 2017.....	XXX.....	XXX.....	XXX.....	XXX.....	XXX.....	XXX.....	XXX.....	XXX.....	XXX.....		XXX.....	XXX.....
12. Totals											0	0

**SCHEDULE P - PART 2N - REINSURANCE**

NONPROPORTIONAL ASSUMED PROPERTY

Years in Which Losses Were Incurred	Incurred Net Losses and Defense and Cost Containment Expenses Reported at Year End (\$000 omitted)										Development	
	1	2	3	4	5	6	7	8	9	10	11	12
	2008	2009	2010	2011	2012	2013	2014	2015	2016	2017	One Year	Two Year
1. Prior.....											.....0	.....0
2. 2008.....											.....0	.....0
3. 2009.....	.....XXX.....										.....0	.....0
4. 2010.....	.....XXX.....	.....XXX.....									.....0	.....0
5. 2011.....	.....XXX.....	.....XXX.....	.....XXX.....								.....0	.....0
6. 2012.....	.....XXX.....	.....XXX.....	.....XXX.....	.....XXX.....							.....0	.....0
7. 2013.....	.....XXX.....	.....XXX.....	.....XXX.....	.....XXX.....	.....XXX.....						.....0	.....0
8. 2014.....	.....XXX.....	.....XXX.....	.....XXX.....	.....XXX.....	.....XXX.....	.....XXX.....					.....0	.....0
9. 2015.....	.....XXX.....	.....XXX.....	.....XXX.....	.....XXX.....	.....XXX.....	.....XXX.....	.....XXX.....				.....0	.....0
10. 2016.....	.....XXX.....	.....XXX.....	.....XXX.....	.....XXX.....	.....XXX.....	.....XXX.....	.....XXX.....	.....XXX.....			.....0	.....XXX.....
11. 2017.....	.....XXX.....	.....XXX.....	.....XXX.....	.....XXX.....	.....XXX.....	.....XXX.....	.....XXX.....	.....XXX.....	.....XXX.....		.....XXX.....	.....XXX.....
12. Totals											.....0	.....0

**SCHEDULE P - PART 2O - REINSURANCE**

NONPROPORTIONAL ASSUMED LIABILITY

1. Prior.....											.....0	.....0
2. 2008.....											.....0	.....0
3. 2009.....	.....XXX.....										.....0	.....0
4. 2010.....	.....XXX.....	.....XXX.....									.....0	.....0
5. 2011.....	.....XXX.....	.....XXX.....	.....XXX.....								.....0	.....0
6. 2012.....	.....XXX.....	.....XXX.....	.....XXX.....	.....XXX.....							.....0	.....0
7. 2013.....	.....XXX.....	.....XXX.....	.....XXX.....	.....XXX.....	.....XXX.....						.....0	.....0
8. 2014.....	.....XXX.....	.....XXX.....	.....XXX.....	.....XXX.....	.....XXX.....	.....XXX.....					.....0	.....0
9. 2015.....	.....XXX.....	.....XXX.....	.....XXX.....	.....XXX.....	.....XXX.....	.....XXX.....	.....XXX.....				.....0	.....0
10. 2016.....	.....XXX.....	.....XXX.....	.....XXX.....	.....XXX.....	.....XXX.....	.....XXX.....	.....XXX.....	.....XXX.....			.....0	.....XXX.....
11. 2017.....	.....XXX.....	.....XXX.....	.....XXX.....	.....XXX.....	.....XXX.....	.....XXX.....	.....XXX.....	.....XXX.....	.....XXX.....		.....XXX.....	.....XXX.....
12. Totals											.....0	.....0

**SCHEDULE P - PART 2P - REINSURANCE**

NONPROPORTIONAL ASSUMED FINANCIAL LINES

1. Prior.....											.....0	.....0
2. 2008.....											.....0	.....0
3. 2009.....	.....XXX.....										.....0	.....0
4. 2010.....	.....XXX.....	.....XXX.....									.....0	.....0
5. 2011.....	.....XXX.....	.....XXX.....	.....XXX.....								.....0	.....0
6. 2012.....	.....XXX.....	.....XXX.....	.....XXX.....	.....XXX.....							.....0	.....0
7. 2013.....	.....XXX.....	.....XXX.....	.....XXX.....	.....XXX.....	.....XXX.....						.....0	.....0
8. 2014.....	.....XXX.....	.....XXX.....	.....XXX.....	.....XXX.....	.....XXX.....	.....XXX.....					.....0	.....0
9. 2015.....	.....XXX.....	.....XXX.....	.....XXX.....	.....XXX.....	.....XXX.....	.....XXX.....	.....XXX.....				.....0	.....0
10. 2016.....	.....XXX.....	.....XXX.....	.....XXX.....	.....XXX.....	.....XXX.....	.....XXX.....	.....XXX.....	.....XXX.....			.....0	.....XXX.....
11. 2017.....	.....XXX.....	.....XXX.....	.....XXX.....	.....XXX.....	.....XXX.....	.....XXX.....	.....XXX.....	.....XXX.....	.....XXX.....		.....XXX.....	.....XXX.....
12. Totals											.....0	.....0

**SCHEDULE P - PART 2R - SECTION 1 - PRODUCTS LIABILITY - OCCURRENCE**

Years in Which Losses Were Incurred	Incurred Net Losses and Defense and Cost Containment Expenses Reported at Year End (\$000 omitted)										Development	
	1	2	3	4	5	6	7	8	9	10	11	12
	2008	2009	2010	2011	2012	2013	2014	2015	2016	2017	One Year	Two Year
1. Prior.....											.....0	.....0
2. 2008.....											.....0	.....0
3. 2009.....	...XXX.....										.....0	.....0
4. 2010.....	...XXX.....	...XXX.....									.....0	.....0
5. 2011.....	...XXX.....	...XXX.....	...XXX.....								.....0	.....0
6. 2012.....	...XXX.....	...XXX.....	...XXX.....	...XXX.....							.....0	.....0
7. 2013.....	...XXX.....	...XXX.....	...XXX.....	...XXX.....	...XXX.....						.....0	.....0
8. 2014.....	...XXX.....	...XXX.....	...XXX.....	...XXX.....	...XXX.....	...XXX.....					.....0	.....0
9. 2015.....	...XXX.....	...XXX.....	...XXX.....	...XXX.....	...XXX.....	...XXX.....	...XXX.....				.....0	.....0
10. 2016.....	...XXX.....	...XXX.....	...XXX.....	...XXX.....	...XXX.....	...XXX.....	...XXX.....	...XXX.....			.....0	...XXX.....
11. 2017.....	...XXX.....	...XXX.....	...XXX.....	...XXX.....	...XXX.....	...XXX.....	...XXX.....	...XXX.....	...XXX.....		...XXX.....	...XXX.....
12. Totals											.....0	.....0

**SCHEDULE P - PART 2R - SECTION 2 - PRODUCTS LIABILITY - CLAIMS-MADE**

1. Prior.....											.....0	.....0
2. 2008.....											.....0	.....0
3. 2009.....	...XXX.....										.....0	.....0
4. 2010.....	...XXX.....	...XXX.....									.....0	.....0
5. 2011.....	...XXX.....	...XXX.....	...XXX.....								.....0	.....0
6. 2012.....	...XXX.....	...XXX.....	...XXX.....	...XXX.....							.....0	.....0
7. 2013.....	...XXX.....	...XXX.....	...XXX.....	...XXX.....	...XXX.....						.....0	.....0
8. 2014.....	...XXX.....	...XXX.....	...XXX.....	...XXX.....	...XXX.....	...XXX.....					.....0	.....0
9. 2015.....	...XXX.....	...XXX.....	...XXX.....	...XXX.....	...XXX.....	...XXX.....	...XXX.....				.....0	.....0
10. 2016.....	...XXX.....	...XXX.....	...XXX.....	...XXX.....	...XXX.....	...XXX.....	...XXX.....	...XXX.....			.....0	...XXX.....
11. 2017.....	...XXX.....	...XXX.....	...XXX.....	...XXX.....	...XXX.....	...XXX.....	...XXX.....	...XXX.....	...XXX.....		...XXX.....	...XXX.....
12. Totals											.....0	.....0

**SCHEDULE P - PART 2S - FINANCIAL GUARANTY/MORTGAGE GUARANTY**

1. Prior.....	...XXX.....	...XXX.....	...XXX.....	...XXX.....	...XXX.....	...XXX.....					.....0	.....0
2. 2016.....	...XXX.....	...XXX.....	...XXX.....	...XXX.....	...XXX.....	...XXX.....	...XXX.....				.....0	...XXX.....
3. 2017.....	...XXX.....	...XXX.....	...XXX.....	...XXX.....	...XXX.....	...XXX.....	...XXX.....	...XXX.....	...XXX.....		...XXX.....	...XXX.....
4. Totals											.....0	.....0

**SCHEDULE P - PART 2T - WARRANTY**

1. Prior.....	...XXX.....	...XXX.....	...XXX.....	...XXX.....	...XXX.....	...XXX.....					.....0	.....0
2. 2016.....	...XXX.....	...XXX.....	...XXX.....	...XXX.....	...XXX.....	...XXX.....	...XXX.....				.....0	...XXX.....
3. 2017.....	...XXX.....	...XXX.....	...XXX.....	...XXX.....	...XXX.....	...XXX.....	...XXX.....	...XXX.....	...XXX.....		...XXX.....	...XXX.....
4. Totals											.....0	.....0

**SCHEDULE P - PART 3A - HOMEOWNERS/FARMOWNERS**

Years in Which Losses Were Incurred	Cumulative Paid Net Losses and Defense and Cost Containment Expenses Reported at Year End (\$000 omitted)										11 Number of Claims Closed With Loss Payment	12 Number of Claims Closed Without Loss Payment
	1	2	3	4	5	6	7	8	9	10		
	2008	2009	2010	2011	2012	2013	2014	2015	2016	2017		
1. Prior.....	.000.....	.....	.....	.....	.....	.....	.....	.....	.....	.....	22	5
2. 2008.....	.....	.....	.....	.....	.....	.....	.....	.....	.....	.....	4	.....
3. 2009.....	.XXX.....	.....	.....	.....	.....	.....	.....	.....	.....	.....	6	2
4. 2010.....	.XXX.....	.XXX.....	.....	.....	.....	.....	.....	.....	.....	.....	13	2
5. 2011.....	.XXX.....	.XXX.....	.XXX.....	.....	.....	.....	.....	.....	.....	.....	6	2
6. 2012.....	.XXX.....	.XXX.....	.XXX.....	.XXX.....	.....	.....	.....	.....	.....	.....	6	9
7. 2013.....	.XXX.....	.XXX.....	.XXX.....	.XXX.....	.XXX.....	.....	.....	.....	.....	.....	5	5
8. 2014.....	.XXX.....	.XXX.....	.XXX.....	.XXX.....	.XXX.....	.XXX.....	.....	.....	.....	.....	10	10
9. 2015.....	.XXX.....	.XXX.....	.XXX.....	.XXX.....	.XXX.....	.XXX.....	.XXX.....	.....	.....	.....	21	10
10. 2016.....	.XXX.....	.XXX.....	.XXX.....	.XXX.....	.XXX.....	.XXX.....	.XXX.....	.XXX.....	.....	.....	13	9
11. 2017.....	.XXX.....	.XXX.....	.XXX.....	.XXX.....	.XXX.....	.XXX.....	.XXX.....	.XXX.....	.XXX.....	.....	6	2

**SCHEDULE P - PART 3B - PRIVATE PASSENGER AUTO LIABILITY/MEDICAL**

1. Prior.....	.000.....	.....	.....	.....	.....	.....	.....	.....	.....	.....	.....	.....
2. 2008.....	.....	.....	.....	.....	.....	.....	.....	.....	.....	.....	.....	.....
3. 2009.....	.XXX.....	.....	.....	.....	.....	.....	.....	.....	.....	.....	.....	.....
4. 2010.....	.XXX.....	.XXX.....	.....	.....	.....	.....	.....	.....	.....	.....	.....	.....
5. 2011.....	.XXX.....	.XXX.....	.XXX.....	.....	.....	.....	.....	.....	.....	.....	.....	.....
6. 2012.....	.XXX.....	.XXX.....	.XXX.....	.XXX.....	.....	.....	.....	.....	.....	.....	.....	.....
7. 2013.....	.XXX.....	.XXX.....	.XXX.....	.XXX.....	.XXX.....	.....	.....	.....	.....	.....	.....	.....
8. 2014.....	.XXX.....	.XXX.....	.XXX.....	.XXX.....	.XXX.....	.XXX.....	.....	.....	.....	.....	.....	.....
9. 2015.....	.XXX.....	.XXX.....	.XXX.....	.XXX.....	.XXX.....	.XXX.....	.XXX.....	.....	.....	.....	.....	.....
10. 2016.....	.XXX.....	.XXX.....	.XXX.....	.XXX.....	.XXX.....	.XXX.....	.XXX.....	.XXX.....	.....	.....	.....	.....
11. 2017.....	.XXX.....	.XXX.....	.XXX.....	.XXX.....	.XXX.....	.XXX.....	.XXX.....	.XXX.....	.XXX.....	.....	.....	.....

NONE

**SCHEDULE P - PART 3C - COMMERCIAL AUTO/TRUCK LIABILITY/MEDICAL**

1. Prior.....	.000.....	.....	.....	.....	.....	.....	.....	.....	.....	.....	9,039	3,118
2. 2008.....	.....	.....	.....	.....	.....	.....	.....	.....	.....	.....	580	67
3. 2009.....	.XXX.....	.....	.....	.....	.....	.....	.....	.....	.....	.....	475	109
4. 2010.....	.XXX.....	.XXX.....	.....	.....	.....	.....	.....	.....	.....	.....	448	142
5. 2011.....	.XXX.....	.XXX.....	.XXX.....	.....	.....	.....	.....	.....	.....	.....	457	341
6. 2012.....	.XXX.....	.XXX.....	.XXX.....	.XXX.....	.....	.....	.....	.....	.....	.....	720	539
7. 2013.....	.XXX.....	.XXX.....	.XXX.....	.XXX.....	.XXX.....	.....	.....	.....	.....	.....	727	463
8. 2014.....	.XXX.....	.XXX.....	.XXX.....	.XXX.....	.XXX.....	.XXX.....	.....	.....	.....	.....	660	428
9. 2015.....	.XXX.....	.XXX.....	.XXX.....	.XXX.....	.XXX.....	.XXX.....	.XXX.....	.....	.....	.....	478	384
10. 2016.....	.XXX.....	.XXX.....	.XXX.....	.XXX.....	.XXX.....	.XXX.....	.XXX.....	.XXX.....	.....	.....	472	433
11. 2017.....	.XXX.....	.XXX.....	.XXX.....	.XXX.....	.XXX.....	.XXX.....	.XXX.....	.XXX.....	.XXX.....	.....	323	285

**SCHEDULE P - PART 3D - WORKERS' COMPENSATION  
(EXCLUDING EXCESS WORKERS' COMPENSATION)**

1. Prior.....	.000.....	.....	.....	.....	.....	.....	.....	.....	.....	.....	.....	.....
2. 2008.....	.....	.....	.....	.....	.....	.....	.....	.....	.....	.....	.....	.....
3. 2009.....	.XXX.....	.....	.....	.....	.....	.....	.....	.....	.....	.....	.....	.....
4. 2010.....	.XXX.....	.XXX.....	.....	.....	.....	.....	.....	.....	.....	.....	.....	.....
5. 2011.....	.XXX.....	.XXX.....	.XXX.....	.....	.....	.....	.....	.....	.....	.....	.....	.....
6. 2012.....	.XXX.....	.XXX.....	.XXX.....	.XXX.....	.....	.....	.....	.....	.....	.....	.....	.....
7. 2013.....	.XXX.....	.XXX.....	.XXX.....	.XXX.....	.XXX.....	.....	.....	.....	.....	.....	.....	.....
8. 2014.....	.XXX.....	.XXX.....	.XXX.....	.XXX.....	.XXX.....	.XXX.....	.....	.....	.....	.....	.....	.....
9. 2015.....	.XXX.....	.XXX.....	.XXX.....	.XXX.....	.XXX.....	.XXX.....	.XXX.....	.....	.....	.....	.....	.....
10. 2016.....	.XXX.....	.XXX.....	.XXX.....	.XXX.....	.XXX.....	.XXX.....	.XXX.....	.XXX.....	.....	.....	.....	.....
11. 2017.....	.XXX.....	.XXX.....	.XXX.....	.XXX.....	.XXX.....	.XXX.....	.XXX.....	.XXX.....	.XXX.....	.....	.....	.....

NONE

**SCHEDULE P - PART 3E - COMMERCIAL MULTIPLE PERIL**

1. Prior.....	.000.....	.....	.....	.....	.....	.....	.....	.....	.....	.....	288	303
2. 2008.....	.....	.....	.....	.....	.....	.....	.....	.....	.....	.....	107	25
3. 2009.....	.XXX.....	.....	.....	.....	.....	.....	.....	.....	.....	.....	87	25
4. 2010.....	.XXX.....	.XXX.....	.....	.....	.....	.....	.....	.....	.....	.....	135	79
5. 2011.....	.XXX.....	.XXX.....	.XXX.....	.....	.....	.....	.....	.....	.....	.....	108	120
6. 2012.....	.XXX.....	.XXX.....	.XXX.....	.XXX.....	.....	.....	.....	.....	.....	.....	123	139
7. 2013.....	.XXX.....	.XXX.....	.XXX.....	.XXX.....	.XXX.....	.....	.....	.....	.....	.....	99	99
8. 2014.....	.XXX.....	.XXX.....	.XXX.....	.XXX.....	.XXX.....	.XXX.....	.....	.....	.....	.....	138	137
9. 2015.....	.XXX.....	.XXX.....	.XXX.....	.XXX.....	.XXX.....	.XXX.....	.XXX.....	.....	.....	.....	119	102
10. 2016.....	.XXX.....	.XXX.....	.XXX.....	.XXX.....	.XXX.....	.XXX.....	.XXX.....	.XXX.....	.....	.....	92	95
11. 2017.....	.XXX.....	.XXX.....	.XXX.....	.XXX.....	.XXX.....	.XXX.....	.XXX.....	.XXX.....	.XXX.....	.....	64	45

**SCHEDULE P - PART 3F - SECTION 1 - MEDICAL PROFESSIONAL LIABILITY - OCCURRENCE**

Years in Which Losses Were Incurred	Cumulative Paid Net Losses and Defense and Cost Containment Expenses Reported at Year End (\$000 omitted)										11 Number of Claims Closed With Loss Payment	12 Number of Claims Closed Without Loss Payment
	1	2	3	4	5	6	7	8	9	10		
1. Prior.....	.....000.....											
2. 2008.....												
3. 2009.....	.....XXX.....											
4. 2010.....	.....XXX.....	.....XXX.....										
5. 2011.....	.....XXX.....	.....XXX.....	.....XXX.....									
6. 2012.....	.....XXX.....	.....XXX.....	.....XXX.....	.....XXX.....								
7. 2013.....	.....XXX.....	.....XXX.....	.....XXX.....	.....XXX.....	.....XXX.....							
8. 2014.....	.....XXX.....	.....XXX.....	.....XXX.....	.....XXX.....	.....XXX.....	.....XXX.....						
9. 2015.....	.....XXX.....	.....XXX.....	.....XXX.....	.....XXX.....	.....XXX.....	.....XXX.....	.....XXX.....					
10. 2016.....	.....XXX.....	.....XXX.....	.....XXX.....	.....XXX.....	.....XXX.....	.....XXX.....	.....XXX.....	.....XXX.....	.....XXX.....			
11. 2017.....	.....XXX.....	.....XXX.....	.....XXX.....	.....XXX.....	.....XXX.....	.....XXX.....	.....XXX.....	.....XXX.....	.....XXX.....	.....XXX.....		

**SCHEDULE P - PART 3F - SECTION 2 - MEDICAL PROFESSIONAL LIABILITY - CLAIMS-MADE**

1. Prior.....	.....000.....										.....1.....	
2. 2008.....												
3. 2009.....	.....XXX.....											
4. 2010.....	.....XXX.....	.....XXX.....										
5. 2011.....	.....XXX.....	.....XXX.....	.....XXX.....								.....1.....	.....2.....
6. 2012.....	.....XXX.....	.....XXX.....	.....XXX.....	.....XXX.....								
7. 2013.....	.....XXX.....	.....XXX.....	.....XXX.....	.....XXX.....	.....XXX.....							
8. 2014.....	.....XXX.....	.....XXX.....	.....XXX.....	.....XXX.....	.....XXX.....	.....XXX.....						
9. 2015.....	.....XXX.....	.....XXX.....	.....XXX.....	.....XXX.....	.....XXX.....	.....XXX.....	.....XXX.....					
10. 2016.....	.....XXX.....	.....XXX.....	.....XXX.....	.....XXX.....	.....XXX.....	.....XXX.....	.....XXX.....	.....XXX.....				
11. 2017.....	.....XXX.....	.....XXX.....	.....XXX.....	.....XXX.....	.....XXX.....	.....XXX.....	.....XXX.....	.....XXX.....	.....XXX.....			

**SCHEDULE P - PART 3G - SPECIAL LIABILITY (OCEAN MARINE, AIRCRAFT (ALL PERILS), BOILER AND MACHINERY)**

1. Prior.....	.....000.....										.....XXX.....	.....XXX.....
2. 2008.....											.....XXX.....	.....XXX.....
3. 2009.....	.....XXX.....										.....XXX.....	.....XXX.....
4. 2010.....	.....XXX.....	.....XXX.....									.....XXX.....	.....XXX.....
5. 2011.....	.....XXX.....	.....XXX.....	.....XXX.....								.....XXX.....	.....XXX.....
6. 2012.....	.....XXX.....	.....XXX.....	.....XXX.....	.....XXX.....							.....XXX.....	.....XXX.....
7. 2013.....	.....XXX.....	.....XXX.....	.....XXX.....	.....XXX.....	.....XXX.....						.....XXX.....	.....XXX.....
8. 2014.....	.....XXX.....	.....XXX.....	.....XXX.....	.....XXX.....	.....XXX.....	.....XXX.....					.....XXX.....	.....XXX.....
9. 2015.....	.....XXX.....	.....XXX.....	.....XXX.....	.....XXX.....	.....XXX.....	.....XXX.....	.....XXX.....				.....XXX.....	.....XXX.....
10. 2016.....	.....XXX.....	.....XXX.....	.....XXX.....	.....XXX.....	.....XXX.....	.....XXX.....	.....XXX.....	.....XXX.....			.....XXX.....	.....XXX.....
11. 2017.....	.....XXX.....	.....XXX.....	.....XXX.....	.....XXX.....	.....XXX.....	.....XXX.....	.....XXX.....	.....XXX.....	.....XXX.....		.....XXX.....	.....XXX.....

**SCHEDULE P - PART 3H - SECTION 1 - OTHER LIABILITY - OCCURRENCE**

1. Prior.....	.....000.....										.....802.....	.....911.....
2. 2008.....											.....160.....	.....97.....
3. 2009.....	.....XXX.....										.....119.....	.....101.....
4. 2010.....	.....XXX.....	.....XXX.....									.....110.....	.....65.....
5. 2011.....	.....XXX.....	.....XXX.....	.....XXX.....								.....87.....	.....104.....
6. 2012.....	.....XXX.....	.....XXX.....	.....XXX.....	.....XXX.....							.....95.....	.....124.....
7. 2013.....	.....XXX.....	.....XXX.....	.....XXX.....	.....XXX.....	.....XXX.....						.....123.....	.....129.....
8. 2014.....	.....XXX.....	.....XXX.....	.....XXX.....	.....XXX.....	.....XXX.....	.....XXX.....					.....151.....	.....149.....
9. 2015.....	.....XXX.....	.....XXX.....	.....XXX.....	.....XXX.....	.....XXX.....	.....XXX.....	.....XXX.....				.....96.....	.....101.....
10. 2016.....	.....XXX.....	.....XXX.....	.....XXX.....	.....XXX.....	.....XXX.....	.....XXX.....	.....XXX.....	.....XXX.....			.....38.....	.....59.....
11. 2017.....	.....XXX.....	.....XXX.....	.....XXX.....	.....XXX.....	.....XXX.....	.....XXX.....	.....XXX.....	.....XXX.....	.....XXX.....		.....27.....	.....27.....

**SCHEDULE P - PART 3H - SECTION 2 - OTHER LIABILITY - CLAIMS-MADE**

1. Prior.....	.....000.....										.....117.....	.....143.....
2. 2008.....											.....22.....	.....42.....
3. 2009.....	.....XXX.....										.....90.....	.....86.....
4. 2010.....	.....XXX.....	.....XXX.....									.....128.....	.....154.....
5. 2011.....	.....XXX.....	.....XXX.....	.....XXX.....								.....154.....	.....183.....
6. 2012.....	.....XXX.....	.....XXX.....	.....XXX.....	.....XXX.....							.....224.....	.....285.....
7. 2013.....	.....XXX.....	.....XXX.....	.....XXX.....	.....XXX.....	.....XXX.....						.....215.....	.....168.....
8. 2014.....	.....XXX.....	.....XXX.....	.....XXX.....	.....XXX.....	.....XXX.....	.....XXX.....					.....213.....	.....122.....
9. 2015.....	.....XXX.....	.....XXX.....	.....XXX.....	.....XXX.....	.....XXX.....	.....XXX.....	.....XXX.....				.....195.....	.....90.....
10. 2016.....	.....XXX.....	.....XXX.....	.....XXX.....	.....XXX.....	.....XXX.....	.....XXX.....	.....XXX.....	.....XXX.....			.....128.....	.....59.....
11. 2017.....	.....XXX.....	.....XXX.....	.....XXX.....	.....XXX.....	.....XXX.....	.....XXX.....	.....XXX.....	.....XXX.....	.....XXX.....		.....46.....	.....9.....



**SCHEDULE P - PART 3I - SPECIAL PROPERTY (FIRE, ALLIED LINES, INLAND MARINE, EARTHQUAKE, BURGLARY AND THEFT)**

Years in Which Losses Were Incurred	Cumulative Paid Net Losses and Defense and Containment Expenses Reported at Year End (\$000 omitted)										11	12
	1	2	3	4	5	6	7	8	9	10	Number of Claims Closed With Loss Payment	Number of Claims Closed Without Loss Payment
	2008	2009	2010	2011	2012	2013	2014	2015	2016	2017		
1. Prior.....	...XXX.....	...XXX.....	...XXX.....	...XXX.....	...XXX.....	...XXX.....	...XXX.....	...000.....	.....	.....	...XXX.....	...XXX.....
2. 2016.....	...XXX.....	...XXX.....	...XXX.....	...XXX.....	...XXX.....	...XXX.....	...XXX.....	...XXX.....	.....	.....	...XXX.....	...XXX.....
3. 2017.....	...XXX.....	...XXX.....	...XXX.....	...XXX.....	...XXX.....	...XXX.....	...XXX.....	...XXX.....	...XXX.....	.....	...XXX.....	...XXX.....

**SCHEDULE P - PART 3J - AUTO PHYSICAL DAMAGE**

1. Prior.....	...XXX.....	...XXX.....	...XXX.....	...XXX.....	...XXX.....	...XXX.....	...XXX.....	...000.....	.....	.....	.....1,557	.....654
2. 2016.....	...XXX.....	...XXX.....	...XXX.....	...XXX.....	...XXX.....	...XXX.....	...XXX.....	...XXX.....	.....	.....	.....388	.....194
3. 2017.....	...XXX.....	...XXX.....	...XXX.....	...XXX.....	...XXX.....	...XXX.....	...XXX.....	...XXX.....	...XXX.....	.....	.....379	.....179

**SCHEDULE P - PART 3K - FIDELITY/SURETY**

1. Prior.....	...XXX.....	...XXX.....	...XXX.....	...XXX.....	...XXX.....	...XXX.....	...XXX.....	...000.....	.....	.....	...XXX.....	...XXX.....
2. 2016.....	...XXX.....	...XXX.....	...XXX.....	...XXX.....	...XXX.....	...XXX.....	...XXX.....	...XXX.....	.....	.....	...XXX.....	...XXX.....
3. 2017.....	...XXX.....	...XXX.....	...XXX.....	...XXX.....	...XXX.....	...XXX.....	...XXX.....	...XXX.....	...XXX.....	.....	...XXX.....	...XXX.....

**SCHEDULE P - PART 3L - OTHER (INCLUDING CREDIT, ACCIDENT AND HEALTH)**

1. Prior.....	...XXX.....	...XXX.....	...XXX.....	...XXX.....	...XXX.....	...XXX.....	...XXX.....	...000.....	.....	.....	...XXX.....	...XXX.....
2. 2016.....	...XXX.....	...XXX.....	...XXX.....	...XXX.....	...XXX.....	...XXX.....	...XXX.....	...XXX.....	.....	.....	...XXX.....	...XXX.....
3. 2017.....	...XXX.....	...XXX.....	...XXX.....	...XXX.....	...XXX.....	...XXX.....	...XXX.....	...XXX.....	...XXX.....	.....	...XXX.....	...XXX.....

**SCHEDULE P - PART 3M - INTERNATIONAL**

1. Prior.....	...000.....	.....	.....	.....	.....	.....	.....	.....	.....	.....	...XXX.....	...XXX.....
2. 2008.....	.....	.....	.....	.....	.....	.....	.....	.....	.....	.....	...XXX.....	...XXX.....
3. 2009.....	...XXX.....	.....	.....	.....	.....	.....	.....	.....	.....	.....	...XXX.....	...XXX.....
4. 2010.....	...XXX.....	...XXX.....	.....	.....	.....	.....	.....	.....	.....	.....	...XXX.....	...XXX.....
5. 2011.....	...XXX.....	...XXX.....	...XXX.....	.....	.....	.....	.....	.....	.....	.....	...XXX.....	...XXX.....
6. 2012.....	...XXX.....	...XXX.....	...XXX.....	...XXX.....	.....	.....	.....	.....	.....	.....	...XXX.....	...XXX.....
7. 2013.....	...XXX.....	...XXX.....	...XXX.....	...XXX.....	...XXX.....	.....	.....	.....	.....	.....	...XXX.....	...XXX.....
8. 2014.....	...XXX.....	...XXX.....	...XXX.....	...XXX.....	...XXX.....	...XXX.....	.....	.....	.....	.....	...XXX.....	...XXX.....
9. 2015.....	...XXX.....	...XXX.....	...XXX.....	...XXX.....	...XXX.....	...XXX.....	...XXX.....	.....	.....	.....	...XXX.....	...XXX.....
10. 2016.....	...XXX.....	...XXX.....	...XXX.....	...XXX.....	...XXX.....	...XXX.....	...XXX.....	...XXX.....	.....	.....	...XXX.....	...XXX.....
11. 2017.....	...XXX.....	...XXX.....	...XXX.....	...XXX.....	...XXX.....	...XXX.....	...XXX.....	...XXX.....	...XXX.....	.....	...XXX.....	...XXX.....

**SCHEDULE P - PART 3N - REINSURANCE**

NONPROPORTIONAL ASSUMED PROPERTY

Years in Which Losses Were Incurred	Cumulative Paid Net Losses and Defense and Cost Containment Expenses Reported at Year End (\$000 omitted)										11 Number of Claims Closed With Loss Payment	12 Number of Claims Closed Without Loss Payment
	1	2	3	4	5	6	7	8	9	10		
	2008	2009	2010	2011	2012	2013	2014	2015	2016	2017		
1. Prior.....	.....000.....	.....	.....	.....	.....	.....	.....	.....	.....	.....	...XXX.....	...XXX.....
2. 2008.....	.....	.....	.....	.....	.....	.....	.....	.....	.....	.....	...XXX.....	...XXX.....
3. 2009.....	...XXX.....	.....	.....	.....	.....	.....	.....	.....	.....	.....	...XXX.....	...XXX.....
4. 2010.....	...XXX.....	...XXX.....	.....	.....	.....	.....	.....	.....	.....	.....	...XXX.....	...XXX.....
5. 2011.....	...XXX.....	...XXX.....	...XXX.....	.....	.....	.....	.....	.....	.....	.....	...XXX.....	...XXX.....
6. 2012.....	...XXX.....	...XXX.....	...XXX.....	...XXX.....	.....	.....	.....	.....	.....	.....	...XXX.....	...XXX.....
7. 2013.....	...XXX.....	...XXX.....	...XXX.....	...XXX.....	...XXX.....	.....	.....	.....	.....	.....	...XXX.....	...XXX.....
8. 2014.....	...XXX.....	...XXX.....	...XXX.....	...XXX.....	...XXX.....	...XXX.....	.....	.....	.....	.....	...XXX.....	...XXX.....
9. 2015.....	...XXX.....	...XXX.....	...XXX.....	...XXX.....	...XXX.....	...XXX.....	...XXX.....	.....	.....	.....	...XXX.....	...XXX.....
10. 2016.....	...XXX.....	...XXX.....	...XXX.....	...XXX.....	...XXX.....	...XXX.....	...XXX.....	...XXX.....	.....	.....	...XXX.....	...XXX.....
11. 2017.....	...XXX.....	...XXX.....	...XXX.....	...XXX.....	...XXX.....	...XXX.....	...XXX.....	...XXX.....	...XXX.....	.....	...XXX.....	...XXX.....

**SCHEDULE P - PART 3O - REINSURANCE**

NONPROPORTIONAL ASSUMED LIABILITY

1. Prior.....	.....000.....	.....	.....	.....	.....	.....	.....	.....	.....	.....	...XXX.....	...XXX.....
2. 2008.....	.....	.....	.....	.....	.....	.....	.....	.....	.....	.....	...XXX.....	...XXX.....
3. 2009.....	...XXX.....	.....	.....	.....	.....	.....	.....	.....	.....	.....	...XXX.....	...XXX.....
4. 2010.....	...XXX.....	...XXX.....	.....	.....	.....	.....	.....	.....	.....	.....	...XXX.....	...XXX.....
5. 2011.....	...XXX.....	...XXX.....	...XXX.....	.....	.....	.....	.....	.....	.....	.....	...XXX.....	...XXX.....
6. 2012.....	...XXX.....	...XXX.....	...XXX.....	...XXX.....	.....	.....	.....	.....	.....	.....	...XXX.....	...XXX.....
7. 2013.....	...XXX.....	...XXX.....	...XXX.....	...XXX.....	...XXX.....	.....	.....	.....	.....	.....	...XXX.....	...XXX.....
8. 2014.....	...XXX.....	...XXX.....	...XXX.....	...XXX.....	...XXX.....	...XXX.....	.....	.....	.....	.....	...XXX.....	...XXX.....
9. 2015.....	...XXX.....	...XXX.....	...XXX.....	...XXX.....	...XXX.....	...XXX.....	...XXX.....	.....	.....	.....	...XXX.....	...XXX.....
10. 2016.....	...XXX.....	...XXX.....	...XXX.....	...XXX.....	...XXX.....	...XXX.....	...XXX.....	...XXX.....	.....	.....	...XXX.....	...XXX.....
11. 2017.....	...XXX.....	...XXX.....	...XXX.....	...XXX.....	...XXX.....	...XXX.....	...XXX.....	...XXX.....	...XXX.....	.....	...XXX.....	...XXX.....

**SCHEDULE P - PART 3P - REINSURANCE**

NONPROPORTIONAL ASSUMED FINANCIAL LINES

1. Prior.....	.....000.....	.....	.....	.....	.....	.....	.....	.....	.....	.....	...XXX.....	...XXX.....
2. 2008.....	.....	.....	.....	.....	.....	.....	.....	.....	.....	.....	...XXX.....	...XXX.....
3. 2009.....	...XXX.....	.....	.....	.....	.....	.....	.....	.....	.....	.....	...XXX.....	...XXX.....
4. 2010.....	...XXX.....	...XXX.....	.....	.....	.....	.....	.....	.....	.....	.....	...XXX.....	...XXX.....
5. 2011.....	...XXX.....	...XXX.....	...XXX.....	.....	.....	.....	.....	.....	.....	.....	...XXX.....	...XXX.....
6. 2012.....	...XXX.....	...XXX.....	...XXX.....	...XXX.....	.....	.....	.....	.....	.....	.....	...XXX.....	...XXX.....
7. 2013.....	...XXX.....	...XXX.....	...XXX.....	...XXX.....	...XXX.....	.....	.....	.....	.....	.....	...XXX.....	...XXX.....
8. 2014.....	...XXX.....	...XXX.....	...XXX.....	...XXX.....	...XXX.....	...XXX.....	.....	.....	.....	.....	...XXX.....	...XXX.....
9. 2015.....	...XXX.....	...XXX.....	...XXX.....	...XXX.....	...XXX.....	...XXX.....	...XXX.....	.....	.....	.....	...XXX.....	...XXX.....
10. 2016.....	...XXX.....	...XXX.....	...XXX.....	...XXX.....	...XXX.....	...XXX.....	...XXX.....	...XXX.....	.....	.....	...XXX.....	...XXX.....
11. 2017.....	...XXX.....	...XXX.....	...XXX.....	...XXX.....	...XXX.....	...XXX.....	...XXX.....	...XXX.....	...XXX.....	.....	...XXX.....	...XXX.....

**SCHEDULE P - PART 3R-SECTION 1 - PRODUCTS LIABILITY - OCCURRENCE**

Years in Which Losses Were Incurred	Cumulative Paid Net Losses and Defense and Cost Containment Expenses Reported at Year End (\$000 omitted)										11 Number of Claims Closed With Loss Payment	12 Number of Claims Closed Without Loss Payment
	1	2	3	4	5	6	7	8	9	10		
	2008	2009	2010	2011	2012	2013	2014	2015	2016	2017		
1. Prior.....	.....000.....										.....128	.....54
2. 2008.....											.....15	.....12
3. 2009.....	.....XXX.....										.....8	.....4
4. 2010.....	.....XXX.....	.....XXX.....									.....3	
5. 2011.....	.....XXX.....	.....XXX.....	.....XXX.....								.....3	
6. 2012.....	.....XXX.....	.....XXX.....	.....XXX.....	.....XXX.....							.....4	.....3
7. 2013.....	.....XXX.....	.....XXX.....	.....XXX.....	.....XXX.....	.....XXX.....						.....1	.....2
8. 2014.....	.....XXX.....	.....XXX.....	.....XXX.....	.....XXX.....	.....XXX.....	.....XXX.....					.....1	.....4
9. 2015.....	.....XXX.....	.....XXX.....	.....XXX.....	.....XXX.....	.....XXX.....	.....XXX.....	.....XXX.....				.....1	.....1
10. 2016.....	.....XXX.....	.....XXX.....	.....XXX.....	.....XXX.....	.....XXX.....	.....XXX.....	.....XXX.....	.....XXX.....			.....3	.....1
11. 2017.....	.....XXX.....	.....XXX.....	.....XXX.....	.....XXX.....	.....XXX.....	.....XXX.....	.....XXX.....	.....XXX.....	.....XXX.....		.....1	.....1

**SCHEDULE P - PART 3R-SECTION 2 - PRODUCTS LIABILITY- CLAIMS-MADE**

1. Prior.....	.....000.....										.....3	
2. 2008.....												
3. 2009.....	.....XXX.....											
4. 2010.....	.....XXX.....	.....XXX.....										
5. 2011.....	.....XXX.....	.....XXX.....	.....XXX.....									
6. 2012.....	.....XXX.....	.....XXX.....	.....XXX.....	.....XXX.....								
7. 2013.....	.....XXX.....	.....XXX.....	.....XXX.....	.....XXX.....	.....XXX.....							
8. 2014.....	.....XXX.....	.....XXX.....	.....XXX.....	.....XXX.....	.....XXX.....	.....XXX.....						
9. 2015.....	.....XXX.....	.....XXX.....	.....XXX.....	.....XXX.....	.....XXX.....	.....XXX.....	.....XXX.....					
10. 2016.....	.....XXX.....	.....XXX.....	.....XXX.....	.....XXX.....	.....XXX.....	.....XXX.....	.....XXX.....	.....XXX.....				
11. 2017.....	.....XXX.....	.....XXX.....	.....XXX.....	.....XXX.....	.....XXX.....	.....XXX.....	.....XXX.....	.....XXX.....	.....XXX.....			

**SCHEDULE P - PART 3S - FINANCIAL GUARANTY/MORTGAGE GUARANTY**

1. Prior.....	.....XXX.....	.....XXX.....	.....XXX.....	.....XXX.....	.....XXX.....	.....XXX.....	.....XXX.....	.....000.....			.....XXX.....	.....XXX.....
2. 2016.....	.....XXX.....	.....XXX.....	.....XXX.....	.....XXX.....	.....XXX.....	.....XXX.....	.....XXX.....	.....XXX.....			.....XXX.....	.....XXX.....
3. 2017.....	.....XXX.....	.....XXX.....	.....XXX.....	.....XXX.....	.....XXX.....	.....XXX.....	.....XXX.....	.....XXX.....	.....XXX.....		.....XXX.....	.....XXX.....

NONE

**SCHEDULE P - PART 3T - WARRANTY**

1. Prior.....	.....XXX.....	.....XXX.....	.....XXX.....	.....XXX.....	.....XXX.....	.....XXX.....	.....XXX.....	.....000.....				
2. 2016.....	.....XXX.....	.....XXX.....	.....XXX.....	.....XXX.....	.....XXX.....	.....XXX.....	.....XXX.....	.....XXX.....				
3. 2017.....	.....XXX.....	.....XXX.....	.....XXX.....	.....XXX.....	.....XXX.....	.....XXX.....	.....XXX.....	.....XXX.....	.....XXX.....			

NONE

SCHEDULE P - PART 4A - HOMEOWNERS/FARMOWNERS

Years in Which Losses Were Incurred	Bulk and IBNR Reserves on Net Losses and Defense and Cost Containment Expenses Reported at Year End (\$000 omitted)									
	1	2	3	4	5	6	7	8	9	10
	2008	2009	2010	2011	2012	2013	2014	2015	2016	2017
1. Prior.....										
2. 2008.....										
3. 2009.....	XXX									
4. 2010.....	XXX	XXX								
5. 2011.....	XXX	XXX	XXX							
6. 2012.....	XXX	XXX	XXX	XXX						
7. 2013.....	XXX	XXX	XXX	XXX	XXX					
8. 2014.....	XXX	XXX	XXX	XXX	XXX	XXX				
9. 2015.....	XXX	XXX	XXX	XXX	XXX	XXX	XXX			
10. 2016.....	XXX	XXX	XXX	XXX	XXX	XXX	XXX	XXX		
11. 2017.....	XXX	XXX	XXX	XXX	XXX	XXX	XXX	XXX	XXX	

SCHEDULE P - PART 4B - PRIVATE PASSENGER AUTO LIABILITY/MEDICAL

1. Prior.....										
2. 2008.....										
3. 2009.....	XXX									
4. 2010.....	XXX	XXX								
5. 2011.....	XXX	XXX	XXX							
6. 2012.....	XXX	XXX	XXX	XXX						
7. 2013.....	XXX	XXX	XXX	XXX	XXX					
8. 2014.....	XXX	XXX	XXX	XXX	XXX	XXX				
9. 2015.....	XXX	XXX	XXX	XXX	XXX	XXX	XXX			
10. 2016.....	XXX	XXX	XXX	XXX	XXX	XXX	XXX	XXX		
11. 2017.....	XXX	XXX	XXX	XXX	XXX	XXX	XXX	XXX	XXX	

SCHEDULE P - PART 4C - COMMERCIAL AUTO/TRUCK LIABILITY/MEDICAL

1. Prior.....										0
2. 2008.....										
3. 2009.....	XXX									
4. 2010.....	XXX	XXX								(0)
5. 2011.....	XXX	XXX	XXX							
6. 2012.....	XXX	XXX	XXX	XXX						0
7. 2013.....	XXX	XXX	XXX	XXX	XXX					
8. 2014.....	XXX	XXX	XXX	XXX	XXX	XXX				
9. 2015.....	XXX	XXX	XXX	XXX	XXX	XXX	XXX			
10. 2016.....	XXX	XXX	XXX	XXX	XXX	XXX	XXX	XXX		
11. 2017.....	XXX	XXX	XXX	XXX	XXX	XXX	XXX	XXX	XXX	

SCHEDULE P - PART 4D - WORKERS' COMPENSATION  
(EXCLUDING EXCESS WORKERS' COMPENSATION)

1. Prior.....										
2. 2008.....										
3. 2009.....	XXX									
4. 2010.....	XXX	XXX								
5. 2011.....	XXX	XXX	XXX							
6. 2012.....	XXX	XXX	XXX	XXX						
7. 2013.....	XXX	XXX	XXX	XXX	XXX					
8. 2014.....	XXX	XXX	XXX	XXX	XXX	XXX				
9. 2015.....	XXX	XXX	XXX	XXX	XXX	XXX	XXX			
10. 2016.....	XXX	XXX	XXX	XXX	XXX	XXX	XXX	XXX		
11. 2017.....	XXX	XXX	XXX	XXX	XXX	XXX	XXX	XXX	XXX	

SCHEDULE P - PART 4E - COMMERCIAL MULTIPLE PERIL

1. Prior.....										
2. 2008.....										
3. 2009.....	XXX									
4. 2010.....	XXX	XXX								
5. 2011.....	XXX	XXX	XXX							
6. 2012.....	XXX	XXX	XXX	XXX						
7. 2013.....	XXX	XXX	XXX	XXX	XXX					
8. 2014.....	XXX	XXX	XXX	XXX	XXX	XXX				
9. 2015.....	XXX	XXX	XXX	XXX	XXX	XXX	XXX			
10. 2016.....	XXX	XXX	XXX	XXX	XXX	XXX	XXX	XXX		
11. 2017.....	XXX	XXX	XXX	XXX	XXX	XXX	XXX	XXX	XXX	

**SCHEDULE P - PART 4F - SECTION 1 - MEDICAL PROFESSIONAL LIABILITY - OCCURRENCE**

Years in Which Losses Were Incurred	Bulk and IBNR Reserves on Net Losses and Defense and Cost Containment Expenses Reported at Year End (\$000 omitted)									
	1	2	3	4	5	6	7	8	9	10
	2008	2009	2010	2011	2012	2013	2014	2015	2016	2017
1. Prior.....										
2. 2008.....										
3. 2009.....	XXX									
4. 2010.....	XXX	XXX								
5. 2011.....	XXX	XXX	XXX							
6. 2012.....	XXX	XXX	XXX	XXX						
7. 2013.....	XXX	XXX	XXX	XXX	XXX					
8. 2014.....	XXX	XXX	XXX	XXX	XXX	XXX				
9. 2015.....	XXX	XXX	XXX	XXX	XXX	XXX	XXX			
10. 2016.....	XXX	XXX	XXX	XXX	XXX	XXX	XXX	XXX		
11. 2017.....	XXX	XXX	XXX	XXX	XXX	XXX	XXX	XXX	XXX	

**SCHEDULE P - PART 4F - SECTION 2 - MEDICAL PROFESSIONAL LIABILITY - CLAIMS-MADE**

1. Prior.....										
2. 2008.....										
3. 2009.....	XXX									
4. 2010.....	XXX	XXX								
5. 2011.....	XXX	XXX	XXX							
6. 2012.....	XXX	XXX	XXX	XXX						
7. 2013.....	XXX	XXX	XXX	XXX	XXX					
8. 2014.....	XXX	XXX	XXX	XXX	XXX	XXX				
9. 2015.....	XXX	XXX	XXX	XXX	XXX	XXX	XXX			
10. 2016.....	XXX	XXX	XXX	XXX	XXX	XXX	XXX	XXX		
11. 2017.....	XXX	XXX	XXX	XXX	XXX	XXX	XXX	XXX	XXX	

**SCHEDULE P - PART 4G - SPECIAL LIABILITY (OCEAN MARINE,  
AIRCRAFT (ALL PERILS), BOILER AND MACHINERY)**

1. Prior.....										
2. 2008.....										
3. 2009.....	XXX									
4. 2010.....	XXX	XXX								
5. 2011.....	XXX	XXX	XXX							
6. 2012.....	XXX	XXX	XXX	XXX						
7. 2013.....	XXX	XXX	XXX	XXX	XXX					
8. 2014.....	XXX	XXX	XXX	XXX	XXX	XXX				
9. 2015.....	XXX	XXX	XXX	XXX	XXX	XXX	XXX			
10. 2016.....	XXX	XXX	XXX	XXX	XXX	XXX	XXX	XXX		
11. 2017.....	XXX	XXX	XXX	XXX	XXX	XXX	XXX	XXX	XXX	

**SCHEDULE P - PART 4H - SECTION 1 - OTHER LIABILITY - OCCURRENCE**

1. Prior.....										
2. 2008.....										
3. 2009.....	XXX									
4. 2010.....	XXX	XXX								
5. 2011.....	XXX	XXX	XXX							
6. 2012.....	XXX	XXX	XXX	XXX						
7. 2013.....	XXX	XXX	XXX	XXX	XXX					
8. 2014.....	XXX	XXX	XXX	XXX	XXX	XXX				
9. 2015.....	XXX	XXX	XXX	XXX	XXX	XXX	XXX			
10. 2016.....	XXX	XXX	XXX	XXX	XXX	XXX	XXX	XXX		
11. 2017.....	XXX	XXX	XXX	XXX	XXX	XXX	XXX	XXX	XXX	

**SCHEDULE P - PART 4H - SECTION 2 - OTHER LIABILITY - CLAIMS-MADE**

1. Prior.....										
2. 2008.....										
3. 2009.....	XXX									
4. 2010.....	XXX	XXX								
5. 2011.....	XXX	XXX	XXX							
6. 2012.....	XXX	XXX	XXX	XXX						
7. 2013.....	XXX	XXX	XXX	XXX	XXX					
8. 2014.....	XXX	XXX	XXX	XXX	XXX	XXX				
9. 2015.....	XXX	XXX	XXX	XXX	XXX	XXX	XXX			
10. 2016.....	XXX	XXX	XXX	XXX	XXX	XXX	XXX	XXX		
11. 2017.....	XXX	XXX	XXX	XXX	XXX	XXX	XXX	XXX	XXX	

**SCHEDULE P - PART 4I - SPECIAL PROPERTY (FIRE, ALLIED LINES, INLAND MARINE, EARTHQUAKE, BURGLARY AND THEFT)**

Years in Which Losses Were Incurred	Bulk and IBNR Reserves on Net Losses and Defense and Cost Containment Expenses Reported at Year End (\$000 omitted)									
	1	2	3	4	5	6	7	8	9	10
	2008	2009	2010	2011	2012	2013	2014	2015	2016	2017
1. Prior.....	XXX.....	XXX.....	XXX.....	XXX.....	XXX.....	XXX.....	XXX.....			
2. 2016.....	XXX.....	XXX.....	XXX.....	XXX.....	XXX.....	XXX.....	XXX.....	XXX.....		
3. 2017.....	XXX.....	XXX.....	XXX.....	XXX.....	XXX.....	XXX.....	XXX.....	XXX.....	XXX.....	

**SCHEDULE P - PART 4J - AUTO PHYSICAL DAMAGE**

1. Prior.....	XXX.....	XXX.....	XXX.....	XXX.....	XXX.....	XXX.....	XXX.....			
2. 2016.....	XXX.....	XXX.....	XXX.....	XXX.....	XXX.....	XXX.....	XXX.....	XXX.....		
3. 2017.....	XXX.....	XXX.....	XXX.....	XXX.....	XXX.....	XXX.....	XXX.....	XXX.....	XXX.....	

**SCHEDULE P - PART 4K - FIDELITY/SURETY**

1. Prior.....	XXX.....	XXX.....	XXX.....	XXX.....	XXX.....	XXX.....	XXX.....			
2. 2016.....	XXX.....	XXX.....	XXX.....	XXX.....	XXX.....	XXX.....	XXX.....	XXX.....		
3. 2017.....	XXX.....	XXX.....	XXX.....	XXX.....	XXX.....	XXX.....	XXX.....	XXX.....	XXX.....	

**SCHEDULE P - PART 4L - OTHER (INCLUDING CREDIT, ACCIDENT AND HEALTH)**

1. Prior.....	XXX.....	XXX.....	XXX.....	XXX.....	XXX.....	XXX.....	XXX.....			
2. 2016.....	XXX.....	XXX.....	XXX.....	XXX.....	XXX.....	XXX.....	XXX.....	XXX.....		
3. 2017.....	XXX.....	XXX.....	XXX.....	XXX.....	XXX.....	XXX.....	XXX.....	XXX.....	XXX.....	

**SCHEDULE P - PART 4M - INTERNATIONAL**

1. Prior.....										
2. 2008.....										
3. 2009.....	XXX.....									
4. 2010.....	XXX.....	XXX.....								
5. 2011.....	XXX.....	XXX.....	XXX.....							
6. 2012.....	XXX.....	XXX.....	XXX.....	XXX.....						
7. 2013.....	XXX.....	XXX.....	XXX.....	XXX.....	XXX.....					
8. 2014.....	XXX.....	XXX.....	XXX.....	XXX.....	XXX.....	XXX.....				
9. 2015.....	XXX.....	XXX.....	XXX.....	XXX.....	XXX.....	XXX.....	XXX.....			
10. 2016.....	XXX.....	XXX.....	XXX.....	XXX.....	XXX.....	XXX.....	XXX.....	XXX.....		
11. 2017.....	XXX.....	XXX.....	XXX.....	XXX.....	XXX.....	XXX.....	XXX.....	XXX.....	XXX.....	

**SCHEDULE P - PART 4N - REINSURANCE**

NONPROPORTIONAL ASSUMED PROPERTY

Years in Which Losses Were Incurred	Bulk and IBNR Reserves on Net Losses and Defense and Cost Containment Expenses Reported at Year End (\$000 omitted)									
	1	2	3	4	5	6	7	8	9	10
	2008	2009	2010	2011	2012	2013	2014	2015	2016	2017
1. Prior.....										
2. 2008.....										
3. 2009.....	XXX									
4. 2010.....	XXX	XXX								
5. 2011.....	XXX	XXX	XXX							
6. 2012.....	XXX	XXX	XXX	XXX						
7. 2013.....	XXX	XXX	XXX	XXX	XXX					
8. 2014.....	XXX	XXX	XXX	XXX	XXX	XXX				
9. 2015.....	XXX	XXX	XXX	XXX	XXX	XXX	XXX			
10. 2016.....	XXX	XXX	XXX	XXX	XXX	XXX	XXX	XXX		
11. 2017.....	XXX	XXX	XXX	XXX	XXX	XXX	XXX	XXX	XXX	

NONE

**SCHEDULE P - PART 4O - REINSURANCE**

NONPROPORTIONAL ASSUMED LIABILITY

1. Prior.....										
2. 2008.....										
3. 2009.....	XXX									
4. 2010.....	XXX	XXX								
5. 2011.....	XXX	XXX	XXX							
6. 2012.....	XXX	XXX	XXX	XXX						
7. 2013.....	XXX	XXX	XXX	XXX	XXX					
8. 2014.....	XXX	XXX	XXX	XXX	XXX	XXX				
9. 2015.....	XXX	XXX	XXX	XXX	XXX	XXX	XXX			
10. 2016.....	XXX	XXX	XXX	XXX	XXX	XXX	XXX	XXX		
11. 2017.....	XXX	XXX	XXX	XXX	XXX	XXX	XXX	XXX	XXX	

NONE

**SCHEDULE P - PART 4P - REINSURANCE**

NONPROPORTIONAL ASSUMED FINANCIAL LINES

1. Prior.....										
2. 2008.....										
3. 2009.....	XXX									
4. 2010.....	XXX	XXX								
5. 2011.....	XXX	XXX	XXX							
6. 2012.....	XXX	XXX	XXX	XXX						
7. 2013.....	XXX	XXX	XXX	XXX	XXX					
8. 2014.....	XXX	XXX	XXX	XXX	XXX	XXX				
9. 2015.....	XXX	XXX	XXX	XXX	XXX	XXX	XXX			
10. 2016.....	XXX	XXX	XXX	XXX	XXX	XXX	XXX	XXX		
11. 2017.....	XXX	XXX	XXX	XXX	XXX	XXX	XXX	XXX	XXX	

NONE

**SCHEDULE P - PART 4R-SECTION 1 - PRODUCTS LIABILITY - OCCURRENCE**

Years in Which Losses Were Incurred	Bulk and IBNR Reserves on Net Losses and Defense and Cost Containment Expenses Reported at Year End (\$000 omitted)									
	1	2	3	4	5	6	7	8	9	10
	2008	2009	2010	2011	2012	2013	2014	2015	2016	2017
1. Prior.....										
2. 2008.....										
3. 2009.....	XXX									
4. 2010.....	XXX	XXX								
5. 2011.....	XXX	XXX	XXX							
6. 2012.....	XXX	XXX	XXX	XXX						
7. 2013.....	XXX	XXX	XXX	XXX	XXX					
8. 2014.....	XXX	XXX	XXX	XXX	XXX	XXX				
9. 2015.....	XXX	XXX	XXX	XXX	XXX	XXX	XXX			
10. 2016.....	XXX	XXX	XXX	XXX	XXX	XXX	XXX	XXX		
11. 2017.....	XXX	XXX	XXX	XXX	XXX	XXX	XXX	XXX	XXX	

NONE

**SCHEDULE P - PART 4R-SECTION 2 - PRODUCTS LIABILITY - CLAIMS-MADE**

1. Prior.....										
2. 2008.....										
3. 2009.....	XXX									
4. 2010.....	XXX	XXX								
5. 2011.....	XXX	XXX	XXX							
6. 2012.....	XXX	XXX	XXX	XXX						
7. 2013.....	XXX	XXX	XXX	XXX	XXX					
8. 2014.....	XXX	XXX	XXX	XXX	XXX	XXX				
9. 2015.....	XXX	XXX	XXX	XXX	XXX	XXX	XXX			
10. 2016.....	XXX	XXX	XXX	XXX	XXX	XXX	XXX	XXX		
11. 2017.....	XXX	XXX	XXX	XXX	XXX	XXX	XXX	XXX	XXX	

NONE

**SCHEDULE P - PART 4S - FINANCIAL GUARANTY/MORTGAGE GUARANTY**

1. Prior.....	XXX	XXX	XXX	XXX	XXX	XXX	XXX			
2. 2016.....	XXX	XXX	XXX	XXX	XXX	XXX	XXX	XXX		
3. 2017.....	XXX	XXX	XXX	XXX	XXX	XXX	XXX	XXX	XXX	

NONE

**SCHEDULE P - PART 4T - WARRANTY**

1. Prior.....	XXX	XXX	XXX	XXX	XXX	XXX	XXX			
2. 2016.....	XXX	XXX	XXX	XXX	XXX	XXX	XXX	XXX		
3. 2017.....	XXX	XXX	XXX	XXX	XXX	XXX	XXX	XXX	XXX	

NONE



**SCHEDULE P - PART 5A - HOMEOWNERS/FARMOWNERS**

**SECTION 1**

Years in Which Premiums Were Earned and Losses Were Incurred	Cumulative Number of Claims Closed with Loss Payment Direct and Assumed at Year End									
	1	2	3	4	5	6	7	8	9	10
	2008	2009	2010	2011	2012	2013	2014	2015	2016	2017
1. Prior.....	2	1								
2. 2008.....	3	4	4	4	4	4	4	4	4	4
3. 2009.....	XXX	6	6	6	6	6	6	6	6	6
4. 2010.....	XXX	XXX	9	13	13	13	13	13	13	13
5. 2011.....	XXX	XXX	XXX	6	6	6	6	6	6	6
6. 2012.....	XXX	XXX	XXX	XXX	3	6	6	6	6	6
7. 2013.....	XXX	XXX	XXX	XXX	XXX	3	4	5	5	5
8. 2014.....	XXX	XXX	XXX	XXX	XXX	XXX	8	10	10	10
9. 2015.....	XXX	XXX	XXX	XXX	XXX	XXX	XXX	18	20	21
10. 2016.....	XXX	XXX	XXX	XXX	XXX	XXX	XXX	XXX	13	13
11. 2017.....	XXX	XXX	XXX	XXX	XXX	XXX	XXX	XXX	XXX	6

**SECTION 2**

Years in Which Premiums Were Earned and Losses Were Incurred	Number of Claims Outstanding Direct and Assumed at Year End									
	1	2	3	4	5	6	7	8	9	10
	2008	2009	2010	2011	2012	2013	2014	2015	2016	2017
1. Prior.....	26	25	32	29	29	29	29	29	29	29
2. 2008.....	1									
3. 2009.....	XXX	2								
4. 2010.....	XXX	XXX	3	1						
5. 2011.....	XXX	XXX	XXX	1						
6. 2012.....	XXX	XXX	XXX	XXX	5	1				
7. 2013.....	XXX	XXX	XXX	XXX	XXX	2				
8. 2014.....	XXX	XXX	XXX	XXX	XXX	XXX				
9. 2015.....	XXX	XXX	XXX	XXX	XXX	XXX	XXX	4	1	
10. 2016.....	XXX	XXX	XXX	XXX	XXX	XXX	XXX	XXX	2	
11. 2017.....	XXX	XXX	XXX	XXX	XXX	XXX	XXX	XXX	XXX	3

**SECTION 3**

Years in Which Premiums Were Earned and Losses Were Incurred	Cumulative Number of Claims Reported Direct and Assumed at Year End									
	1	2	3	4	5	6	7	8	9	10
	2008	2009	2010	2011	2012	2013	2014	2015	2016	2017
1. Prior.....	3		7	(3)						
2. 2008.....	4	4	4	4	4	4	4	4	4	4
3. 2009.....	XXX	8	8	8	8	8	8	8	8	8
4. 2010.....	XXX	XXX	13	15	15	15	15	15	15	15
5. 2011.....	XXX	XXX	XXX	8	8	8	8	8	8	8
6. 2012.....	XXX	XXX	XXX	XXX	13	14	15	15	15	15
7. 2013.....	XXX	XXX	XXX	XXX	XXX	7	8	10	10	10
8. 2014.....	XXX	XXX	XXX	XXX	XXX	XXX	17	20	20	20
9. 2015.....	XXX	XXX	XXX	XXX	XXX	XXX	XXX	30	31	31
10. 2016.....	XXX	XXX	XXX	XXX	XXX	XXX	XXX	XXX	21	22
11. 2017.....	XXX	XXX	XXX	XXX	XXX	XXX	XXX	XXX	XXX	11

**SCHEDULE P - PART 5B - PRIVATE PASSENGER AUTO LIABILITY/MEDICAL**

SECTION 1

Years in Which Premiums Were Earned and Losses Were Incurred	Cumulative Number of Claims Closed with Loss Payment Direct and Assumed at Year End									
	1 2008	2 2009	3 2010	4 2011	5 2012	6 2013	7 2014	8 2015	9 2016	10 2017
1. Prior.....										
2. 2008.....										
3. 2009.....	XXX									
4. 2010.....	XXX	XXX								
5. 2011.....	XXX	XXX	XXX							
6. 2012.....	XXX	XXX	XXX	XXX						
7. 2013.....	XXX	XXX	XXX	XXX	XXX					
8. 2014.....	XXX	XXX	XXX	XXX	XXX	XXX				
9. 2015.....	XXX	XXX	XXX	XXX	XXX	XXX	XXX			
10. 2016.....	XXX	XXX	XXX	XXX	XXX	XXX	XXX	XXX		
11. 2017.....	XXX	XXX	XXX	XXX	XXX	XXX	XXX	XXX	XXX	

SECTION 2

Years in Which Premiums Were Earned and Losses Were Incurred	Number of Claims Outstanding Direct and Assumed at Year End									
	1 2008	2 2009	3 2010	4 2011	5 2012	6 2013	7 2014	8 2015	9 2016	10 2017
1. Prior.....										
2. 2008.....										
3. 2009.....	XXX									
4. 2010.....	XXX	XXX								
5. 2011.....	XXX	XXX	XXX							
6. 2012.....	XXX	XXX	XXX	XXX						
7. 2013.....	XXX	XXX	XXX	XXX	XXX					
8. 2014.....	XXX	XXX	XXX	XXX	XXX	XXX				
9. 2015.....	XXX	XXX	XXX	XXX	XXX	XXX	XXX			
10. 2016.....	XXX	XXX	XXX	XXX	XXX	XXX	XXX	XXX		
11. 2017.....	XXX	XXX	XXX	XXX	XXX	XXX	XXX	XXX	XXX	

SECTION 3

Years in Which Premiums Were Earned and Losses Were Incurred	Cumulative Number of Claims Reported Direct and Assumed at Year End									
	1 2008	2 2009	3 2010	4 2011	5 2012	6 2013	7 2014	8 2015	9 2016	10 2017
1. Prior.....	(2)									
2. 2008.....										
3. 2009.....	XXX									
4. 2010.....	XXX	XXX								
5. 2011.....	XXX	XXX	XXX							
6. 2012.....	XXX	XXX	XXX	XXX						
7. 2013.....	XXX	XXX	XXX	XXX	XXX					
8. 2014.....	XXX	XXX	XXX	XXX	XXX	XXX				
9. 2015.....	XXX	XXX	XXX	XXX	XXX	XXX	XXX			
10. 2016.....	XXX	XXX	XXX	XXX	XXX	XXX	XXX	XXX		
11. 2017.....	XXX	XXX	XXX	XXX	XXX	XXX	XXX	XXX	XXX	

**SCHEDULE P - PART 5C - COMMERCIAL AUTO/TRUCK LIABILITY/MEDICAL**

**SECTION 1**

Years in Which Premiums Were Earned and Losses Were Incurred	Cumulative Number of Claims Closed with Loss Payment Direct and Assumed at Year End									
	1 2008	2 2009	3 2010	4 2011	5 2012	6 2013	7 2014	8 2015	9 2016	10 2017
1. Prior.....	237	72	51	12	3	3	2			
2. 2008.....	311	509	556	571	575	575	578	579	579	580
3. 2009.....	XXX	260	409	448	461	471	473	475	475	475
4. 2010.....	XXX	XXX	271	384	424	437	445	447	447	448
5. 2011.....	XXX	XXX	XXX	216	375	422	442	452	456	457
6. 2012.....	XXX	XXX	XXX	XXX	354	600	675	700	716	720
7. 2013.....	XXX	XXX	XXX	XXX	XXX	397	600	670	709	727
8. 2014.....	XXX	XXX	XXX	XXX	XXX	XXX	335	560	626	660
9. 2015.....	XXX	XXX	XXX	XXX	XXX	XXX	XXX	272	442	478
10. 2016.....	XXX	XXX	XXX	XXX	XXX	XXX	XXX	XXX	255	472
11. 2017.....	XXX	XXX	XXX	XXX	XXX	XXX	XXX	XXX	XXX	323

**SECTION 2**

Years in Which Premiums Were Earned and Losses Were Incurred	Number of Claims Outstanding Direct and Assumed at Year End									
	1 2008	2 2009	3 2010	4 2011	5 2012	6 2013	7 2014	8 2015	9 2016	10 2017
1. Prior.....	1,359	1,328	1,615	1,601	1,597	1,596	1,595	1,595	1,595	1,595
2. 2008.....	193	44	19	4	3	3	1			
3. 2009.....	XXX	214	94	22	8	1	2			
4. 2010.....	XXX	XXX	268	54	19	12	2	2		
5. 2011.....	XXX	XXX	XXX	275	72	32	10	2	1	1
6. 2012.....	XXX	XXX	XXX	XXX	442	103	34	18	5	
7. 2013.....	XXX	XXX	XXX	XXX	XXX	384	106	39	14	5
8. 2014.....	XXX	XXX	XXX	XXX	XXX	XXX	375	96	43	16
9. 2015.....	XXX	XXX	XXX	XXX	XXX	XXX	XXX	309	73	36
10. 2016.....	XXX	XXX	XXX	XXX	XXX	XXX	XXX	XXX	391	82
11. 2017.....	XXX	XXX	XXX	XXX	XXX	XXX	XXX	XXX	XXX	373

**SECTION 3**

Years in Which Premiums Were Earned and Losses Were Incurred	Cumulative Number of Claims Reported Direct and Assumed at Year End									
	1 2008	2 2009	3 2010	4 2011	5 2012	6 2013	7 2014	8 2015	9 2016	10 2017
1. Prior.....	(971)	60	346	(1)	2	4	2			
2. 2008.....	505	601	636	642	645	645	646	646	646	647
3. 2009.....	XXX	475	588	572	575	580	584	584	584	584
4. 2010.....	XXX	XXX	542	556	573	583	585	589	588	590
5. 2011.....	XXX	XXX	XXX	655	755	783	789	795	798	799
6. 2012.....	XXX	XXX	XXX	XXX	1,081	1,207	1,236	1,254	1,259	1,259
7. 2013.....	XXX	XXX	XXX	XXX	XXX	1,033	1,131	1,160	1,185	1,195
8. 2014.....	XXX	XXX	XXX	XXX	XXX	XXX	952	1,049	1,093	1,104
9. 2015.....	XXX	XXX	XXX	XXX	XXX	XXX	XXX	790	876	898
10. 2016.....	XXX	XXX	XXX	XXX	XXX	XXX	XXX	XXX	885	987
11. 2017.....	XXX	XXX	XXX	XXX	XXX	XXX	XXX	XXX	XXX	981

**SCHEDULE P - PART 5D - WORKERS' COMPENSATION  
(EXCLUDING EXCESS WORKERS' COMPENSATION)**

**SECTION 1**

Years in Which Premiums Were Earned and Losses Were Incurred	Cumulative Number of Claims Closed with Loss Payment Direct and Assumed at Year End									
	1	2	3	4	5	6	7	8	9	10
	2008	2009	2010	2011	2012	2013	2014	2015	2016	2017
1. Prior.....										
2. 2008.....										
3. 2009.....	XXX									
4. 2010.....	XXX	XXX								
5. 2011.....	XXX	XXX	XXX							
6. 2012.....	XXX	XXX	XXX	XXX						
7. 2013.....	XXX	XXX	XXX	XXX	XXX					
8. 2014.....	XXX	XXX	XXX	XXX	XXX	XXX				
9. 2015.....	XXX	XXX	XXX	XXX	XXX	XXX	XXX			
10. 2016.....	XXX	XXX	XXX	XXX	XXX	XXX	XXX	XXX		
11. 2017.....	XXX	XXX	XXX	XXX	XXX	XXX	XXX	XXX	XXX	

NONE

**SECTION 2**

Years in Which Premiums Were Earned and Losses Were Incurred	Number of Claims Outstanding Direct and Assumed at Year End									
	1	2	3	4	5	6	7	8	9	10
	2008	2009	2010	2011	2012	2013	2014	2015	2016	2017
1. Prior.....	72	96	150	134	134	134	134	134	134	134
2. 2008.....										
3. 2009.....	XXX									
4. 2010.....	XXX	XXX								
5. 2011.....	XXX	XXX	XXX							
6. 2012.....	XXX	XXX	XXX	XXX						
7. 2013.....	XXX	XXX	XXX	XXX	XXX					
8. 2014.....	XXX	XXX	XXX	XXX	XXX	XXX				
9. 2015.....	XXX	XXX	XXX	XXX	XXX	XXX	XXX			
10. 2016.....	XXX	XXX	XXX	XXX	XXX	XXX	XXX	XXX		
11. 2017.....	XXX	XXX	XXX	XXX	XXX	XXX	XXX	XXX	XXX	

**SECTION 3**

Years in Which Premiums Were Earned and Losses Were Incurred	Cumulative Number of Claims Reported Direct and Assumed at Year End									
	1	2	3	4	5	6	7	8	9	10
	2008	2009	2010	2011	2012	2013	2014	2015	2016	2017
1. Prior.....	24	24	54	(14)						
2. 2008.....										
3. 2009.....	XXX									
4. 2010.....	XXX	XXX								
5. 2011.....	XXX	XXX	XXX							
6. 2012.....	XXX	XXX	XXX	XXX						
7. 2013.....	XXX	XXX	XXX	XXX	XXX					
8. 2014.....	XXX	XXX	XXX	XXX	XXX	XXX				
9. 2015.....	XXX	XXX	XXX	XXX	XXX	XXX	XXX			
10. 2016.....	XXX	XXX	XXX	XXX	XXX	XXX	XXX	XXX		
11. 2017.....	XXX	XXX	XXX	XXX	XXX	XXX	XXX	XXX	XXX	

**SCHEDULE P - PART 5E - COMMERCIAL MULTIPLE PERIL**

**SECTION 1**

Years in Which Premiums Were Earned and Losses Were Incurred	Cumulative Number of Claims Closed with Loss Payment Direct and Assumed at Year End									
	1	2	3	4	5	6	7	8	9	10
	2008	2009	2010	2011	2012	2013	2014	2015	2016	2017
1. Prior.....	28	18	6	3	2		4	3	2	
2. 2008.....	73	101	106	106	106	107	107	107	107	107
3. 2009.....	XXX	47	67	76	84	85	85	86	86	87
4. 2010.....	XXX	XXX	62	115	124	132	133	135	135	135
5. 2011.....	XXX	XXX	XXX	58	90	100	106	108	108	108
6. 2012.....	XXX	XXX	XXX	XXX	56	90	102	116	122	123
7. 2013.....	XXX	XXX	XXX	XXX	XXX	48	82	90	98	99
8. 2014.....	XXX	XXX	XXX	XXX	XXX	XXX	57	101	125	138
9. 2015.....	XXX	XXX	XXX	XXX	XXX	XXX	XXX	71	105	119
10. 2016.....	XXX	XXX	XXX	XXX	XXX	XXX	XXX	XXX	62	92
11. 2017.....	XXX	XXX	XXX	XXX	XXX	XXX	XXX	XXX	XXX	64

**SECTION 2**

Years in Which Premiums Were Earned and Losses Were Incurred	Number of Claims Outstanding Direct and Assumed at Year End									
	1	2	3	4	5	6	7	8	9	10
	2008	2009	2010	2011	2012	2013	2014	2015	2016	2017
1. Prior.....	253	243	321	365	366	366	367	366	365	364
2. 2008.....	36	9	2	1				1		
3. 2009.....	XXX	41	13	7					1	
4. 2010.....	XXX	XXX	55	21	11	6	1			
5. 2011.....	XXX	XXX	XXX	61	18	9	5	1	1	
6. 2012.....	XXX	XXX	XXX	XXX	86	34	14	5	2	2
7. 2013.....	XXX	XXX	XXX	XXX	XXX	65	16	15	5	
8. 2014.....	XXX	XXX	XXX	XXX	XXX	XXX	89	38	14	3
9. 2015.....	XXX	XXX	XXX	XXX	XXX	XXX	XXX	78	26	11
10. 2016.....	XXX	XXX	XXX	XXX	XXX	XXX	XXX	XXX	64	20
11. 2017.....	XXX	XXX	XXX	XXX	XXX	XXX	XXX	XXX	XXX	83

**SECTION 3**

Years in Which Premiums Were Earned and Losses Were Incurred	Cumulative Number of Claims Reported Direct and Assumed at Year End									
	1	2	3	4	5	6	7	8	9	10
	2008	2009	2010	2011	2012	2013	2014	2015	2016	2017
1. Prior.....	12	15	87	55	4		6		1	
2. 2008.....	110	126	130	130	130	131	131	133	132	132
3. 2009.....	XXX	88	99	106	108	109	109	111	112	112
4. 2010.....	XXX	XXX	117	199	209	214	213	214	214	214
5. 2011.....	XXX	XXX	XXX	175	208	218	227	227	228	228
6. 2012.....	XXX	XXX	XXX	XXX	206	234	247	257	261	264
7. 2013.....	XXX	XXX	XXX	XXX	XXX	162	182	198	200	198
8. 2014.....	XXX	XXX	XXX	XXX	XXX	XXX	205	252	268	278
9. 2015.....	XXX	XXX	XXX	XXX	XXX	XXX	XXX	193	224	232
10. 2016.....	XXX	XXX	XXX	XXX	XXX	XXX	XXX	XXX	175	207
11. 2017.....	XXX	XXX	XXX	XXX	XXX	XXX	XXX	XXX	XXX	192

**SCHEDULE P - PART 5F - MEDICAL PROFESSIONAL LIABILITY - OCCURRENCE**

SECTION 1A

Years in Which Premiums Were Earned and Losses Were Incurred	Cumulative Number of Claims Closed with Loss Payment Direct and Assumed at Year End									
	1 2008	2 2009	3 2010	4 2011	5 2012	6 2013	7 2014	8 2015	9 2016	10 2017
1. Prior.....										
2. 2008.....										
3. 2009.....	XXX									
4. 2010.....	XXX	XXX								
5. 2011.....	XXX	XXX	XXX							
6. 2012.....	XXX	XXX	XXX	XXX						
7. 2013.....	XXX	XXX	XXX	XXX	XXX					
8. 2014.....	XXX	XXX	XXX	XXX	XXX	XXX				
9. 2015.....	XXX	XXX	XXX	XXX	XXX	XXX	XXX			
10. 2016.....	XXX	XXX	XXX	XXX	XXX	XXX	XXX	XXX		
11. 2017.....	XXX	XXX	XXX	XXX	XXX	XXX	XXX	XXX	XXX	

SECTION 2A

Years in Which Premiums Were Earned and Losses Were Incurred	Number of Claims Outstanding Direct and Assumed at Year End									
	1 2008	2 2009	3 2010	4 2011	5 2012	6 2013	7 2014	8 2015	9 2016	10 2017
1. Prior.....										
2. 2008.....										
3. 2009.....	XXX									
4. 2010.....	XXX	XXX								
5. 2011.....	XXX	XXX	XXX							
6. 2012.....	XXX	XXX	XXX	XXX						
7. 2013.....	XXX	XXX	XXX	XXX	XXX					
8. 2014.....	XXX	XXX	XXX	XXX	XXX	XXX				
9. 2015.....	XXX	XXX	XXX	XXX	XXX	XXX	XXX			
10. 2016.....	XXX	XXX	XXX	XXX	XXX	XXX	XXX	XXX		
11. 2017.....	XXX	XXX	XXX	XXX	XXX	XXX	XXX	XXX	XXX	

SECTION 3A

Years in Which Premiums Were Earned and Losses Were Incurred	Cumulative Number of Claims Reported Direct and Assumed at Year End									
	1 2008	2 2009	3 2010	4 2011	5 2012	6 2013	7 2014	8 2015	9 2016	10 2017
1. Prior.....										
2. 2008.....										
3. 2009.....	XXX									
4. 2010.....	XXX	XXX								
5. 2011.....	XXX	XXX	XXX							
6. 2012.....	XXX	XXX	XXX	XXX						
7. 2013.....	XXX	XXX	XXX	XXX	XXX					
8. 2014.....	XXX	XXX	XXX	XXX	XXX	XXX				
9. 2015.....	XXX	XXX	XXX	XXX	XXX	XXX	XXX			
10. 2016.....	XXX	XXX	XXX	XXX	XXX	XXX	XXX	XXX		
11. 2017.....	XXX	XXX	XXX	XXX	XXX	XXX	XXX	XXX	XXX	

**SCHEDULE P - PART 5F - MEDICAL PROFESSIONAL LIABILITY - CLAIMS-MADE**

SECTION 1B

Years in Which Premiums Were Earned and Losses Were Incurred	Cumulative Number of Claims Closed with Loss Payment Direct and Assumed at Year End									
	1 2008	2 2009	3 2010	4 2011	5 2012	6 2013	7 2014	8 2015	9 2016	10 2017
1. Prior.....								1		
2. 2008.....										
3. 2009.....	XXX									
4. 2010.....	XXX	XXX								
5. 2011.....	XXX	XXX	XXX					1	.1	.1
6. 2012.....	XXX	XXX	XXX	XXX						
7. 2013.....	XXX	XXX	XXX	XXX	XXX					
8. 2014.....	XXX	XXX	XXX	XXX	XXX	XXX				
9. 2015.....	XXX	XXX	XXX	XXX	XXX	XXX	XXX			
10. 2016.....	XXX	XXX	XXX	XXX	XXX	XXX	XXX	XXX		
11. 2017.....	XXX	XXX	XXX	XXX	XXX	XXX	XXX	XXX	XXX	

SECTION 2B

Years in Which Premiums Were Earned and Losses Were Incurred	Number of Claims Outstanding Direct and Assumed at Year End									
	1 2008	2 2009	3 2010	4 2011	5 2012	6 2013	7 2014	8 2015	9 2016	10 2017
1. Prior.....										
2. 2008.....										
3. 2009.....	XXX									
4. 2010.....	XXX	XXX								
5. 2011.....	XXX	XXX	XXX							
6. 2012.....	XXX	XXX	XXX	XXX						
7. 2013.....	XXX	XXX	XXX	XXX	XXX					
8. 2014.....	XXX	XXX	XXX	XXX	XXX	XXX				
9. 2015.....	XXX	XXX	XXX	XXX	XXX	XXX	XXX			
10. 2016.....	XXX	XXX	XXX	XXX	XXX	XXX	XXX	XXX		
11. 2017.....	XXX	XXX	XXX	XXX	XXX	XXX	XXX	XXX	XXX	

SECTION 3B

Years in Which Premiums Were Earned and Losses Were Incurred	Cumulative Number of Claims Reported Direct and Assumed at Year End									
	1 2008	2 2009	3 2010	4 2011	5 2012	6 2013	7 2014	8 2015	9 2016	10 2017
1. Prior.....								1		
2. 2008.....										
3. 2009.....	XXX									
4. 2010.....	XXX	XXX								
5. 2011.....	XXX	XXX	XXX					3	.3	.3
6. 2012.....	XXX	XXX	XXX	XXX						
7. 2013.....	XXX	XXX	XXX	XXX	XXX					
8. 2014.....	XXX	XXX	XXX	XXX	XXX	XXX				
9. 2015.....	XXX	XXX	XXX	XXX	XXX	XXX	XXX			
10. 2016.....	XXX	XXX	XXX	XXX	XXX	XXX	XXX	XXX		
11. 2017.....	XXX	XXX	XXX	XXX	XXX	XXX	XXX	XXX	XXX	

**SCHEDULE P - PART 5H - OTHER LIABILITY - OCCURRENCE**

**SECTION 1A**

Years in Which Premiums Were Earned and Losses Were Incurred	Cumulative Number of Claims Closed with Loss Payment Direct and Assumed at Year End									
	1	2	3	4	5	6	7	8	9	10
	2008	2009	2010	2011	2012	2013	2014	2015	2016	2017
1. Prior.....	128	84	44	19	6	5	11	13	4	4
2. 2008.....	56	108	128	142	151	155	158	159	159	160
3. 2009.....	XXX	44	74	91	108	112	114	119	119	119
4. 2010.....	XXX	XXX	52	76	89	101	106	108	108	110
5. 2011.....	XXX	XXX	XXX	24	50	70	74	81	86	87
6. 2012.....	XXX	XXX	XXX	XXX	17	50	68	79	90	95
7. 2013.....	XXX	XXX	XXX	XXX	XXX	27	64	91	109	123
8. 2014.....	XXX	XXX	XXX	XXX	XXX	XXX	36	83	122	151
9. 2015.....	XXX	XXX	XXX	XXX	XXX	XXX	XXX	28	63	96
10. 2016.....	XXX	XXX	XXX	XXX	XXX	XXX	XXX	XXX	20	38
11. 2017.....	XXX	XXX	XXX	XXX	XXX	XXX	XXX	XXX	XXX	27

**SECTION 2A**

Years in Which Premiums Were Earned and Losses Were Incurred	Number of Claims Outstanding Direct and Assumed at Year End									
	1	2	3	4	5	6	7	8	9	10
	2008	2009	2010	2011	2012	2013	2014	2015	2016	2017
1. Prior.....	1,459	1,370	1,634	1,788	1,785	1,792	1,789	1,781	1,785	1,780
2. 2008.....	93	49	35	13	8	2	2	3	1	1
3. 2009.....	XXX	81	76	28	9	8	4			
4. 2010.....	XXX	XXX	95	35	13	7	1	4	1	
5. 2011.....	XXX	XXX	XXX	55	28	12	12	4	1	2
6. 2012.....	XXX	XXX	XXX	XXX	69	32	30	21	8	5
7. 2013.....	XXX	XXX	XXX	XXX	XXX	87	69	39	28	12
8. 2014.....	XXX	XXX	XXX	XXX	XXX	XXX	105	87	90	52
9. 2015.....	XXX	XXX	XXX	XXX	XXX	XXX	XXX	71	90	110
10. 2016.....	XXX	XXX	XXX	XXX	XXX	XXX	XXX	XXX	75	97
11. 2017.....	XXX	XXX	XXX	XXX	XXX	XXX	XXX	XXX	XXX	70

**SECTION 3A**

Years in Which Premiums Were Earned and Losses Were Incurred	Cumulative Number of Claims Reported Direct and Assumed at Year End									
	1	2	3	4	5	6	7	8	9	10
	2008	2009	2010	2011	2012	2013	2014	2015	2016	2017
1. Prior.....	129	70	352	198	14	15	15	8	1	
2. 2008.....	152	197	223	233	244	245	250	255	256	258
3. 2009.....	XXX	141	197	189	201	213	216	219	219	220
4. 2010.....	XXX	XXX	149	144	153	167	167	174	174	175
5. 2011.....	XXX	XXX	XXX	105	149	170	181	187	189	193
6. 2012.....	XXX	XXX	XXX	XXX	119	169	207	211	217	224
7. 2013.....	XXX	XXX	XXX	XXX	XXX	143	214	229	250	264
8. 2014.....	XXX	XXX	XXX	XXX	XXX	XXX	176	247	319	352
9. 2015.....	XXX	XXX	XXX	XXX	XXX	XXX	XXX	120	217	307
10. 2016.....	XXX	XXX	XXX	XXX	XXX	XXX	XXX	XXX	114	194
11. 2017.....	XXX	XXX	XXX	XXX	XXX	XXX	XXX	XXX	XXX	124



**SCHEDULE P - PART 5H - OTHER LIABILITY - CLAIMS-MADE**

**SECTION 1B**

Years in Which Premiums Were Earned and Losses Were Incurred	Cumulative Number of Claims Closed with Loss Payment Direct and Assumed at Year End									
	1	2	3	4	5	6	7	8	9	10
	2008	2009	2010	2011	2012	2013	2014	2015	2016	2017
1. Prior.....	.....19	.....18	.....5	.....3	.....6	.....1		.....1		
2. 2008.....	.....1	.....9	.....17	.....19	.....19	.....20	.....20	.....21	.....21	.....22
3. 2009.....	XXX.....	.....6	.....46	.....66	.....74	.....82	.....87	.....89	.....89	.....90
4. 2010.....	XXX.....	XXX.....	.....15	.....54	.....92	.....116	.....122	.....126	.....128	.....128
5. 2011.....	XXX.....	XXX.....	XXX.....	.....11	.....50	.....108	.....133	.....145	.....149	.....154
6. 2012.....	XXX.....	XXX.....	XXX.....	XXX.....	.....24	.....108	.....182	.....203	.....216	.....224
7. 2013.....	XXX.....	XXX.....	XXX.....	XXX.....	XXX.....	.....24	.....103	.....170	.....208	.....215
8. 2014.....	XXX.....	XXX.....	XXX.....	XXX.....	XXX.....	XXX.....	.....17	.....114	.....183	.....213
9. 2015.....	XXX.....	XXX.....	XXX.....	XXX.....	XXX.....	XXX.....	XXX.....	.....42	.....142	.....195
10. 2016.....	XXX.....	XXX.....	XXX.....	XXX.....	XXX.....	XXX.....	XXX.....	XXX.....	.....40	.....128
11. 2017.....	XXX.....	XXX.....	XXX.....	XXX.....	XXX.....	XXX.....	XXX.....	XXX.....	XXX.....	.....46

**SECTION 2B**

Years in Which Premiums Were Earned and Losses Were Incurred	Number of Claims Outstanding Direct and Assumed at Year End									
	1	2	3	4	5	6	7	8	9	10
	2008	2009	2010	2011	2012	2013	2014	2015	2016	2017
1. Prior.....	.....418	.....396	.....512	.....600	.....599	.....598	.....598	.....597	.....597	.....599
2. 2008.....	.....31	.....13	.....6	.....4	.....5	.....1	.....1	.....1		
3. 2009.....	XXX.....	.....40	.....47	.....30	.....13	.....2	.....2			
4. 2010.....	XXX.....	XXX.....	.....58	.....77	.....29	.....5	.....2	.....1		
5. 2011.....	XXX.....	XXX.....	XXX.....	.....77	.....119	.....45	.....7	.....3	.....2	
6. 2012.....	XXX.....	XXX.....	XXX.....	XXX.....	.....210	.....107	.....23	.....13	.....5	.....1
7. 2013.....	XXX.....	XXX.....	XXX.....	XXX.....	XXX.....	.....105	.....81	.....30	.....14	.....5
8. 2014.....	XXX.....	XXX.....	XXX.....	XXX.....	XXX.....	XXX.....	.....65	.....83	.....26	.....11
9. 2015.....	XXX.....	XXX.....	XXX.....	XXX.....	XXX.....	XXX.....	XXX.....	.....96	.....56	.....12
10. 2016.....	XXX.....	XXX.....	XXX.....	XXX.....	XXX.....	XXX.....	XXX.....	XXX.....	.....86	.....57
11. 2017.....	XXX.....	XXX.....	XXX.....	XXX.....	XXX.....	XXX.....	XXX.....	XXX.....	XXX.....	.....94

**SECTION 3B**

Years in Which Premiums Were Earned and Losses Were Incurred	Cumulative Number of Claims Reported Direct and Assumed at Year End									
	1	2	3	4	5	6	7	8	9	10
	2008	2009	2010	2011	2012	2013	2014	2015	2016	2017
1. Prior.....	.....20	.....21	.....127	.....105	.....11	.....3	.....2	.....1		
2. 2008.....	.....41	.....42	.....52	.....54	.....60	.....60	.....61	.....63	.....63	.....64
3. 2009.....	XXX.....	.....46	.....113	.....149	.....156	.....165	.....173	.....175	.....175	.....176
4. 2010.....	XXX.....	XXX.....	.....80	.....199	.....250	.....269	.....278	.....281	.....282	.....282
5. 2011.....	XXX.....	XXX.....	XXX.....	.....96	.....266	.....306	.....311	.....327	.....334	.....337
6. 2012.....	XXX.....	XXX.....	XXX.....	XXX.....	.....267	.....406	.....452	.....491	.....505	.....510
7. 2013.....	XXX.....	XXX.....	XXX.....	XXX.....	XXX.....	.....166	.....297	.....349	.....384	.....388
8. 2014.....	XXX.....	XXX.....	XXX.....	XXX.....	XXX.....	XXX.....	.....101	.....271	.....322	.....346
9. 2015.....	XXX.....	XXX.....	XXX.....	XXX.....	XXX.....	XXX.....	XXX.....	.....160	.....269	.....297
10. 2016.....	XXX.....	XXX.....	XXX.....	XXX.....	XXX.....	XXX.....	XXX.....	XXX.....	.....142	.....244
11. 2017.....	XXX.....	XXX.....	XXX.....	XXX.....	XXX.....	XXX.....	XXX.....	XXX.....	XXX.....	.....149

**SCHEDULE P - PART 5R - PRODUCTS LIABILITY - OCCURRENCE**

SECTION 1A

Years in Which Premiums Were Earned and Losses Were Incurred	Cumulative Number of Claims Closed with Loss Payment Direct and Assumed at Year End									
	1	2	3	4	5	6	7	8	9	10
	2008	2009	2010	2011	2012	2013	2014	2015	2016	2017
1. Prior.....	.....6	.....4	.....12	.....11	.....7	.....4	.....12	.....24	.....21	.....18
2. 2008.....	.....	.....	.....	.....2	.....3	.....6	.....7	.....11	.....15	.....15
3. 2009.....	XXX.....	.....	.....1	.....3	.....3	.....3	.....3	.....4	.....5	.....8
4. 2010.....	XXX.....	XXX.....	.....	.....	.....2	.....2	.....3	.....3	.....3	.....3
5. 2011.....	XXX.....	XXX.....	XXX.....	.....1	.....2	.....2	.....2	.....3	.....3	.....3
6. 2012.....	XXX.....	XXX.....	XXX.....	XXX.....	.....	.....	.....2	.....3	.....4	.....4
7. 2013.....	XXX.....	XXX.....	XXX.....	XXX.....	XXX.....	.....	.....	.....	.....1	.....1
8. 2014.....	XXX.....	XXX.....	XXX.....	XXX.....	XXX.....	XXX.....	.....	.....1	.....1	.....1
9. 2015.....	XXX.....	XXX.....	XXX.....	XXX.....	XXX.....	XXX.....	XXX.....	.....	.....1	.....1
10. 2016.....	XXX.....	XXX.....	XXX.....	XXX.....	XXX.....	XXX.....	XXX.....	XXX.....	.....2	.....3
11. 2017.....	XXX.....	XXX.....	XXX.....	XXX.....	XXX.....	XXX.....	XXX.....	XXX.....	XXX.....	.....1

SECTION 2A

Years in Which Premiums Were Earned and Losses Were Incurred	Number of Claims Outstanding Direct and Assumed at Year End									
	1	2	3	4	5	6	7	8	9	10
	2008	2009	2010	2011	2012	2013	2014	2015	2016	2017
1. Prior.....	.....48	.....55	.....61	.....48	.....44	.....49	.....58	.....58	.....53	.....41
2. 2008.....	.....1	.....1	.....4	.....3	.....3	.....3	.....3	.....5	.....1	.....2
3. 2009.....	XXX.....	.....1	.....3	.....	.....	.....1	.....2	.....4	.....3	.....
4. 2010.....	XXX.....	XXX.....	.....2	.....1	.....	.....1	.....	.....	.....	.....
5. 2011.....	XXX.....	XXX.....	XXX.....	.....1	.....1	.....1	.....1	.....	.....	.....1
6. 2012.....	XXX.....	XXX.....	XXX.....	XXX.....	.....	.....2	.....1	.....3	.....	.....
7. 2013.....	XXX.....	XXX.....	XXX.....	XXX.....	XXX.....	.....	.....2	.....1	.....	.....
8. 2014.....	XXX.....	XXX.....	XXX.....	XXX.....	XXX.....	XXX.....	.....1	.....1	.....	.....4
9. 2015.....	XXX.....	XXX.....	XXX.....	XXX.....	XXX.....	XXX.....	XXX.....	.....1	.....	.....
10. 2016.....	XXX.....	XXX.....	XXX.....	XXX.....	XXX.....	XXX.....	XXX.....	XXX.....	.....4	.....2
11. 2017.....	XXX.....	XXX.....	XXX.....	XXX.....	XXX.....	XXX.....	XXX.....	XXX.....	XXX.....	.....4

SECTION 3A

Years in Which Premiums Were Earned and Losses Were Incurred	Cumulative Number of Claims Reported Direct and Assumed at Year End									
	1	2	3	4	5	6	7	8	9	10
	2008	2009	2010	2011	2012	2013	2014	2015	2016	2017
1. Prior.....	.....16	.....13	.....26	.....2	.....8	.....17	.....27	.....20	.....5	.....
2. 2008.....	.....1	.....2	.....5	.....8	.....9	.....14	.....18	.....25	.....27	.....29
3. 2009.....	XXX.....	.....1	.....4	.....5	.....5	.....7	.....8	.....12	.....12	.....12
4. 2010.....	XXX.....	XXX.....	.....2	.....1	.....2	.....3	.....3	.....3	.....3	.....3
5. 2011.....	XXX.....	XXX.....	XXX.....	.....2	.....3	.....3	.....3	.....3	.....3	.....4
6. 2012.....	XXX.....	XXX.....	XXX.....	XXX.....	.....	.....2	.....4	.....8	.....7	.....7
7. 2013.....	XXX.....	XXX.....	XXX.....	XXX.....	XXX.....	.....	.....2	.....3	.....3	.....3
8. 2014.....	XXX.....	XXX.....	XXX.....	XXX.....	XXX.....	XXX.....	.....1	.....4	.....4	.....9
9. 2015.....	XXX.....	XXX.....	XXX.....	XXX.....	XXX.....	XXX.....	XXX.....	.....1	.....2	.....2
10. 2016.....	XXX.....	XXX.....	XXX.....	XXX.....	XXX.....	XXX.....	XXX.....	XXX.....	.....6	.....6
11. 2017.....	XXX.....	XXX.....	XXX.....	XXX.....	XXX.....	XXX.....	XXX.....	XXX.....	XXX.....	.....6

**SCHEDULE P - PART 5R - PRODUCTS LIABILITY - CLAIMS-MADE**

**SECTION 1B**

Years in Which Premiums Were Earned and Losses Were Incurred	Cumulative Number of Claims Closed with Loss Payment Direct and Assumed at Year End									
	1	2	3	4	5	6	7	8	9	10
	2008	2009	2010	2011	2012	2013	2014	2015	2016	2017
1. Prior.....								2	1	
2. 2008.....										
3. 2009.....	XXX									
4. 2010.....	XXX	XXX								
5. 2011.....	XXX	XXX	XXX							
6. 2012.....	XXX	XXX	XXX	XXX						
7. 2013.....	XXX	XXX	XXX	XXX	XXX					
8. 2014.....	XXX	XXX	XXX	XXX	XXX	XXX				
9. 2015.....	XXX	XXX	XXX	XXX	XXX	XXX	XXX			
10. 2016.....	XXX	XXX	XXX	XXX	XXX	XXX	XXX	XXX		
11. 2017.....	XXX	XXX	XXX	XXX	XXX	XXX	XXX	XXX	XXX	

**SECTION 2B**

Years in Which Premiums Were Earned and Losses Were Incurred	Number of Claims Outstanding Direct and Assumed at Year End									
	1	2	3	4	5	6	7	8	9	10
	2008	2009	2010	2011	2012	2013	2014	2015	2016	2017
1. Prior.....								1		
2. 2008.....										
3. 2009.....	XXX									
4. 2010.....	XXX	XXX								
5. 2011.....	XXX	XXX	XXX							
6. 2012.....	XXX	XXX	XXX	XXX						
7. 2013.....	XXX	XXX	XXX	XXX	XXX					
8. 2014.....	XXX	XXX	XXX	XXX	XXX	XXX				
9. 2015.....	XXX	XXX	XXX	XXX	XXX	XXX	XXX			
10. 2016.....	XXX	XXX	XXX	XXX	XXX	XXX	XXX	XXX		
11. 2017.....	XXX	XXX	XXX	XXX	XXX	XXX	XXX	XXX	XXX	

**SECTION 3B**

Years in Which Premiums Were Earned and Losses Were Incurred	Cumulative Number of Claims Reported Direct and Assumed at Year End									
	1	2	3	4	5	6	7	8	9	10
	2008	2009	2010	2011	2012	2013	2014	2015	2016	2017
1. Prior.....								2		
2. 2008.....										
3. 2009.....	XXX									
4. 2010.....	XXX	XXX								
5. 2011.....	XXX	XXX	XXX							
6. 2012.....	XXX	XXX	XXX	XXX						
7. 2013.....	XXX	XXX	XXX	XXX	XXX					
8. 2014.....	XXX	XXX	XXX	XXX	XXX	XXX				
9. 2015.....	XXX	XXX	XXX	XXX	XXX	XXX	XXX			
10. 2016.....	XXX	XXX	XXX	XXX	XXX	XXX	XXX	XXX		
11. 2017.....	XXX	XXX	XXX	XXX	XXX	XXX	XXX	XXX	XXX	

SCOTTSDALE INDEMNITY COMPANY  
SCHEDULE P - PART 5T - WARRANTY

SECTION 1

Years in Which Premiums Were Earned and Losses Were Incurred	Cumulative Number of Claims Closed with Loss Payment Direct and Assumed at Year End									
	1	2	3	4	5	6	7	8	9	10
	2008	2009	2010	2011	2012	2013	2014	2015	2016	2017
1. Prior.....	XXX.....	XXX.....	XXX.....	XXX.....	XXX.....	XXX.....	XXX.....	.....	.....	.....
2. 2016.....	XXX.....	XXX.....	XXX.....	XXX.....	XXX.....	XXX.....	XXX.....	XXX.....	.....	.....
3. 2017.....	XXX.....	XXX.....	XXX.....	XXX.....	XXX.....	XXX.....	XXX.....	XXX.....	XXX.....	.....

SECTION 2

Years in Which Premiums Were Earned and Losses Were Incurred	Number of Claims Outstanding Direct and Assumed at Year End									
	1	2	3	4	5	6	7	8	9	10
	2008	2009	2010	2011	2012	2013	2014	2015	2016	2017
1. Prior.....	XXX.....	XXX.....	XXX.....	XXX.....	XXX.....	XXX.....	XXX.....	.....	.....	.....
2. 2016.....	XXX.....	XXX.....	XXX.....	XXX.....	XXX.....	XXX.....	XXX.....	XXX.....	.....	.....
3. 2017.....	XXX.....	XXX.....	XXX.....	XXX.....	XXX.....	XXX.....	XXX.....	XXX.....	XXX.....	.....

SECTION 3

Years in Which Premiums Were Earned and Losses Were Incurred	Cumulative Number of Claims Reported Direct and Assumed at Year End									
	1	2	3	4	5	6	7	8	9	10
	2008	2009	2010	2011	2012	2013	2014	2015	2016	2017
1. Prior.....	XXX.....	XXX.....	XXX.....	XXX.....	XXX.....	XXX.....	XXX.....	.....	.....	.....
2. 2016.....	XXX.....	XXX.....	XXX.....	XXX.....	XXX.....	XXX.....	XXX.....	XXX.....	.....	.....
3. 2017.....	XXX.....	XXX.....	XXX.....	XXX.....	XXX.....	XXX.....	XXX.....	XXX.....	XXX.....	.....

**SCHEDULE P - PART 6C - COMMERCIAL AUTO/TRUCK LIABILITY/MEDICAL**

**SECTION 1**

Years in Which Premiums Were Earned and Losses Were Incurred	Cumulative Premiums Earned Direct and Assumed at Year End (\$000 omitted)										11 Current Year Premiums Earned
	1	2	3	4	5	6	7	8	9	10	
	2008	2009	2010	2011	2012	2013	2014	2015	2016	2017	
1. Prior.....										0	
2. 2008.....	19,981	19,981	19,981	19,981	19,981	19,981	19,981	19,981	19,981	19,981	
3. 2009.....	XXX	17,780	17,780	17,780	17,780	17,780	17,780	17,780	17,780	17,780	
4. 2010.....	XXX	XXX	16,823	16,823	16,823	16,823	16,823	16,823	16,823	16,823	
5. 2011.....	XXX	XXX	XXX	21,238	21,238	21,238	21,238	21,238	21,238	21,238	
6. 2012.....	XXX	XXX	XXX	XXX	32,705	32,705	32,705	32,705	32,705	32,705	
7. 2013.....	XXX	XXX	XXX	XXX	XXX	35,612	35,612	35,612	35,612	35,612	
8. 2014.....	XXX	XXX	XXX	XXX	XXX	XXX	36,525	36,525	36,525	36,525	
9. 2015.....	XXX	XXX	XXX	XXX	XXX	XXX	XXX	34,527	34,527	34,527	
10. 2016.....	XXX	XXX	XXX	XXX	XXX	XXX	XXX	XXX	37,062	37,062	
11. 2017.....	XXX	XXX	XXX	XXX	XXX	XXX	XXX	XXX	XXX	40,889	40,889
12. Total.....	XXX	XXX	XXX	XXX	XXX	XXX	XXX	XXX	XXX	XXX	40,889
13. Earned Prems.(P-Pt 1).....	19,981	17,780	16,823	21,238	32,705	35,612	36,525	34,527	37,062	40,889	XXX

**SECTION 2**

Years in Which Premiums Were Earned and Losses Were Incurred	Cumulative Premiums Earned Ceded at Year End (\$000 omitted)										11 Current Year Premiums Earned
	1	2	3	4	5	6	7	8	9	10	
	2008	2009	2010	2011	2012	2013	2014	2015	2016	2017	
1. Prior.....										0	
2. 2008.....	19,981	19,981	19,981	19,981	19,981	19,981	19,981	19,981	19,981	19,981	
3. 2009.....	XXX	17,780	17,780	17,780	17,780	17,780	17,780	17,780	17,780	17,780	
4. 2010.....	XXX	XXX	16,823	16,823	16,823	16,823	16,823	16,823	16,823	16,823	
5. 2011.....	XXX	XXX	XXX	21,238	21,238	21,238	21,238	21,238	21,238	21,238	
6. 2012.....	XXX	XXX	XXX	XXX	32,705	32,705	32,705	32,705	32,705	32,705	
7. 2013.....	XXX	XXX	XXX	XXX	XXX	35,612	35,612	35,612	35,612	35,612	
8. 2014.....	XXX	XXX	XXX	XXX	XXX	XXX	36,525	36,525	36,525	36,525	
9. 2015.....	XXX	XXX	XXX	XXX	XXX	XXX	XXX	34,527	34,527	34,527	
10. 2016.....	XXX	XXX	XXX	XXX	XXX	XXX	XXX	XXX	37,062	37,062	
11. 2017.....	XXX	XXX	XXX	XXX	XXX	XXX	XXX	XXX	XXX	40,889	40,889
12. Total.....	XXX	XXX	XXX	XXX	XXX	XXX	XXX	XXX	XXX	XXX	40,889
13. Earned Prems.(P-Pt 1).....	19,981	17,780	16,823	21,238	32,705	35,612	36,525	34,527	37,062	40,889	XXX

**SCHEDULE P - PART 6D - WORKERS' COMPENSATION  
(EXCLUDING EXCESS WORKERS' COMPENSATION)**

**SECTION 1**

Years in Which Premiums Were Earned and Losses Were Incurred	Cumulative Premiums Earned Direct and Assumed at Year End (\$000 omitted)										11 Current Year Premiums Earned
	1	2	3	4	5	6	7	8	9	10	
	2008	2009	2010	2011	2012	2013	2014	2015	2016	2017	
1. Prior.....										0	
2. 2008.....										0	
3. 2009.....	XXX									0	
4. 2010.....	XXX	XXX								0	
5. 2011.....	XXX	XXX	XXX							0	
6. 2012.....	XXX	XXX	XXX	XXX						0	
7. 2013.....	XXX	XXX	XXX	XXX	XXX					0	
8. 2014.....	XXX	XXX	XXX	XXX	XXX	XXX				0	
9. 2015.....	XXX	XXX	XXX	XXX	XXX	XXX	XXX			0	
10. 2016.....	XXX	XXX	XXX	XXX	XXX	XXX	XXX	XXX		0	
11. 2017.....	XXX	XXX	XXX	XXX	XXX	XXX	XXX	XXX	XXX	0	
12. Total.....	XXX	XXX	XXX	XXX	XXX	XXX	XXX	XXX	XXX	XXX	0
13. Earned Prems.(P-Pt 1).....											XXX

**SECTION 2**

Years in Which Premiums Were Earned and Losses Were Incurred	Cumulative Premiums Earned Ceded at Year End (\$000 omitted)										11 Current Year Premiums Earned
	1	2	3	4	5	6	7	8	9	10	
	2008	2009	2010	2011	2012	2013	2014	2015	2016	2017	
1. Prior.....										0	
2. 2008.....										0	
3. 2009.....	XXX									0	
4. 2010.....	XXX	XXX								0	
5. 2011.....	XXX	XXX	XXX							0	
6. 2012.....	XXX	XXX	XXX	XXX						0	
7. 2013.....	XXX	XXX	XXX	XXX	XXX					0	
8. 2014.....	XXX	XXX	XXX	XXX	XXX	XXX				0	
9. 2015.....	XXX	XXX	XXX	XXX	XXX	XXX	XXX			0	
10. 2016.....	XXX	XXX	XXX	XXX	XXX	XXX	XXX	XXX		0	
11. 2017.....	XXX	XXX	XXX	XXX	XXX	XXX	XXX	XXX	XXX	0	
12. Total.....	XXX	XXX	XXX	XXX	XXX	XXX	XXX	XXX	XXX	XXX	0
13. Earned Prems.(P-Pt 1).....											XXX

**SCHEDULE P - PART 6E - COMMERCIAL MULTIPLE PERIL**

**SECTION 1**

Years in Which Premiums Were Earned and Losses Were Incurred	Cumulative Premiums Earned Direct and Assumed at Year End (\$000 omitted)										11 Current Year Premiums Earned
	1	2	3	4	5	6	7	8	9	10	
	2008	2009	2010	2011	2012	2013	2014	2015	2016	2017	
1. Prior.....										0	
2. 2008.....	7,743	7,743	7,743	7,743	7,743	7,743	7,743	7,743	7,743	7,743	
3. 2009.....	XXX	6,514	6,514	6,514	6,514	6,514	6,514	6,514	6,514	6,514	
4. 2010.....	XXX	XXX	7,074	7,074	7,074	7,074	7,074	7,074	7,074	7,074	
5. 2011.....	XXX	XXX	XXX	8,815	8,815	8,815	8,815	8,815	8,815	8,815	
6. 2012.....	XXX	XXX	XXX	XXX	9,971	9,971	9,971	9,971	9,971	9,971	
7. 2013.....	XXX	XXX	XXX	XXX	XXX	11,361	11,361	11,361	11,361	11,361	
8. 2014.....	XXX	XXX	XXX	XXX	XXX	XXX	12,880	12,880	12,880	12,880	
9. 2015.....	XXX	XXX	XXX	XXX	XXX	XXX	XXX	14,808	14,808	14,808	
10. 2016.....	XXX	XXX	XXX	XXX	XXX	XXX	XXX	XXX	16,069	16,069	
11. 2017.....	XXX	XXX	XXX	XXX	XXX	XXX	XXX	XXX	XXX	16,405	16,405
12. Total.....	XXX	XXX	XXX	XXX	XXX	XXX	XXX	XXX	XXX	XXX	16,405
13. Earned Prems.(P-Pt 1)	7,743	6,514	7,074	8,815	9,971	11,361	12,880	14,808	16,069	16,405	XXX

**SECTION 2**

Years in Which Premiums Were Earned and Losses Were Incurred	Cumulative Premiums Earned Ceded at Year End (\$000 omitted)										11 Current Year Premiums Earned
	1	2	3	4	5	6	7	8	9	10	
	2008	2009	2010	2011	2012	2013	2014	2015	2016	2017	
1. Prior.....										0	
2. 2008.....	7,743	7,743	7,743	7,743	7,743	7,743	7,743	7,743	7,743	7,743	
3. 2009.....	XXX	6,514	6,514	6,514	6,514	6,514	6,514	6,514	6,514	6,514	
4. 2010.....	XXX	XXX	7,074	7,074	7,074	7,074	7,074	7,074	7,074	7,074	
5. 2011.....	XXX	XXX	XXX	8,815	8,815	8,815	8,815	8,815	8,815	8,815	
6. 2012.....	XXX	XXX	XXX	XXX	9,971	9,971	9,971	9,971	9,971	9,971	
7. 2013.....	XXX	XXX	XXX	XXX	XXX	11,361	11,361	11,361	11,361	11,361	
8. 2014.....	XXX	XXX	XXX	XXX	XXX	XXX	12,880	12,880	12,880	12,880	
9. 2015.....	XXX	XXX	XXX	XXX	XXX	XXX	XXX	14,808	14,808	14,808	
10. 2016.....	XXX	XXX	XXX	XXX	XXX	XXX	XXX	XXX	16,069	16,069	
11. 2017.....	XXX	XXX	XXX	XXX	XXX	XXX	XXX	XXX	XXX	16,405	16,405
12. Total.....	XXX	XXX	XXX	XXX	XXX	XXX	XXX	XXX	XXX	XXX	16,405
13. Earned Prems.(P-Pt 1)	7,743	6,514	7,074	8,815	9,971	11,361	12,880	14,808	16,069	16,405	XXX

**SCHEDULE P - PART 6H - OTHER LIABILITY - OCCURRENCE**

**SECTION 1A**

Years in Which Premiums Were Earned and Losses Were Incurred	Cumulative Premiums Earned Direct and Assumed at Year End (\$000 omitted)										11 Current Year Premiums Earned
	1	2	3	4	5	6	7	8	9	10	
	2008	2009	2010	2011	2012	2013	2014	2015	2016	2017	
1. Prior.....										0	
2. 2008.....	33,772	33,772	33,772	33,772	33,772	33,772	33,772	33,772	33,772	33,772	
3. 2009.....	XXX	29,383	29,383	29,383	29,383	29,383	29,383	29,383	29,383	29,383	
4. 2010.....	XXX	XXX	24,847	24,847	24,847	24,847	24,847	24,847	24,847	24,847	
5. 2011.....	XXX	XXX	XXX	23,179	23,179	23,179	23,179	23,179	23,179	23,179	
6. 2012.....	XXX	XXX	XXX	XXX	37,816	37,816	37,816	37,816	37,816	37,816	
7. 2013.....	XXX	XXX	XXX	XXX	XXX	44,735	44,735	44,735	44,735	44,735	
8. 2014.....	XXX	XXX	XXX	XXX	XXX	XXX	47,389	47,389	47,389	47,389	
9. 2015.....	XXX	XXX	XXX	XXX	XXX	XXX	XXX	54,469	54,469	54,469	
10. 2016.....	XXX	XXX	XXX	XXX	XXX	XXX	XXX	XXX	69,060	69,060	
11. 2017.....	XXX	XXX	XXX	XXX	XXX	XXX	XXX	XXX	XXX	60,603	60,603
12. Total.....	XXX	XXX	XXX	XXX	XXX	XXX	XXX	XXX	XXX	XXX	60,603
13. Earned Prems.(P-Pt 1)	33,772	29,383	24,847	23,179	37,816	44,735	47,389	54,469	69,060	60,603	XXX

**SECTION 2A**

Years in Which Premiums Were Earned and Losses Were Incurred	Cumulative Premiums Earned Ceded at Year End (\$000 omitted)										11 Current Year Premiums Earned
	1	2	3	4	5	6	7	8	9	10	
	2008	2009	2010	2011	2012	2013	2014	2015	2016	2017	
1. Prior.....										0	
2. 2008.....	33,772	33,772	33,772	33,772	33,772	33,772	33,772	33,772	33,772	33,772	
3. 2009.....	XXX	29,383	29,383	29,383	29,383	29,383	29,383	29,383	29,383	29,383	
4. 2010.....	XXX	XXX	24,847	24,847	24,847	24,847	24,847	24,847	24,847	24,847	
5. 2011.....	XXX	XXX	XXX	23,179	23,179	23,179	23,179	23,179	23,179	23,179	
6. 2012.....	XXX	XXX	XXX	XXX	37,816	37,816	37,816	37,816	37,816	37,816	
7. 2013.....	XXX	XXX	XXX	XXX	XXX	44,735	44,735	44,735	44,735	44,735	
8. 2014.....	XXX	XXX	XXX	XXX	XXX	XXX	47,389	47,389	47,389	47,389	
9. 2015.....	XXX	XXX	XXX	XXX	XXX	XXX	XXX	54,469	54,469	54,469	
10. 2016.....	XXX	XXX	XXX	XXX	XXX	XXX	XXX	XXX	69,060	69,060	
11. 2017.....	XXX	XXX	XXX	XXX	XXX	XXX	XXX	XXX	XXX	60,603	60,603
12. Total.....	XXX	XXX	XXX	XXX	XXX	XXX	XXX	XXX	XXX	XXX	60,603
13. Earned Prems.(P-Pt 1)	33,772	29,383	24,847	23,179	37,816	44,735	47,389	54,469	69,060	60,603	XXX

**SCHEDULE P - PART 6H - OTHER LIABILITY - CLAIMS-MADE**

**SECTION 1B**

Years in Which Premiums Were Earned and Losses Were Incurred	Cumulative Premiums Earned Direct and Assumed at Year End (\$000 omitted)										11 Current Year Premiums Earned
	1	2	3	4	5	6	7	8	9	10	
	2008	2009	2010	2011	2012	2013	2014	2015	2016	2017	
1. Prior.....										0	
2. 2008.....	16,749	16,749	16,749	16,749	16,749	16,749	16,749	16,749	16,749	16,749	
3. 2009.....	XXX	51,366	51,366	51,366	51,366	51,366	51,366	51,366	51,366	51,366	
4. 2010.....	XXX	XXX	77,393	77,393	77,393	77,393	77,393	77,393	77,393	77,393	
5. 2011.....	XXX	XXX	XXX	89,985	89,985	89,985	89,985	89,985	89,985	89,985	
6. 2012.....	XXX	XXX	XXX	XXX	82,963	82,963	82,963	82,963	82,963	82,963	
7. 2013.....	XXX	XXX	XXX	XXX	XXX	91,179	91,179	91,179	91,179	91,179	
8. 2014.....	XXX	XXX	XXX	XXX	XXX	XXX	100,299	100,299	100,299	100,299	
9. 2015.....	XXX	XXX	XXX	XXX	XXX	XXX	XXX	108,988	108,988	108,988	
10. 2016.....	XXX	XXX	XXX	XXX	XXX	XXX	XXX	XXX	115,523	115,523	
11. 2017.....	XXX	XXX	XXX	XXX	XXX	XXX	XXX	XXX	XXX	116,744	116,744
12. Total.....	XXX	XXX	XXX	XXX	XXX	XXX	XXX	XXX	XXX	XXX	116,744
13. Earned Prems.(P-Pt 1).....	16,749	51,366	77,393	89,985	82,963	91,179	100,299	108,988	115,523	116,744	XXX

**SECTION 2B**

Years in Which Premiums Were Earned and Losses Were Incurred	Cumulative Premiums Earned Ceded at Year End (\$000 omitted)										11 Current Year Premiums Earned
	1	2	3	4	5	6	7	8	9	10	
	2008	2009	2010	2011	2012	2013	2014	2015	2016	2017	
1. Prior.....										0	
2. 2008.....	16,749	16,749	16,749	16,749	16,749	16,749	16,749	16,749	16,749	16,749	
3. 2009.....	XXX	51,366	51,366	51,366	51,366	51,366	51,366	51,366	51,366	51,366	
4. 2010.....	XXX	XXX	77,393	77,393	77,393	77,393	77,393	77,393	77,393	77,393	
5. 2011.....	XXX	XXX	XXX	89,985	89,985	89,985	89,985	89,985	89,985	89,985	
6. 2012.....	XXX	XXX	XXX	XXX	82,963	82,963	82,963	82,963	82,963	82,963	
7. 2013.....	XXX	XXX	XXX	XXX	XXX	91,179	91,179	91,179	91,179	91,179	
8. 2014.....	XXX	XXX	XXX	XXX	XXX	XXX	100,299	100,299	100,299	100,299	
9. 2015.....	XXX	XXX	XXX	XXX	XXX	XXX	XXX	108,988	108,988	108,988	
10. 2016.....	XXX	XXX	XXX	XXX	XXX	XXX	XXX	XXX	115,523	115,523	
11. 2017.....	XXX	XXX	XXX	XXX	XXX	XXX	XXX	XXX	XXX	116,744	116,744
12. Total.....	XXX	XXX	XXX	XXX	XXX	XXX	XXX	XXX	XXX	XXX	116,744
13. Earned Prems.(P-Pt 1).....	16,749	51,366	77,393	89,985	82,963	91,179	100,299	108,988	115,523	116,744	XXX

**SCHEDULE P - PART 6M - INTERNATIONAL**

**SECTION 1**

Years in Which Premiums Were Earned and Losses Were Incurred	Cumulative Premiums Earned Direct and Assumed at Year End (\$000 omitted)										11 Current Year Premiums Earned
	1	2	3	4	5	6	7	8	9	10	
	2008	2009	2010	2011	2012	2013	2014	2015	2016	2017	
1. Prior.....										0	
2. 2008.....										0	
3. 2009.....	XXX									0	
4. 2010.....	XXX	XXX								0	
5. 2011.....	XXX	XXX	XXX							0	
6. 2012.....	XXX	XXX	XXX	XXX						0	
7. 2013.....	XXX	XXX	XXX	XXX	XXX					0	
8. 2014.....	XXX	XXX	XXX	XXX	XXX	XXX				0	
9. 2015.....	XXX	XXX	XXX	XXX	XXX	XXX	XXX			0	
10. 2016.....	XXX	XXX	XXX	XXX	XXX	XXX	XXX	XXX		0	
11. 2017.....	XXX	XXX	XXX	XXX	XXX	XXX	XXX	XXX	XXX	0	
12. Total.....	XXX	XXX	XXX	XXX	XXX	XXX	XXX	XXX	XXX	XXX	0
13. Earned Prems.(P-Pt 1).....										XXX	XXX

**SECTION 2**

Years in Which Premiums Were Earned and Losses Were Incurred	Cumulative Premiums Earned Ceded at Year End (\$000 omitted)										11 Current Year Premiums Earned
	1	2	3	4	5	6	7	8	9	10	
	2008	2009	2010	2011	2012	2013	2014	2015	2016	2017	
1. Prior.....										0	
2. 2008.....										0	
3. 2009.....	XXX									0	
4. 2010.....	XXX	XXX								0	
5. 2011.....	XXX	XXX	XXX							0	
6. 2012.....	XXX	XXX	XXX	XXX						0	
7. 2013.....	XXX	XXX	XXX	XXX	XXX					0	
8. 2014.....	XXX	XXX	XXX	XXX	XXX	XXX				0	
9. 2015.....	XXX	XXX	XXX	XXX	XXX	XXX	XXX			0	
10. 2016.....	XXX	XXX	XXX	XXX	XXX	XXX	XXX	XXX		0	
11. 2017.....	XXX	XXX	XXX	XXX	XXX	XXX	XXX	XXX	XXX	0	
12. Total.....	XXX	XXX	XXX	XXX	XXX	XXX	XXX	XXX	XXX	XXX	0
13. Earned Prems.(P-Pt 1).....										XXX	XXX

**SCHEDULE P - PART 6N - REINSURANCE**

NONPROPORTIONAL ASSUMED PROPERTY  
SECTION 1

Years in Which Premiums Were Earned and Losses Were Incurred	Cumulative Premiums Earned Direct and Assumed at Year End (\$000 omitted)										11 Current Year Premiums Earned
	1	2	3	4	5	6	7	8	9	10	
	2008	2009	2010	2011	2012	2013	2014	2015	2016	2017	
1. Prior.....										.0	
2. 2008.....										.0	
3. 2009.....	XXX									.0	
4. 2010.....	XXX	XXX								.0	
5. 2011.....	XXX	XXX	XXX							.0	
6. 2012.....	XXX	XXX	XXX	XXX						.0	
7. 2013.....	XXX	XXX	XXX	XXX	XXX					.0	
8. 2014.....	XXX	XXX	XXX	XXX	XXX	XXX				.0	
9. 2015.....	XXX	XXX	XXX	XXX	XXX	XXX	XXX			.0	
10. 2016.....	XXX	XXX	XXX	XXX	XXX	XXX	XXX	XXX		.0	
11. 2017.....	XXX	XXX	XXX	XXX	XXX	XXX	XXX	XXX	XXX	.0	
12. Total.....	XXX	XXX	XXX	XXX	XXX	XXX	XXX	XXX	XXX	.XXX	0
13. Earned Prens.(P-Pt.1)											.XXX

SECTION 2

Years in Which Premiums Were Earned and Losses Were Incurred	Cumulative Premiums Earned Ceded at Year End (\$000 omitted)										11 Current Year Premiums Earned
	1	2	3	4	5	6	7	8	9	10	
	2008	2009	2010	2011	2012	2013	2014	2015	2016	2017	
1. Prior.....										.0	
2. 2008.....										.0	
3. 2009.....	XXX									.0	
4. 2010.....	XXX	XXX								.0	
5. 2011.....	XXX	XXX	XXX							.0	
6. 2012.....	XXX	XXX	XXX	XXX						.0	
7. 2013.....	XXX	XXX	XXX	XXX	XXX					.0	
8. 2014.....	XXX	XXX	XXX	XXX	XXX	XXX				.0	
9. 2015.....	XXX	XXX	XXX	XXX	XXX	XXX	XXX			.0	
10. 2016.....	XXX	XXX	XXX	XXX	XXX	XXX	XXX	XXX		.0	
11. 2017.....	XXX	XXX	XXX	XXX	XXX	XXX	XXX	XXX	XXX	.0	
12. Total.....	XXX	XXX	XXX	XXX	XXX	XXX	XXX	XXX	XXX	.XXX	0
13. Earned Prens.(P-Pt.1)											.XXX

**SCHEDULE P - PART 6O - REINSURANCE**

NONPROPORTIONAL ASSUMED LIABILITY  
SECTION 1

Years in Which Premiums Were Earned and Losses Were Incurred	Cumulative Premiums Earned Direct and Assumed at Year End (\$000 omitted)										11 Current Year Premiums Earned
	1	2	3	4	5	6	7	8	9	10	
	2008	2009	2010	2011	2012	2013	2014	2015	2016	2017	
1. Prior.....										.0	
2. 2008.....										.0	
3. 2009.....	XXX									.0	
4. 2010.....	XXX	XXX								.0	
5. 2011.....	XXX	XXX	XXX							.0	
6. 2012.....	XXX	XXX	XXX	XXX						.0	
7. 2013.....	XXX	XXX	XXX	XXX	XXX					.0	
8. 2014.....	XXX	XXX	XXX	XXX	XXX	XXX				.0	
9. 2015.....	XXX	XXX	XXX	XXX	XXX	XXX	XXX			.0	
10. 2016.....	XXX	XXX	XXX	XXX	XXX	XXX	XXX	XXX		.0	
11. 2017.....	XXX	XXX	XXX	XXX	XXX	XXX	XXX	XXX	XXX	.0	
12. Total.....	XXX	XXX	XXX	XXX	XXX	XXX	XXX	XXX	XXX	.XXX	0
13. Earned Prens.(P-Pt.1)											.XXX

SECTION 2

Years in Which Premiums Were Earned and Losses Were Incurred	Cumulative Premiums Earned Ceded at Year End (\$000 omitted)										11 Current Year Premiums Earned
	1	2	3	4	5	6	7	8	9	10	
	2008	2009	2010	2011	2012	2013	2014	2015	2016	2017	
1. Prior.....										.0	
2. 2008.....										.0	
3. 2009.....	XXX									.0	
4. 2010.....	XXX	XXX								.0	
5. 2011.....	XXX	XXX	XXX							.0	
6. 2012.....	XXX	XXX	XXX	XXX						.0	
7. 2013.....	XXX	XXX	XXX	XXX	XXX					.0	
8. 2014.....	XXX	XXX	XXX	XXX	XXX	XXX				.0	
9. 2015.....	XXX	XXX	XXX	XXX	XXX	XXX	XXX			.0	
10. 2016.....	XXX	XXX	XXX	XXX	XXX	XXX	XXX	XXX		.0	
11. 2017.....	XXX	XXX	XXX	XXX	XXX	XXX	XXX	XXX	XXX	.0	
12. Total.....	XXX	XXX	XXX	XXX	XXX	XXX	XXX	XXX	XXX	.XXX	0
13. Earned Prens.(P-Pt.1)											.XXX



**SCHEDULE P - PART 6R - PRODUCTS LIABILITY - OCCURRENCE**

**SECTION 1A**

Years in Which Premiums Were Earned and Losses Were Incurred	Cumulative Premiums Earned Direct and Assumed at Year End (\$000 omitted)										11 Current Year Premiums Earned
	1	2	3	4	5	6	7	8	9	10	
	2008	2009	2010	2011	2012	2013	2014	2015	2016	2017	
1. Prior.....										0	
2. 2008.....	730	730	730	730	730	730	730	730	730	730	
3. 2009.....	XXX	488	488	488	488	488	488	488	488	488	
4. 2010.....	XXX	XXX	328	328	328	328	328	328	328	328	
5. 2011.....	XXX	XXX	XXX	199	199	199	199	199	199	199	
6. 2012.....	XXX	XXX	XXX	XXX	525	525	525	525	525	525	
7. 2013.....	XXX	XXX	XXX	XXX	XXX	218	218	218	218	218	
8. 2014.....	XXX	XXX	XXX	XXX	XXX	XXX	396	396	396	396	
9. 2015.....	XXX	XXX	XXX	XXX	XXX	XXX	XXX	347	347	347	
10. 2016.....	XXX	XXX	XXX	XXX	XXX	XXX	XXX	XXX	1,122	1,122	
11. 2017.....	XXX	XXX	XXX	XXX	XXX	XXX	XXX	XXX	XXX	704	704
12. Total.....	XXX	XXX	XXX	XXX	XXX	XXX	XXX	XXX	XXX	XXX	704
13. Earned Prems.(P-Pt 1)	730	488	328	199	525	218	396	347	1,122	704	XXX

**SECTION 2A**

Years in Which Premiums Were Earned and Losses Were Incurred	Cumulative Premiums Earned Ceded at Year End (\$000 omitted)										11 Current Year Premiums Earned
	1	2	3	4	5	6	7	8	9	10	
	2008	2009	2010	2011	2012	2013	2014	2015	2016	2017	
1. Prior.....										0	
2. 2008.....	730	730	730	730	730	730	730	730	730	730	
3. 2009.....	XXX	488	488	488	488	488	488	488	488	488	
4. 2010.....	XXX	XXX	328	328	328	328	328	328	328	328	
5. 2011.....	XXX	XXX	XXX	199	199	199	199	199	199	199	
6. 2012.....	XXX	XXX	XXX	XXX	525	525	525	525	525	525	
7. 2013.....	XXX	XXX	XXX	XXX	XXX	218	218	218	218	218	
8. 2014.....	XXX	XXX	XXX	XXX	XXX	XXX	396	396	396	396	
9. 2015.....	XXX	XXX	XXX	XXX	XXX	XXX	XXX	347	347	347	
10. 2016.....	XXX	XXX	XXX	XXX	XXX	XXX	XXX	XXX	1,122	1,122	
11. 2017.....	XXX	XXX	XXX	XXX	XXX	XXX	XXX	XXX	XXX	704	704
12. Total.....	XXX	XXX	XXX	XXX	XXX	XXX	XXX	XXX	XXX	XXX	704
13. Earned Prems.(P-Pt 1)	730	488	328	199	525	218	396	347	1,122	704	XXX

**SCHEDULE P - PART 6R - PRODUCTS LIABILITY - CLAIMS-MADE**

**SECTION 1B**

Years in Which Premiums Were Earned and Losses Were Incurred	Cumulative Premiums Earned Direct and Assumed at Year End (\$000 omitted)										11 Current Year Premiums Earned
	1	2	3	4	5	6	7	8	9	10	
	2008	2009	2010	2011	2012	2013	2014	2015	2016	2017	
1. Prior.....										0	
2. 2008.....										0	
3. 2009.....	XXX									0	
4. 2010.....	XXX	XXX								0	
5. 2011.....	XXX	XXX	XXX							0	
6. 2012.....	XXX	XXX	XXX	XXX						0	
7. 2013.....	XXX	XXX	XXX	XXX	XXX					0	
8. 2014.....	XXX	XXX	XXX	XXX	XXX	XXX				0	
9. 2015.....	XXX	XXX	XXX	XXX	XXX	XXX	XXX			0	
10. 2016.....	XXX	XXX	XXX	XXX	XXX	XXX	XXX	XXX		0	
11. 2017.....	XXX	XXX	XXX	XXX	XXX	XXX	XXX	XXX	XXX	0	
12. Total.....	XXX	XXX	XXX	XXX	XXX	XXX	XXX	XXX	XXX	XXX	0
13. Earned Prems.(P-Pt 1)										XXX	XXX

**SECTION 2B**

Years in Which Premiums Were Earned and Losses Were Incurred	Cumulative Premiums Earned Ceded at Year End (\$000 omitted)										11 Current Year Premiums Earned
	1	2	3	4	5	6	7	8	9	10	
	2008	2009	2010	2011	2012	2013	2014	2015	2016	2017	
1. Prior.....										0	
2. 2008.....										0	
3. 2009.....	XXX									0	
4. 2010.....	XXX	XXX								0	
5. 2011.....	XXX	XXX	XXX							0	
6. 2012.....	XXX	XXX	XXX	XXX						0	
7. 2013.....	XXX	XXX	XXX	XXX	XXX					0	
8. 2014.....	XXX	XXX	XXX	XXX	XXX	XXX				0	
9. 2015.....	XXX	XXX	XXX	XXX	XXX	XXX	XXX			0	
10. 2016.....	XXX	XXX	XXX	XXX	XXX	XXX	XXX	XXX		0	
11. 2017.....	XXX	XXX	XXX	XXX	XXX	XXX	XXX	XXX	XXX	0	
12. Total.....	XXX	XXX	XXX	XXX	XXX	XXX	XXX	XXX	XXX	XXX	0
13. Earned Prems.(P-Pt 1)										XXX	XXX

**SCHEDULE P - PART 7A - PRIMARY LOSS SENSITIVE CONTRACTS**

(\$000 Omitted)

**SECTION 1**

	1	2	3	4	5	6
Schedule P - Part 1	Total Net Losses and Expenses Unpaid	Net Losses and Expenses Unpaid on Loss Sensitive Contracts	Loss Sensitive as Percentage of Total	Total Net Premiums Written	Net Premiums Written on Loss Sensitive Contracts	Loss Sensitive as Percentage of Total
1. Homeowners/farmowners.....			0.0			0.0
2. Private passenger auto liability/medical.....			0.0			0.0
3. Commercial auto/truck liability/medical.....			0.0			0.0
4. Workers' compensation.....			0.0			0.0
5. Commercial multiple peril.....			0.0			0.0
6. Medical professional liability - occurrence.....			0.0			0.0
7. Medical professional liability - claims-made.....			0.0			0.0
8. Special liability.....			0.0			0.0
9. Other liability - occurrence.....			0.0			0.0
10. Other liability - claims-made.....			0.0			0.0
11. Special property.....			0.0			0.0
12. Auto physical damage.....			0.0			0.0
13. Fidelity/surety.....			0.0			0.0
14. Other.....			0.0			0.0
15. International.....			0.0			0.0
16. Reinsurance - nonproportional assumed property.....	XXX	XXX	XXX	XXX	XXX	XXX
17. Reinsurance - nonproportional assumed liability.....	XXX	XXX	XXX	XXX	XXX	XXX
18. Reinsurance - nonproportional assumed financial lines.....	XXX	XXX	XXX	XXX	XXX	XXX
19. Products liability - occurrence.....			0.0			0.0
20. Products liability - claims-made.....			0.0			0.0
21. Financial guaranty/mortgage guaranty.....			0.0			0.0
22. Warranty.....			0.0			0.0
23. Totals.....	0	0	0.0	0	0	0.0

**SECTION 2**

Years in Which Policies Were Issued	Incurred Losses and Defense and Cost Containment Expenses Reported at Year End (\$000 omitted)									
	1	2	3	4	5	6	7	8	9	10
	2008	2009	2010	2011	2012	2013	2014	2015	2016	2017
1. Prior.....										
2. 2008.....										
3. 2009.....	XXX									
4. 2010.....	XXX	XXX								
5. 2011.....	XXX	XXX	XXX							
6. 2012.....	XXX	XXX	XXX	XXX						
7. 2013.....	XXX	XXX	XXX	XXX	XXX					
8. 2014.....	XXX	XXX	XXX	XXX	XXX	XXX				
9. 2015.....	XXX	XXX	XXX	XXX	XXX	XXX	XXX			
10. 2016.....	XXX	XXX	XXX	XXX	XXX	XXX	XXX	XXX		
11. 2017.....	XXX	XXX	XXX	XXX	XXX	XXX	XXX	XXX	XXX	

**SECTION 3**

Years in Which Policies Were Issued	Bulk and Incurred But Not Reported Reserves for Losses and Defense and Cost Containment Expenses at Year End (\$000 omitted)									
	1	2	3	4	5	6	7	8	9	10
	2008	2009	2010	2011	2012	2013	2014	2015	2016	2017
1. Prior.....										
2. 2008.....										
3. 2009.....	XXX									
4. 2010.....	XXX	XXX								
5. 2011.....	XXX	XXX	XXX							
6. 2012.....	XXX	XXX	XXX	XXX						
7. 2013.....	XXX	XXX	XXX	XXX	XXX					
8. 2014.....	XXX	XXX	XXX	XXX	XXX	XXX				
9. 2015.....	XXX	XXX	XXX	XXX	XXX	XXX	XXX			
10. 2016.....	XXX	XXX	XXX	XXX	XXX	XXX	XXX	XXX		
11. 2017.....	XXX	XXX	XXX	XXX	XXX	XXX	XXX	XXX	XXX	

**SCHEDULE P - PART 7A - PRIMARY LOSS SENSITIVE CONTRACTS (continued)**

SECTION 4

Years in Which Policies Were Issued	Net Earned Premiums Reported at Year End (\$000 omitted)									
	1	2	3	4	5	6	7	8	9	10
	2008	2009	2010	2011	2012	2013	2014	2015	2016	2017
1. Prior.....										
2. 2008.....										
3. 2009.....	XXX									
4. 2010.....	XXX	XXX								
5. 2011.....	XXX	XXX	XXX							
6. 2012.....	XXX	XXX	XXX	XXX						
7. 2013.....	XXX	XXX	XXX	XXX	XXX					
8. 2014.....	XXX	XXX	XXX	XXX	XXX	XXX				
9. 2015.....	XXX	XXX	XXX	XXX	XXX	XXX	XXX			
10. 2016.....	XXX	XXX	XXX	XXX	XXX	XXX	XXX	XXX		
11. 2017.....	XXX	XXX	XXX	XXX	XXX	XXX	XXX	XXX	XXX	

SECTION 5

Years in Which Policies Were Issued	Net Reserve for Premium Adjustments and Accrued Retrospective Premiums at Year End (\$000 omitted)									
	1	2	3	4	5	6	7	8	9	10
	2008	2009	2010	2011	2012	2013	2014	2015	2016	2017
1. Prior.....										
2. 2008.....										
3. 2009.....	XXX									
4. 2010.....	XXX	XXX								
5. 2011.....	XXX	XXX	XXX							
6. 2012.....	XXX	XXX	XXX	XXX						
7. 2013.....	XXX	XXX	XXX	XXX	XXX					
8. 2014.....	XXX	XXX	XXX	XXX	XXX	XXX				
9. 2015.....	XXX	XXX	XXX	XXX	XXX	XXX	XXX			
10. 2016.....	XXX	XXX	XXX	XXX	XXX	XXX	XXX	XXX		
11. 2017.....	XXX	XXX	XXX	XXX	XXX	XXX	XXX	XXX	XXX	

**SCHEDULE P - PART 7B - REINSURANCE LOSS SENSITIVE CONTRACTS**

(\$000 Omitted)

SECTION 1

	1	2	3	4	5	6
Schedule P - Part 1	Total Net Losses and Expenses Unpaid	Net Losses and Expenses Unpaid on Loss Sensitive Contracts	Loss Sensitive as Percentage of Total	Total Net Premiums Written	Net Premiums Written on Loss Sensitive Contracts	Loss Sensitive as Percentage of Total
1. Homeowners/farmowners.....			0.0			0.0
2. Private passenger auto liability/medical.....			0.0			0.0
3. Commercial auto/truck liability/medical.....			0.0			0.0
4. Workers' compensation.....			0.0			0.0
5. Commercial multiple peril.....			0.0			0.0
6. Medical professional liability - occurrence.....			0.0			0.0
7. Medical professional liability - claims-made.....			0.0			0.0
8. Special liability.....			0.0			0.0
9. Other liability - occurrence.....			0.0			0.0
10. Other liability - claims-made.....			0.0			0.0
11. Special property.....			0.0			0.0
12. Auto physical damage.....			0.0			0.0
13. Fidelity/surety.....			0.0			0.0
14. Other.....			0.0			0.0
15. International.....			0.0			0.0
16. Reinsurance - nonproportional assumed property.....			0.0			0.0
17. Reinsurance - nonproportional assumed liability.....			0.0			0.0
18. Reinsurance - nonproportional assumed financial lines.....			0.0			0.0
19. Products liability - occurrence.....			0.0			0.0
20. Products liability - claims-made.....			0.0			0.0
21. Financial guaranty/mortgage guaranty.....			0.0			0.0
22. Warranty.....			0.0			0.0
23. Totals	0	0	0.0	0	0	0.0

SECTION 2

Years in Which Policies Were Issued	Incurred Losses and Defense and Cost Containment Expenses Reported at Year End (\$000 omitted)									
	1	2	3	4	5	6	7	8	9	10
	2008	2009	2010	2011	2012	2013	2014	2015	2016	2017
1. Prior.....										
2. 2008.....										
3. 2009.....	XXX									
4. 2010.....	XXX	XXX								
5. 2011.....	XXX	XXX	XXX							
6. 2012.....	XXX	XXX	XXX	XXX						
7. 2013.....	XXX	XXX	XXX	XXX	XXX					
8. 2014.....	XXX	XXX	XXX	XXX	XXX	XXX				
9. 2015.....	XXX	XXX	XXX	XXX	XXX	XXX	XXX			
10. 2016.....	XXX	XXX	XXX	XXX	XXX	XXX	XXX	XXX		
11. 2017.....	XXX	XXX	XXX	XXX	XXX	XXX	XXX	XXX	XXX	

SECTION 3

Years in Which Policies Were Issued	Bulk and Incurred But Not Reported Reserves for Losses and Defense and Cost Containment Expenses at Year End (\$000 omitted)									
	1	2	3	4	5	6	7	8	9	10
	2008	2009	2010	2011	2012	2013	2014	2015	2016	2017
1. Prior.....										
2. 2008.....										
3. 2009.....	XXX									
4. 2010.....	XXX	XXX								
5. 2011.....	XXX	XXX	XXX							
6. 2012.....	XXX	XXX	XXX	XXX						
7. 2013.....	XXX	XXX	XXX	XXX	XXX					
8. 2014.....	XXX	XXX	XXX	XXX	XXX	XXX				
9. 2015.....	XXX	XXX	XXX	XXX	XXX	XXX	XXX			
10. 2016.....	XXX	XXX	XXX	XXX	XXX	XXX	XXX	XXX		
11. 2017.....	XXX	XXX	XXX	XXX	XXX	XXX	XXX	XXX	XXX	

**SCHEDULE P - PART 7B - REINSURANCE LOSS SENSITIVE CONTRACTS (continued)**

SECTION 4

Years in Which Policies Were Issued	Net Earned Premiums Reported At Year End (\$000 Omitted)									
	1	2	3	4	5	6	7	8	9	10
	2008	2009	2010	2011	2012	2013	2014	2015	2016	2017
1. Prior.....										
2. 2008.....										
3. 2009.....	XXX									
4. 2010.....	XXX	XXX								
5. 2011.....	XXX	XXX	XXX							
6. 2012.....	XXX	XXX	XXX	XXX						
7. 2013.....	XXX	XXX	XXX	XXX	XXX					
8. 2014.....	XXX	XXX	XXX	XXX	XXX	XXX				
9. 2015.....	XXX	XXX	XXX	XXX	XXX	XXX	XXX			
10. 2016.....	XXX	XXX	XXX	XXX	XXX	XXX	XXX	XXX		
11. 2017.....	XXX	XXX	XXX	XXX	XXX	XXX	XXX	XXX	XXX	

SECTION 5

Years in Which Policies Were Issued	Net Reserve For Premium Adjustments And Accrued Retrospective Premiums At Year End (\$000 Omitted)									
	1	2	3	4	5	6	7	8	9	10
	2008	2009	2010	2011	2012	2013	2014	2015	2016	2017
1. Prior.....										
2. 2008.....										
3. 2009.....	XXX									
4. 2010.....	XXX	XXX								
5. 2011.....	XXX	XXX	XXX							
6. 2012.....	XXX	XXX	XXX	XXX						
7. 2013.....	XXX	XXX	XXX	XXX	XXX					
8. 2014.....	XXX	XXX	XXX	XXX	XXX	XXX				
9. 2015.....	XXX	XXX	XXX	XXX	XXX	XXX	XXX			
10. 2016.....	XXX	XXX	XXX	XXX	XXX	XXX	XXX	XXX		
11. 2017.....	XXX	XXX	XXX	XXX	XXX	XXX	XXX	XXX	XXX	

SECTION 6

Years in Which Policies Were Issued	Incurred Adjustable Commissions Reported At Year End (\$000 Omitted)									
	1	2	3	4	5	6	7	8	9	10
	2008	2009	2010	2011	2012	2013	2014	2015	2016	2017
1. Prior.....										
2. 2008.....										
3. 2009.....	XXX									
4. 2010.....	XXX	XXX								
5. 2011.....	XXX	XXX	XXX							
6. 2012.....	XXX	XXX	XXX	XXX						
7. 2013.....	XXX	XXX	XXX	XXX	XXX					
8. 2014.....	XXX	XXX	XXX	XXX	XXX	XXX				
9. 2015.....	XXX	XXX	XXX	XXX	XXX	XXX	XXX			
10. 2016.....	XXX	XXX	XXX	XXX	XXX	XXX	XXX	XXX		
11. 2017.....	XXX	XXX	XXX	XXX	XXX	XXX	XXX	XXX	XXX	

SECTION 7

Years in Which Policies Were Issued	Reserves For Commission Adjustments At Year End (\$000 Omitted)									
	1	2	3	4	5	6	7	8	9	10
	2008	2009	2010	2011	2012	2013	2014	2015	2016	2017
1. Prior.....										
2. 2008.....										
3. 2009.....	XXX									
4. 2010.....	XXX	XXX								
5. 2011.....	XXX	XXX	XXX							
6. 2012.....	XXX	XXX	XXX	XXX						
7. 2013.....	XXX	XXX	XXX	XXX	XXX					
8. 2014.....	XXX	XXX	XXX	XXX	XXX	XXX				
9. 2015.....	XXX	XXX	XXX	XXX	XXX	XXX	XXX			
10. 2016.....	XXX	XXX	XXX	XXX	XXX	XXX	XXX	XXX		
11. 2017.....	XXX	XXX	XXX	XXX	XXX	XXX	XXX	XXX	XXX	

SCOTTSDALE INDEMNITY COMPANY  
SCHEDULE P INTERROGATORIES

1.

The following questions relate to yet-to-be-issued Extended Reporting Endorsements (EREs) arising from Death, Disability, or Retirement (DDR) provisions in Medical Professional Liability Claims-Made insurance policies. EREs provided for reasons other than DDR are not be included.
- 1.1

Does the company issue Medical Professional Liability Claims-Made insurance policies that provide tail (also known as an extended reporting endorsement, or "ERE") benefits in the event of Death, Disability, or Retirement (DDR) at a reduced charge or at no additional cost?  
If the answer to question 1.1 is "no", leave the following questions blank. If the answer to question 1.1 is "yes", please answer the following questions.

Yes [ ] No [ X ]
- 1.2

What is the total amount of the reserve for that provision (DDR reserve), as reported, explicitly or not, elsewhere in this statement (in dollars)?

.....
- 1.3

Does the company report any DDR reserve as Unearned Premium Reserve per SSAP #65?

Yes [ ] No [ ]
- 1.4

Does the company report any DDR reserve as loss or loss adjustment expense reserve?

Yes [ ] No [ ]
- 1.5

If the company reports DDR reserve as Unearned Premium Reserve, does that amount match the figure on the Underwriting and Investment Exhibit, Part 1A - Recapitulation of all Premiums (Page 7) Column 2, Lines 11.1 plus 11.2?

Yes [ ] No [ ] N/A[ ]
- 1.6

If the company reports DDR reserve as loss or loss adjustment expense reserve, please complete the following table corresponding to where these reserves are reported in Schedule P:

Years in Which Premiums Were Earned and Losses Were Incurred		DDR Reserve Included in Schedule P, Part 1F, Medical Professional Liability Column 24: Total Net Losses and Expenses Unpaid	
		1 Section 1: Occurrence	2 Section 2: Claims-Made
1.601	Prior.....	.....	.....
1.602	2008.....	.....	.....
1.603	2009.....	.....	.....
1.604	2010.....	.....	.....
1.605	2011.....	.....	.....
1.606	2012.....	.....	.....
1.607	2013.....	.....	.....
1.608	2014.....	.....	.....
1.609	2015.....	.....	.....
1.610	2016.....	.....	.....
1.611	2017.....	.....	.....
1.612	Totals.....	.....0	.....0

2.

The definition of allocated loss adjustment expenses (ALAE) and, therefore, unallocated loss adjustment expenses (ULAE) was changed effective January 1, 1998. This change in definition applies to both paid and unpaid expenses. Are these expenses (now reported as "Defense and Cost Containment" and "Adjusting and Other") reported in compliance with these definitions in this statement?

Yes [ X ] No [ ]
3.

The Adjusting and Other expense payments and reserves should be allocated to the years in which the losses were incurred based on the number of claims reported, closed and outstanding in those years. When allocating Adjusting and Other expense between companies in a group or a pool, the Adjusting and Other expense should be allocated in the same percentage used for the loss amounts and the claim counts. For reinsurers, Adjusting and Other expense assumed should be reported according to the reinsurance contract. For Adjusting and Other expense incurred by reinsurers, or in those situations where suitable claim count information is not available, Adjusting and Other expense should be allocated by a reasonable method determined by the company and described in Interrogatory 7, below. Are they so reported in this statement?

Yes [ X ] No [ ]
4.

Do any lines in Schedule P include reserves that are reported gross of any discount to present value of future payments, and that are reported net of such discounts on Page 10?

Yes [ ] No [ X ]

If yes, proper disclosure must be made in the Notes to Financial Statements, as specified in the Instructions. Also, the discounts must be reported in Schedule P - Part 1, Columns 32 and 33.

Schedule P must be completed gross of non-tabular discounting. Work papers relating to discount calculations must be available for examination upon request.

Discounting is allowed only if expressly permitted by the state insurance department to which this Annual Statement is being filed.
5.

What were the net premiums in force at the end of the year for: (in thousands of dollars)

5.1 Fidelity  
5.2 Surety

.....  
.....
6.

Claim count information is reported per claim or per claimant. (Indicate which).  
If not the same in all years, explain in Interrogatory 7.

PER CLAIM
- 7.1

The information provided in Schedule P will be used by many persons to estimate the adequacy of the current loss and expense reserves, among other things. Are there any especially significant events, coverage, retention or accounting changes that have occurred that must be considered when making such analyses?

Yes [ ] No [ X ]
- 7.2

An extended statement may be attached.

.....  
.....

SCHEDULE T - PART 2

INTERSTATE COMPACT - EXHIBIT OF PREMIUMS WRITTEN

Allocated by States and Territories

		Direct Business Only				
		1	2	3	4	6
States, Etc.		Life (Group and Individual)	Annuities (Group and Individual)	Disability Income (Group and Individual)	Long-Term Care (Group and Individual)	Deposit-Type Contracts
						Totals
1.	Alabama.....AL					.....0
2.	Alaska.....AK					.....0
3.	Arizona.....AZ					.....0
4.	Arkansas.....AR					.....0
5.	California.....CA					.....0
6.	Colorado.....CO					.....0
7.	Connecticut.....CT					.....0
8.	Delaware.....DE					.....0
9.	District of Columbia.....DC					.....0
10.	Florida.....FL					.....0
11.	Georgia.....GA					.....0
12.	Hawaii.....HI					.....0
13.	Idaho.....ID					.....0
14.	Illinois.....IL					.....0
15.	Indiana.....IN					.....0
16.	Iowa.....IA					.....0
17.	Kansas.....KS					.....0
18.	Kentucky.....KY					.....0
19.	Louisiana.....LA					.....0
20.	Maine.....ME					.....0
21.	Maryland.....MD					.....0
22.	Massachusetts.....MA					.....0
23.	Michigan.....MI					.....0
24.	Minnesota.....MN					.....0
25.	Mississippi.....MS					.....0
26.	Missouri.....MO					.....0
27.	Montana.....MT					.....0
28.	Nebraska.....NE					.....0
29.	Nevada.....NV					.....0
30.	New Hampshire.....NH					.....0
31.	New Jersey.....NJ					.....0
32.	New Mexico.....NM					.....0
33.	New York.....NY					.....0
34.	North Carolina.....NC					.....0
35.	North Dakota.....ND					.....0
36.	Ohio.....OH					.....0
37.	Oklahoma.....OK					.....0
38.	Oregon.....OR					.....0
39.	Pennsylvania.....PA					.....0
40.	Rhode Island.....RI					.....0
41.	South Carolina.....SC					.....0
42.	South Dakota.....SD					.....0
43.	Tennessee.....TN					.....0
44.	Texas.....TX					.....0
45.	Utah.....UT					.....0
46.	Vermont.....VT					.....0
47.	Virginia.....VA					.....0
48.	Washington.....WA					.....0
49.	West Virginia.....WV					.....0
50.	Wisconsin.....WI					.....0
51.	Wyoming.....WY					.....0
52.	American Samoa.....AS					.....0
53.	Guam.....GU					.....0
54.	Puerto Rico.....PR					.....0
55.	US Virgin Islands.....VI					.....0
56.	Northern Mariana Islands...MP					.....0
57.	Canada.....CAN					.....0
58.	Aggregate Other Alien.....OT					.....0
59.	Totals.....	.....0	.....0	.....0	.....0	.....0

NONE

SCHEDULE Y

PART 1A - DETAIL OF INSURANCE HOLDING COMPANY SYSTEM

1	2	3	4	5	6	7	8	9	10	11	12	13	14	15	16
Group Code	Group Name	NAIC Company Code	ID Number	Federal RSSD	CIK	Name of Securities Exchange if Publicly Traded (U.S. or International)	Names of Parent, Subsidiaries or Affiliates	Domiciliary Location	Relationship to Reporting Entity	Directly Controlled by (Name of Entity/Person)	Type of Control (Ownership Board, Management, Attorney-in-Fact, Influence, Other)	If Control is Ownership Provide Percentage	Ultimate Controlling Entity(ies)/Person(s)	Is an SCA Filing Required? (Y/N)	*
Members															
0140	Nationwide.....	.....	31-1486309..	...4595018	.....	.....	10 W. Nationwide, LLC.....	OH.....	NIA.....	Nationwide Realty Investors, Ltd.....	ownership.....	...100.000	Nationwide Mutual Insurance Company.....	....N.....	.....
0140	Nationwide.....	.....	31-1486309..	...4810074	.....	.....	1000 Yard Street, LLC.....	OH.....	NIA.....	Nationwide Realty Investors, Ltd.....	ownership.....	...100.000	Nationwide Mutual Insurance Company.....	....N.....	.....
0140	Nationwide.....	.....	31-1486309..	...4869474	.....	.....	1015 Long Street, LLC.....	OH.....	NIA.....	Nationwide Realty Investors, Ltd.....	ownership.....	...100.000	Nationwide Mutual Insurance Company.....	....N.....	.....
0140	Nationwide.....	.....	31-1486309..	...4810047	.....	.....	1050 Yard Street, LLC.....	OH.....	NIA.....	Nationwide Realty Investors, Ltd. ....	ownership.....	...100.000	Nationwide Mutual Insurance Company.....	....N.....	.....
0140	Nationwide.....	.....	31-1486309..	...4810038	.....	.....	1125 Rail Street, LLC.....	OH.....	NIA.....	Nationwide Realty Investors, Ltd.....	ownership.....	...100.000	Nationwide Mutual Insurance Company.....	....N.....	.....
0140	Nationwide.....	.....	31-1733036..	...4594963	.....	.....	120 Acre Partners, LLC.....	DE.....	NIA.....	Nationwide Realty Investors, Ltd.....	ownership.....	...95.000	Nationwide Mutual Insurance Company.....	....N.....	1.....
0140	Nationwide.....	.....	26-2451988..	...4288132	.....	.....	1492 Capital, LLC.....	OH.....	NIA.....	Nationwide Mutual Insurance Company.....	ownership.....	...100.000	Nationwide Mutual Insurance Company.....	....N.....	.....
0140	Nationwide.....	.....	31-1486309..	...5113932	.....	.....	111 Rivulon Boulevard, LLC.....	OH.....	NIA.....	Nationwide Realty Investors, Ltd.....	ownership.....	...100.000	Nationwide Mutual Insurance Company.....	....N.....	.....
0140	Nationwide.....	.....	31-1486309..	...4810083	.....	.....	155 Rivulon Boulevard, LLC.....	OH.....	NIA.....	Nationwide Realty Investors, Ltd.....	ownership.....	...100.000	Nationwide Mutual Insurance Company.....	....N.....	.....
0140	Nationwide.....	.....	31-1486309..	...5113923	.....	.....	161 Rivulon Boulevard, LLC.....	OH.....	NIA.....	Nationwide Realty Investors, Ltd.....	ownership.....	...100.000	Nationwide Mutual Insurance Company.....	....N.....	.....
0140	Nationwide.....	.....	31-1580283..	...5042171	.....	.....	170 Marconi, LLC.....	OH.....	NIA.....	NWD Investments, LLC.....	ownership.....	...100.000	Nationwide Mutual Insurance Company.....	....N.....	.....
0140	Nationwide.....	.....	31-1580283..	...4960960	.....	.....	245 Parks Edge Place, LLC.....	OH.....	NIA.....	NWD Investments, LLC.....	ownership.....	...100.000	Nationwide Mutual Insurance Company.....	....N.....	.....
0140	Nationwide.....	.....	31-1486309..	...4810092	.....	.....	275 Rivulon Boulevard, LLC.....	OH.....	NIA.....	Nationwide Realty Investors, Ltd.....	ownership.....	...100.000	Nationwide Mutual Insurance Company.....	....N.....	.....
0140	Nationwide.....	.....	31-1486309..	...5092952	.....	.....	343 N. Front, LLC.....	OH.....	NIA.....	Nationwide Realty Investors, Ltd.....	ownership.....	...100.000	Nationwide Mutual Insurance Company.....	....N.....	.....
0140	Nationwide.....	.....	31-1580283..	...4590835	.....	.....	400 West Nationwide Boulevard, LLC.....	OH.....	NIA.....	NWD Investments, LLC.....	ownership.....	...100.000	Nationwide Mutual Insurance Company.....	....N.....	.....
0140	Nationwide.....	.....	31-1580283..	...4591140	.....	.....	425 West Nationwide Boulevard, LLC.....	OH.....	NIA.....	NWD Investments, LLC.....	ownership.....	...100.000	Nationwide Mutual Insurance Company.....	....N.....	.....
0140	Nationwide.....	.....	31-1486309..	...4595009	.....	.....	44 Chestnut, LLC.....	OH.....	NIA.....	Nationwide Realty Investors, Ltd.....	ownership.....	...100.000	Nationwide Mutual Insurance Company.....	....N.....	.....
0140	Nationwide.....	.....	31-1486309..	...4890843	.....	.....	75 Rivulon Boulevard, LLC.....	OH.....	NIA.....	Nationwide Realty Investors, Ltd.....	ownership.....	...100.000	Nationwide Mutual Insurance Company.....	....N.....	.....
0140	Nationwide.....	.....	20-4939866..	...4590750	.....	.....	775 Yard Street, LLC.....	OH.....	NIA.....	NRI Equity Land Investments, LLC.....	ownership.....	...100.000	Nationwide Mutual Insurance Company.....	....N.....	.....
0140	Nationwide.....	.....	20-4939866..	...4810104	.....	.....	780 Yard Street, LLC.....	OH.....	NIA.....	NRI Equity Land Investments, LLC.....	ownership.....	...100.000	Nationwide Mutual Insurance Company.....	....N.....	.....
0140	Nationwide.....	.....	20-4939866..	...4671583	.....	.....	795 Rail Street, LLC.....	OH.....	NIA.....	NRI Equity Land Investments, LLC.....	ownership.....	...100.000	Nationwide Mutual Insurance Company.....	....N.....	.....
0140	Nationwide.....	.....	20-4939866..	...4590602	.....	.....	800 Bobcat Avenue, LLC.....	OH.....	NIA.....	NRI Equity Land Investments, LLC.....	ownership.....	...100.000	Nationwide Mutual Insurance Company.....	....N.....	.....
0140	Nationwide.....	.....	20-4939866..	...4671499	.....	.....	800 Goodale Boulevard, LLC.....	OH.....	NIA.....	NRI Equity Land Investments, LLC.....	ownership.....	...100.000	Nationwide Mutual Insurance Company.....	....N.....	.....
0140	Nationwide.....	.....	20-4939866..	...4671789	.....	.....	800 Yard Street, LLC.....	OH.....	NIA.....	NRI Equity Land Investments, LLC.....	ownership.....	...100.000	Nationwide Mutual Insurance Company.....	....N.....	.....
0140	Nationwide.....	.....	20-4939866..	...4590778	.....	.....	805 Bobcat Avenue, LLC.....	OH.....	NIA.....	GVY Residential, LLC.....	ownership.....	...100.000	Nationwide Mutual Insurance Company.....	....N.....	.....
0140	Nationwide.....	.....	20-4939866..	...4890834	.....	.....	808 Yard Street, LLC.....	OH.....	NIA.....	GVY Residential, LLC.....	ownership.....	...100.000	Nationwide Mutual Insurance Company.....	....N.....	.....
0140	Nationwide.....	.....	20-4939866..	...4869465	.....	.....	820 Goodale Boulevard, LLC.....	OH.....	NIA.....	NRI Equity Land Investments, LLC.....	ownership.....	...100.000	Nationwide Mutual Insurance Company.....	....N.....	.....
0140	Nationwide.....	.....	20-4939866..	...5042612	.....	.....	825 Junction Way, LLC.....	OH.....	NIA.....	GVY Residential, LLC.....	ownership.....	...100.000	Nationwide Mutual Insurance Company.....	....N.....	.....
.....	.....	.....	37-1865892..	n/a.....	.....	.....	828 at the Yard Condominimums Home Owners Association	OH.....	OTH.....	Other non-Nationwide.....	n/a.....	.....	Other non-Nationwide.....	....N.....	2.....
0140	Nationwide.....	.....	20-4939866..	...5012286	.....	.....	828 Bobcat Avenue, LLC.....	OH.....	NIA.....	NRI Equity Land Investments, LLC.....	ownership.....	...100.000	Nationwide Mutual Insurance Company.....	....N.....	.....
0140	Nationwide.....	.....	20-4939866..	...4890759	.....	.....	840 Third Avenue, LLC.....	OH.....	NIA.....	NRI Equity Land Investments, LLC.....	ownership.....	...100.000	Nationwide Mutual Insurance Company.....	....N.....	.....
0140	Nationwide.....	.....	20-4939866..	...4590611	.....	.....	845 Yard Street, LLC.....	OH.....	NIA.....	GVY Residential, LLC.....	ownership.....	...100.000	Nationwide Mutual Insurance Company.....	....N.....	.....
0140	Nationwide.....	.....	20-4939866..	...4590787	.....	.....	850 Goodale Blvd., LLC.....	OH.....	NIA.....	NRI Equity Land Investments, LLC.....	ownership.....	...100.000	Nationwide Mutual Insurance Company.....	....N.....	.....
0140	Nationwide.....	.....	20-4939866..	...4903921	.....	.....	860 Third Avenue, LLC.....	OH.....	NIA.....	NRI Equity Land Investments, LLC.....	ownership.....	...100.000	Nationwide Mutual Insurance Company.....	....N.....	.....
0140	Nationwide.....	.....	20-4939866..	...4903912	.....	.....	880 Third Avenue, LLC.....	OH.....	NIA.....	NRI Equity Land Investments, LLC.....	ownership.....	...100.000	Nationwide Mutual Insurance Company.....	....N.....	.....



**SCHEDULE Y**

**PART 1A - DETAIL OF INSURANCE HOLDING COMPANY SYSTEM**

1	2	3	4	5	6	7	8	9	10	11	12	13	14	15	16
Group Code	Group Name	NAIC Company Code	ID Number	Federal RSSD	CIK	Name of Securities Exchange if Publicly Traded (U.S. or International)	Names of Parent, Subsidiaries or Affiliates	Domiciliary Location	Relationship to Reporting Entity	Directly Controlled by (Name of Entity/Person)	Type of Control (Ownership Board, Management, Attorney-in-Fact, Influence, Other)	If Control is Ownership Provide Percentage	Ultimate Controlling Entity(ies)/Person(s)	Is an SCA Filing Required? (Y/N)	*
0140	Nationwide.....	.....	20-4939866..	..4869438	.....	.....	895 W. Third Avenue, LLC.....	OH.....	NIA.....	NRI Equity Land Investments, LLC.....	ownership.....	...100.000	Nationwide Mutual Insurance Company.....	...N.....	.....
0140	Nationwide.....	.....	20-4939866..	..5143069	.....	.....	950 Dorchester Way, LLC.....	OH.....	NIA.....	GVY Residential, LLC.....	ownership.....	...100.000	Nationwide Mutual Insurance Company.....	...N.....	.....
0140	Nationwide.....	.....	31-1486309..	..5092943	.....	.....	960 Bobcat Avenue, LLC.....	OH.....	NIA.....	Nationwide Realty Investors, Ltd.....	ownership.....	...100.000	Nationwide Mutual Insurance Company.....	...N.....	.....
0140	Nationwide.....	.....	31-1486309..	..4810029	.....	.....	975 Rail Street, LLC.....	OH.....	NIA.....	Nationwide Realty Investors, Ltd.....	ownership.....	...100.000	Nationwide Mutual Insurance Company.....	...N.....	.....
0140	Nationwide.....	.....	31-1486309..	..5082001	.....	.....	995 Yard Street, LLC.....	OH.....	NIA.....	Nationwide Realty Investors, Ltd.....	ownership.....	...100.000	Nationwide Mutual Insurance Company.....	...N.....	.....
0140	Nationwide.....	.....	31-1680808..	..4594833	.....	.....	AD Investments, LLC.....	OH.....	NIA.....	Nationwide Realty Investors, Ltd.....	ownership.....	...60.000	Nationwide Mutual Insurance Company.....	...N.....	1.....
0140	Nationwide.....	.....	31-1580283..	..4590992	.....	.....	ADTV, LLC.....	OH.....	NIA.....	NWD Investments, LLC.....	ownership.....	...100.000	Nationwide Mutual Insurance Company.....	...N.....	.....
0140	Nationwide.....	.....	52-2227314..	..4287247	.....	.....	AGMC Reinsurance, Ltd.....	TCA.....	IA.....	Nationwide Advantage Mortgage Company....	ownership.....	...100.000	Nationwide Mutual Insurance Company.....	...N.....	.....
0140	Nationwide.....	.....	42-1011300..	..4287229	.....	.....	ALLIED General Agency Company.....	IA.....	IA.....	AMCO Insurance Company.....	ownership.....	...100.000	Nationwide Mutual Insurance Company.....	...N.....	.....
0140	Nationwide.....	.....	42-0958655..	..1677548	.....	.....	ALLIED Group, Inc.....	IA.....	IA.....	Allied Holdings (Delaware), Inc.....	ownership.....	...100.000	Nationwide Mutual Insurance Company.....	...N.....	.....
0140	Nationwide.....	.....	46-4628790..	..4613462	.....	.....	Allied Holdings (Delaware), Inc.....	DE.....	IA.....	Nationwide Mutual Insurance Company.....	ownership.....	...100.000	Nationwide Mutual Insurance Company.....	...Y.....	.....
0140	Nationwide.....	10127...	27-0114983..	..4288169	.....	.....	ALLIED Insurance Company of America.....	OH.....	IA.....	Nationwide Mutual Insurance Company.....	ownership.....	...100.000	Nationwide Mutual Insurance Company.....	...N.....	.....
97.1	0140	Nationwide.....	42579..	42-1201931..	..4287144	.....	ALLIED Property and Casualty Insurance Company	IA.....	IA.....	ALLIED Group, Inc.....	ownership.....	...100.000	Nationwide Mutual Insurance Company.....	...N.....	.....
0140	Nationwide.....	.....	42-1527863..	..4287238	.....	.....	ALLIED Texas Agency, Inc.....	TX.....	IA.....	AMCO Insurance Company.....	ownership.....	...100.000	Nationwide Mutual Insurance Company.....	...N.....	.....
0140	Nationwide.....	19100..	42-6054959..	..4287153	.....	.....	AMCO Insurance Company.....	IA.....	IA.....	ALLIED Group, Inc.....	ownership.....	...100.000	Nationwide Mutual Insurance Company.....	...N.....	.....
0140	Nationwide.....	.....	59-1031596..	..4288011	.....	.....	American Marine Underwriters, Inc.....	FL.....	IA.....	Nationwide Mutual Insurance Company.....	ownership.....	...100.000	Nationwide Mutual Insurance Company.....	...N.....	.....
0140	Nationwide.....	.....	81-4532504..	..5082029	.....	.....	American Tax Credit Fund 2017-A, LLC.....	OH.....	NIA.....	Nationwide Life Insurance Company .....	ownership.....	...100.000	Nationwide Mutual Insurance Company.....	...N.....	.....
0140	Nationwide.....	.....	82-2001573..	..5167113	.....	.....	American Tax Credit Fund 2017-B, LLC.....	OH.....	NIA.....	Nationwide Life Insurance Company .....	ownership.....	...100.000	Nationwide Mutual Insurance Company.....	...N.....	.....
0140	Nationwide.....	.....	31-1580283..	..4591177	.....	.....	Arena District CA I, LLC.....	OH.....	NIA.....	NWD Investments, LLC.....	ownership.....	...100.000	Nationwide Mutual Insurance Company.....	...N.....	.....
.....	.....	.....	36-4857239..	n/a.....	.....	.....	Arena District Garage Condominium Association	OH.....	OTH.....	Other non-Nationwide.....	n/a.....	.....	Other non-Nationwide.....	...N.....	2.....
.....	.....	.....	90-0280710..	n/a.....	.....	.....	Arena District Owners Association.....	OH.....	OTH.....	Other non-Nationwide.....	n/a.....	.....	Other non-Nationwide.....	...N.....	2.....
.....	.....	.....	35-2582728..	n/a.....	.....	.....	Arena District Swim Club Association.....	OH.....	OTH.....	Other non-Nationwide.....	n/a.....	.....	Other non-Nationwide.....	...N.....	2.....
0140	Nationwide.....	.....	31-1486309..	..5012277	.....	.....	Ballantrae Woods, LLC.....	OH.....	NIA.....	Nationwide Realty Investors, Ltd.....	ownership.....	...100.000	Nationwide Mutual Insurance Company.....	...N.....	.....
0140	Nationwide.....	.....	26-4083207..	..4869447	.....	.....	Berkshire Crossing Development, LLC.....	DE.....	NIA.....	NorthStar Commercial Development, LLC.....	ownership.....	...100.000	Nationwide Mutual Insurance Company.....	...N.....	.....
0140	Nationwide.....	.....	31-1555487..	..4593658	.....	.....	Broad Street Retail, LLC.....	DE.....	NIA.....	Nationwide Realty Investors, Ltd.....	ownership.....	...60.000	Nationwide Mutual Insurance Company.....	...N.....	1.....
0140	Nationwide.....	.....	20-3624379..	..4595531	.....	.....	Brooke School Investment Fund, LLC.....	DE.....	NIA.....	Nationwide Mutual Insurance Company.....	ownership.....	...100.000	Nationwide Mutual Insurance Company.....	...N.....	.....
0140	Nationwide.....	.....	26-0899413..	..3730540	.....	.....	CHP New Markets Investment Fund, LLC.....	OH.....	OTH.....	Nationwide Mutual Insurance Company.....	Limited partner /no control	...50.000	other non-Nationwide.....	...N.....	2.....
0140	Nationwide.....	.....	20-1618232..	..4595241	.....	.....	CNRI-Cannonsport Condominium, LLC.....	OH.....	NIA.....	CNRI-Cannonsport, LLC.....	ownership.....	...100.000	Nationwide Mutual Insurance Company.....	...N.....	.....
0140	Nationwide.....	.....	20-1618232..	..4595045	.....	.....	CNRI- Cannonsport, LLC.....	OH.....	NIA.....	Nationwide Realty Investors, Ltd.....	ownership.....	...100.000	Nationwide Mutual Insurance Company.....	...N.....	.....
.....	.....	.....	n/a.....	n/a.....	.....	.....	Co-Investment Fund, LLC.....	DE.....	OTH.....	Other non-Nationwide.....	n/a.....	.....	Other non-Nationwide.....	...N.....	2.....
0140	Nationwide.....	.....	31-1579973..	..2998688	.....	.....	COLHOC Limited Partnership.....	OH.....	NIA.....	NRI Arena, LLC.....	ownership.....	...30.760	Other non-Nationwide.....	...N.....	1.....
0140	Nationwide.....	29262..	74-1061659..	..4288057	.....	.....	Colonial County Mutual Insurance Company.....	TX.....	IA.....	Other non-Nationwide.....	contract.....	.....	Other non-Nationwide.....	...N.....	2.....
.....	.....	.....	45-4901238..	n/a.....	.....	.....	Columbus Arena Management, LLC.....	OH.....	OTH.....	Other non-Nationwide.....	n/a.....	.....	Other non-Nationwide.....	...N.....	2.....

**SCHEDULE Y**

**PART 1A - DETAIL OF INSURANCE HOLDING COMPANY SYSTEM**

1	2	3	4	5	6	7	8	9	10	11	12	13	14	15	16
Group Code	Group Name	NAIC Company Code	ID Number	Federal RSSD	CIK	Name of Securities Exchange if Publicly Traded (U.S. or International)	Names of Parent, Subsidiaries or Affiliates	Domiciliary Location	Relationship to Reporting Entity	Directly Controlled by (Name of Entity/Person)	Type of Control (Ownership Board, Management, Attorney-in-Fact, Influence, Other)	If Control is Ownership Provide Percentage	Ultimate Controlling Entity(ies)/Person(s)	Is an SCA Filing Required? (Y/N)	*
0140	Nationwide.....	18961...	68-0066866..	4288178			Crestbrook Insurance Company.....	OH.....	IA.....	Nationwide Mutual Insurance Company.....	ownership.....	100.000	Nationwide Mutual Insurance Company.....	N.....	
0140	Nationwide.....		31-1486309..	4590255			Crewville, Ltd.....	OH.....	NIA.....	Nationwide Realty Investors, Ltd.....	ownership.....	100.000	Nationwide Mutual Insurance Company.....	N.....	
0140	Nationwide.....	42587...	42-1207150..	4287162			Depositors Insurance Company.....	IA.....	IA.....	ALLIED Group, Inc.....	ownership.....	100.000	Nationwide Mutual Insurance Company.....	N.....	
97.2			46-4104813..	n/a.....			Discover Affordable Housing Investment Fund I LLC	OH.....	OTH.....	Other non-Nationwide.....	n/a.....		Other non-Nationwide.....	N.....	2.....
	0140	Nationwide.....	33-0096671..	4287694			DVM Insurance Agency.....	CA.....	NIA.....	Veterinary Pet Insurance Company.....	ownership.....	100.000	Nationwide Mutual Insurance Company.....	N.....	
	0140	Nationwide.....	15821.....	47-4523959..	4890825		Eagle Captive Reinsurance, LLC.....	OH.....	IA.....	Nationwide Life Insurance Company.....	ownership.....	100.000	Nationwide Mutual Insurance Company.....	N.....	
	0140	Nationwide.....		20-1945276..	4590590		East of Madison, LLC.....	DE.....	NIA.....	120 Acre Partners, Ltd.....	ownership.....	24.910	Nationwide Mutual Insurance Company.....	N.....	1.....
	0140	Nationwide.....		20-1945276..	4590590		East of Madison, LLC.....	DE.....	NIA.....	ND La Quinta Partners, LLC.....	ownership.....	75.090	Nationwide Mutual Insurance Company.....	N.....	1.....
			30-0951639..	n/a.....			ERN-4 Property Owners Association, Inc.....	OH.....	OTH.....	Other non-Nationwide.....	n/a.....		Other non-Nationwide.....	N.....	2.....
	0140	Nationwide.....	13838.....	42-0618271..	4569372		Farmland Mutual Insurance Company.....	IA.....	OTH.....	Other non-Nationwide.....	debt.....		Other non-Nationwide.....	N.....	2.....
	0140	Nationwide.....	22209.....	75-6013587..	4287676		Freedom Specialty Insurance Company.....	OH.....	IA.....	Scottsdale Insurance Company .....	ownership.....	100.000	Nationwide Mutual Insurance Company.....	N.....	
			46-4736379..	n/a.....			GPN-1 Property Owners Association, Inc.....	OH.....	OTH.....	Other non-Nationwide.....	n/a.....		other non-Nationwide.....	N.....	2.....
0140	Nationwide.....		20-4939866..	4590808			Grandview Yard Hotel Holdings, LLC.....	OH.....	NIA.....	NRI Equity Land Investments, LLC.....	ownership.....	100.000	Nationwide Mutual Insurance Company.....	N.....	
0140	Nationwide.....		20-4939866..	4590826			Grandview Yard Hotel, LLC.....	OH.....	NIA.....	Grandview Yard Hotel Holdings, LLC.....	ownership.....	100.000	Nationwide Mutual Insurance Company.....	N.....	
0140	Nationwide.....		20-4939866..	5036200			GVY Residential, LLC.....	OH.....	NIA.....	NRI Equity Land Investments, LLC.....	ownership.....	100.000	Nationwide Mutual Insurance Company.....	N.....	
0140	Nationwide.....		51-0241172..	3582909			Harleysville Group Inc.....	DE.....	NIA.....	Allied Holdings (Delaware), Inc.....	ownership.....	100.000	Nationwide Mutual Insurance Company.....	N.....	
0140	Nationwide.....	23582.....	41-0417250..	4442260			Harleysville Insurance Company.....	OH.....	IA.....	Harleysville Group, Inc.....	ownership.....	100.000	Nationwide Mutual Insurance Company.....	N.....	
0140	Nationwide.....	42900.....	23-2253669..	4442158			Harleysville Insurance Company of New Jersey	NJ.....	IA.....	Harleysville Group, Inc.....	ownership.....	100.000	Nationwide Mutual Insurance Company.....	N.....	
0140	Nationwide.....	10674.....	23-2864924..	4442242			Harleysville Insurance Company of New York...	OH.....	IA.....	Harleysville Group, Inc.....	ownership.....	100.000	Nationwide Mutual Insurance Company.....	N.....	
0140	Nationwide.....	14516.....	38-3198542..	4442251			Harleysville Lake States Insurance Company....	MI.....	IA.....	Harleysville Group, Inc.....	ownership.....	100.000	Nationwide Mutual Insurance Company.....	N.....	
0140	Nationwide.....	64327.....	23-1580983..	4440659			Harleysville Life Insurance Company.....	OH.....	IA.....	Nationwide Mutual Insurance Company.....	ownership.....	100.000	Nationwide Mutual Insurance Company.....	N.....	
0140	Nationwide.....	35696.....	23-2384978..	4442288			Harleysville Preferred Insurance Company.....	OH.....	IA.....	Harleysville Group, Inc.....	ownership.....	100.000	Nationwide Mutual Insurance Company.....	N.....	
0140	Nationwide.....	26182.....	04-1989660..	4442372			Harleysville Worcester Insurance Company.....	OH.....	IA.....	Harleysville Group, Inc.....	ownership.....	100.000	Nationwide Mutual Insurance Company.....	N.....	
0140	Nationwide.....		32-0051216..	4596903			Hideaway Properties Corporation.....	CA.....	NIA.....	Nationwide Realty Investors, Ltd.....	ownership.....	50.000	Nationwide Mutual Insurance Company.....	N.....	1.....
0140	Nationwide.....		31-0871532..	4288020			Insurance Intermediaries, Inc.....	OH.....	IA.....	Nationwide Mutual Insurance Company.....	ownership.....	100.000	Nationwide Mutual Insurance Company.....	N.....	
0140	Nationwide.....		20-3289512..	3848436			Jefferson National Financial Corp.....	DE.....	NIA.....	Nationwide Life Insurance Company.....	ownership.....	100.000	Nationwide Mutual Insurance Company.....	Y.....	
0140	Nationwide.....	64017.....	75-0300900..	3332887			Jefferson National Life Insurance Company.....	TX.....	IA.....	Jefferson National Financial Corporation.....	ownership.....	100.000	Nationwide Mutual Insurance Company.....	N.....	
0140	Nationwide.....	15727.....	47-1180302..	5111899			Jefferson National Life Insurance Company of New York	NY.....	IA.....	Jefferson National Life Insurance Company....	ownership.....	100.000	Nationwide Mutual Insurance Company.....	N.....	
0140	Nationwide.....		61-1340595..	5113503			Jefferson National Securities Corporation.....	DE.....	NIA.....	Jefferson National Financial Corporation.....	ownership.....	100.000	Nationwide Mutual Insurance Company.....	N.....	
0140	Nationwide.....		31-1486309..	4097802			Jerome Village Company, LLC.....	OH.....	NIA.....	Nationwide Realty Investors, Ltd.....	ownership.....	100.000	Nationwide Mutual Insurance Company.....	N.....	
0140			46-2974590..	n/a.....			Jerome Village Master Property Owners Association, Inc.	OH.....	OTH.....	Other non-Nationwide.....	n/a.....		Other non-Nationwide.....	N.....	2.....
	Nationwide.....		20-8945345..	5111938			JNF Advisors, Inc.....	DE.....	NIA.....	Jefferson National Financial Corporation.....	ownership.....	100.000	Nationwide Mutual Insurance Company.....	N.....	
			46-2956640..	n/a.....			Jerome Village Residential Property Owners Association, Inc.	OH.....	OTH.....	Other non-Nationwide.....	n/a.....		Other non-Nationwide.....	N.....	2.....

**SCHEDULE Y**

**PART 1A - DETAIL OF INSURANCE HOLDING COMPANY SYSTEM**

1	2	3	4	5	6	7	8	9	10	11	12	13	14	15	16
Group Code	Group Name	NAIC Company Code	ID Number	Federal RSSD	CIK	Name of Securities Exchange if Publicly Traded (U.S. or International)	Names of Parent, Subsidiaries or Affiliates	Domiciliary Location	Relationship to Reporting Entity	Directly Controlled by (Name of Entity/Person)	Type of Control (Ownership Board, Management, Attorney-in-Fact, Influence, Other)	If Control is Ownership Provide Percentage	Ultimate Controlling Entity(ies)/Person(s)	Is an SCA Filing Required? (Y/N)	*
97.3	0140 Nationwide.....	.....	31-1486309..	..4590312	.....	.....	JV Developers, LLC.....	OH.....	OTH.....	Nationwide Realty Investors, Ltd.....	ownership.....	...100.000	Nationwide Mutual Insurance Company.....	...N.....	2.....
	0140 Nationwide.....	.....	74-1395229..	..4613350	.....	.....	Lone Star General Agency, Inc.....	TX.....	IA.....	Nationwide Mutual Insurance Company.....	ownership.....	...100.000	Nationwide Mutual Insurance Company.....	...N.....	.....
	0140 Nationwide.....	11991...	38-0865250..	..4288187	.....	.....	National Casualty Company.....	OH.....	IA.....	Nationwide Mutual Insurance Company.....	ownership.....	...100.000	Nationwide Mutual Insurance Company.....	...N.....	.....
	0140 Nationwide.....	.....	AC000920..	..4614900	.....	.....	National Casualty Company of America, Ltd....	GBR.....	IA.....	National Casualty Company.....	ownership.....	...100.000	Nationwide Mutual Insurance Company.....	...N.....	.....
	0140 Nationwide.....	.....	42-1154244..	..2889795	.....	.....	Nationwide Advantage Mortgage Company.....	IA.....	NIA.....	AMCO Insurance Company.....	ownership.....	...87.300	Nationwide Mutual Insurance Company.....	...Y.....	1.....
	0140 Nationwide.....	.....	42-1154244..	..2889795	.....	.....	Nationwide Advantage Mortgage Company.....	IA.....	NIA.....	ALLIED Property & Casualty Insurance Company	ownership.....	.....8.470	Nationwide Mutual Insurance Company.....	...Y.....	1.....
	0140 Nationwide.....	.....	42-1154244..	..2889795	.....	.....	Nationwide Advantage Mortgage Company.....	IA.....	NIA.....	Depositors Insurance Company.....	ownership.....	.....4.230	Nationwide Mutual Insurance Company.....	...Y.....	1.....
	0140 Nationwide.....	26093..	48-0470690..	..4288196	.....	.....	Nationwide Affinity Insurance Company of America	OH.....	IA.....	Nationwide Mutual Insurance Company.....	ownership.....	...100.000	Nationwide Mutual Insurance Company.....	...N.....	.....
	0140 Nationwide.....	28223..	42-1015537..	..4288208	.....	.....	Nationwide Agribusiness Insurance Company...	IA.....	IA.....	Nationwide Mutual Insurance Company.....	ownership.....	...100.000	Nationwide Mutual Insurance Company.....	...N.....	.....
	0140 Nationwide.....	.....	31-1578869..	..4288075	.....	.....	Nationwide Arena, LLC.....	OH.....	NIA.....	NRI Arena, LLC.....	ownership.....	...90.000	Nationwide Mutual Insurance Company.....	...N.....	1.....
	0140 Nationwide.....	.....	20-8670712..	..4288114	.....	.....	Nationwide Asset Management, LLC.....	OH.....	NIA.....	Nationwide Mutual Insurance Company.....	ownership.....	...100.000	Nationwide Mutual Insurance Company.....	...N.....	.....
	0140 Nationwide.....	10723..	95-0639970..	..4288217	.....	.....	Nationwide Assurance Company.....	OH.....	IA.....	Nationwide Mutual Insurance Company.....	ownership.....	...100.000	Nationwide Mutual Insurance Company.....	...N.....	.....
	0140 Nationwide.....	.....	31-1592130..	..2729677	.....	.....	Nationwide Bank.....	OH.....	OTH.....	Nationwide Financial Services, Inc.....	ownership.....	...100.000	Nationwide Mutual Insurance Company.....	...N.....	2.....
	0140 Nationwide.....	.....	31-1036287..	..4288123	.....	.....	Nationwide Cash Management Company.....	OH.....	NIA.....	Nationwide Mutual Insurance Company.....	ownership.....	...100.000	Nationwide Mutual Insurance Company.....	...N.....	.....
	0140 Nationwide.....	.....	31-4416546..	..3828081	.....	.....	Nationwide Corporation.....	OH.....	NIA.....	Nationwide Mutual Insurance Company.....	ownership.....	...95.200	Nationwide Mutual Insurance Company.....	...Y.....	1.....
	0140 Nationwide.....	.....	31-4416546..	..3828081	.....	.....	Nationwide Corporation.....	OH.....	NIA.....	Nationwide Mutual Fire Insurance Company...	ownership.....	.....4.800	Nationwide Mutual Insurance Company.....	...Y.....	1.....
	0140 Nationwide.....	.....	04-3679407..	..4286839	.....	.....	Nationwide Emerging Managers, LLC.....	DE.....	NIA.....	NWD Investment Management, Inc.....	ownership.....	...100.000	Nationwide Mutual Insurance Company.....	...N.....	.....
	0140 Nationwide.....	.....	05-0630007..	..4288048	.....	.....	Nationwide Exclusive Agent Risk Purchasing Group, LLC	OH.....	NIA.....	Insurance Intermediaries, Inc.....	ownership.....	...100.000	Nationwide Mutual Insurance Company.....	...N.....	.....
	0140 Nationwide.....	.....	31-1667326..	..4286932	.....	.....	Nationwide Financial Assignment Company.....	OH.....	NIA.....	Nationwide Life Insurance Company.....	ownership.....	...100.000	Nationwide Mutual Insurance Company.....	...N.....	.....
	0140 Nationwide.....	.....	23-2412039..	..4287087	.....	.....	Nationwide Financial General Agency, Inc.....	PA.....	NIA.....	NFS Distributors, Inc.....	ownership.....	...100.000	Nationwide Mutual Insurance Company.....	...N.....	.....
	0140 Nationwide.....	.....	31-6554353..	..4286978	.....	.....	Nationwide Financial Services Capital Trust....	DE.....	NIA.....	Nationwide Financial Services, Inc. ....	ownership.....	...100.000	Nationwide Mutual Insurance Company.....	...N.....	.....
	0140 Nationwide.....	.....	31-1486870..	..3828063	.....	.....	Nationwide Financial Services, Inc.....	DE.....	NIA.....	Nationwide Corporation.....	ownership.....	...100.000	Nationwide Mutual Insurance Company.....	...N.....	.....
	0140 Nationwide.....	.....	52-6969857..	..4286996	.....	.....	Nationwide Fund Advisors.....	DE.....	NIA.....	Nationwide Financial Services, Inc. ....	ownership.....	...100.000	Nationwide Mutual Insurance Company.....	...N.....	.....
	0140 Nationwide.....	.....	31-1748721..	..4287050	.....	.....	Nationwide Fund Distributors LLC.....	DE.....	NIA.....	NFS Distributors, Inc.....	ownership.....	...100.000	Nationwide Mutual Insurance Company.....	...N.....	.....
	0140 Nationwide.....	.....	31-0900518..	..4287041	.....	.....	Nationwide Fund Management LLC.....	DE.....	NIA.....	NFS Distributors, Inc.....	ownership.....	...100.000	Nationwide Mutual Insurance Company.....	...N.....	.....
	0140 Nationwide.....	23760..	31-4425763..	..4287957	.....	.....	Nationwide General Insurance Company.....	OH.....	IA.....	Nationwide Mutual Insurance Company.....	ownership.....	...100.000	Nationwide Mutual Insurance Company.....	...N.....	.....
	0140 Nationwide.....	.....	31-1570938..	..4286398	.....	.....	Nationwide Global Holdings, Inc.....	OH.....	NIA.....	Nationwide Corporation.....	ownership.....	...100.000	Nationwide Mutual Insurance Company.....	...N.....	.....
	0140 Nationwide.....	.....	04-3732385..	..4286857	.....	.....	Nationwide Global Ventures, Inc.....	DE.....	NIA.....	NWD Asset Management Holdings, Inc.....	ownership.....	...100.000	Nationwide Mutual Insurance Company.....	...N.....	.....
	0140 Nationwide.....	10070..	31-1399201..	..2839398	.....	.....	Nationwide Indemnity Company.....	OH.....	IA.....	Nationwide Mutual Insurance Company.....	ownership.....	...100.000	Nationwide Mutual Insurance Company.....	...N.....	.....
	0140 Nationwide.....	25453..	95-2130882..	..4287180	.....	.....	Nationwide Insurance Company of America.....	OH.....	IA.....	ALLIED Group, Inc. ....	ownership.....	...100.000	Nationwide Mutual Insurance Company.....	...N.....	.....
	0140 Nationwide.....	10948..	31-1613686..	..4287966	.....	.....	Nationwide Insurance Company of Florida.....	OH.....	IA.....	Nationwide Mutual Insurance Company.....	ownership.....	...100.000	Nationwide Mutual Insurance Company.....	...N.....	.....
	0140 Nationwide.....	.....	41-2206199..	..4286950	.....	.....	Nationwide Investment Advisors, LLC.....	OH.....	NIA.....	Nationwide Life Insurance Company.....	ownership.....	...100.000	Nationwide Mutual Insurance Company.....	...N.....	.....

**SCHEDULE Y**

**PART 1A - DETAIL OF INSURANCE HOLDING COMPANY SYSTEM**

1	2	3	4	5	6	7	8	9	10	11	12	13	14	15	16
Group Code	Group Name	NAIC Company Code	ID Number	Federal RSSD	CIK	Name of Securities Exchange if Publicly Traded (U.S. or International)	Names of Parent, Subsidiaries or Affiliates	Domiciliary Location	Relationship to Reporting Entity	Directly Controlled by (Name of Entity/Person)	Type of Control (Ownership Board, Management, Attorney-in-Fact, Influence, Other)	If Control is Ownership Provide Percentage	Ultimate Controlling Entity(ies)/Person(s)	Is an SCA Filing Required? (Y/N)	*
0140	Nationwide.....	.....	73-0988442..	...4286923	.....	.....	Nationwide Investment Services Corporation.....	OK.....	NIA.....	Nationwide Life Insurance Company.....	ownership.....	...100.000	Nationwide Mutual Insurance Company.....	....Y.....	.....
0140	Nationwide.....	92657...	31-1000740..	...2995098	.....	.....	Nationwide Life and Annuity Insurance Company	OH.....	IA.....	Nationwide Life Insurance Company.....	ownership.....	...100.000	Nationwide Mutual Insurance Company.....	....N.....	.....
0140	Nationwide.....	66869...	31-4156830..	...2819288	.....	.....	Nationwide Life Insurance Company.....	OH.....	IA.....	Nationwide Financial Services, Inc.....	ownership.....	...100.000	Nationwide Mutual Insurance Company.....	....N.....	.....
0140	Nationwide.....	.....	13-4212969..	...4596127	.....	.....	Nationwide Life Tax Credit Partners 2002-A, LLC	OH.....	NIA.....	Nationwide Life Insurance Company.....	other.....	.....0.010	Nationwide Mutual Insurance Company.....	....N.....	1.....
0140	Nationwide.....	.....	01-0749754..	...4595960	.....	.....	Nationwide Life Tax Credit Partners 2002-B, LLC	OH.....	NIA.....	Nationwide Life Insurance Company.....	other.....	.....0.010	Nationwide Mutual Insurance Company.....	....N.....	1.....
0140	Nationwide.....	.....	54-2113175..	...4596127	.....	.....	Nationwide Life Tax Credit Partners 2003-A, LLC	OH.....	NIA.....	Nationwide Life Insurance Company.....	other.....	.....0.010	Nationwide Mutual Insurance Company.....	....N.....	1.....
0140	Nationwide.....	.....	58-2672725..	...4596163	.....	.....	Nationwide Life Tax Credit Partners 2003-B, LLC	OH.....	NIA.....	Nationwide Life Insurance Company.....	other.....	.....0.010	Nationwide Mutual Insurance Company.....	....N.....	1.....
0140	Nationwide.....	.....	20-0382144..	...4596707	.....	.....	Nationwide Life Tax Credit Partners 2004-A, LLC	OH.....	NIA.....	Nationwide Life Insurance Company.....	other.....	.....0.010	Nationwide Mutual Insurance Company.....	....N.....	1.....
0140	Nationwide.....	.....	20-0745944..	...4596211	.....	.....	Nationwide Life Tax Credit Partners 2004-B, LLC	OH.....	NIA.....	Nationwide Life Insurance Company.....	other.....	.....0.010	Nationwide Mutual Insurance Company.....	....N.....	1.....
0140	Nationwide.....	.....	20-0745965..	...4596239	.....	.....	Nationwide Life Tax Credit Partners 2004-C, LLC	OH.....	NIA.....	Nationwide Life Insurance Company.....	other.....	.....0.010	Nationwide Mutual Insurance Company.....	....N.....	1.....
0140	Nationwide.....	.....	20-1128408..	...4596332	.....	.....	Nationwide Life Tax Credit Partners 2004-D, LLC	OH.....	NIA.....	Nationwide Life Insurance Company.....	other.....	.....0.010	Nationwide Mutual Insurance Company.....	....N.....	1.....
0140	Nationwide.....	.....	20-1128472..	...4596350	.....	.....	Nationwide Life Tax Credit Partners 2004-E, LLC	OH.....	NIA.....	Nationwide Life Insurance Company.....	other.....	.....0.010	Nationwide Mutual Insurance Company.....	....N.....	1.....
0140	Nationwide.....	.....	20-1918935..	...3318117	.....	.....	Nationwide Life Tax Credit Partners 2004-F, LLC	OH.....	NIA.....	Nationwide Life Insurance Company.....	other.....	.....0.010	Nationwide Mutual Insurance Company.....	....N.....	1.....
0140	Nationwide.....	.....	20-2303694..	...4596369	.....	.....	Nationwide Life Tax Credit Partners 2005-A, LLC	OH.....	NIA.....	Nationwide Life Insurance Company.....	other.....	.....0.010	Nationwide Mutual Insurance Company.....	....N.....	1.....
0140	Nationwide.....	.....	20-2303602..	...4596378	.....	.....	Nationwide Life Tax Credit Partners 2005-B, LLC	OH.....	NIA.....	Nationwide Life Insurance Company.....	other.....	.....0.010	Nationwide Mutual Insurance Company.....	....N.....	1.....
0140	Nationwide.....	.....	20-2450960..	...4596387	.....	.....	Nationwide Life Tax Credit Partners 2005-C, LLC	OH.....	NIA.....	Nationwide Life Insurance Company.....	other.....	.....0.010	Nationwide Mutual Insurance Company.....	....N.....	1.....
0140	Nationwide.....	.....	20-2451052..	...4596396	.....	.....	Nationwide Life Tax Credit Partners 2005-D, LLC	OH.....	NIA.....	Nationwide Life Insurance Company.....	other.....	.....0.010	Nationwide Mutual Insurance Company.....	....N.....	1.....
0140	Nationwide.....	.....	20-2774223..	...4596408	.....	.....	Nationwide Life Tax Credit Partners 2005-E, LLC	OH.....	NIA.....	Nationwide Life Insurance Company.....	other.....	.....0.010	Nationwide Mutual Insurance Company.....	....N.....	1.....
0140	Nationwide.....	.....	21-1288836..	...4596426	.....	.....	Nationwide Life Tax Credit Partners 2007-A, LLC	OH.....	NIA.....	Nationwide Life Insurance Company.....	other.....	.....0.010	Nationwide Mutual Insurance Company.....	....N.....	1.....
0140	Nationwide.....	.....	26-3427373..	...4596435	.....	.....	Nationwide Life Tax Credit Partners 2009-A, LLC	OH.....	NIA.....	Nationwide Life Insurance Company.....	other.....	.....0.010	Nationwide Mutual Insurance Company.....	....N.....	1.....

**SCHEDULE Y**

**PART 1A - DETAIL OF INSURANCE HOLDING COMPANY SYSTEM**

97.5

1	2	3	4	5	6	7	8	9	10	11	12	13	14	15	16
Group Code	Group Name	NAIC Company Code	ID Number	Federal RSSD	CIK	Name of Securities Exchange if Publicly Traded (U.S. or International)	Names of Parent, Subsidiaries or Affiliates	Domiciliary Location	Relationship to Reporting Entity	Directly Controlled by (Name of Entity/Person)	Type of Control (Ownership Board, Management, Attorney-in-Fact, Influence, Other)	If Control is Ownership Provide Percentage	Ultimate Controlling Entity(ies)/Person(s)	Is an SCA Filing Required? (Y/N)	*
0140	Nationwide.....	.....	26-3427435..	...4596444	.....	.....	Nationwide Life Tax Credit Partners 2009-B, LLC	OH.....	NIA.....	Nationwide Life Insurance Company.....	other.....	.....0.010	Nationwide Mutual Insurance Company.....	....N.....	1.....
0140	Nationwide.....	.....	26-3427479..	...4596499	.....	.....	Nationwide Life Tax Credit Partners 2009-C, LLC	OH.....	NIA.....	Nationwide Life Insurance Company.....	other.....	.....0.010	Nationwide Mutual Insurance Company.....	....N.....	1.....
0140	Nationwide.....	.....	26-3427525..	...4596510	.....	.....	Nationwide Life Tax Credit Partners 2009-D, LLC	OH.....	NIA.....	Nationwide Life Insurance Company.....	other.....	.....0.010	Nationwide Mutual Insurance Company.....	....N.....	1.....
0140	Nationwide.....	.....	26-4737055..	...4596529	.....	.....	Nationwide Life Tax Credit Partners 2009-E, LLC	OH.....	NIA.....	Nationwide Life Insurance Company.....	ownership.....	...100.000	Nationwide Mutual Insurance Company.....	....N.....	.....
0140	Nationwide.....	.....	26-4737157..	...4596547	.....	.....	Nationwide Life Tax Credit Partners 2009-F, LLC	OH.....	NIA.....	Nationwide Life Insurance Company.....	ownership.....	...100.000	Nationwide Mutual Insurance Company.....	....N.....	.....
0140	Nationwide.....	.....	27-1362364..	...4596622	.....	.....	Nationwide Life Tax Credit Partners 2009-I, LLC	OH.....	NIA.....	Nationwide Life Insurance Company.....	other.....	.....0.010	Nationwide Mutual Insurance Company.....	....N.....	1.....
0140	Nationwide.....	.....	45-0469525..	...3779811	.....	.....	Nationwide Life Tax Credit Partners No. 1, LLC	OH.....	NIA.....	Nationwide Life Insurance Company.....	other.....	.....0.010	Nationwide Mutual Insurance Company.....	....N.....	1.....
0140	Nationwide.....	42110...	75-1780981..	...4287984	.....	.....	Nationwide Lloyds.....	TX.....	IA.....	n/a.....	contract.....	.....	Nationwide Mutual Insurance Company.....	....N.....	2.....
0140	Nationwide.....	.....	42-1373380..	...4287210	.....	.....	Nationwide Member Solutions Agency Inc.....	IA.....	NIA.....	ALLIED Group, Inc.....	ownership.....	...100.000	Nationwide Mutual Insurance Company.....	....N.....	.....
0140	Nationwide.....	31-41771...	75-3191025..	...4597094	.....	.....	Nationwide Mutual Capital I, LLC.....	DE.....	NIA.....	Nationwide Mutual Capital, LLC.....	ownership.....	...100.000	Nationwide Mutual Insurance Company.....	....N.....	.....
0140	Nationwide.....	31-41771...	75-3191025..	...4595269	.....	.....	Nationwide Mutual Capital, LLC.....	OH.....	NIA.....	Nationwide Mutual Insurance Company.....	ownership.....	...100.000	Nationwide Mutual Insurance Company.....	....N.....	.....
0140	Nationwide.....	23779...	82-0549218..	...3828090	.....	.....	Nationwide Mutual Fire Insurance Company.....	OH.....	OTH.....	Other non-Nationwide.....	n/a.....	.....	Other non-Nationwide.....	....N.....	2.....
0140	Nationwide.....	23787...	31-4177100..	...3828072	.....	.....	Nationwide Mutual Insurance Company.....	OH.....	UDP.....	Other non-Nationwide.....	n/a.....	.....	Other non-Nationwide.....	....N.....	2.....
0140	Nationwide.....	.....	34-2012765..	...4288084	.....	.....	Nationwide Private Equity Fund, LLC.....	OH.....	NIA.....	Nationwide Mutual Insurance Company.....	ownership.....	...100.000	Nationwide Mutual Insurance Company.....	....N.....	.....
0140	Nationwide.....	37877...	31-0970750..	...4287993	.....	.....	Nationwide Property and Casualty Insurance Company	OH.....	IA.....	Nationwide Mutual Insurance Company.....	ownership.....	...100.000	Nationwide Mutual Insurance Company.....	....N.....	.....
0140	Nationwide.....	.....	31-1486309..	...4288105	.....	.....	Nationwide Realty Investors, Ltd.....	OH.....	NIA.....	Nationwide Mutual Insurance Company.....	ownership.....	...97.000	Nationwide Mutual Insurance Company.....	....N.....	1.....
0140	Nationwide.....	.....	31-1486309..	...4288105	.....	.....	Nationwide Realty Investors, Ltd.....	OH.....	NIA.....	Nationwide Indemnity Company.....	ownership.....	...3.000	Nationwide Mutual Insurance Company.....	....N.....	1.....
0140	Nationwide.....	.....	31-1486309..	...4590264	.....	.....	Nationwide Realty Management, LLC.....	OH.....	NIA.....	Nationwide Realty Investors, Ltd.....	ownership.....	...100.000	Nationwide Mutual Insurance Company.....	....N.....	.....
0140	Nationwide.....	.....	n/a.....	...4288066	.....	.....	Nationwide Realty Services, Ltd.....	OH.....	NIA.....	Nationwide Mutual Insurance Company.....	ownership.....	...100.000	Nationwide Mutual Insurance Company.....	....N.....	.....
0140	Nationwide.....	.....	73-0948330..	...4287096	.....	.....	Nationwide Retirement Solutions, Inc.....	DE.....	NIA.....	NFS Distributors, Inc.....	ownership.....	...100.000	Nationwide Mutual Insurance Company.....	....N.....	.....
0140	Nationwide.....	.....	36-2434406..	...4287078	.....	.....	Nationwide Securities, LLC.....	OH.....	NIA.....	NFS Distributors, Inc.....	ownership.....	...100.000	Nationwide Mutual Insurance Company.....	....N.....	.....
0140	Nationwide.....	.....	31-4177100..	...4288093	.....	.....	Nationwide Services Company, LLC.....	OH.....	NIA.....	Nationwide Mutual Insurance Company.....	ownership.....	...100.000	Nationwide Mutual Insurance Company.....	....N.....	.....
0140	Nationwide.....	.....	27-0743545..	...4564041	.....	.....	Nationwide Tax Credit Partners 2009-G, LLC...	OH.....	NIA.....	Nationwide Mutual Insurance Company.....	other.....	.....0.010	Nationwide Mutual Insurance Company.....	....N.....	1.....
0140	Nationwide.....	.....	27-0768791..	...4596891	.....	.....	Nationwide Tax Credit Partners 2009-H, LLC...	OH.....	NIA.....	Nationwide Mutual Insurance Company.....	ownership.....	...100.000	Nationwide Mutual Insurance Company.....	....N.....	.....
0140	Nationwide.....	.....	46-1952215..	...4596556	.....	.....	Nationwide Tax Credit Partners 2013-A, LLC...	OH.....	NIA.....	Nationwide Life Insurance Company.....	other.....	.....0.010	Nationwide Mutual Insurance Company.....	....N.....	1.....
0140	Nationwide.....	.....	46-1971926..	...4596592	.....	.....	Nationwide Tax Credit Partners 2013-B, LLC...	OH.....	NIA.....	Nationwide Life Insurance Company.....	other.....	.....0.010	Nationwide Mutual Insurance Company.....	....N.....	1.....
0140	Nationwide.....	.....	20-5976272..	...4595410	.....	.....	Nationwide Ventures, LLC.....	OH.....	NIA.....	Nationwide Mutual Insurance Company.....	ownership.....	...100.000	Nationwide Mutual Insurance Company.....	....N.....	.....
0140	Nationwide.....	.....	11-3651828..	...4588168	.....	.....	ND La Quinta Partners, LLC.....	DE.....	NIA.....	Nationwide Realty Investors, Ltd.....	ownership.....	...95.000	Nationwide Mutual Insurance Company.....	....N.....	1.....

**SCHEDULE Y**

**PART 1A - DETAIL OF INSURANCE HOLDING COMPANY SYSTEM**

1	2	3	4	5	6	7	8	9	10	11	12	13	14	15	16
Group Code	Group Name	NAIC Company Code	ID Number	Federal RSSD	CIK	Name of Securities Exchange if Publicly Traded (U.S. or International)	Names of Parent, Subsidiaries or Affiliates	Domiciliary Location	Relationship to Reporting Entity	Directly Controlled by (Name of Entity/Person)	Type of Control (Ownership Board, Management, Attorney-in-Fact, Influence, Other)	If Control is Ownership Provide Percentage	Ultimate Controlling Entity(ies)/Person(s)	Is an SCA Filing Required? (Y/N)	*
97.6	0140 Nationwide.....		20-0585594..	4286866			Newhouse Capital Partners II, LLC.....	DE.....	NIA.....	Nationwide Global Ventures, Inc.....	ownership.....	99.000	Nationwide Mutual Insurance Company.....	N.....	1.....
	0140 Nationwide.....		13-4110716..	4286679			Newhouse Capital Partners, LLC.....	DE.....	NIA.....	NWD Investment Management, Inc.....	ownership.....	19.000	Nationwide Mutual Insurance Company.....	N.....	1.....
	0140 Nationwide.....		13-4110716..	4286679			Newhouse Capital Partners, LLC.....	DE.....	NIA.....	Nationwide Mutual Insurance Company.....	ownership.....	70.000	Nationwide Mutual Insurance Company.....	N.....	1.....
	0140 Nationwide.....		13-4110716..	4286679			Newhouse Capital Partners, LLC.....	DE.....	NIA.....	Nationwide Mutual Fire Insurance Company...	ownership.....	10.000	Nationwide Mutual Insurance Company.....	N.....	1.....
	0140 Nationwide.....		31-1630871..	4287032			NFS Distributors, Inc.....	DE.....	NIA.....	Nationwide Financial Services, Inc. ....	ownership.....	100.000	Nationwide Mutual Insurance Company.....	N.....	
	0140 Nationwide.....		14-1892640..	4596677			NHT XII Tax Credit Fund, LLC.....	DC.....	NIA.....	Nationwide Life Insurance Company.....	ownership.....	49.990	Nationwide Mutual Insurance Company.....	N.....	1.....
	0140 Nationwide.....		14-1892640..	4596677			NHT XII Tax Credit Fund, LLC.....	DC.....	NIA.....	Nationwide Assurance Company .....	ownership.....	25.000	Nationwide Mutual Insurance Company.....	N.....	1.....
	0140 Nationwide.....		14-1892640..	4596677			NHT XII Tax Credit Fund, LLC.....	DC.....	NIA.....	Nationwide Mutual Insurance Company.....	ownership.....	25.000	Nationwide Mutual Insurance Company.....	N.....	1.....
	0140 Nationwide.....		46-3762545..	4750442			NNOV8, LLC.....	OH.....	NIA.....	Nationwide Mutual Insurance Company.....	ownership.....	100.000	Nationwide Mutual Insurance Company.....	N.....	
	0140 Nationwide.....		20-4939866..	4590817			North of Third, LLC.....	OH.....	NIA.....	NRI Equity Land Investments, LLC.....	ownership.....	100.000	Nationwide Mutual Insurance Company.....	N.....	
	0140 Nationwide.....		26-4083207..	4590385			Northstar Commercial Development, LLC.....	OH.....	NIA.....	Nationwide Realty Investors, Ltd.....	ownership.....	50.000	Nationwide Mutual Insurance Company.....	N.....	1.....
							Northstar Master Property Owners Association, Inc.	OH.....	OTH.....	Other non-Nationwide.....	n/a.....		Other non-Nationwide.....	N.....	2.....
	0140 Nationwide.....		26-4083354..	4594909			Northstar Residential Development, LLC.....	OH.....	NIA.....	Nationwide Realty Investors, Ltd.....	ownership.....	50.000	Nationwide Mutual Insurance Company.....	N.....	1.....
	0140 Nationwide.....		31-1486309..	4594794			NRI Arena, LLC.....	OH.....	NIA.....	Nationwide Realty Investors, Ltd.....	ownership.....	100.000	Nationwide Mutual Insurance Company.....	N.....	
	0140 Nationwide.....		31-1486309..	4594815			NRI Brookside, LLC.....	OH.....	NIA.....	Nationwide Realty Investors, Ltd.....	ownership.....	100.000	Nationwide Mutual Insurance Company.....	N.....	
	0140 Nationwide.....		31-1486309..	4595027			NRI Builders, LLC.....	OH.....	NIA.....	Nationwide Realty Investors, Ltd.....	ownership.....	100.000	Nationwide Mutual Insurance Company.....	N.....	
	0140 Nationwide.....		31-1486309..	4590246			NRI Communities/Harris Blvd., LLC.....	OH.....	NIA.....	Nationwide Realty Investors, Ltd.....	ownership.....	100.000	Nationwide Mutual Insurance Company.....	N.....	
	0140 Nationwide.....		31-1486309..	4590282			NRI Cramer Creek, LLC.....	OH.....	NIA.....	Nationwide Realty Investors, Ltd.....	ownership.....	100.000	Nationwide Mutual Insurance Company.....	N.....	
	0140 Nationwide.....		20-4939866..	4590460			NRI Equity Land Investments, LLC.....	OH.....	NIA.....	Nationwide Realty Investors, Ltd.....	ownership.....	80.000	Nationwide Mutual Insurance Company.....	N.....	1.....
	0140 Nationwide.....		26-0212217..	4590394			NRI Equity Tampa, LLC.....	OH.....	NIA.....	Nationwide Realty Investors, Ltd.....	ownership.....	100.000	Nationwide Mutual Insurance Company.....	N.....	
	0140 Nationwide.....		31-1486309..	4590376			NRI Maxtown, LLC.....	OH.....	NIA.....	Nationwide Realty Investors, Ltd.....	ownership.....	100.000	Nationwide Mutual Insurance Company.....	N.....	
	0140 Nationwide.....		31-1486309..	4590406			NRI Office Ventures, Ltd.....	OH.....	NIA.....	Nationwide Realty Investors, Ltd.....	ownership.....	100.000	Nationwide Mutual Insurance Company.....	N.....	
	0140 Nationwide.....		31-1580283..	4596912			NRI Telecom, LLC.....	OH.....	NIA.....	NWD Investments, LLC.....	ownership.....	100.000	Nationwide Mutual Insurance Company.....	N.....	
	0140 Nationwide.....		31-1486309..	4590349			NRI-Rivulon, LLC.....	OH.....	NIA.....	Nationwide Realty Investors, Ltd.....	ownership.....	100.000	Nationwide Mutual Insurance Company.....	N.....	
	0140 Nationwide.....		26-4083354..	4869456			NS Developers, LLC.....	OH.....	NIA.....	Northstar Residential Development, LLC.....	ownership.....	100.000	Nationwide Mutual Insurance Company.....	N.....	
	0140 Nationwide.....		45-3123274..	4595438			NTCIF-2011 Georgia State Investor, LLC.....	OH.....	NIA.....	Nationwide Property and Casualty Company...	ownership.....	100.000	Nationwide Mutual Insurance Company.....	N.....	
	0140 Nationwide.....		90-0729552..	4596695			NTCIF-2011, LLC.....	OH.....	NIA.....	Nationwide Mutual Insurance Company.....	ownership.....	50.000	Nationwide Mutual Insurance Company.....	N.....	1.....
	0140 Nationwide.....		90-0729552..	4596695			NTCIF-2011, LLC.....	OH.....	NIA.....	Nationwide Mutual Fire Insurance Company...	ownership.....	50.000	Nationwide Mutual Insurance Company.....	N.....	1.....
	0140 Nationwide.....		27-4700627..	4596716			NTCP 2011-A, LLC.....	OH.....	OTH.....	Nationwide Life Insurance Company.....	other.....	0.010	Nationwide Mutual Insurance Company.....	N.....	2.....
	0140 Nationwide.....		46-0741029..	4464703			NTCP 2012-A, LLC.....	OH.....	OTH.....	Nationwide Life Insurance Company.....	other.....	0.010	Nationwide Mutual Insurance Company.....	N.....	2.....
	0140 Nationwide.....		46-3309896..	4586164			NTCP 2013-C, LLC.....	OH.....	OTH.....	Nationwide Life Insurance Company.....	other.....	0.010	Nationwide Mutual Insurance Company.....	N.....	2.....
	0140 Nationwide.....		46-4111078..	4596743			NTCP 2014-A, LLC.....	OH.....	OTH.....	Nationwide Life Insurance Company.....	other.....	0.010	Nationwide Mutual Insurance Company.....	N.....	2.....
	0140 Nationwide.....		47-1404116..	4802734			NTCP 2014-B, LLC.....	OH.....	OTH.....	Nationwide Life Insurance Company.....	other.....	0.010	Nationwide Mutual Insurance Company.....	N.....	2.....
	0140 Nationwide.....		47-1413242..	4809948			NTCP 2014-C, LLC.....	OH.....	OTH.....	Nationwide Life Insurance Company.....	other.....	0.010	Nationwide Mutual Insurance Company.....	N.....	2.....
	0140 Nationwide.....		47-3909345..	4869483			NTCP 2015-A, LLC.....	OH.....	OTH.....	Nationwide Life Insurance Company.....	other.....	0.010	Nationwide Mutual Insurance Company.....	N.....	2.....

**SCHEDULE Y**

**PART 1A - DETAIL OF INSURANCE HOLDING COMPANY SYSTEM**

1	2	3	4	5	6	7	8	9	10	11	12	13	14	15	16
Group Code	Group Name	NAIC Company Code	ID Number	Federal RSSD	CIK	Name of Securities Exchange if Publicly Traded (U.S. or International)	Names of Parent, Subsidiaries or Affiliates	Domiciliary Location	Relationship to Reporting Entity	Directly Controlled by (Name of Entity/Person)	Type of Control (Ownership Board, Management, Attorney-in-Fact, Influence, Other)	If Control is Ownership Provide Percentage	Ultimate Controlling Entity(ies)/Person(s)	Is an SCA Filing Required? (Y/N)	*
97.7	0140 Nationwide.....		47-4148470..	..4890807			NTCP 2015-B, LLC.....	OH.....	OTH.....	Nationwide Life Insurance Company.....	other.....	.....0.010	Nationwide Mutual Insurance Company.....	...N.....	2.....
	0140 Nationwide.....		81-3836925..	..5048678			NTCP 2016-A, LLC.....	OH.....	NIA.....	Nationwide Life Insurance Company.....	ownership.....	.....100.000	Nationwide Mutual Insurance Company.....	...N.....	
	0140 Nationwide.....		82--2015065..	..5167122			NTCP 2017-A, LLC.....	OH.....	NIA.....	Nationwide Life Insurance Company.....	ownership.....	.....100.000	Nationwide Mutual Insurance Company.....	...N.....	
	0140 Nationwide.....		81-0936428..	..4966663			NW Private Debt, LLC.....	OH.....	NIA.....	Nationwide Mutual Insurance Company.....	ownership.....	.....100.000	Nationwide Mutual Insurance Company.....	...N.....	
	0140 Nationwide.....		26-1903919..	..5012295			NW REI, LLC.....	DE.....	NIA.....	Nationwide Mutual Insurance Company.....	ownership.....	.....100.000	Nationwide Mutual Insurance Company.....	...N.....	
	0140 Nationwide.....		81-2326191..	..5011609			NW-442 Ocean, LLC.....	OH.....	NIA.....	NW REI (NLIC), LLC.....	ownership.....	.....100.000	Nationwide Mutual Insurance Company.....	...N.....	
	0140 Nationwide.....		46-3654078..	..4593621			NW-Amesbury, LLC.....	OH.....	NIA.....	NW-REI, LLC.....	ownership.....	.....100.000	Nationwide Mutual Insurance Company.....	...N.....	
	0140 Nationwide.....		81-1263284..	..4960979			NW-Amesbury II, LLC.....	OH.....	NIA.....	Nationwide Mutual Insurance Company.....	ownership.....	.....100.000	Nationwide Mutual Insurance Company.....	...N.....	
	0140 Nationwide.....		81-1246932..	..4958855			NW-Baseline, LLC.....	OH.....	NIA.....	Nationwide Mutual Insurance Company.....	ownership.....	.....100.000	Nationwide Mutual Insurance Company.....	...N.....	
	0140 Nationwide.....		81-1869861..	..4984911			NW-Beech, LLC.....	OH.....	NIA.....	NW REI, (NMFIC), LLC.....	ownership.....	.....100.000	Nationwide Mutual Insurance Company.....	...N.....	
	0140 Nationwide.....		47-4999493..	..4902223			NW-Bellevue, LLC.....	OH.....	NIA.....	NW REI, LLC.....	ownership.....	.....100.000	Nationwide Mutual Insurance Company.....	...N.....	
	0140 Nationwide.....		81-1211881..	..4962151			NW-Castle Rock, LLC.....	OH.....	NIA.....	Nationwide Mutual Insurance Company.....	ownership.....	.....100.000	Nationwide Mutual Insurance Company.....	...N.....	
	0140 Nationwide.....		46-3674167..	..4595090			NW-Cedar Springs, LLC.....	OH.....	NIA.....	NW REI, LLC.....	ownership.....	.....100.000	Nationwide Mutual Insurance Company.....	...N.....	
	0140 Nationwide.....		82-2957977..	..5167131			NW-Civita, LLC.....	OH.....	NIA.....	Nationwide Life Insurance Company.....	ownership.....	.....100.000	Nationwide Mutual Insurance Company.....	...N.....	
	0140 Nationwide.....		82-2958440..	..5167140			NW-Civita NLAIC, LLC.....	OH.....	NIA.....	Nationwide Life and Annuity Insurance Company	ownership.....	.....100.000	Nationwide Mutual Insurance Company.....	...N.....	
	0140 Nationwide.....		81-1285433..	..4961024			NW-College Park, LLC.....	OH.....	NIA.....	Nationwide Mutual Insurance Company.....	ownership.....	.....100.000	Nationwide Mutual Insurance Company.....	...N.....	
	0140 Nationwide.....		31-1580283..	..4591038			NWD 205 Vine, LLC.....	OH.....	NIA.....	NWD Investments, LLC.....	ownership.....	.....100.000	Nationwide Mutual Insurance Company.....	...N.....	
	0140 Nationwide.....		31-1580283..	..4591261			NWD 225 Nationwide, LLC.....	OH.....	NIA.....	NWD Investments, LLC.....	ownership.....	.....100.000	Nationwide Mutual Insurance Company.....	...N.....	
	0140 Nationwide.....		31-1580283..	..4591056			NWD 230 West, LLC.....	OH.....	NIA.....	NWD Investments, LLC.....	ownership.....	.....100.000	Nationwide Mutual Insurance Company.....	...N.....	
	0140 Nationwide.....		31-1580283..	..4590545			NWD 240 Nationwide, LLC.....	OH.....	NIA.....	NWD Investments, LLC.....	ownership.....	.....100.000	Nationwide Mutual Insurance Company.....	...N.....	
	0140 Nationwide.....		31-1580283..	..4590273			NWD 250 Brodbelt, LLC.....	OH.....	NIA.....	NWD Investments, LLC.....	ownership.....	.....100.000	Nationwide Mutual Insurance Company.....	...N.....	
	0140 Nationwide.....		31-1580283..	..4981134			NWD 250 West, LLC.....	OH.....	NIA.....	NWD Investments, LLC.....	ownership.....	.....100.000	Nationwide Mutual Insurance Company.....	...N.....	
	0140 Nationwide.....		31-1580283..	..4590554			NWD 265 Neil, LLC.....	OH.....	NIA.....	NWD Investments, LLC.....	ownership.....	.....100.000	Nationwide Mutual Insurance Company.....	...N.....	
	0140 Nationwide.....		31-1580283..	..4590518			NWD 275 Marconi, LLC.....	OH.....	NIA.....	NWD Investments, LLC.....	ownership.....	.....100.000	Nationwide Mutual Insurance Company.....	...N.....	
	0140 Nationwide.....		31-1580283..	..4590509			NWD 300 Neil, LLC.....	OH.....	NIA.....	NWD Investments, LLC.....	ownership.....	.....100.000	Nationwide Mutual Insurance Company.....	...N.....	
	0140 Nationwide.....		31-1580283..	..4590572			NWD 300 Spring, LLC.....	OH.....	NIA.....	NWD Investments, LLC.....	ownership.....	.....100.000	Nationwide Mutual Insurance Company.....	...N.....	
	0140 Nationwide.....		31-1580283..	..4590527			NWD 355 McConnell, LLC.....	OH.....	NIA.....	NWD Investments, LLC.....	ownership.....	.....100.000	Nationwide Mutual Insurance Company.....	...N.....	
	0140 Nationwide.....		31-1580283..	..4590581			NWD 425 Nationwide, LLC.....	OH.....	NIA.....	NWD Investments, LLC.....	ownership.....	.....100.000	Nationwide Mutual Insurance Company.....	...N.....	
	0140 Nationwide.....		31-1580283..	..4590536			NWD 500 Nationwide, LLC.....	OH.....	NIA.....	NWD Investments, LLC.....	ownership.....	.....100.000	Nationwide Mutual Insurance Company.....	...N.....	
	0140 Nationwide.....		31-1580283..	..4591298			NWD Arena Crossing, LLC.....	OH.....	NIA.....	NWD Investments, LLC.....	ownership.....	.....100.000	Nationwide Mutual Insurance Company.....	...N.....	
	0140 Nationwide.....		31-1580283..	..4591083			NWD Arena District I, LLC.....	OH.....	NIA.....	NWD Investments, LLC.....	ownership.....	.....100.000	Nationwide Mutual Insurance Company.....	...N.....	
	0140 Nationwide.....		31-1580283..	..4591300			NWD Arena District II, LLC.....	OH.....	NIA.....	NWD Investments, LLC.....	ownership.....	.....100.000	Nationwide Mutual Insurance Company.....	...N.....	
	0140 Nationwide.....		31-1580283..	..4591113			NWD Arena District MM, LLC.....	OH.....	NIA.....	NWD Investments, LLC.....	ownership.....	.....100.000	Nationwide Mutual Insurance Company.....	...N.....	
	0140 Nationwide.....		31-1580283..	..4591319			NWD Arena District PW, LLC.....	OH.....	NIA.....	NWD Investments, LLC.....	ownership.....	.....100.000	Nationwide Mutual Insurance Company.....	...N.....	
	0140 Nationwide.....		31-1580283..	..4591131			NWD Arena District V, LLC.....	OH.....	NIA.....	NWD Investments, LLC.....	ownership.....	.....100.000	Nationwide Mutual Insurance Company.....	...N.....	

**SCHEDULE Y**

**PART 1A - DETAIL OF INSURANCE HOLDING COMPANY SYSTEM**

97.8

1	2	3	4	5	6	7	8	9	10	11	12	13	14	15	16
Group Code	Group Name	NAIC Company Code	ID Number	Federal RSSD	CIK	Name of Securities Exchange if Publicly Traded (U.S. or International)	Names of Parent, Subsidiaries or Affiliates	Domiciliary Location	Relationship to Reporting Entity	Directly Controlled by (Name of Entity/Person)	Type of Control (Ownership Board, Management, Attorney-in-Fact, Influence, Other)	If Control is Ownership Provide Percentage	Ultimate Controlling Entity(ies)/Person(s)	Is an SCA Filing Required? (Y/N)	*
0140	Nationwide.....	.....	04-3679396..	4286848	.....	.....	NWD Asset Management Holdings, Inc.....	DE.....	NIA.....	NWD Investment Management, Inc.....	ownership.....	100.000	Nationwide Mutual Insurance Company.....	..N.....	.....
0140	Nationwide.....	.....	31-1580283..	4591328	.....	.....	NWD Athletic Club, LLC.....	OH.....	NIA.....	NWD Investments, LLC.....	ownership.....	100.000	Nationwide Mutual Insurance Company.....	..N.....	.....
0140	Nationwide.....	.....	30-0876022..	4810010	.....	.....	NWD Franklinton, LLC.....	DE.....	NIA.....	Nationwide Realty Investors, Ltd.....	ownership.....	80.000	Nationwide Mutual Insurance Company.....	..N.....	1.....
0140	Nationwide.....	.....	31-1636299..	4286594	.....	.....	NWD Investment Management, Inc.....	DE.....	NIA.....	Nationwide Corporation.....	ownership.....	100.000	Nationwide Mutual Insurance Company.....	..N.....	.....
0140	Nationwide.....	.....	31-1580283..	4587965	.....	.....	NWD Investments, LLC.....	OH.....	NIA.....	Nationwide Realty Investors, Ltd.....	ownership.....	80.000	Nationwide Mutual Insurance Company.....	..N.....	1.....
0140	Nationwide.....	.....	47-4036460..	4869492	.....	.....	NW-Deerfield, LLC.....	OH.....	NIA.....	Nationwide Mutual Insurance Company.....	ownership.....	74.030	Nationwide Mutual Insurance Company.....	..N.....	1.....
0140	Nationwide.....	.....	47-4036460..	4869492	.....	.....	NW-Deerfield, LLC.....	OH.....	NIA.....	Nationwide Life and Annuity Insurance Company	ownership.....	25.970	Nationwide Mutual Insurance Company.....	..N.....	1.....
0140	Nationwide.....	.....	81-2327221..	5013443	.....	.....	NW-Deerfield II, LLC.....	OH.....	NIA.....	NW REI, LLC.....	ownership.....	100.000	Nationwide Mutual Insurance Company.....	..N.....	.....
0140	Nationwide.....	.....	81-4401901..	5082010	.....	.....	NW-Grapevine Bluffs, LLC.....	OH.....	NIA.....	Nationwide Mutual Insurance Company.....	ownership.....	100.000	Nationwide Mutual Insurance Company.....	..N.....	.....
0140	Nationwide.....	.....	46-4330384..	4750443	.....	.....	NW-Hudnall, LLC.....	OH.....	NIA.....	NW REI, LLC.....	ownership.....	100.000	Nationwide Mutual Insurance Company.....	..N.....	.....
0140	Nationwide.....	.....	82-1881115..	5143078	.....	.....	NW-Ironhorse, LLC.....	OH.....	NIA.....	Nationwide Mutual Insurance Company.....	ownership.....	100.000	Nationwide Mutual Insurance Company.....	..N.....	.....
0140	Nationwide.....	.....	47-2482818..	4810122	.....	.....	NW-Jasper WAG, LLC.....	OH.....	NIA.....	NW REI, LLC.....	ownership.....	100.000	Nationwide Mutual Insurance Company.....	..N.....	.....
0140	Nationwide.....	.....	47-1497429..	4809957	.....	.....	NW-Jefferson, LLC.....	OH.....	NIA.....	NW REI, LLC.....	ownership.....	100.000	Nationwide Mutual Insurance Company.....	..N.....	.....
0140	Nationwide.....	.....	81-1232565..	4961042	.....	.....	NW-Lenexa, LLC.....	OH.....	NIA.....	NW REI (NLAIC), LLC.....	ownership.....	100.000	Nationwide Mutual Insurance Company.....	..N.....	.....
0140	Nationwide.....	.....	81-1671648..	4981116	.....	.....	NW-Lenexa II, LLC.....	OH.....	NIA.....	NW REI (NLAIC), LLC.....	ownership.....	100.000	Nationwide Mutual Insurance Company.....	..N.....	.....
0140	Nationwide.....	.....	81-5146596..	5092961	.....	.....	NW-Logan, LLC.....	OH.....	NIA.....	NW REI, LLC.....	ownership.....	100.000	Nationwide Mutual Insurance Company.....	..N.....	.....
0140	Nationwide.....	.....	81-5146266..	5092989	.....	.....	NW-Millenia, LLC.....	OH.....	NIA.....	NW REI, LLC.....	ownership.....	100.000	Nationwide Mutual Insurance Company.....	..N.....	.....
0140	Nationwide.....	.....	46-2457568..	4591467	.....	.....	NW-Montrose, LLC.....	OH.....	NIA.....	NW REI, LLC.....	ownership.....	100.000	Nationwide Mutual Insurance Company.....	..N.....	.....
0140	Nationwide.....	.....	46-3888719..	4593603	.....	.....	NW-Park 288, LLC.....	OH.....	NIA.....	NW REI, LLC.....	ownership.....	100.000	Nationwide Mutual Insurance Company.....	..N.....	.....
0140	Nationwide.....	.....	47-1740812..	4809966	.....	.....	NW-Peachtree, LLC.....	OH.....	NIA.....	NW REI, LLC.....	ownership.....	100.000	Nationwide Mutual Insurance Company.....	..N.....	.....
0140	Nationwide.....	.....	46-2469044..	4591494	.....	.....	NW-Portales, LLC.....	OH.....	NIA.....	NW REI, LLC.....	ownership.....	100.000	Nationwide Mutual Insurance Company.....	..N.....	.....
0140	Nationwide.....	.....	47-2449044..	4810113	.....	.....	NW-Promenade at Madison, LLC.....	OH.....	NIA.....	NW REI, LLC.....	ownership.....	100.000	Nationwide Mutual Insurance Company.....	..N.....	.....
0140	Nationwide.....	.....	81-1603024..	4981086	.....	.....	NW REI (NLAIC), LLC.....	OH.....	NIA.....	Nationwide Life and Annuity Insurance Company	ownership.....	100.000	Nationwide Mutual Insurance Company.....	..N.....	.....
0140	Nationwide.....	.....	81-1619428..	4981107	.....	.....	NW REI (NLIC), LLC.....	OH.....	NIA.....	Nationwide Life Insurance Company.....	ownership.....	100.000	Nationwide Mutual Insurance Company.....	..N.....	.....
0140	Nationwide.....	.....	81-1861190..	4984902	.....	.....	NW REI (NMFIC), LLC.....	OH.....	NIA.....	Nationwide Mutual Fire Insurance Company...	ownership.....	100.000	Nationwide Mutual Insurance Company.....	..N.....	.....
0140	Nationwide.....	.....	46-1100378..	4591524	.....	.....	NW-Triangle, LLC.....	OH.....	NIA.....	NW REI, LLC.....	ownership.....	100.000	Nationwide Mutual Insurance Company.....	..N.....	.....
0140	Nationwide.....	.....	46-5764783..	4809939	.....	.....	NW-Tyson's, LLC.....	OH.....	NIA.....	NW REI, LLC.....	ownership.....	100.000	Nationwide Mutual Insurance Company.....	..N.....	.....
0140	Nationwide.....	.....	31-0947092..	4590479	.....	.....	OCH Company, LLC.....	OH.....	NIA.....	Nationwide Realty Investors, Ltd.....	ownership.....	100.000	Nationwide Mutual Insurance Company.....	..N.....	.....
0140	Nationwide.....	.....	31-0947092..	4590442	.....	.....	Ohio Center Hotel Company Limited.....	OH.....	NIA.....	Nationwide Realty Investors, Ltd. ....	ownership.....	55.250	Nationwide Mutual Insurance Company.....	..N.....	1.....
0140	Nationwide.....	.....	31-0947092..	4590442	.....	.....	Ohio Center Hotel Company Limited.....	OH.....	NIA.....	OCH Company, LLC.....	ownership.....	1.000	Nationwide Mutual Insurance Company.....	..N.....	1.....
0140	Nationwide.....	.....	26-0263012..	n/a.....	.....	.....	Old Track Street Owners Association, Inc.....	OH.....	OTH.....	Other non-Nationwide.....	n/a.....	.....	Other non-Nationwide.....	..N.....	2.....
0140	Nationwide.....	13999..	27-1712056..	4286914	.....	.....	Olentangy Reinsurance, LLC.....	VT.....	IA.....	Nationwide Life and Annuity Insurance Company	ownership.....	100.000	Nationwide Mutual Insurance Company.....	..N.....	.....
0140	Nationwide.....	.....	47-1923444..	4809975	.....	.....	On Your Side Nationwide Insurance Agency, Inc.	OH.....	NIA.....	Nationwide Mutual Insurance Company.....	ownership.....	100.000	Nationwide Mutual Insurance Company.....	..N.....	.....



**SCHEDULE Y**

**PART 1A - DETAIL OF INSURANCE HOLDING COMPANY SYSTEM**

97.9

1	2	3	4	5	6	7	8	9	10	11	12	13	14	15	16
Group Code	Group Name	NAIC Company Code	ID Number	Federal RSSD	CIK	Name of Securities Exchange if Publicly Traded (U.S. or International)	Names of Parent, Subsidiaries or Affiliates	Domiciliary Location	Relationship to Reporting Entity	Directly Controlled by (Name of Entity/Person)	Type of Control (Ownership Board, Management, Attorney-in-Fact, Influence, Other)	If Control is Ownership Provide Percentage	Ultimate Controlling Entity(ies)/Person(s)	Is an SCA Filing Required? (Y/N)	*
0140	Nationwide.....		n/a.....	..4596462			OYS Fund LLC.....	DE.....	NIA.....	Nationwide Mutual Insurance Company.....	ownership.....	...100.000	Nationwide Mutual Insurance Company.....	...N.....	
0140	Nationwide.....		n/a.....	..4596480			Park 288 Industrial, LLC.....	TX.....	OTH.....	Nationwide Mutual Insurance Company.....	Investor member / no control	.....95.000	other non-Nationwide.....	...N.....	2.....
			32-0516252..	n/a.....			Parks Edge Condominium Home Owners Association	OH.....	OTH.....	Other non-Nationwide.....	n/a.....		Other non-Nationwide.....	...N.....	2.....
0140	Nationwide.....		31-1486309..	..4590358			Perimeter A, Ltd.....	OH.....	NIA.....	Nationwide Realty Investors, Ltd.....	ownership.....	...100.000	Nationwide Mutual Insurance Company.....	...N.....	
0140	Nationwide.....		20-1169305..	..4564032			Polyphony Fund LLC.....	DE.....	NIA.....	Nationwide Mutual Insurance Company.....	ownership.....	...100.000	Nationwide Mutual Insurance Company.....	...N.....	
0140	Nationwide.....		39-1907217..	..4287201			Premier Agency, Inc.....	IA.....	NIA.....	ALLIED Group, Inc.....	ownership.....	...100.000	Nationwide Mutual Insurance Company.....	...N.....	
0140	Nationwide.....		75-2938844..	..4287005			Registered Investment Advisors Services, Inc.....	TX.....	NIA.....	Nationwide Financial Services, Inc.....	ownership.....	...100.000	Nationwide Mutual Insurance Company.....	...N.....	
0140	Nationwide.....		82-0549218..	..4288244			Retention Alternatives Ltd.....	BMU.....	IA.....	Nationwide Mutual Fire Insurance Company...	ownership.....	...100.000	Nationwide Mutual Insurance Company.....	...N.....	
0140	Nationwide.....		20-2726014..	..4595278			Riverview Diversified Opportunities, LLC.....	DE.....	OTH.....	Nationwide Mutual Insurance Company.....	ownership.....		Nationwide Mutual Insurance Company.....	...N.....	2.....
0140	Nationwide.....		20-2726014..	..4595278			Riverview Diversified Opportunities, LLC.....	DE.....	OTH.....	Nationwide Mutual Fire Insurance Company...	ownership.....		Nationwide Mutual Insurance Company.....	...N.....	2.....
0140	Nationwide.....		20-2726014..	..4595278			Riverview Diversified Opportunities, LLC.....	DE.....	OTH.....	Nationwide Life Insurance Company.....	ownership.....		Nationwide Mutual Insurance Company.....	...N.....	2.....
0140	Nationwide.....		22-3655264..	..4286530			Riverview International Group, Inc.....	DE.....	NIA.....	NWD Investment Management, Inc.....	ownership.....	...100.000	Nationwide Mutual Insurance Company.....	...N.....	
0140	Nationwide.....		26-0384865..	..4595287			Riverview Multi Series Fund, LL - Class Event..	DE.....	NIA.....	Nationwide Mutual Insurance Company.....	ownership.....	...100.000	Nationwide Mutual Insurance Company.....	...N.....	
0140	Nationwide.....		20-8027258..	..4595335			Riverview Multi Series Fund, LL - Class N.....	DE.....	NIA.....	Nationwide Mutual Insurance Company.....	ownership.....	...100.000	Nationwide Mutual Insurance Company.....	...N.....	
0140	Nationwide.....	15580..	31-1117969..	..4288002			Scottsdale Indemnity Company.....	OH.....	RE.....	Nationwide Mutual Insurance Company.....	ownership.....	...100.000	Nationwide Mutual Insurance Company.....	...N.....	
0140	Nationwide.....	41297..	31-1024978..	..3091988			Scottsdale Insurance Company.....	OH.....	IA.....	Nationwide Mutual Insurance Company.....	ownership.....	...100.000	Nationwide Mutual Insurance Company.....	...N.....	
0140	Nationwide.....	10672..	86-0835870..	..4287649			Scottsdale Surplus Lines Insurance Company...	AZ.....	IA.....	Scottsdale Insurance Company.....	ownership.....	...100.000	Nationwide Mutual Insurance Company.....	...N.....	
0140	Nationwide.....		91-2158214..	n/a.....			The Hideaway Club.....	CA.....	OTH.....	Other non-Nationwide.....	n/a.....		Other non-Nationwide.....	...N.....	2.....
0140	Nationwide.....		86-1094799..	n/a.....			The Hideaway Owners Association.....	CA.....	OTH.....	Other non-Nationwide.....	n/a.....		Other non-Nationwide.....	...N.....	2.....
0140	Nationwide.....		20-3541511..	n/a.....			The Madison Club.....	CA.....	OTH.....	Other non-Nationwide.....	n/a.....		Other non-Nationwide.....	...N.....	2.....
0140	Nationwide.....		20-3541507..	n/a.....			The Madison Club Owners Association.....	CA.....	OTH.....	Other non-Nationwide.....	n/a.....		Other non-Nationwide.....	...N.....	2.....
0140	Nationwide.....		31-1610040..	..2989882			The Waterfront Partners, LLC.....	OH.....	NIA.....	Nationwide Realty Investors, Ltd.....	ownership.....	...50.000	Nationwide Mutual Insurance Company.....	...N.....	1.....
0140	Nationwide.....		52-2031677..	..4287751			THI Holdings (Delaware), Inc.....	DE.....	NIA.....	Nationwide Mutual Insurance Company.....	ownership.....	...100.000	Nationwide Mutual Insurance Company.....	...Y.....	
0140	Nationwide.....		74-2825853..	..4287863			Titan Auto Insurance of New Mexico, Inc.....	NM.....	IA.....	THI Holdings (Delaware), Inc.....	ownership.....	...100.000	Nationwide Mutual Insurance Company.....	...N.....	
0140	Nationwide.....	13242..	74-2286759..	..4287797			Titan Indemnity Company.....	TX.....	IA.....	THI Holdings (Delaware), Inc.....	ownership.....	...100.000	Nationwide Mutual Insurance Company.....	...N.....	
0140	Nationwide.....	36269..	86-0619597..	..4287845			Titan Insurance Company.....	MI.....	IA.....	Titan Indemnity Company.....	ownership.....	...100.000	Nationwide Mutual Insurance Company.....	...N.....	
0140	Nationwide.....		75-1284530..	..4287890			Titan Insurance Services, Inc.....	TX.....	NIA.....	THI Holdings (Delaware), Inc.....	ownership.....	...100.000	Nationwide Mutual Insurance Company.....	...N.....	
0140	Nationwide.....		81-1456923..	..4975937			US Regional Logistics Program, L.P.....	DE.....	NIA.....	Nationwide Mutual Insurance Company.....	ownership.....	...23.330	Nationwide Mutual Insurance Company.....	...N.....	1.....
0140	Nationwide.....		81-1456923..	..4975937			US Regional Logistics Program, L.P.....	DE.....	NIA.....	Nationwide Life Insurance Company.....	ownership.....	...13.330	Nationwide Mutual Insurance Company.....	...N.....	1.....
0140	Nationwide.....		81-1456923..	..4975937			US Regional Logistics Program, L.P.....	DE.....	NIA.....	Nationwide Life and Annuity Insurance Company	ownership.....	.....6.660	Nationwide Mutual Insurance Company.....	...N.....	1.....
0140	Nationwide.....		81-1456923..	..4975937			US Regional Logistics Program, L.P.....	DE.....	NIA.....	Nationwide Mutual Fire Insurance Company...	ownership.....	.....6.660	Nationwide Mutual Insurance Company.....	...N.....	1.....

SCHEDULE Y

PART 1A - DETAIL OF INSURANCE HOLDING COMPANY SYSTEM

1	2	3	4	5	6	7	8	9	10	11	12	13	14	15	16
Group Code	Group Name	NAIC Company Code	ID Number	Federal RSSD	CIK	Name of Securities Exchange if Publicly Traded (U.S. or International)	Names of Parent, Subsidiaries or Affiliates	Domiciliary Location	Relationship to Reporting Entity	Directly Controlled by (Name of Entity/Person)	Type of Control (Ownership Board, Management, Attorney-in-Fact, Influence, Other)	If Control is Ownership Provide Percentage	Ultimate Controlling Entity(ies)/Person(s)	Is an SCA Filing Required? (Y/N)	*
0140	Nationwide.....	.....	33-0160222..	...4653196	.....	.....	V.P.I. Services, Inc.....	CA.....	NIA.....	Veterinary Pet Insurance Company.....	ownership.....	...100.000	Nationwide Mutual Insurance Company.....	.....N.....	.....
0140	Nationwide.....	42285..	95-3750113..	...4287685	.....	.....	Veterinary Pet Insurance Company.....	OH.....	IA.....	Scottsdale Insurance Company.....	ownership.....	...100.000	Nationwide Mutual Insurance Company.....	.....N.....	.....
0140	Nationwide.....	10644..	34-1785903..	...4287911	.....	.....	Victoria Automobile Insurance Company.....	OH.....	IA.....	Victoria Fire & Casualty Insurance Company...	ownership.....	...100.000	Nationwide Mutual Insurance Company.....	.....N.....	.....
0140	Nationwide.....	42889..	34-1394913..	...4287827	.....	.....	Victoria Fire & Casualty Company.....	OH.....	IA.....	THI Holdings (Delaware), Inc.....	ownership.....	...100.000	Nationwide Mutual Insurance Company.....	.....N.....	.....
0140	Nationwide.....	10778..	34-1842604..	...4287920	.....	.....	Victoria National Insurance Company.....	OH.....	IA.....	Nationwide Mutual Insurance Company.....	ownership.....	...100.000	Nationwide Mutual Insurance Company.....	.....N.....	.....
0140	Nationwide.....	10105..	34-1777972..	...4287939	.....	.....	Victoria Select Insurance Company.....	OH.....	IA.....	Victoria Fire & Casualty Insurance Company...	ownership.....	...100.000	Nationwide Mutual Insurance Company.....	.....N.....	.....
0140	Nationwide.....	10777..	34-1842602..	...4287948	.....	.....	Victoria Specialty Insurance Company.....	OH.....	IA.....	Victoria Fire & Casualty Insurance Company...	ownership.....	...100.000	Nationwide Mutual Insurance Company.....	.....N.....	.....
0140	Nationwide.....	.....	31-1486309..	...5080696	.....	.....	Wellington Park, LLC.....	OH.....	NIA.....	Nationwide Realty Investors, Ltd.....	ownership.....	...100.000	Nationwide Mutual Insurance Company.....	.....N.....	.....
0140	Nationwide.....	37150..	86-0561941..	...4287667	.....	.....	Western Heritage Insurance Company.....	AZ.....	IA.....	Scottsdale Insurance Company.....	ownership.....	...100.000	Nationwide Mutual Insurance Company.....	.....N.....	.....
0140	Nationwide.....	.....	n/a.....	...4613323	.....	.....	Zais Zephyr A4, LLC.....	DE.....	OTH.....	Nationwide Life Insurance Company.....	limited member / no control	.....60.000	other non-Nationwide.....	.....N.....	2.....

Asteri	Explanation
1	For the purposes of this schedule, Nationwide presumed control of these entities because they are owned by at least 10% and are not wholly-owned by a Nationwide entity.
2	Other ownership indicates a non-ownership circumstance by a Nationwide entity.

SCHEDULE Y

PART 2 - SUMMARY OF INSURER'S TRANSACTIONS WITH ANY AFFILIATES

1	2	3	4	5	6	7	8	9	10	11	12	13
NAIC Company Code	ID Number	Names of Insurers and Parent, Subsidiaries or Affiliates	Shareholder Dividends	Capital Contributions	Purchases, Sales or Exchanges of Loans, Securities, Real Estate, Mortgage Loans or Other Investments	Income/ (Disbursements) Incurred in Connection with Guarantees or Undertakings for the Benefit of any Affiliate(s)	Management Agreements and Service Contracts	Income/ (Disbursements) Incurred under Reinsurance Agreements	*	Any Other Material Activity Not in the Ordinary Course of the Insurer's Business	Totals	Reinsurance Recoverable/ (Payable) on Losses and/or Reserve Credit Taken/ (Liability)
Affiliated Transactions												
10127.....	27-0114983.....	ALLIED Insurance Company of America .....	.....	.....	.....	.....	.....	.....	..*	.....	.....0	.....126,007,187
42579.....	42-1201931.....	ALLIED Property and Casualty Insurance Company .....	.....	.....	.....	.....	.....	.....	..*	.....	.....0	.....1,253,802,936
19100.....	42-6054959.....	AMCO Insurance Company .....	.....	.....	.....	.....	.....	.....	..*	.....	.....0	.....2,243,101,518
29262.....	74-1061659.....	Colonial County Mutual Insurance Company .....	.....	.....	.....	.....	.....	.....	.....	.....	.....0	.....288,202,986
18961.....	68-0066866.....	Crestbrook Insurance Company .....	.....	.....	.....	.....	.....	.....	..*	.....	.....0	.....451,582,785
42587.....	42-1207150.....	Depositors Insurance Company .....	.....	.....	.....	.....	.....	.....	..*	.....	.....0	.....887,279,812
15821.....	47-4523959.....	Eagle Captive Reinsurance, LLC .....	.....(316,000,000)	.....	.....	.....	.....	.....513,209,380	.....	.....	.....197,209,380	.....(180,228,120)
13838.....	42-0618271.....	Farmland Mutual Insurance Company .....	.....	.....	.....	.....	.....	.....	..*	.....	.....0	.....42,236,075
22209.....	75-6013587.....	Freedom Specialty Insurance Company .....	.....	.....	.....	.....	.....	.....	.....	.....	.....0	.....295,843,661
23582.....	41-0417250.....	Harleysville Insurance Company .....	.....	.....	.....	.....	.....	.....	..*	.....	.....0	.....663,821,095
42900.....	16-1075588.....	Harleysville Insurance Company of New Jersey .....	.....(28,000,000)	.....	.....	.....	.....	.....	..*	.....	.....(28,000,000)	.....258,342,710
10674.....	23-2864924.....	Harleysville Insurance Company of New York .....	.....	.....	.....	.....	.....	.....	..*	.....	.....0	.....417,227,600
14516.....	38-3198542.....	Harleysville Lake States Insurance Company .....	.....(21,000,000)	.....	.....	.....	.....	.....	..*	.....	.....(21,000,000)	.....120,733,363
35696.....	23-2384978.....	Harleysville Preferred Insurance Company .....	.....	.....	.....	.....	.....	.....	..*	.....	.....0	.....508,017,998
26182.....	04-1989660.....	Harleysville Worcester Insurance Company .....	.....	.....	.....	.....	.....	.....	..*	.....	.....0	.....810,703,894
11991.....	38-0865250.....	National Casualty Company .....	.....	.....	.....	.....	.....	.....	.....	.....	.....0	.....1,477,542,337
26093.....	48-0470690.....	Nationwide Affinity Insurance Company of America .....	.....	.....	.....	.....	.....	.....	..*	.....	.....0	.....923,556,061
28223.....	42-1015537.....	Nationwide Agribusiness Insurance Company .....	.....	.....120,000,000	.....	.....	.....	.....	..*	.....	.....120,000,000	.....1,870,314,784
.....	20-8670712.....	Nationwide Asset Management, LLC .....	.....(5,000,000)	.....	.....	.....	.....	.....	.....	.....	.....(5,000,000)	.....
10723.....	95-0639970.....	Nationwide Assurance Company .....	.....	.....	.....	.....	.....	.....	..*	.....	.....0	.....19,072,505
.....	31-1486870.....	Nationwide Financial Services, Inc. ....	.....	.....50,325,000	.....	.....	.....	.....	.....	.....	.....50,325,000	.....
23760.....	31-4425763.....	Nationwide General Insurance Company .....	.....	.....	.....	.....	.....	.....	..*	.....	.....0	.....1,043,959,232
10070.....	31-1399201.....	Nationwide Indemnity Company .....	.....	.....(50,000,000)	.....	.....	.....	.....	.....	.....	.....(50,000,000)	.....(358,555,253)
25453.....	95-2130882.....	Nationwide Insurance Company of America .....	.....	.....	.....	.....	.....	.....	..*	.....	.....0	.....845,476,602
10948.....	31-1613686.....	Nationwide Insurance Company of Florida .....	.....(18,000,000)	.....	.....	.....	.....	.....	..*	.....	.....(18,000,000)	.....35,577,353
92657.....	31-1000740.....	Nationwide Life and Annuity Insurance Company .....	.....	.....400,000,000	.....	.....	.....(285,235,292)	.....	.....	.....	.....114,764,708	.....1,712,607,456
66869.....	31-4156830.....	Nationwide Life Insurance Company .....	.....316,000,000	.....(450,325,000)	.....	.....	.....(647,858,534)	.....(513,209,380)	.....	.....	.....(1,295,392,914)	.....25,326,312
42110.....	75-1780981.....	Nationwide Lloyds .....	.....	.....	.....	.....	.....	.....	..*	.....	.....0	.....35,670,580
23779.....	82-0549218.....	Nationwide Mutual Fire Insurance Company .....	.....	.....	.....1,900,000,000	.....	.....	.....	..*	.....	.....1,900,000,000	.....(3,702,122,612)
23787.....	31-4177100.....	Nationwide Mutual Insurance Company .....	.....81,581,005	.....(72,100,000)	.....(1,900,000,000)	.....	.....933,093,826	.....	..*	.....	.....(957,425,169)	.....(15,129,243,146)
37877.....	31-0970750.....	Nationwide Property and Casualty Insurance Company .....	.....	.....	.....	.....	.....	.....	..*	.....	.....0	.....1,563,227,420
13999.....	27-1712056.....	Olentangy Reinsurance, LLC .....	.....	.....	.....	.....	.....	.....	.....	.....	.....0	.....(1,557,705,648)
.....	47-1923444.....	On Your Side Nationwide Insurance Agency, Inc. ....	.....	.....2,100,000	.....	.....	.....	.....	.....	.....	.....2,100,000	.....
15580.....	31-1117969.....	Scottsdale Indemnity Company .....	.....	.....	.....	.....	.....	.....	.....	.....	.....0	.....594,000,899
41297.....	31-1024978.....	Scottsdale Insurance Company .....	.....	.....	.....	.....	.....	.....	..*	.....	.....0	.....1,896,537,908
10672.....	86-0835870.....	Scottsdale Surplus Lines Insurance Company .....	.....	.....	.....	.....	.....	.....	.....	.....	.....0	.....25,857,600
13242.....	74-2286759.....	Titan Indemnity Company .....	.....	.....	.....	.....	.....	.....	..*	.....	.....0	.....105,819,855
42285.....	95-3750113.....	Veterinary Pet Insurance Company .....	.....	.....	.....	.....	.....	.....	..*	.....	.....0	.....51,315,789
10644.....	34-1785903.....	Victoria Automobile Insurance Company .....	.....(3,000,000)	.....	.....	.....	.....	.....	..*	.....	.....(3,000,000)	.....19,144,510
42889.....	34-1394913.....	Victoria Fire & Casualty Company .....	.....(3,581,005)	.....	.....	.....	.....	.....	..*	.....	.....(3,581,005)	.....75,759,081
10105.....	34-1777972.....	Victoria Select Insurance Company .....	.....(3,000,000)	.....	.....	.....	.....	.....	..*	.....	.....(3,000,000)	.....19,360,530

SCHEDULE Y

PART 2 - SUMMARY OF INSURER'S TRANSACTIONS WITH ANY AFFILIATES

1	2	3	4	5	6	7	8	9	10	11	12	13
NAIC Company Code	ID Number	Names of Insurers and Parent, Subsidiaries or Affiliates	Shareholder Dividends	Capital Contributions	Purchases, Sales or Exchanges of Loans, Securities, Real Estate, Mortgage Loans or Other Investments	Income/ (Disbursements) Incurred in Connection with Guarantees or Undertakings for the Benefit of any Affiliate(s)	Management Agreements and Service Contracts	Income/ (Disbursements) Incurred under Reinsurance Agreements	*	Any Other Material Activity Not in the Ordinary Course of the Insurer's Business	Totals	Reinsurance Recoverable/ (Payable) on Losses and/or Reserve Credit Taken/ (Liability)
10777.....	34-1842602.....	Victoria Specialty Insurance Company .....	.....	.....	.....	.....	.....	.....	... *	.....	.....0	.....16,025,673
37150.....	86-0561941.....	Western Heritage Insurance Company .....	.....	.....	.....	.....	.....	.....	.....	.....	.....0	.....204,798,672
9999999.	Control Totals.....	.....	.....0	.....0	.....0	.....0	.....0	.....0	XXX	.....0	.....0	.....0

SCOTTSDALE INDEMNITY COMPANY  
SUPPLEMENTAL EXHIBITS AND SCHEDULES INTERROGATORIES

The following supplemental reports are required to be filed as part of your statement filing unless specifically waived by the domiciliary state. However, in the event that your domiciliary state waives the filing requirement, your response of WAIVED to the specific interrogatory will be accepted in lieu of filing a "NONE" report and a bar code will be printed below. If the supplement is required of your company but is not being filed for whatever reason enter SEE EXPLANATION and provide an explanation following the interrogatory questions.

MARCH FILING		Responses
1.	Will an actuarial opinion be filed by March 1?	YES
2.	Will the Supplemental Compensation Exhibit be filed with the state of domicile by March 1?	YES
3.	Will the confidential Risk-Based Capital Report be filed with the NAIC by March 1?	YES
4.	Will the confidential Risk-Based Capital Report be filed with the state of domicile, if required, by March 1?	YES
APRIL FILING		
5.	Will the Insurance Expense Exhibit be filed with the state of domicile and the NAIC by April 1?	YES
6.	Will the Management's Discussion and Analysis be filed by April 1?	YES
7.	Will the Supplemental Investment Risks Interrogatories be filed by April 1?	YES
MAY FILING		
8.	Will this company be included in a combined annual statement that is filed with the NAIC by May 1?	YES
JUNE FILING		
9.	Will an audited financial report be filed by June 1?	YES
10.	Will Accountants Letter of Qualifications be filed with the state of domicile and electronically with the NAIC by June 1?	YES
AUGUST FILING		
11.	Will the regulator-only (non-public) Communication of Internal Control Related Matters Noted in Audit be filed with the state of domicile and electronically with the NAIC (as a regulator-only non-public document) by August 1?	YES

The following supplemental reports are required to be filed as part of your statement filing. However, in the event that your company does not transact the type of business for which the special report must be filed, your response of NO to the specific interrogatory will be accepted in lieu of filing a "NONE" report and a bar code will be printed below. If the supplement is required of your company but is not being filed for whatever reason, enter SEE EXPLANATION and provide an explanation following the interrogatory questions.

MARCH FILING		
12.	Will Schedule SIS (Stockholder Information Supplement) be filed with the state of domicile by March 1?	NO
13.	Will the Financial Guaranty Insurance Exhibit be filed by March 1?	NO
14.	Will the Medicare Supplement Insurance Experience Exhibit be filed with the state of domicile and the NAIC by March 1?	NO
15.	Will Supplement A to Schedule T (Medical Professional Liability Supplement) be filed by March 1?	YES
16.	Will the Trusteed Surplus Statement be filed with the state of domicile and the NAIC by March 1?	NO
17.	Will the Premiums Attributed to Protected Cells Exhibit be filed by March 1?	NO
18.	Will the Reinsurance Summary Supplemental Filing for General Interrogatory 9 be filed with the state of domicile and the NAIC by March 1?	NO
19.	Will the Medicare Part D Coverage Supplement be filed with the state of domicile and the NAIC by March 1?	NO
20.	Will the confidential Actuarial Opinion Summary be filed with the state of domicile, if required, by March 15 (or the date otherwise specified)?	YES
21.	Will the Reinsurance Attestation Supplement be filed with the state of domicile and the NAIC by March 1?	YES
22.	Will the Exceptions to the Reinsurance Attestation Supplement be filed with the state of domicile by March 1?	YES
23.	Will the Bail Bond Supplement be filed with the state of domicile and the NAIC by March 1?	NO
24.	Will the Director and Officer Insurance Coverage Supplement be filed with the state of domicile and the NAIC by March 1?	YES
25.	Will an approval from the reporting entity's state of domicile for relief related to the five-year rotation requirement for lead audit partner be filed electronically with the NAIC by March 1?	NO
26.	Will an approval from the reporting entity's state of domicile for relief related to the one-year cooling off period for independent CPA be filed electronically with the NAIC by March 1?	NO
27.	Will an approval from the reporting entity's state of domicile for relief related to the Requirements for Audit Committees be filed electronically with the NAIC by March 1?	NO
28.	Will the Supplemental Schedule for Reinsurance Counterparty Reporting Exception - Asbestos and Pollution Contracts be filed with the state of domicile and the NAIC by March 1?	NO
APRIL FILING		
29.	Will the Credit Insurance Experience Exhibit be filed with state of domicile and the NAIC by April 1?	YES
30.	Will the Long-Term Care Experience Reporting Forms be filed with the state of domicile and the NAIC by April 1?	NO
31.	Will the Accident and Health Policy Experience Exhibit be filed by April 1?	NO
32.	Will the Supplemental Health Care Exhibit (Parts 1, 2 and 3) be filed with the state of domicile and the NAIC by April 1?	NO
33.	Will the regulator-only (non-public) Supplemental Health Care Exhibit's Expense Allocation Report be filed with the state of domicile and the NAIC by April 1?	NO
34.	Will the Cybersecurity and Identity Theft Insurance Coverage Supplement be filed with the state of domicile and the NAIC by April 1?	NO
AUGUST FILING		
35.	Will Management's Report of Internal Control Over Financial Reporting be filed with the state of domicile by August 1?	YES





SCOTTSDALE INDEMNITY COMPANY  
SUPPLEMENTAL EXHIBITS AND SCHEDULES INTERROGATORIES

The following supplemental reports are required to be filed as part of your statement filing unless specifically waived by the domiciliary state. However, in the event that your domiciliary state waives the filing requirement, your response of WAIVED to the specific interrogatory will be accepted in lieu of filing a "NONE" report and a bar code will be printed below. If the supplement is required of your company but is not being filed for whatever reason enter SEE EXPLANATION and provide an explanation following the interrogatory questions.

EXPLANATION:

BAR CODE:

1.
2.
3.
4.
5.
6.
7.
8.
9.
10.
11.
12.   The data for this supplement is not required to be filed.
13.   The data for this supplement is not required to be filed.
14.   The data for this supplement is not required to be filed.
15.
16.   The data for this supplement is not required to be filed.
17.   The data for this supplement is not required to be filed.
18.   The data for this supplement is not required to be filed.
19.   The data for this supplement is not required to be filed.
20.
21.
22.
23.   The data for this supplement is not required to be filed.
24.
25.   The data for this supplement is not required to be filed.
26.   The data for this supplement is not required to be filed.
27.   The data for this supplement is not required to be filed.
28.   The data for this supplement is not required to be filed.
29.
30.   The data for this supplement is not required to be filed.
31.   The data for this supplement is not required to be filed.
32.   The data for this supplement is not required to be filed.
33.   The data for this supplement is not required to be filed.
34.   The data for this supplement is not required to be filed.
35.



**SCOTTSDALE INDEMNITY COMPANY**  
**Overflow Page for Write-Ins**

**NONE**

**Overflow Page for Write-Ins**

**NONE**





**SUPPLEMENT "A" TO SCHEDULE T**

Designate the type of health care  
providers reported on this page.

**EXHIBIT OF MEDICAL PROFESSIONAL LIABILITY PREMIUMS WRITTEN**

**Physicians - Including Surgeons and Osteopaths** **ALLOCATED BY STATES AND TERRITORIES**

States, Etc.	1  Direct Premiums Written	2  Direct Premiums Earned	Direct Losses Paid		5  Direct Losses Incurred	Direct Losses Unpaid		8  Direct Losses Incurred But Not Reported
			3  Amount	4  Number of Claims		6  Amount Reported	7  Number of Claims	
1. Alabama.....AL								
2. Alaska.....AK								
3. Arizona.....AZ								
4. Arkansas.....AR								
5. California.....CA					(2,271)			.220
6. Colorado.....CO								
7. Connecticut.....CT								
8. Delaware.....DE								
9. District of Columbia.....DC								
10. Florida.....FL								
11. Georgia.....GA								
12. Hawaii.....HI								
13. Idaho.....ID								
14. Illinois.....IL								
15. Indiana.....IN								
16. Iowa.....IA								
17. Kansas.....KS								
18. Kentucky.....KY								
19. Louisiana.....LA								
20. Maine.....ME								
21. Maryland.....MD								
22. Massachusetts.....MA								
23. Michigan.....MI								
24. Minnesota.....MN								
25. Mississippi.....MS								
26. Missouri.....MO					(229)			.85
27. Montana.....MT								
28. Nebraska.....NE								
29. Nevada.....NV								
30. New Hampshire.....NH								
31. New Jersey.....NJ								
32. New Mexico.....NM								
33. New York.....NY								
34. North Carolina.....NC								
35. North Dakota.....ND								
36. Ohio.....OH					(864)			.317
37. Oklahoma.....OK								
38. Oregon.....OR								
39. Pennsylvania.....PA								
40. Rhode Island.....RI								
41. South Carolina.....SC								
42. South Dakota.....SD								
43. Tennessee.....TN								
44. Texas.....TX								
45. Utah.....UT								
46. Vermont.....VT								
47. Virginia.....VA								
48. Washington.....WA					(45)			
49. West Virginia.....WV								
50. Wisconsin.....WI								
51. Wyoming.....WY								
52. American Samoa.....AS								
53. Guam.....GU								
54. Puerto Rico.....PR								
55. US Virgin Islands.....VI								
56. Northern Mariana Islands.....MP								
57. Canada.....CAN								
58. Aggregate Other Alien.....OT	0	0	0	0	0	0	0	0
59. Totals.....	0	0	0	0	(3,409)	0	0	.622

**DETAILS OF WRITE-INS**

58001. ....								
58002. ....								
58003. ....								
58998. Summary of remaining write-ins for Line 58 from overflow page.....	0	0	0	0	0	0	0	0
58999. Totals (Lines 58001 thru 58003 + 58998) (Line 58 above).....	0	0	0	0	0	0	0	0



**SUPPLEMENT "A" TO SCHEDULE T**

Designate the type of health care  
providers reported on this page.

**EXHIBIT OF MEDICAL PROFESSIONAL LIABILITY PREMIUMS WRITTEN  
ALLOCATED BY STATES AND TERRITORIES**

Hospitals		ALLOCATED BY STATES AND TERRITORIES							
		1	2	Direct Losses Paid		5	Direct Losses Unpaid		8
				3	4		6	7	
States, Etc.		Direct Premiums Written	Direct Premiums Earned	Amount	Number of Claims	Direct Losses Incurred	Amount Reported	Number of Claims	Direct Losses Incurred But Not Reported
1.	Alabama.....AL								
2.	Alaska.....AK								
3.	Arizona.....AZ								
4.	Arkansas.....AR								
5.	California.....CA								
6.	Colorado.....CO								
7.	Connecticut.....CT								
8.	Delaware.....DE								
9.	District of Columbia.....DC								
10.	Florida.....FL								
11.	Georgia.....GA								
12.	Hawaii.....HI								
13.	Idaho.....ID								
14.	Illinois.....IL								
15.	Indiana.....IN								
16.	Iowa.....IA								
17.	Kansas.....KS								
18.	Kentucky.....KY								
19.	Louisiana.....LA								
20.	Maine.....ME								
21.	Maryland.....MD								
22.	Massachusetts.....MA								
23.	Michigan.....MI								
24.	Minnesota.....MN								
25.	Mississippi.....MS								
26.	Missouri.....MO								
27.	Montana.....MT								
28.	Nebraska.....NE								
29.	Nevada.....NV								
30.	New Hampshire.....NH								
31.	New Jersey.....NJ								
32.	New Mexico.....NM								
33.	New York.....NY								
34.	North Carolina.....NC								
35.	North Dakota.....ND								
36.	Ohio.....OH								
37.	Oklahoma.....OK								
38.	Oregon.....OR								
39.	Pennsylvania.....PA								
40.	Rhode Island.....RI								
41.	South Carolina.....SC								
42.	South Dakota.....SD								
43.	Tennessee.....TN								
44.	Texas.....TX								
45.	Utah.....UT								
46.	Vermont.....VT								
47.	Virginia.....VA								
48.	Washington.....WA								
49.	West Virginia.....WV								
50.	Wisconsin.....WI								
51.	Wyoming.....WY								
52.	American Samoa.....AS								
53.	Guam.....GU								
54.	Puerto Rico.....PR								
55.	US Virgin Islands.....VI								
56.	Northern Mariana Islands.....MP								
57.	Canada.....CAN								
58.	Aggregate Other Alien.....OT	0	0	0	0	0	0	0	0
59.	Totals.....	0	0	0	0	0	0	0	0

**DETAILS OF WRITE-INS**

58001.								
58002.								
58003.								
58998.	Summary of remaining write-ins for Line 58 from overflow page.....	0	0	0	0	0	0	0
58999.	Totals (Lines 58001 thru 58003 + 58998) (Line 58 above).....	0	0	0	0	0	0	0



**SUPPLEMENT "A" TO SCHEDULE T**

Designate the type of health care  
providers reported on this page.

**EXHIBIT OF MEDICAL PROFESSIONAL LIABILITY PREMIUMS WRITTEN**

**Other Health Care Professionals, Including Dentists** **ALLOCATED BY STATES AND TERRITORIES**

		1	2	Direct Losses Paid		5	Direct Losses Unpaid		8
				3	4		6	7	
States, Etc.		Direct Premiums Written	Direct Premiums Earned	Amount	Number of Claims	Direct Losses Incurred	Amount Reported	Number of Claims	Direct Losses Incurred But Not Reported
1.	Alabama.....AL								
2.	Alaska.....AK								
3.	Arizona.....AZ								
4.	Arkansas.....AR								
5.	California.....CA								
6.	Colorado.....CO								
7.	Connecticut.....CT								
8.	Delaware.....DE								
9.	District of Columbia.....DC								
10.	Florida.....FL								
11.	Georgia.....GA								
12.	Hawaii.....HI								
13.	Idaho.....ID								
14.	Illinois.....IL								
15.	Indiana.....IN								
16.	Iowa.....IA								
17.	Kansas.....KS								
18.	Kentucky.....KY								
19.	Louisiana.....LA								
20.	Maine.....ME								
21.	Maryland.....MD								
22.	Massachusetts.....MA								
23.	Michigan.....MI								
24.	Minnesota.....MN								
25.	Mississippi.....MS								
26.	Missouri.....MO								
27.	Montana.....MT								
28.	Nebraska.....NE								
29.	Nevada.....NV								
30.	New Hampshire.....NH								
31.	New Jersey.....NJ								
32.	New Mexico.....NM								
33.	New York.....NY								
34.	North Carolina.....NC								
35.	North Dakota.....ND								
36.	Ohio.....OH								
37.	Oklahoma.....OK								
38.	Oregon.....OR								
39.	Pennsylvania.....PA								
40.	Rhode Island.....RI								
41.	South Carolina.....SC								
42.	South Dakota.....SD								
43.	Tennessee.....TN								
44.	Texas.....TX								
45.	Utah.....UT								
46.	Vermont.....VT								
47.	Virginia.....VA								
48.	Washington.....WA								
49.	West Virginia.....WV								
50.	Wisconsin.....WI								
51.	Wyoming.....WY								
52.	American Samoa.....AS								
53.	Guam.....GU								
54.	Puerto Rico.....PR								
55.	US Virgin Islands.....VI								
56.	Northern Mariana Islands.....MP								
57.	Canada.....CAN								
58.	Aggregate Other Alien.....OT	0	0	0	0	0	0	0	0
59.	Totals.....	0	0	0	0	0	0	0	0

**DETAILS OF WRITE-INS**

58001.								
58002.								
58003.								
58998.	Summary of remaining write-ins for Line 58 from overflow page.....	0	0	0	0	0	0	0
58999.	Totals (Lines 58001 thru 58003 + 58998) (Line 58 above).....	0	0	0	0	0	0	0



Designate the type of health care  
providers reported on this page.

**SUPPLEMENT "A" TO SCHEDULE T**  
**EXHIBIT OF MEDICAL PROFESSIONAL LIABILITY PREMIUMS WRITTEN**  
**ALLOCATED BY STATES AND TERRITORIES**

**Other Health Care Facilities**

		1	2	Direct Losses Paid		5	Direct Losses Unpaid		8
				3	4		6	7	
States, Etc.		Direct Premiums Written	Direct Premiums Earned	Amount	Number of Claims	Direct Losses Incurred	Amount Reported	Number of Claims	Direct Losses Incurred But Not Reported
1.	Alabama.....AL								
2.	Alaska.....AK								
3.	Arizona.....AZ								
4.	Arkansas.....AR								
5.	California.....CA								
6.	Colorado.....CO								
7.	Connecticut.....CT								
8.	Delaware.....DE								
9.	District of Columbia.....DC								
10.	Florida.....FL								
11.	Georgia.....GA								
12.	Hawaii.....HI								
13.	Idaho.....ID								
14.	Illinois.....IL								
15.	Indiana.....IN								
16.	Iowa.....IA								
17.	Kansas.....KS								
18.	Kentucky.....KY								
19.	Louisiana.....LA								
20.	Maine.....ME								
21.	Maryland.....MD								
22.	Massachusetts.....MA								
23.	Michigan.....MI								
24.	Minnesota.....MN								
25.	Mississippi.....MS								
26.	Missouri.....MO								
27.	Montana.....MT								
28.	Nebraska.....NE								
29.	Nevada.....NV								
30.	New Hampshire.....NH								
31.	New Jersey.....NJ								
32.	New Mexico.....NM								
33.	New York.....NY								
34.	North Carolina.....NC								
35.	North Dakota.....ND								
36.	Ohio.....OH								
37.	Oklahoma.....OK								
38.	Oregon.....OR								
39.	Pennsylvania.....PA								
40.	Rhode Island.....RI								
41.	South Carolina.....SC								
42.	South Dakota.....SD								
43.	Tennessee.....TN								
44.	Texas.....TX								
45.	Utah.....UT								
46.	Vermont.....VT								
47.	Virginia.....VA								
48.	Washington.....WA								
49.	West Virginia.....WV								
50.	Wisconsin.....WI								
51.	Wyoming.....WY								
52.	American Samoa.....AS								
53.	Guam.....GU								
54.	Puerto Rico.....PR								
55.	US Virgin Islands.....VI								
56.	Northern Mariana Islands.....MP								
57.	Canada.....CAN								
58.	Aggregate Other Alien.....OT	0	0	0	0	0	0	0	0
59.	Totals.....	0	0	0	0	0	0	0	0

**DETAILS OF WRITE-INS**

58001.								
58002.								
58003.								
58998.	Summary of remaining write-ins for Line 58 from overflow page.....	0	0	0	0	0	0	0
58999.	Totals (Lines 58001 thru 58003 + 58998) (Line 58 above).....	0	0	0	0	0	0	0



**DIRECTOR AND OFFICER INSURANCE COVERAGE SUPPLEMENT**

For the Year Ended December 31, 2017  
(To be Filed by March 1)

NAIC Group Code.....0140  
Company Name: SCOTTSDALE INDEMNITY COMPANY

NAIC Company Code.....15580

If the reporting entity writes any director and officer (D&O) business, please provide the following:

1. Monoline Policies

Direct Premiums		Direct Losses		Direct Defense and Cost Containment		Percentage of In Force Policies	
1 Written	2 Earned	3 Paid	4 Incurred	5 Paid	6 Incurred	7 Claims Made	8 Occurrence
.....12,510,772	.....12,023,308	.....16,249,530	.....2,750,128	.....2,202,837	.....11,475,554	.....1.0	.....

2. Commercial Multiple Peril (CMP) Packaged Policies

- 2.1 Does the reporting entity provide D&O liability coverage as part of a CMP packaged policy? ..... Yes [ ] No [X]
- 2.2 Can the direct premium earned for D&O liability coverage provided as part of a CMP packaged policy be quantified or estimated?..... Yes [ ] No [X]
- 2.3 If the answer to question 2.2 is yes, provide the quantified or estimated direct premium earned amount for the D&O liability coverage in CMP packaged policies:

2.31 Amount quantified: .....

2.32 Amount estimated using reasonable assumptions: .....
- 2.4 If the answer to question 2.1 is yes, please provide the following:

Direct Losses		Direct Defense and Cost Containment		Percentage of In Force Policies	
1	2 Paid + Change in Case Reserves	3	4 Paid + Change in Case Reserves	5 Claims Made	6 Occurrence
.....0	.....0	.....0	.....0	.....0.0	.....0.0

2017 ALPHABETICAL INDEX -- PROPERTY & CASUALTY ANNUAL STATEMENT BLANK

Assets	2	Schedule P-Part 2G-Special Liability (Ocean Marine, Aircraft (All Perils), Boiler & Machinery)	58
Cash Flow	5	Schedule P-Part 2H-Section 1-Other Liability-Occurrence	58
Exhibit of Capital Gains (Losses)	12	Schedule P-Part 2H-Section 2-Other Liability-Claims-Made	58
Exhibit of Net Investment Income	12	Schedule P-Part 2I-Spec. Prop. (Fire, Allied Lines, Inland Marine, Earthquake, Burglary, Theft)	59
Exhibit of Nonadmitted Assets	13	Schedule P-Part 2J-Auto Physical Damage	59
Exhibit of Premiums and Losses (State Page)	19	Schedule P-Part 2K-Fidelity, Surety	59
Five-Year Historical Data	17	Schedule P-Part 2L-Other (Including Credit, Accident and Health)	59
General Interrogatories	15	Schedule P-Part 2M-International	59
Jurat Page	1	Schedule P-Part 2N-Reinsurance - Nonproportional Assumed Property	60
Liabilities, Surplus and Other Funds	3	Schedule P-Part 2O-Reinsurance - Nonproportional Assumed Liability	60
Notes To Financial Statements	14	Schedule P-Part 2P-Reinsurance - Nonproportional Assumed Financial Lines	60
Overflow Page For Write-ins	100	Schedule P-Part 2R-Section 1-Products Liability-Occurrence	61
Schedule A-Part 1	E01	Schedule P-Part 2R-Section 2-Products Liability-Claims-Made	61
Schedule A-Part 2	E02	Schedule P-Part 2S-Financial Guaranty/Mortgage Guaranty	61
Schedule A-Part 3	E03	Schedule P-Part 2T-Warranty	61
Schedule A-Verification Between Years	SI02	Schedule P-Part 3A-Homeowners/Farmowners	62
Schedule B-Part 1	E04	Schedule P-Part 3B-Private Passenger Auto Liability/Medical	62
Schedule B-Part 2	E05	Schedule P-Part 3C-Commercial Auto/Truck Liability/Medical	62
Schedule B-Part 3	E06	Schedule P-Part 3D-Workers' Compensation (Excluding Excess Workers Compensation)	62
Schedule B-Verification Between Years	SI02	Schedule P-Part 3E-Commercial Multiple Peril	62
Schedule BA-Part 1	E07	Schedule P-Part 3F-Section 1 -Medical Professional Liability-Occurrence	63
Schedule BA-Part 2	E08	Schedule P-Part 3F-Section 2-Medical Professional Liability-Claims-Made	63
Schedule BA-Part 3	E09	Schedule P-Part 3G-Special Liability (Ocean Marine, Aircraft (All Perils), Boiler & Machinery)	63
Schedule BA-Verification Between Years	SI03	Schedule P-Part 3H-Section 1-Other Liability-Occurrence	63
Schedule D-Part 1	E10	Schedule P-Part 3H-Section 2-Other Liability-Claims-Made	63
Schedule D-Part 1A-Section 1	SI05	Schedule P-Part 3I-Spec. Prop. (Fire, Allied Lines, Inland Marine, Earthquake, Burglary, Theft)	64
Schedule D-Part 1A-Section 2	SI08	Schedule P-Part 3J-Auto Physical Damage	64
Schedule D-Part 2-Section 1	E11	Schedule P-Part 3K-Fidelity/Surety	64
Schedule D-Part 2-Section 2	E12	Schedule P-Part 3L-Other (Including Credit, Accident and Health)	64
Schedule D-Part 3	E13	Schedule P-Part 3M-International	64
Schedule D-Part 4	E14	Schedule P-Part 3N-Reinsurance - Nonproportional Assumed Property	65
Schedule D-Part 5	E15	Schedule P-Part 3O-Reinsurance - Nonproportional Assumed Liability	65
Schedule D-Part 6-Section 1	E16	Schedule P-Part 3P-Reinsurance - Nonproportional Assumed Financial Lines	65
Schedule D-Part 6-Section 2	E16	Schedule P-Part 3R-Section 1-Products Liability-Occurrence	66
Schedule D-Summary By Country	SI04	Schedule P-Part 3R-Section 2-Products Liability-Claims-Made	66
Schedule D-Verification Between Years	SI03	Schedule P-Part 3S-Financial Guaranty/Mortgage Guaranty	66
Schedule DA-Part 1	E17	Schedule P-Part 3T-Warranty	66
Schedule DA-Verification Between Years	SI10	Schedule P-Part 4A-Homeowners/Farmowners	67
Schedule DB-Part A-Section 1	E18	Schedule P-Part 4B-Private Passenger Auto Liability/Medical	67
Schedule DB-Part A-Section 2	E19	Schedule P-Part 4C-Commercial Auto/Truck Liability/Medical	67
Schedule DB-Part A-Verification Between Years	SI11	Schedule P-Part 4D-Workers' Compensation (Excluding Excess Workers Compensation)	67
Schedule DB-Part B-Section 1	E20	Schedule P-Part 4E-Commercial Multiple Peril	67
Schedule DB-Part B-Section 2	E21	Schedule P-Part 4F-Section 1-Medical Professional Liability-Occurrence	68
Schedule DB-Part B-Verification Between Years	SI11	Schedule P-Part 4F-Section 2-Medical Professional Liability-Claims-Made	68
Schedule DB-Part C-Section 1	SI12	Schedule P-Part 4G-Special Liability (Ocean Marine, Aircraft (All Perils), Boiler & Machinery)	68
Schedule DB-Part C-Section 2	SI13	Schedule P-Part 4H-Section 1-Other Liability-Occurrence	68
Schedule DB-Part D-Section 1	E22	Schedule P-Part 4H-Section 2-Other Liability-Claims-Made	68
Schedule DB-Part D-Section 2	E23	Schedule P-Part 4I-Spec. Prop. (Fire, Allied Lines, Inland Marine, Earthquake, Burglary & Theft)	69
Schedule DB-Verification	SI14	Schedule P-Part 4J-Auto Physical Damage	69
Schedule DL-Part 1	E24	Schedule P-Part 4K-Fidelity/Surety	69
Schedule DL-Part 2	E25	Schedule P-Part 4L-Other (Including Credit, Accident and Health)	69
Schedule E-Part 1-Cash	E26	Schedule P-Part 4M-International	69
Schedule E-Part 2-Cash Equivalents	E27	Schedule P-Part 4N-Reinsurance - Nonproportional Assumed Property	70
Schedule E-Part 3-Special Deposits	E28	Schedule P-Part 4O-Reinsurance - Nonproportional Assumed Liability	70
Schedule E-Verification Between Years	SI15	Schedule P-Part 4P-Reinsurance - Nonproportional Assumed Financial Lines	70
Schedule F-Part 1	20	Schedule P-Part 4R-Section 1-Products Liability-Occurrence	71
Schedule F-Part 2	21	Schedule P-Part 4R-Section 2-Products Liability-Claims-Made	71
Schedule F-Part 3	22	Schedule P-Part 4S-Financial Guaranty/Mortgage Guaranty	71
Schedule F-Part 4	23	Schedule P-Part 4T-Warranty	71
Schedule F-Part 5	24	Schedule P-Part 5A-Homeowners/Farmowners	72
Schedule F-Part 6-Section 1	25	Schedule P-Part 5B-Private Passenger Auto Liability/Medical	73
Schedule F-Part 6-Section 2	26	Schedule P-Part 5C-Commercial Auto/Truck Liability/Medical	74
Schedule F-Part 7	27	Schedule P-Part 5D-Workers' Compensation (Excluding Excess Workers Compensation)	75
Schedule F-Part 8	28	Schedule P-Part 5E-Commercial Multiple Peril	76
Schedule F-Part 9	29	Schedule P-Part 5F-Medical Professional Liability-Claims-Made	78
Schedule H-Accident and Health Exhibit-Part 1	30	Schedule P-Part 5F-Medical Professional Liability-Occurrence	77
Schedule H-Part 2, Part 3 and Part 4	31	Schedule P-Part 5H-Other Liability-Claims-Made	80
Schedule H-Part 5-Health Claims	32	Schedule P-Part 5H-Other Liability-Occurrence	79
Schedule P-Part 1-Summary	33	Schedule P-Part 5R-Products Liability-Claims-Made	82
Schedule P-Part 1A-Homeowners/Farmowners	35	Schedule P-Part 5R-Products Liability-Occurrence	81
Schedule P-Part 1B-Private Passenger Auto Liability/Medical	36	Schedule P-Part 5T-Warranty	83
Schedule P-Part 1C-Commercial Auto/Truck Liability/Medical	37	Schedule P-Part 6C-Commercial Auto/Truck Liability/Medical	84
Schedule P-Part 1D-Workers' Compensation (Excluding Excess Workers Compensation)	38	Schedule P-Part 6D-Workers' Compensation (Excluding Excess Workers Compensation)	84
Schedule P-Part 1E-Commercial Multiple Peril	39	Schedule P-Part 6E-Commercial Multiple Peril	85
Schedule P-Part 1F-Section 1-Medical Professional Liability-Occurrence	40	Schedule P-Part 6H-Other Liability-Claims-Made	86
Schedule P-Part 1F-Section 2-Medical Professional Liability-Claims-Made	41	Schedule P-Part 6H-Other Liability-Occurrence	85
Schedule P-Part 1G-Special Liability (Ocean, Marine, Aircraft (All Perils), Boiler & Machinery)	42	Schedule P-Part 6M-International	86
Schedule P-Part 1H-Section 1-Other Liability-Occurrence	43	Schedule P-Part 6N-Reinsurance - Nonproportional Assumed Property	87
Schedule P-Part 1H-Section 2-Other Liability-Claims-Made	44	Schedule P-Part 6O-Reinsurance - Nonproportional Assumed Liability	87
Schedule P-Part 1I-Spec. Prop. (Fire, Allied Lines, Inland Marine, Earthquake, Burglary & Theft)	45	Schedule P-Part 6R-Products Liability-Claims-Made	88
Schedule P-Part 1J-Auto Physical Damage	46	Schedule P-Part 6R-Products Liability-Occurrence	88
Schedule P-Part 1K-Fidelity/Surety	47	Schedule P-Part 7A-Primary Loss Sensitive Contracts	89
Schedule P-Part 1L-Other (Including Credit, Accident and Health)	48	Schedule P-Part 7B-Reinsurance Loss Sensitive Contracts	91
Schedule P-Part 1M-International	49	Schedule P Interrogatories	93
Schedule P-Part 1N-Reinsurance - Nonproportional Assumed Property	50	Schedule T-Exhibit of Premiums Written	94
Schedule P-Part 1O-Reinsurance - Nonproportional Assumed Liability	51	Schedule T-Part 2-Interstate Compact	95
Schedule P-Part 1P-Reinsurance - Nonproportional Assumed Financial Lines	52	Schedule Y-Information Concerning Activities of Insurer Members of a Holding Company Group	96
Schedule P-Part 1R-Section 1-Products Liability-Occurrence	53	Schedule Y-Detail of Insurance Holding Company System	97
Schedule P-Part 1R-Section 2-Products Liability-Claims-Made	54	Schedule Y-Part 2-Summary of Insurer's Transactions With Any Affiliates	98
Schedule P-Part 1S-Financial Guaranty/Mortgage Guaranty	55	Statement of Income	4
Schedule P-Part 1T-Warranty	56	Summary Investment Schedule	SI01
Schedule P-Part 2, Part 3 and Part 4 - Summary	34	Supplemental Exhibits and Schedules Interrogatories	99
Schedule P-Part 2A-Homeowners/Farmowners	57	Underwriting and Investment Exhibit Part 1	6
Schedule P-Part 2B-Private Passenger Auto Liability/Medical	57	Underwriting and Investment Exhibit Part 1A	7
Schedule P-Part 2C-Commercial Auto/Truck Liability/Medical	57	Underwriting and Investment Exhibit Part 1B	8
Schedule P-Part 2D-Workers' Compensation (Excluding Excess Workers Compensation)	57	Underwriting and Investment Exhibit Part 2	9
Schedule P-Part 2E-Commercial Multiple Peril	57	Underwriting and Investment Exhibit Part 2A	10
Schedule P-Part 2F-Section 1-Medical Professional Liability-Occurrence	58	Underwriting and Investment Exhibit Part 3	11
Schedule P-Part 2F-Section 2-Medical Professional Liability-Claims-Made	58		