



HEALTH ANNUAL STATEMENT
AS OF DECEMBER 31, 2017
OF THE CONDITION AND AFFAIRS OF THE
Aetna Better Health Inc. (an Ohio corporation)

NAIC Group Code 0001 0001 NAIC Company Code 14229 Employer's ID Number 45-2764938
(Current) (Prior)

Organized under the Laws of Ohio, State of Domicile or Port of Entry OH

Country of Domicile United States of America

Licensed as business type: Health Maintenance Organization

Is HMO Federally Qualified? Yes [] No [X]

Incorporated/Organized 07/15/2011 Commenced Business 03/16/2012

Statutory Home Office 7400 W. Campus Road New Albany, OH, US 43054
(Street and Number) (City or Town, State, Country and Zip Code)

Main Administrative Office 7400 W. Campus Road
(Street and Number)
New Albany, OH, US 46054 800-872-3862
(City or Town, State, Country and Zip Code) (Area Code) (Telephone Number)

Mail Address 1425 Union Meeting Road, U23S Blue Bell, PA, US 19422
(Street and Number or P.O. Box) (City or Town, State, Country and Zip Code)

Primary Location of Books and Records 1425 Union Meeting Road
(Street and Number)
Blue Bell, PA, US 19422 800-872-3862
(City or Town, State, Country and Zip Code) (Area Code) (Telephone Number)

Internet Website Address www.aetna.com

Statutory Statement Contact Steven Matthew Conte 215-775-6508
(Name) (Area Code) (Telephone Number)
Aetna.HMOReporting@aetna.com 860-262-7767
(E-mail Address) (FAX Number)

OFFICERS

Chief Executive Officer and President Laurie Ann Brubaker Principal Financial Officer and Controller Steven Matthew Conte
Vice President and Secretary Robert Mark Kessler

OTHER

Debra Jean Bacon, Chief Financial Officer # Kevin James Casey, Senior Investment Officer John Patrick Maroney, Vice President & Treasurer #

DIRECTORS OR TRUSTEES

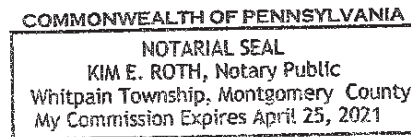
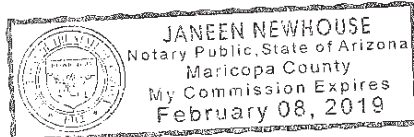

Debra Jean Bacon Laurie Ann Brubaker Janet Ruth Grant

The officers of this reporting entity being duly sworn, each depose and say that they are the described officers of said reporting entity, and that on the reporting period stated above, all of the herein described assets were the absolute property of the said reporting entity, free and clear from any liens or claims thereon, except as herein stated, and that this statement, together with related exhibits, schedules and explanations therein contained, annexed or referred to, is a full and true statement of all the assets and liabilities and of the condition and affairs of the said reporting entity as of the reporting period stated above, and of its income and deductions therefrom for the period ended, and have been completed in accordance with the NAIC Annual Statement Instructions and Accounting Practices and Procedures manual except to the extent that: (1) state law may differ; or, (2) that state rules or regulations require differences in reporting not related to accounting practices and procedures, according to the best of their information, knowledge and belief, respectively. Furthermore, the scope of this attestation by the described officers also includes the related corresponding electronic filing with the NAIC, when required, that is an exact copy (except for formatting differences due to electronic filing) of the enclosed statement. The electronic filing may be requested by various regulators in lieu of or in addition to the enclosed statement.

Laurie Ann Brubaker Robert Mark Kessler Steven Matthew Conte
Chief Executive Officer and President Vice President and Secretary Principal Financial Officer and Controller

State of..... Arizona State of..... Arizona State of..... Pennsylvania
County of..... Maricopa County of..... Maricopa County of..... Montgomery

Subscribed and sworn to before me this 2 day of February, 2018 Subscribed and sworn to before me this 2 day of February, 2018 Subscribed and sworn to before me this 26th day of February, 2018
Meethouse Meethouse K
NOTARY PUBLIC (Seal) NOTARY PUBLIC (Seal) NOTARY PUBLIC (Seal)



- a. Is this an original filing? Yes [X] No []
b. If no,
1. State the amendment number
2. Date filed
3. Number of pages attached.....

ANNUAL STATEMENT FOR THE YEAR 2017 OF THE Aetna Better Health Inc. (an Ohio corporation)

EXHIBIT 2 - ACCIDENT AND HEALTH PREMIUMS DUE AND UNPAID

[illegible]

EXHIBIT 3 - HEALTH CARE RECEIVABLES

1 Name of Debtor	2 1 - 30 Days	3 31 - 60 Days	4 61 - 90 Days	5 Over 90 Days	6 Nonadmitted	7 Admitted
CVS	1,548,485	0	0	37,392	37,392	1,548,485
0199998. Aggregate Pharmaceutical Rebate Receivables Not Individually Listed	0	0	0	0	0	0
0199999. Total Pharmaceutical Rebate Receivables	1,548,485	0	0	37,392	37,392	1,548,485
Various Providers	2,096,586	272,014	350,148	6,416,573	9,135,321	0
0299998. Aggregate Claim Overpayment Receivables Not Individually Listed	0	0	0	0	0	0
0299999. Total Claim Overpayment Receivables	2,096,586	272,014	350,148	6,416,573	9,135,321	0
0399998. Aggregate Loans and Advances to Providers Not Individually Listed	0	0	0	0	0	0
0399999. Total Loans and Advances to Providers	0	0	0	0	0	0
0499998. Aggregate Capitation Arrangement Receivables Not Individually Listed	0	0	0	0	0	0
0499999. Total Capitation Arrangement Receivables	0	0	0	0	0	0
0599998. Aggregate Risk Sharing Receivables Not Individually Listed	0	0	0	0	0	0
0599999. Total Risk Sharing Receivables	0	0	0	0	0	0
Health Management Systems	0	0	0	0	0	0
0699998. Aggregate Other Receivables Not Individually Listed	0	0	0	0	0	0
0699999. Total Other Receivables	0	0	0	0	0	0
.....						
.....						
.....						
.....						
.....						
0799999 Gross health care receivables	3,645,071	272,014	350,148	6,453,965	9,172,713	1,548,485

EXHIBIT 3A - ANALYSIS OF HEALTH CARE RECEIVABLES COLLECTED AND ACCRUED

Type of Health Care Receivable	Health Care Receivables Collected During the Year		Health Care Receivables Accrued as of December 31 of Current Year		5	6
	1 On Amounts Accrued Prior to January 1 of Current Year	2 On Amounts Accrued During the Year	3 On Amounts Accrued December 31 of Prior Year	4 On Amounts Accrued During the Year	Health Care Receivables in Prior Years (Columns 1 + 3)	Estimated Health Care Receivables Accrued as of December 31 of Prior Year
1. Pharmaceutical rebate receivables	2,003,392	16,473,404	37,392	1,548,485	2,040,784	2,101,029
2. Claim overpayment receivables	2,705,992	16,865,368	547,230	8,588,091	3,253,222	2,705,992
3. Loans and advances to providers	0	0	0	0	0	0
4. Capitation arrangement receivables	0	0	0	0	0	0
5. Risk sharing receivables	0	0	0	0	0	0
6. Other health care receivables.....	0	0	0	0	0	0
7. Totals (Lines 1 through 6)	4,709,384	33,338,772	584,622	10,136,576	5,294,006	4,807,021

Note that the accrued amounts in Columns 3, 4, and 6 are the total health care receivables, not just the admitted portion.

EXHIBIT 4 - CLAIMS UNPAID AND INCENTIVE POOL, WITHHOLD AND BONUS (Reported and Unreported)

[illegible]

EXHIBIT 5 - AMOUNTS DUE FROM PARENT, SUBSIDIARIES AND AFFILIATES

[illegible]

ANNUAL STATEMENT FOR THE YEAR 2017 OF THE Aetna Better Health Inc. (an Ohio corporation)

EXHIBIT 6 - AMOUNTS DUE TO PARENT, SUBSIDIARIES AND AFFILIATES

[illegible]

EXHIBIT 7 - PART 2 - SUMMARY OF TRANSACTIONS WITH INTERMEDIARIES

24

EXHIBIT 8 - FURNITURE, EQUIPMENT AND SUPPLIES OWNED

		1	2	3	4	5	6
Description		Cost	Improvements	Accumulated Depreciation	Book Value Less Encumbrances	Assets Not Admitted	Net Admitted Assets
1.	Administrative furniture and equipment	NONE					
2.	Medical furniture, equipment and fixtures						
3.	Pharmaceuticals and surgical supplies						
4.	Durable medical equipment						
5.	Other property and equipment						
6.	Total						



ANNUAL STATEMENT FOR THE YEAR 2017 OF THE Aetna Better Health Inc. (an Ohio corporation)

EXHIBIT OF PREMIUMS, ENROLLMENT AND UTILIZATION (a)

REPORT FOR: 1. CORPORATION Aetna Better Health Inc. (an Ohio corporation) 2. New Albany, OH

NAIC Group Code		BUSINESS IN THE STATE OF		DURING THE YEAR							(LOCATION)	
0001		Ohio		2017							NAIC Company Code 14229	
		1	Comprehensive (Hospital & Medical)		4	5	6	7	8	9	10	
			2	3								
		Total	Individual	Group	Medicare Supplement	Vision Only	Dental Only	Federal Employees Health Benefit Plan	Title XVIII Medicare	Title XIX Medicaid	Other	
Total Members at end of:												
1.	Prior Year	21,994	0	0	0	0	0	0	14,863	7,131	0	
2.	First Quarter	23,005	0	0	0	0	0	0	15,674	7,331	0	
3.	Second Quarter	23,480	0	0	0	0	0	0	15,899	7,581	0	
4.	Third Quarter	23,311	0	0	0	0	0	0	16,072	7,239	0	
5.	Current Year	23,713	0	0	0	0	0	0	15,642	8,071	0	
6.	Current Year Member Months	280,038	0	0	0	0	0	0	188,820	91,218	0	
Total Member Ambulatory Encounters for Year:												
7.	Physician	893,917	0	0	0	0	0	0	322,385	571,532	0	
8.	Non-Physician	2,928,237	0	0	0	0	0	0	381,606	2,546,631	0	
9.	Total	3,822,154	0	0	0	0	0	0	703,991	3,118,163	0	
10.	Hospital Patient Days Incurred	57,003	0	0	0	0	0	0	25,784	31,219	0	
11.	Number of Inpatient Admissions	13,275	0	0	0	0	0	0	5,866	7,409	0	
12.	Health Premiums Written (b)	934,230,320	0	0	0	0	0	0	326,673,451	607,556,869	0	
13.	Life Premiums Direct	0	0	0	0	0	0	0	0	0	0	
14.	Property/Casualty Premiums Written	0	0	0	0	0	0	0	0	0	0	
15.	Health Premiums Earned	936,996,707	0	0	0	0	0	0	329,439,838	607,556,869	0	
16.	Property/Casualty Premiums Earned	0	0	0	0	0	0	0	0	0	0	
17.	Amount Paid for Provision of Health Care Services	745,413,297	0	0	0	0	0	0	273,837,986	471,575,311	0	
18.	Amount Incurred for Provision of Health Care Services	737,098,874	0	0	0	0	0	0	286,927,767	450,171,107	0	

(a) For health business: number of persons insured under PPO managed care products0 and number of persons insured under indemnity only products0 .
(b) For health premiums written: amount of Medicare Title XVIII exempt from state taxes or fees \$326,673,451



ANNUAL STATEMENT FOR THE YEAR 2017 OF THE Aetna Better Health Inc. (an Ohio corporation)

EXHIBIT OF PREMIUMS, ENROLLMENT AND UTILIZATION (a)

REPORT FOR: 1. CORPORATION Aetna Better Health Inc. (an Ohio corporation) 2. New Albany, OH

NAIC Group Code		BUSINESS IN THE STATE OF		DURING THE YEAR							(LOCATION)	
0001		Grand Total		2017							NAIC Company Code	
		Comprehensive (Hospital & Medical)									14229	
		1	2	3	4	5	6	7	8	9	10	
		Total	Individual	Group	Medicare Supplement	Vision Only	Dental Only	Federal Employees Health Benefit Plan	Title XVIII Medicare	Title XIX Medicaid	Other	
Total Members at end of:												
1.	Prior Year	21,994	0	0	0	0	0	0	14,863	7,131	0	
2.	First Quarter	23,005	0	0	0	0	0	0	15,674	7,331	0	
3.	Second Quarter	23,480	0	0	0	0	0	0	15,899	7,581	0	
4.	Third Quarter	23,311	0	0	0	0	0	0	16,072	7,239	0	
5.	Current Year	23,713	0	0	0	0	0	0	15,642	8,071	0	
6.	Current Year Member Months	280,038	0	0	0	0	0	0	188,820	91,218	0	
Total Member Ambulatory Encounters for Year:												
7.	Physician	893,917	0	0	0	0	0	0	322,385	571,532	0	
8.	Non-Physician	2,928,237	0	0	0	0	0	0	381,606	2,546,631	0	
9.	Total	3,822,154	0	0	0	0	0	0	703,991	3,118,163	0	
10.	Hospital Patient Days Incurred	57,003	0	0	0	0	0	0	25,784	31,219	0	
11.	Number of Inpatient Admissions	13,275	0	0	0	0	0	0	5,866	7,409	0	
12.	Health Premiums Written (b)	934,230,320	0	0	0	0	0	0	326,673,451	607,556,869	0	
13.	Life Premiums Direct	0	0	0	0	0	0	0	0	0	0	
14.	Property/Casualty Premiums Written	0	0	0	0	0	0	0	0	0	0	
15.	Health Premiums Earned	936,996,707	0	0	0	0	0	0	329,439,838	607,556,869	0	
16.	Property/Casualty Premiums Earned	0	0	0	0	0	0	0	0	0	0	
17.	Amount Paid for Provision of Health Care Services	745,413,297	0	0	0	0	0	0	273,837,986	471,575,311	0	
18.	Amount Incurred for Provision of Health Care Services	737,098,874	0	0	0	0	0	0	286,927,767	450,171,107	0	

(a) For health business: number of persons insured under PPO managed care products0 and number of persons insured under indemnity only products0 .
(b) For health premiums written: amount of Medicare Title XVIII exempt from state taxes or fees \$326,673,451

30.GT

Schedule S - Part 1 - Section 2

N O N E

Schedule S - Part 2

N O N E

ANNUAL STATEMENT FOR THE YEAR 2017 OF THE Aetna Better Health Inc. (an Ohio corporation)

SCHEDULE S - PART 3 - SECTION 2

Reinsurance Ceded Accident and Health Insurance Listed by Reinsuring Company as of December 31, Current Year

1 NAIC Company Code	2 ID Number	3 Effective Date	4 Name of Company	5 Domi- ciliary Juris- diction	6 Type of Reinsurance Ceded	7 Type of Business Ceded	8 Premiums	9 Unearned Premiums (Estimated)	10 Reserve Credit Taken Other than for Unearned Premiums	Outstanding Surplus Relief		13 Modified Coinsurance Reserve	14 Funds Withheld Under Coinsurance
										11 Current Year	12 Prior Year		
0399999. Total General Account - Authorized U.S. Affiliates							0	0	0	0	0	0	0
0699999. Total General Account - Authorized Non-U.S. Affiliates							0	0	0	0	0	0	0
0799999. Total General Account - Authorized Affiliates							0	0	0	0	0	0	0
64890	91-6034263	04/01/2016	Berkley Life and Health Insurance Company	IA	SSL/L/I	MR	171,786	0	0	0	0	0	0
0899999. General Account - Authorized U.S. Non-Affiliates							171,786	0	0	0	0	0	0
1099999. Total General Account - Authorized Non-Affiliates							171,786	0	0	0	0	0	0
1199999. Total General Account Authorized							171,786	0	0	0	0	0	0
1499999. Total General Account - Unauthorized U.S. Affiliates							0	0	0	0	0	0	0
1799999. Total General Account - Unauthorized Non-U.S. Affiliates							0	0	0	0	0	0	0
1899999. Total General Account - Unauthorized Affiliates							0	0	0	0	0	0	0
2199999. Total General Account - Unauthorized Non-Affiliates							0	0	0	0	0	0	0
2299999. Total General Account Unauthorized							0	0	0	0	0	0	0
2599999. Total General Account - Certified U.S. Affiliates							0	0	0	0	0	0	0
2899999. Total General Account - Certified Non-U.S. Affiliates							0	0	0	0	0	0	0
2999999. Total General Account - Certified Affiliates							0	0	0	0	0	0	0
3299999. Total General Account - Certified Non-Affiliates							0	0	0	0	0	0	0
3399999. Total General Account Certified							0	0	0	0	0	0	0
3499999. Total General Account Authorized, Unauthorized and Certified							171,786	0	0	0	0	0	0
3799999. Total Separate Accounts - Authorized U.S. Affiliates							0	0	0	0	0	0	0
4099999. Total Separate Accounts - Authorized Non-U.S. Affiliates							0	0	0	0	0	0	0
4199999. Total Separate Accounts - Authorized Affiliates							0	0	0	0	0	0	0
4499999. Total Separate Accounts - Authorized Non-Affiliates							0	0	0	0	0	0	0
4599999. Total Separate Accounts Authorized							0	0	0	0	0	0	0
4899999. Total Separate Accounts - Unauthorized U.S. Affiliates							0	0	0	0	0	0	0
5199999. Total Separate Accounts - Unauthorized Non-U.S. Affiliates							0	0	0	0	0	0	0
5299999. Total Separate Accounts - Unauthorized Affiliates							0	0	0	0	0	0	0
5599999. Total Separate Accounts - Unauthorized Non-Affiliates							0	0	0	0	0	0	0
5699999. Total Separate Accounts Unauthorized							0	0	0	0	0	0	0
5999999. Total Separate Accounts - Certified U.S. Affiliates							0	0	0	0	0	0	0
6299999. Total Separate Accounts - Certified Non-U.S. Affiliates							0	0	0	0	0	0	0
6399999. Total Separate Accounts - Certified Affiliates							0	0	0	0	0	0	0
6699999. Total Separate Accounts - Certified Non-Affiliates							0	0	0	0	0	0	0
6799999. Total Separate Accounts Certified							0	0	0	0	0	0	0
6899999. Total Separate Accounts Authorized, Unauthorized and Certified							0	0	0	0	0	0	0
6999999. Total U.S. (Sum of 0399999, 0899999, 1499999, 1999999, 2599999, 3099999, 3799999, 4299999, 4899999, 5399999, 5999999 and 6499999)							171,786	0	0	0	0	0	0
7099999. Total Non-U.S. (Sum of 0699999, 0999999, 1799999, 2099999, 2899999, 3199999, 4099999, 4399999, 5199999, 5499999, 6299999 and 6599999)							0	0	0	0	0	0	0
9999999 - Totals							171,786	0	0	0	0	0	0

Schedule S - Part 4

N O N E

Schedule S - Part 4 - Bank Footnote

N O N E

Schedule S - Part 5

N O N E

Schedule S - Part 5 - Bank Footnote

N O N E

SCHEDULE S - PART 6

Five Year Exhibit of Reinsurance Ceded Business (\$000 Omitted)

	1 2017	2 2016	3 2015	4 2014	5 2013
A. OPERATIONS ITEMS					
1. Premiums	0	0	0	0	0
2. Title XVIII - Medicare	172	122	104	0	0
3. Title XIX - Medicaid	0	0	17	150	0
4. Commissions and reinsurance expense allowance	0	0	0	0	0
5. Total hospital and medical expenses	0	0	0	0	0
B. BALANCE SHEET ITEMS					
6. Premiums receivable	0	0	0	0	0
7. Claims payable	0	0	0	0	0
8. Reinsurance recoverable on paid losses	0	0	0	0	0
9. Experience rating refunds due or unpaid	0	0	0	0	0
10. Commissions and reinsurance expense allowances due	0	0	0	0	0
11. Unauthorized reinsurance offset	0	0	0	0	0
12. Offset for reinsurance with Certified Reinsurers	0	0	0	0	0
C. UNAUTHORIZED REINSURANCE (DEPOSITS BY AND FUNDS WITHHELD FROM)					
13. Funds deposited by and withheld from (F)	0	0	0	0	0
14. Letters of credit (L)	0	0	0	0	0
15. Trust agreements (T)	0	0	0	0	0
16. Other (O)	0	0	0	0	0
D. REINSURANCE WITH CERTIFIED REINSURERS (DEPOSITS BY AND FUNDS WITHHELD FROM)					
17. Multiple Beneficiary Trust	0	0	0	0	0
18. Funds deposited by and withheld from (F)	0	0	0	0	0
19. Letters of credit (L)	0	0	0	0	0
20. Trust agreements (T)	0	0	0	0	0
21. Other (O)	0	0	0	0	0

SCHEDULE S - PART 7

Restatement of Balance Sheet to Identify Net Credit For Ceded Reinsurance

	1 As Reported (net of ceded)	2 Restatement Adjustments	3 Restated (gross of ceded)
ASSETS (Page 2, Col. 3)			
1. Cash and invested assets (Line 12)	232,931,624	0	232,931,624
2. Accident and health premiums due and unpaid (Line 15)	24,819,535	0	24,819,535
3. Amounts recoverable from reinsurers (Line 16.1)	0	0	0
4. Net credit for ceded reinsurance	XXX	0	0
5. All other admitted assets (Balance)	28,891,049	0	28,891,049
6. Total assets (Line 28)	286,642,208	0	286,642,208
LIABILITIES, CAPITAL AND SURPLUS (Page 3)			
7. Claims unpaid (Line 1)	110,928,286	0	110,928,286
8. Accrued medical incentive pool and bonus payments (Line 2)	0	0	0
9. Premiums received in advance (Line 8)	0	0	0
10. Funds held under reinsurance treaties with authorized and unauthorized reinsurers (Line 19 first inset amount plus second inset amount)	0	0	0
11. Reinsurance in unauthorized companies (Line 20 minus inset amount)	0	0	0
12. Reinsurance with Certified Reinsurers (Line 20 inset amount)	0	0	0
13. Funds held under reinsurance treaties with Certified Reinsurers (Line 19 third inset amount)	0	0	0
14. All other liabilities (Balance)	41,364,390	0	41,364,390
15. Total liabilities (Line 24)	152,292,676	0	152,292,676
16. Total capital and surplus (Line 33)	134,349,532	XXX	134,349,532
17. Total liabilities, capital and surplus (Line 34)	286,642,208	0	286,642,208
NET CREDIT FOR CEDED REINSURANCE			
18. Claims unpaid	0		
19. Accrued medical incentive pool	0		
20. Premiums received in advance	0		
21. Reinsurance recoverable on paid losses	0		
22. Other ceded reinsurance recoverables	0		
23. Total ceded reinsurance recoverables	0		
24. Premiums receivable	0		
25. Funds held under reinsurance treaties with authorized and unauthorized reinsurers	0		
26. Unauthorized reinsurance	0		
27. Reinsurance with Certified Reinsurers	0		
28. Funds held under reinsurance treaties with Certified Reinsurers	0		
29. Other ceded reinsurance payables/offsets	0		
30. Total ceded reinsurance payables/offsets	0		
31. Total net credit for ceded reinsurance	0		

SCHEDULE T - PART 2
INTERSTATE COMPACT - EXHIBIT OF PREMIUMS WRITTEN

Allocated by States and Territories

States, Etc.		Direct Business Only					
		1	2	3	4	5	6
		Life (Group and Individual)	Annuities (Group and Individual)	Disability Income (Group and Individual)	Long-Term Care (Group and Individual)	Deposit-Type Contracts	Totals
1.	Alabama	AL					
2.	Alaska	AK					
3.	Arizona	AZ					
4.	Arkansas	AR					
5.	California	CA					
6.	Colorado	CO					
7.	Connecticut	CT					
8.	Delaware	DE					
9.	District of Columbia	DC					
10.	Florida	FL					
11.	Georgia	GA					
12.	Hawaii	HI					
13.	Idaho	ID					
14.	Illinois	IL					
15.	Indiana	IN					
16.	Iowa	IA					
17.	Kansas	KS					
18.	Kentucky	KY					
19.	Louisiana	LA					
20.	Maine	ME					
21.	Maryland	MD					
22.	Massachusetts	MA					
23.	Michigan	MI					
24.	Minnesota	MN					
25.	Mississippi	MS					
26.	Missouri	MO					
27.	Montana	MT					
28.	Nebraska	NE					
29.	Nevada	NV					
30.	New Hampshire	NH					
31.	New Jersey	NJ					
32.	New Mexico	NM					
33.	New York	NY					
34.	North Carolina	NC					
35.	North Dakota	ND					
36.	Ohio	OH					
37.	Oklahoma	OK					
38.	Oregon	OR					
39.	Pennsylvania	PA					
40.	Rhode Island	RI					
41.	South Carolina	SC					
42.	South Dakota	SD					
43.	Tennessee	TN					
44.	Texas	TX					
45.	Utah	UT					
46.	Vermont	VT					
47.	Virginia	VA					
48.	Washington	WA					
49.	West Virginia	WV					
50.	Wisconsin	WI					
51.	Wyoming	WY					
52.	American Samoa	AS					
53.	Guam	GU					
54.	Puerto Rico	PR					
55.	U.S. Virgin Islands	VI					
56.	Northern Mariana Islands	MP					
57.	Canada	CAN					
58.	Aggregate Other Alien	OT					
59.	Total						

NONE

SCHEDULE Y
PART 1A - DETAIL OF INSURANCE HOLDING COMPANY SYSTEM

1	2	3	4	5	6	7	8	9	10	11	12	13	14	15	16
Group Code	Group Name	NAIC Company Code	ID Number	Federal RSSD	CIK	Name of Securities Exchange if Publicly Traded (U.S. or International)	Names of Parent, Subsidiaries Or Affiliates	Domi-ciliary Location	Relation-ship to Reporting Entity	Directly Controlled by (Name of Entity/Person)	Type of Control (Ownership, Board, Management, Attorney-in-Fact, Influence, Other)	If Control is Owner-ship Provide Percen-tage	Ultimate Controlling Entity(ies)/Person(s)	Is an SCA Filing Re-quired? (Y/N)	*
.0001	AETNA INC.	.00000	23-2229683	3060706	1122304	N	Aetna Inc.	PA	UIP	Aetna Inc.		0.000		.N	.0
.0001	AETNA INC.	.00000	30-0123754	0	0		Aetna Health Holdings, LLC	DE	UDP	Aetna Inc.	Ownership	100.000	Aetna Inc.	.N	.0
.0001	AETNA INC.	.00000	95-3402799	0	0		Aetna Health of California Inc.	CA	IA	Aetna Health Holdings, LLC	Ownership	100.000	Aetna Inc.	.N	.0
.0001	AETNA INC.	.95935	23-2442048	0	0		Aetna Health Inc.	CT	IA	Aetna Health Holdings, LLC	Ownership	100.000	Aetna Inc.	.N	.0
.0001	AETNA INC.	.95088	59-2411584	0	0		Aetna Health Inc.	FL	IA	Aetna Health Holdings, LLC	Ownership	100.000	Aetna Inc.	.N	.0
.0001	AETNA INC.	.95094	58-1649568	0	0		Aetna Health Inc.	GA	IA	Aetna Health Holdings, LLC	Ownership	100.000	Aetna Inc.	.N	.0
.0001	AETNA INC.	.95517	01-0504252	0	0		Aetna Health Inc.	ME	IA	Aetna Health Holdings, LLC	Ownership	100.000	Aetna Inc.	.N	.0
.0001	AETNA INC.	.95756	23-2861565	0	0		Aetna Health Inc.	MI	IA	Aetna Health Holdings, LLC	Ownership	100.000	Aetna Inc.	.N	.0
.0001	AETNA INC.	.95287	52-1270921	0	0		Aetna Health Inc.	NJ	IA	Aetna Health Holdings, LLC	Ownership	100.000	Aetna Inc.	.N	.0
.0001	AETNA INC.	.95234	22-2663623	0	0		Aetna Health Inc.	NY	IA	Aetna Health Holdings, LLC	Ownership	100.000	Aetna Inc.	.N	.0
.0001	AETNA INC.	.14408	45-2634734	0	0		Aetna Better Health Inc.	NY	IA	Aetna Health Inc. (NY)	Ownership	100.000	Aetna Inc.	.N	.0
.0001	AETNA INC.	.95490	76-0189680	0	0		Aetna Health Inc.	TX	IA	Aetna Health Holdings, LLC	Ownership	100.000	Aetna Inc.	.N	.0
.0001	AETNA INC.	.95040	74-1844335	0	0		Aetna Better Health of Texas Inc.	TX	IA	Aetna Health Holdings, LLC	Ownership	100.000	Aetna Inc.	.N	.0
.0001	AETNA INC.	.12328	20-2207534	0	0		Aetna Better Health Inc.	GA	IA	Aetna Health Holdings, LLC	Ownership	100.000	Aetna Inc.	.N	.0
.0001	AETNA INC.	.00000	06-1160812	0	0		Aetna Dental of California Inc.	CA	IA	Aetna Health Holdings, LLC	Ownership	100.000	Aetna Inc.	.N	.0
.0001	AETNA INC.	.11183	22-2990909	0	0		Aetna Dental Inc.	NJ	IA	Aetna Health Holdings, LLC	Ownership	100.000	Aetna Inc.	.N	.0
.0001	AETNA INC.	.95910	06-1177531	0	0		Aetna Dental Inc.	TX	IA	Aetna Health Holdings, LLC	Ownership	100.000	Aetna Inc.	.N	.0
.0001	AETNA INC.	.00000	30-0123760	0	0		Aetna Rx Home Delivery, LLC	DE	NIA	Aetna Health Holdings, LLC	Ownership	100.000	Aetna Inc.	.N	.0
.0001	AETNA INC.	.00000	13-3670795	0	0		Aetna Health Management, LLC	DE	NIA	Aetna Health Holdings, LLC	Ownership	100.000	Aetna Inc.	.N	.0
.0001	AETNA INC.	.00000	22-3187443	0	0		Aetna Ireland Inc.	DE	NIA	Aetna Health Holdings, LLC	Ownership	100.000	Aetna Inc.	.N	.0
.0001	AETNA INC.	.00000	57-1209768	0	0		Aetna Specialty Pharmacy, LLC	DE	NIA	Aetna Health Holdings, LLC	Ownership	100.000	Aetna Inc.	.N	.0
.0001	AETNA INC.	.00000	20-1274723	0	0		Cofinity, Inc.	DE	NIA	Aetna Health Holdings, LLC	Ownership	100.000	Aetna Inc.	.N	.0
.0001	AETNA INC.	.00000	23-2671370	0	0		@Credentials Inc.	DE	NIA	Aetna Health Holdings, LLC	Ownership	100.000	Aetna Inc.	.N	.0
.0001	AETNA INC.	.00000	57-0640344	0	0		Strategic Resource Company	SC	NIA	Aetna Health Holdings, LLC	Ownership	100.000	Aetna Inc.	.N	.0
.0001	AETNA INC.	.13735	27-0563973	0	0		Aetna Better Health Inc.	PA	IA	Aetna Health Holdings, LLC	Ownership	100.000	Aetna Inc.	.N	.0
.0001	AETNA INC.	.13174	26-2867560	0	0		Aetna Better Health Inc.	CT	IA	Aetna Health Holdings, LLC	Ownership	100.000	Aetna Inc.	.N	.0
.0001	AETNA INC.	.00000	47-5178095	0	0		Aetna Better Health of California Inc.	CA	IA	Aetna Health Holdings, LLC	Ownership	100.000	Aetna Inc.	.N	.0
.0001	AETNA INC.	.14043	27-2512072	0	0		Aetna Better Health Inc.	IL	IA	Aetna Health Holdings, LLC	Ownership	100.000	Aetna Inc.	.N	.0
.0001	AETNA INC.	.15805	47-3850677	0	0		Aetna Better Health of Iowa Inc.	IA	IA	Aetna Health Holdings, LLC	Ownership	100.000	Aetna Inc.	.N	.0
.0001	AETNA INC.	.15616	80-0629718	0	0		Aetna Better Health, Inc.	LA	IA	Aetna Health Holdings, LLC	Ownership	100.000	Aetna Inc.	.N	.0
.0001	AETNA INC.	.00000	80-0671703	0	0		Aetna Florida Inc.	FL	NIA	Aetna Health Holdings, LLC	Ownership	100.000	Aetna Inc.	.N	.0
.0001	AETNA INC.	.14229	25-2764938	0	0		Aetna Better Health Inc.	OH	RE	Aetna Health Holdings, LLC	Ownership	100.000	Aetna Inc.	.N	.0
.0001	AETNA INC.	.15611	46-3203088	0	0		Aetna Better Health Inc.	NJ	IA	Aetna Health Holdings, LLC	Ownership	100.000	Aetna Inc.	.N	.0
.0001	AETNA INC.	.15919	81-1143850	0	0		Aetna Better Health of Oklahoma Inc.	OK	IA	Aetna Health Holdings, LLC	Ownership	100.000	Aetna Inc.	.N	.0
.0001	AETNA INC.	.00000	04-2708160	0	0		Aetna Student Health Agency Inc.	MA	NIA	Aetna Health Holdings, LLC	Ownership	100.000	Aetna Inc.	.N	.0
.0001	AETNA INC.	.00000	73-1702453	0	0		Delaware Physicians Care, Incorporated	DE	IA	Aetna Health Holdings, LLC	Ownership	100.000	Aetna Inc.	.N	.0
.0001	AETNA INC.	.00000	01-0826783	0	0		Schaller Anderson Medical Administrators, Incorporated	DE	NIA	Aetna Health Holdings, LLC	Ownership	100.000	Aetna Inc.	.N	.0
.0001	AETNA INC.	.00000	86-0842559	0	0		Aetna Medicaid Administrators LLC	AZ	NIA	Aetna Health Holdings, LLC	Ownership	100.000	Aetna Inc.	.N	.0
.0001	AETNA INC.	.00000	45-2944270	0	0		iTriage, LLC	DE	NIA	Aetna Health Holdings, LLC	Ownership	100.000	Aetna Inc.	.N	.0
.0001	AETNA INC.	.00000	16-1471176	0	0		Prodigy Health Group, Inc.	DE	NIA	Aetna Health Holdings, LLC	Ownership	100.000	Aetna Inc.	.N	.0
.0001	AETNA INC.	.00000	45-4901541	0	0		Aetna ACO Holdings, Inc.	DE	NIA	Aetna Health Holdings, LLC	Ownership	0.200	Aetna Inc.	.Y	.4
.0001	AETNA INC.	.00000	45-5527797	0	0		Innovation Health Holdings, LLC	DE	NIA	Aetna ACO Holdings, Inc.	Ownership	50.000	Aetna Inc.	.N	.7
.0001	AETNA INC.	.15097	46-0674828	0	0		Innovation Health Insurance Company	VA	IA	Innovation Health Holdings, LLC	Ownership	100.000	Aetna Inc.	.N	.0
.0001	AETNA INC.	.15098	46-0682197	0	0		Innovation Health Plan, Inc.	VA	IA	Innovation Health Insurance Company	Ownership	100.000	Aetna Inc.	.N	.0
.0001	AETNA INC.	.00000	81-3789357	0	0		Texas Health + Aetna Health Insurance Holding Company LLC	TX	NIA	Aetna ACO Holdings, Inc.	Ownership	50.000	Aetna Inc.	.N	.10
.0001	AETNA INC.	.16121	81-4749336	0	0		Texas Health + Aetna Health Insurance Company	TX	IA	Texas Health + Aetna Health Insurance Holding Company LLC	Ownership	100.000	Aetna Inc.	.N	.0
.0001	AETNA INC.	.16132	47-5548221	0	0		Texas Health + Aetna Health Plan Inc.	TX	IA	Company	Ownership	100.000	Aetna Inc.	.N	.11
.0001	AETNA INC.	.95109	23-2169745	0	0		Aetna Health Inc.	PA	IA	Aetna Health Holdings, LLC	Ownership	100.000	Aetna Inc.	.N	.0
.0001	AETNA INC.	.00000	45-4901541	0	0		Aetna ACO Holdings, Inc.	DE	NIA	Aetna Health Inc. (PA)	Ownership	39.500	Aetna Inc.	.Y	.4
.0001	AETNA INC.	.00000	20-0438576	0	0		Niagara Re, Inc.	NY	NIA	Prodigy Health Group, Inc.	Ownership	100.000	Aetna Inc.	.N	.0

ANNUAL STATEMENT FOR THE YEAR 2017 OF THE Aetna Better Health Inc. (an Ohio corporation)

SCHEDULE Y
PART 1A - DETAIL OF INSURANCE HOLDING COMPANY SYSTEM

1	2	3	4	5	6	7	8	9	10	11	12	13	14	15	16
Group Code	Group Name	NAIC Company Code	ID Number	Federal RSSD	CIK	Name of Securities Exchange if Publicly Traded (U.S. or International)	Names of Parent, Subsidiaries Or Affiliates	Domi-ciliary Location	Relation-ship to Reporting Entity	Directly Controlled by (Name of Entity/Person)	Type of Control (Ownership, Board, Management, Attorney-in-Fact, Influence, Other)	If Control is Ownership Provide Percen-tage	Ultimate Controlling Entity(ies)/Person(s)	Is an SCA Filing Re-quired? (Y/N)	*
.0001	AETNA INC.	.00000	52-2200070	0	0		Performax, Inc.	.DE	NIA	Prodigy Health Group, Inc.	Ownership	100.000	Aetna Inc.	.N	.0
.0001	AETNA INC.	.00000	87-0632355	0	0		Scrip World, LLC	.UT	NIA	Prodigy Health Group, Inc.	Ownership	100.000	Aetna Inc.	.N	.0
.0001	AETNA INC.	.00000	27-1760756	0	0		Precision Benefit Services, Inc.	.DE	NIA	Prodigy Health Group, Inc.	Ownership	100.000	Aetna Inc.	.N	.0
.0001	AETNA INC.	.00000	31-1368946	0	0		American Health Holding, Inc.	.OH	NIA	Prodigy Health Group, Inc.	Ownership	100.000	Aetna Inc.	.N	.0
.0001	AETNA INC.	.00000	16-1264154	0	0		Meritain Health, Inc.	.NY	NIA	Prodigy Health Group, Inc.	Ownership	100.000	Aetna Inc.	.N	.0
.0001	AETNA INC.	.00000	86-0537707	0	0		Adminco, Inc.	.AZ	NIA	Aetna Health Holdings, LLC	Ownership	100.000	Aetna Inc.	.N	.0
.0001	AETNA INC.	.00000	86-0527428	0	0		Administrative Enterprises, Inc.	.AZ	NIA	Meritain Health, Inc.	Ownership	100.000	Aetna Inc.	.N	.0
.0001	AETNA INC.	.00000	16-1684061	0	0		U.S. Healthcare Holdings, LLC	.OH	NIA	Meritain Health, Inc.	Ownership	100.000	Aetna Inc.	.N	.0
.0001	AETNA INC.	.00000	34-1670299	0	0		Prime Net, Inc.	.OH	NIA	Meritain Health, Inc.	Ownership	100.000	Aetna Inc.	.N	.0
.0001	AETNA INC.	.00000	34-1348032	0	0		Professional Risk Management, Inc.	.OH	NIA	Meritain Health, Inc.	Ownership	100.000	Aetna Inc.	.N	.0
.0001	AETNA INC.	.68500	62-1181209	0	0		Continental Life Insurance Company of Brentwood, Tennessee	.TN	.IA	Aetna Inc.	Ownership	100.000	Aetna Inc.	.N	.0
.0001	AETNA INC.	.12321	20-2901054	0	0		American Continental Insurance Company	.TN	.IA	Continental Life Insurance Company of Brentwood, Tennessee	Ownership	100.000	Aetna Inc.	.N	.0
.0001	AETNA INC.	.60054	06-6033492	0	0		Aetna Life Insurance Company	.CT	.IA	Aetna Inc.	Ownership	100.000	Aetna Inc.	.N	.0
.0001	AETNA INC.	.00000	45-4901541	0	0		Aetna ACO Holdings, Inc.	.DE	NIA	Aetna Life Insurance Company	Ownership	80.300	Aetna Inc.	.Y	.4
.0001	AETNA INC.	.00000	06-1270755	0	0		AHP Holdings, Inc.	.CT	NIA	Aetna Life Insurance Company	Ownership	100.000	Aetna Inc.	.N	.0
.0001	AETNA INC.	.36153	06-1286276	0	0		Aetna Insurance Company of Connecticut	.CT	.IA	AHP Holdings, Inc.	Ownership	100.000	Aetna Inc.	.N	.0
.0001	AETNA INC.	.00000	06-1028469	0	0		AE Fourteen, Incorporated	.CT	NIA	AHP Holdings, Inc.	Ownership	100.000	Aetna Inc.	.N	.0
.0001	AETNA INC.	.00000	06-1373153	0	0		Aetna Life Assignment Company	.CT	NIA	AHP Holdings, Inc.	Ownership	100.000	Aetna Inc.	.N	.0
.0001	AETNA INC.	.00000	20-3678339	0	0		PE Holdings, LLC	.CT	NIA	Aetna Life Insurance Company	Ownership	100.000	Aetna Inc.	.N	.0
.0001	AETNA INC.	.00000	06-1423207	0	0		Aetna Resources L.L.C.	.DE	NIA	Aetna Life Insurance Company	Ownership	100.000	Aetna Inc.	.N	.0
.0001	AETNA INC.	.00000		0	0		Canal Place, LLC	.DE	NIA	Aetna Life Insurance Company	Ownership	100.000	Aetna Inc.	.N	.0
.0001	AETNA INC.	.00000	20-3180700	0	0		Aetna Ventures, LLC	.DE	NIA	Aetna Life Insurance Company	Ownership	100.000	Aetna Inc.	.N	.0
.0001	AETNA INC.	.00000	59-2108747	0	0		Broadspire National Services, Inc.	.FL	NIA	Aetna Life Insurance Company	Ownership	100.000	Aetna Inc.	.N	.0
.0001	AETNA INC.	.00000		0	0		Aetna Multi-Strategy 1099 Fund	.DE	NIA	Aetna Life Insurance Company	Ownership	79.250	Aetna Inc.	.N	.0
.0001	AETNA INC.	.00000	41-2035961	0	0		Aetna Financial Holdings, LLC	.DE	NIA	Aetna Inc.	Ownership	100.000	Aetna Inc.	.N	.0
.0001	AETNA INC.	.00000	26-2030792	0	0		Aetna Asset Advisors, LLC	.DE	NIA	Aetna Financial Holdings, LLC	Ownership	100.000	Aetna Inc.	.N	.0
.0001	AETNA INC.	.00000	23-2354500	0	0		U.S. Healthcare Properties, Inc.	.PA	NIA	Aetna Financial Holdings, LLC	Ownership	100.000	Aetna Inc.	.N	.0
.0001	AETNA INC.	.00000	38-3704481	0	0		Aetna Capital Management, LLC	.DE	NIA	Aetna Financial Holdings, LLC	Ownership	100.000	Aetna Inc.	.N	.0
.0001	AETNA INC.	.00000	11-3667142	0	1314522		Aetna Partners Diversified Fund, LLC	.DE	NIA	Aetna Capital Management, LLC	Ownership	100.000	Aetna Inc.	.N	.1
.0001	AETNA INC.	.00000		0	1460020		Aetna Partners Diversified Fund (Cayman), Limited	.CYM	NIA	Aetna Capital Management, LLC	Ownership	100.000	Aetna Inc.	.N	.2
.0001	AETNA INC.	.00000	20-0446676	0	0		Aetna Workers' Comp Access, LLC	.DE	NIA	Aetna Financial Holdings, LLC	Ownership	100.000	Aetna Inc.	.N	.0
.0001	AETNA INC.	.00000	20-0446713	0	0		Aetna Behavioral Health, LLC	.DE	NIA	Aetna Financial Holdings, LLC	Ownership	100.000	Aetna Inc.	.N	.0
.0001	AETNA INC.	.00000	23-2670015	0	0		Managed Care Coordinators, Inc.	.DE	NIA	Aetna Financial Holdings, LLC	Ownership	100.000	Aetna Inc.	.N	.0
.0001	AETNA INC.	.00000	59-3269144	0	0		Horizon Behavioral Services, LLC	.DE	NIA	Aetna Financial Holdings, LLC	Ownership	100.000	Aetna Inc.	.N	.0
.0001	AETNA INC.	.00000	61-1193498	0	0		Employee Assistance Services, LLC	.KY	NIA	Horizon Behavioral Services, LLC	Ownership	100.000	Aetna Inc.	.N	.0
.0001	AETNA INC.	.00000	33-0052273	0	0		Health and Human Resource Center, Inc.	.CA	.IA	Horizon Behavioral Services, LLC	Ownership	100.000	Aetna Inc.	.N	.0
.0001	AETNA INC.	.00000	75-2420973	0	0		Resources for Living, LLC	.TX	NIA	Horizon Behavioral Services, LLC	Ownership	100.000	Aetna Inc.	.N	.0
.0001	AETNA INC.	.00000	36-3681261	0	0		The Vasquez Group Inc.	.IL	NIA	Horizon Behavioral Services, LLC	Ownership	100.000	Aetna Inc.	.N	.0
.0001	AETNA INC.	.00000	22-3178125	0	0		Work and Family Benefits, Inc.	.NJ	NIA	Horizon Behavioral Services, LLC	Ownership	100.000	Aetna Inc.	.N	.0
.0001	AETNA INC.	.00000	27-1773021	0	0		Aetna Card Solutions, LLC	.CT	NIA	Aetna Financial Holdings, LLC	Ownership	100.000	Aetna Inc.	.N	.0
.0001	AETNA INC.	.00000	20-5216478	0	0		PayFlex Holdings, Inc.	.DE	NIA	Aetna Financial Holdings, LLC	Ownership	100.000	Aetna Inc.	.N	.0
.0001	AETNA INC.	.00000	91-1774434	0	0		PayFlex Systems USA, Inc.	.NE	NIA	PayFlex Holdings, Inc.	Ownership	100.000	Aetna Inc.	.N	.0
.0001	AETNA INC.	.78700	06-0876836	0	0		Aetna Health and Life Insurance Company	.CT	.IA	Aetna Inc.	Ownership	100.000	Aetna Inc.	.N	.0
.0001	AETNA INC.	.72052	23-2710210	0	0		Aetna Health Insurance Company	.PA	.IA	Aetna Inc.	Ownership	100.000	Aetna Inc.	.N	.0
.0001	AETNA INC.	.84450	57-0805126	0	0		Aetna Health Insurance Company of New York	.NY	.IA	Aetna Inc.	Ownership	100.000	Aetna Inc.	.N	.0
.0001	AETNA INC.	.00000	06-1571642	0	0		Aetna International Inc.	.CT	NIA	Aetna Inc.	Ownership	100.000	Aetna Inc.	.N	.0
.0001	AETNA INC.	.00000	98-0211470	0	0		Aetna Life & Casualty (Bermuda) Ltd.	.BMU	.IA	Aetna International Inc.	Ownership	100.000	Aetna Inc.	.N	.0
.0001	AETNA INC.	.00000		0	0		Aetna Insurance (Singapore) PTE. LTD.	.SGP	.IA	Aetna International Inc.	Ownership	100.000	Aetna Inc.	.N	.0
.0001	AETNA INC.	.00000		0	0		Aetna Global Benefits (Bermuda) Limited	.BMU	NIA	Aetna International Inc.	Ownership	100.000	Aetna Inc.	.N	.0
.0001	AETNA INC.	.00000		0	0		Goodhealth Worldwide (Global) Limited	.BMU	NIA	Aetna Global Benefits (Bermuda) Limited	Ownership	100.000	Aetna Inc.	.N	.0
.0001	AETNA INC.	.00000		0	0		Aetna Global Benefits (Europe) Limited	.GBR	NIA	Aetna Global Benefits (Bermuda) Limited	Ownership	100.000	Aetna Inc.	.N	.0

SCHEDULE Y
PART 1A - DETAIL OF INSURANCE HOLDING COMPANY SYSTEM

1	2	3	4	5	6	7	8	9	10	11	12	13	14	15	16
Group Code	Group Name	NAIC Company Code	ID Number	Federal RSSD	CIK	Name of Securities Exchange if Publicly Traded (U.S. or International)	Names of Parent, Subsidiaries Or Affiliates	Domi-ciliary Location	Relation-ship to Reporting Entity	Directly Controlled by (Name of Entity/Person)	Type of Control (Ownership, Board, Management, Attorney-in-Fact, Influence, Other)	If Control is Owner-ship Provide Percen-tage	Ultimate Controlling Entity(ies)/Person(s)	Is an SCA Filing Re-quired? (Y/N)	*
.0001	AETNA INC.	.00000		0	0		Goodhealth Worldwide (Asia) Limited	.HKG	NIA	Aetna Global Benefits (Bermuda) Limited	Ownership	100.000	Aetna Inc.	.N	.0
.0001	AETNA INC.	.00000		0	0		Aetna Global Benefits Limited	.ARE	NIA	Aetna Global Benefits (Bermuda) Limited	Ownership	100.000	Aetna Inc.	.N	.0
.0001	AETNA INC.	.00000		0	0		PT. Aetna Global Benefits Indonesia	.IDN	NIA	Aetna Global Benefits (Bermuda) Limited	Ownership	80.000	Aetna Inc.	.N	.5
.0001	AETNA INC.	.00000		0	0		Aetna Global Benefits (Middle East) LLC	.ARE	NIA	Aetna Global Benefits (Bermuda) Limited	Ownership	49.000	Aetna Inc.	.N	.6
							Aetna Global Benefits (Asia Pacific) Limited								
.0001	AETNA INC.	.00000		0	0			.HKG	NIA	Aetna Global Benefits (Bermuda) Limited	Ownership	100.000	Aetna Inc.	.N	.0
.0001	AETNA INC.	.00000		0	0		Spinnaker Topco Limited	.BMU	NIA	Aetna Global Benefits (Bermuda) Limited	Ownership	100.000	Aetna Inc.	.N	.0
.0001	AETNA INC.	.00000		0	0		Spinnaker Bidco Limited	.GBR	NIA	Spinnaker Topco Limited	Ownership	100.000	Aetna Inc.	.N	.0
.0001	AETNA INC.	.00000		0	0		Aetna Holdco (UK) Limited	.GBR	NIA	Spinnaker Bidco Limited	Ownership	100.000	Aetna Inc.	.N	.0
.0001	AETNA INC.	.00000		0	0		PT Asuransi Aetna Asia	.IDN	NIA	Aetna International Inc.	Ownership	77.000	Aetna Inc.	.N	.15
.0001	AETNA INC.	.00000		0	0		Aetna Global Benefits (UK) Limited	.GBR	NIA	Aetna Holdco (UK) Limited	Ownership	100.000	Aetna Inc.	.N	.0
.0001	AETNA INC.	.00000		0	0		Aetna Insurance Company Limited	.GBR	IA	Aetna Holdco (UK) Limited	Ownership	100.000	Aetna Inc.	.N	.0
							Aetna Global Benefits (Asia Pacific) Limited								
.0001	AETNA INC.	.00000		0	0		Indian Health Organisation Private Limited	.IND	NIA	Limited	Ownership	.0.020	Aetna Inc.	.N	.3
.0001	AETNA INC.	.00000		0	0		Aetna Health Insurance Company of Europe DAC								
							Aetna (Shanghai) Enterprise Services Co. Ltd.	.IRL	IA	Aetna International Inc.	Ownership	100.000	Aetna Inc.	.N	.0
.0001	AETNA INC.	.00000		0	0			.CHN	NIA	Aetna International Inc.	Ownership	100.000	Aetna Inc.	.N	.0
.0001	AETNA INC.	.00000		0	0		Aetna (Beijing) Enterprise Management Services Co., Ltd.	.CHN	NIA	Aetna (Shanghai) Enterprise Services Co. Ltd.	Ownership	100.000	Aetna Inc.	.N	.0
.0001	AETNA INC.	.00000		0	0		Aetna Global Benefits (Singapore) PTE. LTD.	.SGP	NIA	Aetna International Inc.	Ownership	100.000	Aetna Inc.	.N	.0
							Aetna Global Benefits (Singapore) PTE, LTD.								
.0001	AETNA INC.	.00000		0	0		Indian Health Organisation Private Limited	.IND	NIA		Ownership	99.980	Aetna Inc.	.N	.3
.0001	AETNA INC.	.00000	22-2578985	0	0		AUSHC Holdings, Inc.	.CT	NIA	Aetna Inc.	Ownership	100.000	Aetna Inc.	.N	.0
.0001	AETNA INC.	.00000		0	0		Aetna Global Holdings Limited	.GBR	NIA	Aetna International Inc.	Ownership	100.000	Aetna Inc.	.N	.0
.0001	AETNA INC.	.00000		0	0		Aetna Korea Ltd.	.KOR	NIA	Aetna Global Holdings Limited	Ownership	100.000	Aetna Inc.	.N	.0
.0001	AETNA INC.	.00000		0	0		Healthagen International Limited	.GBR	NIA	Aetna Global Holdings Limited	Ownership	100.000	Aetna Inc.	.N	.0
.0001	AETNA INC.	.00000		0	0		Futrix Limited	.NZL	NIA	Health Data & Management Solutions, Inc.	Ownership	100.000	Aetna Inc.	.N	.0
.0001	AETNA INC.	.00000	06-1182176	0	0		PHPSNE Parent Corporation	.DE	NIA	AUSHC Holdings, Inc.	Ownership	55.000	Aetna Inc.	.N	.8
.0001	AETNA INC.	.00000	52-2182411	0	0		Active Health Management, Inc.	.DE	NIA	Aetna Inc.	Ownership	100.000	Aetna Inc.	.N	.0
.0001	AETNA INC.	.00000	47-0970432	0	0		Health Data & Management Solutions, Inc.	.DE	NIA	Active Health Management, Inc.	Ownership	100.000	Aetna Inc.	.N	.0
.0001	AETNA INC.	.00000	23-2604867	0	0		Aetna Integrated Informatics, Inc.	.PA	NIA	Active Health Management, Inc.	Ownership	100.000	Aetna Inc.	.N	.0
.0001	AETNA INC.	.13980	27-2192415	0	0		Health Re, Inc.	.VT	IA	Aetna Inc.	Ownership	100.000	Aetna Inc.	.N	.0
.0001	AETNA INC.	.00000	81-0579372	0	0		Phoenix Data Solutions LLC	.DE	NIA	Aetna Inc.	Ownership	100.000	Aetna Inc.	.N	.0
.0001	AETNA INC.	.00000	46-2469464	0	0		Healthagen LLC	.CT	NIA	Aetna Inc.	Ownership	100.000	Aetna Inc.	.N	.0
.0001	AETNA INC.	.00000	51-0029326	0	0		ASI Wings, LLC	.DE	NIA	Aetna Inc.	Ownership	100.000	Aetna Inc.	.N	.0
.0001	AETNA INC.	.00000	33-0807547	0	0		Medicity LLC	.DE	NIA	Aetna Inc.	Ownership	100.000	Aetna Inc.	.N	.0
.0001	AETNA INC.	.00000		0	0		Echo Merger Sub, Inc.	.DE	NIA	Aetna Inc.	Ownership	100.000	Aetna Inc.	.N	.0
.0001	AETNA INC.	.00000		0	0		Aetna Corporate Services, LLC	.DE	NIA	Aetna Inc.	Ownership	100.000	Aetna Inc.	.N	.0
.0001	AETNA INC.	.00000	27-0259978	0	0		Novo Innovations, LLC	.DE	NIA	Medicity Inc.	Ownership	100.000	Aetna Inc.	.N	.0
.0001	AETNA INC.	.00000	27-1170966	0	0		Allivant Corporation	.DE	NIA	Medicity Inc.	Ownership	100.000	Aetna Inc.	.N	.0
.0001	AETNA INC.	.81973	75-1296086	0	0		Coventry Health and Life Insurance Company	.MO	IA	Aetna Health Holdings, LLC	Ownership	100.000	Aetna Inc.	.N	.0
							Aetna Better Health of Kentucky Insurance Company			Coventry Health and Life Insurance Company					
.0001	AETNA INC.	.15761	47-3279217	0	0			.KY	IA		Ownership	100.000	Aetna Inc.	.N	.0
.0001	AETNA INC.	.00000	52-1801446	0	0		Group Dental Service, Inc.	.MD	NIA	Aetna Health Holdings, LLC	Ownership	100.000	Aetna Inc.	.N	.0
.0001	AETNA INC.	.95846	52-2056201	0	0		Group Dental Service of Maryland, Inc.	.MD	IA	Group Dental Service, Inc.	Ownership	100.000	Aetna Inc.	.N	.0
.0001	AETNA INC.		81-4345344	0	0		Aetna Network Services LLC	.CT	NIA	Aetna Health Holdings, LLC	Ownership	100.000	Aetna Inc.	.N	.0
.0001	AETNA INC.	.95241	42-1244752	0	0		Aetna Health of Iowa Inc.	.IA	IA	Aetna Health Holdings, LLC	Ownership	100.000	Aetna Inc.	.N	.0
.0001	AETNA INC.	.95925	42-1308659	0	0		Coventry Health Care of Nebraska, Inc.	.NE	IA	Aetna Health Holdings, LLC	Ownership	100.000	Aetna Inc.	.N	.0
							Aetna Risk Assurance Company of Connecticut Inc.								
.0001	AETNA INC.	.00000	47-2049117	0	0			.CT	IA	Aetna Health Holdings, LLC	Ownership	100.000	Aetna Inc.	.N	.0
.0001	AETNA INC.	.95173	74-2381406	0	0		Aetna Health Inc.	.LA	IA	Aetna Health Holdings, LLC	Ownership	100.000	Aetna Inc.	.N	.0
.0001	AETNA INC.	.11102	23-2366731	0	0		HealthAssurance Pennsylvania, Inc.	.PA	IA	Aetna Health Holdings, LLC	Ownership	100.000	Aetna Inc.	.N	.0

SCHEDULE Y
PART 1A - DETAIL OF INSURANCE HOLDING COMPANY SYSTEM

1	2	3	4	5	6	7	8	9	10	11	12	13	14	15	16
Group Code	Group Name	NAIC Company Code	ID Number	Federal RSSD	CIK	Name of Securities Exchange if Publicly Traded (U.S. or International)	Names of Parent, Subsidiaries Or Affiliates	Domi-ciliary Location	Relation-ship to Reporting Entity	Directly Controlled by (Name of Entity/Person)	Type of Control (Ownership, Board, Management, Attorney-in-Fact, Influence, Other)	If Control is Owner-ship Provide Percen-tage	Ultimate Controlling Entity(ies)/Person(s)	Is an SCA Filing Re-quired? (Y/N)	*
.0001	AETNA INC.	.00000	47-0854096	0	0		Coventry Prescription Management Services, Inc.	.NV.	NIA	Aetna Health Holdings, LLC	Ownership	100.000	Aetna Inc.	.N	.0
.0001	AETNA INC.	.16148	81-3564875	0	0		Aetna Better Health of Nevada Inc.	.NV.	IA	Aetna Health Holdings, LLC	Ownership	100.000	Aetna Inc.	.N	.0
.0001	AETNA INC.	.96555	54-1576305	0	0		Coventry Health Care of Virginia, Inc.	.VA	IA	Aetna Health Holdings, LLC	Ownership	100.000	Aetna Inc.	.N	.0
.0001	AETNA INC.	.00000	01-0646056	0	0		Coventry Transplant Network, Inc.	.DE	NIA	Aetna Health Holdings, LLC	Ownership	100.000	Aetna Inc.	.N	.0
.0001	AETNA INC.	.96377	43-1372307	0	0		Coventry Health Care of Missouri, Inc.	.MO.	IA	Aetna Health Holdings, LLC	Ownership	100.000	Aetna Inc.	.N	.0
.0001	AETNA INC.	.95318	43-1702094	0	0		Aetna Better Health of Missouri LLC	.MO.	IA	Aetna Health Holdings, LLC	Ownership	100.000	Aetna Inc.	.N	.0
.0001	AETNA INC.	.95408	55-0712129	0	0		Coventry Health Care of West Virginia, Inc.	.WV.	IA	Aetna Health Holdings, LLC	Ownership	100.000	Aetna Inc.	.N	.0
.0001	AETNA INC.	.00000	62-1411933	0	0		Coventry HealthCare Management Corporation	.DE	NIA	Aetna Health Holdings, LLC	Ownership	100.000	Aetna Inc.	.N	.0
.0001	AETNA INC.	.15827	47-4352768	0	0		Aetna HealthAssurance Pennsylvania, Inc.	.PA	IA	Aetna Health Holdings, LLC	Ownership	100.000	Aetna Inc.	.N	.0
.0001	AETNA INC.	.95489	48-0840330	0	0		Coventry Health Care of Kansas, Inc.	.KS.	IA	Aetna Health Holdings, LLC	Ownership	100.000	Aetna Inc.	.N	.0
.0001	AETNA INC.	.16072	81-3370401	0	0		Aetna Better Health of Kansas Inc.	.KS.	IA	Aetna Health Holdings, LLC	Ownership	100.000	Aetna Inc.	.N	.0
.0001	AETNA INC.	.12193	20-1052897	0	0		Aetna Better Health of Michigan Inc.	.MI.	IA	Aetna Health Holdings, LLC	Ownership	100.000	Aetna Inc.	.N	.0
.0001	AETNA INC.	.95407	87-0345631	0	0		Aetna Health of Utah Inc.	.UT.	IA	Aetna Health Holdings, LLC	Ownership	100.000	Aetna Inc.	.N	.0
.0001	AETNA INC.	.00000	20-4416606	0	0		Aetna Better Health Inc.	.TN.	NIA	Aetna Health Holdings, LLC	Ownership	100.000	Aetna Inc.	.N	.0
.0001	AETNA INC.	.74160	37-1241037	0	0		Coventry Health Care of Illinois, Inc.	.IL.	IA	Aetna Health Holdings, LLC	Ownership	100.000	Aetna Inc.	.N	.0
.0001	AETNA INC.	.00000	20-8070994	0	0		Coventry Health Care National Accounts, Inc.	.DE	NIA	Aetna Health Holdings, LLC	Ownership	100.000	Aetna Inc.	.N	.0
.0001	AETNA INC.	.00000	20-5185442	0	0		Coventry Health Care National Network, Inc.	.DE	NIA	Aetna Health Holdings, LLC	Ownership	100.000	Aetna Inc.	.N	.0
.0001	AETNA INC.	.00000	26-1293772	0	0		Coventry Consumer Advantage, Inc.	.DE	NIA	Aetna Health Holdings, LLC	Ownership	100.000	Aetna Inc.	.N	.0
.0001	AETNA INC.	.00000	20-8376354	0	0		Coventry Health Care Workers' Compensation, Inc.	.DE	NIA	Aetna Health Holdings, LLC	Ownership	100.000	Aetna Inc.	.N	.0
.0001	AETNA INC.	.00000	20-4096903	0	0		First Script Network Service, Inc.	.NV.	NIA	Coventry Health Care Workers' Compensation, Inc.	Ownership	100.000	Aetna Inc.	.N	.0
.0001	AETNA INC.	.00000	06-1095987	0	0		MetraComp, Inc.	.CT.	NIA	Coventry Health Care Workers' Compensation, Inc.	Ownership	100.000	Aetna Inc.	.N	.0
.0001	AETNA INC.	.00000	74-2879984	0	0		Medical Examinations of New York, P.C.	.NY.	NIA	Coventry Health Care Workers' Compensation, Inc.	Ownership	100.000	Aetna Inc.	.N	.9
.0001	AETNA INC.	.00000	62-1266888	0	0		FOCUS Healthcare Management, Inc.	.TN.	NIA	Coventry Health Care Workers' Compensation, Inc.	Ownership	100.000	Aetna Inc.	.N	.0
.0001	AETNA INC.	.00000	87-0443226	0	0		Coventry Rehabilitation Services, Inc.	.DE	NIA	Coventry Health Care Workers' Compensation, Inc.	Ownership	100.000	Aetna Inc.	.N	.0
.0001	AETNA INC.	.00000	20-1736437	0	0		First Health Group Corp.	.DE	NIA	Aetna Health Holdings, LLC	Ownership	100.000	Aetna Inc.	.N	.0
.0001	AETNA INC.	.90328	38-2242132	0	0		First Health Life & Health Insurance Company	.TX.	IA	First Health Group Corp.	Ownership	100.000	Aetna Inc.	.N	.0
.0001	AETNA INC.	.00000	52-1320522	0	0		Claims Administration Corp.	.MD.	NIA	First Health Group Corp.	Ownership	100.000	Aetna Inc.	.N	.0
.0001	AETNA INC.	.00000	20-1130063	0	0		Florida Health Plan Administrators, LLC	.FL.	NIA	Aetna Health Holdings, LLC	Ownership	100.000	Aetna Inc.	.N	.0
.0001	AETNA INC.	.95114	65-0986441	0	0		Coventry Health Care of Florida, Inc.	.FL.	IA	Florida Health Plan Administrators, LLC	Ownership	100.000	Aetna Inc.	.N	.0
.0001	AETNA INC.	.95266	65-0453436	0	0		Coventry Health Plan of Florida, Inc.	.FL.	IA	Florida Health Plan Administrators, LLC	Ownership	100.000	Aetna Inc.	.N	.0
.0001	AETNA INC.	.00000	59-3750548	0	0		Carefree Insurance Services, Inc.	.FL.	NIA	Florida Health Plan Administrators, LLC	Ownership	100.000	Aetna Inc.	.N	.0
.0001	AETNA INC.	.00000	36-4391310	0	0		bswift LLC	.DE	NIA	Aetna Health Holdings, LLC	Ownership	100.000	Aetna Inc.	.N	.0
.0001	AETNA INC.	.00000	38-3348145	0	0		Corporate Benefit Strategies, Inc.	.DE	NIA	bswift LLC	Ownership	100.000	Aetna Inc.	.N	.0
.0001	AETNA INC.	.00000	26-1582982	0	0		MHNet Specialty Services, LLC	.MD.	NIA	Aetna Health Holdings, LLC	Ownership	100.000	Aetna Inc.	.N	.0
.0001	AETNA INC.	.00000	37-1448790	0	0		Mental Health Network of New York IPA, Inc.	.NY.	NIA	MHNet Specialty Services, LLC	Ownership	100.000	Aetna Inc.	.N	.0
.0001	AETNA INC.	.12509	20-2516317	0	0		MHNet Life and Health Insurance Company	.TX.	IA	MHNet Specialty Services, LLC	Ownership	100.000	Aetna Inc.	.N	.0
.0001	AETNA INC.	.00000	72-1106596	0	0		Mental Health Associates, Inc.	.LA.	NIA	MHNet Specialty Services, LLC	Ownership	100.000	Aetna Inc.	.N	.0
.0001	AETNA INC.	.00000	20-4276336	0	0		MHNet of Florida, Inc.	.FL.	IA	MHNet Specialty Services, LLC	Ownership	100.000	Aetna Inc.	.N	.0
.0001	AETNA INC.	.16242	81-5030233	0	0		Aetna Better Health of Washington, Inc.	.WA.	IA	Aetna Health Holdings, LLC	Ownership	100.000	Aetna Inc.	.N	.0
.0001	AETNA INC.	.00000	81-5212760	0	0		Banner Health and Aetna Health Insurance Holding Company LLC	.DE	NIA	Aetna ACO Holdings, Inc.	Ownership	51.000	Aetna Inc.	.N	.12
.0001	AETNA INC.	.16058	81-5281115	0	0		Banner Health and Aetna Health Insurance Company	.AZ.	IA	Banner Health and Aetna Health Insurance Holding Company LLC	Ownership	100.000	Aetna Inc.	.N	.0
.0001	AETNA INC.	.16059	81-5290023	0	0		Banner Health and Aetna Health Plan Inc.	.AZ.	IA	Banner Health and Aetna Health Insurance Company	Ownership	100.000	Aetna Inc.	.N	.0

ANNUAL STATEMENT FOR THE YEAR 2017 OF THE Aetna Better Health Inc. (an Ohio corporation)

SCHEDULE Y
PART 1A - DETAIL OF INSURANCE HOLDING COMPANY SYSTEM

1	2	3	4	5	6	7	8	9	10	11	12	13	14	15	16
Group Code	Group Name	NAIC Company Code	ID Number	Federal RSSD	CIK	Name of Securities Exchange if Publicly Traded (U.S. or International)	Names of Parent, Subsidiaries Or Affiliates	Domi-ciliary Loca-tion	Relation-ship to Reporting Entity	Directly Controlled by (Name of Entity/Person)	Type of Control (Ownership, Board, Management, Attorney-in-Fact, Influence, Other)	If Control is Owner-ship Provide Percen-tage	Ultimate Controlling Entity(ies)/Person(s)	Is an SCA Filing Re-quired? (Y/N)	*
..0001	AETNA INC.00000	81-5112888	0	0		Allina Health and Aetna Health Insurance Holding Company LLCDE	..NIA	Aetna ACO Holdings, Inc.	Ownership.....	..50.000	Aetna Inc.N	..13
..0001	AETNA INC.16194	82-2091197	0	0		Allina Health and Aetna Insurance Company Sutter Health and Aetna Insurance Holding Company LLCMN	..IA	Allina Health and Aetna Health Insurance Holding Company LLC	Ownership.....	..100.000	Aetna Inc.N	..0
..0001	AETNA INC.00000	82-2171057	0	0		Sutter Health and Aetna Administrative Services LLCDE	..NIA	Aetna ACO Holdings, Inc.	Ownership.....	..50.000	Aetna Inc.N	..14
..0001	AETNA INC.00000	82-2560624	0	0		Sutter Health and Aetna Insurance Holding Company LLCDE	..NIA	Sutter Health and Aetna Insurance Holding Company LLC	Ownership.....	..100.000	Aetna Inc.N	..0
..0001	AETNA INC.00000	81-5290023	0	0		Sutter Health and Aetna Insurance Company Aetna Holdings (Thailand) LimitedCA	..IA	Sutter Health and Aetna Insurance Holding Company LLC	Ownership.....	..100.000	Aetna Inc.N	..0
..0001	AETNA INC.00000		0	0		Bupa Health Insurance (Thailand) Public Company LimitedTHA	..NIA	Aetna Global Holdings Limited	Ownership.....	..49.000	Aetna Inc.N	..16
..0001	AETNA INC.00000		0	0		Bupa Health Insurance (Thailand) Public Company LimitedTHA	..NIA	Aetna Global Holdings Limited	Ownership.....	..25.000	Aetna Inc.N	..17
..0001	AETNA INC.00000		0	0		Bupa Health Insurance (Thailand) Public Company LimitedTHA	..NIA	Minor Health Enterprise Co, Ltd.	Ownership.....	..46.000	Aetna Inc.N	..17
..0001	AETNA INC.00000		0	0		Health Care Management Co. Ltd.THA	..NIA	Health Care Management Co. Ltd.	Ownership.....	..28.000	Aetna Inc.N	..17
..0001	AETNA INC.00000		0	0		Minor Health Enterprise Co, Ltd.THA	..NIA	Aetna Global Holdings Limited	Ownership.....	..49.000	Aetna Inc.N	..0
..0001	AETNA INC.00000		0	0		Minor Health Enterprise Co, Ltd.THA	..NIA	Aetna Global Holdings Limited	Ownership.....	..25.000	Aetna Inc.N	..18
..0001	AETNA INC.00000		0	0		Health Care Management Co. Ltd.THA	..NIA	Bupa Holdings (Thailand) Limited	Ownership.....	..75.000	Aetna Inc.N	..18
..0001	AETNA INC.00000		0	0		Aetna Global Benefits (Bahamas) LimitedBHS	..NIA	Bupa Holdings (Thailand) Limited	Ownership.....	..51.000	Aetna Inc.N	..0
..0001	AETNA INC.00000		0	0		Aetna Pharmacy Management Services LLCDE	..NIA	Aetna Global Benefits (Bermuda) Limited	Ownership.....	..100.000	Aetna Inc.N	..0
..0001	AETNA INC.00000	82-3333789	0	0		Aetna Better Health of North Carolina Inc.NC	..IA	Aetna Health Holdings, LLC	Ownership.....	..100.000	Aetna Inc.N	..0

Asterisk	Explanation
1	Aetna Life Insurance Company, Aetna Health and Life Insurance Company and Aetna Health Management, LLC own substantially all of the non-managing membership interests.
2	Aetna Life Insurance Company owns the Class C participating shares.
3	Indian Health Organisation Private Limited is 0.019857% owned by Aetna Global Benefits (Asia Pacific) and 99.980143% owned by Aetna Global Benefits (Singapore) PTE. LTD.
4	Aetna ACO Holdings, Inc. is owned by Aetna Life Insurance Company (60.3%), Aetna Health Inc. (PA) (39.5%) and Aetna Health Holdings, LLC (0.2%).
5	Aetna Global Benefits (Bermuda) Limited owns 80% and 20% is owned by Suhatsyah Rivali, Aetna's Nominee.
6	Aetna Global Benefits (Bermuda) Limited owns 49% and 51% is owned by Euro Gulf LLC, Aetna's Nominee.
7	Aetna ACO Holdings Inc. owns 50% and 50% is owned by Innovation Health System Foundation, an unaffiliated company.
8	55% is owned by AUSHC Holdings, Inc. The remaining 45% is owned by thirteen different hospitals (non-affiliates) which are shareholders with varying degrees of ownership.
9	100% owned through Aetna's nominees.
10	Texas Health + Aetna Health Insurance Holding Company LLC is 50% owned by Aetna ACO Holdings Inc. and 50% by Texas Health Resources, an unaffiliated company.
11	Texas Health + Aetna Health Plan Inc. became a direct subsidiary of Texas Health + Aetna Health Insurance Company February 2017.
12	Banner Health and Aetna Health Insurance Holding Company LLC is 51% owned by Aetna ACO Holdings Inc. and 49% owned by Banner Health.
13	Allina Health and Aetna Insurance Holding Company LLC is 50% owned by Aetna ACO Holdings Inc. and 50% owned by Allina Health.
14	Sutter Health and Aetna Insurance Holding Company LLC is 50% owned by Aetna ACO Holdings Inc. and 50% owned by Sutter Health Plan Products Organization, LLC.
15	PT Asuransi Aetna Asia is 77% owned by Aetna International Inc. and 23% owned by PT Asuransi Central Asia.
16	Aetna Holdings (Thailand) Limited is 49% owned by Aetna Global Holdings Limited and 51% owned by Mr. Paiboon Sutantivorakoon
17	Bupa Health Insurance (Thailand) Public Company Limited is 46% owned by Minor Health Enterprise Co, Ltd.; 25% owned by Aetna Global Holdings Limited; and 28% owned by Health Care Management Co. Ltd. (Bermuda) and total 1% owned by Aetna Global Benefits Limited (1 Share); Mr. Sansanapongpherchar (1 Share); Mr. Jitphasong Itsaraphakded (1 Share); Mrs. Suphee Wattana (1 Share); and Mr. Buncha Tamphragom (1 Share)
18	Minor Health Enterprise Co, Ltd has 1 share owned by Aetna Global Benefits (Bermuda) Ltd

SCHEDULE Y
PART 2 - SUMMARY OF INSURER'S TRANSACTIONS WITH ANY AFFILIATES

1	2	3	4	5	6	7	8	9	10	11	12	13
NAIC Company Code	ID Number	Names of Insurers and Parent, Subsidiaries or Affiliates	Shareholder Dividends	Capital Contributions	Purchases, Sales or Exchanges of Loans, Securities, Real Estate, Mortgage Loans or Other Investments	Income/ (Disbursements) Incurred in Connection with Guarantees or Undertakings for the Benefit of any Affiliate(s)	Management Agreements and Service Contracts	Income/ (Disbursements) Incurred Under Reinsurance Agreements	*	Any Other Material Activity Not in the Ordinary Course of the Insurer's Business	Totals	Reinsurance Recoverable/ (Payable) on Losses and/or Reserve Credit Taken/(Liability)
	52-2182411	Active Health Management, Inc.	0	0	0	0	113,860,338	0		0	113,860,338	0
		Aetna Behavioral Health, LLC	0	0	0	0	(342,504)	0		0	(342,504)	0
14408	45-2634734	Aetna Better Health Inc. (NY)	0	0	0	0	(33,860,275)	0		0	(33,860,275)	0
14229	45-2764938	Aetna Better Health Inc. (OH)	(90,000,000)	0	(7,820,816)	0	(87,193,899)	0		0	(185,014,715)	0
	80-0671703	Aetna Florida Inc.	0	0	0	0	(199,538)	0		0	(199,538)	0
12328	20-2207534	Aetna Better Health Inc. (GA)	0	0	0	0	(11,136)	0		0	(11,136)	0
14043	27-2512072	Aetna Better Health Inc. (IL)	0	7,000,000	0	0	(114,923,457)	0		0	(107,923,457)	0
		Aetna Better Health Inc. (TN)	0	0	0	0	1,590	0		0	1,590	0
15805	47-3850677	Aetna Better Health of Iowa Inc.	0	0	0	0	1,197	0		0	1,197	0
15761	47-3279217	Aetna Better Health of Kentucky Insurance Company	0	0	(12,979,171)	0	(86,588,034)	0		0	(99,567,205)	0
12193	20-1052897	Aetna Better Health of Michigan Inc.	0	0	0	0	(41,909,951)	0		0	(41,909,951)	0
95318	43-1702094	Aetna Better Health of Missouri LLC	(55,000,000)	10,000,000	0	0	(19,299,459)	0		0	(64,299,459)	0
95040	74-1844335	Aetna Better Health of Texas Inc.	(15,100,000)	0	0	0	(34,564,516)	0		0	(49,664,516)	0
15611	46-3203088	Aetna Better Health, Inc. (NJ)	(14,000,000)	0	0	0	(28,176,958)	0		0	(42,176,958)	0
13735	27-0563973	Aetna Better Health Inc. (PA)	(58,200,000)	0	(14,947,906)	0	(108,251,644)	0		0	(181,399,550)	0
13174	26-2867560	Aetna Better Health Inc. (CT)	0	0	0	0	(32,471)	0		0	(32,471)	0
	38-3704481	Aetna Capital Management, LLC	0	0	0	0	2,377,311	0		0	2,377,311	0
11183	22-2990909	Aetna Dental Inc. (NJ)	0	0	0	0	(1,713,557)	0		0	(1,713,557)	0
95910	06-1177531	Aetna Dental Inc. (TX)	(5,000,000)	0	0	0	(4,486,961)	(42,914)		0	(9,529,875)	0
	06-1160812	Aetna Dental of California Inc.	(5,000,000)	0	0	0	(2,067,032)	0		0	(7,067,032)	0
78700	06-0876836	Aetna Health and Life Insurance Company	(398,298,553)	0	(512,084)	0	(252,146,458)	(1,997,631,580)		0	(2,648,588,675)	0
	30-0123754	Aetna Health Holdings, LLC	1,142,850,000	(79,500,000)	0	0	0	0		0	1,063,350,000	0
95935	23-2442048	Aetna Health Inc. (CT)	(19,000,000)	0	(3,350,000)	0	(22,835,290)	0		0	(45,185,290)	0
95088	59-2411584	Aetna Health Inc. (FL)	(85,000,000)	0	0	0	(175,982,611)	0		0	(260,982,611)	0
95094	58-1649568	Aetna Health Inc. (GA)	(55,500,000)	0	0	0	(35,245,630)	0		0	(90,745,630)	0
95241	42-1244752	Aetna Health of Iowa Inc.	0	0	0	0	(29,648,028)	0		0	(29,648,028)	0
95517	01-0504252	Aetna Health Inc. (ME)	(2,450,000)	0	0	0	(8,444,080)	0		0	(10,894,080)	0
95756	23-2861565	Aetna Health Inc. (MI)	0	0	0	0	(4,021)	0		0	(4,021)	0
95287	52-1270921	Aetna Health Inc. (NJ)	(16,800,000)	0	0	0	(61,052,304)	0		0	(77,852,304)	0
95234	22-2663623	Aetna Health Inc. (NY)	0	0	(6,717,909)	0	(21,377,500)	0		0	(28,095,409)	0
95109	23-2169745	Aetna Health Inc. (PA)	(100,000,000)	0	0	0	(385,421,951)	(97,556)		0	(485,519,507)	7,428,659
95490	76-0189680	Aetna Health Inc. (TX)	(9,600,000)	0	0	0	(18,578,969)	0		0	(28,178,969)	0
84450	57-0805126	Aetna Health Insurance Company of New York	0	0	0	0	(21,217)	0		0	(21,217)	0
	13-3670795	Aetna Health Management, LLC	0	0	0	0	317,222,652	0		0	317,222,652	0
	95-3402799	Aetna Health of California Inc.	(29,200,000)	0	0	0	(125,233,136)	0		0	(154,433,136)	0
95407	87-0345631	Aetna Health of Utah Inc.	(15,000,000)	0	0	0	(47,316,706)	0		0	(62,316,706)	0
15827	47-4352768	Aetna HealthAssurance Pennsylvania Inc.	0	50,000,000	0	0	(34,137,488)	0		0	15,862,512	0
	23-2229683	Aetna Inc.	843,000,000	0	0	0	1,155,999,241	0		0	1,998,999,241	0
		Aetna Insurance (Singapore) Pte. Ltd.	0	0	0	0	(345,618)	0		0	(345,618)	0
36153	06-1286276	Aetna Insurance Company of Connecticut	0	0	0	0	(35,204)	0		0	(35,204)	0
		Aetna Life & Casualty Bermuda Limited	0	0	0	0	(5,926,364)	0		0	(5,926,364)	0
60054	06-6033492	Aetna Life Insurance Company	(209,988,049)	1,575,697	109,362,882	0	(2,260,919,370)	5,266,541,885		0	2,906,573,045	1,426,344,357

SCHEDULE Y

PART 2 - SUMMARY OF INSURER'S TRANSACTIONS WITH ANY AFFILIATES

1	2	3	4	5	6	7	8	9	10	11	12	13
NAIC Company Code	ID Number	Names of Insurers and Parent, Subsidiaries or Affiliates	Shareholder Dividends	Capital Contributions	Purchases, Sales or Exchanges of Loans, Securities, Real Estate, Mortgage Loans or Other Investments	Income/ (Disbursements) Incurred in Connection with Guarantees or Undertakings for the Benefit of any Affiliate(s)	Management Agreements and Service Contracts	Income/ (Disbursements) Incurred Under Reinsurance Agreements	*	Any Other Material Activity Not in the Ordinary Course of the Insurer's Business	Totals	Reinsurance Recoverable/ (Payable) on Losses and/or Reserve Credit Taken/(Liability)
	86-0842559	Aetna Medicaid Administrators, LLC	0	0	0	0	599,560,997	0		0	599,560,997	0
		Aetna Multi Strategy 1099 Fund	(2,018,874)	0	517,222	0	0	0		0	(1,501,652)	0
		Aetna Partners Diversified Fund (Cayman), Limited	(6,732,525)	0	712,589	0	0	0		0	(6,019,936)	0
	81-0579372	Aetna Partners Diversified Fund, LLC	(18,588,228)	0	1,982,688	0	0	0		0	(16,605,540)	0
	30-0123760	Aetna RX Home Delivery, LLC	0	0	0	0	447,214,200	0		0	447,214,200	0
	57-1209768	Aetna Specialty Pharmacy, LLC	0	0	0	0	31,176,218	0		0	31,176,218	0
	20-3180700	Aetna Ventures, LLC	2,626,229	(1,575,697)	0	0	0	0		0	1,050,532	0
12321	20-2901054	American Continental Insurance Company	0	0	(5,747,336)	0	(101,593,661)	0		0	(107,340,997)	0
		American Health Holding, Inc.	0	0	0	0	218,000	0		0	218,000	0
68500	62-1181209	Continental Life Insurance Company of Brentwood, Tennessee	0	0	(8,883,464)	0	(98,711,121)	0		0	(107,594,585)	0
81973	75-1296086	Coventry Health and Life Insurance Company	(200,000,000)	0	(30,695,166)	0	(264,703,904)	0		0	(495,399,070)	0
95114	65-0986441	Coventry Health Care of Florida, Inc.	(82,000,000)	0	0	0	(56,658,674)	0		0	(138,658,674)	0
74160	37-1241037	Coventry Health Care of Illinois, Inc.	(8,800,000)	0	0	0	(60,464,690)	0		0	(69,264,690)	0
95489	48-0840330	Coventry Health Care of Kansas, Inc.	(26,000,000)	0	0	0	(6,094,954)	0		0	(32,094,954)	0
96377	43-1372307	Coventry Health Care of Missouri, Inc.	(50,000,000)	0	(6,769,306)	0	(112,485,136)	0		0	(169,254,442)	0
95925	42-1308659	Coventry Health Care of Nebraska, Inc.	0	0	(3,147,315)	0	(7,965,118)	0		0	(11,112,433)	0
96555	54-1576305	Coventry Health Care of Virginia, Inc.	0	0	0	0	(25,697,145)	0		0	(25,697,145)	0
95408	55-0712129	Coventry Health Care of West Virginia, Inc.	(15,000,000)	0	(3,473,483)	0	(40,791,653)	0		0	(59,265,136)	0
95266	65-0453436	Coventry Health Plan of Florida, Inc.	(33,000,000)	0	0	0	(93,434)	0		0	(33,093,434)	0
	62-1411933	Coventry HealthCare Management Corporation	(8,000,000)	0	0	0	(8,462)	0		0	(8,008,462)	0
	47-0854096	Coventry Prescription Management Services, Inc	0	0	0	0	73,177,670	0		0	73,177,670	0
90328	38-2242132	First Health Life & Health Insurance Company	0	0	0	0	(182,872,313)	0		0	(182,872,313)	0
95846	52-2056201	Group Dental Services of Maryland, Inc.	(5,000,000)	0	0	0	(160,454)	0		0	(5,160,454)	0
	52-1801446	Group Dental Services, Inc.	(1,000,000)	0	0	0	0	0		0	(1,000,000)	0
	33-0052273	Health and Human Resources Center, Inc.	(2,300,000)	0	0	0	(1,894,415)	0		0	(4,194,415)	0
13980	27-2192415	Health Re, Inc.	(210,000,000)	0	0	0	(83,528,558)	(3,268,910,305)		0	(3,562,438,863)	(1,277,227,071)
11102	23-2366731	HealthAssurance Pennsylvania, Inc.	(43,200,000)	0	(7,531,425)	0	(111,540,603)	0		0	(162,272,028)	0
		Horizon Behavioral Services LLC	2,300,000	0	0	0	0	0		0	2,300,000	0
	45-5527797	Innovation Health Holdings, LLC	0	(46,000,000)	0	0	1,908,962	0		0	(44,091,038)	0
15097	46-0674828	Innovation Health Insurance Company	0	40,000,000	0	0	(55,309,008)	0		0	(15,309,008)	(4,476)
15098	46-0682197	Innovation Health Plan, Inc.	0	6,000,000	0	0	(18,186,336)	(121,603)		0	(12,307,939)	(8,925)
	45-2944270	iTriage, LLC	0	0	0	0	5,660,000	0		0	5,660,000	0
		Medicity, Inc.	0	0	0	0	133,336	0		0	133,336	0
12509	20-2516317	MHNet Life and Health Insurance Company	0	0	0	0	2,854	0		0	2,854	0
	26-1582982	MHNet Specialty Services, LLC	0	0	0	0	32,393,133	0		0	32,393,133	0
		PayFlex Sytems USA, Inc.	0	0	0	0	33,128,608	0		0	33,128,608	0
		First Health Group Corp.	(35,000,000)	0	0	0	0	0		0	(35,000,000)	0

SCHEDULE Y

PART 2 - SUMMARY OF INSURER’S TRANSACTIONS WITH ANY AFFILIATES

1	2	3	4	5	6	7	8	9	10	11	12	13
NAIC Company Code	ID Number	Names of Insurers and Parent, Subsidiaries or Affiliates	Shareholder Dividends	Capital Contributions	Purchases, Sales or Exchanges of Loans, Securities, Real Estate, Mortgage Loans or Other Investments	Income/ (Disbursements) Incurred in Connection with Guarantees or Undertakings for the Benefit of any Affiliate(s)	Management Agreements and Service Contracts	Income/ (Disbursements) Incurred Under Reinsurance Agreements	*	Any Other Material Activity Not in the Ordinary Course of the Insurer's Business	Totals	Reinsurance Recoverable/ (Payable) on Losses and/or Reserve Credit Taken/(Liability)
		Florida Health Plan Administrators, LLC	(2,000,000)	.0	.0	.0	.0	.0		.0	(2,000,000)	.0
		First Script Network Services, Inc.	(30,000,000)	.0	.0	.0	.0	.0		.0	(30,000,000)	.0
16072	81-3370401	Aetna Better Health of Kansas Inc.	.0	.0	.0	.0	(3,732)	.0		.0	(3,732)	.0
15919	81-1143850	Aetna Better Health of Oklahoma Inc.	.0	.0	.0	.0	(3,643)	.0		.0	(3,643)	.0
95173	74-2381406	Aetna Health Inc. (LA)	(12,000,000)	.0	.0	.0	(60,072,218)	.0		.0	(72,072,218)	.0
95109	23-2169745	Aetna Health Insurance Company	.0	.0	.0	.0	(2,078,077)	262,073		.0	(1,816,004)	.0
		Claims Administration Corp	(17,000,000)	.0	.0	.0	.0	.0		.0	(17,000,000)	.0
16059	81-5290023	Banner Health and Aetna Health Plan, Inc.										
			.0	13,800,000	.0	.0	(975,408)	.0		.0	12,824,592	(6,742,988)
16132	47-5548221	Texas Health + Aetna Health Plan Inc.	.0	10,000,000	.0	.0	94,836	.0		.0	10,094,836	(676,746)
16058	81-5281115	Banner Health and Aetna Health Insurance Company	.0	19,100,000	.0	.0	.0	.0		.0	19,100,000	(58,525,989)
16121	81-4749336	Texas Health + Aetna Health Insurance Company	.0	35,000,000	.0	.0	.0	.0		.0	35,000,000	(90,586,821)
		Banner Health and Aetna Health Insurance Holding Company LLC	.0	(32,900,000)	.0	.0	.0	.0		.0	(32,900,000)	.0
		Texas Health + Aetna Health Insurance Holding Company LLC	.0	(45,000,000)	.0	.0	.0	.0		.0	(45,000,000)	.0
		Aetna Better Health of California Inc.	.0	9,000,000	.0	.0	(637)	.0		.0	8,999,363	.0
16242	81-5030233	Aetna Better Health of Washington	.0	3,500,000	.0	.0	3,991	.0		.0	3,503,991	.0
		Aetna Resources	.0	.0	.0	.0	2,526,402,104	.0		.0	2,526,402,104	.0
16148	81-3564875	Aetna Better Health of Nevada Inc.	.0	.0	.0	.0	(350,547)	.0		.0	(350,547)	.0
9999999	Control Totals		0	0	0	0	0	0	XXX	0	0	0

ANNUAL STATEMENT FOR THE YEAR 2017 OF THE Aetna Better Health Inc. (an Ohio corporation)

SUPPLEMENTAL EXHIBITS AND SCHEDULES INTERROGATORIES

The following supplemental reports are required to be filed as part of your statement filing unless specifically waived by the domiciliary state. However, in the event that your domiciliary state waives the filing requirement, your response of WAIVED to the specific interrogatory will be accepted in lieu of filing a "NONE" report and a bar code will be printed below. If the supplement is required of your company but is not being filed for whatever reason enter SEE EXPLANATION and provide an explanation following the interrogatory questions.










		Responses
MARCH FILING		
1.	Will the Supplemental Compensation Exhibit be filed with the state of domicile by March 1?	YES
2.	Will an actuarial opinion be filed by March 1?	YES
3.	Will the confidential Risk-based Capital Report be filed with the NAIC by March 1?.....	YES
4.	Will the confidential Risk-based Capital Report be filed with the state of domicile, if required, by March 1?.....	YES
APRIL FILING		
5.	Will Management's Discussion and Analysis be filed by April 1?	YES
6.	Will the Supplemental Investment Risks Interrogatories be filed by April 1?	YES
7.	Will the Accident and Health Policy Experience Exhibit be filed by April 1?	YES
JUNE FILING		
8.	Will an audited financial report be filed by June 1?	YES
9.	Will Accountant's Letter of Qualifications be filed with the state of domicile and electronically with the NAIC by June 1?	YES

AUGUST FILING		
10.	Will the regulator-only (non-public) Communication of Internal Control Related Matters Noted in Audit be filed with the state of domicile and electronically with the NAIC (as a regulator-only non-public document) by August 1?	YES

The following supplemental reports are required to be filed as part of your annual statement filing. However, in the event that your company does not transact the type of business for which the special report must be filed, your response of NO to the specific interrogatory will be accepted in lieu of filing a "NONE" report and a bar code will be printed below. If the supplement is required of your company but is not being filed for whatever reason enter SEE EXPLANATION and provide an explanation following the interrogatory questions.

MARCH FILING		
11.	Will the Medicare Supplement Insurance Experience Exhibit be filed with the state of domicile and the NAIC by March 1?	NO
12.	Will the Supplemental Life data due March 1 be filed with the state of domicile and the NAIC?	NO
13.	Will Schedule SIS (Stockholder Information Supplement) be filed with the state of domicile by March 1?.....	NO
14.	Will the actuarial opinion on participating and non-participating policies as required in Interrogatories 1 and 2 on Exhibit 5 to Life Supplement be filed with the state of domicile and electronically with the NAIC by March 1?.....	NO
15.	Will the actuarial opinion on non-guaranteed elements as required in Interrogatory 3 to Exhibit 5 to Life Supplement be filed with the state of domicile and electronically with the NAIC by March 1?.....	NO
16.	Will the Medicare Part D Coverage Supplement be filed with the state of domicile and the NAIC by March 1?.....	NO
17.	Will an approval from the reporting entity's state of domicile for relief related to the five-year rotation requirement for lead audit partner be filed electronically with the NAIC by March 1?	NO
18.	Will an approval from the reporting entity's state of domicile for relief related to the one-year cooling off period for independent CPA be filed electronically with the NAIC by March 1?	NO
19.	Will an approval from the reporting entity's state of domicile for relief related to the Requirements for Audit Committees be filed electronically with the NAIC by March 1?.....	NO
APRIL FILING		
20.	Will the Long-Term Care Experience Reporting Forms be filed with the state of domicile and the NAIC by April 1?	NO
21.	Will the Supplemental Life data due April 1 be filed with the state of domicile and the NAIC?	NO
22.	Will the Supplemental Health Care Exhibit (Parts 1, 2 and 3) be filed with the state of domicile and the NAIC by April 1?	NO
23.	Will the regulator only (non-public) Supplemental Health Care Exhibit's Expense Allocation Report be filed with the state of domicile and the NAIC by April 1?	NO
AUGUST FILING		
24.	Will Management's Report of Internal Control Over Financial Reporting be filed with the state of domicile by August 1?	NO
Explanations:		
11.	The data for this supplement is not required to be filed.	
12.	The data for this supplement is not required to be filed.	
13.	The data for this supplement is not required to be filed.	
14.	The data for this supplement is not required to be filed.	
15.	The data for this supplement is not required to be filed.	
16.	The data for this supplement is not required to be filed.	
17.	The data for this supplement is not required to be filed.	
18.	The data for this supplement is not required to be filed.	
19.	The data for this supplement is not required to be filed.	
20.	The data for this supplement is not required to be filed.	
21.	The data for this supplement is not required to be filed.	
22.	The data for this supplement is not required to be filed.	
23.	The data for this supplement is not required to be filed.	
24.	The data for this supplement is not required to be filed.	

Bar Codes:

11.	Medicare Supplement Insurance Experience Exhibit [Document Identifier 360]	
12.	Life Supplement [Document Identifier 205]	
13.	SIS Stockholder Information Supplement [Document Identifier 420]	
14.	Participating Opinion for Exhibit 5 [Document Identifier 371]	
15.	Non-Guaranteed Opinion for Exhibit 5 [Document Identifier 370]	
16.	Medicare Part D Coverage Supplement [Document Identifier 365]	
17.	Relief from the five-year rotation requirement for lead audit partner [Document Identifier 224]	
18.	Relief from the one-year cooling off period for independent CPA [Document Identifier 225]	
19.	Relief from the Requirements for Audit Committees [Document Identifier 226]	

ANNUAL STATEMENT FOR THE YEAR 2017 OF THE Aetna Better Health Inc. (an Ohio corporation)

SUPPLEMENTAL EXHIBITS AND SCHEDULES INTERROGATORIES

20. Long-Term Care Experience Reporting Forms [Document Identifier 306]



21. Life Supplement [Document Identifier 211]



22. Supplemental Health Care Exhibit (Parts 1, 2 and 3) [Document Identifier 216]



23. Supplemental Health Care Exhibit's Expense Allocation Report
[Document Identifier 217]



24. Management's Report of Internal Control Over Financial Reporting
[Document Identifier 223]



ALPHABETICAL INDEX

ANNUAL STATEMENT BLANK

Analysis of Operations By Lines of Business 7

Assets 2

Cash Flow 6

Exhibit 1 - Enrollment By Product Type for Health Business Only 17

Exhibit 2 - Accident and Health Premiums Due and Unpaid 18

Exhibit 3 - Health Care Receivables 19

Exhibit 3A - Analysis of Health Care Receivables Collected and Accrued 20

Exhibit 4 - Claims Unpaid and Incentive Pool, Withhold and Bonus 21

Exhibit 5 - Amounts Due From Parent, Subsidiaries and Affiliates 22

Exhibit 6 - Amounts Due To Parent, Subsidiaries and Affiliates 23

Exhibit 7 - Part 1 - Summary of Transactions With Providers 24

Exhibit 7 - Part 2 - Summary of Transactions With Intermediaries 24

Exhibit 8 - Furniture, Equipment and Supplies Owned 25

Exhibit of Capital Gains (Losses) 15

Exhibit of Net Investment Income 15

Exhibit of Nonadmitted Assets 16

Exhibit of Premiums, Enrollment and Utilization (State Page) 30

Five-Year Historical Data 29

General Interrogatories 27

Jurat Page 1

Liabilities, Capital and Surplus 3

Notes To Financial Statements 26

Overflow Page For Write-ins 44

Schedule A - Part 1 E01

Schedule A - Part 2 E02

Schedule A - Part 3 E03

Schedule A - Verification Between Years SI02

Schedule B - Part 1 E04

Schedule B - Part 2 E05

Schedule B - Part 3 E06

Schedule B - Verification Between Years SI02

Schedule BA - Part 1 E07

Schedule BA - Part 2 E08

Schedule BA - Part 3 E09

Schedule BA - Verification Between Years SI03

Schedule D - Part 1 E10

Schedule D - Part 1A - Section 1 SI05

Schedule D - Part 1A - Section 2 SI08

Schedule D - Part 2 - Section 1 E11

Schedule D - Part 2 - Section 2 E12

Schedule D - Part 3 E13

Schedule D - Part 4 E14

Schedule D - Part 5 E15

Schedule D - Part 6 - Section 1 E16

Schedule D - Part 6 - Section 2 E16

Schedule D - Summary By Country SI04

Schedule D - Verification Between Years SI03

Schedule DA - Part 1 E17

Schedule DA - Verification Between Years SI10

Schedule DB - Part A - Section 1 E18

Schedule DB - Part A - Section 2 E19

Schedule DB - Part A - Verification Between Years SI11

Schedule DB - Part B - Section 1 E20

Schedule DB - Part B - Section 2 E21

Schedule DB - Part B - Verification Between Years SI11

Schedule DB - Part C - Section 1 SI12

Schedule DB - Part C - Section 2 SI13

Schedule DB - Part D - Section 1 E22

Schedule DB - Part D - Section 2 E23

Schedule DB - Verification SI14

Schedule DL - Part 1 E24

Schedule DL - Part 2 E25

Schedule E - Part 1 - Cash E26

Schedule E - Part 2 - Cash Equivalents E27

Schedule E - Part 3 - Special Deposits E28

Schedule E - Verification Between Years SI15

ANNUAL STATEMENT BLANK (Continued)

Schedule S - Part 1 - Section 2	31
Schedule S - Part 2	32
Schedule S - Part 3 - Section 2	33
Schedule S - Part 4	34
Schedule S - Part 5	35
Schedule S - Part 6.....	36
Schedule S - Part 7.....	37
Schedule T - Part 2 - Interstate Compact	39
Schedule T - Premiums and Other Considerations	38
Schedule Y - Information Concerning Activities of Insurer Members of a Holding Company Group	40
Schedule Y - Part 1A - Detail of Insurance Holding Company System	41
Schedule Y - Part 2 - Summary of Insurer's Transactions With Any Affiliates	42
Statement of Revenue and Expenses	4
Summary Investment Schedule	SI01
Supplemental Exhibits and Schedules Interrogatories	43
Underwriting and Investment Exhibit - Part 1	8
Underwriting and Investment Exhibit - Part 2	9
Underwriting and Investment Exhibit - Part 2A	10
Underwriting and Investment Exhibit - Part 2B	11
Underwriting and Investment Exhibit - Part 2C	12
Underwriting and Investment Exhibit - Part 2D	13
Underwriting and Investment Exhibit - Part 3	14