



PROPERTY AND CASUALTY COMPANIES - ASSOCIATION EDITION

ANNUAL STATEMENT  
FOR THE YEAR ENDED DECEMBER 31, 2017  
OF THE CONDITION AND AFFAIRS OF THE

United Ohio Insurance Company

NAIC Group Code	0963 (Current)	0963 (Prior)	NAIC Company Code	13072	Employer's ID Number	34-1008736
Organized under the Laws of	Ohio			State of Domicile or Port of Entry		OH
Country of Domicile	United States of America					
Incorporated/Organized	12/01/1966			Commenced Business 03/01/1967		
Statutory Home Office	1725 Hopley Avenue (Street and Number)			Bucyrus , OH, US 44820-0111 (City or Town, State, Country and Zip Code)		
Main Administrative Office	1725 Hopley Avenue (Street and Number)			Bucyrus , OH, US 44820-0111 (City or Town, State, Country and Zip Code)		
	1725 Hopley Avenue (Street and Number)			419-562-3011 (Area Code) (Telephone Number)		
Mail Address	1725 Hopley Avenue (Street and Number or P.O. Box)			Bucyrus , OH, US 44820-0111 (City or Town, State, Country and Zip Code)		
Primary Location of Books and Records	1725 Hopley Avenue (Street and Number)			419-562-3011 (Area Code) (Telephone Number)		
Internet Website Address	www.omig.com					
Statutory Statement Contact	Charles Elmer Easum Mr. (Name)			419-563-0810 (Area Code) (Telephone Number)		
	ceasum@omig.com (E-mail Address)			877-753-0580 (FAX Number)		

OFFICERS

President	Mark Clarence Russell, Mr.	Secretary	David Anthony Siebenburgen, Mr.
Treasurer	David Gary Hendrix, Mr.		

OTHER

Todd Emery Albert, Mr., Vice President Information Systems	Howard Lowell Barber, Mr., Vice President Sales	Michael Alexander Brogan, Mr., Vice President Claims
Chad Philip Combs, Mr., Vice President Personal Lines Underwriting	John Richard DeLucia, Mr. #, Vice President Claims Operations	David Alan Grove, Mr., Vice President Product Management
Gary Thomas Johnson, Mr., Vice President Commercial Lines Underwriting	Susan Elizabeth Kent, Mrs., Vice President Business Analytics	Marcella Slone Smith, Mrs., Vice President Human Resources

DIRECTORS OR TRUSTEES

Karen Riley Haeffling, Mrs. #	Albert Michael Heister, Mr.	Susan Porter, Mrs.
John Redon Purse, Mr.	Mark Clarence Russell, Mr.	David Anthony Siebenburgen, Mr.
Randy Lee Walker, Mr.	Thomas Eugene Woolley, Mr.	

State of Ohio      SS:  
County of Crawford

The officers of this reporting entity being duly sworn, each depose and say that they are the described officers of said reporting entity, and that on the reporting period stated above, all of the herein described assets were the absolute property of the said reporting entity, free and clear from any liens or claims thereon, except as herein stated, and that this statement, together with related exhibits, schedules and explanations therein contained, annexed or referred to, is a full and true statement of all the assets and liabilities and of the condition and affairs of the said reporting entity as of the reporting period stated above, and of its income and deductions therefrom for the period ended, and have been completed in accordance with the NAIC Annual Statement Instructions and Accounting Practices and Procedures manual except to the extent that: (1) state law may differ; or, (2) that state rules or regulations require differences in reporting not related to accounting practices and procedures, according to the best of their information, knowledge and belief, respectively. Furthermore, the scope of this attestation by the described officers also includes the related corresponding electronic filing with the NAIC, when required, that is an exact copy (except for formatting differences due to electronic filing) of the enclosed statement. The electronic filing may be requested by various regulators in lieu of or in addition to the enclosed statement.

Mark Clarence Russell President and CEO	David Gary Hendrix Treasurer and CFO	Michael Alexander Brogan Assistant Secretary
a. Is this an original filing? ..... Yes [ X ] No [ ]		
b. If no,		
1. State the amendment number.....		
2. Date filed .....		
3. Number of pages attached.....		

Subscribed and sworn to before me this \_\_\_\_\_ day of \_\_\_\_\_



ANNUAL STATEMENT FOR THE YEAR 2017 OF THE United Ohio Insurance Company

EXHIBIT OF PREMIUMS AND LOSSES (Statutory Page 14)

NAIC Group Code 0963 BUSINESS IN THE STATE OF Connecticut DURING THE YEAR 2017 NAIC Company Code 13072

Line of Business	Gross Premiums, Including Policy and Membership Fees, Less Return Premiums and Premiums on Policies not Taken		3  Dividends Paid or Credited to Policyholders on Direct Business	4  Direct Unearned Premium Reserves	5  Direct Losses Paid (deducting salvage)	6  Direct Losses Incurred	7  Direct Losses Unpaid	8  Direct Defense and Cost Containment Expense Paid	9  Direct Defense and Cost Containment Expense Incurred	10  Direct Defense and Cost Containment Expense Unpaid	11  Commissions and Brokerage Expenses	12  Taxes, Licenses and Fees
	1  Direct Premiums Written	2  Direct Premiums Earned										
1. Fire .....	9,107	8,576		3,146		(56)	101		(1)	7	1,868	131
2.1 Allied lines .....	19,042	18,418		6,395		11,083	11,708				3,909	274
2.2 Multiple peril crop .....												
2.3 Federal flood .....												
2.4 Private crop .....												
2.5 Private flood .....												
3. Farmowners multiple peril .....												
4. Homeowners multiple peril .....												
5.1 Commercial multiple peril (non-liability portion) .....	1,163,819	1,186,747		561,296	418,632	498,061	380,545	20,140	48,699	146,540	239,708	16,735
5.2 Commercial multiple peril (liability portion) .....	1,842,345	1,841,094		913,088	754,588	1,282,890	2,101,909	583,811	839,665	965,613	378,988	26,492
6. Mortgage guaranty .....												
8. Ocean marine .....												
9. Inland marine .....	(1,383)	1,389		467		(72)	5		(5)	1	(250)	(20)
10. Financial guaranty .....												
11. Medical professional liability .....												
12. Earthquake .....												
13. Group accident and health (b) .....												
14. Credit accident and health (group and individual) .....												
15.1 Collectively renewable accident and health (b) .....												
15.2 Non-cancelable accident and health(b) .....												
15.3 Guaranteed renewable accident and health(b) .....												
15.4 Non-renewable for stated reasons only (b) .....												
15.5 Other accident only .....												
15.6 Medicare Title XVIII exempt from state taxes or fees .....												
15.7 All other accident and health (b) .....												
15.8 Federal employees health benefits plan premium (b) .....												
16. Workers' compensation .....												
17.1 Other Liability - occurrence .....	268,423	282,056		121,972		63,801	241,797		(5,224)	25,446	42,189	3,860
17.2 Other Liability - claims made .....												
17.3 Excess workers' compensation .....												
18. Products liability .....	2,158	2,420		1,014		(21)	4			6	448	31
19.1 Private passenger auto no-fault (personal injury protection) .....												
19.2 Other private passenger auto liability .....	3,303,588	2,167,619		1,821,988	717,753	1,970,386	1,844,844	2,124	102,980	155,456	455,004	47,504
19.3 Commercial auto no-fault (personal injury protection) .....												
19.4 Other commercial auto liability .....	3,095,547	3,107,021		1,594,418	3,152,592	2,894,144	5,098,563	493,366	486,323	692,466	473,144	44,512
21.1 Private passenger auto physical damage .....	2,219,390	1,424,213		1,228,790	921,480	1,011,803	152,708	2,184	3,084	1,955	309,607	31,913
21.2 Commercial auto physical damage .....	919,990	914,380		463,540	562,670	528,274	81,045	19,650	19,702	6,234	140,448	13,229
22. Aircraft (all perils) .....												
23. Fidelity .....												
24. Surety .....												
26. Burglary and theft .....												
27. Boiler and machinery .....												
28. Credit .....												
30. Warranty .....												
34. Aggregate write-ins for other lines of business .....												
35. TOTALS (a) .....	12,842,026	10,953,932		6,716,114	6,527,715	8,260,293	9,913,230	1,121,275	1,495,222	1,993,723	2,045,063	184,660
DETAILS OF WRITE-INS												
3401. ....												
3402. ....												
3403. ....												
3498. Summary of remaining write-ins for Line 34 from overflow page .....												
3499. Totals (Lines 3401 thru 3403 plus 3498)(Line 34 above) .....												

(a) Finance and service charges not included in Lines 1 to 35 \$ 139,705  
(b) For health business on indicated lines report: Number of persons insured under PPO managed care products and number of persons insured under indemnity only products .



ANNUAL STATEMENT FOR THE YEAR 2017 OF THE United Ohio Insurance Company

EXHIBIT OF PREMIUMS AND LOSSES (Statutory Page 14)

NAIC Group Code 0963 BUSINESS IN THE STATE OF Indiana DURING THE YEAR 2017 NAIC Company Code 13072

			Gross Premiums, Including Policy and Membership Fees, Less Return Premiums and Premiums on Policies not Taken	3	4	5	6	7	8	9	10	11	12	
Line of Business			1 Direct Premiums Written	2 Direct Premiums Earned	Dividends Paid or Credited to Policyholders on Direct Business	Direct Unearned Premium Reserves	Direct Losses Paid (deducting salvage)	Direct Losses Incurred	Direct Losses Unpaid	Direct Defense and Cost Containment Expense Paid	Direct Defense and Cost Containment Expense Incurred	Direct Defense and Cost Containment Expense Unpaid	Commissions and Brokerage Expenses	Taxes, Licenses and Fees
1.	Fire .....		21,824	18,902		14,005		(107)	281			20	4,525	314
2.1	Allied lines .....		11,408	11,131		8,134		61	530				2,387	164
2.2	Multiple peril crop .....													
2.3	Federal flood .....													
2.4	Private crop .....													
2.5	Private flood .....													
3.	Farmowners multiple peril .....													
4.	Homeowners multiple peril .....													
5.1	Commercial multiple peril (non-liability portion) .....		17,522	19,815		6,280	16,967	16,196	2,588	290	(111)	875	3,551	252
5.2	Commercial multiple peril (liability portion) .....		10,327	11,558		4,705		24,761	26,963	5,694	17,750	12,891	1,896	148
6.	Mortgage guaranty .....													
8.	Ocean marine .....													
9.	Inland marine .....													
10.	Financial guaranty .....													
11.	Medical professional liability .....													
12.	Earthquake .....													
13.	Group accident and health (b) .....													
14.	Credit accident and health (group and individual) .....													
15.1	Collectively renewable accident and health (b) .....													
15.2	Non-cancelable accident and health(b) .....													
15.3	Guaranteed renewable accident and health(b) .....													
15.4	Non-renewable for stated reasons only (b) .....													
15.5	Other accident only .....													
15.6	Medicare Title XVIII exempt from state taxes or fees .....													
15.7	All other accident and health (b) .....													
15.8	Federal employees health benefits plan premium (b) .....													
16.	Workers' compensation .....													
17.1	Other Liability - occurrence .....		700	700		394		222	630		(4)	66	120	10
17.2	Other Liability - claims made .....													
17.3	Excess workers' compensation .....													
18.	Products liability .....													
19.1	Private passenger auto no-fault (personal injury protection) .....													
19.2	Other private passenger auto liability .....													
19.3	Commercial auto no-fault (personal injury protection) .....													
19.4	Other commercial auto liability .....		17,264	21,382		3,226	5,728	2,957	5,763		(339)	744	2,718	248
21.1	Private passenger auto physical damage .....													
21.2	Commercial auto physical damage .....		6,029	7,172		1,221	446	232	211		(8)	15	963	87
22.	Aircraft (all perils) .....													
23.	Fidelity .....													
24.	Surety .....													
26.	Burglary and theft .....													
27.	Boiler and machinery .....													
28.	Credit .....													
30.	Warranty .....													
34.	Aggregate write-ins for other lines of business .....													
35.	TOTALS (a) .....		85,074	90,659		37,965	23,141	44,321	36,967	5,984	17,289	14,612	16,160	1,223
DETAILS OF WRITE-INS														
3401.	.....													
3402.	.....													
3403.	.....													
3498.	Summary of remaining write-ins for Line 34 from overflow page .....													
3499.	Totals (Lines 3401 thru 3403 plus 3498)(Line 34 above) .....													

(a) Finance and service charges not included in Lines 1 to 35 \$ .....615  
(b) For health business on indicated lines report: Number of persons insured under PPO managed care products ..... and number of persons insured under indemnity only products .....



ANNUAL STATEMENT FOR THE YEAR 2017 OF THE United Ohio Insurance Company

EXHIBIT OF PREMIUMS AND LOSSES (Statutory Page 14)

NAIC Group Code 0963 BUSINESS IN THE STATE OF Iowa DURING THE YEAR 2017 NAIC Company Code 13072

Line of Business	Gross Premiums, Including Policy and Membership Fees, Less Return Premiums and Premiums on Policies not Taken		3 Dividends Paid or Credited to Policyholders on Direct Business	4 Direct Unearned Premium Reserves	5 Direct Losses Paid (deducting salvage)	6 Direct Losses Incurred	7 Direct Losses Unpaid	8 Direct Defense and Cost Containment Expense Paid	9 Direct Defense and Cost Containment Expense Incurred	10 Direct Defense and Cost Containment Expense Unpaid	11 Commissions and Brokerage Expenses	12 Taxes, Licenses and Fees
	1 Direct Premiums Written	2 Direct Premiums Earned										
1. Fire .....												
2.1 Allied lines .....												
2.2 Multiple peril crop .....												
2.3 Federal flood .....												
2.4. Private crop .....												
2.5 Private flood .....												
3. Farmowners multiple peril .....												
4. Homeowners multiple peril .....												
5.1 Commercial multiple peril (non-liability portion) .....												
5.2 Commercial multiple peril (liability portion) .....												
6. Mortgage guaranty .....												
8. Ocean marine .....												
9. Inland marine .....												
10. Financial guaranty .....												
11. Medical professional liability .....												
12. Earthquake .....												
13. Group accident and health (b) .....												
14. Credit accident and health (group and individual) .....												
15.1 Collectively renewable accident and health (b).....												
15.2 Non-cancelable accident and health(b) .....												
15.3 Guaranteed renewable accident and health(b) .....												
15.4 Non-renewable for stated reasons only (b) .....												
15.5 Other accident only .....												
15.6 Medicare Title XVIII exempt from state taxes or fees .....												
15.7 All other accident and health (b) .....												
15.8 Federal employees health benefits plan premium (b) .....												
16. Workers' compensation .....												
17.1 Other Liability - occurrence .....												
17.2 Other Liability - claims made .....												
17.3 Excess workers' compensation .....												
18. Products liability .....												
19.1 Private passenger auto no-fault (personal injury protection) .....												
19.2 Other private passenger auto liability .....												
19.3 Commercial auto no-fault (personal injury protection) .....												
19.4 Other commercial auto liability .....												
21.1 Private passenger auto physical damage .....												
21.2 Commercial auto physical damage .....												
22. Aircraft (all perils) .....												
23. Fidelity .....												
24. Surety .....												
26. Burglary and theft .....												
27. Boiler and machinery .....												
28. Credit .....												
30. Warranty .....												
34. Aggregate write-ins for other lines of business .....												
35. TOTALS (a) .....												
DETAILS OF WRITE-INS												
3401. ....												
3402. ....												
3403. ....												
3498. Summary of remaining write-ins for Line 34 from overflow page .....												
3499. Totals (Lines 3401 thru 3403 plus 3498)(Line 34 above) .....												

(a) Finance and service charges not included in Lines 1 to 35 \$ .....  
(b) For health business on indicated lines report: Number of persons insured under PPO managed care products ..... and number of persons insured under indemnity only products .....



ANNUAL STATEMENT FOR THE YEAR 2017 OF THE United Ohio Insurance Company

EXHIBIT OF PREMIUMS AND LOSSES (Statutory Page 14)

NAIC Group Code 0963 BUSINESS IN THE STATE OF Kansas DURING THE YEAR 2017 NAIC Company Code 13072

Line of Business		Gross Premiums, Including Policy and Membership Fees, Less Return Premiums and Premiums on Policies not Taken		3 Dividends Paid or Credited to Policyholders on Direct Business	4 Direct Unearned Premium Reserves	5 Direct Losses Paid (deducting salvage)	6 Direct Losses Incurred	7 Direct Losses Unpaid	8 Direct Defense and Cost Containment Expense Paid	9 Direct Defense and Cost Containment Expense Incurred	10 Direct Defense and Cost Containment Expense Unpaid	11 Commissions and Brokerage Expenses	12 Taxes, Licenses and Fees
		1 Direct Premiums Written	2 Direct Premiums Earned										
1.	Fire .....												
2.1	Allied lines .....												
2.2	Multiple peril crop .....												
2.3	Federal flood .....												
2.4	Private crop .....												
2.5	Private flood .....												
3.	Farmowners multiple peril .....												
4.	Homeowners multiple peril .....												
5.1	Commercial multiple peril (non-liability portion) .....												
5.2	Commercial multiple peril (liability portion) .....												
6.	Mortgage guaranty .....												
8.	Ocean marine .....												
9.	Inland marine .....												
10.	Financial guaranty .....												
11.	Medical professional liability .....												
12.	Earthquake .....												
13.	Group accident and health (b) .....												
14.	Credit accident and health (group and individual) .....												
15.1	Collectively renewable accident and health (b) .....												
15.2	Non-cancelable accident and health(b) .....												
15.3	Guaranteed renewable accident and health(b) .....												
15.4	Non-renewable for stated reasons only (b) .....												
15.5	Other accident only .....												
15.6	Medicare Title XVIII exempt from state taxes or fees .....												
15.7	All other accident and health (b) .....												
15.8	Federal employees health benefits plan premium (b) .....												
16.	Workers' compensation .....												
17.1	Other Liability - occurrence .....												
17.2	Other Liability - claims made .....												
17.3	Excess workers' compensation .....												
18.	Products liability .....												
19.1	Private passenger auto no-fault (personal injury protection) .....												
19.2	Other private passenger auto liability .....												
19.3	Commercial auto no-fault (personal injury protection) .....												
19.4	Other commercial auto liability .....												
21.1	Private passenger auto physical damage .....												
21.2	Commercial auto physical damage .....												
22.	Aircraft (all perils) .....												
23.	Fidelity .....												
24.	Surety .....												
26.	Burglary and theft .....												
27.	Boiler and machinery .....												
28.	Credit .....												
30.	Warranty .....												
34.	Aggregate write-ins for other lines of business .....												
35.	TOTALS (a) .....												
DETAILS OF WRITE-INS													
3401.	.....												
3402.	.....												
3403.	.....												
3498.	Summary of remaining write-ins for Line 34 from overflow page .....												
3499.	Totals (Lines 3401 thru 3403 plus 3498)(Line 34 above) .....												

(a) Finance and service charges not included in Lines 1 to 35 \$ .....  
(b) For health business on indicated lines report: Number of persons insured under PPO managed care products ..... and number of persons insured under indemnity only products .....



ANNUAL STATEMENT FOR THE YEAR 2017 OF THE United Ohio Insurance Company

EXHIBIT OF PREMIUMS AND LOSSES (Statutory Page 14)

NAIC Group Code 0963 BUSINESS IN THE STATE OF Maine DURING THE YEAR 2017 NAIC Company Code 13072

Line of Business	Gross Premiums, Including Policy and Membership Fees, Less Return Premiums and Premiums on Policies not Taken		3 Dividends Paid or Credited to Policyholders on Direct Business	4 Direct Unearned Premium Reserves	5 Direct Losses Paid (deducting salvage)	6 Direct Losses Incurred	7 Direct Losses Unpaid	8 Direct Defense and Cost Containment Expense Paid	9 Direct Defense and Cost Containment Expense Incurred	10 Direct Defense and Cost Containment Expense Unpaid	11 Commissions and Brokerage Expenses	12 Taxes, Licenses and Fees
	1 Direct Premiums Written	2 Direct Premiums Earned										
1. Fire .....	21,645	23,369		12,760		(231)	237		(7)	17	4,757	311
2.1 Allied lines .....	11,244	11,667		6,360		(19)	410				2,456	162
2.2 Multiple peril crop .....												
2.3 Federal flood .....												
2.4 Private crop .....												
2.5 Private flood .....												
3. Farmowners multiple peril .....												
4. Homeowners multiple peril .....												
5.1 Commercial multiple peril (non-liability portion) .....	963,029	955,887		488,160	235,186	188,635	245,860	24,387	(9,479)	87,609	209,916	13,848
5.2 Commercial multiple peril (liability portion) .....	877,358	855,515		450,411	204,644	141,521	234,756	76,691	35,627	85,300	189,474	12,616
6. Mortgage guaranty .....												
8. Ocean marine .....												
9. Inland marine .....	161,793	167,110		88,094	47,634	46,517	1,639	4,725	4,711	189	35,462	2,326
10. Financial guaranty .....												
11. Medical professional liability .....												
12. Earthquake .....												
13. Group accident and health (b) .....												
14. Credit accident and health (group and individual) .....												
15.1 Collectively renewable accident and health (b) .....												
15.2 Non-cancelable accident and health(b) .....												
15.3 Guaranteed renewable accident and health(b) .....												
15.4 Non-renewable for stated reasons only (b) .....												
15.5 Other accident only .....												
15.6 Medicare Title XVIII exempt from state taxes or fees .....												
15.7 All other accident and health (b) .....												
15.8 Federal employees health benefits plan premium (b) .....												
16. Workers' compensation .....												
17.1 Other Liability - occurrence .....	78,155	73,108		37,271		31,768	70,626		737	7,432	15,316	1,124
17.2 Other Liability - claims made .....												
17.3 Excess workers' compensation .....												
18. Products liability .....	13,374	13,205		6,943		(91)	27		10	37	2,880	192
19.1 Private passenger auto no-fault (personal injury protection) .....												
19.2 Other private passenger auto liability .....	2,051,055	1,660,482		1,051,997	1,053,769	1,694,925	1,317,678	11,178	60,812	112,083	258,919	29,493
19.3 Commercial auto no-fault (personal injury protection) .....												
19.4 Other commercial auto liability .....	837,124	761,449		461,135	229,408	328,739	1,543,060	14,679	44,443	153,229	133,654	12,037
21.1 Private passenger auto physical damage .....	1,704,881	1,405,438		858,268	994,964	1,044,603	151,681	2,272	2,499	1,954	219,154	24,515
21.2 Commercial auto physical damage .....	250,905	222,663		137,396	287,298	219,670	21,909	31,351	27,868	580	39,464	3,608
22. Aircraft (all perils) .....												
23. Fidelity .....												
24. Surety .....												
26. Burglary and theft .....												
27. Boiler and machinery .....												
28. Credit .....												
30. Warranty .....												
34. Aggregate write-ins for other lines of business .....												
35. TOTALS (a) .....	6,970,563	6,149,895		3,598,796	3,052,904	3,696,037	3,587,884	165,282	167,220	448,429	1,111,450	100,232
DETAILS OF WRITE-INS												
3401. ....												
3402. ....												
3403. ....												
3498. Summary of remaining write-ins for Line 34 from overflow page .....												
3499. Totals (Lines 3401 thru 3403 plus 3498)(Line 34 above) .....												

(a) Finance and service charges not included in Lines 1 to 35 \$ .....111,963  
(b) For health business on indicated lines report: Number of persons insured under PPO managed care products ..... and number of persons insured under indemnity only products .....



ANNUAL STATEMENT FOR THE YEAR 2017 OF THE United Ohio Insurance Company

EXHIBIT OF PREMIUMS AND LOSSES (Statutory Page 14)

NAIC Group Code 0963 BUSINESS IN THE STATE OF Massachusetts DURING THE YEAR 2017 NAIC Company Code 13072

Line of Business	Gross Premiums, Including Policy and Membership Fees, Less Return Premiums and Premiums on Policies not Taken		3 Dividends Paid or Credited to Policyholders on Direct Business	4 Direct Unearned Premium Reserves	5 Direct Losses Paid (deducting salvage)	6 Direct Losses Incurred	7 Direct Losses Unpaid	8 Direct Defense and Cost Containment Expense Paid	9 Direct Defense and Cost Containment Expense Incurred	10 Direct Defense and Cost Containment Expense Unpaid	11 Commissions and Brokerage Expenses	12 Taxes, Licenses and Fees
	1 Direct Premiums Written	2 Direct Premiums Earned										
1. Fire .....												
2.1 Allied lines .....												
2.2 Multiple peril crop .....												
2.3 Federal flood .....												
2.4. Private crop .....												
2.5 Private flood .....												
3. Farmowners multiple peril .....												
4. Homeowners multiple peril .....												
5.1 Commercial multiple peril (non-liability portion) .....												
5.2 Commercial multiple peril (liability portion) .....												
6. Mortgage guaranty .....												
8. Ocean marine .....												
9. Inland marine .....												
10. Financial guaranty .....												
11. Medical professional liability .....												
12. Earthquake .....												
13. Group accident and health (b) .....												
14. Credit accident and health (group and individual) .....												
15.1 Collectively renewable accident and health (b).....												
15.2 Non-cancelable accident and health(b) .....												
15.3 Guaranteed renewable accident and health(b) .....												
15.4 Non-renewable for stated reasons only (b) .....												
15.5 Other accident only .....												
15.6 Medicare Title XVIII exempt from state taxes or fees.....												
15.7 All other accident and health (b) .....												
15.8 Federal employees health benefits plan premium (b) .....												
16. Workers' compensation .....												
17.1 Other Liability - occurrence .....												
17.2 Other Liability - claims made .....												
17.3 Excess workers' compensation .....												
18. Products liability .....												
19.1 Private passenger auto no-fault (personal injury protection) .....												
19.2 Other private passenger auto liability .....												
19.3 Commercial auto no-fault (personal injury protection) .....												
19.4 Other commercial auto liability .....												
21.1 Private passenger auto physical damage .....												
21.2 Commercial auto physical damage .....												
22. Aircraft (all perils) .....												
23. Fidelity .....												
24. Surety .....												
26. Burglary and theft .....												
27. Boiler and machinery .....												
28. Credit .....												
30. Warranty .....												
34. Aggregate write-ins for other lines of business .....												
35. TOTALS (a) .....												
DETAILS OF WRITE-INS												
3401. ....												
3402. ....												
3403. ....												
3498. Summary of remaining write-ins for Line 34 from overflow page .....												
3499. Totals (Lines 3401 thru 3403 plus 3498)(Line 34 above) .....												

(a) Finance and service charges not included in Lines 1 to 35 \$ .....  
(b) For health business on indicated lines report: Number of persons insured under PPO managed care products ..... and number of persons insured under indemnity only products .....



ANNUAL STATEMENT FOR THE YEAR 2017 OF THE United Ohio Insurance Company

EXHIBIT OF PREMIUMS AND LOSSES (Statutory Page 14)

NAIC Group Code 0963 BUSINESS IN THE STATE OF Minnesota DURING THE YEAR 2017 NAIC Company Code 13072

Line of Business		Gross Premiums, Including Policy and Membership Fees, Less Return Premiums and Premiums on Policies not Taken		3	4	5	6	7	8	9	10	11	12
		1 Direct Premiums Written	2 Direct Premiums Earned	Dividends Paid or Credited to Policyholders on Direct Business	Direct Unearned Premium Reserves	Direct Losses Paid (deducting salvage)	Direct Losses Incurred	Direct Losses Unpaid	Direct Defense and Cost Containment Expense Paid	Direct Defense and Cost Containment Expense Incurred	Direct Defense and Cost Containment Expense Unpaid	Commissions and Brokerage Expenses	Taxes, Licenses and Fees
1.	Fire .....												
2.1	Allied lines .....												
2.2	Multiple peril crop .....												
2.3	Federal flood .....												
2.4	Private crop .....												
2.5	Private flood .....												
3.	Farmowners multiple peril .....												
4.	Homeowners multiple peril .....												
5.1	Commercial multiple peril (non-liability portion) .....												
5.2	Commercial multiple peril (liability portion) .....												
6.	Mortgage guaranty .....												
8.	Ocean marine .....												
9.	Inland marine .....												
10.	Financial guaranty .....												
11.	Medical professional liability .....												
12.	Earthquake .....												
13.	Group accident and health (b) .....												
14.	Credit accident and health (group and individual) .....												
15.1	Collectively renewable accident and health (b) .....												
15.2	Non-cancelable accident and health(b) .....												
15.3	Guaranteed renewable accident and health(b) .....												
15.4	Non-renewable for stated reasons only (b) .....												
15.5	Other accident only .....												
15.6	Medicare Title XVIII exempt from state taxes or fees .....												
15.7	All other accident and health (b) .....												
15.8	Federal employees health benefits plan premium (b) .....												
16.	Workers' compensation .....												
17.1	Other Liability - occurrence .....												
17.2	Other Liability - claims made .....												
17.3	Excess workers' compensation .....												
18.	Products liability .....												
19.1	Private passenger auto no-fault (personal injury protection) .....												
19.2	Other private passenger auto liability .....												
19.3	Commercial auto no-fault (personal injury protection) .....												
19.4	Other commercial auto liability .....												
21.1	Private passenger auto physical damage .....												
21.2	Commercial auto physical damage .....												
22.	Aircraft (all perils) .....												
23.	Fidelity .....												
24.	Surety .....												
26.	Burglary and theft .....												
27.	Boiler and machinery .....												
28.	Credit .....												
30.	Warranty .....												
34.	Aggregate write-ins for other lines of business .....												
35.	TOTALS (a) .....												
DETAILS OF WRITE-INS													
3401.	.....												
3402.	.....												
3403.	.....												
3498.	Summary of remaining write-ins for Line 34 from overflow page .....												
3499.	Totals (Lines 3401 thru 3403 plus 3498)(Line 34 above) .....												

(a) Finance and service charges not included in Lines 1 to 35 \$ .....  
(b) For health business on indicated lines report: Number of persons insured under PPO managed care products ..... and number of persons insured under indemnity only products .....





ANNUAL STATEMENT FOR THE YEAR 2017 OF THE United Ohio Insurance Company

EXHIBIT OF PREMIUMS AND LOSSES (Statutory Page 14)

NAIC Group Code 0963 BUSINESS IN THE STATE OF Nebraska DURING THE YEAR 2017 NAIC Company Code 13072

Line of Business	Gross Premiums, Including Policy and Membership Fees, Less Return Premiums and Premiums on Policies not Taken		3 Dividends Paid or Credited to Policyholders on Direct Business	4 Direct Unearned Premium Reserves	5 Direct Losses Paid (deducting salvage)	6 Direct Losses Incurred	7 Direct Losses Unpaid	8 Direct Defense and Cost Containment Expense Paid	9 Direct Defense and Cost Containment Expense Incurred	10 Direct Defense and Cost Containment Expense Unpaid	11 Commissions and Brokerage Expenses	12 Taxes, Licenses and Fees
	1 Direct Premiums Written	2 Direct Premiums Earned										
1. Fire .....												
2.1 Allied lines .....												
2.2 Multiple peril crop .....												
2.3 Federal flood .....												
2.4. Private crop .....												
2.5 Private flood .....												
3. Farmowners multiple peril .....												
4. Homeowners multiple peril .....												
5.1 Commercial multiple peril (non-liability portion) .....												
5.2 Commercial multiple peril (liability portion) .....												
6. Mortgage guaranty .....												
8. Ocean marine .....												
9. Inland marine .....												
10. Financial guaranty .....												
11. Medical professional liability .....												
12. Earthquake .....												
13. Group accident and health (b) .....												
14. Credit accident and health (group and individual) .....												
15.1 Collectively renewable accident and health (b) .....												
15.2 Non-cancelable accident and health(b) .....												
15.3 Guaranteed renewable accident and health(b) .....												
15.4 Non-renewable for stated reasons only (b) .....												
15.5 Other accident only .....												
15.6 Medicare Title XVIII exempt from state taxes or fees .....												
15.7 All other accident and health (b) .....												
15.8 Federal employees health benefits plan premium (b) .....												
16. Workers' compensation .....												
17.1 Other Liability - occurrence .....												
17.2 Other Liability - claims made .....												
17.3 Excess workers' compensation .....												
18. Products liability .....												
19.1 Private passenger auto no-fault (personal injury protection) .....												
19.2 Other private passenger auto liability .....												
19.3 Commercial auto no-fault (personal injury protection) .....												
19.4 Other commercial auto liability .....												
21.1 Private passenger auto physical damage .....												
21.2 Commercial auto physical damage .....												
22. Aircraft (all perils) .....												
23. Fidelity .....												
24. Surety .....												
26. Burglary and theft .....												
27. Boiler and machinery .....												
28. Credit .....												
30. Warranty .....												
34. Aggregate write-ins for other lines of business .....												
35. TOTALS (a) .....												
DETAILS OF WRITE-INS												
3401. ....												
3402. ....												
3403. ....												
3498. Summary of remaining write-ins for Line 34 from overflow page .....												
3499. Totals (Lines 3401 thru 3403 plus 3498)(Line 34 above) .....												

(a) Finance and service charges not included in Lines 1 to 35 \$ .....  
(b) For health business on indicated lines report: Number of persons insured under PPO managed care products ..... and number of persons insured under indemnity only products .....



ANNUAL STATEMENT FOR THE YEAR 2017 OF THE United Ohio Insurance Company

EXHIBIT OF PREMIUMS AND LOSSES (Statutory Page 14)

NAIC Group Code 0963 BUSINESS IN THE STATE OF New Hampshire DURING THE YEAR 2017 NAIC Company Code 13072

Line of Business	Gross Premiums, Including Policy and Membership Fees, Less Return Premiums and Premiums on Policies not Taken		Dividends Paid or Credited to Policyholders on Direct Business	4	5	6	7	8	9	10	11	12
	1	2										
	Direct Premiums Written	Direct Premiums Earned		Direct Unearned Premium Reserves	Direct Losses Paid (deducting salvage)	Direct Losses Incurred	Direct Losses Unpaid	Direct Defense and Cost Containment Expense Paid	Direct Defense and Cost Containment Expense Incurred	Direct Defense and Cost Containment Expense Unpaid	Commissions and Brokerage Expenses	Taxes, Licenses and Fees
1. Fire .....	4,370	4,452		1,907		(38)	50		(1)	4	912	63
2.1 Allied lines .....	5,479	5,242		2,351		37	205				1,135	79
2.2 Multiple peril crop .....												
2.3 Federal flood .....												
2.4. Private crop .....												
2.5 Private flood .....												
3. Farmowners multiple peril .....												
4. Homeowners multiple peril .....												
5.1 Commercial multiple peril (non-liability portion) .....	396,846	367,656		193,707	49,696	88,942	96,404	2,106	14,480	34,055	81,721	5,706
5.2 Commercial multiple peril (liability portion) .....	847,740	819,268		423,613	602,645	407,152	398,580	107,891	7,243	166,793	173,157	12,190
6. Mortgage guaranty .....												
8. Ocean marine .....												
9. Inland marine .....	153,537	152,376		81,948		(957)	1,646		(2)	190	32,013	2,208
10. Financial guaranty .....												
11. Medical professional liability .....												
12. Earthquake .....												
13. Group accident and health (b) .....												
14. Credit accident and health (group and individual) .....												
15.1 Collectively renewable accident and health (b) .....												
15.2 Non-cancelable accident and health(b) .....												
15.3 Guaranteed renewable accident and health(b) .....												
15.4 Non-renewable for stated reasons only (b) .....												
15.5 Other accident only .....												
15.6 Medicare Title XVIII exempt from state taxes or fees .....												
15.7 All other accident and health (b) .....												
15.8 Federal employees health benefits plan premium (b) .....												
16. Workers' compensation .....												
17.1 Other Liability - occurrence .....	78,651	75,795		35,073		31,499	69,664		755	7,331	14,017	1,131
17.2 Other Liability - claims made .....												
17.3 Excess workers' compensation .....												
18. Products liability .....	13,160	12,520		5,927		(88)	25		8	35	2,731	189
19.1 Private passenger auto no-fault (personal injury protection) .....												
19.2 Other private passenger auto liability .....	1,125,596	955,617		596,522	491,397	940,038	859,306	1,526	37,390	73,790	160,138	16,185
19.3 Commercial auto no-fault (personal injury protection) .....												
19.4 Other commercial auto liability .....	505,365	468,390		259,451	830,181	264,559	367,754	1,868	(54,041)	51,878	77,450	7,267
21.1 Private passenger auto physical damage .....	1,300,422	1,124,090		665,886	766,084	819,620	120,850	3,807	4,226	1,558	186,332	18,699
21.2 Commercial auto physical damage .....	199,348	178,397		103,720	38,495	45,295	19,091	6,690	7,796	1,475	30,360	2,867
22. Aircraft (all perils) .....												
23. Fidelity .....												
24. Surety .....												
26. Burglary and theft .....												
27. Boiler and machinery .....												
28. Credit .....												
30. Warranty .....												
34. Aggregate write-ins for other lines of business .....												
35. TOTALS (a) .....	4,630,514	4,163,803		2,370,105	2,778,498	2,596,059	1,933,576	123,888	17,855	337,109	759,966	66,584
DETAILS OF WRITE-INS												
3401. ....												
3402. ....												
3403. ....												
3498. Summary of remaining write-ins for Line 34 from overflow page .....												
3499. Totals (Lines 3401 thru 3403 plus 3498)(Line 34 above) .....												

(a) Finance and service charges not included in Lines 1 to 35 \$ 54,685  
(b) For health business on indicated lines report: Number of persons insured under PPO managed care products and number of persons insured under indemnity only products .



ANNUAL STATEMENT FOR THE YEAR 2017 OF THE United Ohio Insurance Company

EXHIBIT OF PREMIUMS AND LOSSES (Statutory Page 14)

NAIC Group Code 0963

BUSINESS IN THE STATE OF Ohio

DURING THE YEAR 2017

NAIC Company Code 13072

			Gross Premiums, Including Policy and Membership Fees, Less Return Premiums and Premiums on Policies not Taken	3	4	5	6	7	8	9	10	11	12	
Line of Business			1 Direct Premiums Written	2 Direct Premiums Earned	Dividends Paid or Credited to Policyholders on Direct Business	Direct Unearned Premium Reserves	Direct Losses Paid (deducting salvage)	Direct Losses Incurred	Direct Losses Unpaid	Direct Defense and Cost Containment Expense Paid	Direct Defense and Cost Containment Expense Incurred	Direct Defense and Cost Containment Expense Unpaid	Commissions and Brokerage Expenses	Taxes, Licenses and Fees
1.	Fire .....		15,175,831	15,252,073		7,728,778	5,213,504	4,730,030	863,280	204,139	201,807	64,527	2,642,212	218,219
2.1	Allied lines .....		91,708	90,187		46,616	70,360	70,482	3,402	1,385	1,385		21,184	1,319
2.2	Multiple peril crop .....													
2.3	Federal flood .....													
2.4	Private crop .....													
2.5	Private flood .....													
3.	Farmowners multiple peril .....		19,413,895	19,893,851		9,166,479	9,663,862	10,822,722	5,205,220	204,946	245,660	259,675	4,029,880	279,160
4.	Homeowners multiple peril .....		17,314,654	18,289,295		8,900,500	8,102,614	7,790,571	2,120,093	250,447	326,427	233,818	3,094,394	248,974
5.1	Commercial multiple peril (non-liability portion) .....		10,379,313	10,271,604		5,000,775	4,481,498	4,902,178	3,017,742	127,115	199,846	1,086,873	2,108,868	149,248
5.2	Commercial multiple peril (liability portion) .....		6,641,270	6,477,815		3,084,419	2,026,415	2,375,227	4,082,111	775,730	774,825	1,603,477	1,376,688	95,497
6.	Mortgage guaranty .....													
8.	Ocean marine .....													
9.	Inland marine .....		332,994	351,619		156,796	82,009	82,140	6,828		294	789	65,627	4,788
10.	Financial guaranty .....													
11.	Medical professional liability .....													
12.	Earthquake .....													
13.	Group accident and health (b) .....													
14.	Credit accident and health (group and individual) .....													
15.1	Collectively renewable accident and health (b) .....													
15.2	Non-cancelable accident and health(b) .....		3,018	3,140		1,627	355	(645)					515	43
15.3	Guaranteed renewable accident and health(b) .....													
15.4	Non-renewable for stated reasons only (b) .....													
15.5	Other accident only .....													
15.6	Medicare Title XVIII exempt from state taxes or fees .....													
15.7	All other accident and health (b) .....													
15.8	Federal employees health benefits plan premium (b) .....													
16.	Workers' compensation .....													
17.1	Other Liability - occurrence .....		4,893,494	4,919,974		2,351,801	2,803,755	3,105,437	7,828,852	185,006	162,841	1,074,042	778,445	70,365
17.2	Other Liability - claims made .....													
17.3	Excess workers' compensation .....													
18.	Products liability .....		146,620	142,975		64,463	4,365	386	1,288	1,866	2,401	1,764	(24,693)	2,108
19.1	Private passenger auto no-fault (personal injury protection) .....													
19.2	Other private passenger auto liability .....		14,186,487	14,219,807		3,468,741	9,322,378	7,400,468	9,333,137	305,755	92,684	680,502	2,045,370	203,993
19.3	Commercial auto no-fault (personal injury protection) .....													
19.4	Other commercial auto liability .....		10,013,692	9,833,840		4,640,002	5,429,872	4,808,608	8,477,673	364,245	455,736	1,167,713	1,691,807	143,991
21.1	Private passenger auto physical damage .....		8,294,630	8,344,932		2,014,672	4,107,470	4,053,816	471,343	35,970	31,106	7,258	1,295,461	119,272
21.2	Commercial auto physical damage .....		5,169,791	4,925,135		2,416,377	2,859,139	2,849,798	415,240	77,804	88,881	31,800	855,182	74,338
22.	Aircraft (all perils) .....													
23.	Fidelity .....													
24.	Surety .....													
26.	Burglary and theft .....		332,363	465,144		235,140	59,865	27,682	26,629	5	(526)		79,386	4,779
27.	Boiler and machinery .....													
28.	Credit .....													
30.	Warranty .....													
34.	Aggregate write-ins for other lines of business .....													
35.	TOTALS (a) .....		112,389,760	113,481,389		49,277,186	54,227,463	53,018,900	41,852,839	2,534,413	2,583,368	6,212,238	20,060,326	1,616,095
DETAILS OF WRITE-INS														
3401.	.....													
3402.	.....													
3403.	.....													
3498.	Summary of remaining write-ins for Line 34 from overflow page .....													
3499.	Totals (Lines 3401 thru 3403 plus 3498)(Line 34 above) .....													

(a) Finance and service charges not included in Lines 1 to 35 \$ 2,517,737

(b) For health business on indicated lines report: Number of persons insured under PPO managed care products and number of persons insured under indemnity only products .



ANNUAL STATEMENT FOR THE YEAR 2017 OF THE United Ohio Insurance Company

EXHIBIT OF PREMIUMS AND LOSSES (Statutory Page 14)

NAIC Group Code 0963 BUSINESS IN THE STATE OF Oregon DURING THE YEAR 2017 NAIC Company Code 13072

Line of Business		Gross Premiums, Including Policy and Membership Fees, Less Return Premiums and Premiums on Policies not Taken		3	4	5	6	7	8	9	10	11	12
		1 Direct Premiums Written	2 Direct Premiums Earned	Dividends Paid or Credited to Policyholders on Direct Business	Direct Unearned Premium Reserves	Direct Losses Paid (deducting salvage)	Direct Losses Incurred	Direct Losses Unpaid	Direct Defense and Cost Containment Expense Paid	Direct Defense and Cost Containment Expense Incurred	Direct Defense and Cost Containment Expense Unpaid	Commissions and Brokerage Expenses	Taxes, Licenses and Fees
1.	Fire .....												
2.1	Allied lines .....												
2.2	Multiple peril crop .....												
2.3	Federal flood .....												
2.4	Private crop .....												
2.5	Private flood .....												
3.	Farmowners multiple peril .....												
4.	Homeowners multiple peril .....												
5.1	Commercial multiple peril (non-liability portion) .....												
5.2	Commercial multiple peril (liability portion) .....												
6.	Mortgage guaranty .....												
8.	Ocean marine .....												
9.	Inland marine .....												
10.	Financial guaranty .....												
11.	Medical professional liability .....												
12.	Earthquake .....												
13.	Group accident and health (b) .....												
14.	Credit accident and health (group and individual) .....												
15.1	Collectively renewable accident and health (b) .....												
15.2	Non-cancelable accident and health(b) .....												
15.3	Guaranteed renewable accident and health(b) .....												
15.4	Non-renewable for stated reasons only (b) .....												
15.5	Other accident only .....												
15.6	Medicare Title XVIII exempt from state taxes or fees .....												
15.7	All other accident and health (b) .....												
15.8	Federal employees health benefits plan premium (b) .....												
16.	Workers' compensation .....												
17.1	Other Liability - occurrence .....												
17.2	Other Liability - claims made .....												
17.3	Excess workers' compensation .....												
18.	Products liability .....												
19.1	Private passenger auto no-fault (personal injury protection) .....												
19.2	Other private passenger auto liability .....												
19.3	Commercial auto no-fault (personal injury protection) .....												
19.4	Other commercial auto liability .....												
21.1	Private passenger auto physical damage .....												
21.2	Commercial auto physical damage .....												
22.	Aircraft (all perils) .....												
23.	Fidelity .....												
24.	Surety .....												
26.	Burglary and theft .....												
27.	Boiler and machinery .....												
28.	Credit .....												
30.	Warranty .....												
34.	Aggregate write-ins for other lines of business .....												
35.	TOTALS (a) .....												
DETAILS OF WRITE-INS													
3401.	.....												
3402.	.....												
3403.	.....												
3498.	Summary of remaining write-ins for Line 34 from overflow page .....												
3499.	Totals (Lines 3401 thru 3403 plus 3498)(Line 34 above) .....												

(a) Finance and service charges not included in Lines 1 to 35 \$ .....  
(b) For health business on indicated lines report: Number of persons insured under PPO managed care products ..... and number of persons insured under indemnity only products .....



ANNUAL STATEMENT FOR THE YEAR 2017 OF THE United Ohio Insurance Company

EXHIBIT OF PREMIUMS AND LOSSES (Statutory Page 14)

NAIC Group Code 0963 BUSINESS IN THE STATE OF Rhode Island DURING THE YEAR 2017 NAIC Company Code 13072

Line of Business	Gross Premiums, Including Policy and Membership Fees, Less Return Premiums and Premiums on Policies not Taken		Dividends Paid or Credited to Policyholders on Direct Business	4	5	6	7	8	9	10	11	12
	1	2										
	Direct Premiums Written	Direct Premiums Earned		Direct Unearned Premium Reserves	Direct Losses Paid (deducting salvage)	Direct Losses Incurred	Direct Losses Unpaid	Direct Defense and Cost Containment Expense Paid	Direct Defense and Cost Containment Expense Incurred	Direct Defense and Cost Containment Expense Unpaid	Commissions and Brokerage Expenses	Taxes, Licenses and Fees
1. Fire .....	.787	3,609		.515		(111)	.22		(5)	2	.217	.11
2.1 Allied lines .....	2,328	3,722		494		(117)	106				520	.33
2.2 Multiple peril crop .....												
2.3 Federal flood .....												
2.4 Private crop .....												
2.5 Private flood .....												
3. Farmowners multiple peril .....												
4. Homeowners multiple peril .....												
5.1 Commercial multiple peril (non-liability portion) .....	1,952,419	1,976,709		938,451	449,392	551,010	554,038	51,315	74,439	200,011	408,831	28,075
5.2 Commercial multiple peril (liability portion) .....	2,505,770	2,524,288		1,153,777	1,283,258	2,307,312	3,780,947	333,839	598,546	1,521,945	521,995	36,031
6. Mortgage guaranty .....												
8. Ocean marine .....												
9. Inland marine .....	350	810		.60		(39)	4		(3)		93	5
10. Financial guaranty .....												
11. Medical professional liability .....												
12. Earthquake .....												
13. Group accident and health (b) .....												
14. Credit accident and health (group and individual) .....												
15.1 Collectively renewable accident and health (b) .....												
15.2 Non-cancelable accident and health(b) .....												
15.3 Guaranteed renewable accident and health(b) .....												
15.4 Non-renewable for stated reasons only (b) .....												
15.5 Other accident only .....												
15.6 Medicare Title XVIII exempt from state taxes or fees .....												
15.7 All other accident and health (b) .....												
15.8 Federal employees health benefits plan premium (b) .....												
16. Workers' compensation .....												
17.1 Other Liability - occurrence .....	330,119	331,701		167,682	1,962	103,965	297,154		(2,354)	31,271	52,507	4,747
17.2 Other Liability - claims made .....												
17.3 Excess workers' compensation .....												
18. Products liability .....	12,856	13,105		8,249		(103)	24		3	33	2,698	185
19.1 Private passenger auto no-fault (personal injury protection) .....												
19.2 Other private passenger auto liability .....	5,708,445	6,107,780		2,920,612	3,610,162	4,273,819	5,196,841	76,299	106,563	449,900	869,780	82,084
19.3 Commercial auto no-fault (personal injury protection) .....												
19.4 Other commercial auto liability .....	3,080,860	3,095,110		1,457,995	1,571,866	1,506,242	2,728,524	65,585	91,917	394,176	477,800	44,301
21.1 Private passenger auto physical damage .....	3,544,281	3,708,604		1,796,759	2,821,443	2,710,782	206,646	24,717	21,981	2,634	544,029	50,965
21.2 Commercial auto physical damage .....	911,863	903,792		432,599	613,189	622,620	73,855	16,016	18,224	5,658	141,611	13,112
22. Aircraft (all perils) .....												
23. Fidelity .....												
24. Surety .....												
26. Burglary and theft .....	122	122		.63		(1)	2				26	2
27. Boiler and machinery .....												
28. Credit .....												
30. Warranty .....												
34. Aggregate write-ins for other lines of business .....												
35. TOTALS (a) .....	18,050,200	18,669,353		8,877,255	10,351,271	12,075,379	12,838,162	567,771	909,311	2,605,631	3,020,105	259,551
DETAILS OF WRITE-INS												
3401. ....												
3402. ....												
3403. ....												
3498. Summary of remaining write-ins for Line 34 from overflow page .....												
3499. Totals (Lines 3401 thru 3403 plus 3498)(Line 34 above) .....												

(a) Finance and service charges not included in Lines 1 to 35 \$ 171,920  
(b) For health business on indicated lines report: Number of persons insured under PPO managed care products and number of persons insured under indemnity only products .



ANNUAL STATEMENT FOR THE YEAR 2017 OF THE United Ohio Insurance Company

EXHIBIT OF PREMIUMS AND LOSSES (Statutory Page 14)

NAIC Group Code 0963 BUSINESS IN THE STATE OF Tennessee DURING THE YEAR 2017 NAIC Company Code 13072

Line of Business		Gross Premiums, Including Policy and Membership Fees, Less Return Premiums and Premiums on Policies not Taken		3	4	5	6	7	8	9	10	11	12
		1 Direct Premiums Written	2 Direct Premiums Earned	Dividends Paid or Credited to Policyholders on Direct Business	Direct Unearned Premium Reserves	Direct Losses Paid (deducting salvage)	Direct Losses Incurred	Direct Losses Unpaid	Direct Defense and Cost Containment Expense Paid	Direct Defense and Cost Containment Expense Incurred	Direct Defense and Cost Containment Expense Unpaid	Commissions and Brokerage Expenses	Taxes, Licenses and Fees
1.	Fire .....												
2.1	Allied lines .....												
2.2	Multiple peril crop .....												
2.3	Federal flood .....												
2.4	Private crop .....												
2.5	Private flood .....												
3.	Farmowners multiple peril .....												
4.	Homeowners multiple peril .....												
5.1	Commercial multiple peril (non-liability portion) .....												
5.2	Commercial multiple peril (liability portion) .....												
6.	Mortgage guaranty .....												
8.	Ocean marine .....												
9.	Inland marine .....												
10.	Financial guaranty .....												
11.	Medical professional liability .....												
12.	Earthquake .....												
13.	Group accident and health (b) .....												
14.	Credit accident and health (group and individual) .....												
15.1	Collectively renewable accident and health (b) .....												
15.2	Non-cancelable accident and health(b) .....												
15.3	Guaranteed renewable accident and health(b) .....												
15.4	Non-renewable for stated reasons only (b) .....												
15.5	Other accident only .....												
15.6	Medicare Title XVIII exempt from state taxes or fees .....												
15.7	All other accident and health (b) .....												
15.8	Federal employees health benefits plan premium (b) .....												
16.	Workers' compensation .....												
17.1	Other Liability - occurrence .....												
17.2	Other Liability - claims made .....												
17.3	Excess workers' compensation .....												
18.	Products liability .....												
19.1	Private passenger auto no-fault (personal injury protection) .....												
19.2	Other private passenger auto liability .....												
19.3	Commercial auto no-fault (personal injury protection) .....												
19.4	Other commercial auto liability .....												
21.1	Private passenger auto physical damage .....												
21.2	Commercial auto physical damage .....												
22.	Aircraft (all perils) .....												
23.	Fidelity .....												
24.	Surety .....												
26.	Burglary and theft .....												
27.	Boiler and machinery .....												
28.	Credit .....												
30.	Warranty .....												
34.	Aggregate write-ins for other lines of business .....												
35.	TOTALS (a) .....												
DETAILS OF WRITE-INS													
3401.	.....												
3402.	.....												
3403.	.....												
3498.	Summary of remaining write-ins for Line 34 from overflow page .....												
3499.	Totals (Lines 3401 thru 3403 plus 3498)(Line 34 above) .....												

(a) Finance and service charges not included in Lines 1 to 35 \$ .....  
(b) For health business on indicated lines report: Number of persons insured under PPO managed care products ..... and number of persons insured under indemnity only products .....



ANNUAL STATEMENT FOR THE YEAR 2017 OF THE United Ohio Insurance Company

EXHIBIT OF PREMIUMS AND LOSSES (Statutory Page 14)

NAIC Group Code 0963 BUSINESS IN THE STATE OF Vermont DURING THE YEAR 2017 NAIC Company Code 13072

Line of Business	Gross Premiums, Including Policy and Membership Fees, Less Return Premiums and Premiums on Policies not Taken		Dividends Paid or Credited to Policyholders on Direct Business	4	5	6	7	8	9	10	11	12
	1	2										
	Direct Premiums Written	Direct Premiums Earned		Direct Unearned Premium Reserves	Direct Losses Paid (deducting salvage)	Direct Losses Incurred	Direct Losses Unpaid	Direct Defense and Cost Containment Expense Paid	Direct Defense and Cost Containment Expense Incurred	Direct Defense and Cost Containment Expense Unpaid	Commissions and Brokerage Expenses	Taxes, Licenses and Fees
1. Fire .....	11,814	12,413		5,889		(106)	139		(2)	10	2,615	170
2.1 Allied lines .....	7,022	7,493		3,371		(4)	279				1,562	101
2.2 Multiple peril crop .....												
2.3 Federal flood .....												
2.4. Private crop .....												
2.5 Private flood .....												
3. Farmowners multiple peril .....												
4. Homeowners multiple peril .....												
5.1 Commercial multiple peril (non-liability portion) .....	410,935	350,607		214,398	213,709	473,849	325,101	15,664	135,263	144,974	88,674	5,909
5.2 Commercial multiple peril (liability portion) .....	436,073	351,876		223,386	51,697	63,121	102,100	4,741	2,599	35,371	93,523	6,270
6. Mortgage guaranty .....												
8. Ocean marine .....												
9. Inland marine .....	169,187	158,375		87,335	21,353	20,461	1,712	6,308	6,313	198	36,916	2,433
10. Financial guaranty .....												
11. Medical professional liability .....												
12. Earthquake .....												
13. Group accident and health (b) .....												
14. Credit accident and health (group and individual) .....												
15.1 Collectively renewable accident and health (b) .....												
15.2 Non-cancelable accident and health(b) .....												
15.3 Guaranteed renewable accident and health(b) .....												
15.4 Non-renewable for stated reasons only (b) .....												
15.5 Other accident only .....												
15.6 Medicare Title XVIII exempt from state taxes or fees .....												
15.7 All other accident and health (b) .....												
15.8 Federal employees health benefits plan premium (b) .....												
16. Workers' compensation .....												
17.1 Other Liability - occurrence .....	51,365	47,402		23,493		22,486	44,760		872	4,710	10,019	739
17.2 Other Liability - claims made .....												
17.3 Excess workers' compensation .....												
18. Products liability .....	17,576	14,189		6,856		(50)	36		29	49	3,696	253
19.1 Private passenger auto no-fault (personal injury protection) .....												
19.2 Other private passenger auto liability .....	1,725,499	1,248,366		913,302	872,015	1,189,014	1,024,433	5,698	26,786	86,710	239,576	24,812
19.3 Commercial auto no-fault (personal injury protection) .....												
19.4 Other commercial auto liability .....	498,308	414,426		239,857	85,488	287,880	329,077	5,402	35,246	45,914	79,448	7,165
21.1 Private passenger auto physical damage .....	1,902,525	1,381,802		989,512	882,085	953,969	168,931	4,326	4,860	2,176	269,187	27,357
21.2 Commercial auto physical damage .....	306,700	257,321		142,349	215,992	220,348	25,595	3,981	4,808	1,964	48,564	4,410
22. Aircraft (all perils) .....												
23. Fidelity .....												
24. Surety .....												
26. Burglary and theft .....												
27. Boiler and machinery .....												
28. Credit .....												
30. Warranty .....												
34. Aggregate write-ins for other lines of business .....												
35. TOTALS (a) .....	5,537,004	4,244,268		2,849,746	2,342,339	3,230,966	2,022,162	46,121	216,774	322,075	873,782	79,619
DETAILS OF WRITE-INS												
3401. ....												
3402. ....												
3403. ....												
3498. Summary of remaining write-ins for Line 34 from overflow page .....												
3499. Totals (Lines 3401 thru 3403 plus 3498)(Line 34 above) .....												

(a) Finance and service charges not included in Lines 1 to 35 \$ 57,920  
(b) For health business on indicated lines report: Number of persons insured under PPO managed care products and number of persons insured under indemnity only products .



ANNUAL STATEMENT FOR THE YEAR 2017 OF THE United Ohio Insurance Company

EXHIBIT OF PREMIUMS AND LOSSES (Statutory Page 14)

NAIC Group Code 0963 BUSINESS IN THE STATE OF Virginia DURING THE YEAR 2017 NAIC Company Code 13072

Line of Business		Gross Premiums, Including Policy and Membership Fees, Less Return Premiums and Premiums on Policies not Taken		3 Dividends Paid or Credited to Policyholders on Direct Business	4 Direct Unearned Premium Reserves	5 Direct Losses Paid (deducting salvage)	6 Direct Losses Incurred	7 Direct Losses Unpaid	8 Direct Defense and Cost Containment Expense Paid	9 Direct Defense and Cost Containment Expense Incurred	10 Direct Defense and Cost Containment Expense Unpaid	11 Commissions and Brokerage Expenses	12 Taxes, Licenses and Fees
		1 Direct Premiums Written	2 Direct Premiums Earned										
1.	Fire .....												
2.1	Allied lines .....												
2.2	Multiple peril crop .....												
2.3	Federal flood .....												
2.4	Private crop .....												
2.5	Private flood .....												
3.	Farmowners multiple peril .....												
4.	Homeowners multiple peril .....												
5.1	Commercial multiple peril (non-liability portion) .....												
5.2	Commercial multiple peril (liability portion) .....												
6.	Mortgage guaranty .....												
8.	Ocean marine .....												
9.	Inland marine .....												
10.	Financial guaranty .....												
11.	Medical professional liability .....												
12.	Earthquake .....												
13.	Group accident and health (b) .....												
14.	Credit accident and health (group and individual) .....												
15.1	Collectively renewable accident and health (b) .....												
15.2	Non-cancelable accident and health(b) .....												
15.3	Guaranteed renewable accident and health(b) .....												
15.4	Non-renewable for stated reasons only (b) .....												
15.5	Other accident only .....												
15.6	Medicare Title XVIII exempt from state taxes or fees .....												
15.7	All other accident and health (b) .....												
15.8	Federal employees health benefits plan premium (b) .....												
16.	Workers' compensation .....												
17.1	Other Liability - occurrence .....												
17.2	Other Liability - claims made .....												
17.3	Excess workers' compensation .....												
18.	Products liability .....												
19.1	Private passenger auto no-fault (personal injury protection) .....												
19.2	Other private passenger auto liability .....												
19.3	Commercial auto no-fault (personal injury protection) .....												
19.4	Other commercial auto liability .....												
21.1	Private passenger auto physical damage .....												
21.2	Commercial auto physical damage .....												
22.	Aircraft (all perils) .....												
23.	Fidelity .....												
24.	Surety .....												
26.	Burglary and theft .....												
27.	Boiler and machinery .....												
28.	Credit .....												
30.	Warranty .....												
34.	Aggregate write-ins for other lines of business .....												
35.	TOTALS (a) .....												
DETAILS OF WRITE-INS													
3401.	.....												
3402.	.....												
3403.	.....												
3498.	Summary of remaining write-ins for Line 34 from overflow page .....												
3499.	Totals (Lines 3401 thru 3403 plus 3498)(Line 34 above) .....												

(a) Finance and service charges not included in Lines 1 to 35 \$ .....  
(b) For health business on indicated lines report: Number of persons insured under PPO managed care products ..... and number of persons insured under indemnity only products .....





ANNUAL STATEMENT FOR THE YEAR 2017 OF THE United Ohio Insurance Company

EXHIBIT OF PREMIUMS AND LOSSES (Statutory Page 14)

NAIC Group Code 0963 BUSINESS IN THE STATE OF Wisconsin DURING THE YEAR 2017 NAIC Company Code 13072

Line of Business	Gross Premiums, Including Policy and Membership Fees, Less Return Premiums and Premiums on Policies not Taken		3 Dividends Paid or Credited to Policyholders on Direct Business	4 Direct Unearned Premium Reserves	5 Direct Losses Paid (deducting salvage)	6 Direct Losses Incurred	7 Direct Losses Unpaid	8 Direct Defense and Cost Containment Expense Paid	9 Direct Defense and Cost Containment Expense Incurred	10 Direct Defense and Cost Containment Expense Unpaid	11 Commissions and Brokerage Expenses	12 Taxes, Licenses and Fees
	1 Direct Premiums Written	2 Direct Premiums Earned										
1. Fire .....												
2.1 Allied lines .....												
2.2 Multiple peril crop .....												
2.3 Federal flood .....												
2.4. Private crop .....												
2.5 Private flood .....												
3. Farmowners multiple peril .....												
4. Homeowners multiple peril .....												
5.1 Commercial multiple peril (non-liability portion) .....												
5.2 Commercial multiple peril (liability portion) .....												
6. Mortgage guaranty .....												
8. Ocean marine .....												
9. Inland marine .....												
10. Financial guaranty .....												
11. Medical professional liability .....												
12. Earthquake .....												
13. Group accident and health (b) .....												
14. Credit accident and health (group and individual) .....												
15.1 Collectively renewable accident and health (b).....												
15.2 Non-cancelable accident and health(b) .....												
15.3 Guaranteed renewable accident and health(b) .....												
15.4 Non-renewable for stated reasons only (b) .....												
15.5 Other accident only .....												
15.6 Medicare Title XVIII exempt from state taxes or fees.....												
15.7 All other accident and health (b) .....												
15.8 Federal employees health benefits plan premium (b) .....												
16. Workers' compensation .....												
17.1 Other Liability - occurrence .....												
17.2 Other Liability - claims made .....												
17.3 Excess workers' compensation .....												
18. Products liability .....												
19.1 Private passenger auto no-fault (personal injury protection) .....												
19.2 Other private passenger auto liability .....												
19.3 Commercial auto no-fault (personal injury protection) .....												
19.4 Other commercial auto liability .....												
21.1 Private passenger auto physical damage .....												
21.2 Commercial auto physical damage .....												
22. Aircraft (all perils) .....												
23. Fidelity .....												
24. Surety .....												
26. Burglary and theft .....												
27. Boiler and machinery .....												
28. Credit .....												
30. Warranty .....												
34. Aggregate write-ins for other lines of business .....												
35. TOTALS (a) .....												
DETAILS OF WRITE-INS												
3401. ....												
3402. ....												
3403. ....												
3498. Summary of remaining write-ins for Line 34 from overflow page .....												
3499. Totals (Lines 3401 thru 3403 plus 3498)(Line 34 above) .....												

(a) Finance and service charges not included in Lines 1 to 35 \$ .....  
(b) For health business on indicated lines report: Number of persons insured under PPO managed care products ..... and number of persons insured under indemnity only products .....



ANNUAL STATEMENT FOR THE YEAR 2017 OF THE United Ohio Insurance Company

EXHIBIT OF PREMIUMS AND LOSSES (Statutory Page 14)

NAIC Group Code 0963

BUSINESS IN THE STATE OF Grand Total

DURING THE YEAR 2017

NAIC Company Code 13072

Line of Business	Gross Premiums, Including Policy and Membership Fees, Less Return Premiums and Premiums on Policies not Taken		3  Dividends Paid or Credited to Policyholders on Direct Business	4  Direct Unearned Premium Reserves	5  Direct Losses Paid (deducting salvage)	6  Direct Losses Incurred	7  Direct Losses Unpaid	8  Direct Defense and Cost Containment Expense Paid	9  Direct Defense and Cost Containment Expense Incurred	10  Direct Defense and Cost Containment Expense Unpaid	11  Commissions and Brokerage Expenses	12  Taxes, Licenses and Fees
	1 Direct Premiums Written	2 Direct Premiums Earned										
1. Fire .....	15,245,378	15,323,393		7,766,999	5,213,504	4,729,380	864,110	204,139	201,792	64,585	2,657,106	219,219
2.1 Allied lines .....	148,231	147,860		73,721	70,360	81,523	16,640	1,385	1,385		33,152	2,131
2.2 Multiple peril crop .....												
2.3 Federal flood .....												
2.4 Private crop .....												
2.5 Private flood .....												
3. Farmowners multiple peril .....	19,413,895	19,893,851		9,166,479	9,663,862	10,822,722	5,205,220	204,946	245,660	259,675	4,029,880	279,160
4. Homeowners multiple peril .....	17,314,654	18,289,295		8,900,500	8,102,614	7,790,571	2,120,093	250,447	326,427	233,818	3,094,394	248,974
5.1 Commercial multiple peril (non-liability portion) .....	15,283,883	15,129,024		7,403,066	5,865,080	6,718,870	4,622,279	241,017	463,136	1,700,937	3,141,269	219,773
5.2 Commercial multiple peril (liability portion) .....	13,160,883	12,881,414		6,253,398	4,923,247	6,601,985	10,727,366	1,888,396	2,276,255	4,391,391	2,735,721	189,245
6. Mortgage guaranty .....												
8. Ocean marine .....												
9. Inland marine .....	816,478	831,678		414,701	150,997	148,050	11,834	11,033	11,309	1,367	169,861	11,740
10. Financial guaranty .....												
11. Medical professional liability .....												
12. Earthquake .....												
13. Group accident and health (b) .....												
14. Credit accident and health (group and individual) .....												
15.1 Collectively renewable accident and health (b) .....												
15.2 Non-cancelable accident and health(b) .....	3,018	3,140		1,627	355	(645)					515	43
15.3 Guaranteed renewable accident and health(b) .....												
15.4 Non-renewable for stated reasons only (b) .....												
15.5 Other accident only .....												
15.6 Medicare Title XVIII exempt from state taxes or fees .....												
15.7 All other accident and health (b) .....												
15.8 Federal employees health benefits plan premium (b) .....												
16. Workers' compensation .....												
17.1 Other Liability - occurrence .....	5,700,907	5,730,736		2,737,687	2,805,717	3,359,177	8,553,483	185,006	157,622	1,150,299	912,613	81,976
17.2 Other Liability - claims made .....												
17.3 Excess workers' compensation .....												
18. Products liability .....	205,744	198,413		93,451	4,365	32	1,405	1,866	2,452	1,924	(12,239)	2,958
19.1 Private passenger auto no-fault (personal injury protection) .....												
19.2 Other private passenger auto liability .....	28,100,670	26,359,670		10,773,161	16,067,473	17,468,649	19,576,239	402,581	427,216	1,558,440	4,028,788	404,070
19.3 Commercial auto no-fault (personal injury protection) .....												
19.4 Other commercial auto liability .....	18,048,160	17,701,618		8,656,083	11,305,135	10,093,130	18,550,413	945,144	1,059,285	2,506,120	2,936,020	259,521
21.1 Private passenger auto physical damage .....	18,966,129	17,389,079		7,553,887	10,493,526	10,594,592	1,272,160	73,275	67,755	17,534	2,823,770	272,721
21.2 Commercial auto physical damage .....	7,764,626	7,408,860		3,697,201	4,577,230	4,486,237	636,946	155,494	167,271	47,727	1,256,592	111,651
22. Aircraft (all perils) .....												
23. Fidelity .....												
24. Surety .....												
26. Burglary and theft .....	332,485	465,266		235,203	59,865	27,681	26,631	5	(526)		79,411	4,781
27. Boiler and machinery .....												
28. Credit .....												
30. Warranty .....												
34. Aggregate write-ins for other lines of business .....												
35. TOTALS (a) .....	160,505,141	157,753,299		73,727,166	79,303,332	82,921,955	72,184,820	4,564,734	5,407,038	11,933,817	27,886,852	2,307,965
DETAILS OF WRITE-INS												
3401. ....												
3402. ....												
3403. ....												
3498. Summary of remaining write-ins for Line 34 from overflow page .....												
3499. Totals (Lines 3401 thru 3403 plus 3498)(Line 34 above) .....												

(a) Finance and service charges not included in Lines 1 to 35 \$ 3,054,545

(b) For health business on indicated lines report: Number of persons insured under PPO managed care products and number of persons insured under indemnity only products .

ANNUAL STATEMENT FOR THE YEAR 2017 OF THE United Ohio Insurance Company

SCHEDULE F - PART 1

Assumed Reinsurance as of December 31, Current Year (\$000 Omitted)

1  ID Number	2  NAIC Com- pany Code	3  Name of Reinsured	4  Domiciliary Jurisdiction	5  Assumed Premium	Reinsurance On		8  Cols. 6 + 7	9  Contingent Commissions Payable	10  Assumed Premiums Receivable	11  Unearned Premium	12  Funds Held By or Deposited With Reinsured Companies	13  Letters of Credit Posted	14  Amount of Assets Pledged or Compensating Balances to Secure Letters of Credit	15  Amount of Assets Pledged or Collateral Held in Trust
					6  Paid Losses and Loss Adjustment Expenses	7  Known Case Losses and LAE								
34-4320350	10202	OHIO MUTUAL INSURANCE COMPANY	OH	143,583		34,245	34,245			67,686				
0199999		Affiliates - U.S. Intercompany Pooling		143,583		34,245	34,245			67,686				
0499999		Total - U.S. Non-Pool												
0799999		Total - Other (Non-U.S.)												
0899999		Total - Affiliates		143,583		34,245	34,245			67,686				
0999998		Other U.S. Unaffiliated Insurers Reinsurance for which the total of Column 8 is less than \$100,000												
0999999		Total Other U.S. Unaffiliated Insurers												
1099998		Pools and Associations - Reinsurance for which the total of Column 8 is less than \$100,000 - Mandatory Pools												
1099999		Total Pools, Associations or Other Similar Facilities - Mandatory Pools												
AA-9995035	00000	MUTUAL REINSURANCE BUREAU	IL	128										
1199998		Pools and Associations - Reinsurance for which the total of Column 8 is less than \$100,000 - Voluntary Pools												
1199999		Total Pools, Associations or Other Similar Facilities - Mandatory Pools		128										
1299999		Total - Pools and Associations		128										
1399998		Other Non-U.S. Insurers - Reinsurance for which the total of Column 8 is less than \$100,000												
1399999		Total Other Non-U.S. Insurers												
9999999		Totals		143,711		34,245	34,245			67,686				

## SCHEDULE F - PART 2

1 ID Number	2 NAIC Com- pany Code	3 Name of Company	4 Date of Contract	5 Original Premium	6 Reinsurance Premium
<h1>NONE</h1>					

ANNUAL STATEMENT FOR THE YEAR 2017 OF THE United Ohio Insurance Company

SCHEDULE F - PART 3

Ceded Reinsurance as of December 31, Current Year (\$000 Omitted)

1  ID Number	2  NAIC Com- pany Code	3  Name of Reinsurer	4  Domiciliary Jurisdiction	5  Special Code	6  Reinsurance Premiums Ceded	Reinsurance Recoverable On								Reinsurance Payable		18  Net Amount Recoverable From Reinsurers Cols. 15 - [16 + 17]	19  Funds Held By Company Under Reinsurance Treaties	
						7  Paid Losses	8  Paid LAE	9  Known Case Loss Reserves	10  Known Case LAE Reserves	11  IBNR Loss Reserves	12  IBNR LAE Reserves	13  Unearned Premiums	14  Contingent Commis- sions	15  Columns 7 thru 14 Totals	16  Ceded Balances Payable			17  Other Amounts Due to Reinsurers
34-4320350	10202	OHIO MUTUAL INSURANCE COMPANY	OH		147,380			37,208		22,499		69,394		129,101			129,101	
0199999. Total Authorized - Affiliates - U.S. Intercompany Pooling						147,380		37,208		22,499		69,394		129,101			129,101	
0499999. Total Authorized - Affiliates - U.S. Non-Pool																		
0799999. Total Authorized - Affiliates - Other (Non-U.S.)																		
0899999. Total Authorized - Affiliates						147,380		37,208		22,499		69,394		129,101			129,101	
95-4387273	19489	ALLIED WORLD ASSURANCE COMPANY	DE		372									4			(4)	
36-2661954	10103	AMERICAN AGRICULTURAL INSURANCE COMPANY	IN		126	6		48				50		104	11		93	
06-1430254	10348	ARCH REINSURANCE COMPANY	DE															
47-0574325	32603	BERKLEY INSURANCE COMPANY	DE		95	5		36				38		79	8		71	
42-0234980	21415	EMPLOYERS MUTUAL CASUALTY CO	IA		104	5		39				41		85	9		76	
22-2005057	26921	EVEREST REINSURANCE COMPANY	DE		84										1		(1)	
05-0316605	21482	FACTORY MUTUAL INSURANCE COMPANY	RI		356	16		5				167		188	20		168	
42-0245840	13897	FARMERS MUTUAL HAIL INSURANCE COMPANY	IA		60	3		23				24		50	5		45	
13-2673100	22039	GENERAL REINSURANCE CORPORATION	DE		7,370	1,192	151	3,761		7,931		3,440		16,475	515		15,960	1,873
06-0384680	11452	HARTFORD STEAM BOILER INSPECTION & INS	CT		914	5		71				448		524	50		474	
31-4259550	14621	MOTORIST MUTUAL INSURANCE COMPANY	OH															
13-4924125	10227	MUNICH REINSURANCE AMERICA, INC	DE		7			450						450			450	
47-0698507	23680	ODYSSEY REINSURANCE COMPANY	CT		135										1		(1)	
52-1952955	10357	RENAISSANCE REINSURANCE US INC	MD															
35-6021485	12416	PROTECTIVE INSURANCE COMPANY	IN		85										1		(1)	
23-1641984	10219	QBE REINSURANCE CORPORATION	PA															
43-0613000	23388	SHELTER MUTUAL INSURANCE COMPANY	MO		161										2		(2)	
13-1675535	25364	SWISS REINSURANCE AMERICA CORPORATION	NY		220	7		52				54		113	13		100	
13-2918573	42439	THE TOA REINSURANCE COMPANY OF AMERICA	DE		112	5		43				45		93	10		83	
13-5616275	19453	TRANSATLANTIC REINSURANCE COMPANY	NY															
13-1290712	20583	XL REINSURANCE AMERICA	NY		2							1		1			1	
0999998. Total Authorized - Other U.S. Unaffiliated Insurers (Under \$100,000)																		
0999999. Total Authorized - Other U.S. Unaffiliated Insurers						10,203	1,244	151	4,528		7,931	4,308		18,162	650		17,512	1,873
23-7024436	32573	OHIO FAIR PLAN UNDERWRITING ASSOCIATION	OH		13							7		7	3		4	
1099999. Total Authorized - Pools - Mandatory Pools						13						7		7	3		4	
AA-9995035	00000	MUTUAL REINSURANCE BUREAU	IL		361										4		(4)	
1199999. Total Authorized - Pools - Voluntary Pools						361									4		(4)	
AA-1126033	00000	LLOYD'S SYNDICATE #0033	GBR		36													
AA-1126435	00000	LLOYD'S SYNDICATE #0435	GBR		127										2		(2)	
AA-1126623	00000	LLOYD'S SYNDICATE #0623	GBR		19													
AA-1126780	00000	LLOYD'S SYNDICATE #0780	GBR															
AA-1126958	00000	LLOYD'S SYNDICATE #0958	GBR															
AA-1120085	00000	LLOYD'S SYNDICATE #1274	GBR															
AA-1127414	00000	LLOYD'S SYNDICATE #1414	GBR															
AA-1120157	00000	LLOYD'S SYNDICATE #1729	GBR		15													
AA-1128001	00000	LLOYD'S SYNDICATE #2001	GBR		143										(4)		4	
AA-1128003	00000	LLOYD'S SYNDICATE #2003	GBR		389										4		(4)	
AA-1120071	00000	LLOYD'S SYNDICATE #2007	GBR		58										(9)		9	
AA-1128010	00000	LLOYD'S SYNDICATE #2010	GBR		283										(17)		17	
AA-1120158	00000	LLOYD'S SYNDICATE #2014	GBR		73										1		(1)	
AA-1128623	00000	LLOYD'S SYNDICATE #2623	GBR		86										1		(1)	
AA-1128791	00000	LLOYD'S SYNDICATE #2791	GBR		213										(6)		6	
AA-1128987	00000	LLOYD'S SYNDICATE #2987	GBR															
AA-1120086	00000	LLOYD'S SYNDICATE #4141	GBR															
AA-1126004	00000	LLOYD'S SYNDICATE #4444	GBR															
AA-1120181	00000	LLOYD'S SYNDICATE #5886	GBR		60										60		(60)	
1299998. Total Authorized - Other Non-U.S. Insurers (Under \$100,000)																		

ANNUAL STATEMENT FOR THE YEAR 2017 OF THE United Ohio Insurance Company

SCHEDULE F - PART 3

Ceded Reinsurance as of December 31, Current Year (\$000 Omitted)

1  ID Number	2  NAIC Com- pany Code	3  Name of Reinsurer	4  Domiciliary Jurisdiction	5  Special Code	6  Reinsurance Premiums Ceded	Reinsurance Recoverable On									Reinsurance Payable		18	19
						7  Paid Losses	8  Paid LAE	9  Known Case Loss Reserves	10  Known Case LAE Reserves	11  IBNR Loss Reserves	12  IBNR LAE Reserves	13  Unearned Premiums	14  Contingent Commis- sions	15  Columns 7 thru 14 Totals	16  Ceded Balances Payable	17  Other Amounts Due to Reinsurers	Net Amount Recoverable From Reinsurers Cols. 15 - [16 + 17]	Funds Held By Company Under Reinsurance Treaties
1299999. Total Authorized - Other Non-U.S. Insurers					1,502									32		(32)		
1399999. Total Authorized					159,459	1,244	151	41,736		30,430		73,709		147,270	689		146,581	1,873
1499999. Total Unauthorized - Affiliates - U.S. Intercompany Pooling																		
1799999. Total Unauthorized - Affiliates - U.S. Non-Pool																		
2099999. Total Unauthorized - Affiliates - Other (Non-U.S.)																		
2199999. Total Unauthorized - Affiliates																		
2299998. Total Unauthorized - Other U.S. Unaffiliated Insurers (Under \$100,000)																		
2299999. Total Unauthorized - Other U.S. Unaffiliated Insurers																		
AA-3194139	..00000	AXIS SPECIALTY LIMITED	BMJ															
AA-3194161	..00000	CATLIN INSURANCE COMPANY LTD	BMJ		270										3		(3)	
AA-3194122	..00000	DAVINCI REINSURANCE LTD	BMJ		135										1		(1)	
AA-1340125	..00000	HANNOVER RUCKVERSICHERUNGS AG	DEU		48	2		18				19		39	4		35	
AA-3190875	..00000	HISCOX INSURANCE COMPANY	BMJ		126										1		(1)	
AA-1840000	..00000	MAPFRE RE COMPANIA DE REASEGUROS, S.A.	ESP															
AA-1460019	..00000	MS AMLIN AG	CHE		17										(17)		17	
AA-3190339	..00000	RENAISSANCE REINSURANCE, LTD	BMJ		203										2		(2)	
AA-1340192	..00000	R&V VERSICHERUNG AG	DEU		375										3		(3)	
AA-1440076	..00000	SIRIUS INTERNATIONAL CORPORATION	SWE															
2599998. Total Unauthorized - Other Non-U.S. Insurers (Under \$100,000)																		
2599999. Total Unauthorized - Other Non-U.S. Insurers					1,174	2		18				19		39	(3)		42	
2699999. Total Unauthorized					1,174	2		18				19		39	(3)		42	
2799999. Total Certified - Affiliates - U.S. Intercompany Pooling																		
3099999. Total Certified - Affiliates - U.S. Non-Pool																		
3399999. Total Certified - Affiliates - Other (Non-U.S.)																		
3499999. Total Certified - Affiliates																		
3599998. Total Certified - Other U.S. Unaffiliated Insurers (Under \$100,000)																		
3599999. Total Certified - Other U.S. Unaffiliated Insurers																		
3899998. Total Certified - Other Non-U.S. Insurers (Under \$100,000)																		
3899999. Total Certified - Other Non-U.S. Insurers																		
3999999. Total Certified																		
4099999. Total Authorized, Unauthorized and Certified					160,633	1,246	151	41,754		30,430		73,728		147,309	686		146,623	1,873
4199999. Total Protected Cells																		
9999999 Totals					160,633	1,246	151	41,754		30,430		73,728		147,309	686		146,623	1,873

NOTE: A. Report the five largest provisional commission rates included in the cedant's reinsurance treaties.

The commission rate to be reported is by contract with ceded premium in excess of \$50,000:

	1 Name of Reinsurer	2 Commission Rate	3 Ceded Premium
1.	FACTORY MUTUAL INSURANCE COMPANY .....	35.000	356,202
2.	GENERAL REINSURANCE CORPORATION .....	32.500	3,332,953
3.	HARTFORD STEAM BOILER INSPECTION & INS .....	30.000	914,458
4.	SWISS REINSURANCE AMERICA CORPORATION .....	25.000	136,056
5.	AMERICAN AGRICULTURAL INSURANCE COMPANY .....	25.000	125,852

B. Report the five largest reinsurance recoverables reported in Column 15, due from any one reinsurer (based on the total recoverables, Line 9999999, Column 15), the amount of ceded premium, and indicate whether the recoverables are due from an affiliated insurer.

	1 Name of Reinsurer	2 Total Recoverables	3 Ceded Premiums	4 Affiliated
1.	GENERAL REINSURANCE CORPORATION .....	16,476,837	7,369,097	Yes [ ] No [ X ]
2.	HARTFORD STEAM BOILER INSPECTION & INS .....	524,231	914,458	Yes [ ] No [ X ]
3.	MUNICH REINSURANCE AMERICA, INC .....	450,000	7,186	Yes [ ] No [ X ]
4.	FACTORY MUTUAL INSURANCE COMPANY .....	187,837	356,202	Yes [ ] No [ X ]
5.	SWISS REINSURANCE AMERICA CORPORATION .....	112,312	220,477	Yes [ ] No [ X ]

ANNUAL STATEMENT FOR THE YEAR 2017 OF THE United Ohio Insurance Company

SCHEDULE F - PART 4

Aging of Ceded Reinsurance as of December 31, Current Year (\$000 Omitted)

1  ID Number	2  NAIC Com- pany Code	3   Name of Reinsurer	4   Domiciliary Jurisdiction	Reinsurance Recoverable on Paid Losses and Paid Loss Adjustment Expenses							12  Percentage Overdue Col. 10/Col. 11	13  Percentage More Than 120 Days Overdue Col. 9/Col. 11
				5  Current	Overdue					11  Total Due Cols. 5 + 10		
					6  1 to 29 Days	7  30 to 90 Days	8  91 to 120 Days	9  Over 120 Days	10  Total Overdue Cols. 6 + 7 + 8 + 9			
0499999. Total Authorized - Affiliates - U.S. Non-Pool												
0799999. Total Authorized - Affiliates - Other (Non-U.S.)												
0899999. Total Authorized - Affiliates												
36-2661954	10103	AMERICAN AGRICULTURAL INSURANCE COMPANY	IN	6						6		
47-0574325	32603	BERKLEY INSURANCE COMPANY	DE	5						5		
42-0234980	21415	EMPLOYERS MUTUAL CASUALTY CO	IA	5						5		
05-0316605	21482	FACTORY MUTUAL INSURANCE COMPANY	RI	16						16		
42-0245840	13897	FARMERS MUTUAL HAIL INSURANCE COMPANY	IA	3						3		
13-2673100	22039	GENERAL REINSURANCE CORPORATION	DE	1,343						1,343		
06-0384680	11452	HARTFORD STEAM BOILER INSPECTION & INS	CT	5						5		
13-1675535	25364	SWISS REINSURANCE AMERICA CORPORATION	NY	7						7		
13-2918573	42439	THE TOA REINSURANCE COMPANY OF AMERICA	DE	5						5		
0999999. Total Authorized - Other U.S. Unaffiliated Insurers				1,395						1,395		
1399999. Total Authorized				1,395						1,395		
1799999. Total Unauthorized - Affiliates - U.S. Non-Pool												
2099999. Total Unauthorized - Affiliates - Other (Non-U.S.)												
2199999. Total Unauthorized - Affiliates												
AA-1340125	00000	HANNOVER RUCKVERSICHERUNGS AG	DEU	2						2		
2599999. Total Unauthorized - Other Non-U.S. Insurers				2						2		
2699999. Total Unauthorized				2						2		
3099999. Total Certified - Affiliates - U.S. Non-Pool												
3399999. Total Certified - Affiliates - Other (Non-U.S.)												
3499999. Total Certified - Affiliates												
3999999. Total Certified												
4099999. Total Authorized, Unauthorized and Certified				1,397						1,397		
4199999. Total Protected Cells												
9999999 Totals				1,397						1,397		

# ANNUAL STATEMENT FOR THE YEAR 2017 OF THE United Ohio Insurance Company

## SCHEDULE F - PART 5

### Provision for Unauthorized Reinsurance as of December 31, Current Year (\$'000 Omitted)

1	2	3	4	5	6	7	8	9	10	11	12	13	14	15	16	17	18	19
ID Number	NAIC Company Code	Name of Reinsurer	Domiciliary Jurisdiction	Special Code	Reinsurance Recoverable all Items Schedule F Part 3, Col. 15	Funds Held By Company Under Reinsurance Treaties	Letters of Credit	Issuing or Confirming Bank Reference Number (a)	Ceded Balances Payable	Miscellaneous Balances Payable	Trust Funds and Other Allowed Offset Items	Total Collateral and Offsets Allowed (Cols. 7+8+10+11 +12 but not in Excess of Col. 6)	Provision for Unauthorized Reinsurance (Col. 6 Minus Col. 13)	Recoverable Paid Losses & LAE Expenses Over 90 Days past Due not in Dispute	20% of Amount in Col. 15	20% of Amount in Dispute Included in Column 6	Provision for Overdue Reinsurance (Col 16 plus Col. 17)	Total Provision for Reinsurance Ceded to Unauthorized Reinsurers (Col. 14 plus Col. 18 but not in Excess of Col. 6)
0499999. Total - U.S. Non-Pool								XXX										
0799999. Total - Other (Non-U.S.)								XXX										
0899999. Total - Affiliates								XXX										
AA-3194139	..00000	AXIS SPECIALTY LIMITED .....	BMJ															
AA-3194161	..00000	CATLIN INSURANCE COMPANY LTD .....	BMJ						3		(3)							
AA-3194122	..00000	DAVINCI REINSURANCE LTD .....	BMJ						1		(1)							
AA-1340125	..00000	HANNOVER RUCKVERSICHERUNGS AG .....	DEU		39				4		35	39						
AA-3190875	..00000	HISCOX INSURANCE COMPANY .....	BMJ						1		(1)							
AA-1840000	..00000	MAPFRE RE COMPANIA DE REASEGUROS, S.A. ....	ESP															
AA-1460019	..00000	MS AMLIN AG .....	CHE						(17)		17							
AA-3190339	..00000	RENAISSANCE REINSURANCE, LTD .....	BMJ						2		(2)							
AA-1340192	..00000	R&V VERSICHERUNG AG .....	DEU						3		(3)							
AA-1440076	..00000	SIRIUS INTERNATIONAL CORPORATION .....	SWE															
1299999. Total Other Non-U.S. Insurers					39			XXX	(3)		42	39						
1399999. Total Affiliates and Others					39			XXX	(3)		42	39						
1499999. Total Protected Cells								XXX										
9999999 Totals					39			XXX	(3)		42	39						

- |    |                                |       |                              |
|----|--------------------------------|-------|------------------------------|
| 1. | Amounts in dispute totaling \$ | _____ | are included in Column 6.    |
| 2. | Amounts in dispute totaling \$ | _____ | are excluded from Column 15. |

(a)	Issuing or Confirming Bank Reference Number	Letters of Credit Code	American Bankers Association (ABA) Routing Number	Issuing or Confirming Bank Name	Letters of Credit Amount
				NONE	



Schedule F - Part 6 - Section 1 - Provision for Reinsurance Ceded to Certified Reinsurers

**N O N E**

Schedule F - Part 6 - Section 1 - Bank Footnote

**N O N E**

Schedule F - Part 6 - Section 2 - Provision for Overdue Reinsurance Ceded to Certified Reinsurers

**N O N E**

Schedule F - Part 7 - Provision for Overdue Authorized Reinsurance

**N O N E**

## ANNUAL STATEMENT FOR THE YEAR 2017 OF THE United Ohio Insurance Company

## SCHEDULE F - PART 8

Provision for Overdue Reinsurance as of December 31, Current Year

1  ID Number	2 NAIC Company Code	3  Name of Reinsurer	4  Reinsurance Recoverable All Items	5 Funds Held By Company Under Reinsurance Treaties	6  Letters of Credit	7  Ceded Balances Payable	8  Other Miscellaneous Balances	9  Other Allowed Offset Items	10 Sum of Cols. 5 through 9 but not in excess of Col. 4	11 Col. 4 minus Col. 10	12 Greater of Col. 11 or Schedule F - Part 4 Cols. 8 + 9
AA-1340192	.00000	R&V VERSICHERUNG AG	23			3,089			23		
9999999 Totals			23			3,089			23		

- |    |   |  |
|----|---|--|
| 1. | Total .....   |  |
| 2. | Line 1 x .20 .....  |  |
| 3. | Schedule F - Part 7 Col. 11 .....   |  |
| 4. | Provision for Overdue Authorized Reinsurance (Lines 2 + 3) .....  |  |
| 5. | Provision for Reinsurance Ceded to Unauthorized Reinsurers (Schedule F - Part 5 Col. 19 x 1000) .....                 |  |
| 6. | Provision for Reinsurance Ceded to Certified Reinsurers (Schedule F- Part 6, Section 1, Col. 21 x 1000) .....         |  |
| 7. | Provision for Overdue Reinsurance Ceded to Certified Reinsurers (Schedule F - Part 6, Section 2, Col 15 x 1000) ..... |  |
| 8. | Provision for Reinsurance (sum Lines 4 + 5 + 6 + 7) (Enter this amount on Page 3, Line 16) .....                      |  |

SCHEDULE F - PART 9

Restatement of Balance Sheet to Identify Net Credit for Reinsurance

	1 As Reported (Net of Ceded)	2 Restatement Adjustments	3 Restated (Gross of Ceded)
ASSETS (Page 2, Col. 3)			
1. Cash and invested assets (Line 12) .....	274,398,140		274,398,140
2. Premiums and considerations (Line 15) .....	35,795,618		35,795,618
3. Reinsurance recoverable on loss and loss adjustment expense payments (Line 16.1) .....	1,397,344	(1,397,344)	
4. Funds held by or deposited with reinsured companies (Line 16.2) .....			
5. Other assets .....	28,927,915		28,927,915
6. Net amount recoverable from reinsurers .....		144,746,975	144,746,975
7. Protected cell assets (Line 27) .....			
8. Totals (Line 28) .....	340,519,017	143,349,631	483,868,648
LIABILITIES (Page 3)			
9. Losses and loss adjustment expenses (Lines 1 through 3) .....	66,880,836	72,184,820	139,065,656
10. Taxes, expenses, and other obligations (Lines 4 through 8) .....	18,957,534		18,957,534
11. Unearned premiums (Line 9) .....	67,686,041	73,720,521	141,406,562
12. Advance premiums (Line 10) .....	931,217		931,217
13. Dividends declared and unpaid (Line 11.1 and 11.2) .....			
14. Ceded reinsurance premiums payable (net of ceding commissions (Line 12) .....	685,511	(682,417)	3,094
15. Funds held by company under reinsurance treaties (Line 13) .....	1,873,293	(1,873,293)	
16. Amounts withheld or retained by company for account of others (Line 14) .....	12,996		12,996
17. Provision for reinsurance (Line 16) .....			
18. Other liabilities .....	11,094,117		11,094,117
19. Total liabilities excluding protected cell business (Line 26) .....	168,121,545	143,349,631	311,471,176
20. Protected cell liabilities (Line 27) .....			
21. Surplus as regards policyholders (Line 37)	172,397,472	XXX	172,397,472
22. Totals (Line 38)	340,519,017	143,349,631	483,868,648

NOTE: Is the restatement of this exhibit the result of grossing up balances ceded to affiliates under 100 percent reinsurance or pooling arrangements? ..... Yes [ X ] No [ ]

If yes, give full explanation: Ohio Mutual Insurance Company and its wholly owned subsidiaries, United Ohio Insurance Company and Casco Indemnity Company, entered into a pooling agreement whereby all underwriting results are pooled and then split 27% to Ohio Mutual, 65% to United Ohio, and 8% to Casco Indemnity. ....

ANNUAL STATEMENT FOR THE YEAR 2017 OF THE United Ohio Insurance Company

SCHEDULE H - ACCIDENT AND HEALTH EXHIBIT

	Total		Group Accident and Health		Credit Accident and Health (Group and Individual)		Collectively Renewable		Other Individual Contracts									
									Non-Cancelable		Guaranteed Renewable		Non-Renewable for Stated Reasons Only		Other Accident Only		All Other	
	1 Amount	2 %	3 Amount	4 %	5 Amount	6 %	7 Amount	8 %	9 Amount	10 %	11 Amount	12 %	13 Amount	14 %	15 Amount	16 %	17 Amount	18 %
PART 1. - ANALYSIS OF UNDERWRITING OPERATIONS																		
1. Premiums written .....	1,962	XXX		XXX		XXX		XXX	1,962	XXX		XXX		XXX		XXX		XXX
2. Premiums earned .....	2,042	XXX		XXX		XXX		XXX	2,042	XXX		XXX		XXX		XXX		XXX
3. Incurred claims .....	(419)	(20.5)							(419)	(20.5)								
4. Cost containment expenses .....																		
5. Incurred claims and cost containment expenses (Lines 3 and 4) .....	(419)	(20.5)							(419)	(20.5)								
6. Increase in contract reserves .....																		
7. Commissions (a) .....	335	16.4							335	16.4								
8. Other general insurance expenses .....	303	14.8							303	14.8								
9. Taxes, licenses and fees .....																		
10. Total other expenses incurred .....	638	31.2							638	31.2								
11. Aggregate write-ins for deductions .....																		
12. Gain from underwriting before dividends or refunds .....	1,823	89.3							1,823	89.3								
13. Dividends or refunds .....																		
14. Gain from underwriting after dividends or refunds .....	1,823	89.3							1,823	89.3								
DETAILS OF WRITE-INS																		
1101. ....																		
1102. ....																		
1103. ....																		
1198. Summary of remaining write-ins for Line 11 from overflow page .....																		
1199. Totals (Lines 1101 thru 1103 plus 1198)(Line 11 above)																		

(a) Includes \$ ..... reported as "Contract, membership and other fees retained by agents."

ANNUAL STATEMENT FOR THE YEAR 2017 OF THE United Ohio Insurance Company

**SCHEDULE H - ACCIDENT AND HEALTH EXHIBIT (Continued)**

	1	2	3	4	Other Individual Contracts				
					5	6	7	8	9
	Total	Group Accident and Health	Credit Accident and Health (Group and Individual)	Collectively Renewable	Non-Cancelable	Guaranteed Renewable	Non-Renewable for Stated Reasons Only	Other Accident Only	All Other
<b>PART 2. - RESERVES AND LIABILITIES</b>									
A. Premium Reserves:									
1. Unearned premiums .....	1,057				1,057				
2. Advance premiums .....									
3. Reserve for rate credits .....									
4. Total premium reserves, current year .....	1,057				1,057				
5. Total premium reserves, prior year .....	1,137				1,137				
6. Increase in total premium reserves .....	(80)				(80)				
B. Contract Reserves:									
1. Additional reserves (a) .....									
2. Reserve for future contingent benefits .....									
3. Total contract reserves, current year .....									
4. Total contract reserves, prior year .....									
5. Increase in contract reserves .....									
C. Claim Reserves and Liabilities:									
1. Total current year .....									
2. Total prior year .....	.650				.650				
3. Increase .....	(650)				(650)				

<b>PART 3. - TEST OF PRIOR YEAR'S CLAIM RESERVES AND LIABILITIES</b>									
1. Claims paid during the year:									
1.1 On claims incurred prior to current year .....									
1.2 On claims incurred during current year .....	231				231				
2. Claim reserves and liabilities, December 31, current year:									
2.1 On claims incurred prior to current year .....									
2.2 On claims incurred during current year .....									
3. Test:									
3.1 Line 1.1 and 2.1 .....									
3.2 Claim reserves and liabilities, December 31, prior year .....	.650				.650				
3.3 Line 3.1 minus Line 3.2 .....	(650)				(650)				

<b>PART 4. - REINSURANCE</b>									
A. Reinsurance Assumed:									
1. Premiums written .....	1,962				1,962				
2. Premiums earned .....									
3. Incurred claims .....									
4. Commissions .....									
B. Reinsurance Ceded:									
1. Premiums written .....	3,018				3,018				
2. Premiums earned .....									
3. Incurred claims .....									
4. Commissions .....									

(a) Includes \$ ..... premium deficiency reserve.

ANNUAL STATEMENT FOR THE YEAR 2017 OF THE United Ohio Insurance Company

**SCHEDULE H - PART 5 - HEALTH CLAIMS**

	1 Medical	2 Dental	3 Other	4 Total
A. Direct:				
1. Incurred Claims .....			(419)	(419)
2. Beginning claim reserves and liabilities .....				
3. Ending claim reserves and liabilities .....				
4. Claims paid			(419)	(419)
B. Assumed Reinsurance:				
5. Incurred Claims.....				
6. Beginning claim reserves and liabilities .....				
7. Ending claim reserves and liabilities .....				
8. Claims paid				
C. Ceded Reinsurance:				
9. Incurred Claims.....				
10. Beginning claim reserves and liabilities .....				
11. Ending claim reserves and liabilities .....				
12. Claims paid				
D. Net:				
13. Incurred Claims.....			(419)	(419)
14. Beginning claim reserves and liabilities .....				
15. Ending claim reserves and liabilities .....				
16. Claims paid			(419)	(419)
E. Net Incurred Claims and Cost Containment Expenses:				
17. Incurred claims and cost containment expenses .....				
18. Beginning reserves and liabilities .....				
19. Ending reserves and liabilities .....				
20. Paid claims and cost containment expenses				

ANNUAL STATEMENT FOR THE YEAR 2017 OF THE United Ohio Insurance Company

**SCHEDULE P - PART 1A - HOMEOWNERS/FARMOWNERS**

(\$000 OMITTED)

Years in Which Premiums Were Earned and Losses Were Incurred	Premiums Earned			Loss and Loss Expense Payments								12
	1  Direct and Assumed	2  Ceded	3  Net (1 - 2)	Loss Payments		Defense and Cost Containment Payments		Adjusting and Other Payments		10  Salvage and Subrogation Received	11  Total Net Paid Cols (4 - 5 + 6 - 7 + 8 - 9)	Number of Claims Reported Direct and Assumed
				4  Direct and Assumed	5  Ceded	6  Direct and Assumed	7  Ceded	8  Direct and Assumed	9  Ceded			
1. Prior.....	XXX	XXX	XXX									XXX
2. 2008.....	25,971	1,842	24,129	21,821	7,085	647	298	1,548		129	16,633	4,734
3. 2009.....	27,002	2,418	24,584	17,973	4,059	359	33	1,518		289	15,758	4,070
4. 2010.....	28,247	1,717	26,530	14,565	221	403	1	1,426		179	16,172	4,937
5. 2011.....	29,774	2,402	27,372	25,838	5,182	597	182	2,184		120	23,255	4,131
6. 2012.....	31,827	4,014	27,813	32,779	15,927	1,342	754	2,737		140	20,177	4,324
7. 2013.....	34,098	2,992	31,106	20,183	835	354	2	2,324		296	22,024	2,649
8. 2014.....	36,413	3,585	32,828	14,826	97	268	1	1,782		418	16,778	1,890
9. 2015.....	37,495	3,210	34,285	12,903	116	324	1	1,424		260	14,534	1,738
10. 2016.....	38,237	3,280	34,957	13,582	675	278	3	1,624		290	14,806	1,634
11. 2017.....	39,304	3,304	36,000	15,428	949	296	7	1,617		90	16,385	1,964
12. Totals	XXX	XXX	XXX	189,898	35,146	4,868	1,282	18,184		2,211	176,522	XXX

	Losses Unpaid				Defense and Cost Containment Unpaid				Adjusting and Other Unpaid		23	24	25
	Case Basis		Bulk + IBNR		Case Basis		Bulk + IBNR						
	13	14	15	16	17	18	19	20	21	22			
	Direct and Assumed	Ceded	Direct and Assumed	Ceded	Direct and Assumed	Ceded	Direct and Assumed	Ceded	Direct and Assumed	Ceded			
1. Prior.....													
2. 2008.....	33		17				2					52	1
3. 2009.....													
4. 2010.....	10		5				1					16	1
5. 2011.....	3		1									4	1
6. 2012.....	128		64				10					202	6
7. 2013.....	22		9				2					33	4
8. 2014.....	28		8				8					44	5
9. 2015.....	229	4	138	41			53		4			379	11
10. 2016.....	513	3	398	75			93		45			971	26
11. 2017.....	3,898	489	1,673	171			320		429			5,660	213
12. Totals	4,864	496	2,313	287			489		478			7,361	268

	Total Losses and Loss Expenses Incurred			Loss and Loss Expense Percentage (Incurred /Premiums Earned)			Nontabular Discount		34 Inter-Company Pooling Participation Percentage	Net Balance Sheet Reserves After Discount	
	26	27	28	29	30	31	32	33		35	36
	Direct and Assumed	Ceded	Net	Direct and Assumed	Ceded	Net	Loss	Loss Expense		Losses Unpaid	Loss Expenses Unpaid
1. Prior.....	XXX	XXX	XXX	XXX	XXX	XXX			XXX		
2. 2008.....	24,068	7,383	16,685	92.7	400.8	69.1			65.0	50	2
3. 2009.....	19,850	4,092	15,758	73.5	169.2	64.1			65.0		
4. 2010.....	16,410	222	16,188	58.1	12.9	61.0			65.0	15	1
5. 2011.....	28,623	5,364	23,259	96.1	223.3	85.0			65.0	4	
6. 2012.....	37,060	16,681	20,379	116.4	415.6	73.3			65.0	192	10
7. 2013.....	22,894	837	22,057	67.1	28.0	70.9			65.0	31	2
8. 2014.....	16,920	98	16,822	46.5	2.7	51.2			65.0	36	8
9. 2015.....	15,075	162	14,913	40.2	5.0	43.5			65.0	322	57
10. 2016.....	16,533	756	15,777	43.2	23.0	45.1			65.0	833	138
11. 2017.....	23,661	1,616	22,045	60.2	48.9	61.2			65.0	4,911	749
12. Totals	XXX	XXX	XXX	XXX	XXX	XXX			XXX	6,394	967

ANNUAL STATEMENT FOR THE YEAR 2017 OF THE United Ohio Insurance Company

**SCHEDULE P - PART 1B - PRIVATE PASSENGER AUTO LIABILITY/MEDICAL**

(\$000 OMITTED)

Years in Which Premiums Were Earned and Losses Were Incurred	Premiums Earned			Loss and Loss Expense Payments							12	
	1  Direct and Assumed	2  Ceded	3  Net (1 - 2)	Loss Payments		Defense and Cost Containment Payments		Adjusting and Other Payments		10  Salvage and Subrogation Received	11  Total Net Paid Cols (4 - 5 + 6 - 7 + 8 - 9)	Number of Claims Reported Direct and Assumed
				4  Direct and Assumed	5  Ceded	6  Direct and Assumed	7  Ceded	8  Direct and Assumed	9  Ceded			
1. Prior.....	XXX	XXX	XXX	(11)		1		(1)		11	(11)	XXX
2. 2008.....	30,510	1,866	28,644	18,771	1,517	1,001	34	1,610	52	823	19,779	4,379
3. 2009.....	31,716	2,003	29,713	20,520	1,931	1,052	66	1,786	63	811	21,298	4,985
4. 2010.....	32,274	1,260	31,014	20,884	1,428	1,240	125	1,853	28	983	22,396	5,998
5. 2011.....	30,091	382	29,709	17,229	68	1,085	1	1,335		709	19,580	3,283
6. 2012.....	27,009	249	26,760	16,946	474	975	32	1,239		795	18,654	2,510
7. 2013.....	25,776	183	25,593	15,280	43	582	2	1,199		490	17,016	2,459
8. 2014.....	26,807	131	26,676	16,948		562		1,437		547	18,947	2,376
9. 2015.....	27,851	154	27,697	16,364	47	429		1,966		682	18,712	2,309
10. 2016.....	29,724	155	29,569	14,775	2	172		1,906		376	16,851	2,319
11. 2017.....	32,909	206	32,703	9,380	7	79		1,491		171	10,943	2,381
12. Totals	XXX	XXX	XXX	167,086	5,517	7,178	260	15,821	143	6,398	184,165	XXX

	Losses Unpaid				Defense and Cost Containment Unpaid				Adjusting and Other Unpaid		23	24	25
	Case Basis		Bulk + IBNR		Case Basis		Bulk + IBNR						
	13	14	15	16	17	18	19	20	21	22			
	Direct and Assumed	Ceded	Direct and Assumed	Ceded	Direct and Assumed	Ceded	Direct and Assumed	Ceded	Direct and Assumed	Ceded			
1. Prior.....													
2. 2008.....	3		2									5	1
3. 2009.....	5	1							1			5	1
4. 2010.....	16	2					1		4			19	1
5. 2011.....	66		13				9		2			90	3
6. 2012.....	97		55	10			38		10			190	4
7. 2013.....	430		211	5			60		12			708	11
8. 2014.....	795		365	87			111		60			1,244	31
9. 2015.....	1,944	60	473	183			380		120			2,674	75
10. 2016.....	4,130	12	2,136	385			667		366			6,902	227
11. 2017.....	7,940	29	6,029	672			911		1,200			15,379	847
12. Totals	15,426	104	9,284	1,342			2,177		1,775			27,216	1,201

	Total Losses and Loss Expenses Incurred			Loss and Loss Expense Percentage (Incurred /Premiums Earned)			Nontabular Discount		34 Inter-Company Pooling Participation Percentage	Net Balance Sheet Reserves After Discount	
	26	27	28	29	30	31	32	33		35	36
	Direct and Assumed	Ceded	Net	Direct and Assumed	Ceded	Net	Loss	Loss Expense		Losses Unpaid	Loss Expenses Unpaid
1. Prior.....	XXX	XXX	XXX	XXX	XXX	XXX			XXX		
2. 2008.....	21,387	1,603	19,784	70.1	85.9	69.1			65.0	5	
3. 2009.....	23,364	2,061	21,303	73.7	102.9	71.7			65.0	4	1
4. 2010.....	23,998	1,583	22,415	74.4	125.6	72.3			65.0	14	5
5. 2011.....	19,739	69	19,670	65.6	18.1	66.2			65.0	79	11
6. 2012.....	19,360	516	18,844	71.7	207.2	70.4			65.0	142	48
7. 2013.....	17,774	50	17,724	69.0	27.3	69.3			65.0	636	72
8. 2014.....	20,278	87	20,191	75.6	66.4	75.7			65.0	1,073	171
9. 2015.....	21,676	290	21,386	77.8	188.3	77.2			65.0	2,174	500
10. 2016.....	24,152	399	23,753	81.3	257.4	80.3			65.0	5,869	1,033
11. 2017.....	27,030	708	26,322	82.1	343.7	80.5			65.0	13,268	2,111
12. Totals	XXX	XXX	XXX	XXX	XXX	XXX			XXX	23,264	3,952



ANNUAL STATEMENT FOR THE YEAR 2017 OF THE United Ohio Insurance Company

**SCHEDULE P - PART 1C - COMMERCIAL AUTO/TRUCK LIABILITY/MEDICAL**

(\$000 OMITTED)

Years in Which Premiums Were Earned and Losses Were Incurred	Premiums Earned			Loss and Loss Expense Payments								12
	1  Direct and Assumed	2  Ceded	3  Net (1 - 2)	Loss Payments		Defense and Cost Containment Payments		Adjusting and Other Payments		10  Salvage and Subrogation Received	11  Total Net Paid Cols (4 - 5 + 6 - 7 + 8 - 9)	Number of Claims Reported Direct and Assumed
				4  Direct and Assumed	5  Ceded	6  Direct and Assumed	7  Ceded	8  Direct and Assumed	9  Ceded			
1. Prior.....	XXX	XXX	XXX									XXX
2. 2008.....	4,796	382	4,414	1,166	7	188		109		10	1,456	292
3. 2009.....	5,870	606	5,264	2,038	57	168	5	198		255	2,342	387
4. 2010.....	6,392	520	5,872	3,747	345	265	6	330	1	33	3,990	610
5. 2011.....	7,026	443	6,583	2,296		303		282		45	2,881	422
6. 2012.....	7,968	471	7,497	3,978	313	299	21	412		42	4,355	433
7. 2013.....	9,102	495	8,607	4,779	347	508	15	556		63	5,481	454
8. 2014.....	10,339	551	9,788	7,315	607	584	27	769		44	8,034	554
9. 2015.....	10,641	617	10,024	4,414	346	175	5	520		48	4,758	607
10. 2016.....	11,040	706	10,334	3,444	65	105		489		24	3,973	544
11. 2017.....	11,506	846	10,660	1,969		33		453		26	2,455	496
12. Totals	XXX	XXX	XXX	35,146	2,087	2,628	79	4,118	1	590	39,725	XXX

	Losses Unpaid				Defense and Cost Containment Unpaid				Adjusting and Other Unpaid		23	24	25
	Case Basis		Bulk + IBNR		Case Basis		Bulk + IBNR						
	13	14	15	16	17	18	19	20	21	22			
	Direct and Assumed	Ceded	Direct and Assumed	Ceded	Direct and Assumed	Ceded	Direct and Assumed	Ceded	Direct and Assumed	Ceded			
1. Prior.....													
2. 2008.....													
3. 2009.....													
4. 2010.....													
5. 2011.....							14		2			16	
6. 2012.....	100		46	1			29		12			186	2
7. 2013.....	254		77	3			97		60			485	5
8. 2014.....	1,042	211	367	8			245		70			1,505	17
9. 2015.....	2,142	658	899	316			233		55			2,355	31
10. 2016.....	1,320		1,239	274			473		133			2,891	49
11. 2017.....	2,032	2	2,538	388			538		484			5,202	137
12. Totals	6,890	871	5,166	990			1,629		816			12,640	241

	Total Losses and Loss Expenses Incurred			Loss and Loss Expense Percentage (Incurred /Premiums Earned)			Nontabular Discount		34 Inter-Company Pooling Participation Percentage	Net Balance Sheet Reserves After Discount	
	26	27	28	29	30	31	32	33		35	36
	Direct and Assumed	Ceded	Net	Direct and Assumed	Ceded	Net	Loss	Loss Expense		Losses Unpaid	Loss Expenses Unpaid
1. Prior.....	XXX	XXX	XXX	XXX	XXX	XXX			XXX		
2. 2008.....	1,463	7	1,456	30.5	1.8	33.0			65.0		
3. 2009.....	2,404	62	2,342	41.0	10.2	44.5			65.0		
4. 2010.....	4,342	352	3,990	67.9	67.7	67.9			65.0		
5. 2011.....	2,897		2,897	41.2		44.0			65.0		16
6. 2012.....	4,876	335	4,541	61.2	71.1	60.6			65.0	145	41
7. 2013.....	6,331	365	5,966	69.6	73.7	69.3			65.0	328	157
8. 2014.....	10,392	853	9,539	100.5	154.8	97.5			65.0	1,190	315
9. 2015.....	8,438	1,325	7,113	79.3	214.7	71.0			65.0	2,067	288
10. 2016.....	7,203	339	6,864	65.2	48.0	66.4			65.0	2,285	606
11. 2017.....	8,047	390	7,657	69.9	46.1	71.8			65.0	4,180	1,022
12. Totals	XXX	XXX	XXX	XXX	XXX	XXX			XXX	10,195	2,445

ANNUAL STATEMENT FOR THE YEAR 2017 OF THE United Ohio Insurance Company

**SCHEDULE P - PART 1D - WORKERS' COMPENSATION**  
**(EXCLUDING EXCESS WORKERS' COMPENSATION)**  
(\$000 OMITTED)

Years in Which Premiums Were Earned and Losses Were Incurred	Premiums Earned			Loss and Loss Expense Payments								12
	1	2	3	Loss Payments		Defense and Cost Containment Payments		Adjusting and Other Payments		10	11	Number of Claims Reported Direct and Assumed
	Direct and Assumed	Ceded	Net (1 - 2)	4	5	6	7	8	9	Salvage and Subrogation Received	Total Net Paid Cols (4 - 5 + 6 - 7 + 8 - 9)	
				Direct and Assumed	Ceded	Direct and Assumed	Ceded	Direct and Assumed	Ceded			
1. Prior.....	XXX	XXX	XXX									XXX
2. 2008.....												
3. 2009.....												
4. 2010.....												
5. 2011.....												
6. 2012.....												
7. 2013.....												
8. 2014.....												
9. 2015.....												
10. 2016.....												
11. 2017.....												
12. Totals	XXX	XXX	XXX									XXX

	Losses Unpaid				Defense and Cost Containment Unpaid				Adjusting and Other Unpaid		23  Salvage and Subrogation Anticipated	24  Total Net Losses and Expenses Unpaid	25  Number of Claims Outstanding Direct and Assumed
	Case Basis		Bulk + IBNR		Case Basis		Bulk + IBNR		Adjusting and Other Unpaid				
	13	14	15	16	17	18	19	20	21	22			
	Direct and Assumed	Ceded	Direct and Assumed	Ceded	Direct and Assumed	Ceded	Direct and Assumed	Ceded	Direct and Assumed	Ceded			
1. Prior.....													
2. 2008.....													
3. 2009.....													
4. 2010.....													
5. 2011.....													
6. 2012.....													
7. 2013.....													
8. 2014.....													
9. 2015.....													
10. 2016.....													
11. 2017.....													
12. Totals													

	Total Losses and Loss Expenses Incurred			Loss and Loss Expense Percentage (Incurred /Premiums Earned)			Nontabular Discount		34 Inter-Company Pooling Participation Percentage	Net Balance Sheet Reserves After Discount	
	26	27	28	29	30	31	32	33		35	36
	Direct and Assumed	Ceded	Net	Direct and Assumed	Ceded	Net	Loss	Loss Expense		Losses Unpaid	Loss Expenses Unpaid
1. Prior.....	XXX	XXX	XXX	XXX	XXX	XXX			XXX		
2. 2008.....											
3. 2009.....											
4. 2010.....											
5. 2011.....											
6. 2012.....											
7. 2013.....											
8. 2014.....											
9. 2015.....											
10. 2016.....											
11. 2017.....											
12. Totals	XXX	XXX	XXX	XXX	XXX	XXX			XXX		

ANNUAL STATEMENT FOR THE YEAR 2017 OF THE United Ohio Insurance Company

**SCHEDULE P - PART 1E - COMMERCIAL MULTIPLE PERIL**

(\$000 OMITTED)

Years in Which Premiums Were Earned and Losses Were Incurred	Premiums Earned			Loss and Loss Expense Payments								12
	1  Direct and Assumed	2  Ceded	3  Net (1 - 2)	Loss Payments		Defense and Cost Containment Payments		Adjusting and Other Payments		10  Salvage and Subrogation Received	11  Total Net Paid Cols (4 - 5 + 6 - 7 + 8 - 9)	Number of Claims Reported Direct and Assumed
				4  Direct and Assumed	5  Ceded	6  Direct and Assumed	7  Ceded	8  Direct and Assumed	9  Ceded			
1. Prior.....	XXX	XXX	XXX	40		39		2		2	81	XXX
2. 2008.....	7,813	848	6,965	4,346	1,208	414	43	283		18	3,792	610
3. 2009.....	8,756	1,182	7,574	4,248	694	490	10	379		48	4,413	757
4. 2010.....	9,537	1,238	8,299	4,819	182	726	6	457		43	5,814	1,353
5. 2011.....	10,346	1,331	9,015	7,327	1,737	693	56	716		121	6,943	787
6. 2012.....	11,584	1,534	10,050	6,440	1,612	495	64	737		96	5,996	810
7. 2013.....	13,770	1,716	12,054	8,775	1,591	1,124	73	993		80	9,228	706
8. 2014.....	16,070	2,078	13,992	7,066	536	970	25	922		74	8,397	760
9. 2015.....	16,706	2,079	14,627	4,544	122	745	12	600		110	5,755	710
10. 2016.....	17,618	2,161	15,457	5,729	348	324	1	741		62	6,445	637
11. 2017.....	18,207	2,204	16,003	3,829	80	185	1	539		87	4,472	524
12. Totals	XXX	XXX	XXX	57,163	8,110	6,205	291	6,369		741	61,336	XXX

	Losses Unpaid				Defense and Cost Containment Unpaid				Adjusting and Other Unpaid		23	24	25
	Case Basis		Bulk + IBNR		Case Basis		Bulk + IBNR		Adjusting and Other Unpaid		Salvage and Subrogation Anticipated	Total Net Losses and Expenses Unpaid	Number of Claims Outstanding Direct and Assumed
	13	14	15	16	17	18	19	20	21	22			
	Direct and Assumed	Ceded	Direct and Assumed	Ceded	Direct and Assumed	Ceded	Direct and Assumed	Ceded	Direct and Assumed	Ceded			
1. Prior.....													
2. 2008.....													
3. 2009.....													
4. 2010.....	29		15	1			3		4			50	2
5. 2011.....			98	26			54		4			130	
6. 2012.....	62		63	2			54		1			178	3
7. 2013.....	222		54	29			210		8			465	12
8. 2014.....	774	3	325	258			409		31			1,278	35
9. 2015.....	1,901	233	529	359			987		19			2,844	62
10. 2016.....	845	13	842	151			881		100			2,504	66
11. 2017.....	2,054	368	2,164	438			1,362		471			5,245	116
12. Totals	5,887	617	4,090	1,264			3,960		638			12,694	296

	Total Losses and Loss Expenses Incurred			Loss and Loss Expense Percentage (Incurred /Premiums Earned)			Nontabular Discount		34 Inter-Company Pooling Participation Percentage	Net Balance Sheet Reserves After Discount	
	26	27	28	29	30	31	32	33		35	36
	Direct and Assumed	Ceded	Net	Direct and Assumed	Ceded	Net	Loss	Loss Expense		Losses Unpaid	Loss Expenses Unpaid
1. Prior.....	XXX	XXX	XXX	XXX	XXX	XXX			XXX		
2. 2008.....	5,043	1,251	3,792	64.5	147.5	54.4			65.0		
3. 2009.....	5,117	704	4,413	58.4	59.6	58.3			65.0		
4. 2010.....	6,053	189	5,864	63.5	15.3	70.7			65.0	43	7
5. 2011.....	8,892	1,819	7,073	85.9	136.7	78.5			65.0	72	58
6. 2012.....	7,852	1,678	6,174	67.8	109.4	61.4			65.0	123	55
7. 2013.....	11,386	1,693	9,693	82.7	98.7	80.4			65.0	247	218
8. 2014.....	10,497	822	9,675	65.3	39.6	69.1			65.0	838	440
9. 2015.....	9,325	726	8,599	55.8	34.9	58.8			65.0	1,838	1,006
10. 2016.....	9,462	513	8,949	53.7	23.7	57.9			65.0	1,523	981
11. 2017.....	10,604	887	9,717	58.2	40.2	60.7			65.0	3,412	1,833
12. Totals	XXX	XXX	XXX	XXX	XXX	XXX			XXX	8,096	4,598

Schedule P - Part 1F - Section 1 - Medical Professional Liability - Occurrence

**N O N E**

Schedule P - Part 1F - Section 2 - Medical Professional Liability - Claims-Made

**N O N E**

Schedule P - Part 1G - Special Liability (Ocean Marine, Aircraft (all perils), Boiler and Machinery)

**N O N E**

ANNUAL STATEMENT FOR THE YEAR 2017 OF THE United Ohio Insurance Company

**SCHEDULE P - PART 1H - SECTION 1 - OTHER LIABILITY - OCCURRENCE**

(\$000 OMITTED)

Years in Which Premiums Were Earned and Losses Were Incurred	Premiums Earned			Loss and Loss Expense Payments								12
	1  Direct and Assumed	2  Ceded	3  Net (1 - 2)	Loss Payments		Defense and Cost Containment Payments		Adjusting and Other Payments		10  Salvage and Subrogation Received	11  Total Net Paid Cols (4 - 5 + 6 - 7 + 8 - 9)	Number of Claims Reported Direct and Assumed
				4  Direct and Assumed	5  Ceded	6  Direct and Assumed	7  Ceded	8  Direct and Assumed	9  Ceded			
1. Prior.....	XXX	XXX	XXX	60				8			68	XXX
2. 2008.....	3,863	1,338	2,525	860		198		86		1	1,144	334
3. 2009.....	3,773	1,370	2,403	1,182	585	93		83		1	773	879
4. 2010.....	3,680	1,429	2,251	904	433	135	4	116		10	718	218
5. 2011.....	3,914	1,589	2,325	874	132	185	32	89		4	984	114
6. 2012.....	4,250	1,832	2,418	415		50		65		5	530	125
7. 2013.....	4,544	1,981	2,563	1,948	1,122	213		193		3	1,232	112
8. 2014.....	4,700	2,150	2,550	1,988	1,498	111	20	265		2	846	105
9. 2015.....	4,783	2,143	2,640	996	585	50		86		2	547	77
10. 2016.....	4,451	2,169	2,282	224		25		51		1	300	81
11. 2017.....	4,066	2,251	1,815	410	295	4		103			222	35
12. Totals	XXX	XXX	XXX	9,861	4,650	1,064	56	1,145		29	7,364	XXX

	Losses Unpaid				Defense and Cost Containment Unpaid				Adjusting and Other Unpaid		23	24	25
	Case Basis		Bulk + IBNR		Case Basis		Bulk + IBNR						
	13	14	15	16	17	18	19	20	21	22			
	Direct and Assumed	Ceded	Direct and Assumed	Ceded	Direct and Assumed	Ceded	Direct and Assumed	Ceded	Direct and Assumed	Ceded			
1. Prior.....	10											10	1
2. 2008.....													
3. 2009.....													
4. 2010.....													
5. 2011.....													
6. 2012.....	126		82	9			44					243	1
7. 2013.....	652	293	326	119			163		33			762	3
8. 2014.....	141		263	209			30		7			232	8
9. 2015.....	16		246	134			29		28			185	5
10. 2016.....	974	585	636	312			255		27			995	23
11. 2017.....	335	12	1,871	1,399			232		123			1,150	10
12. Totals	2,254	890	3,424	2,182			753		218			3,577	51

	Total Losses and Loss Expenses Incurred			Loss and Loss Expense Percentage (Incurred /Premiums Earned)			Nontabular Discount		34	Net Balance Sheet Reserves After Discount	
	26	27	28	29	30	31	32	33	Inter- Company Pooling Participation Percentage	35	36
	Direct and Assumed	Ceded	Net	Direct and Assumed	Ceded	Net	Loss	Loss Expense		Losses Unpaid	Loss Expenses Unpaid
1. Prior.....	XXX	XXX	XXX	XXX	XXX	XXX			XXX	10	
2. 2008.....	1,144		1,144	29.6		45.3			65.0		
3. 2009.....	1,358	585	773	36.0	42.7	32.2			65.0		
4. 2010.....	1,155	437	718	31.4	30.6	31.9			65.0		
5. 2011.....	1,148	164	984	29.3	10.3	42.3			65.0		
6. 2012.....	782	9	773	18.4	0.5	32.0			65.0	199	44
7. 2013.....	3,528	1,534	1,994	77.6	77.4	77.8			65.0	566	196
8. 2014.....	2,805	1,727	1,078	59.7	80.3	42.3			65.0	195	37
9. 2015.....	1,451	719	732	30.3	33.6	27.7			65.0	128	57
10. 2016.....	2,192	897	1,295	49.2	41.4	56.7			65.0	713	282
11. 2017.....	3,078	1,706	1,372	75.7	75.8	75.6			65.0	795	355
12. Totals	XXX	XXX	XXX	XXX	XXX	XXX			XXX	2,606	971

ANNUAL STATEMENT FOR THE YEAR 2017 OF THE United Ohio Insurance Company

**SCHEDULE P - PART 1H - SECTION 2 - OTHER LIABILITY - CLAIMS-MADE**

(\$000 OMITTED)

Years in Which Premiums Were Earned and Losses Were Incurred	Premiums Earned			Loss and Loss Expense Payments								12
	1	2	3	Loss Payments		Defense and Cost Containment Payments		Adjusting and Other Payments		10	11	Number of Claims Reported Direct and Assumed
				4	5	6	7	8	9			
				Direct and Assumed	Ceded	Net (1 - 2)	Direct and Assumed	Ceded	Direct and Assumed			
1. Prior.....	XXX	XXX	XXX									XXX
2. 2008.....												
3. 2009.....												
4. 2010.....												
5. 2011.....												
6. 2012.....												
7. 2013.....												
8. 2014.....												
9. 2015.....												
10. 2016.....												
11. 2017.....												
12. Totals	XXX	XXX	XXX									XXX

	Losses Unpaid				Defense and Cost Containment Unpaid				Adjusting and Other Unpaid		23  Salvage and Subrogation Anticipated	24  Total Net Losses and Expenses Unpaid	25  Number of Claims Outstanding Direct and Assumed
	Case Basis		Bulk + IBNR		Case Basis		Bulk + IBNR		Adjusting and Other Unpaid				
	13	14	15	16	17	18	19	20	21	22			
	Direct and Assumed	Ceded	Direct and Assumed	Ceded	Direct and Assumed	Ceded	Direct and Assumed	Ceded	Direct and Assumed	Ceded			
1. Prior.....													
2. 2008.....													
3. 2009.....													
4. 2010.....													
5. 2011.....													
6. 2012.....													
7. 2013.....													
8. 2014.....													
9. 2015.....													
10. 2016.....													
11. 2017.....													
12. Totals													

	Total Losses and Loss Expenses Incurred			Loss and Loss Expense Percentage (Incurred /Premiums Earned)			Nontabular Discount		34 Inter-Company Pooling Participation Percentage	Net Balance Sheet Reserves After Discount	
	26	27	28	29	30	31	32	33		35	36
	Direct and Assumed	Ceded	Net	Direct and Assumed	Ceded	Net	Loss	Loss Expense		Losses Unpaid	Loss Expenses Unpaid
1. Prior.....	XXX	XXX	XXX	XXX	XXX	XXX			XXX		
2. 2008.....											
3. 2009.....											
4. 2010.....											
5. 2011.....											
6. 2012.....											
7. 2013.....											
8. 2014.....											
9. 2015.....											
10. 2016.....											
11. 2017.....											
12. Totals	XXX	XXX	XXX	XXX	XXX	XXX			XXX		

ANNUAL STATEMENT FOR THE YEAR 2017 OF THE United Ohio Insurance Company

**SCHEDULE P - PART 11 - SPECIAL PROPERTY (FIRE, ALLIED LINES, INLAND MARINE, EARTHQUAKE, BURGLARY AND THEFT)**

(\$000 OMITTED)

Years in Which Premiums Were Earned and Losses Were Incurred	Premiums Earned			Loss and Loss Expense Payments								12
	1	2	3	Loss Payments		Defense and Cost Containment Payments		Adjusting and Other Payments		10	11	Number of Claims Reported Direct and Assumed
				4	5	6	7	8	9			
Direct and Assumed	Ceded	Net (1 - 2)	Direct and Assumed	Ceded	Direct and Assumed	Ceded	Direct and Assumed	Ceded	Salvage and Subrogation Received	Total Net Paid Cols (4 - 5 + 6 - 7 + 8 - 9)		
1. Prior.....	XXX	XXX	XXX	.....(36)	.....1	.....6		.....(2)		.....42	.....(33)	XXX
2. 2016.....	13,689	854	12,835	4,175		119		476		79	4,770	XXX
3. 2017	13,410	794	12,616	3,970		123		430		50	4,523	XXX
4. Totals	XXX	XXX	XXX	8,109	1	248		904		171	9,260	XXX

	Losses Unpaid				Defense and Cost Containment Unpaid				Adjusting and Other Unpaid		23	24	25
	Case Basis		Bulk + IBNR		Case Basis		Bulk + IBNR						
	13	14	15	16	17	18	19	20	21	22			
	Direct and Assumed	Ceded	Direct and Assumed	Ceded	Direct and Assumed	Ceded	Direct and Assumed	Ceded	Direct and Assumed	Ceded			
1. Prior			7				1					8	
2. 2016	70		44	5			8		7			124	2
3. 2017	666		308	125			77		61			987	42
4. Totals	736		359	130			86		68			1,119	44

	Total Losses and Loss Expenses Incurred			Loss and Loss Expense Percentage (Incurred /Premiums Earned)			Nontabular Discount		34 Inter-Company Pooling Participation Percentage	Net Balance Sheet Reserves After Discount	
	26	27	28	29	30	31	32	33		35	36
	Direct and Assumed	Ceded	Net	Direct and Assumed	Ceded	Net	Loss	Loss Expense		Losses Unpaid	Loss Expenses Unpaid
1. Prior	XXX	XXX	XXX	XXX	XXX	XXX			XXX	7	1
2. 2016	4,899	5	4,894	35.8	0.6	38.1			65.0	109	15
3. 2017	5,635	125	5,510	42.0	15.7	43.7			65.0	849	138
4. Totals	XXX	XXX	XXX	XXX	XXX	XXX			XXX	965	154

ANNUAL STATEMENT FOR THE YEAR 2017 OF THE United Ohio Insurance Company

**SCHEDULE P - PART 1J - AUTO PHYSICAL DAMAGE**

(\$000 OMITTED)

Years in Which Premiums Were Earned and Losses Were Incurred	Premiums Earned			Loss and Loss Expense Payments							12	
	1  Direct and Assumed	2  Ceded	3  Net (1 - 2)	Loss Payments		Defense and Cost Containment Payments		Adjusting and Other Payments		10  Salvage and Subrogation Received	11  Total Net Paid Cols (4 - 5 + 6 - 7 + 8 - 9)	Number of Claims Reported Direct and Assumed
				4  Direct and Assumed	5  Ceded	6  Direct and Assumed	7  Ceded	8  Direct and Assumed	9  Ceded			
1. Prior.....	XXX	XXX	XXX	(177)	28	14		(13)		217	(204)	XXX
2. 2016.....	26,914	578	26,336	16,666		177		2,136		2,568	18,979	1
3. 2017.....	29,706	577	29,129	17,022		157		1,968		1,627	19,147	319
4. Totals	XXX	XXX	XXX	33,511	28	348		4,091		4,412	37,922	XXX

	Losses Unpaid				Defense and Cost Containment Unpaid				Adjusting and Other Unpaid		23	24	25
	Case Basis		Bulk + IBNR		Case Basis		Bulk + IBNR						
	13	14	15	16	17	18	19	20	21	22			
	Direct and Assumed	Ceded	Direct and Assumed	Ceded	Direct and Assumed	Ceded	Direct and Assumed	Ceded	Direct and Assumed	Ceded			
1. Prior	5	9	21	4			8					21	3
2. 2016	3		33	6			7		10			47	1
3. 2017	1,167		919	67			46		138			2,203	319
4. Totals	1,175	9	973	77			61		148			2,271	323

	Total Losses and Loss Expenses Incurred			Loss and Loss Expense Percentage (Incurred /Premiums Earned)			Nontabular Discount		34 Inter-Company Pooling Participation Percentage	Net Balance Sheet Reserves After Discount	
	26	27	28	29	30	31	32	33		35	36
	Direct and Assumed	Ceded	Net	Direct and Assumed	Ceded	Net	Loss	Loss Expense		Losses Unpaid	Loss Expenses Unpaid
1. Prior.....	XXX	XXX	XXX	XXX	XXX	XXX			XXX	13	8
2. 2016.....	19,032	6	19,026	70.7	1.0	72.2			65.0	30	17
3. 2017.....	21,417	67	21,350	72.1	11.6	73.3			65.0	2,019	184
4. Totals	XXX	XXX	XXX	XXX	XXX	XXX			XXX	2,062	209



ANNUAL STATEMENT FOR THE YEAR 2017 OF THE United Ohio Insurance Company

**SCHEDULE P - PART 1K - FIDELITY/SURETY**

(\$000 OMITTED)

Years in Which Premiums Were Earned and Losses Were Incurred	Premiums Earned			Loss and Loss Expense Payments								12
	1  Direct and Assumed	2  Ceded	3  Net (1 - 2)	Loss Payments		Defense and Cost Containment Payments		Adjusting and Other Payments		10  Salvage and Subrogation Received	11  Total Net Paid Cols (4 - 5 + 6 - 7 + 8 - 9)	Number of Claims Reported Direct and Assumed
				4  Direct and Assumed	5  Ceded	6  Direct and Assumed	7  Ceded	8  Direct and Assumed	9  Ceded			
1. Prior	XXX	XXX	XXX	NONE								XXX
2. 2016												XXX
3. 2017												XXX
4. Totals	XXX	XXX	XXX									XXX

	Losses Unpaid				Defense and Cost Containment Unpaid				Adjusting and Other Unpaid		23	24	25
	Case Basis		Bulk + IBNR		Case Basis		Bulk + IBNR		Adjusting and Other Unpaid		Salvage and Subrogation Anticipated	Total Net Losses and Expenses Unpaid	Number of Claims Outstanding Direct and Assumed
	13	14	15	16	17	18	19	20	21	22			
	Direct and Assumed	Ceded	Direct and Assumed	Ceded	Direct and Assumed	Ceded	Direct and Assumed	Ceded	Direct and Assumed	Ceded			
1. Prior.....													
2. 2016.....													
3. 2017.....													
4. Totals													

	Total Losses and Loss Expenses Incurred			Loss and Loss Expense Percentage (Incurred /Premiums Earned)			Nontabular Discount		34	Net Balance Sheet Reserves After Discount	
	26	27	28	29	30	31	32	33	Inter-Company Pooling Participation Percentage	35	36
	Direct and Assumed	Ceded	Net	Direct and Assumed	Ceded	Net	Loss	Loss Expense		Losses Unpaid	Loss Expenses Unpaid
1. Prior.....	XXX	XXX	XXX	XXX	XXX	XXX			XXX		
2. 2016.....											
3. 2017.....											
4. Totals	XXX	XXX	XXX		XXX	XXX			XXX		

ANNUAL STATEMENT FOR THE YEAR 2017 OF THE United Ohio Insurance Company

**SCHEDULE P - PART 1L - OTHER (INCLUDING CREDIT, ACCIDENT AND HEALTH)**

(\$000 OMITTED)

Years in Which Premiums Were Earned and Losses Were Incurred	Premiums Earned			Loss and Loss Expense Payments								12
	1  Direct and Assumed	2  Ceded	3  Net (1 - 2)	Loss Payments		Defense and Cost Containment Payments		Adjusting and Other Payments		10  Salvage and Subrogation Received	11  Total Net Paid Cols (4 - 5 + 6 - 7 + 8 - 9)	Number of Claims Reported Direct and Assumed
				4	5	6	7	8	9			
				Direct and Assumed	Ceded	Direct and Assumed	Ceded	Direct and Assumed	Ceded			
1. Prior.....	XXX	XXX	XXX									XXX
2. 2016.....	2		2	1							1	XXX
3. 2017.....	2		2									XXX
4. Totals	XXX	XXX	XXX	1							1	XXX

	Losses Unpaid				Defense and Cost Containment Unpaid				Adjusting and Other Unpaid		23	24	25
	Case Basis		Bulk + IBNR		Case Basis		Bulk + IBNR						
	13	14	15	16	17	18	19	20	21	22			
	Direct and Assumed	Ceded	Direct and Assumed	Ceded	Direct and Assumed	Ceded	Direct and Assumed	Ceded	Direct and Assumed	Ceded			
1. Prior													
2. 2016													
3. 2017													
4. Totals													

	Total Losses and Loss Expenses Incurred			Loss and Loss Expense Percentage (Incurred /Premiums Earned)			Nontabular Discount		34 Inter-Company Pooling Participation Percentage	Net Balance Sheet Reserves After Discount	
	26	27	28	29	30	31	32	33		35	36
	Direct and Assumed	Ceded	Net	Direct and Assumed	Ceded	Net	Loss	Loss Expense		Losses Unpaid	Loss Expenses Unpaid
1. Prior.....	XXX	XXX	XXX	XXX	XXX	XXX			XXX		
2. 2016.....	1		1	50.0		50.0					
3. 2017.....											
4. Totals	XXX	XXX	XXX	XXX	XXX	XXX			XXX		

Schedule P - Part 1M - International

**N O N E**

Schedule P - Part 1N - Reinsurance - Nonproportional Assumed Property

**N O N E**

Schedule P - Part 1O - Reinsurance - Nonproportional Assumed Liability

**N O N E**

Schedule P - Part 1P - Reinsurance - Nonproportional Assumed Financial Lines

**N O N E**

ANNUAL STATEMENT FOR THE YEAR 2017 OF THE United Ohio Insurance Company

**SCHEDULE P - PART 1R - SECTION 1 - PRODUCTS LIABILITY - OCCURRENCE**

(\$000 OMITTED)

Years in Which Premiums Were Earned and Losses Were Incurred	Premiums Earned			Loss and Loss Expense Payments								12
	1  Direct and Assumed	2  Ceded	3  Net (1 - 2)	Loss Payments		Defense and Cost Containment Payments		Adjusting and Other Payments		10  Salvage and Subrogation Received	11  Total Net Paid Cols (4 - 5 + 6 - 7 + 8 - 9)	Number of Claims Reported Direct and Assumed
				4  Direct and Assumed	5  Ceded	6  Direct and Assumed	7  Ceded	8  Direct and Assumed	9  Ceded			
1. Prior.....	XXX	XXX	XXX									XXX
2. 2008.....	200	21	179	4		4		2	1		9	11
3. 2009.....	176	4	172	19		23		2			44	46
4. 2010.....	146	2	144	7		8		1			16	119
5. 2011.....	123	1	122	20		12		3			35	10
6. 2012.....	118	1	117	15		1		1	1		16	4
7. 2013.....	125	1	124	18		11		2			31	4
8. 2014.....	137	1	136	1		8					9	4
9. 2015.....	137	1	136	1		1					2	3
10. 2016.....	126	1	125	4		1					5	3
11. 2017.....	129	1	128									
12. Totals	XXX	XXX	XXX	89		69		11	2		167	XXX

	Losses Unpaid				Defense and Cost Containment Unpaid				Adjusting and Other Unpaid		23	24	25
	Case Basis		Bulk + IBNR		Case Basis		Bulk + IBNR		Adjusting and Other Unpaid		Salvage and Subrogation Anticipated	Total Net Losses and Expenses Unpaid	Number of Claims Outstanding Direct and Assumed
	13	14	15	16	17	18	19	20	21	22			
	Direct and Assumed	Ceded	Direct and Assumed	Ceded	Direct and Assumed	Ceded	Direct and Assumed	Ceded	Direct and Assumed	Ceded			
1. Prior.....													
2. 2008.....													
3. 2009.....													
4. 2010.....													
5. 2011.....	1						1					2	1
6. 2012.....													
7. 2013.....													
8. 2014.....													
9. 2015.....													
10. 2016.....							1					1	
11. 2017.....													
12. Totals	1						2					3	1

	Total Losses and Loss Expenses Incurred			Loss and Loss Expense Percentage (Incurred /Premiums Earned)			Nontabular Discount		34 Inter-Company Pooling Participation Percentage	Net Balance Sheet Reserves After Discount	
	26	27	28	29	30	31	32	33		35	36
	Direct and Assumed	Ceded	Net	Direct and Assumed	Ceded	Net	Loss	Loss Expense		Losses Unpaid	Loss Expenses Unpaid
1. Prior.....	XXX	XXX	XXX	XXX	XXX	XXX			XXX		
2. 2008.....	10	1	9	5.0	4.8	5.0			65.0		
3. 2009.....	44		44	25.0		25.6			65.0		
4. 2010.....	16		16	11.0		11.1			65.0		
5. 2011.....	37		37	30.1		30.3			65.0	1	1
6. 2012.....	17	1	16	14.4	100.0	13.7			65.0		
7. 2013.....	31		31	24.8		25.0			65.0		
8. 2014.....	9		9	6.6		6.6			65.0		
9. 2015.....	2		2	1.5		1.5			65.0		
10. 2016.....	6		6	4.8		4.8			65.0		1
11. 2017.....									65.0		
12. Totals	XXX	XXX	XXX	XXX	XXX	XXX			XXX	1	2

Schedule P - Part 1R - Section 2 - Products Liability - Claims-Made

**N O N E**

Schedule P - Part 1S - Financial Guaranty/Mortgage Guaranty

**N O N E**

Schedule P - Part 1T - Warranty

**N O N E**

ANNUAL STATEMENT FOR THE YEAR 2017 OF THE United Ohio Insurance Company

SCHEDULE P - PART 2A - HOMEOWNERS/FARMOWNERS

Years in Which Losses Were Incurred	INCURRED NET LOSSES AND DEFENSE AND COST CONTAINMENT EXPENSES REPORTED AT YEAR END (\$000 OMITTED)										DEVELOPMENT	
	1 2008	2 2009	3 2010	4 2011	5 2012	6 2013	7 2014	8 2015	9 2016	10 2017	11 One Year	12 Two Year
1. Prior.....	3,400	1,528	1,095	1,008	991	979	975	975	976	976		1
2. 2008.....	17,219	15,560	15,196	15,129	15,087	15,091	15,106	15,106	15,135	15,137	2	31
3. 2009.....	XXX	15,551	14,429	14,429	14,518	14,262	14,253	14,249	14,250	14,240	(10)	(9)
4. 2010.....	XXX	XXX	16,346	15,222	14,907	14,832	14,755	14,746	14,746	14,762	16	16
5. 2011.....	XXX	XXX	XXX	22,751	21,667	21,522	21,091	21,090	21,079	21,075	(4)	(15)
6. 2012.....	XXX	XXX	XXX	XXX	18,263	17,745	17,657	17,715	17,650	17,642	(8)	(73)
7. 2013.....	XXX	XXX	XXX	XXX	XXX	21,168	20,023	19,739	19,729	19,733	4	(6)
8. 2014.....	XXX	XXX	XXX	XXX	XXX	XXX	16,937	15,552	15,174	15,040	(134)	(512)
9. 2015.....	XXX	XXX	XXX	XXX	XXX	XXX	XXX	14,512	13,733	13,485	(248)	(1,027)
10. 2016.....	XXX	XXX	XXX	XXX	XXX	XXX	XXX	XXX	15,547	14,108	(1,439)	XXX
11. 2017.....	XXX	XXX	XXX	XXX	XXX	XXX	XXX	XXX	XXX	19,999	XXX	XXX
12. Totals											(1,821)	(1,594)

SCHEDULE P - PART 2B - PRIVATE PASSENGER AUTO LIABILITY/MEDICAL

1. Prior.....	9,317	7,721	6,716	6,460	6,303	6,277	6,243	6,258	6,244	6,234	(10)	(24)
2. 2008.....	20,940	18,784	18,942	18,383	18,327	18,313	18,300	18,256	18,226	18,226		(30)
3. 2009.....	XXX	22,727	21,354	20,598	20,428	19,944	19,821	19,696	19,583	19,579	(4)	(117)
4. 2010.....	XXX	XXX	22,523	22,353	21,881	21,545	20,979	20,618	20,637	20,586	(51)	(32)
5. 2011.....	XXX	XXX	XXX	21,118	20,011	19,361	18,728	18,633	18,524	18,333	(191)	(300)
6. 2012.....	XXX	XXX	XXX	XXX	20,164	19,301	18,278	18,091	17,644	17,595	(49)	(496)
7. 2013.....	XXX	XXX	XXX	XXX	XXX	17,709	17,856	17,378	16,468	16,513	45	(865)
8. 2014.....	XXX	XXX	XXX	XXX	XXX	XXX	19,508	19,302	19,241	18,694	(547)	(608)
9. 2015.....	XXX	XXX	XXX	XXX	XXX	XXX	XXX	22,043	21,350	19,300	(2,050)	(2,743)
10. 2016.....	XXX	XXX	XXX	XXX	XXX	XXX	XXX	XXX	22,874	21,481	(1,393)	XXX
11. 2017.....	XXX	XXX	XXX	XXX	XXX	XXX	XXX	XXX	XXX	23,631	XXX	XXX
12. Totals											(4,250)	(5,215)

SCHEDULE P - PART 2C - COMMERCIAL AUTO/TRUCK LIABILITY/MEDICAL

1. Prior.....	1,833	2,053	2,120	1,610	1,596	1,578	1,578	1,578	1,578	1,578		
2. 2008.....	1,674	1,821	1,788	1,365	1,472	1,405	1,407	1,347	1,347	1,347		
3. 2009.....	XXX	2,583	2,602	2,331	2,180	2,157	2,161	2,144	2,144	2,144		
4. 2010.....	XXX	XXX	5,569	4,792	4,375	4,001	3,728	3,727	4,285	3,661	(624)	(66)
5. 2011.....	XXX	XXX	XXX	4,491	3,573	2,970	2,711	2,581	2,627	2,613	(14)	32
6. 2012.....	XXX	XXX	XXX	XXX	4,407	4,490	4,533	4,306	4,006	4,117	111	(189)
7. 2013.....	XXX	XXX	XXX	XXX	XXX	4,813	4,370	4,390	5,601	5,350	(251)	960
8. 2014.....	XXX	XXX	XXX	XXX	XXX	XXX	7,989	8,437	8,389	8,700	311	263
9. 2015.....	XXX	XXX	XXX	XXX	XXX	XXX	XXX	6,772	6,858	6,538	(320)	(234)
10. 2016.....	XXX	XXX	XXX	XXX	XXX	XXX	XXX	XXX	5,895	6,242	347	XXX
11. 2017.....	XXX	XXX	XXX	XXX	XXX	XXX	XXX	XXX	XXX	6,720	XXX	XXX
12. Totals											(440)	766

SCHEDULE P - PART 2D - WORKERS' COMPENSATION  
(EXCLUDING EXCESS WORKERS' COMPENSATION)

1. Prior.....												
2. 2008.....												
3. 2009.....	XXX											
4. 2010.....	XXX	XXX										
5. 2011.....	XXX	XXX	XXX									
6. 2012.....	XXX	XXX	XXX	XXX								
7. 2013.....	XXX	XXX	XXX	XXX	XXX							
8. 2014.....	XXX	XXX	XXX	XXX	XXX	XXX						
9. 2015.....	XXX	XXX	XXX	XXX	XXX	XXX	XXX					
10. 2016.....	XXX	XXX	XXX	XXX	XXX	XXX	XXX	XXX				XXX
11. 2017.....	XXX	XXX	XXX	XXX	XXX	XXX	XXX	XXX	XXX		XXX	XXX
12. Totals												

SCHEDULE P - PART 2E - COMMERCIAL MULTIPLE PERIL

1. Prior.....	2,293	1,254	1,266	1,238	907	905	903	968	1,039	1,069	30	101
2. 2008.....	3,541	3,357	3,652	3,626	3,554	3,513	3,489	3,493	3,509	3,509		16
3. 2009.....	XXX	4,280	4,040	4,071	3,762	3,712	3,718	3,875	4,007	4,034	27	159
4. 2010.....	XXX	XXX	5,881	5,790	5,796	5,275	5,381	5,533	5,563	5,403	(160)	(130)
5. 2011.....	XXX	XXX	XXX	6,389	6,671	6,445	6,484	6,335	6,372	6,353	(19)	18
6. 2012.....	XXX	XXX	XXX	XXX	7,004	5,785	5,384	5,429	5,578	5,436	(142)	7
7. 2013.....	XXX	XXX	XXX	XXX	XXX	9,089	9,492	9,531	8,721	8,692	(29)	(839)
8. 2014.....	XXX	XXX	XXX	XXX	XXX	XXX	7,801	7,852	8,902	8,722	(180)	870
9. 2015.....	XXX	XXX	XXX	XXX	XXX	XXX	XXX	7,186	7,271	7,980	709	794
10. 2016.....	XXX	XXX	XXX	XXX	XXX	XXX	XXX	XXX	7,994	8,108	114	XXX
11. 2017.....	XXX	XXX	XXX	XXX	XXX	XXX	XXX	XXX	XXX	8,707	XXX	XXX
12. Totals											350	996

ANNUAL STATEMENT FOR THE YEAR 2017 OF THE United Ohio Insurance Company

SCHEDULE P - PART 2F - SECTION 1 - MEDICAL PROFESSIONAL LIABILITY - OCCURRENCE

Years in Which Losses Were Incurred	INCURRED NET LOSSES AND DEFENSE AND COST CONTAINMENT EXPENSES REPORTED AT YEAR END (\$000 OMITTED)										DEVELOPMENT	
	1 2008	2 2009	3 2010	4 2011	5 2012	6 2013	7 2014	8 2015	9 2016	10 2017	11 One Year	12 Two Year
1. Prior.....												
2. 2008.....												
3. 2009.....	XXX											
4. 2010.....	XXX	XXX										
5. 2011.....	XXX	XXX	XXX									
6. 2012.....	XXX	XXX	XXX	XXX								
7. 2013.....	XXX	XXX	XXX	XXX	XXX							
8. 2014.....	XXX	XXX	XXX	XXX	XXX	XXX						
9. 2015.....	XXX	XXX	XXX	XXX	XXX	XXX	XXX					
10. 2016.....	XXX	XXX	XXX	XXX	XXX	XXX	XXX	XXX				XXX
11. 2017.....	XXX	XXX	XXX	XXX	XXX	XXX	XXX	XXX	XXX		XXX	XXX
12. Totals												

SCHEDULE P - PART 2F - SECTION 2 - MEDICAL PROFESSIONAL LIABILITY - CLAIMS-MADE

1. Prior.....												
2. 2008.....												
3. 2009.....	XXX											
4. 2010.....	XXX	XXX										
5. 2011.....	XXX	XXX	XXX									
6. 2012.....	XXX	XXX	XXX	XXX								
7. 2013.....	XXX	XXX	XXX	XXX	XXX							
8. 2014.....	XXX	XXX	XXX	XXX	XXX	XXX						
9. 2015.....	XXX	XXX	XXX	XXX	XXX	XXX	XXX					
10. 2016.....	XXX	XXX	XXX	XXX	XXX	XXX	XXX	XXX				XXX
11. 2017.....	XXX	XXX	XXX	XXX	XXX	XXX	XXX	XXX	XXX		XXX	XXX
12. Totals												

SCHEDULE P - PART 2G - SPECIAL LIABILITY (OCEAN MARINE, AIRCRAFT (ALL PERILS),  
BOILER AND MACHINERY)

1. Prior.....												
2. 2008.....												
3. 2009.....	XXX											
4. 2010.....	XXX	XXX										
5. 2011.....	XXX	XXX	XXX									
6. 2012.....	XXX	XXX	XXX	XXX								
7. 2013.....	XXX	XXX	XXX	XXX	XXX							
8. 2014.....	XXX	XXX	XXX	XXX	XXX	XXX						
9. 2015.....	XXX	XXX	XXX	XXX	XXX	XXX	XXX					
10. 2016.....	XXX	XXX	XXX	XXX	XXX	XXX	XXX	XXX				XXX
11. 2017.....	XXX	XXX	XXX	XXX	XXX	XXX	XXX	XXX	XXX		XXX	XXX
12. Totals												

SCHEDULE P - PART 2H - SECTION 1 - OTHER LIABILITY - OCCURRENCE

1. Prior.....	1,555	1,232	996	960	853	849	793	785	785	767	(18)	(18)
2. 2008.....	1,469	1,349	926	907	878	871	1,067	1,058	1,058	1,058		
3. 2009.....	XXX	891	913	707	712	702	709	691	690	690		(1)
4. 2010.....	XXX	XXX	571	931	830	932	617	598	603	602	(1)	4
5. 2011.....	XXX	XXX	XXX	708	1,169	1,052	1,103	927	912	895	(17)	(32)
6. 2012.....	XXX	XXX	XXX	XXX	667	875	631	683	703	708	5	25
7. 2013.....	XXX	XXX	XXX	XXX	XXX	1,191	1,226	1,579	1,693	1,768	75	189
8. 2014.....	XXX	XXX	XXX	XXX	XXX	XXX	1,210	1,344	936	806	(130)	(538)
9. 2015.....	XXX	XXX	XXX	XXX	XXX	XXX	XXX	1,002	899	618	(281)	(384)
10. 2016.....	XXX	XXX	XXX	XXX	XXX	XXX	XXX	XXX	1,386	1,217	(169)	XXX
11. 2017.....	XXX	XXX	XXX	XXX	XXX	XXX	XXX	XXX	XXX	1,146	XXX	XXX
12. Totals											(536)	(755)

SCHEDULE P - PART 2H - SECTION 2 - OTHER LIABILITY - CLAIMS-MADE

1. Prior.....												
2. 2008.....												
3. 2009.....	XXX											
4. 2010.....	XXX	XXX										
5. 2011.....	XXX	XXX	XXX									
6. 2012.....	XXX	XXX	XXX	XXX								
7. 2013.....	XXX	XXX	XXX	XXX	XXX							
8. 2014.....	XXX	XXX	XXX	XXX	XXX	XXX						
9. 2015.....	XXX	XXX	XXX	XXX	XXX	XXX	XXX					
10. 2016.....	XXX	XXX	XXX	XXX	XXX	XXX	XXX	XXX				XXX
11. 2017.....	XXX	XXX	XXX	XXX	XXX	XXX	XXX	XXX	XXX		XXX	XXX
12. Totals												

ANNUAL STATEMENT FOR THE YEAR 2017 OF THE United Ohio Insurance Company

**SCHEDULE P - PART 2I - SPECIAL PROPERTY (FIRE, ALLIED LINES, INLAND MARINE, EARTHQUAKE, BURGLARY, AND THEFT)**

Years in Which Losses Were Incurred	INCURRED NET LOSSES AND DEFENSE AND COST CONTAINMENT EXPENSES REPORTED AT YEAR END (\$000 OMITTED)										DEVELOPMENT	
	1 2008	2 2009	3 2010	4 2011	5 2012	6 2013	7 2014	8 2015	9 2016	10 2017	11 One Year	12 Two Year
1. Prior.....	XXX	XXX	XXX	XXX	XXX	XXX	XXX	1,331	668	607	(61)	(724)
2. 2016.....	XXX	XXX	XXX	XXX	XXX	XXX	XXX	XXX	4,643	4,411	(232)	XXX
3. 2017.....	XXX	XXX	XXX	XXX	XXX	XXX	XXX	XXX	XXX	5,019	XXX	XXX
4. Totals											(293)	(724)

**SCHEDULE P - PART 2J - AUTO PHYSICAL DAMAGE**

1. Prior.....	XXX	XXX	XXX	XXX	XXX	XXX	XXX	2,108	629	457	(172)	(1,651)
2. 2016.....	XXX	XXX	XXX	XXX	XXX	XXX	XXX	XXX	18,468	16,880	(1,588)	XXX
3. 2017.....	XXX	XXX	XXX	XXX	XXX	XXX	XXX	XXX	XXX	19,244	XXX	XXX
4. Totals											(1,760)	(1,651)

**SCHEDULE P - PART 2K - FIDELITY/SURETY**

1. Prior.....	XXX	XXX	XXX	XXX	XXX	XXX	XXX					
2. 2016.....	XXX	XXX	XXX	XXX	XXX	XXX	XXX	XXX				XXX
3. 2017.....	XXX	XXX	XXX	XXX	XXX	XXX	XXX	XXX			XXX	XXX
4. Totals												

NONE

**SCHEDULE P - PART 2L - OTHER (INCLUDING CREDIT, ACCIDENT AND HEALTH)**

1. Prior.....	XXX	XXX	XXX	XXX	XXX	XXX	XXX	3				(3)
2. 2016.....	XXX	XXX	XXX	XXX	XXX	XXX	XXX	XXX	2	1	(1)	XXX
3. 2017.....	XXX	XXX	XXX	XXX	XXX	XXX	XXX	XXX	XXX		XXX	XXX
4. Totals											(1)	(3)

**SCHEDULE P - PART 2M - INTERNATIONAL**

1. Prior.....												
2. 2008.....												
3. 2009.....	XXX											
4. 2010.....	XXX	XXX										
5. 2011.....	XXX	XXX	XXX									
6. 2012.....	XXX	XXX	XXX	XXX								
7. 2013.....	XXX	XXX	XXX	XXX	XXX							
8. 2014.....	XXX	XXX	XXX	XXX	XXX	XXX						
9. 2015.....	XXX	XXX	XXX	XXX	XXX	XXX	XXX					
10. 2016.....	XXX	XXX	XXX	XXX	XXX	XXX	XXX	XXX				XXX
11. 2017.....	XXX	XXX	XXX	XXX	XXX	XXX	XXX	XXX	XXX		XXX	XXX
12. Totals												

NONE



Schedule P - Part 2N - Reinsurance - Nonproportional Assumed Property

**N O N E**

Schedule P - Part 2O - Reinsurance - Nonproportional Assumed Liability

**N O N E**

Schedule P - Part 2P - Reinsurance - Nonproportional Assumed Financial Lines

**N O N E**

ANNUAL STATEMENT FOR THE YEAR 2017 OF THE United Ohio Insurance Company

**SCHEDULE P - PART 2R - SECTION 1 - PRODUCTS LIABILITY - OCCURENCE**

Years in Which Losses Were Incurred	INCURRED NET LOSSES AND DEFENSE AND COST CONTAINMENT EXPENSES REPORTED AT YEAR END (\$000 OMITTED)										DEVELOPMENT	
	1 2008	2 2009	3 2010	4 2011	5 2012	6 2013	7 2014	8 2015	9 2016	10 2017	11 One Year	12 Two Year
1. Prior.....	.121	.185	.150	.98	.93	.91	.91	.91	.91	.91		
2. 2008.....	.26	.23	.10	.9	.8	.8	.8	.8	.8	.8		
3. 2009.....	XXX	.151	.69	.55	.44	.42	.42	.42	.42	.42		
4. 2010.....	XXX	XXX	.28	.11	.14	.15	.15	.15	.15	.15		
5. 2011.....	XXX	XXX	XXX	.92	.54	.48	.32	.32	.32	.34	.2	.2
6. 2012.....	XXX	XXX	XXX	XXX	.29	.28	.16	.16	.16	.16		
7. 2013.....	XXX	XXX	XXX	XXX	XXX	.44	.48	.32	.29	.29		(3)
8. 2014.....	XXX	XXX	XXX	XXX	XXX	XXX	.34	.68	.9	.9		(59)
9. 2015.....	XXX	XXX	XXX	XXX	XXX	XXX	XXX	.3	.3	.2	(1)	(1)
10. 2016.....	XXX	XXX	XXX	XXX	XXX	XXX	XXX	XXX	.3	.6	.3	XXX
11. 2017.....	XXX	XXX	XXX	XXX	XXX	XXX	XXX	XXX	XXX		XXX	XXX
12. Totals											4	(61)

**SCHEDULE P - PART 2R - SECTION 2 - PRODUCTS LIABILITY - CLAIMS-MADE**

1. Prior.....												
2. 2008.....												
3. 2009.....	XXX											
4. 2010.....	XXX	XXX										
5. 2011.....	XXX	XXX	XXX									
6. 2012.....	XXX	XXX	XXX	XXX								
7. 2013.....	XXX	XXX	XXX	XXX	XXX							
8. 2014.....	XXX	XXX	XXX	XXX	XXX	XXX						
9. 2015.....	XXX	XXX	XXX	XXX	XXX	XXX	XXX					
10. 2016.....	XXX	XXX	XXX	XXX	XXX	XXX	XXX	XXX				XXX
11. 2017.....	XXX	XXX	XXX	XXX	XXX	XXX	XXX	XXX	XXX		XXX	XXX
12. Totals												

**SCHEDULE P - PART 2S - FINANCIAL GUARANTY/MORTGAGE GUARANTY**

1. Prior.....	XXX	XXX	XXX	XXX	XXX	XXX	XXX					
2. 2016.....	XXX	XXX	XXX	XXX	XXX	XXX	XXX	XXX				XXX
3. 2017.....	XXX	XXX	XXX	XXX	XXX	XXX	XXX	XXX	XXX		XXX	XXX
4. Totals												

**SCHEDULE P - PART 2T - WARRANTY**

1. Prior.....	XXX	XXX	XXX	XXX	XXX	XXX	XXX					
2. 2016.....	XXX	XXX	XXX	XXX	XXX	XXX	XXX	XXX				XXX
3. 2017.....	XXX	XXX	XXX	XXX	XXX	XXX	XXX	XXX	XXX		XXX	XXX
4. Totals												

ANNUAL STATEMENT FOR THE YEAR 2017 OF THE United Ohio Insurance Company

SCHEDULE P - PART 3A - HOMEOWNERS/FARMOWNERS

Years in Which Losses Were Incurred	CUMULATIVE PAID NET LOSSES AND DEFENSE AND COST CONTAINMENT EXPENSES REPORTED AT YEAR END (\$000 OMITTED)										11 Number of Claims Closed With Loss Payment	12 Number of Claims Closed Without Loss Payment
	1	2	3	4	5	6	7	8	9	10		
	2008	2009	2010	2011	2012	2013	2014	2015	2016	2017		
1. Prior.....	.000	860	938	966	962	974	975	975	976	976	31	
2. 2008.....	11,978	14,507	14,741	14,999	15,021	15,027	15,039	15,039	15,079	15,085	4,126	607
3. 2009.....	XXX	11,899	13,748	14,086	14,157	14,229	14,241	14,240	14,240	14,240	3,316	754
4. 2010.....	XXX	XXX	12,220	14,377	14,653	14,735	14,746	14,746	14,746	14,746	2,425	2,511
5. 2011.....	XXX	XXX	XXX	17,926	20,500	20,948	21,032	21,051	21,069	21,071	3,632	498
6. 2012.....	XXX	XXX	XXX	XXX	14,270	16,663	17,160	17,287	17,434	17,440	3,881	437
7. 2013.....	XXX	XXX	XXX	XXX	XXX	15,474	19,266	19,453	19,683	19,700	2,222	423
8. 2014.....	XXX	XXX	XXX	XXX	XXX	XXX	13,029	14,915	14,966	14,996	1,542	343
9. 2015.....	XXX	XXX	XXX	XXX	XXX	XXX	XXX	10,248	12,795	13,110	1,394	333
10. 2016.....	XXX	XXX	XXX	XXX	XXX	XXX	XXX	XXX	11,573	13,182	1,313	295
11. 2017.....	XXX	XXX	XXX	XXX	XXX	XXX	XXX	XXX	XXX	14,768	1,454	297

SCHEDULE P - PART 3B - PRIVATE PASSENGER AUTO LIABILITY/MEDICAL

1. Prior.....	.000	3,368	4,871	5,688	6,010	6,098	6,161	6,226	6,244	6,234	6,649	
2. 2008.....	8,169	12,971	15,740	17,330	17,948	18,108	18,234	18,216	18,226	18,221	3,581	797
3. 2009.....	XXX	8,545	14,990	17,350	18,788	19,129	19,482	19,517	19,564	19,575	3,591	1,393
4. 2010.....	XXX	XXX	9,401	15,627	17,702	19,381	20,132	20,352	20,525	20,571	3,525	2,472
5. 2011.....	XXX	XXX	XXX	9,023	13,656	15,841	17,224	18,042	18,199	18,245	2,707	573
6. 2012.....	XXX	XXX	XXX	XXX	7,378	12,274	15,218	16,767	17,136	17,415	2,134	372
7. 2013.....	XXX	XXX	XXX	XXX	XXX	6,386	11,804	14,217	15,528	15,817	2,122	326
8. 2014.....	XXX	XXX	XXX	XXX	XXX	XXX	7,692	12,846	16,013	17,510	2,026	319
9. 2015.....	XXX	XXX	XXX	XXX	XXX	XXX	XXX	8,672	13,860	16,746	1,891	343
10. 2016.....	XXX	XXX	XXX	XXX	XXX	XXX	XXX	XXX	8,618	14,945	1,733	359
11. 2017.....	XXX	XXX	XXX	XXX	XXX	XXX	XXX	XXX	XXX	9,452	1,311	223

SCHEDULE P - PART 3C - COMMERCIAL AUTO/TRUCK LIABILITY/MEDICAL

1. Prior.....	.000	727	1,399	1,485	1,578	1,578	1,578	1,578	1,578	1,578	135	
2. 2008.....	604	868	1,010	1,176	1,244	1,316	1,318	1,347	1,347	1,347	246	46
3. 2009.....	XXX	741	1,217	1,481	1,839	2,028	2,112	2,144	2,144	2,144	278	109
4. 2010.....	XXX	XXX	1,072	2,040	3,037	3,516	3,541	3,555	3,649	3,661	343	267
5. 2011.....	XXX	XXX	XXX	1,075	1,586	2,060	2,356	2,450	2,547	2,599	359	63
6. 2012.....	XXX	XXX	XXX	XXX	1,260	2,009	3,140	3,368	3,710	3,943	357	74
7. 2013.....	XXX	XXX	XXX	XXX	XXX	1,459	2,673	3,101	3,766	4,925	388	61
8. 2014.....	XXX	XXX	XXX	XXX	XXX	XXX	2,260	4,410	5,859	7,265	483	54
9. 2015.....	XXX	XXX	XXX	XXX	XXX	XXX	XXX	2,121	3,213	4,238	508	68
10. 2016.....	XXX	XXX	XXX	XXX	XXX	XXX	XXX	XXX	1,856	3,484	429	66
11. 2017.....	XXX	XXX	XXX	XXX	XXX	XXX	XXX	XXX	XXX	2,002	313	46

SCHEDULE P - PART 3D - WORKERS' COMPENSATION  
(EXCLUDING EXCESS WORKERS' COMPENSATION)

1. Prior.....	.000											
2. 2008.....												
3. 2009.....	XXX											
4. 2010.....	XXX	XXX										
5. 2011.....	XXX	XXX	XXX									
6. 2012.....	XXX	XXX	XXX	XXX								
7. 2013.....	XXX	XXX	XXX	XXX	XXX							
8. 2014.....	XXX	XXX	XXX	XXX	XXX	XXX						
9. 2015.....	XXX	XXX	XXX	XXX	XXX	XXX	XXX					
10. 2016.....	XXX	XXX	XXX	XXX	XXX	XXX	XXX	XXX				
11. 2017.....	XXX	XXX	XXX	XXX	XXX	XXX	XXX	XXX	XXX			

SCHEDULE P - PART 3E - COMMERCIAL MULTIPLE PERIL

1. Prior.....	.000	395	658	803	859	862	903	960	990	1,069	56	
2. 2008.....	1,898	1,982	2,593	3,323	3,375	3,384	3,398	3,492	3,509	3,509	493	117
3. 2009.....	XXX	2,503	3,210	3,403	3,477	3,625	3,667	3,746	4,002	4,034	500	257
4. 2010.....	XXX	XXX	2,490	3,755	4,689	4,887	5,018	5,201	5,234	5,357	671	680
5. 2011.....	XXX	XXX	XXX	3,526	4,791	5,276	5,761	6,010	6,127	6,227	642	145
6. 2012.....	XXX	XXX	XXX	XXX	3,516	4,720	4,883	5,160	5,226	5,259	663	144
7. 2013.....	XXX	XXX	XXX	XXX	XXX	3,766	5,762	6,565	7,871	8,235	562	132
8. 2014.....	XXX	XXX	XXX	XXX	XXX	XXX	4,078	5,691	6,465	7,475	580	145
9. 2015.....	XXX	XXX	XXX	XXX	XXX	XXX	XXX	3,066	4,374	5,155	530	118
10. 2016.....	XXX	XXX	XXX	XXX	XXX	XXX	XXX	XXX	4,027	5,704	459	112
11. 2017.....	XXX	XXX	XXX	XXX	XXX	XXX	XXX	XXX	XXX	3,933	342	66

ANNUAL STATEMENT FOR THE YEAR 2017 OF THE United Ohio Insurance Company

SCHEDULE P - PART 3F - SECTION 1 - MEDICAL PROFESSIONAL LIABILITY - OCCURRENCE

Years in Which Losses Were Incurred	CUMULATIVE PAID NET LOSSES AND DEFENSE AND COST CONTAINMENT EXPENSES REPORTED AT YEAR END (\$000 OMITTED)										11 Number of Claims Closed With Loss Payment	12 Number of Claims Closed Without Loss Payment
	1	2	3	4	5	6	7	8	9	10		
	2008	2009	2010	2011	2012	2013	2014	2015	2016	2017		
1. Prior.....	.000											
2. 2008.....												
3. 2009.....	XXX											
4. 2010.....	XXX	XXX										
5. 2011.....	XXX	XXX	XXX									
6. 2012.....	XXX	XXX	XXX	XXX								
7. 2013.....	XXX	XXX	XXX	XXX	XXX							
8. 2014.....	XXX	XXX	XXX	XXX	XXX	XXX						
9. 2015.....	XXX	XXX	XXX	XXX	XXX	XXX	XXX					
10. 2016.....	XXX	XXX	XXX	XXX	XXX	XXX	XXX	XXX				
11. 2017.....	XXX	XXX	XXX	XXX	XXX	XXX	XXX	XXX	XXX			

SCHEDULE P - PART 3F - SECTION 2 - MEDICAL PROFESSIONAL LIABILITY - CLAIMS-MADE

1. Prior.....	.000											
2. 2008.....												
3. 2009.....	XXX											
4. 2010.....	XXX	XXX										
5. 2011.....	XXX	XXX	XXX									
6. 2012.....	XXX	XXX	XXX	XXX								
7. 2013.....	XXX	XXX	XXX	XXX	XXX							
8. 2014.....	XXX	XXX	XXX	XXX	XXX	XXX						
9. 2015.....	XXX	XXX	XXX	XXX	XXX	XXX	XXX					
10. 2016.....	XXX	XXX	XXX	XXX	XXX	XXX	XXX	XXX				
11. 2017.....	XXX	XXX	XXX	XXX	XXX	XXX	XXX	XXX	XXX			

SCHEDULE P - PART 3G - SPECIAL LIABILITY (OCEAN MARINE, AIRCRAFT (ALL PERILS), BOILER AND MACHINERY)

1. Prior.....	.000										XXX	XXX
2. 2008.....											XXX	XXX
3. 2009.....	XXX										XXX	XXX
4. 2010.....	XXX	XXX									XXX	XXX
5. 2011.....	XXX	XXX	XXX								XXX	XXX
6. 2012.....	XXX	XXX	XXX	XXX							XXX	XXX
7. 2013.....	XXX	XXX	XXX	XXX	XXX						XXX	XXX
8. 2014.....	XXX	XXX	XXX	XXX	XXX	XXX					XXX	XXX
9. 2015.....	XXX	XXX	XXX	XXX	XXX	XXX	XXX				XXX	XXX
10. 2016.....	XXX	XXX	XXX	XXX	XXX	XXX	XXX	XXX			XXX	XXX
11. 2017.....	XXX	XXX	XXX	XXX	XXX	XXX	XXX	XXX	XXX		XXX	XXX

SCHEDULE P - PART 3H - SECTION 1 - OTHER LIABILITY - OCCURRENCE

1. Prior.....	.000	.394	.625	.678	.679	.682	.684	.697	.697	.757	.53	
2. 2008.....	200	563	709	737	861	870	900	1,058	1,058	1,058	263	71
3. 2009.....	XXX	148	402	607	633	658	658	690	690	690	736	143
4. 2010.....	XXX	XXX	138	275	409	489	581	586	602	602	111	107
5. 2011.....	XXX	XXX	XXX	204	297	754	805	895	895	895	83	31
6. 2012.....	XXX	XXX	XXX	XXX	214	392	450	459	465	465	90	34
7. 2013.....	XXX	XXX	XXX	XXX	XXX	164	425	617	770	1,039	78	31
8. 2014.....	XXX	XXX	XXX	XXX	XXX	XXX	211	397	506	581	71	26
9. 2015.....	XXX	XXX	XXX	XXX	XXX	XXX	XXX	86	262	461	51	21
10. 2016.....	XXX	XXX	XXX	XXX	XXX	XXX	XXX	XXX	90	249	44	14
11. 2017.....	XXX	XXX	XXX	XXX	XXX	XXX	XXX	XXX	XXX	119	21	4

SCHEDULE P - PART 3H - SECTION 2 - OTHER LIABILITY - CLAIMS-MADE

1. Prior.....	.000											
2. 2008.....												
3. 2009.....	XXX											
4. 2010.....	XXX	XXX										
5. 2011.....	XXX	XXX	XXX									
6. 2012.....	XXX	XXX	XXX	XXX								
7. 2013.....	XXX	XXX	XXX	XXX	XXX							
8. 2014.....	XXX	XXX	XXX	XXX	XXX	XXX						
9. 2015.....	XXX	XXX	XXX	XXX	XXX	XXX	XXX					
10. 2016.....	XXX	XXX	XXX	XXX	XXX	XXX	XXX	XXX				
11. 2017.....	XXX	XXX	XXX	XXX	XXX	XXX	XXX	XXX	XXX			

ANNUAL STATEMENT FOR THE YEAR 2017 OF THE United Ohio Insurance Company

**SCHEDULE P - PART 3I - SPECIAL PROPERTY (FIRE, ALLIED LINES, INLAND MARINE, EARTHQUAKE, BURGLARY, AND THEFT)**

Years in Which Losses Were Incurred	CUMULATIVE PAID NET LOSSES AND DEFENSE AND COST CONTAINMENT EXPENSES REPORTED AT YEAR END (\$000 OMITTED)										11 Number of Claims Closed With Loss Payment	12 Number of Claims Closed Without Loss Payment
	1	2	3	4	5	6	7	8	9	10		
	2008	2009	2010	2011	2012	2013	2014	2015	2016	2017		
1. Prior.....	XXX	XXX	XXX	XXX	XXX	XXX	XXX	.000	.630	.599	XXX	XXX
2. 2016.....	XXX	XXX	XXX	XXX	XXX	XXX	XXX	XXX	3,601	4,294	XXX	XXX
3. 2017.....	XXX	XXX	XXX	XXX	XXX	XXX	XXX	XXX	XXX	4,093	XXX	XXX

**SCHEDULE P - PART 3J - AUTO PHYSICAL DAMAGE**

1. Prior.....	XXX	XXX	XXX	XXX	XXX	XXX	XXX	.000	.627	.436		
2. 2016.....	XXX	XXX	XXX	XXX	XXX	XXX	XXX	XXX	16,388	16,843		
3. 2017.....	XXX	XXX	XXX	XXX	XXX	XXX	XXX	XXX	XXX	17,179		

**SCHEDULE P - PART 3K - FIDELITY/SURETY**

1. Prior.....	XXX	XXX	XXX	XXX	XXX	XXX	XXX				XXX	XXX
2. 2016.....	XXX	XXX	XXX	XXX	XXX	XXX	XXX	XXX			XXX	XXX
3. 2017.....	XXX	XXX	XXX	XXX	XXX	XXX	XXX	XXX	XXX		XXX	XXX

NONE

**SCHEDULE P - PART 3L - OTHER (INCLUDING CREDIT, ACCIDENT AND HEALTH)**

1. Prior.....	XXX	XXX	XXX	XXX	XXX	XXX	XXX	.000			XXX	XXX
2. 2016.....	XXX	XXX	XXX	XXX	XXX	XXX	XXX	XXX	.1	.1	XXX	XXX
3. 2017.....	XXX	XXX	XXX	XXX	XXX	XXX	XXX	XXX	XXX		XXX	XXX

**SCHEDULE P - PART 3M - INTERNATIONAL**

1. Prior.....	.000										XXX	XXX
2. 2008.....											XXX	XXX
3. 2009.....	XXX										XXX	XXX
4. 2010.....	XXX	XXX									XXX	XXX
5. 2011.....	XXX	XXX	XXX								XXX	XXX
6. 2012.....	XXX	XXX	XXX	XXX							XXX	XXX
7. 2013.....	XXX	XXX	XXX	XXX	XXX						XXX	XXX
8. 2014.....	XXX	XXX	XXX	XXX	XXX	XXX					XXX	XXX
9. 2015.....	XXX	XXX	XXX	XXX	XXX	XXX	XXX				XXX	XXX
10. 2016.....	XXX	XXX	XXX	XXX	XXX	XXX	XXX	XXX			XXX	XXX
11. 2017.....	XXX	XXX	XXX	XXX	XXX	XXX	XXX	XXX	XXX		XXX	XXX

NONE

Schedule P - Part 3N - Reinsurance - Nonproportional Assumed Property

**N O N E**

Schedule P - Part 3O - Reinsurance - Nonproportional Assumed Liability

**N O N E**

Schedule P - Part 3P - Reinsurance - Nonproportional Assumed Financial Lines

**N O N E**

ANNUAL STATEMENT FOR THE YEAR 2017 OF THE United Ohio Insurance Company

SCHEDULE P - PART 3R - SECTION 1 - PRODUCTS LIABILITY - OCCURENCE

Years in Which Losses Were Incurred	CUMULATIVE PAID NET LOSSES AND DEFENSE AND COST CONTAINMENT EXPENSES REPORTED AT YEAR END (\$000 OMITTED)										11 Number of Claims Closed With Loss Payment	12 Number of Claims Closed Without Loss Payment
	1	2	3	4	5	6	7	8	9	10		
	2008	2009	2010	2011	2012	2013	2014	2015	2016	2017		
1. Prior.....	.000	.56	.62	.91	.91	.91	.91	.91	.91	.91	.7	
2. 2008.....	.2	.4	.8	.8	.8	.8	.8	.8	.8	.8	.5	.6
3. 2009.....	XXX	.7	.17	.23	.42	.42	.42	.42	.42	.42	.22	.24
4. 2010.....	XXX	XXX	.7	.7	.8	.15	.15	.15	.15	.15	.55	.64
5. 2011.....	XXX	XXX	XXX	.21	.22	.31	.32	.32	.32	.32	.7	.2
6. 2012.....	XXX	XXX	XXX	XXX	.4	.15	.16	.16	.16	.16	.3	.1
7. 2013.....	XXX	XXX	XXX	XXX	XXX	.15	.16	.29	.29	.29	.3	.1
8. 2014.....	XXX	XXX	XXX	XXX	XXX	XXX	.8	.9	.9	.9	.2	.2
9. 2015.....	XXX	XXX	XXX	XXX	XXX	XXX	XXX	.2	.2	.2	.2	.1
10. 2016.....	XXX	XXX	XXX	XXX	XXX	XXX	XXX	XXX	.1	.5	.2	.1
11. 2017.....	XXX	XXX	XXX	XXX	XXX	XXX	XXX	XXX	XXX			

SCHEDULE P - PART 3R - SECTION 2 - PRODUCTS LIABILITY - CLAIMS-MADE

1. Prior.....	.000											
2. 2008.....												
3. 2009.....	XXX											
4. 2010.....	XXX	XXX										
5. 2011.....	XXX	XXX	XXX									
6. 2012.....	XXX	XXX	XXX	XXX								
7. 2013.....	XXX	XXX	XXX	XXX	XXX							
8. 2014.....	XXX	XXX	XXX	XXX	XXX	XXX						
9. 2015.....	XXX	XXX	XXX	XXX	XXX	XXX	XXX					
10. 2016.....	XXX	XXX	XXX	XXX	XXX	XXX	XXX	XXX				
11. 2017.....	XXX	XXX	XXX	XXX	XXX	XXX	XXX	XXX	XXX			

SCHEDULE P - PART 3S - FINANCIAL GUARANTY/MORTGAGE GUARANTY

1. Prior.....	XXX	XXX	XXX	XXX	XXX	XXX	XXX	.000			XXX	XXX
2. 2016.....	XXX	XXX	XXX	XXX	XXX	XXX	XXX	XXX			XXX	XXX
3. 2017.....	XXX	XXX	XXX	XXX	XXX	XXX	XXX		XXX		XXX	XXX

SCHEDULE P - PART 3T - WARRANTY

1. Prior.....	XXX	XXX	XXX	XXX	XXX	XXX	XXX	.000				
2. 2016.....	XXX	XXX	XXX	XXX	XXX	XXX	XXX	XXX				
3. 2017.....	XXX	XXX	XXX	XXX	XXX	XXX	XXX		XXX			

ANNUAL STATEMENT FOR THE YEAR 2017 OF THE United Ohio Insurance Company

SCHEDULE P - PART 4A - HOMEOWNERS/FARMOWNERS

Years in Which Losses Were Incurred	BULK AND IBNR RESERVES ON NET LOSSES AND DEFENSE AND COST CONTAINMENT EXPENSES REPORTED AT YEAR END (\$000 OMITTED)									
	1	2	3	4	5	6	7	8	9	10
	2008	2009	2010	2011	2012	2013	2014	2015	2016	2017
1. Prior.....	2,036	483	96	21	8	5				
2. 2008.....	2,893	553	130	43	22	20	24	24	20	19
3. 2009.....	XXX	1,882	193	253	130	10	5	3	4	
4. 2010.....	XXX	XXX	2,532	655	198	89	8			6
5. 2011.....	XXX	XXX	XXX	2,351	689	280	26	10	3	1
6. 2012.....	XXX	XXX	XXX	XXX	1,862	386	208	137	77	74
7. 2013.....	XXX	XXX	XXX	XXX	XXX	2,102	549	101	19	11
8. 2014.....	XXX	XXX	XXX	XXX	XXX	XXX	1,940	373	115	16
9. 2015.....	XXX	XXX	XXX	XXX	XXX	XXX	XXX	1,445	376	150
10. 2016.....	XXX	XXX	XXX	XXX	XXX	XXX	XXX	XXX	1,854	416
11. 2017.....	XXX	XXX	XXX	XXX	XXX	XXX	XXX	XXX	XXX	1,822

SCHEDULE P - PART 4B - PRIVATE PASSENGER AUTO LIABILITY/MEDICAL

1. Prior.....	3,915	1,621	591	298	79	12	(2)	(1)		
2. 2008.....	5,619	1,968	1,116	327	151	107	37	11		2
3. 2009.....	XXX	5,532	2,348	1,177	583	299	113	29	6	
4. 2010.....	XXX	XXX	5,163	2,809	1,656	1,009	420	106	27	1
5. 2011.....	XXX	XXX	XXX	4,802	2,277	1,298	555	358	207	22
6. 2012.....	XXX	XXX	XXX	XXX	4,893	2,345	1,091	578	272	83
7. 2013.....	XXX	XXX	XXX	XXX	XXX	4,273	2,615	1,318	286	266
8. 2014.....	XXX	XXX	XXX	XXX	XXX	XXX	4,326	1,990	1,195	389
9. 2015.....	XXX	XXX	XXX	XXX	XXX	XXX	XXX	4,897	2,568	670
10. 2016.....	XXX	XXX	XXX	XXX	XXX	XXX	XXX	XXX	5,099	2,418
11. 2017.....	XXX	XXX	XXX	XXX	XXX	XXX	XXX	XXX	XXX	6,268

SCHEDULE P - PART 4C - COMMERCIAL AUTO/TRUCK LIABILITY/MEDICAL

1. Prior.....	546	501	564	44	18					
2. 2008.....	756	742	559	75	95	40	40			
3. 2009.....	XXX	1,160	848	268	72	33	14			
4. 2010.....	XXX	XXX	2,796	1,493	810	445	88	65	538	
5. 2011.....	XXX	XXX	XXX	2,752	1,624	454	243	46	31	14
6. 2012.....	XXX	XXX	XXX	XXX	1,869	1,234	822	414	92	74
7. 2013.....	XXX	XXX	XXX	XXX	XXX	2,087	970	456	767	171
8. 2014.....	XXX	XXX	XXX	XXX	XXX	XXX	2,922	1,814	965	604
9. 2015.....	XXX	XXX	XXX	XXX	XXX	XXX	XXX	2,433	1,284	816
10. 2016.....	XXX	XXX	XXX	XXX	XXX	XXX	XXX	XXX	1,943	1,438
11. 2017.....	XXX	XXX	XXX	XXX	XXX	XXX	XXX	XXX	XXX	2,688

SCHEDULE P - PART 4D - WORKERS' COMPENSATION  
(EXCLUDING EXCESS WORKERS' COMPENSATION)

1. Prior.....										
2. 2008.....										
3. 2009.....	XXX									
4. 2010.....	XXX	XXX								
5. 2011.....	XXX	XXX	XXX							
6. 2012.....	XXX	XXX	XXX	XXX						
7. 2013.....	XXX	XXX	XXX	XXX	XXX					
8. 2014.....	XXX	XXX	XXX	XXX	XXX	XXX				
9. 2015.....	XXX	XXX	XXX	XXX	XXX	XXX	XXX			
10. 2016.....	XXX	XXX	XXX	XXX	XXX	XXX	XXX	XXX		
11. 2017.....	XXX	XXX	XXX	XXX	XXX	XXX	XXX	XXX	XXX	

SCHEDULE P - PART 4E - COMMERCIAL MULTIPLE PERIL

1. Prior.....	1,894	653	210	159	22	17		2		
2. 2008.....	936	702	439	218	107	64	38			
3. 2009.....	XXX	1,052	562	452	152	56	25	64	5	
4. 2010.....	XXX	XXX	1,879	1,183	890	256	218	179	179	17
5. 2011.....	XXX	XXX	XXX	1,661	1,339	576	417	192	164	126
6. 2012.....	XXX	XXX	XXX	XXX	2,422	752	276	173	303	115
7. 2013.....	XXX	XXX	XXX	XXX	XXX	3,038	2,126	1,571	498	235
8. 2014.....	XXX	XXX	XXX	XXX	XXX	XXX	2,231	1,014	1,014	476
9. 2015.....	XXX	XXX	XXX	XXX	XXX	XXX	XXX	2,589	1,579	1,157
10. 2016.....	XXX	XXX	XXX	XXX	XXX	XXX	XXX	XXX	2,438	1,572
11. 2017.....	XXX	XXX	XXX	XXX	XXX	XXX	XXX	XXX	XXX	3,088



ANNUAL STATEMENT FOR THE YEAR 2017 OF THE United Ohio Insurance Company

SCHEDULE P - PART 4F - SECTION 1 - MEDICAL PROFESSIONAL LIABILITY - OCCURRENCE

Years in Which Losses Were Incurred	BULK AND IBNR RESERVES ON NET LOSSES AND DEFENSE AND COST CONTAINMENT EXPENSES REPORTED AT YEAR END (\$000 OMITTED)									
	1	2	3	4	5	6	7	8	9	10
	2008	2009	2010	2011	2012	2013	2014	2015	2016	2017
1. Prior.....										
2. 2008.....										
3. 2009.....	XXX									
4. 2010.....	XXX	XXX								
5. 2011.....	XXX	XXX	XX							
6. 2012.....	XXX	XXX	XX	XX						
7. 2013.....	XXX	XXX	XX	XX	XX					
8. 2014.....	XXX	XXX	XX	XXX	XXX	XX				
9. 2015.....	XXX	XXX	XXX	XXX	XXX	XXX	XXX			
10. 2016.....	XXX	XXX	XXX	XXX	XXX	XXX	XXX	XXX		
11. 2017.....	XXX	XXX	XXX	XXX	XXX	XXX	XXX	XXX	XXX	

SCHEDULE P - PART 4F - SECTION 2 - MEDICAL PROFESSIONAL LIABILITY - CLAIMS-MADE

1. Prior.....										
2. 2008.....										
3. 2009.....	XXX									
4. 2010.....	XXX	XXX								
5. 2011.....	XXX	XXX	XXX							
6. 2012.....	XXX	XXX	XXX	XXX						
7. 2013.....	XXX	XXX	XX	XXX	XXX					
8. 2014.....	XXX	XXX	XX	XX	XX	XX				
9. 2015.....	XXX	XXX	XX	XX	XX	XX	XXX			
10. 2016.....	XXX	XXX	XX	XXX	XXX	XX	XXX	XXX		
11. 2017.....	XXX	XXX	XXX	XXX	XXX	XXX	XXX	XXX	XXX	

SCHEDULE P - PART 4G - SPECIAL LIABILITY (OCEAN MARINE, AIRCRAFT (ALL PERILS), BOILER AND MACHINERY)

1. Prior.....										
2. 2008.....										
3. 2009.....	XXX									
4. 2010.....	XXX	XXX								
5. 2011.....	XXX	XXX	XXX							
6. 2012.....	XXX	XXX	XXY	XXX						
7. 2013.....	XXX	XXX	XX	XXX	XXX					
8. 2014.....	XXX	XXX	XX	XX	XX	XX				
9. 2015.....	XXX	XXX	XX	XX	XX	XX	XXX			
10. 2016.....	XXX	XXX	XX	XXX	XXX	XX	XXX	XXX		
11. 2017.....	XXX	XXX	XXX	XXX	XXX	XXX	XXX	XXX	XXX	

SCHEDULE P - PART 4H - SECTION 1 - OTHER LIABILITY - OCCURRENCE

1. Prior.....	786	336	106	92	43	37	8			
2. 2008.....	903	622	111	86	17	1	89			
3. 2009.....	XXX	433	306	49	42	15	22	1		
4. 2010.....	XXX	XXX	262	457	265	344	20	12	1	
5. 2011.....	XXX	XXX	XXX	158	352	98	155	29	17	
6. 2012.....	XXX	XXX	XXX	XXX	299	382	85	97	112	117
7. 2013.....	XXX	XXX	XXX	XXX	XXX	794	310	419	347	370
8. 2014.....	XXX	XXX	XXX	XXX	XXX	XXX	701	719	258	84
9. 2015.....	XXX	XXX	XXX	XXX	XXX	XXX	XXX	678	490	141
10. 2016.....	XXX	XXX	XXX	XXX	XXX	XXX	XXX	XXX	990	579
11. 2017.....	XXX	XXX	XXX	XXX	XXX	XXX	XXX	XXX	XXX	704

SCHEDULE P - PART 4H - SECTION 2 - OTHER LIABILITY - CLAIMS-MADE

1. Prior.....										
2. 2008.....										
3. 2009.....	XXX									
4. 2010.....	XXX	XXX								
5. 2011.....	XXX	XXX	XXX							
6. 2012.....	XXX	XXX	XXX	XXX						
7. 2013.....	XXX	XXX	XX	XXX	XXX					
8. 2014.....	XXX	XXX	XX	XX	XX	XX				
9. 2015.....	XXX	XXX	XX	XX	XX	XX	XXX			
10. 2016.....	XXX	XXX	XX	XXX	XXX	XX	XXX	XXX		
11. 2017.....	XXX	XXX	XXX	XXX	XXX	XXX	XXX	XXX	XXX	

ANNUAL STATEMENT FOR THE YEAR 2017 OF THE United Ohio Insurance Company

**SCHEDULE P - PART 4I - SPECIAL PROPERTY (FIRE, ALLIED LINES, INLAND MARINE, EARTHQUAKE, BURGLARY, AND THEFT)**

Years in Which Losses Were Incurred	BULK AND IBNR RESERVES ON NET LOSSES AND DEFENSE AND COST CONTAINMENT EXPENSES REPORTED AT YEAR END (\$000 OMITTED)									
	1	2	3	4	5	6	7	8	9	10
	2008	2009	2010	2011	2012	2013	2014	2015	2016	2017
1. Prior.....	XXX	XXX	XXX	XXX	XXX	XXX	XXX	546	36	8
2. 2016.....	XXX	XXX	XXX	XXX	XXX	XXX	XXX	XXX	296	47
3. 2017	XXX	XXX	XXX	XXX	XXX	XXX	XXX	XXX	XXX	260

**SCHEDULE P - PART 4J - AUTO PHYSICAL DAMAGE**

1. Prior.....	XXX	XXX	XXX	XXX	XXX	XXX	XXX	1,180	23	25
2. 2016.....	XXX	XXX	XXX	XXX	XXX	XXX	XXX	XXX	964	34
3. 2017	XXX	XXX	XXX	XXX	XXX	XXX	XXX	XXX	XXX	898

**SCHEDULE P - PART 4K - FIDELITY/SURETY**

1. Prior.....	XXX	XXX	XXX	XXX	XXX	XXX	XXX			
2. 2016.....	XXX	XXX	XXX	XXX	XXX	XXX	XXX	XXX		
3. 2017	XXX	XXX	XXX	XXX	XXX	XXX	XXX	XXX	XXX	

NONE

**SCHEDULE P - PART 4L - OTHER (INCLUDING CREDIT, ACCIDENT AND HEALTH)**

1. Prior.....	XXX	XXX	XXX	XXX	XXX	XXX	XXX	1		
2. 2016.....	XXX	XXX	XXX	XXX	XXX	XXX	XXX	XXX		
3. 2017	XXX	XXX	XXX	XXX	XXX	XXX	XXX	XXX	XXX	

**SCHEDULE P - PART 4M - INTERNATIONAL**

1. Prior.....										
2. 2008.....										
3. 2009.....	XXX									
4. 2010.....	XXX	XXX								
5. 2011.....	XXX	XXX	XXX							
6. 2012.....	XXX	XXX	XXX	XXX						
7. 2013.....	XXX	XXX	XXX	XXX	XXX					
8. 2014.....	XXX	XXX	XXX	XXX	XXX	XXX				
9. 2015.....	XXX	XXX	XXX	XXX	XXX	XXX	XXX			
10. 2016.....	XXX	XXX	XXX	XXX	XXX	XXX	XXX	XXX		
11. 2017	XXX	XXX	XXX	XXX	XXX	XXX	XXX	XXX	XXX	

NONE

Schedule P - Part 4N - Reinsurance - Nonproportional Assumed Property

**N O N E**

Schedule P - Part 4O - Reinsurance - Nonproportional Assumed Liability

**N O N E**

Schedule P - Part 4P - Reinsurance - Nonproportional Assumed Financial Lines

**N O N E**

ANNUAL STATEMENT FOR THE YEAR 2017 OF THE United Ohio Insurance Company

**SCHEDULE P - PART 4R - SECTION 1 - PRODUCTS LIABILITY - OCCURENCE**

Years in Which Losses Were Incurred	BULK AND IBNR RESERVES ON NET LOSSES AND DEFENSE AND COST CONTAINMENT EXPENSES REPORTED AT YEAR END (\$000 OMITTED)									
	1	2	3	4	5	6	7	8	9	10
	2008	2009	2010	2011	2012	2013	2014	2015	2016	2017
1. Prior.....	80	110	75	7	2					
2. 2008.....	25	14	3	1						
3. 2009.....	XXX	137	34	15	2					
4. 2010.....	XXX	XXX	21	4	5					
5. 2011.....	XXX	XXX	XXX	61	28	7				1
6. 2012.....	XXX	XXX	XXX	XXX	11	13				
7. 2013.....	XXX	XXX	XXX	XXX	XXX	21	22	3		
8. 2014.....	XXX	XXX	XXX	XXX	XXX	XXX	15	58		
9. 2015.....	XXX	XXX	XXX	XXX	XXX	XXX	XXX	1	1	
10. 2016.....	XXX	XXX	XXX	XXX	XXX	XXX	XXX	XXX	(1)	1
11. 2017.....	XXX	XXX	XXX	XXX	XXX	XXX	XXX	XXX	XXX	

**SCHEDULE P - PART 4R - SECTION 2 - PRODUCTS LIABILITY - CLAIMS-MADE**

1. Prior.....										
2. 2008.....										
3. 2009.....	XXX									
4. 2010.....	XXX	XXX								
5. 2011.....	XXX	XXX	XXX							
6. 2012.....	XXX	XXX	XXX	XXX						
7. 2013.....	XXX	XXX	XXX	XXX	XXX					
8. 2014.....	XXX	XXX	XXX	XXX	XXX	XXX				
9. 2015.....	XXX	XXX	XXX	XXX	XXX	XXX	XXX			
10. 2016.....	XXX	XXX	XXX	XXX	XXX	XXX	XXX	XXX		
11. 2017.....	XXX	XXX	XXX	XXX	XXX	XXX	XXX	XXX	XXX	

**SCHEDULE P - PART 4S - FINANCIAL GUARANTY/MORTGAGE GUARANTY**

1. Prior.....	XXX	XXX	XXX	XXX	XXX	XXX	XXX			
2. 2016.....	XXX	XXX	XXX	XXX	XXX	XXX	XXX	XXX		
3. 2017.....	XXX	XXX	XXX	XXX	XXX	XXX	XXX	XXX	XXX	

**SCHEDULE P - PART 4T - WARRANTY**

1. Prior.....	XXX	XXX	XXX	XXX	XXX	XXX	XXX			
2. 2016.....	XXX	XXX	XXX	XXX	XXX	XXX	XXX	XXX		
3. 2017.....	XXX	XXX	XXX	XXX	XXX	XXX	XXX	XXX	XXX	

ANNUAL STATEMENT FOR THE YEAR 2017 OF THE United Ohio Insurance Company

**SCHEDULE P - PART 5A - HOMEOWNERS/FARMOWNERS**

**SECTION 1**

Years in Which Premiums Were Earned and Losses Were Incurred	CUMULATIVE NUMBER OF CLAIMS CLOSED WITH LOSS PAYMENT DIRECT AND ASSUMED AT YEAR END									
	1	2	3	4	5	6	7	8	9	10
	2008	2009	2010	2011	2012	2013	2014	2015	2016	2017
1. Prior.....	631	(8)	24	3	6	3	2		1	
2. 2008.....	3,518	4,065	4,104	4,111	4,118	4,120	4,124	4,124	4,124	4,126
3. 2009.....	XXX	2,935	3,266	3,295	3,307	3,313	3,316	3,316	3,316	3,316
4. 2010.....	XXX	XXX	2,116	2,390	2,413	2,421	2,424	2,425	2,425	2,425
5. 2011.....	XXX	XXX	XXX	3,234	3,593	3,613	3,626	3,629	3,631	3,632
6. 2012.....	XXX	XXX	XXX	XXX	3,516	3,838	3,861	3,870	3,880	3,881
7. 2013.....	XXX	XXX	XXX	XXX	XXX	1,851	2,183	2,206	2,220	2,222
8. 2014.....	XXX	XXX	XXX	XXX	XXX	XXX	1,297	1,512	1,538	1,542
9. 2015.....	XXX	XXX	XXX	XXX	XXX	XXX	XXX	1,174	1,362	1,394
10. 2016.....	XXX	XXX	XXX	XXX	XXX	XXX	XXX	XXX	1,105	1,313
11. 2017.....	XXX	XXX	XXX	XXX	XXX	XXX	XXX	XXX	XXX	1,454

**SECTION 2**

Years in Which Premiums Were Earned and Losses Were Incurred	NUMBER OF CLAIMS OUTSTANDING DIRECT AND ASSUMED AT YEAR END									
	1	2	3	4	5	6	7	8	9	10
	2008	2009	2010	2011	2012	2013	2014	2015	2016	2017
1. Prior.....	56	12	5	2	2					
2. 2008.....	435	37	10	7	4	4	3	3	3	1
3. 2009.....	XXX	207	29	10	5	1	1	1	1	
4. 2010.....	XXX	XXX	192	22	7	2	1			1
5. 2011.....	XXX	XXX	XXX	259	25	9	4	3	2	1
6. 2012.....	XXX	XXX	XXX	XXX	223	36	21	15	7	6
7. 2013.....	XXX	XXX	XXX	XXX	XXX	276	24	8	3	4
8. 2014.....	XXX	XXX	XXX	XXX	XXX	XXX	177	19	9	5
9. 2015.....	XXX	XXX	XXX	XXX	XXX	XXX	XXX	185	33	11
10. 2016.....	XXX	XXX	XXX	XXX	XXX	XXX	XXX	XXX	192	26
11. 2017.....	XXX	XXX	XXX	XXX	XXX	XXX	XXX	XXX	XXX	213

**SECTION 3**

Years in Which Premiums Were Earned and Losses Were Incurred	CUMULATIVE NUMBER OF CLAIMS REPORTED DIRECT AND ASSUMED AT YEAR END									
	1	2	3	4	5	6	7	8	9	10
	2008	2009	2010	2011	2012	2013	2014	2015	2016	2017
1. Prior.....	260	742	43		7	2	3		1	
2. 2008.....	4,315	4,656	4,720	4,724	4,729	4,731	4,734	4,734	4,734	4,734
3. 2009.....	XXX	3,500	4,041	4,058	4,065	4,067	4,070	4,070	4,070	4,070
4. 2010.....	XXX	XXX	4,765	4,915	4,928	4,933	4,935	4,936	4,936	4,937
5. 2011.....	XXX	XXX	XXX	3,911	4,108	4,118	4,126	4,129	4,130	4,131
6. 2012.....	XXX	XXX	XXX	XXX	4,110	4,305	4,318	4,321	4,324	4,324
7. 2013.....	XXX	XXX	XXX	XXX	XXX	2,479	2,623	2,636	2,645	2,649
8. 2014.....	XXX	XXX	XXX	XXX	XXX	XXX	1,774	1,866	1,888	1,890
9. 2015.....	XXX	XXX	XXX	XXX	XXX	XXX	XXX	1,643	1,721	1,738
10. 2016.....	XXX	XXX	XXX	XXX	XXX	XXX	XXX	XXX	1,543	1,634
11. 2017.....	XXX	XXX	XXX	XXX	XXX	XXX	XXX	XXX	XXX	1,964

ANNUAL STATEMENT FOR THE YEAR 2017 OF THE United Ohio Insurance Company

**SCHEDULE P - PART 5B - PRIVATE PASSENGER AUTO LIABILITY/MEDICAL**

**SECTION 1**

Years in Which Premiums Were Earned and Losses Were Incurred	CUMULATIVE NUMBER OF CLAIMS CLOSED WITH LOSS PAYMENT DIRECT AND ASSUMED AT YEAR END									
	1	2	3	4	5	6	7	8	9	10
	2008	2009	2010	2011	2012	2013	2014	2015	2016	2017
1. Prior.....	1,719	181	129	6,286	26	16	8	2	1	
2. 2008.....	1,916	2,417	2,562	3,511	3,547	3,564	3,571	3,577	3,580	3,581
3. 2009.....	XXX	1,617	2,310	3,451	3,524	3,557	3,578	3,585	3,588	3,591
4. 2010.....	XXX	XXX	1,747	3,228	3,392	3,476	3,505	3,515	3,520	3,525
5. 2011.....	XXX	XXX	XXX	1,815	2,397	2,590	2,658	2,693	2,706	2,707
6. 2012.....	XXX	XXX	XXX	XXX	1,253	1,906	2,041	2,095	2,124	2,134
7. 2013.....	XXX	XXX	XXX	XXX	XXX	1,433	1,939	2,053	2,104	2,122
8. 2014.....	XXX	XXX	XXX	XXX	XXX	XXX	1,238	1,787	1,958	2,026
9. 2015.....	XXX	XXX	XXX	XXX	XXX	XXX	XXX	1,245	1,736	1,891
10. 2016.....	XXX	XXX	XXX	XXX	XXX	XXX	XXX	XXX	1,151	1,733
11. 2017.....	XXX	XXX	XXX	XXX	XXX	XXX	XXX	XXX	XXX	1,311

**SECTION 2**

Years in Which Premiums Were Earned and Losses Were Incurred	NUMBER OF CLAIMS OUTSTANDING DIRECT AND ASSUMED AT YEAR END									
	1	2	3	4	5	6	7	8	9	10
	2008	2009	2010	2011	2012	2013	2014	2015	2016	2017
1. Prior.....	134	97	37	21	12	5	3	1		
2. 2008.....	322	198	86	37	12	4	2	2		1
3. 2009.....	XXX	941	235	113	44	22	11	3	1	1
4. 2010.....	XXX	XXX	1,010	266	93	30	17	3	4	1
5. 2011.....	XXX	XXX	XXX	1,061	254	96	35	4	3	3
6. 2012.....	XXX	XXX	XXX	XXX	873	251	84	15	13	4
7. 2013.....	XXX	XXX	XXX	XXX	XXX	825	191	41	20	11
8. 2014.....	XXX	XXX	XXX	XXX	XXX	XXX	934	193	80	31
9. 2015.....	XXX	XXX	XXX	XXX	XXX	XXX	XXX	720	284	75
10. 2016.....	XXX	XXX	XXX	XXX	XXX	XXX	XXX	XXX	1,028	227
11. 2017.....	XXX	XXX	XXX	XXX	XXX	XXX	XXX	XXX	XXX	847

**SECTION 3**

Years in Which Premiums Were Earned and Losses Were Incurred	CUMULATIVE NUMBER OF CLAIMS REPORTED DIRECT AND ASSUMED AT YEAR END									
	1	2	3	4	5	6	7	8	9	10
	2008	2009	2010	2011	2012	2013	2014	2015	2016	2017
1. Prior.....	257	2,879	205	7,804	21	12	7			
2. 2008.....	2,967	3,036	3,249	4,342	4,354	4,364	4,370	4,376	4,377	4,379
3. 2009.....	XXX	2,802	3,637	4,948	4,957	4,969	4,979	4,979	4,981	4,985
4. 2010.....	XXX	XXX	4,821	5,919	5,944	5,973	5,992	5,989	5,995	5,998
5. 2011.....	XXX	XXX	XXX	3,259	3,185	3,251	3,262	3,269	3,282	3,283
6. 2012.....	XXX	XXX	XXX	XXX	2,322	2,497	2,492	2,481	2,508	2,510
7. 2013.....	XXX	XXX	XXX	XXX	XXX	2,433	2,426	2,415	2,449	2,459
8. 2014.....	XXX	XXX	XXX	XXX	XXX	XXX	2,336	2,269	2,350	2,376
9. 2015.....	XXX	XXX	XXX	XXX	XXX	XXX	XXX	2,148	2,333	2,309
10. 2016.....	XXX	XXX	XXX	XXX	XXX	XXX	XXX	XXX	2,397	2,319
11. 2017.....	XXX	XXX	XXX	XXX	XXX	XXX	XXX	XXX	XXX	2,381

ANNUAL STATEMENT FOR THE YEAR 2017 OF THE United Ohio Insurance Company

**SCHEDULE P - PART 5C - COMMERCIAL AUTO/TRUCK LIABILITY/MEDICAL**

**SECTION 1**

Years in Which Premiums Were Earned and Losses Were Incurred	CUMULATIVE NUMBER OF CLAIMS CLOSED WITH LOSS PAYMENT DIRECT AND ASSUMED AT YEAR END									
	1	2	3	4	5	6	7	8	9	10
	2008	2009	2010	2011	2012	2013	2014	2015	2016	2017
1. Prior.....	93	15	7	109	2	1	1			
2. 2008.....	168	220	228	242	244	245	245	246	246	246
3. 2009.....	XXX	166	236	263	268	272	275	277	277	278
4. 2010.....	XXX	XXX	211	305	330	339	340	341	342	343
5. 2011.....	XXX	XXX	XXX	235	321	341	352	355	359	359
6. 2012.....	XXX	XXX	XXX	XXX	222	309	335	345	353	357
7. 2013.....	XXX	XXX	XXX	XXX	XXX	248	346	364	375	388
8. 2014.....	XXX	XXX	XXX	XXX	XXX	XXX	301	430	462	483
9. 2015.....	XXX	XXX	XXX	XXX	XXX	XXX	XXX	344	464	508
10. 2016.....	XXX	XXX	XXX	XXX	XXX	XXX	XXX	XXX	306	429
11. 2017.....	XXX	XXX	XXX	XXX	XXX	XXX	XXX	XXX	XXX	313

**SECTION 2**

Years in Which Premiums Were Earned and Losses Were Incurred	NUMBER OF CLAIMS OUTSTANDING DIRECT AND ASSUMED AT YEAR END									
	1	2	3	4	5	6	7	8	9	10
	2008	2009	2010	2011	2012	2013	2014	2015	2016	2017
1. Prior.....	8	12	7	1						
2. 2008.....	21	15	10	3	2	1	1			
3. 2009.....	XXX	78	24	10	7	4	1			
4. 2010.....	XXX	XXX	118	31	12	3	1	1	1	
5. 2011.....	XXX	XXX	XXX	103	30	12	4	3	1	
6. 2012.....	XXX	XXX	XXX	XXX	123	42	16	7	3	2
7. 2013.....	XXX	XXX	XXX	XXX	XXX	116	38	31	20	5
8. 2014.....	XXX	XXX	XXX	XXX	XXX	XXX	156	61	33	17
9. 2015.....	XXX	XXX	XXX	XXX	XXX	XXX	XXX	175	75	31
10. 2016.....	XXX	XXX	XXX	XXX	XXX	XXX	XXX	XXX	154	49
11. 2017.....	XXX	XXX	XXX	XXX	XXX	XXX	XXX	XXX	XXX	137

**SECTION 3**

Years in Which Premiums Were Earned and Losses Were Incurred	CUMULATIVE NUMBER OF CLAIMS REPORTED DIRECT AND ASSUMED AT YEAR END									
	1	2	3	4	5	6	7	8	9	10
	2008	2009	2010	2011	2012	2013	2014	2015	2016	2017
1. Prior.....	32	104	10	116	1	2	1			
2. 2008.....	231	267	279	290	292	292	292	292	292	292
3. 2009.....	XXX	269	365	381	384	385	385	386	386	387
4. 2010.....	XXX	XXX	572	599	608	608	608	609	610	610
5. 2011.....	XXX	XXX	XXX	377	412	416	419	421	423	422
6. 2012.....	XXX	XXX	XXX	XXX	389	419	424	426	430	433
7. 2013.....	XXX	XXX	XXX	XXX	XXX	398	439	453	456	454
8. 2014.....	XXX	XXX	XXX	XXX	XXX	XXX	488	537	546	554
9. 2015.....	XXX	XXX	XXX	XXX	XXX	XXX	XXX	549	600	607
10. 2016.....	XXX	XXX	XXX	XXX	XXX	XXX	XXX	XXX	499	544
11. 2017.....	XXX	XXX	XXX	XXX	XXX	XXX	XXX	XXX	XXX	496

Schedule P-Part 5D-Workers' Compensation (Excluding Excess Workers' Compensation)-Section 1  
**N O N E**

Schedule P-Part 5D-Workers' Compensation (Excluding Excess Workers' Compensation)-Section 2  
**N O N E**

Schedule P-Part 5D-Workers' Compensation (Excluding Excess Workers' Compensation)-Section 3  
**N O N E**



ANNUAL STATEMENT FOR THE YEAR 2017 OF THE United Ohio Insurance Company

**SCHEDULE P - PART 5E - COMMERCIAL MULTIPLE PERIL**

**SECTION 1**

Years in Which Premiums Were Earned and Losses Were Incurred	CUMULATIVE NUMBER OF CLAIMS CLOSED WITH LOSS PAYMENT DIRECT AND ASSUMED AT YEAR END									
	1	2	3	4	5	6	7	8	9	10
	2008	2009	2010	2011	2012	2013	2014	2015	2016	2017
1. Prior.....	116	21	18	9	4	1	3			
2. 2008.....	325	441	467	479	486	489	489	490	492	493
3. 2009.....	XXX	304	451	472	486	490	494	495	497	500
4. 2010.....	XXX	XXX	514	618	644	655	661	668	669	671
5. 2011.....	XXX	XXX	XXX	433	576	600	622	632	639	642
6. 2012.....	XXX	XXX	XXX	XXX	479	614	639	652	660	663
7. 2013.....	XXX	XXX	XXX	XXX	XXX	367	485	516	547	562
8. 2014.....	XXX	XXX	XXX	XXX	XXX	XXX	370	510	548	580
9. 2015.....	XXX	XXX	XXX	XXX	XXX	XXX	XXX	343	484	530
10. 2016.....	XXX	XXX	XXX	XXX	XXX	XXX	XXX	XXX	330	459
11. 2017.....	XXX	XXX	XXX	XXX	XXX	XXX	XXX	XXX	XXX	342

**SECTION 2**

Years in Which Premiums Were Earned and Losses Were Incurred	NUMBER OF CLAIMS OUTSTANDING DIRECT AND ASSUMED AT YEAR END									
	1	2	3	4	5	6	7	8	9	10
	2008	2009	2010	2011	2012	2013	2014	2015	2016	2017
1. Prior.....	17	17	13	5	2	4	1	2	1	
2. 2008.....	57	25	16	7	3	3	4	3		
3. 2009.....	XXX	77	21	10	5	5	3	3	1	
4. 2010.....	XXX	XXX	109	29	18	13	11	6	5	2
5. 2011.....	XXX	XXX	XXX	129	46	31	16	8	4	
6. 2012.....	XXX	XXX	XXX	XXX	107	31	16	7	5	3
7. 2013.....	XXX	XXX	XXX	XXX	XXX	127	51	46	23	12
8. 2014.....	XXX	XXX	XXX	XXX	XXX	XXX	155	74	57	35
9. 2015.....	XXX	XXX	XXX	XXX	XXX	XXX	XXX	161	86	62
10. 2016.....	XXX	XXX	XXX	XXX	XXX	XXX	XXX	XXX	136	66
11. 2017.....	XXX	XXX	XXX	XXX	XXX	XXX	XXX	XXX	XXX	116

**SECTION 3**

Years in Which Premiums Were Earned and Losses Were Incurred	CUMULATIVE NUMBER OF CLAIMS REPORTED DIRECT AND ASSUMED AT YEAR END									
	1	2	3	4	5	6	7	8	9	10
	2008	2009	2010	2011	2012	2013	2014	2015	2016	2017
1. Prior.....	51	153	35	6	1	3		1	(1)	(1)
2. 2008.....	473	545	597	602	605	608	610	610	609	610
3. 2009.....	XXX	443	721	736	745	749	752	754	755	757
4. 2010.....	XXX	XXX	1,252	1,315	1,337	1,346	1,351	1,353	1,354	1,353
5. 2011.....	XXX	XXX	XXX	660	757	773	783	785	788	787
6. 2012.....	XXX	XXX	XXX	XXX	678	776	794	801	808	810
7. 2013.....	XXX	XXX	XXX	XXX	XXX	573	653	690	701	706
8. 2014.....	XXX	XXX	XXX	XXX	XXX	XXX	620	715	745	760
9. 2015.....	XXX	XXX	XXX	XXX	XXX	XXX	XXX	573	676	710
10. 2016.....	XXX	XXX	XXX	XXX	XXX	XXX	XXX	XXX	544	637
11. 2017.....	XXX	XXX	XXX	XXX	XXX	XXX	XXX	XXX	XXX	524

Schedule P - Part 5F - Medical Professional Liability - Occurrence - Section 1A

**N O N E**

Schedule P - Part 5F - Medical Professional Liability - Occurrence - Section 2A

**N O N E**

Schedule P - Part 5F - Medical Professional Liability - Occurrence - Section 3A

**N O N E**

Schedule P - Part 5F - Medical Professional Liability - Claims-Made - Section 1B

**N O N E**

Schedule P - Part 5F - Medical Professional Liability - Claims-Made - Section 2B

**N O N E**

Schedule P - Part 5F - Medical Professional Liability - Claims-Made - Section 3B

**N O N E**

ANNUAL STATEMENT FOR THE YEAR 2017 OF THE United Ohio Insurance Company

SCHEDULE P - PART 5H - OTHER LIABILITY - OCCURRENCE

SECTION 1A

Years in Years in Which Premiums Were Earned and Losses Were Incurred	CUMULATIVE NUMBER OF CLAIMS CLOSED WITH LOSS PAYMENT DIRECT AND ASSUMED AT YEAR END									
	1	2	3	4	5	6	7	8	9	10
	2008	2009	2010	2011	2012	2013	2014	2015	2016	2017
1. Prior.....	463	26	17	4	3	1	1	1		
2. 2008.....	93	244	255	259	262	262	262	263	263	263
3. 2009.....	XXX	688	725	733	734	735	735	736	736	736
4. 2010.....	XXX	XXX	65	90	100	104	109	110	111	111
5. 2011.....	XXX	XXX	XXX	54	70	75	79	82	83	83
6. 2012.....	XXX	XXX	XXX	XXX	51	80	87	88	90	90
7. 2013.....	XXX	XXX	XXX	XXX	XXX	42	60	71	76	78
8. 2014.....	XXX	XXX	XXX	XXX	XXX	XXX	36	56	68	71
9. 2015.....	XXX	XXX	XXX	XXX	XXX	XXX	XXX	27	42	51
10. 2016.....	XXX	XXX	XXX	XXX	XXX	XXX	XXX	XXX	29	44
11. 2017.....	XXX	XXX	XXX	XXX	XXX	XXX	XXX	XXX	XXX	21

SECTION 2A

Years in Years in Which Premiums Were Earned and Losses Were Incurred	NUMBER OF CLAIMS OUTSTANDING DIRECT AND ASSUMED AT YEAR END									
	1	2	3	4	5	6	7	8	9	10
	2008	2009	2010	2011	2012	2013	2014	2015	2016	2017
1. Prior.....	13	20	10	8	4	4	3	2		1
2. 2008.....	23	14	6	3	1	1	1			
3. 2009.....	XXX	31	14	6	2	1	1			
4. 2010.....	XXX	XXX	34	19	11	5	1			
5. 2011.....	XXX	XXX	XXX	31	12	7	3	1		
6. 2012.....	XXX	XXX	XXX	XXX	38	14	5	1		1
7. 2013.....	XXX	XXX	XXX	XXX	XXX	34	23	13		3
8. 2014.....	XXX	XXX	XXX	XXX	XXX	XXX	42	22	1	8
9. 2015.....	XXX	XXX	XXX	XXX	XXX	XXX	XXX	22	1	5
10. 2016.....	XXX	XXX	XXX	XXX	XXX	XXX	XXX	XXX	7	23
11. 2017.....	XXX	XXX	XXX	XXX	XXX	XXX	XXX	XXX	XXX	10

SECTION 3A

Years in Years in Which Premiums Were Earned and Losses Were Incurred	CUMULATIVE NUMBER OF CLAIMS REPORTED DIRECT AND ASSUMED AT YEAR END									
	1	2	3	4	5	6	7	8	9	10
	2008	2009	2010	2011	2012	2013	2014	2015	2016	2017
1. Prior.....	48	(1,253)	28	3	1	1			(2)	1
2. 2008.....	153	313	332	333	334	334	334	334	334	334
3. 2009.....	XXX	802	878	881	879	879	879	879	879	879
4. 2010.....	XXX	XXX	192	212	216	215	217	217	218	218
5. 2011.....	XXX	XXX	XXX	103	112	113	113	114	114	114
6. 2012.....	XXX	XXX	XXX	XXX	111	123	123	121	123	125
7. 2013.....	XXX	XXX	XXX	XXX	XXX	94	111	114	107	112
8. 2014.....	XXX	XXX	XXX	XXX	XXX	XXX	90	98	92	105
9. 2015.....	XXX	XXX	XXX	XXX	XXX	XXX	XXX	61	62	77
10. 2016.....	XXX	XXX	XXX	XXX	XXX	XXX	XXX	XXX	45	81
11. 2017.....	XXX	XXX	XXX	XXX	XXX	XXX	XXX	XXX	XXX	35

Schedule P - Part 5H - Other Liability - Claims-Made - Section 1B  
**N O N E**

Schedule P - Part 5H - Other Liability - Claims-Made - Section 2B  
**N O N E**

Schedule P - Part 5H - Other Liability - Claims-Made - Section 3B  
**N O N E**

ANNUAL STATEMENT FOR THE YEAR 2017 OF THE United Ohio Insurance Company

**SCHEDULE P - PART 5R - PRODUCTS LIABILITY - OCCURRENCE**

**SECTION 1A**

Years in Years in Which Premiums Were Earned and Losses Were Incurred	CUMULATIVE NUMBER OF CLAIMS CLOSED WITH LOSS PAYMENT DIRECT AND ASSUMED AT YEAR END									
	1	2	3	4	5	6	7	8	9	10
	2008	2009	2010	2011	2012	2013	2014	2015	2016	2017
1. Prior.....	9	3	2	2						
2. 2008.....	2	2	5	5	5	5	5	5	5	5
3. 2009.....	XXX	3	21	21	22	22	22	22	22	22
4. 2010.....	XXX	XXX	54	54	54	55	55	55	55	55
5. 2011.....	XXX	XXX	XXX	2	5	5	7	7	7	7
6. 2012.....	XXX	XXX	XXX	XXX	1	2	3	3	3	3
7. 2013.....	XXX	XXX	XXX	XXX	XXX	1	2	3	3	3
8. 2014.....	XXX	XXX	XXX	XXX	XXX	XXX	1	2	2	2
9. 2015.....	XXX	XXX	XXX	XXX	XXX	XXX	XXX	1	2	2
10. 2016.....	XXX	XXX	XXX	XXX	XXX	XXX	XXX	XXX	1	2
11. 2017	XXX	XXX	XXX	XXX	XXX	XXX	XXX	XXX	XXX	

**SECTION 2A**

Years in Years in Which Premiums Were Earned and Losses Were Incurred	NUMBER OF CLAIMS OUTSTANDING DIRECT AND ASSUMED AT YEAR END									
	1	2	3	4	5	6	7	8	9	10
	2008	2009	2010	2011	2012	2013	2014	2015	2016	2017
1. Prior.....		3	2							
2. 2008.....		1	1							
3. 2009.....	XXX	1	2	2						
4. 2010.....	XXX	XXX		1	1					
5. 2011.....	XXX	XXX	XXX	1	1	1				1
6. 2012.....	XXX	XXX	XXX	XXX	1					
7. 2013.....	XXX	XXX	XXX	XXX	XXX	2	1			
8. 2014.....	XXX	XXX	XXX	XXX	XXX	XXX	1	1		
9. 2015.....	XXX	XXX	XXX	XXX	XXX	XXX	XXX	1		
10. 2016.....	XXX	XXX	XXX	XXX	XXX	XXX	XXX	XXX	1	
11. 2017	XXX	XXX	XXX	XXX	XXX	XXX	XXX	XXX	XXX	

**SECTION 3A**

Years in Years in Which Premiums Were Earned and Losses Were Incurred	CUMULATIVE NUMBER OF CLAIMS REPORTED DIRECT AND ASSUMED AT YEAR END									
	1	2	3	4	5	6	7	8	9	10
	2008	2009	2010	2011	2012	2013	2014	2015	2016	2017
1. Prior.....	5	12	3							
2. 2008.....	2	4	10	11	11	11	11	11	11	11
3. 2009.....	XXX	5	46	46	46	46	46	46	46	46
4. 2010.....	XXX	XXX	116	118	119	119	119	119	119	119
5. 2011.....	XXX	XXX	XXX	4	7	8	9	9	9	10
6. 2012.....	XXX	XXX	XXX	XXX	2	2	4	4	4	4
7. 2013.....	XXX	XXX	XXX	XXX	XXX	3	4	4	4	4
8. 2014.....	XXX	XXX	XXX	XXX	XXX	XXX	2	3	4	4
9. 2015.....	XXX	XXX	XXX	XXX	XXX	XXX	XXX	3	3	3
10. 2016.....	XXX	XXX	XXX	XXX	XXX	XXX	XXX	XXX	2	3
11. 2017	XXX	XXX	XXX	XXX	XXX	XXX	XXX	XXX	XXX	

Schedule P - Part 5R - Products Liability - Claims-Made - Section 1B

**N O N E**

Schedule P - Part 5R - Products Liability - Claims-Made - Section 2B

**N O N E**

Schedule P - Part 5R - Products Liability - Claims-Made - Section 3B

**N O N E**

Schedule P - Part 5T - Warranty - Section 1

**N O N E**

Schedule P - Part 5T - Warranty - Section 2

**N O N E**

Schedule P - Part 5T - Warranty - Section 3

**N O N E**

ANNUAL STATEMENT FOR THE YEAR 2017 OF THE United Ohio Insurance Company

**SCHEDULE P - PART 6C - COMMERCIAL AUTO/TRUCK LIABILITY/MEDICAL**

**SECTION 1**

Years in Which Premiums Were Earned and Losses Were Incurred	CUMULATIVE PREMIUMS EARNED DIRECT AND ASSUMED AT YEAR END (\$000 OMITTED)										11 Current Year Premiums Earned
	1	2	3	4	5	6	7	8	9	10	
	2008	2009	2010	2011	2012	2013	2014	2015	2016	2017	
1. Prior.....											
2. 2008.....	4,796	4,796	4,796	4,796	4,796	4,796	4,796	4,796	4,796	4,796	
3. 2009.....	XXX	5,870	5,870	5,870	5,870	5,870	5,870	5,870	5,870	5,870	
4. 2010.....	XXX	XXX	6,392	6,392	6,392	6,392	6,392	6,392	6,392	6,392	
5. 2011.....	XXX	XXX	XXX	7,026	7,026	7,026	7,026	7,026	7,026	7,026	
6. 2012.....	XXX	XXX	XXX	XXX	7,968	7,968	7,968	7,968	7,968	7,968	
7. 2013.....	XXX	XXX	XXX	XXX	XXX	9,102	9,102	9,102	9,102	9,102	
8. 2014.....	XXX	XXX	XXX	XXX	XXX	XXX	10,339	10,339	10,339	10,339	
9. 2015.....	XXX	XXX	XXX	XXX	XXX	XXX	XXX	10,641	10,641	10,641	
10. 2016.....	XXX	XXX	XXX	XXX	XXX	XXX	XXX	XXX	11,040	11,040	
11. 2017.....	XXX	XXX	XXX	XXX	XXX	XXX	XXX	XXX	XXX	11,506	
12. Totals.....	XXX	XXX	XXX	XXX	XXX	XXX	XXX	XXX	XXX	XXX	11,506
13. Earned Premiums (Sch P-Pt. 1)	4,796	5,870	6,392	7,026	7,968	9,102	10,339	10,641	11,040	11,506	XXX

**SECTION 2**

Years in Which Premiums Were Earned and Losses Were Incurred	CUMULATIVE PREMIUMS EARNED CEDED AT YEAR END (\$000 OMITTED)										11 Current Year Premiums Earned
	1	2	3	4	5	6	7	8	9	10	
	2008	2009	2010	2011	2012	2013	2014	2015	2016	2017	
1. Prior.....											
2. 2008.....	382	382	382	382	382	382	382	382	382	382	
3. 2009.....	XXX	606	606	606	606	606	606	606	606	606	
4. 2010.....	XXX	XXX	520	520	520	520	520	520	520	520	
5. 2011.....	XXX	XXX	XXX	443	443	443	443	443	443	443	
6. 2012.....	XXX	XXX	XXX	XXX	471	471	471	471	471	471	
7. 2013.....	XXX	XXX	XXX	XXX	XXX	495	495	495	495	495	
8. 2014.....	XXX	XXX	XXX	XXX	XXX	XXX	551	551	551	551	
9. 2015.....	XXX	XXX	XXX	XXX	XXX	XXX	XXX	617	617	617	
10. 2016.....	XXX	XXX	XXX	XXX	XXX	XXX	XXX	XXX	706	706	
11. 2017.....	XXX	XXX	XXX	XXX	XXX	XXX	XXX	XXX	XXX	846	
12. Totals.....	XXX	XXX	XXX	XXX	XXX	XXX	XXX	XXX	XXX	XXX	846
13. Earned Premiums (Sch P-Pt. 1)	382	606	520	443	471	495	551	617	706	846	XXX

**SCHEDULE P - PART 6D - WORKERS' COMPENSATION**

**(EXCLUDING EXCESS WORKERS' COMPENSATION)**

**SECTION 1**

Years in Which Premiums Were Earned and Losses Were Incurred	CUMULATIVE PREMIUMS EARNED DIRECT AND ASSUMED AT YEAR END (\$000 OMITTED)										11 Current Year Premiums Earned
	1	2	3	4	5	6	7	8	9	10	
	2008	2009	2010	2011	2012	2013	2014	2015	2016	2017	
1. Prior.....											
2. 2008.....											
3. 2009.....	XXX										
4. 2010.....	XXX	XXX									
5. 2011.....	XXX	XXX	XXX								
6. 2012.....	XXX	XXX	XXX	XXX							
7. 2013.....	XXX	XXX	XXX	XXX	XXX						
8. 2014.....	XXX	XXX	XXX	XXX	XXX	XXX					
9. 2015.....	XXX	XXX	XXX	XXX	XXX	XXX	XXX				
10. 2016.....	XXX	XXX	XXX	XXX	XXX	XXX	XXX	XXX			
11. 2017.....	XXX	XXX	XXX	XXX	XXX	XXX	XXX	XXX	XXX		
12. Totals.....	XXX	XXX	XXX	XXX	XXX	XXX	XXX	XXX	XXX	XXX	
13. Earned Premiums (Sch P-Pt. 1)											XXX

**SECTION 2**

Years in Which Premiums Were Earned and Losses Were Incurred	CUMULATIVE PREMIUMS EARNED CEDED AT YEAR END (\$000 OMITTED)										11 Current Year Premiums Earned
	1	2	3	4	5	6	7	8	9	10	
	2008	2009	2010	2011	2012	2013	2014	2015	2016	2017	
1. Prior.....											
2. 2008.....											
3. 2009.....	XXX										
4. 2010.....	XXX	XXX									
5. 2011.....	XXX	XXX	XXX								
6. 2012.....	XXX	XXX	XXX	XXX							
7. 2013.....	XXX	XXX	XXX	XXX	XXX						
8. 2014.....	XXX	XXX	XXX	XXX	XXX	XXX					
9. 2015.....	XXX	XXX	XXX	XXX	XXX	XXX	XXX				
10. 2016.....	XXX	XXX	XXX	XXX	XXX	XXX	XXX	XXX			
11. 2017.....	XXX	XXX	XXX	XXX	XXX	XXX	XXX	XXX	XXX		
12. Totals.....	XXX	XXX	XXX	XXX	XXX	XXX	XXX	XXX	XXX	XXX	
13. Earned Premiums (Sch P-Pt. 1)											XXX

ANNUAL STATEMENT FOR THE YEAR 2017 OF THE United Ohio Insurance Company

SCHEDULE P - PART 6E - COMMERCIAL MULTIPLE PERIL  
SECTION 1

Years in Which Premiums Were Earned and Losses Were Incurred	CUMULATIVE PREMIUMS EARNED DIRECT AND ASSUMED AT YEAR END (\$000 OMITTED)										11 Current Year Premiums Earned
	1	2	3	4	5	6	7	8	9	10	
	2008	2009	2010	2011	2012	2013	2014	2015	2016	2017	
1. Prior.....											
2. 2008.....	7,813	7,813	7,813	7,813	7,813	7,813	7,813	7,813	7,813	7,813	
3. 2009.....	XXX	8,756	8,756	8,756	8,756	8,756	8,756	8,756	8,756	8,756	
4. 2010.....	XXX	XXX	9,537	9,537	9,537	9,537	9,537	9,537	9,537	9,537	
5. 2011.....	XXX	XXX	XXX	10,346	10,346	10,346	10,346	10,346	10,346	10,346	
6. 2012.....	XXX	XXX	XXX	XXX	11,584	11,584	11,584	11,584	11,584	11,584	
7. 2013.....	XXX	XXX	XXX	XXX	XXX	13,770	13,770	13,770	13,770	13,770	
8. 2014.....	XXX	XXX	XXX	XXX	XXX	XXX	16,070	16,070	16,070	16,070	
9. 2015.....	XXX	XXX	XXX	XXX	XXX	XXX	XXX	16,706	16,706	16,706	
10. 2016.....	XXX	XXX	XXX	XXX	XXX	XXX	XXX	XXX	17,618	17,618	
11. 2017.....	XXX	XXX	XXX	XXX	XXX	XXX	XXX	XXX	XXX	18,207	18,207
12. Totals.....	XXX	XXX	XXX	XXX	XXX	XXX	XXX	XXX	XXX	XXX	18,207
13. Earned Premiums (Sch P-Pt. 1)	7,813	8,756	9,537	10,346	11,584	13,770	16,070	16,706	17,618	18,207	XXX

SECTION 2

Years in Which Premiums Were Earned and Losses Were Incurred	CUMULATIVE PREMIUMS EARNED CEDED AT YEAR END (\$000 OMITTED)										11 Current Year Premiums Earned
	1	2	3	4	5	6	7	8	9	10	
	2008	2009	2010	2011	2012	2013	2014	2015	2016	2017	
1. Prior.....											
2. 2008.....	848	848	848	848	848	848	848	848	848	848	
3. 2009.....	XXX	1,182	1,182	1,182	1,182	1,182	1,182	1,182	1,182	1,182	
4. 2010.....	XXX	XXX	1,238	1,238	1,238	1,238	1,238	1,238	1,238	1,238	
5. 2011.....	XXX	XXX	XXX	1,331	1,331	1,331	1,331	1,331	1,331	1,331	
6. 2012.....	XXX	XXX	XXX	XXX	1,534	1,534	1,534	1,534	1,534	1,534	
7. 2013.....	XXX	XXX	XXX	XXX	XXX	1,716	1,716	1,716	1,716	1,716	
8. 2014.....	XXX	XXX	XXX	XXX	XXX	XXX	2,078	2,078	2,078	2,078	
9. 2015.....	XXX	XXX	XXX	XXX	XXX	XXX	XXX	2,079	2,079	2,079	
10. 2016.....	XXX	XXX	XXX	XXX	XXX	XXX	XXX	XXX	2,161	2,161	
11. 2017.....	XXX	XXX	XXX	XXX	XXX	XXX	XXX	XXX	XXX	2,204	2,204
12. Totals.....	XXX	XXX	XXX	XXX	XXX	XXX	XXX	XXX	XXX	XXX	2,204
13. Earned Premiums (Sch P-Pt. 1)	848	1,182	1,238	1,331	1,534	1,716	2,078	2,079	2,161	2,204	XXX

SCHEDULE P - PART 6H - OTHER LIABILITY - OCCURRENCE  
SECTION 1A

Years in Which Premiums Were Earned and Losses Were Incurred	CUMULATIVE PREMIUMS EARNED DIRECT AND ASSUMED AT YEAR END (\$000 OMITTED)										11 Current Year Premiums Earned
	1	2	3	4	5	6	7	8	9	10	
	2008	2009	2010	2011	2012	2013	2014	2015	2016	2017	
1. Prior.....											
2. 2008.....	3,863	3,863	3,863	3,863	3,863	3,863	3,863	3,863	3,863	3,863	
3. 2009.....	XXX	3,773	3,773	3,773	3,773	3,773	3,773	3,773	3,773	3,773	
4. 2010.....	XXX	XXX	3,680	3,680	3,680	3,680	3,680	3,680	3,680	3,680	
5. 2011.....	XXX	XXX	XXX	3,914	3,914	3,914	3,914	3,914	3,914	3,914	
6. 2012.....	XXX	XXX	XXX	XXX	4,250	4,250	4,250	4,250	4,250	4,250	
7. 2013.....	XXX	XXX	XXX	XXX	XXX	4,544	4,544	4,544	4,544	4,544	
8. 2014.....	XXX	XXX	XXX	XXX	XXX	XXX	4,700	4,700	4,700	4,700	
9. 2015.....	XXX	XXX	XXX	XXX	XXX	XXX	XXX	4,783	4,783	4,783	
10. 2016.....	XXX	XXX	XXX	XXX	XXX	XXX	XXX	XXX	4,451	4,451	
11. 2017.....	XXX	XXX	XXX	XXX	XXX	XXX	XXX	XXX	XXX	4,066	4,066
12. Totals.....	XXX	XXX	XXX	XXX	XXX	XXX	XXX	XXX	XXX	XXX	4,066
13. Earned Premiums (Sch P-Pt. 1)	3,863	3,773	3,680	3,914	4,250	4,544	4,700	4,783	4,451	4,066	XXX

SECTION 2A

Years in Which Premiums Were Earned and Losses Were Incurred	CUMULATIVE PREMIUMS EARNED CEDED AT YEAR END (\$000 OMITTED)										11 Current Year Premiums Earned
	1	2	3	4	5	6	7	8	9	10	
	2008	2009	2010	2011	2012	2013	2014	2015	2016	2017	
1. Prior.....											
2. 2008.....	1,338	1,338	1,338	1,338	1,338	1,338	1,338	1,338	1,338	1,338	
3. 2009.....	XXX	1,370	1,370	1,370	1,370	1,370	1,370	1,370	1,370	1,370	
4. 2010.....	XXX	XXX	1,429	1,429	1,429	1,429	1,429	1,429	1,429	1,429	
5. 2011.....	XXX	XXX	XXX	1,589	1,589	1,589	1,589	1,589	1,589	1,589	
6. 2012.....	XXX	XXX	XXX	XXX	1,832	1,832	1,832	1,832	1,832	1,832	
7. 2013.....	XXX	XXX	XXX	XXX	XXX	1,981	1,981	1,981	1,981	1,981	
8. 2014.....	XXX	XXX	XXX	XXX	XXX	XXX	2,150	2,150	2,150	2,150	
9. 2015.....	XXX	XXX	XXX	XXX	XXX	XXX	XXX	2,143	2,143	2,143	
10. 2016.....	XXX	XXX	XXX	XXX	XXX	XXX	XXX	XXX	2,169	2,169	
11. 2017.....	XXX	XXX	XXX	XXX	XXX	XXX	XXX	XXX	XXX	2,251	2,251
12. Totals.....	XXX	XXX	XXX	XXX	XXX	XXX	XXX	XXX	XXX	XXX	2,251
13. Earned Premiums (Sch P-Pt. 1)	1,338	1,370	1,429	1,589	1,832	1,981	2,150	2,143	2,169	2,251	XXX



Schedule P - Part 6H - Other Liability - Claims-Made - Section 1B

**N O N E**

Schedule P - Part 6H - Other Liability - Claims-Made - Section 2B

**N O N E**

Schedule P - Part 6M - International - Section 1

**N O N E**

Schedule P - Part 6M - International - Section 2

**N O N E**

Schedule P - Part 6N- Reinsurance A - Nonproportional Assumed Property - Section 1

**N O N E**

Schedule P - Part 6N- Reinsurance A - Nonproportional Assumed Property - Section 2

**N O N E**

Schedule P - Part 6O - Reinsurance B - Nonproportional Liability - Section 1

**N O N E**

Schedule P - Part 6O - Reinsurance B - Nonproportional Assumed Liability - Section 2

**N O N E**

ANNUAL STATEMENT FOR THE YEAR 2017 OF THE United Ohio Insurance Company

**SCHEDULE P - PART 6R - PRODUCTS LIABILITY - OCCURRENCE**

**SECTION 1A**

Years in Which Premiums Were Earned and Losses Were Incurred	CUMULATIVE PREMIUMS EARNED DIRECT AND ASSUMED AT YEAR END (\$000 OMITTED)										11 Current Year Premiums Earned
	1	2	3	4	5	6	7	8	9	10	
	2008	2009	2010	2011	2012	2013	2014	2015	2016	2017	
1. Prior.....											
2. 2008.....	200	200	200	200	200	200	200	200	200	200	
3. 2009.....	XXX	176	176	176	176	176	176	176	176	176	
4. 2010.....	XXX	XXX	146	146	146	146	146	146	146	146	
5. 2011.....	XXX	XXX	XXX	123	123	123	123	123	123	123	
6. 2012.....	XXX	XXX	XXX	XXX	118	118	118	118	118	118	
7. 2013.....	XXX	XXX	XXX	XXX	XXX	125	125	125	125	125	
8. 2014.....	XXX	XXX	XXX	XXX	XXX	XXX	137	137	137	137	
9. 2015.....	XXX	XXX	XXX	XXX	XXX	XXX	XXX	137	137	137	
10. 2016.....	XXX	XXX	XXX	XXX	XXX	XXX	XXX	XXX	126	126	
11. 2017.....	XXX	XXX	XXX	XXX	XXX	XXX	XXX	XXX	XXX	129	129
12. Totals.....	XXX	XXX	XXX	XXX	XXX	XXX	XXX	XXX	XXX	XXX	129
13. Earned Premiums (Sch P-Pt. 1)	200	176	146	123	118	125	137	137	126	129	XXX

**SECTION 2A**

Years in Which Premiums Were Earned and Losses Were Incurred	CUMULATIVE PREMIUMS EARNED CEDED AT YEAR END (\$000 OMITTED)										11 Current Year Premiums Earned
	1	2	3	4	5	6	7	8	9	10	
	2008	2009	2010	2011	2012	2013	2014	2015	2016	2017	
1. Prior.....											
2. 2008.....	21	21	21	21	21	21	21	21	21	21	
3. 2009.....	XXX	5	5	5	5	5	5	5	5	5	
4. 2010.....	XXX	XXX	2	2	2	2	2	2	2	2	
5. 2011.....	XXX	XXX	XXX	1	1	1	1	1	1	1	
6. 2012.....	XXX	XXX	XXX	XXX	1	1	1	1	1	1	
7. 2013.....	XXX	XXX	XXX	XXX	XXX	1	1	1	1	1	
8. 2014.....	XXX	XXX	XXX	XXX	XXX	XXX	1	1	1	1	
9. 2015.....	XXX	XXX	XXX	XXX	XXX	XXX	XXX	1	1	1	
10. 2016.....	XXX	XXX	XXX	XXX	XXX	XXX	XXX	XXX	1	1	
11. 2017.....	XXX	XXX	XXX	XXX	XXX	XXX	XXX	XXX	XXX	1	1
12. Totals.....	XXX	XXX	XXX	XXX	XXX	XXX	XXX	XXX	XXX	XXX	1
13. Earned Premiums (Sch P-Pt. 1)	21	5	2	1	1	1	1	1	1	1	XXX

**SCHEDULE P - PART 6R - PRODUCTS LIABILITY - CLAIMS-MADE**

**SECTION 1B**

Years in Which Premiums Were Earned and Losses Were Incurred	CUMULATIVE PREMIUMS EARNED DIRECT AND ASSUMED AT YEAR END (\$000 OMITTED)										11 Current Year Premiums Earned
	1	2	3	4	5	6	7	8	9	10	
	2008	2009	2010	2011	2012	2013	2014	2015	2016	2017	
1. Prior.....											
2. 2008.....											
3. 2009.....	XXX										
4. 2010.....	XXX	XXX									
5. 2011.....	XXX	XXX	XXX								
6. 2012.....	XXX	XXX	XXX	XXX							
7. 2013.....	XXX	XXX	XXX	XXX	XXX						
8. 2014.....	XXX	XXX	XXX	XXX	XXX	XXX					
9. 2015.....	XXX	XXX	XXX	XXX	XXX	XXX	XXX				
10. 2016.....	XXX	XXX	XXX	XXX	XXX	XXX	XXX	XXX			
11. 2017.....	XXX	XXX	XXX	XXX	XXX	XXX	XXX	XXX	XXX		
12. Totals.....	XXX	XXX	XXX	XXX	XXX	XXX	XXX	XXX	XXX	XXX	
13. Earned Premiums (Sch P-Pt. 1)											XXX

**SECTION 2B**

Years in Which Premiums Were Earned and Losses Were Incurred	CUMULATIVE PREMIUMS EARNED CEDED AT YEAR END (\$000 OMITTED)										11 Current Year Premiums Earned
	1	2	3	4	5	6	7	8	9	10	
	2008	2009	2010	2011	2012	2013	2014	2015	2016	2017	
1. Prior.....											
2. 2008.....											
3. 2009.....	XXX										
4. 2010.....	XXX	XXX									
5. 2011.....	XXX	XXX	XXX								
6. 2012.....	XXX	XXX	XXX	XXX							
7. 2013.....	XXX	XXX	XXX	XXX	XXX						
8. 2014.....	XXX	XXX	XXX	XXX	XXX	XXX					
9. 2015.....	XXX	XXX	XXX	XXX	XXX	XXX	XXX				
10. 2016.....	XXX	XXX	XXX	XXX	XXX	XXX	XXX	XXX			
11. 2017.....	XXX	XXX	XXX	XXX	XXX	XXX	XXX	XXX	XXX		
12. Totals.....	XXX	XXX	XXX	XXX	XXX	XXX	XXX	XXX	XXX	XXX	
13. Earned Premiums (Sch P-Pt. 1)											XXX

Schedule P - Part 7A - Section 1 - Primary Loss Sensitive Contracts  
**N O N E**

Schedule P - Part 7A - Section 2 - Primary Loss Sensitive Contracts  
**N O N E**

Schedule P - Part 7A - Section 3 - Primary Loss Sensitive Contracts  
**N O N E**

Schedule P - Part 7A - Section 4 - Primary Loss Sensitive Contracts  
**N O N E**

Schedule P - Part 7A - Section 5 - Primary Loss Sensitive Contracts  
**N O N E**

ANNUAL STATEMENT FOR THE YEAR 2017 OF THE United Ohio Insurance Company

SCHEDULE P - PART 7B - REINSURANCE LOSS SENSITIVE CONTRACTS (\$000 OMITTED)

SECTION 1

Schedule P - Part 1	1 Total Net Losses and Expenses Unpaid	2 Net Losses and Expenses Unpaid on Loss Sensitive Contracts	3 Loss Sensitive as Percentage of Total	4 Total Net Premiums Written	5 Net Premiums Written on Loss Sensitive Contracts	6 Loss Sensitive as Percentage of Total
1. Homeowners/Farmowners .....	7,361			36,783		
2. Private Passenger Auto Liability/Medical .....	27,216			34,310		
3. Commercial Auto/Truck Liability/Medical .....	12,640			10,816		
4. Workers' Compensation .....						
5. Commercial Multiple Peril .....	12,694			16,262		
6. Medical Professional Liability - Occurrence .....						
7. Medical Professional Liability - Claims - Made .....						
8. Special Liability .....						
9. Other Liability - Occurrence .....	3,577			1,762		
10. Other Liability - Claims-Made .....						
11. Special Property .....	1,119			12,483		
12. Auto Physical Damage .....	2,271			31,032		
13. Fidelity/Surety .....						
14. Other .....				2		
15. International .....						
16. Reinsurance - Nonproportional Assumed Property .....						
17. Reinsurance - Nonproportional Assumed Liability .....						
18. Reinsurance - Nonproportional Assumed Financial Lines .....						
19. Products Liability - Occurrence .....	3			133		
20. Products Liability - Claims-Made .....						
21. Financial Guaranty/Mortgage Guaranty .....						
22. Warranty .....						
23. Totals	66,881			143,583		

SECTION 2

Years in Which Policies Were Issued	INCURRED LOSSES AND DEFENSE AND COST CONTAINMENT EXPENSES REPORTED AT YEAR END (\$000 OMITTED)									
	1	2	3	4	5	6	7	8	9	10
	2008	2009	2010	2011	2012	2013	2014	2015	2016	2017
1. Prior.....										
2. 2008.....										
3. 2009.....	XXX									
4. 2010.....	XXX	XXX								
5. 2011.....	XXX	XXX	XX							
6. 2012.....	XXX	XXX	XX	XX						
7. 2013.....	XXX	XXX	XX	XX	XX					
8. 2014.....	XXX	XXX	XX	XXX	XXX	XX				
9. 2015.....	XXX	XXX	XXX	XXX	XXX	XXX	XXX			
10. 2016.....	XXX	XXX	XXX	XXX	XXX	XXX	XXX	XXX		
11. 2017.....	XXX	XXX	XXX	XXX	XXX	XXX	XXX	XXX	XXX	

SECTION 3

Years in Which Policies Were Issued	BULK AND INCURRED BUT NOT REPORTED RESERVES FOR LOSSES AND DEFENSE AND COST CONTAINMENT EXPENSES AT YEAR END (\$000 OMITTED)									
	1	2	3	4	5	6	7	8	9	10
	2008	2009	2010	2011	2012	2013	2014	2015	2016	2017
1. Prior.....										
2. 2008.....										
3. 2009.....	XXX									
4. 2010.....	XXX	XXX								
5. 2011.....	XXX	XXX	XX							
6. 2012.....	XXX	XXX	XX	XX						
7. 2013.....	XXX	XXX	XX	XX	XX					
8. 2014.....	XXX	XXX	XX	XXX	XXX	XX				
9. 2015.....	XXX	XXX	XXX	XXX	XXX	XXX	XXX			
10. 2016.....	XXX	XXX	XXX	XXX	XXX	XXX	XXX	XXX		
11. 2017.....	XXX	XXX	XXX	XXX	XXX	XXX	XXX	XXX	XXX	

Schedule P - Part 7B - Section 4 - Reinsurance Loss Sensitive Contracts  
**N O N E**

Schedule P - Part 7B - Section 5 - Reinsurance Loss Sensitive Contracts  
**N O N E**

Schedule P - Part 7B - Section 6 - Reinsurance Loss Sensitive Contracts  
**N O N E**

Schedule P - Part 7B - Section 7 - Reinsurance Loss Sensitive Contracts  
**N O N E**

ANNUAL STATEMENT FOR THE YEAR 2017 OF THE United Ohio Insurance Company

SCHEDULE P INTERROGATORIES

1. The following questions relate to yet-to-be-issued Extended Reporting Endorsements (EREs) arising from Death, Disability, or Retirement (DDR) provisions in Medical Professional Liability Claims Made insurance policies. EREs provided for reasons other than DDR are not to be included.
- 1.1 Does the company issue Medical Professional Liability Claims Made insurance policies that provide tail (also known as an extended reporting endorsement, or “ERE”) benefits in the event of Death, Disability, or Retirement (DDR) at a reduced charge or at no additional cost? ..... Yes [ ] No [ X ]  
If the answer to question 1.1 is “no”, leave the following questions blank. If the answer to question 1.1 is “yes”, please answer the following questions:
- 1.2 What is the total amount of the reserve for that provision (DDR Reserve), as reported, explicitly or not, elsewhere in this statement (in dollars)? .....\$ .....
- 1.3 Does the company report any DDR reserve as Unearned Premium Reserve per SSAP #65? ..... Yes [ ] No [ X ]
- 1.4 Does the company report any DDR reserve as loss or loss adjustment expense reserve? ..... Yes [ ] No [ X ]
- 1.5 If the company reports DDR reserve as Unearned Premium Reserve, does that amount match the figure on the Underwriting and Investment Exhibit, Part 1A - Recapitulation of all Premiums (Page 7) Column 2, Lines 11.1 plus 11.2? ..... Yes [ ] No [ ] N/A [ X ]
- 1.6 If the company reports DDR reserve as loss or loss adjustment expense reserve, please complete the following table corresponding to where these reserves are reported in Schedule P:

Years in Which Premiums Were Earned and Losses Were Incurred		DDR Reserve Included in Schedule P, Part 1F, Medical Professional Liability Column 24: Total Net Losses and Expenses Unpaid	
		1 Section 1: Occurrence	2 Section 2: Claims-Made
1.601	Prior .....		
1.602	2008 .....		
1.603	2009 .....		
1.604	2010 .....		
1.605	2011 .....		
1.606	2012 .....		
1.607	2013 .....		
1.608	2014 .....		
1.609	2015 .....		
1.610	2016 .....		
1.611	2017 .....		
1.612	Totals		

2. The definition of allocated loss adjustment expenses (ALAE) and, therefore, unallocated loss adjustment expenses (ULAE) was changed effective January 1, 1998. This change in definition applies to both paid and unpaid expenses. Are these expenses (now reported as “ Defense and Cost Containment” and “Adjusting and Other” ) reported in compliance with these definitions in this statement? ..... Yes [ X ] No [ ]
3. The Adjusting and Other expense payments and reserves should be allocated to the years in which the losses were incurred based on the number of claims reported, closed and outstanding in those years. When allocating Adjusting and Other expense between companies in a group or a pool, the Adjusting and Other expense should be allocated in the same percentage used for the loss amounts and the claim counts. For reinsurers, Adjusting and Other expense assumed should be reported according to the reinsurance contract. For Adjusting and Other expense incurred by reinsurers, or in those situations where suitable claim count information is not available, Adjusting and Other expense should be allocated by a reasonable method determined by the company and described in Interrogatory 7, below. Are they so reported in this Statement? ..... Yes [ X ] No [ ]
4. Do any lines in Schedule P include reserves that are reported gross of any discount to present value of future payments, and that are reported net of such discounts on Page 10? ..... Yes [ ] No [ X ]

If yes, proper disclosure must be made in the Notes to Financial Statements, as specified in the Instructions. Also, the discounts must be reported in Schedule P - Part 1, Columns 32 and 33. Schedule P must be completed gross of non-tabular discounting. Work papers relating to discount calculations must be available for examination upon request.

Discounting is allowed only if expressly permitted by the state insurance department to which this Annual Statement is being filed.

5. What were the net premiums in force at the end of the year for:  
(in thousands of dollars)

5.1 Fidelity .....  
5.2 Surety .....
6. Claim count information is reported per claim or per claimant (Indicate which). .....per claim.....  
If not the same in all years, explain in Interrogatory 7.
- 7.1 The information provided in Schedule P will be used by many persons to estimate the adequacy of the current loss and expense reserves, among other things. Are there any especially significant events, coverage, retention or accounting changes that have occurred that must be considered when making such analyses? ..... Yes [ X ] No [ ]
- 7.2 (An extended statement may be attached.)

Effective January 1, 2006, Ohio Mutual Insurance Company and its wholly-owned subsidiary, United Ohio Insurance Company entered into a pooling agreement whereby all underwriting results are pooled together and then split out proportionally with 25% going to Ohio Mutual and 75% going to United Ohio. As the pooling agreement was effective for all losses, the loss and LAE reserves, paid losses and paid LAE for the prior years were reallocated on Schedule P to resemble this pooling agreement. Effective January 1, 2011, Ohio Mutual purchased 100% of the shares of Casco Indemnity Company. At that time, Casco was added to the pool with Ohio Mutual and United Ohio. Casco was provided 8% of the pool with United Ohio holding 65% and Ohio Mutual retaining 27% of the pool. For 2011, the history presented on the Schedule P was reallocated once again to resemble this revised pooling agreement. ....

SCHEDULE T - PART 2  
INTERSTATE COMPACT - EXHIBIT OF PREMIUMS WRITTEN

Allocated by States and Territories

States, Etc.		Direct Business Only				
		1	2	3	4	6
		Life (Group and Individual)	Annuities (Group and Individual)	Disability Income (Group and Individual)	Long-Term Care (Group and Individual)	Totals
1.	Alabama .....	AL				
2.	Alaska .....	AK				
3.	Arizona .....	AZ				
4.	Arkansas .....	AR				
5.	California .....	CA				
6.	Colorado .....	CO				
7.	Connecticut .....	CT				
8.	Delaware .....	DE				
9.	District of Columbia .....	DC				
10.	Florida .....	FL				
11.	Georgia .....	GA				
12.	Hawaii .....	HI				
13.	Idaho .....	ID				
14.	Illinois .....	IL				
15.	Indiana .....	IN				
16.	Iowa .....	IA				
17.	Kansas .....	KS				
18.	Kentucky .....	KY				
19.	Louisiana .....	LA				
20.	Maine .....	ME				
21.	Maryland .....	MD				
22.	Massachusetts .....	MA				
23.	Michigan .....	MI				
24.	Minnesota .....	MN				
25.	Mississippi .....	MS				
26.	Missouri .....	MO				
27.	Montana .....	MT				
28.	Nebraska .....	NE				
29.	Nevada .....	NV				
30.	New Hampshire .....	NH				
31.	New Jersey .....	NJ				
32.	New Mexico .....	NM				
33.	New York .....	NY				
34.	North Carolina .....	NC				
35.	North Dakota .....	ND				
36.	Ohio .....	OH				
37.	Oklahoma .....	OK				
38.	Oregon .....	OR				
39.	Pennsylvania .....	PA				
40.	Rhode Island .....	RI				
41.	South Carolina .....	SC				
42.	South Dakota .....	SD				
43.	Tennessee .....	TN				
44.	Texas .....	TX				
45.	Utah .....	UT				
46.	Vermont .....	VT				
47.	Virginia .....	VA				
48.	Washington .....	WA				
49.	West Virginia .....	WV				
50.	Wisconsin .....	WI				
51.	Wyoming .....	WY				
52.	American Samoa .....	AS				
53.	Guam .....	GU				
54.	Puerto Rico .....	PR				
55.	U.S. Virgin Islands .....	VI				
56.	Northern Mariana Islands .....	MP				
57.	Canada .....	CAN				
58.	Aggregate Other Alien .....	OT				
59.	Total					

NONE

## ANNUAL STATEMENT FOR THE YEAR 2017 OF THE United Ohio Insurance Company

## SCHEDULE Y

## PART 1A - DETAIL OF INSURANCE HOLDING COMPANY SYSTEM

[illegible]

Asterisk	Explanation



## ANNUAL STATEMENT FOR THE YEAR 2017 OF THE United Ohio Insurance Company

## SCHEDULE Y

## PART 2 - SUMMARY OF INSURER'S TRANSACTIONS WITH ANY AFFILIATES

[illegible]

ANNUAL STATEMENT FOR THE YEAR 2017 OF THE United Ohio Insurance Company

SUPPLEMENTAL EXHIBITS AND SCHEDULES INTERROGATORIES

The following supplemental reports are required to be filed as part of your statement filing unless specifically waived by the domiciliary state. However, in the event that your domiciliary state waives the filing requirement, your response of **WAIVED** to the specific interrogatory will be accepted in lieu of filing a "NONE" report and a bar code will be printed below. If the supplement is required of your company but is not being filed for whatever reason enter **SEE EXPLANATION** and provide an explanation following the interrogatory questions.

		Responses
MARCH FILING		
1.	Will an actuarial opinion be filed by March 1? .....	YES
2.	Will the Supplemental Compensation Exhibit be filed with the state of domicile by March 1? .....	YES
3.	Will the confidential Risk-based Capital Report be filed with the NAIC by March 1?.....	YES
4.	Will the confidential Risk-based Capital Report be filed with the state of domicile, if required by March 1?.....	YES
APRIL FILING		
5.	Will the Insurance Expense Exhibit be filed with the state of domicile and the NAIC by April 1? .....	YES
6.	Will Management's Discussion and Analysis be filed by April 1? .....	YES
7.	Will the Supplemental Investment Risk Interrogatories be filed by April 1? .....	YES
MAY FILING		
8.	Will this company be included in a combined annual statement which is filed with the NAIC by May 1? .....	YES
JUNE FILING		
9.	Will an audited financial report be filed by June 1? .....	YES
10.	Will Accountant's Letter of Qualifications be filed with the state of domicile and electronically with the NAIC by June 1? .....	YES
AUGUST FILING		
11.	Will the regulator-only (non-public) Communication of Internal Control Related Matters Noted in Audit be filed with the state of domicile and electronically with the NAIC (as a regulator-only non-public document) by August 1? .....	YES

The following supplemental reports are required to be filed as part of your annual statement filing. However, in the event that your company does not transact the type of business for which the special report must be filed, your response of **NO** to the specific interrogatory will be accepted in lieu of filing a "NONE" report and a bar code will be printed below. If the supplemental is required of your company but is not being filed for whatever reason enter **SEE EXPLANATION** and provide an explanation following the interrogatory questions.









MARCH FILING		
12.	Will Schedule SIS (Stockholder Information Supplement) be filed with the state of domicile by March 1? .....	NO
13.	Will the Financial Guaranty Insurance Exhibit be filed by March 1?.....	NO
14.	Will the Medicare Supplement Insurance Experience Exhibit be filed with the state of domicile and the NAIC by March 1?.....	NO
15.	Will Supplement A to Schedule T (Medical Professional Liability Supplement) be filed by March 1? .....	NO
16.	Will the Trusteed Surplus Statement be filed with the state of domicile and the NAIC by March 1? .....	NO
17.	Will the Premiums Attributed to Protected Cells Exhibit be filed by March 1? .....	NO
18.	Will the Reinsurance Summary Supplemental Filing for General Interrogatory 9 be filed with the state of domicile and the NAIC by March 1? .....	YES
19.	Will the Medicare Part D Coverage Supplement be filed with the state of domicile and the NAIC by March 1?.....	NO
20.	Will the confidential Actuarial Opinion Summary be filed with the state of domicile, if required, by March 15 (or the date otherwise specified)?.....	YES
21.	Will the Reinsurance Attestation Supplement be filed with the state of domicile and the NAIC by March 1? .....	YES
22.	Will the Exceptions to the Reinsurance Attestation Supplement be filed with the state of domicile by March 1? .....	NO
23.	Will the Bail Bond Supplement be filed with the state of domicile and the NAIC by March 1? .....	NO
24.	Will the Director and Officer Insurance Coverage Supplement be filed with the state of domicile and the NAIC by March 1? .....	YES
25.	Will an approval from the reporting entity's state of domicile for relief related to the five-year rotation requirement for lead audit partner be filed electronically with the NAIC by March 1? .....	NO
26.	Will an approval from the reporting entity's state of domicile for relief related to the one-year cooling off period for independent CPA be filed electronically with the NAIC by March 1? .....	NO
27.	Will an approval from the reporting entity's state of domicile for relief related to the Requirements for Audit Committees be filed electronically with the NAIC by March 1?.....	NO
28.	Will the Supplemental Schedule for Reinsurance Counterparty Reporting Exception - Asbestos and Pollution Contracts be filed with the state of domicile and the NAIC by March 1?.....	NO
APRIL FILING		
29.	Will the Credit Insurance Experience Exhibit be filed with the state of domicile and the NAIC by April 1? .....	NO
30.	Will the Long-term Care Experience Reporting Forms be filed with the state of domicile and the NAIC by April 1? .....	NO
31.	Will the Accident and Health Policy Experience Exhibit be filed by April 1? .....	YES
32.	Will the Supplemental Health Care Exhibit (Parts 1, 2 and 3) be filed with the state of domicile and the NAIC by April 1? .....	NO
33.	Will the regulator only (non-public) Supplemental Health Care Exhibit's Expense Allocation Report be filed with the state of domicile and the NAIC by April 1? .....	NO
34.	Will the Cybersecurity and Identity Theft Insurance Coverage Supplement be filed with the state of domicile and the NAIC by April 1? .....	YES
AUGUST FILING		
35.	Will Management's Report of Internal Control Over Financial Reporting be filed with the state of domicile by August 1? .....	NO

Explanations:	
12.	
13.	
14.	
15.	
16.	
17.	
19.	
22.	
23.	
25.	
26.	
27.	
28.	
29.	
30.	
32.	
33.	
35.	

Bar Codes:	
12. SIS Stockholder Information Supplement [Document Identifier 420]	
13. Financial Guaranty Insurance Exhibit [Document Identifier 240]	
14. Medicare Supplement Insurance Experience Exhibit [Document Identifier 360]	
15. Supplement A to Schedule T [Document Identifier 455]	
16. Trusteed Surplus Statement [Document Identifier 490]	
17. Premiums Attributed to Protected Cells Exhibit [Document Identifier 385]	
19. Medicare Part D Coverage Supplement [Document Identifier 365]	
22. Exceptions to the Reinsurance Attestation Supplement [Document Identifier 400]	
23. Bail Bond Supplement [Document Identifier 500]	
25. Relief from the five-year rotation requirement for lead audit partner [Document Identifier 224]	

ANNUAL STATEMENT FOR THE YEAR 2017 OF THE United Ohio Insurance Company

SUPPLEMENTAL EXHIBITS AND SCHEDULES INTERROGATORIES

26.	Relief from the one-year cooling off period for independent CPA [Document Identifier 225]	 1 3 0 7 2 2 0 1 7 2 2 5 0 0 0 0 0 0
27.	Relief from the Requirements for Audit Committees [Document Identifier 226]	 1 3 0 7 2 2 0 1 7 2 2 6 0 0 0 0 0 0
28.	Reinsurance Counterparty Reporting Exception – Asbestos and Pollution Contracts [Document Identifier 555]	 1 3 0 7 2 2 0 1 7 5 5 5 0 0 0 0 0 0
29.	Credit Insurance Experience Exhibit [Document Identifier 230]	 1 3 0 7 2 2 0 1 7 2 3 0 0 0 0 0 0 0
30.	Long-Term Care Experience Reporting Forms [Document Identifier 306]	 1 3 0 7 2 2 0 1 7 3 0 6 0 0 0 0 0 0
32.	Supplemental Health Care Exhibit (Parts 1, 2 and 3) [Document Identifier 216]	 1 3 0 7 2 2 0 1 7 2 1 6 0 0 0 0 0 0
33.	Supplemental Health Care Exhibit's Expense Allocation Report [Document Identifier 217]	 1 3 0 7 2 2 0 1 7 2 1 7 0 0 0 0 0 0
35.	Management's Report of Internal Control Over Financial Reporting [Document Identifier 223]	 1 3 0 7 2 2 0 1 7 2 2 3 0 0 0 0 0 0

**OVERFLOW PAGE FOR WRITE-INS**

**NONE**



For The Year Ended December 31, 2017  
To Be Filed by March 1  
(A) Financial Impact

(A) Financial Impact		1	2	3
		As Reported	Interrogatory 9 Reinsurance Effect	Restated Without Interrogatory 9 Reinsurance
A01.	Assets .....	340,519,017		340,519,017
A02.	Liabilities .....	168,121,545		168,121,545
A03.	Surplus as regards to policyholders .....	172,397,472		172,397,472
A04.	Income before taxes	17,895,789		17,895,789

[illegible]



SUPPLEMENT FOR THE YEAR 2017 OF THE United Ohio Insurance Company

DIRECTOR AND OFFICER INSURANCE COVERAGE SUPPLEMENT

For The Year Ended December 31, 2017  
(To Be Filed by March 1)

NAIC Group Code0963NAIC Company Code13072

Company NameUnited Ohio Insurance Company

If the reporting entity writes any director and officer (D&O) business, please provide the following:

1. Monoline Policies

Direct Premiums		Direct Losses		Direct Defense and Cost Containment		Percentage of In Force Policies	
1 Written	2 Earned	3 Paid	4 Incurred	5 Paid	6 Incurred	7 Claims Made	8 Occurrence
\$	\$	\$	\$	\$	\$	%	%

2. Commercial Multiple Peril (CMP) Packaged Policies

2.1 Does the reporting entity provide D&O liability coverage as part of a CMP packaged policy? Yes [ ] No [ ]

2.2 Can the direct premium earned for D&O liability coverage provided as part of a CMP packaged policy be quantified or estimated? Yes [ ] No [ ]

2.3 If the answer to question 2.2 is yes, provide the quantified or estimated direct premium earned amount for D&O liability coverage in CMP packaged policies

2.31 Amount quantified:\$

2.32 Amount estimated using reasonable assumptions:\$

2.4 If the answer to question 2.1 is yes, please provide the following:

Direct Losses		Direct Defense and Cost Containment		Percentage of In Force Policies	
1 Paid	2 Paid + Change in Case Reserves	3 Paid	4 Paid + Change in Case Reserves	5 Claims Made	6 Occurrence
\$	\$	\$	\$	%	%

ALPHABETICAL INDEX

ANNUAL STATEMENT BLANK

Assets .....	2
Cash Flow .....	5
Exhibit of Capital Gains (Losses) .....	12
Exhibit of Net Investment Income .....	12
Exhibit of Nonadmitted Assets .....	13
Exhibit of Premiums and Losses (State Page) .....	19
Five-Year Historical Data .....	17
General Interrogatories .....	15
Jurat Page .....	1
Liabilities, Surplus and Other Funds .....	3
Notes To Financial Statements .....	14
Overflow Page For Write-ins .....	100
Schedule A - Part 1 .....	E01
Schedule A - Part 2 .....	E02
Schedule A - Part 3 .....	E03
Schedule A - Verification Between Years .....	SI02
Schedule B - Part 1 .....	E04
Schedule B - Part 2 .....	E05
Schedule B - Part 3 .....	E06
Schedule B - Verification Between Years .....	SI02
Schedule BA - Part 1 .....	E07
Schedule BA - Part 2 .....	E08
Schedule BA - Part 3 .....	E09
Schedule BA - Verification Between Years .....	SI03
Schedule D - Part 1 .....	E10
Schedule D - Part 1A - Section 1 .....	SI05
Schedule D - Part 1A - Section 2 .....	SI08
Schedule D - Part 2 - Section 1 .....	E11
Schedule D - Part 2 - Section 2 .....	E12
Schedule D - Part 3 .....	E13
Schedule D - Part 4 .....	E14
Schedule D - Part 5 .....	E15
Schedule D - Part 6 - Section 1 .....	E16
Schedule D - Part 6 - Section 2 .....	E16
Schedule D - Summary By Country .....	SI04
Schedule D - Verification Between Years .....	SI03
Schedule DA - Part 1 .....	E17
Schedule DA - Verification Between Years .....	SI10
Schedule DB - Part A - Section 1 .....	E18
Schedule DB - Part A - Section 2 .....	E19
Schedule DB - Part A - Verification Between Years .....	SI11
Schedule DB - Part B - Section 1 .....	E20
Schedule DB - Part B - Section 2 .....	E21
Schedule DB - Part B - Verification Between Years .....	SI11
Schedule DB - Part C - Section 1 .....	SI12
Schedule DB - Part C - Section 2 .....	SI13
Schedule DB - Part D - Section 1 .....	E22
Schedule DB - Part D - Section 2 .....	E23
Schedule DB - Verification .....	SI14
Schedule DL - Part 1 .....	E24
Schedule DL - Part 2 .....	E25
Schedule E - Part 1 - Cash .....	E26
Schedule E - Part 2 - Cash Equivalents .....	E27
Schedule E - Part 3 - Special Deposits .....	E28
Schedule E - Verification Between Years .....	SI15
Schedule F - Part 1 .....	20
Schedule F - Part 2 .....	21
Schedule F - Part 3 .....	22
Schedule F - Part 4 .....	23
Schedule F - Part 5 .....	24
Schedule F - Part 6 - Section 1 .....	25
Schedule F - Part 6 - Section 2 .....	26
Schedule F - Part 7 .....	27
Schedule F - Part 8 .....	28
Schedule F - Part 9 .....	29

**ANNUAL STATEMENT BLANK (Continued)**

Schedule H - Accident and Health Exhibit - Part 1 .....	30
Schedule H - Part 2, Part 3 and 4 .....	31
Schedule H - Part 5 - Health Claims .....	32
Schedule P - Part 1 - Summary .....	33
Schedule P - Part 1A - Homeowners/Farmowners .....	35
Schedule P - Part 1B - Private Passenger Auto Liability/Medical .....	36
Schedule P - Part 1C - Commercial Auto/Truck Liability/Medical .....	37
Schedule P - Part 1D - Workers' Compensation (Excluding Excess Workers' Compensation) .....	38
Schedule P - Part 1E - Commercial Multiple Peril .....	39
Schedule P - Part 1F - Section 1 - Medical Professional Liability - Occurrence .....	40
Schedule P - Part 1F - Section 2 - Medical Professional Liability - Claims-Made .....	41
Schedule P - Part 1G - Special Liability (Ocean, Marine, Aircraft (All Perils), Boiler and Machinery) .....	42
Schedule P - Part 1H - Section 1 - Other Liability - Occurrence .....	43
Schedule P - Part 1H - Section 2 - Other Liability - Claims-Made .....	44
Schedule P - Part 1I - Special Property (Fire, Allied Lines, Inland Marine, Earthquake, Burglary & Theft) .....	45
Schedule P - Part 1J - Auto Physical Damage .....	46
Schedule P - Part 1K - Fidelity/Surety .....	47
Schedule P - Part 1L - Other (Including Credit, Accident and Health) .....	48
Schedule P - Part 1M - International .....	49
Schedule P - Part 1N - Reinsurance - Nonproportional Assumed Property .....	50
Schedule P - Part 1O - Reinsurance - Nonproportional Assumed Liability .....	51
Schedule P - Part 1P - Reinsurance - Nonproportional Assumed Financial Lines .....	52
Schedule P - Part 1R - Section 1 - Products Liability - Occurrence .....	53
Schedule P - Part 1R - Section 2 - Products Liability - Claims-Made .....	54
Schedule P - Part 1S - Financial Guaranty/Mortgage Guaranty .....	55
Schedule P - Part 1T - Warranty .....	56
Schedule P - Part 2, Part 3 and Part 4 - Summary .....	34
Schedule P - Part 2A - Homeowners/Farmowners .....	57
Schedule P - Part 2B - Private Passenger Auto Liability/Medical .....	57
Schedule P - Part 2C - Commercial Auto/Truck Liability/Medical .....	57
Schedule P - Part 2D - Workers' Compensation (Excluding Excess Workers' Compensation) .....	57
Schedule P - Part 2E - Commercial Multiple Peril .....	57
Schedule P - Part 2F - Section 1 - Medical Professional Liability - Occurrence .....	58
Schedule P - Part 2F - Section 2 - Medical Professional Liability - Claims-Made .....	58
Schedule P - Part 2G - Special Liability (Ocean Marine, Aircraft (All Perils), Boiler and Machinery) .....	58
Schedule P - Part 2H - Section 1 - Other Liability - Occurrence .....	58
Schedule P - Part 2H - Section 2 - Other Liability - Claims-Made .....	58
Schedule P - Part 2I - Special Property (Fire, Allied Lines, Inland Marine, Earthquake, Burglary, and Theft) .....	59
Schedule P - Part 2J - Auto Physical Damage .....	59
Schedule P - Part 2K - Fidelity, Surety .....	59
Schedule P - Part 2L - Other (Including Credit, Accident and Health) .....	59
Schedule P - Part 2M - International .....	59
Schedule P - Part 2N - Reinsurance - Nonproportional Assumed Property .....	60
Schedule P - Part 2O - Reinsurance - Nonproportional Assumed Liability .....	60
Schedule P - Part 2P - Reinsurance - Nonproportional Assumed Financial Lines .....	60
Schedule P - Part 2R - Section 1 - Products Liability - Occurrence .....	61
Schedule P - Part 2R - Section 2 - Products Liability - Claims-Made .....	61
Schedule P - Part 2S - Financial Guaranty/Mortgage Guaranty .....	61
Schedule P - Part 2T - Warranty .....	61
Schedule P - Part 3A - Homeowners/Farmowners .....	62
Schedule P - Part 3B - Private Passenger Auto Liability/Medical .....	62
Schedule P - Part 3C - Commercial Auto/Truck Liability/Medical .....	62
Schedule P - Part 3D - Workers' Compensation (Excluding Excess Workers' Compensation) .....	62
Schedule P - Part 3E - Commercial Multiple Peril .....	62
Schedule P - Part 3F - Section 1 - Medical Professional Liability - Occurrence .....	63
Schedule P - Part 3F - Section 2 - Medical Professional Liability - Claims-Made .....	63
Schedule P - Part 3G - Special Liability (Ocean Marine, Aircraft (All Perils), Boiler and Machinery) .....	63
Schedule P - Part 3H - Section 1 - Other Liability - Occurrence .....	63
Schedule P - Part 3H - Section 2 - Other Liability - Claims-Made .....	63
Schedule P - Part 3I - Special Property (Fire, Allied Lines, Inland Marine, Earthquake, Burglary, and Theft) .....	64
Schedule P - Part 3J - Auto Physical Damage .....	64
Schedule P - Part 3K - Fidelity/Surety .....	64
Schedule P - Part 3L - Other (Including Credit, Accident and Health) .....	64
Schedule P - Part 3M - International .....	64
Schedule P - Part 3N - Reinsurance - Nonproportional Assumed Property .....	65
Schedule P - Part 3O - Reinsurance - Nonproportional Assumed Liability .....	65
Schedule P - Part 3P - Reinsurance - Nonproportional Assumed Financial Lines .....	65
Schedule P - Part 3R - Section 1 - Products Liability - Occurrence .....	66
Schedule P - Part 3R - Section 2 - Products Liability - Claims-Made .....	66
Schedule P - Part 3S - Financial Guaranty/Mortgage Guaranty .....	66
Schedule P - Part 3T - Warranty .....	66



**ANNUAL STATEMENT BLANK (Continued)**

Schedule P - Part 4A - Homeowners/Farmowners .....	67
Schedule P - Part 4B - Private Passenger Auto Liability/Medical .....	67
Schedule P - Part 4C - Commercial Auto/Truck Liability/Medical .....	67
Schedule P - Part 4D - Workers' Compensation (Excluding Excess Workers' Compensation) .....	67
Schedule P - Part 4E - Commercial Multiple Peril .....	67
Schedule P - Part 4F - Section 1 - Medical Professional Liability - Occurrence .....	68
Schedule P - Part 4F - Section 2 - Medical Professional Liability - Claims-Made .....	68
Schedule P - Part 4G - Special Liability (Ocean Marine, Aircraft (All Perils), Boiler and Machinery) .....	68
Schedule P - Part 4H - Section 1 - Other Liability - Occurrence .....	68
Schedule P - Part 4H - Section 2 - Other Liability - Claims-Made .....	68
Schedule P - Part 4I - Special Property (Fire, Allied Lines, Inland Marine, Earthquake, Burglary and Theft) .....	69
Schedule P - Part 4J - Auto Physical Damage .....	69
Schedule P - Part 4K - Fidelity/Surety .....	69
Schedule P - Part 4L - Other (Including Credit, Accident and Health) .....	69
Schedule P - Part 4M - International .....	69
Schedule P - Part 4N - Reinsurance - Nonproportional Assumed Property .....	70
Schedule P - Part 4O - Reinsurance - Nonproportional Assumed Liability .....	70
Schedule P - Part 4P - Reinsurance - Nonproportional Assumed Financial Lines .....	70
Schedule P - Part 4R - Section 1 - Products Liability - Occurrence .....	71
Schedule P - Part 4R - Section 2 - Products Liability - Claims-Made .....	71
Schedule P - Part 4S - Financial Guaranty/Mortgage Guaranty .....	71
Schedule P - Part 4T - Warranty .....	71
Schedule P - Part 5A - Homeowners/Farmowners .....	72
Schedule P - Part 5B - Private Passenger Auto Liability/Medical .....	73
Schedule P - Part 5C - Commercial Auto/Truck Liability/Medical .....	74
Schedule P - Part 5D - Workers' Compensation (Excluding Excess Workers' Compensation) .....	75
Schedule P - Part 5E - Commercial Multiple Peril .....	76
Schedule P - Part 5F - Medical Professional Liability - Claims-Made .....	78
Schedule P - Part 5F - Medical Professional Liability - Occurrence .....	77
Schedule P - Part 5H - Other Liability - Claims-Made .....	80
Schedule P - Part 5H - Other Liability - Occurrence .....	79
Schedule P - Part 5R - Products Liability - Claims-Made .....	82
Schedule P - Part 5R - Products Liability - Occurrence .....	81
Schedule P - Part 5T - Warranty .....	83
Schedule P - Part 6C - Commercial Auto/Truck Liability/Medical .....	84
Schedule P - Part 6D - Workers' Compensation (Excluding Excess Workers' Compensation) .....	84
Schedule P - Part 6E - Commercial Multiple Peril .....	85
Schedule P - Part 6H - Other Liability - Claims-Made .....	86
Schedule P - Part 6H - Other Liability - Occurrence .....	85
Schedule P - Part 6M - International .....	86
Schedule P - Part 6N - Reinsurance - Nonproportional Assumed Property .....	87
Schedule P - Part 6O - Reinsurance - Nonproportional Assumed Liability .....	87
Schedule P - Part 6R - Products Liability - Claims-Made .....	88
Schedule P - Part 6R - Products Liability - Occurrence .....	88
Schedule P - Part 7A - Primary Loss Sensitive Contracts .....	89
Schedule P - Part 7B - Reinsurance Loss Sensitive Contracts .....	91
Schedule P Interrogatories .....	93
Schedule T - Exhibit of Premiums Written .....	94
Schedule T - Part 2 - Interstate Compact .....	95
Schedule Y - Information Concerning Activities of Insurer Members of a Holding Company Group .....	96
Schedule Y - Part 1A - Detail of Insurance Holding Company System .....	97
Schedule Y - Part 2 - Summary of Insurer's Transactions With Any Affiliates .....	98
Statement of Income .....	4
Summary Investment Schedule .....	SI01
Supplemental Exhibits and Schedules Interrogatories .....	99
Underwriting and Investment Exhibit Part 1 .....	6
Underwriting and Investment Exhibit Part 1A .....	7
Underwriting and Investment Exhibit Part 1B .....	8
Underwriting and Investment Exhibit Part 2 .....	9
Underwriting and Investment Exhibit Part 2A .....	10
Underwriting and Investment Exhibit Part 3 .....	11