



HEALTH ANNUAL STATEMENT  
FOR THE YEAR ENDED DECEMBER 31, 2017  
OF THE CONDITION AND AFFAIRS OF THE  
UnitedHealthcare Community Plan of Ohio, Inc.

NAIC Group Code07070707NAIC Company Code12323Employer's ID Number56-2451429

(Current)(Prior)

Organized under the Laws ofOhio, State of Domicile or Port of EntryOH

Country of DomicileUnited States of America

Licensed as business type:Health Maintenance Organization

Is HMO Federally Qualified? Yes [ ] No [ X ]

Incorporated/Organized03/29/2004Commenced Business10/01/2005

Statutory Home Office9200 Worthington RoadWesterville , OH, US 43082

(Street and Number)(City or Town, State, Country and Zip Code)

Main Administrative Office9800 Health Care Lane

(Street and Number)

Minnetonka , MN, US 55343952-931-4014

(City or Town, State, Country and Zip Code)(Area Code) (Telephone Number)

Mail Address9800 Health Care LaneMinnetonka , MN, US 55343

(Street and Number or P.O. Box)(City or Town, State, Country and Zip Code)

Primary Location of Books and Records9800 Health Care Lane

(Street and Number)

Minnetonka , MN, US 55343952-931-4014

(City or Town, State, Country and Zip Code)(Area Code) (Telephone Number)

Internet Website Addresswww.uhccommunityplan.com

Statutory Statement ContactRachel Ivelisse Ramos952-406-4923

(Name)(Area Code) (Telephone Number)

rachel\_ramos@uhc.com952-931-4651

(E-mail Address)(FAX Number)

OFFICERS

President, Chief Executive OfficerTracy Lynn DavidsonTreasurerRobert Worth Oberrender

SecretaryChristina Regina Palme-KrizakChief Financial OfficerDale Ray Moore

OTHER

Nyle Brent Cottingham, Vice PresidentHeather Anastasia Lang Jacobsen, Assistant Secretary

DIRECTORS OR TRUSTEES

Richard Gordon DunlopJoseph Gilbert GaudioYasmine Herminia Winkler

State ofCounty ofState ofCounty ofState ofCounty of

The officers of this reporting entity being duly sworn, each depose and say that they are the described officers of said reporting entity, and that on the reporting period stated above, all of the herein described assets were the absolute property of the said reporting entity, free and clear from any liens or claims thereon, except as herein stated, and that this statement, together with related exhibits, schedules and explanations therein contained, annexed or referred to, is a full and true statement of all the assets and liabilities and of the condition and affairs of the said reporting entity as of the reporting period stated above, and of its income and deductions therefrom for the period ended, and have been completed in accordance with the NAIC Annual Statement Instructions and Accounting Practices and Procedures manual except to the extent that: (1) state law may differ; or, (2) that state rules or regulations require differences in reporting not related to accounting practices and procedures, according to the best of their information, knowledge and belief, respectively. Furthermore, the scope of this attestation by the described officers also includes the related corresponding electronic filing with the NAIC, when required, that is an exact copy (except for formatting differences due to electronic filing) of the enclosed statement. The electronic filing may be requested by various regulators in lieu of or in addition to the enclosed statement.

Tracy Lynn DavidsonPresident, Chief Executive Officer

Christina Regina Palme-KrizakSecretary

Dale Ray MooreChief Financial Officer

Subscribed and sworn to before me this day of

Subscribed and sworn to before me this day of

Subscribed and sworn to before me this day of

- a. Is this an original filing?..... Yes [ X ] No [ ]
- b. If no,
1. State the amendment number.....
2. Date filed.....
3. Number of pages attached.....

ANNUAL STATEMENT FOR THE YEAR 2017 OF THE UnitedHealthcare Community Plan of Ohio, Inc.

**EXHIBIT 2 - ACCIDENT AND HEALTH PREMIUMS DUE AND UNPAID**

[illegible]

EXHIBIT 3 - HEALTH CARE RECEIVABLES

1 Name of Debtor	2 1 - 30 Days	3 31 - 60 Days	4 61 - 90 Days	5 Over 90 Days	6 Nonadmitted	7 Admitted
OptumRx, Inc. ....	15,951,128	1,331,100	843,967	2,389,194	2,388,401	18,126,988
0199998. Aggregate Pharmaceutical Rebate Receivables Not Individually Listed	0	0	0	0	0	0
0199999. Total Pharmaceutical Rebate Receivables	15,951,128	1,331,100	843,967	2,389,194	2,388,401	18,126,988
0299998. Aggregate Claim Overpayment Receivables Not Individually Listed	1,858,537	352,357	232,046	1,704,911	3,909,148	238,703
0299999. Total Claim Overpayment Receivables	1,858,537	352,357	232,046	1,704,911	3,909,148	238,703
0399998. Aggregate Loans and Advances to Providers Not Individually Listed	0	0	0	0	0	0
0399999. Total Loans and Advances to Providers	0	0	0	0	0	0
0499998. Aggregate Capitation Arrangement Receivables Not Individually Listed	0	0	0	0	0	0
0499999. Total Capitation Arrangement Receivables	0	0	0	0	0	0
0599998. Aggregate Risk Sharing Receivables Not Individually Listed	0	0	0	0	0	0
0599999. Total Risk Sharing Receivables	0	0	0	0	0	0
Ohio Department of Jobs and Family Services - Partners for Kids Program .....	3,684,032	0	0	0	0	3,684,032
0699998. Aggregate Other Receivables Not Individually Listed	0	0	0	0	0	0
0699999. Total Other Receivables	3,684,032	0	0	0	0	3,684,032
.....						
.....						
.....						
.....						
.....						
.....						
.....						
0799999 Gross health care receivables	21,493,697	1,683,457	1,076,013	4,094,105	6,297,549	22,049,723

EXHIBIT 3A - ANALYSIS OF HEALTH CARE RECEIVABLES COLLECTED AND ACCRUED

Type of Health Care Receivable	Health Care Receivables Collected During the Year		Health Care Receivables Accrued as of December 31 of Current Year		5	6
	1 On Amounts Accrued Prior to January 1 of Current Year	2 On Amounts Accrued During the Year	3 On Amounts Accrued December 31 of Prior Year	4 On Amounts Accrued During the Year	Health Care Receivables in Prior Years (Columns 1 + 3)	Estimated Health Care Receivables Accrued as of December 31 of Prior Year
1. Pharmaceutical rebate receivables .....	14,746,128	24,310,294	74,324	20,441,065	14,820,452	15,283,459
2. Claim overpayment receivables .....	833,623	70,424,242	2,737,304	1,410,547	3,570,927	2,462,440
3. Loans and advances to providers .....	0	0	0	0	0	0
4. Capitation arrangement receivables .....	0	0	0	0	0	0
5. Risk sharing receivables .....	0	0	0	0	0	0
6. Other health care receivables.....	3,058,549	40,399,907	0	3,684,032	3,058,549	3,908,985
7. Totals (Lines 1 through 6)	18,638,300	135,134,443	2,811,628	25,535,644	21,449,928	21,654,884

Note that the accrued amounts in Columns 3, 4, and 6 are the total health care receivables, not just the admitted portion.

**EXHIBIT 4 - CLAIMS UNPAID AND INCENTIVE POOL, WITHHOLD AND BONUS (Reported and Unreported)**

21

## ANNUAL STATEMENT FOR THE YEAR 2017 OF THE UnitedHealthcare Community Plan of Ohio, Inc.

[illegible]

## EXHIBIT 6 - AMOUNTS DUE TO PARENT, SUBSIDIARIES AND AFFILIATES

23

ANNUAL STATEMENT FOR THE YEAR 2017 OF THE UnitedHealthcare Community Plan of Ohio, Inc.

EXHIBIT 7 PART 1- SUMMARY OF TRANSACTIONS WITH PROVIDERS

	1	2	3	4	5	6
Payment Method	Direct Medical Expense Payment	Column 1 as a % of Total Payments	Total Members Covered	Column 3 as a % of Total Members	Column 1 Expenses Paid to Affiliated Providers	Column 1 Expenses Paid to Non-Affiliated Providers
Capitation Payments:						
1. Medical groups .....	36,061,355	2.0	312,886	100.0	0	36,061,355
2. Intermediaries .....	130,686,602	7.2	312,886	100.0	116,814,999	13,871,603
3. All other providers .....	0	0.0	312,886	100.0	0	0
4. Total capitation payments .....	166,747,957	9.2	312,886	100.0	116,814,999	49,932,958
Other Payments:						
5. Fee-for-service .....	365,842,038	20.2	XXX	XXX	0	365,842,038
6. Contractual fee payments .....	1,279,850,007	70.6	XXX	XXX	773,631	1,279,076,376
7. Bonus/withhold arrangements - fee-for-service .....	0	0.0	XXX	XXX	0	0
8. Bonus/withhold arrangements - contractual fee payments .....	632,698	0.0	XXX	XXX	0	632,698
9. Non-contingent salaries .....	0	0.0	XXX	XXX	0	0
10. Aggregate cost arrangements .....	0	0.0	XXX	XXX	0	0
11. All other payments .....	0	0.0	XXX	XXX	0	0
12. Total other payments .....	1,646,324,743	90.8	XXX	XXX	773,631	1,645,551,112
13. TOTAL (Line 4 plus Line 12)	1,813,072,700	100%	XXX	XXX	117,588,630	1,695,484,070

EXHIBIT 7 - PART 2 - SUMMARY OF TRANSACTIONS WITH INTERMEDIARIES

1	2	3	4	5	6
NAIC Code	Name of Intermediary	Capitation Paid	Average Monthly Capitation	Intermediary's Total Adjusted Capital	Intermediary's Authorized Control Level RBC
	LifePrint Health, Inc. ....	63,758,572	5,313,214	0	0
	United Behavioral Health, Inc. ....	53,056,428	4,421,369	0	0
	Medical Transportation Management, Inc. ....	9,919,202	826,600	0	0
	March Vision, Inc. ....	2,784,202	232,017	0	0
	Edgepark Medical Supplies, Inc. ....	1,168,198	97,350	0	0
9999999 Totals		130,686,602	XXX	XXX	XXX

EXHIBIT 8 - FURNITURE, EQUIPMENT AND SUPPLIES OWNED

		1	2	3	4	5	6
Description		Cost	Improvements	Accumulated Depreciation	Book Value Less Encumbrances	Assets Not Admitted	Net Admitted Assets
1.	Administrative furniture and equipment .....	NONE					
2.	Medical furniture, equipment and fixtures .....						
3.	Pharmaceuticals and surgical supplies .....						
4.	Durable medical equipment .....						
5.	Other property and equipment .....						
6.	Total						



ANNUAL STATEMENT FOR THE YEAR 2017 OF THE UnitedHealthcare Community Plan of Ohio, Inc.

EXHIBIT OF PREMIUMS, ENROLLMENT AND UTILIZATION (a)

REPORT FOR: 1. CORPORATION UnitedHealthcare Community Plan of Ohio, Inc. 2. Westerville, OH

NAIC Group Code		BUSINESS IN THE STATE OF		DURING THE YEAR							(LOCATION)	
0707		Ohio		2017							NAIC Company Code	
		1	Comprehensive (Hospital & Medical)		4	5	6	7	8	9	12323	
			2	3								
		Total	Individual	Group	Medicare Supplement	Vision Only	Dental Only	Federal Employees Health Benefit Plan	Title XVIII Medicare	Title XIX Medicaid	Other	
Total Members at end of:												
1.	Prior Year .....	293,677	0	0	0	0	0	0	0	293,677	0	
2.	First Quarter .....	300,240	0	0	0	0	0	0	0	300,240	0	
3.	Second Quarter .....	307,146	0	0	0	0	0	0	0	307,146	0	
4.	Third Quarter .....	315,890	0	0	0	0	0	0	0	315,890	0	
5.	Current Year	312,886	0	0	0	0	0	0	0	312,886	0	
6.	Current Year Member Months	3,703,252	0	0	0	0	0	0	0	3,703,252	0	
Total Member Ambulatory Encounters for Year:												
7.	Physician .....	3,066,341	0	0	0	0	0	0	0	3,066,341	0	
8.	Non-Physician .....	2,299,594	0	0	0	0	0	0	0	2,299,594	0	
9.	Total	5,365,935	0	0	0	0	0	0	0	5,365,935	0	
10.	Hospital Patient Days Incurred	1,880,086	0	0	0	0	0	0	0	1,880,086	0	
11.	Number of Inpatient Admissions	99,293	0	0	0	0	0	0	0	99,293	0	
12.	Health Premiums Written (b) .....	2,242,681,163	0	0	0	0	0	0	0	2,242,681,163	0	
13.	Life Premiums Direct	0	0	0	0	0	0	0	0	0	0	
14.	Property/Casualty Premiums Written .....	0	0	0	0	0	0	0	0	0	0	
15.	Health Premiums Earned .....	2,245,472,329	0	0	0	0	0	0	0	2,245,472,329	0	
16.	Property/Casualty Premiums Earned	0	0	0	0	0	0	0	0	0	0	
17.	Amount Paid for Provision of Health Care Services .....	1,813,072,700	0	0	0	0	0	0	0	1,813,072,700	0	
18.	Amount Incurred for Provision of Health Care Services	1,817,596,333	0	0	0	0	0	0	0	1,817,596,333	0	

(a) For health business: number of persons insured under PPO managed care products .....0 and number of persons insured under indemnity only products .....0 .  
(b) For health premiums written: amount of Medicare Title XVIII exempt from state taxes or fees \$ .....288,419,426



ANNUAL STATEMENT FOR THE YEAR 2017 OF THE UnitedHealthcare Community Plan of Ohio, Inc.

EXHIBIT OF PREMIUMS, ENROLLMENT AND UTILIZATION (a)

REPORT FOR: 1. CORPORATION

UnitedHealthcare Community Plan of Ohio, Inc.

2. Westerville, OH

NAIC Group Code		BUSINESS IN THE STATE OF		Grand Total		DURING THE YEAR		(LOCATION)		2017		NAIC Company Code		12323	
0707		1		Comprehensive (Hospital & Medical)		4		5		6		7		8	
		2		3		Medicare Supplement		Vision Only		Dental Only		Federal Employees Health Benefit Plan		Title XVIII Medicare	
		Individual		Group										Title XIX Medicaid	
		Total												Other	
Total Members at end of:															
1. Prior Year .....		293,677		0		0		0		0		0		293,677	
2. First Quarter .....		300,240		0		0		0		0		0		300,240	
3. Second Quarter .....		307,146		0		0		0		0		0		307,146	
4. Third Quarter .....		315,890		0		0		0		0		0		315,890	
5. Current Year		312,886		0		0		0		0		0		312,886	
6. Current Year Member Months		3,703,252		0		0		0		0		0		3,703,252	
Total Member Ambulatory Encounters for Year:															
7. Physician .....		3,066,341		0		0		0		0		0		3,066,341	
8. Non-Physician .....		2,299,594		0		0		0		0		0		2,299,594	
9. Total		5,365,935		0		0		0		0		0		5,365,935	
10. Hospital Patient Days Incurred		1,880,086		0		0		0		0		0		1,880,086	
11. Number of Inpatient Admissions		99,293		0		0		0		0		0		99,293	
12. Health Premiums Written (b) .....		2,242,681,163		0		0		0		0		0		2,242,681,163	
13. Life Premiums Direct		0		0		0		0		0		0		0	
14. Property/Casualty Premiums Written .....		0		0		0		0		0		0		0	
15. Health Premiums Earned .....		2,245,472,329		0		0		0		0		0		2,245,472,329	
16. Property/Casualty Premiums Earned		0		0		0		0		0		0		0	
17. Amount Paid for Provision of Health Care Services .....		1,813,072,700		0		0		0		0		0		1,813,072,700	
18. Amount Incurred for Provision of Health Care Services		1,817,596,333		0		0		0		0		0		1,817,596,333	

(a) For health business: number of persons insured under PPO managed care products .....0 and number of persons insured under indemnity only products .....0 .

(b) For health premiums written: amount of Medicare Title XVIII exempt from state taxes or fees \$ .....288,419,426

## ANNUAL STATEMENT FOR THE YEAR 2017 OF THE UnitedHealthcare Community Plan of Ohio, Inc.

## SCHEDULE S - PART 1 - SECTION 2

Reinsurance Assumed Accident and Health Insurance Listed by Reinsured Company as of December 31, Current Year

1 NAIC Company Code	2 ID Number	3 Effective Date	4 Name of Reinsured	5 Domiciliary Jurisdiction	6 Type of Reinsurance Assumed	7 Premiums	8 Unearned Premiums	9 Reserve Liability Other Than for Unearned Premiums	10 Reinsurance Payable on Paid and Unpaid Losses	11 Modified Coinsurance Reserve	12 Funds Withheld Under Coinsurance
NONE											
9999999 - Totals											

## SCHEDULE S - PART 2

[illegible]

ANNUAL STATEMENT FOR THE YEAR 2017 OF THE UnitedHealthcare Community Plan of Ohio, Inc.

SCHEDULE S - PART 3 - SECTION 2

Reinsurance Ceded Accident and Health Insurance Listed by Reinsuring Company as of December 31, Current Year

1 NAIC Company Code	2 ID Number	3 Effective Date	4 Name of Company	5 Domi- ciliary Juris- diction	6 Type of Reinsurance Ceded	7 Type of Business Ceded	8 Premiums	9 Unearned Premiums (Estimated)	10 Reserve Credit Taken Other than for Unearned Premiums	Outstanding Surplus Relief		13 Modified Coinsurance Reserve	14 Funds Withheld Under Coinsurance
										11 Current Year	12 Prior Year		
79413	36-2739571	07/01/2009	UnitedHealthcare Insurance Company	CT	OTH/A/G	MC	2,251,481	0	0	0	0	0	0
79413	36-2739571	07/01/2009	UnitedHealthcare Insurance Company	CT	SSL/A/G	MC	6,203,392	0	0	0	0	0	0
79413	36-2739571	01/01/2010	UnitedHealthcare Insurance Company	CT	SSL/A/G	MC, MR	5,169,347	0	0	0	0	0	0
0299999. General Account - Authorized U.S. Affiliates - Other							13,624,220	0	0	0	0	0	0
0399999. Total General Account - Authorized U.S. Affiliates							13,624,220	0	0	0	0	0	0
0699999. Total General Account - Authorized Non-U.S. Affiliates							0	0	0	0	0	0	0
0799999. Total General Account - Authorized Affiliates							13,624,220	0	0	0	0	0	0
1099999. Total General Account - Authorized Non-Affiliates							0	0	0	0	0	0	0
1199999. Total General Account Authorized							13,624,220	0	0	0	0	0	0
1499999. Total General Account - Unauthorized U.S. Affiliates							0	0	0	0	0	0	0
1799999. Total General Account - Unauthorized Non-U.S. Affiliates							0	0	0	0	0	0	0
1899999. Total General Account - Unauthorized Affiliates							0	0	0	0	0	0	0
2199999. Total General Account - Unauthorized Non-Affiliates							0	0	0	0	0	0	0
2299999. Total General Account Unauthorized							0	0	0	0	0	0	0
2599999. Total General Account - Certified U.S. Affiliates							0	0	0	0	0	0	0
2899999. Total General Account - Certified Non-U.S. Affiliates							0	0	0	0	0	0	0
2999999. Total General Account - Certified Affiliates							0	0	0	0	0	0	0
3299999. Total General Account - Certified Non-Affiliates							0	0	0	0	0	0	0
3399999. Total General Account Certified							0	0	0	0	0	0	0
3499999. Total General Account Authorized, Unauthorized and Certified							13,624,220	0	0	0	0	0	0
3799999. Total Separate Accounts - Authorized U.S. Affiliates							0	0	0	0	0	0	0
4099999. Total Separate Accounts - Authorized Non-U.S. Affiliates							0	0	0	0	0	0	0
4199999. Total Separate Accounts - Authorized Affiliates							0	0	0	0	0	0	0
4499999. Total Separate Accounts - Authorized Non-Affiliates							0	0	0	0	0	0	0
4599999. Total Separate Accounts Authorized							0	0	0	0	0	0	0
4899999. Total Separate Accounts - Unauthorized U.S. Affiliates							0	0	0	0	0	0	0
5199999. Total Separate Accounts - Unauthorized Non-U.S. Affiliates							0	0	0	0	0	0	0
5299999. Total Separate Accounts - Unauthorized Affiliates							0	0	0	0	0	0	0
5599999. Total Separate Accounts - Unauthorized Non-Affiliates							0	0	0	0	0	0	0
5699999. Total Separate Accounts Unauthorized							0	0	0	0	0	0	0
5999999. Total Separate Accounts - Certified U.S. Affiliates							0	0	0	0	0	0	0
6299999. Total Separate Accounts - Certified Non-U.S. Affiliates							0	0	0	0	0	0	0
6399999. Total Separate Accounts - Certified Affiliates							0	0	0	0	0	0	0
6699999. Total Separate Accounts - Certified Non-Affiliates							0	0	0	0	0	0	0
6799999. Total Separate Accounts Certified							0	0	0	0	0	0	0
6899999. Total Separate Accounts Authorized, Unauthorized and Certified							0	0	0	0	0	0	0
6999999. Total U.S. (Sum of 0399999, 0899999, 1499999, 1999999, 2599999, 3099999, 3799999, 4299999, 4899999, 5399999, 5999999 and 6499999)							13,624,220	0	0	0	0	0	0
7099999. Total Non-U.S. (Sum of 0699999, 0999999, 1799999, 2099999, 2899999, 3199999, 4099999, 4399999, 5199999, 5499999, 6299999 and 6599999)							0	0	0	0	0	0	0
9999999 - Totals							13,624,220	0	0	0	0	0	0

Schedule S - Part 4  
**N O N E**

Schedule S - Part 4 - Bank Footnote  
**N O N E**

Schedule S - Part 5  
**N O N E**

Schedule S - Part 5 - Bank Footnote  
**N O N E**

SCHEDULE S - PART 6

Five Year Exhibit of Reinsurance Ceded Business (\$000 Omitted)

	1 2017	2 2016	3 2015	4 2014	5 2013
A. OPERATIONS ITEMS					
1. Premiums .....	0	0	0	0	0
2. Title XVIII - Medicare .....	0	0	0	0	0
3. Title XIX - Medicaid .....	13,624	12,254	11,742	8,430	5,495
4. Commissions and reinsurance expense allowance .....	0	0	0	0	0
5. Total hospital and medical expenses .....	20,709	17,028	8,776	13,402	3,307
B. BALANCE SHEET ITEMS					
6. Premiums receivable .....	(562)	159	107	104	65
7. Claims payable .....	5,568	1,206	11,089	10,223	1,804
8. Reinsurance recoverable on paid losses .....	8,569	10,188	0	0	588
9. Experience rating refunds due or unpaid .....	0	0	0	0	0
10. Commissions and reinsurance expense allowances due .....	0	0	0	0	0
11. Unauthorized reinsurance offset .....	0	0	0	0	0
12. Offset for reinsurance with Certified Reinsurers .....	0	0	0	0	0
C. UNAUTHORIZED REINSURANCE (DEPOSITS BY AND FUNDS WITHHELD FROM)					
13. Funds deposited by and withheld from (F) .....	0	0	0	0	0
14. Letters of credit (L) .....	0	0	0	0	0
15. Trust agreements (T) .....	0	0	0	0	0
16. Other (O) .....	0	0	0	0	0
D. REINSURANCE WITH CERTIFIED REINSURERS (DEPOSITS BY AND FUNDS WITHHELD FROM)					
17. Multiple Beneficiary Trust .....	0	0	0	0	0
18. Funds deposited by and withheld from (F) .....	0	0	0	0	0
19. Letters of credit (L) .....	0	0	0	0	0
20. Trust agreements (T) .....	0	0	0	0	0
21. Other (O) .....	0	0	0	0	0

SCHEDULE S - PART 7

Restatement of Balance Sheet to Identify Net Credit For Ceded Reinsurance

	1 As Reported (net of ceded)	2 Restatement Adjustments	3 Restated (gross of ceded)
<b>ASSETS (Page 2, Col. 3)</b>			
1. Cash and invested assets (Line 12) .....	418,651,813	0	418,651,813
2. Accident and health premiums due and unpaid (Line 15) .....	33,585,398	0	33,585,398
3. Amounts recoverable from reinsurers (Line 16.1) .....	8,569,296	(8,569,296)	0
4. Net credit for ceded reinsurance .....	XXX	14,699,337	14,699,337
5. All other admitted assets (Balance) .....	33,772,540	(562,061)	33,210,479
6. Total assets (Line 28)	494,579,047	5,567,980	500,147,027
<b>LIABILITIES, CAPITAL AND SURPLUS (Page 3)</b>			
7. Claims unpaid (Line 1) .....	158,519,304	5,567,980	164,087,284
8. Accrued medical incentive pool and bonus payments (Line 2) .....	537,280	0	537,280
9. Premiums received in advance (Line 8) .....	0	0	0
10. Funds held under reinsurance treaties with authorized and unauthorized reinsurers (Line 19 first inset amount plus second inset amount) .....	0	0	0
11. Reinsurance in unauthorized companies (Line 20 minus inset amount) .....	0	0	0
12. Reinsurance with Certified Reinsurers (Line 20 inset amount) .....	0	0	0
13. Funds held under reinsurance treaties with Certified Reinsurers (Line 19 third inset amount) .....	0	0	0
14. All other liabilities (Balance) .....	62,393,698	0	62,393,698
15. Total liabilities (Line 24) .....	221,450,282	5,567,980	227,018,262
16. Total capital and surplus (Line 33) .....	273,128,765	XXX	273,128,765
17. Total liabilities, capital and surplus (Line 34)	494,579,047	5,567,980	500,147,027
<b>NET CREDIT FOR CEDED REINSURANCE</b>			
18. Claims unpaid .....	5,567,980		
19. Accrued medical incentive pool .....	0		
20. Premiums received in advance .....	0		
21. Reinsurance recoverable on paid losses .....	8,569,296		
22. Other ceded reinsurance recoverables .....	562,061		
23. Total ceded reinsurance recoverables .....	14,699,337		
24. Premiums receivable .....	0		
25. Funds held under reinsurance treaties with authorized and unauthorized reinsurers .....	0		
26. Unauthorized reinsurance .....	0		
27. Reinsurance with Certified Reinsurers .....	0		
28. Funds held under reinsurance treaties with Certified Reinsurers .....	0		
29. Other ceded reinsurance payables/offsets .....	0		
30. Total ceded reinsurance payables/offsets .....	0		
31. Total net credit for ceded reinsurance	14,699,337		

SCHEDULE T - PART 2  
INTERSTATE COMPACT - EXHIBIT OF PREMIUMS WRITTEN

Allocated by States and Territories

			Direct Business Only					
			1	2	3	4	5	6
States, Etc.			Life (Group and Individual)	Annuities (Group and Individual)	Disability Income (Group and Individual)	Long-Term Care (Group and Individual)	Deposit-Type Contracts	Totals
1.	Alabama .....	AL						
2.	Alaska .....	AK						
3.	Arizona .....	AZ						
4.	Arkansas .....	AR						
5.	California .....	CA						
6.	Colorado .....	CO						
7.	Connecticut .....	CT						
8.	Delaware .....	DE						
9.	District of Columbia .....	DC						
10.	Florida .....	FL						
11.	Georgia .....	GA						
12.	Hawaii .....	HI						
13.	Idaho .....	ID						
14.	Illinois .....	IL						
15.	Indiana .....	IN						
16.	Iowa .....	IA						
17.	Kansas .....	KS						
18.	Kentucky .....	KY						
19.	Louisiana .....	LA						
20.	Maine .....	ME						
21.	Maryland .....	MD						
22.	Massachusetts .....	MA						
23.	Michigan .....	MI						
24.	Minnesota .....	MN						
25.	Mississippi .....	MS						
26.	Missouri .....	MO						
27.	Montana .....	MT						
28.	Nebraska .....	NE						
29.	Nevada .....	NV						
30.	New Hampshire .....	NH						
31.	New Jersey .....	NJ						
32.	New Mexico .....	NM						
33.	New York .....	NY						
34.	North Carolina .....	NC						
35.	North Dakota .....	ND						
36.	Ohio .....	OH						
37.	Oklahoma .....	OK						
38.	Oregon .....	OR						
39.	Pennsylvania .....	PA						
40.	Rhode Island .....	RI						
41.	South Carolina .....	SC						
42.	South Dakota .....	SD						
43.	Tennessee .....	TN						
44.	Texas .....	TX						
45.	Utah .....	UT						
46.	Vermont .....	VT						
47.	Virginia .....	VA						
48.	Washington .....	WA						
49.	West Virginia .....	WV						
50.	Wisconsin .....	WI						
51.	Wyoming .....	WY						
52.	American Samoa .....	AS						
53.	Guam .....	GU						
54.	Puerto Rico .....	PR						
55.	U.S. Virgin Islands .....	VI						
56.	Northern Mariana Islands .....	MP						
57.	Canada .....	CAN						
58.	Aggregate Other Alien .....	OT						
59.	Total							

NONE

SCHEDULE Y  
PART 1A - DETAIL OF INSURANCE HOLDING COMPANY SYSTEM

1	2	3	4	5	6	7	8	9	10	11	12	13	14	15	16
Group Code	Group Name	NAIC Company Code	ID Number	Federal RSSD	CIK	Name of Securities Exchange if Publicly Traded (U.S. or International)	Names of Parent, Subsidiaries Or Affiliates	Domi-ciliary Location	Relation-ship to Reporting Entity	Directly Controlled by (Name of Entity/Person)	Type of Control (Ownership, Board, Management, Attorney-in-Fact, Influence, Other)	If Control is Owner-ship Provide Per-centage	Ultimate Controlling Entity(ies)/Person(s)	Is an SCA Filing Re-quired? (Y/N)	*
		.00000	98-1308130		0001363851		1070715 B.C. Unlimited Liability Company	.CAN	.NIA	OptumRx Group Holdings, Inc.	Ownership	100.000	UnitedHealth Group Incorporated		
		.00000	27-2624551				310 Canyon Medical, LLC	.CA	.NIA	Monarch Management Services, Inc.	Ownership	100.000	UnitedHealth Group Incorporated		
		.00000	35-2607738				5995 Minnetonka, LLC	.DE	.NIA	UnitedHealthcare Insurance Company	Ownership	100.000	UnitedHealth Group Incorporated		
		.00000					ABCO India Private Limited	.IND	.NIA	ABCO International Holdings, LLC	Ownership	99.000	UnitedHealth Group Incorporated		
		.00000					ABCO India Private Limited	.IND	.NIA	The Advisory Board Company	Ownership	1.000	UnitedHealth Group Incorporated		
		.00000					ABCO International Holdings, LLC	.DE	.NIA	The Advisory Board Company	Ownership	100.000	UnitedHealth Group Incorporated		
		.00000	41-1913523				ACN Group IPA of New York, Inc.	.NY	.NIA	OptumHealth Care Solutions, LLC	Ownership	100.000	UnitedHealth Group Incorporated		
		.00000	27-0015861				ACN Group of California, Inc.	.CA	.IA	OptumHealth Care Solutions, LLC	Ownership	100.000	UnitedHealth Group Incorporated		
		.00000	26-4093335				Advanced Surgical Hospital, LLC		.NIA	SCA Southwestern PA, LLC	Ownership	51.000	UnitedHealth Group Incorporated		1
		.00000	47-5337115				Advocate Condell Ambulatory Surgery Center, LLC	.IL	.NIA	Advocate-SCA Partners, LLC	Ownership	81.645	UnitedHealth Group Incorporated		1
		.00000					Advocate Sherman Ambulatory Surgery Center, LLC	.IL	.NIA	Advocate-SCA Partners, LLC	Ownership	100.000	UnitedHealth Group Incorporated		
		.00000					Advocate-SCA Holdings, LLC	.DE	.NIA	Surgical Care Affiliates, LLC	Ownership	100.000	UnitedHealth Group Incorporated		
		.00000	47-4012497				Advocate-SCA Partners, LLC	.DE	.NIA	SCA-Illinois, LLC	Ownership	51.000	UnitedHealth Group Incorporated		1
		.00000	45-4171713				AHN Accountable Care Organization, LLC	.IN	.NIA	AHN Target Holdings, LLC	Ownership	100.000	UnitedHealth Group Incorporated		
		.00000	35-2109566				AHN Central Services, LLC	.IN	.NIA	AHN Target Holdings, LLC	Ownership	100.000	UnitedHealth Group Incorporated		
		.00000	35-2582899				AHN Target Holdings, LLC	.DE	.NIA	Collaborative Care Holdings, LLC	Ownership	80.100	UnitedHealth Group Incorporated		1
		.00000	92-0080881				Alaska Surgery Center, Inc.	.AK	.NIA	SC Affiliates, LLC	Ownership	100.000	UnitedHealth Group Incorporated		
.0707	UnitedHealth Group Incorporated	.82406	35-1665915				All Savers Insurance Company	.IN	.IA	Golden Rule Financial Corporation	Ownership	100.000	UnitedHealth Group Incorporated		
							All Savers Life Insurance Company of California	.CA	.IA	Golden Rule Financial Corporation	Ownership	100.000	UnitedHealth Group Incorporated		
.0707	UnitedHealth Group Incorporated	.73130	35-1744596				Alliance Surgical Center, LLC	.FL	.NIA	SCA-Alliance, LLC	Ownership	64.856	UnitedHealth Group Incorporated		1
		.00000	27-1367127				Ambient Healthcare, Inc.	.FL	.NIA	Ambient Holdings, Inc.	Ownership	100.000	UnitedHealth Group Incorporated		
		.00000	65-1095227				Ambient Holdings, Inc.	.DE	.NIA	BrioRx Infusion Services, Inc.	Ownership	100.000	UnitedHealth Group Incorporated		
		.00000	45-2161438				American Health Network of Indiana Care Organization, LLC	.IN	.NIA	AHN Target Holdings, LLC	Ownership	100.000	UnitedHealth Group Incorporated		
		.00000	45-4770582				American Health Network of Indiana II, LLC	.IN	.NIA	AHN Target Holdings, LLC	Ownership	100.000	UnitedHealth Group Incorporated		
.0707	UnitedHealth Group Incorporated	.52623	35-2108729				American Health Network of Indiana, LLC	.IN	.IA	AHN Target Holdings, LLC	Ownership	100.000	UnitedHealth Group Incorporated		
							American Health Network of Ohio Care Organization, LLC	.OH	.NIA	AHN Target Holdings, LLC	Ownership	100.000	UnitedHealth Group Incorporated		
		.00000	31-1424956				American Health Network of Ohio II, LLC	.OH	.NIA	AHN Target Holdings, LLC	Ownership	100.000	UnitedHealth Group Incorporated		
		.00000	31-1424957				American Health Network of Ohio, LLC	.OH	.NIA	AHN Target Holdings, LLC	Ownership	100.000	UnitedHealth Group Incorporated		
		.00000	54-1743136		0001122263		AmeriChoice Corporation	.DE	.UIP	UnitedHealth Group Incorporated	Ownership	100.000	UnitedHealth Group Incorporated		
		.00000	54-1743141				AmeriChoice Health Services, Inc.	.DE	.NIA	AmeriChoice Corporation	Ownership	100.000	UnitedHealth Group Incorporated		
.0707	UnitedHealth Group Incorporated	.95497	22-3368602				AmeriChoice of New Jersey, Inc.	.NJ	.IA	AmeriChoice Corporation	Ownership	100.000	UnitedHealth Group Incorporated		
		.00000	98-1108620				Amico Saúde Ltda.	.BRA	.NIA	Amil Assistência Médica Internacional S.A.	Ownership	98.928	UnitedHealth Group Incorporated		
		.00000	98-1108620				Amico Saúde Ltda.	.BRA	.NIA	Cemed Care - Empresa de Atendimento Clínico Geral Ltda.	Ownership	1.072	UnitedHealth Group Incorporated		
		.00000			0001447698		Amil Assistência Médica Internacional S.A.	.BRA	.NIA	Polar II Fundo de Investimento em Participações Multiestrategia	Ownership	91.810	UnitedHealth Group Incorporated		4
		.00000	98-1109085				Amil Clinical Research Participações Ltda.	.BRA	.NIA	Esho - Empresa de Serviços Hospitalares S.A.	Ownership	99.950	UnitedHealth Group Incorporated		
		.00000	98-1109085				Amil Clinical Research Participações Ltda.	.BRA	.NIA	Cemed Care - Empresa de Atendimento Clínico Geral Ltda.	Ownership	0.050	UnitedHealth Group Incorporated		
		.00000													
		.00000	98-1138212				AMIL International	.LUX	.NIA	Amil Assistência Médica Internacional S.A.	Ownership	100.000	UnitedHealth Group Incorporated		
		.00000	36-4210293				Antelope Valley Surgery Center, L.P.	.CA	.NIA	NSC Lancaster, LLC	Ownership	81.240	UnitedHealth Group Incorporated		5
		.00000	27-2068687				AppleCare Medical Management, LLC	.DE	.NIA	Collaborative Care Holdings, LLC	Ownership	100.000	UnitedHealth Group Incorporated		
		.00000	98-1399975				Aquitania Chilean Holding SpA	.CHL	.NIA	Bordeaux UK Holdings II Limited	Ownership	100.000	UnitedHealth Group Incorporated		
		.00000					Aquitania Holding SpA	.CHL	.NIA	Bordeaux UK Holdings II Limited	Ownership	100.000	UnitedHealth Group Incorporated		
		.00000	46-2728964				Arise Healthcare System, LLC	.DE	.NIA	SCA Austin Medical Center Holdings, LLC	Ownership	52.800	UnitedHealth Group Incorporated		1
		.00000	86-0813232				Arizona Physicians IPA, Inc.	.AZ	.IA	UnitedHealthcare, Inc.	Ownership	100.000	UnitedHealth Group Incorporated		

ANNUAL STATEMENT FOR THE YEAR 2017 OF THE UnitedHealthcare Community Plan of Ohio, Inc.

SCHEDULE Y  
PART 1A - DETAIL OF INSURANCE HOLDING COMPANY SYSTEM

1	2	3	4	5	6	7	8	9	10	11	12	13	14	15	16
Group Code	Group Name	NAIC Company Code	ID Number	Federal RSSD	CIK	Name of Securities Exchange if Publicly Traded (U.S. or International)	Names of Parent, Subsidiaries Or Affiliates	Domi-ciliary Location	Relation-ship to Reporting Entity	Directly Controlled by (Name of Entity/Person)	Type of Control (Ownership, Board, Management, Attorney-in-Fact, Influence, Other)	If Control is Owner-ship Provide Per-centage	Ultimate Controlling Entity(ies)/Person(s)	Is an SCA Filing Re-quired? (Y/N)	*
		.00000					ASC Connecticut Holdings, LLC	.DE	NIA	Surgical Care Affiliates, LLC	Ownership	100.000	UnitedHealth Group Incorporated		
		.00000	46-3907136				ASC Holdings of New Jersey, LLC	.NJ	NIA	SC Affiliates, LLC	Ownership	100.000	UnitedHealth Group Incorporated		
		.00000	95-4348431				ASC Network, LLC	.DE	NIA	Surgical Care Affiliates, LLC	Ownership	100.000	UnitedHealth Group Incorporated		
		.00000	90-0369702				ASI Global, LLC	.TX	NIA	FrontierMEDEx, Inc.	Ownership	100.000	UnitedHealth Group Incorporated		
		.00000	26-3878957				AssuranceRx, LLC	.AL	NIA	BriovaRx, LLC	Ownership	100.000	UnitedHealth Group Incorporated		
		.00000	45-4014891				Athens ASC Holdings, LLC	.GA	NIA	SCA Athens, LLC	Ownership	53.000	UnitedHealth Group Incorporated		.1
		.00000	47-0990056		0001529111		Audax Health Solutions, LLC	.DE	NIA	Rally Health, Inc.	Ownership	100.000	UnitedHealth Group Incorporated		
		.00000	80-0368187				Aveta Arizona, Inc.	.AZ	NIA	NAMM Holdings, Inc.	Ownership	100.000	UnitedHealth Group Incorporated		
		.00000	90-0632302				Aveta Health Solutions Inc.	.DE	NIA	NAMM Holdings, Inc.	Ownership	100.000	UnitedHealth Group Incorporated		
		.00000	20-4057813		0001355487		Aveta Inc.	.DE	NIA	Collaborative Care Holdings, LLC	Ownership	100.000	UnitedHealth Group Incorporated		
		.00000	27-2823524				Aveta Kansas City, Inc.	.KS	NIA	NAMM Holdings, Inc.	Ownership	100.000	UnitedHealth Group Incorporated		
		.00000	36-4704309				Aveta Tennessee, Inc	.DE	NIA	NAMM Holdings, Inc.	Ownership	100.000	UnitedHealth Group Incorporated		
		.00000	30-0842394				AxelaCare Intermediate Holdings, LLC	.DE	NIA	OptumRx, Inc.	Ownership	100.000	UnitedHealth Group Incorporated		
		.00000	61-1708598				AxelaCare, LLC	.DE	NIA	AxelaCare Intermediate Holdings, LLC	Ownership	100.000	UnitedHealth Group Incorporated		
		.00000	72-1097827				B.R.A.S.S. Partnership in Commendam	.LA	NIA	Surgery Center Holding, LLC	Ownership	74.940	UnitedHealth Group Incorporated		.6
							Bakersfield Physicians Plaza Surgical Center, L.P.	.TN	NIA	Bakersfield-SC, LLC	Ownership	96.000	UnitedHealth Group Incorporated		.7
		.00000	62-1601443				Bakersfield-SC, LLC	.DE	NIA	SC Affiliates, LLC	Ownership	100.000	UnitedHealth Group Incorporated		
		.00000	47-4504390				Beach Surgical Holdings III, LLC	.CA	NIA	Surgicare of La Veta, Inc.	Ownership	88.860	UnitedHealth Group Incorporated		.1
		.00000	88-0267857				Behavioral Healthcare Options, Inc.	.NV	NIA	Sierra Health Services, Inc.	Ownership	100.000	UnitedHealth Group Incorporated		
		.00000	63-0847380				Birmingham Outpatient Surgical Center, LLC	.DE	NIA	Surgery Center Holding, LLC	Ownership	100.000	UnitedHealth Group Incorporated		
							Blackstone Valley Surgicare Acquisition, L.P.								
		.00000	20-5337793					.RI	NIA	Blackstone Valley Surgicare GP, LLC	Ownership	99.000	UnitedHealth Group Incorporated		.8
		.00000	05-0359457				Blackstone Valley Surgicare GP, LLC	.RI	NIA	Surgery Center Holding, LLC	Ownership	100.000	UnitedHealth Group Incorporated		
		.00000	27-2241593				Blue Ridge GP, LLC	.NC	NIA	SCA-Blue Ridge, LLC	Ownership	100.000	UnitedHealth Group Incorporated		
		.00000	98-1396690				Bordeaux (Barbados) Holdings I, SRL	.BRB	NIA	UnitedHealth Group International LP	Ownership	100.000	UnitedHealth Group Incorporated		
		.00000	98-1396559				Bordeaux (Barbados) Holdings II, SRL	.BRB	NIA	Bordeaux (Barbados) Holdings I SRL	Ownership	100.000	UnitedHealth Group Incorporated		
		.00000					Bordeaux (Barbados) Holdings III, SRL	.BRB	NIA	Bordeaux (Barbados) Holdings II SRL	Ownership	100.000	UnitedHealth Group Incorporated		
		.00000	98-1398490				Bordeaux Holding SpA	.CHL	NIA	Aquitania Holding SpA	Ownership	100.000	UnitedHealth Group Incorporated		
		.00000					Bordeaux International Holdings, Inc.	.DE	NIA	UnitedHealth Group Incorporated	Ownership	100.000	UnitedHealth Group Incorporated		
		.00000	98-1390574				Bordeaux UK Holdings I Limited	.GBR	NIA	Bordeaux International Holdings, Inc.	Ownership	100.000	UnitedHealth Group Incorporated		
		.00000	98-1391914				Bordeaux UK Holdings II Limited	.GBR	NIA	Bordeaux UK Holdings I Limited	Ownership	100.000	UnitedHealth Group Incorporated		
		.00000	98-1389224				Bordeaux UK Holdings III Limited	.GBR	NIA	Bordeaux UK Holdings II Limited	Ownership	100.000	UnitedHealth Group Incorporated		
										Anil Assistência Médica Internacional S.A.					
		.00000	98-1112673				Bosque Medical Center Ltda.	.BRA	NIA	Esho – Empresa de Serviços Hospitalares	Ownership	82.581	UnitedHealth Group Incorporated		
		.00000	98-1112673				Bosque Medical Center Ltda.	.BRA	NIA	S.A.	Ownership	17.419	UnitedHealth Group Incorporated		
		.00000					Brevard Specialty Surgery Center, LLC	.FL	NIA	Melbourne Surgery Center, LLC	Ownership	100.000	UnitedHealth Group Incorporated		
		.00000	11-2997132				BriovaRx Infusion Services 100, Inc.	.NY	NIA	BriovaRx Infusion Services, Inc.	Ownership	100.000	UnitedHealth Group Incorporated		
		.00000	11-3485985				BriovaRx Infusion Services 101, Inc.	.NY	NIA	BriovaRx Infusion Services 100, Inc.	Ownership	100.000	UnitedHealth Group Incorporated		
		.00000	90-0884047				BriovaRx Infusion Services 102, LLC	.DE	NIA	BriovaRx Infusion Services, Inc.	Ownership	100.000	UnitedHealth Group Incorporated		
		.00000	27-1533840				BriovaRx Infusion Services 103, LLC	.DE	NIA	Serquinox Holdings LLC	Ownership	100.000	UnitedHealth Group Incorporated		
		.00000	57-0861358				BriovaRx Infusion Services 200, Inc.	.SC	NIA	Ambient Healthcare, Inc.	Ownership	100.000	UnitedHealth Group Incorporated		
		.00000	55-0802777				BriovaRx Infusion Services 201, Inc.	.FL	NIA	Ambient Healthcare, Inc.	Ownership	100.000	UnitedHealth Group Incorporated		
		.00000	20-4881413				BriovaRx Infusion Services 202, Inc.	.FL	NIA	Ambient Healthcare, Inc.	Ownership	100.000	UnitedHealth Group Incorporated		
		.00000	33-1012700				BriovaRx Infusion Services 203, Inc.	.FL	NIA	Ambient Healthcare, Inc.	Ownership	100.000	UnitedHealth Group Incorporated		
		.00000	55-0802774				BriovaRx Infusion Services 204, Inc.	.FL	NIA	Ambient Healthcare, Inc.	Ownership	100.000	UnitedHealth Group Incorporated		
		.00000	26-3738273				BriovaRx Infusion Services 205, Inc.	.FL	NIA	Ambient Healthcare, Inc.	Ownership	100.000	UnitedHealth Group Incorporated		
		.00000	63-1284325				BriovaRx Infusion Services 206, Inc.	.AL	NIA	Ambient Healthcare, Inc.	Ownership	100.000	UnitedHealth Group Incorporated		
		.00000	63-0964525				BriovaRx Infusion Services 207, Inc.	.AL	NIA	BriovaRx Infusion Services 206, Inc.	Ownership	100.000	UnitedHealth Group Incorporated		
		.00000	20-4963945				BriovaRx Infusion Services 208, Inc.	.NC	NIA	Ambient Healthcare, Inc.	Ownership	100.000	UnitedHealth Group Incorporated		
		.00000	55-0802779				BriovaRx Infusion Services 209, Inc.	.GA	NIA	Ambient Healthcare, Inc.	Ownership	100.000	UnitedHealth Group Incorporated		
		.00000	75-2196224				BriovaRx Infusion Services 301, LP	.OK	NIA	BriovaRx Infusion Services, Inc.	Ownership	99.950	UnitedHealth Group Incorporated		
		.00000	75-2196224				BriovaRx Infusion Services 301, LP	.OK	NIA	BriovaRx Infusion Services 305, LLC	Ownership	0.050	UnitedHealth Group Incorporated		

SCHEDULE Y  
PART 1A - DETAIL OF INSURANCE HOLDING COMPANY SYSTEM

1	2	3	4	5	6	7	8	9	10	11	12	13	14	15	16
Group Code	Group Name	NAIC Company Code	ID Number	Federal RSSD	CIK	Name of Securities Exchange if Publicly Traded (U.S. or International)	Names of Parent, Subsidiaries Or Affiliates	Domi-ciliary Location	Relation-ship to Reporting Entity	Directly Controlled by (Name of Entity/Person)	Type of Control (Ownership, Board, Management, Attorney-in-Fact, Influence, Other)	If Control is Owner-ship Provide Percen-tage	Ultimate Controlling Entity(ies)/Person(s)	Is an SCA Filing Re-quired? (Y/N)	*
		.00000	27-0668812				BriovaRx Infusion Services 302, LLC	NE	NIA	BriovaRx Infusion Services, Inc.	Ownership	100.000	UnitedHealth Group Incorporated		
		.00000	26-2565032				BriovaRx Infusion Services 305, LLC	DE	NIA	BriovaRx Infusion Services, Inc.	Ownership	100.000	UnitedHealth Group Incorporated		
		.00000	20-3741084				BriovaRx Infusion Services 308, LLC	AZ	NIA	SCP Specialty Infusion, LLC	Ownership	100.000	UnitedHealth Group Incorporated		
		.00000	02-0653265				BriovaRx Infusion Services 401, LLC	CA	NIA	SCP Specialty Infusion, LLC	Ownership	100.000	UnitedHealth Group Incorporated		
		.00000	26-4312858				BriovaRx Infusion Services 402, LLC	CA	NIA	SCP Specialty Infusion, LLC	Ownership	100.000	UnitedHealth Group Incorporated		
		.00000	47-0941801				BriovaRx Infusion Services 403, LLC	CA	NIA	SCP Specialty Infusion, LLC	Ownership	100.000	UnitedHealth Group Incorporated		
		.00000	93-1103256				BriovaRx Infusion Services 404, LLC	OR	NIA	SCP Specialty Infusion, LLC	Ownership	100.000	UnitedHealth Group Incorporated		
		.00000	27-3918706		0001507772		BriovaRx Infusion Services, Inc.	DE	NIA	AxelaCare, LLC	Ownership	100.000	UnitedHealth Group Incorporated		
		.00000	20-4515146				BriovaRx of California, Inc.	CA	NIA	Salveo Specialty Pharmacy, Inc.	Ownership	100.000	UnitedHealth Group Incorporated		
		.00000	11-3647935				BriovaRx of Florida, Inc.	DE	NIA	OptumRx PBM of Illinois, Inc.	Ownership	100.000	UnitedHealth Group Incorporated		
		.00000	27-1930321				BriovaRx of Georgia, LLC	AL	NIA	BriovaRx, LLC	Ownership	100.000	UnitedHealth Group Incorporated		
		.00000	46-2731176				BriovaRx of Indiana, LLC	IN	NIA	OptumRx PBM of Illinois, Inc.	Ownership	100.000	UnitedHealth Group Incorporated		
		.00000	46-2790537				BriovaRx of Louisiana, L.L.C.	LA	NIA	BriovaRx, LLC	Ownership	100.000	UnitedHealth Group Incorporated		
		.00000	01-0516051		0001601630		BriovaRx of Maine, Inc.	ME	NIA	OptumRx PBM of Illinois, Inc.	Ownership	100.000	UnitedHealth Group Incorporated		
		.00000	27-3331130				BriovaRx of Massachusetts, LLC	MA	NIA	OptumRx PBM of Illinois, Inc.	Ownership	100.000	UnitedHealth Group Incorporated		
		.00000	45-2532834				BriovaRx of Nevada, LLC	NV	NIA	OptumRx PBM of Illinois, Inc.	Ownership	100.000	UnitedHealth Group Incorporated		
		.00000	74-3103518				BriovaRx of New York, Inc.	NY	NIA	Salveo Specialty Pharmacy, Inc.	Ownership	100.000	UnitedHealth Group Incorporated		
		.00000	20-2719823				BriovaRx of Texas, Inc.	TX	NIA	BriovaRx of Florida, Inc.	Ownership	100.000	UnitedHealth Group Incorporated		
		.00000	55-0824381		0001601629		BriovaRx, LLC	AL	NIA	BriovaRx of Maine, Inc.	Ownership	100.000	UnitedHealth Group Incorporated		
		.00000	61-1732160				California MedTrans Network IPA LLC	CA	NIA	California MedTrans Network MSO LLC	Ownership	100.000	UnitedHealth Group Incorporated		
		.00000	36-4780748				California MedTrans Network MSO LLC	CA	NIA	National MedTrans, LLC	Ownership	100.000	UnitedHealth Group Incorporated		
		.00000	52-1597484				Camp Hill-SCA Centers, LLC	DE	NIA	SC Affiliates, LLC	Ownership	100.000	UnitedHealth Group Incorporated		
		.00000	46-1981651				Cardio Management, Inc.	DE	NIA	OrthoNet Holdings, Inc.	Ownership	100.000	UnitedHealth Group Incorporated		
		.00000	20-8375685				Care Improvement Plus Group Management, LLC	MD	NIA	XLHealth Corporation	Ownership	100.000	UnitedHealth Group Incorporated		
.0707	UnitedHealth Group Incorporated	.12558	45-4976934				Care Improvement Plus of Texas Insurance Company	TX	IA	XLHealth Corporation	Ownership	100.000	UnitedHealth Group Incorporated		
.0707	UnitedHealth Group Incorporated	.12567	20-3888112				Care Improvement Plus South Central Insurance Company	AR	IA	XLHealth Corporation	Ownership	100.000	UnitedHealth Group Incorporated		
.0707	UnitedHealth Group Incorporated	.14041	27-5038136				Care Improvement Plus Wisconsin Insurance Company	WI	IA	XLHealth Corporation	Ownership	100.000	UnitedHealth Group Incorporated		
		.00000	98-1328471				Casa de Saúde Santa Therezinha S.A.	BRA	NIA	Hospital Alvorada de Taguatinga Ltda.	Ownership	100.000	UnitedHealth Group Incorporated		
		.00000	20-5807941				Catalyst360, LLC	DE	NIA	Optum Services, Inc.	Ownership	100.000	UnitedHealth Group Incorporated		
		.00000	46-0666840		0001600768		Catamaran Health Solutions, LLC	DE	NIA	OptumRx Administrative Services, LLC	Ownership	100.000	UnitedHealth Group Incorporated		
		.00000	80-0870454		0001600637		Catamaran Holdings I, LLC	DE	NIA	OptumRx Group Holdings, Inc.	Ownership	100.000	UnitedHealth Group Incorporated		
		.00000	20-0218027				Catamaran IPA III, Inc.	NY	NIA	OptumRx PBM of Maryland, LLC	Ownership	100.000	UnitedHealth Group Incorporated		
		.00000	27-3419292				Catamaran of Pennsylvania, LLC	DE	NIA	Catamaran Health Solutions, LLC	Ownership	100.000	UnitedHealth Group Incorporated		
		.00000	26-1424534				Catamaran PBM of Puerto Rico, LLC	NV	NIA	OptumRx PBM of Maryland, LLC	Ownership	100.000	UnitedHealth Group Incorporated		
		.00000	16-1767416				Catamaran PD of Pennsylvania, LLC	PA	NIA	Catamaran of Pennsylvania, LLC	Ownership	100.000	UnitedHealth Group Incorporated		
		.00000	98-1069737		0001600973		Catamaran S.á.r.l.	LUX	NIA	UnitedHealthcare International IV B.V.	Ownership	100.000	UnitedHealth Group Incorporated		
		.00000	26-0543382				Catamaran Senior Services, LLC	AL	NIA	Optum Hospice Pharmacy Services, LLC	Ownership	100.000	UnitedHealth Group Incorporated		
		.00000	27-2533497				Cedar Park Surgery Center, LLC	TX	NIA	SCA Cedar Park Holdings, LLC	Ownership	55.550	UnitedHealth Group Incorporated		1
		.00000	98-1111491				Cemed Care – Empresa de Atendimento Clínico Geral Ltda.	BRA	NIA	Anil Assistência Médica Internacional S.A.	Ownership	100.000	UnitedHealth Group Incorporated		
		.00000	98-1111491				Cemed Care – Empresa de Atendimento Clínico Geral Ltda.	BRA	NIA	Amico Saúde Ltda.	Ownership	0.000	UnitedHealth Group Incorporated		
		.00000	45-4131797				Central Indiana Care Organization, LLC	IN	NIA	AHN Target Holdings, LLC	Ownership	100.000	UnitedHealth Group Incorporated		
		.00000	45-5600514				Central Ohio Care Organization, LLC	OH	NIA	AHN Target Holdings, LLC	Ownership	100.000	UnitedHealth Group Incorporated		
		.00000					CentriifyHealth, LLC	DE	NIA	UnitedHealth Group Incorporated	Ownership	100.000	UnitedHealth Group Incorporated		
		.00000					CentriifyHealth Corporation	CAN	NIA	CentriifyHealth, LLC	Ownership	100.000	UnitedHealth Group Incorporated		
		.00000					CentriHealth UK Limited	GBR	NIA	CentriifyHealth, LLC	Ownership	100.000	UnitedHealth Group Incorporated		
		.00000	98-1310461				Centro Médico PJ Ltda.	BRA	NIA	Esho – Empresa de Serviços Hospitalares S.A.	Ownership	100.000	UnitedHealth Group Incorporated		
		.00000	98-1310461				Centro Médico PJ Ltda.	BRA	NIA	Cemed Care – Empresa de Atendimento Clínico Geral Ltda.	Ownership	0.000	UnitedHealth Group Incorporated		

SCHEDULE Y  
PART 1A - DETAIL OF INSURANCE HOLDING COMPANY SYSTEM

1	2	3	4	5	6	7	8	9	10	11	12	13	14	15	16
Group Code	Group Name	NAIC Company Code	ID Number	Federal RSSD	CIK	Name of Securities Exchange if Publicly Traded (U.S. or International)	Names of Parent, Subsidiaries Or Affiliates	Domi-ciliary Location	Relation-ship to Reporting Entity	Directly Controlled by (Name of Entity/Person)	Type of Control (Ownership, Board, Management, Attorney-in-Fact, Influence, Other)	If Control is Ownership Provide Percen-tage	Ultimate Controlling Entity(ies)/Person(s)	Is an SCA Filing Re-quired? (Y/N)	*
		.00000	46-1454664				Channel Islands Surgicenter Properties, LLC	.CA	NIA	SCA Holding Company, Inc.	Ownership	62.743	UnitedHealth Group Incorporated		1
		.00000	62-1262567				Charlotte-SC, LLC	.DE	NIA	SC Affiliates, LLC	Ownership	100.000	UnitedHealth Group Incorporated		
		.00000	26-2389638				Childrens Surgery Center, LLC	.FL	NIA	SCA-Central Florida, LLC	Ownership	52.202	UnitedHealth Group Incorporated		1
		.00000	98-1093539				ChinaGate (Hong Kong) Limited	.HKG	NIA	Optum, Inc.	Ownership	100.000	UnitedHealth Group Incorporated		
		.00000	62-1510209				Citrus Regional Surgery Center, L.P.	.TN	NIA	SCA-Citrus, Inc.	Ownership	57.000	UnitedHealth Group Incorporated		9
							Clínica Médico Cirúrgica de Santa Tecla, S.A.								
		.00000	98-1350667				Clinica Oftalmologica Danilo de Castro	.PRT	NIA	Lusiadas, SGPS, S.A.	Ownership	100.000	UnitedHealth Group Incorporated		
		.00000	98-1337965				Sociedade Simples	.BRA	NIA	Hospital Alvorada de Taguatinga Ltda.	Ownership	99.667	UnitedHealth Group Incorporated		
		.00000	98-1337965				Clinica Oftalmologica Danilo de Castro	.BRA	NIA	Lotten-Eyes Oftalmologia Clinica e	Ownership	0.333	UnitedHealth Group Incorporated		
		.00000	98-1350671				Sociedade Simples	.BRA	NIA	Cirurgica Ltda.	Ownership	100.000	UnitedHealth Group Incorporated		
							CLISA – Clínica de Santo Antônio, S.A.	.PRT	NIA	Lusiadas, SGPS, S.A.	Ownership	100.000	UnitedHealth Group Incorporated		
		.00000	98-1337968				CMO – Centro Médico de Oftalmologia S/S Ltda.	.BRA	NIA	Hospital Alvorada de Taguatinga Ltda.	Ownership	99.000	UnitedHealth Group Incorporated		
		.00000	98-1337968				CMO – Centro Médico de Oftalmologia S/S Ltda.	.BRA	NIA	Lotten-Eyes Oftalmologia Clinica e	Ownership	1.000	UnitedHealth Group Incorporated		
							CMS – Central de Manipulação e Serviços			COI – Clínicas Oncológicas Integradas S.A.					
		.00000	98-1277015				Farmacêuticos S.A.	.BRA	NIA	COI Participações S.A.	Ownership	100.000	UnitedHealth Group Incorporated		
		.00000	71-0873411				Rocky Mountain HealthCare Options, Inc.	.CO	NIA	Rocky Mountain HealthCare Options, Inc.	Ownership	100.000	UnitedHealth Group Incorporated		
							Coachella Valley Physicians of PrimeCare, Inc.	.CA	NIA	PrimeCare Medical Network, Inc.	Ownership	100.000	UnitedHealth Group Incorporated		
		.00000	27-1193028		0001600967		Coalition for Advanced Pharmacy Services, Inc.	.DE	NIA	Catamaran Health Solutions, LLC	Ownership	100.000	UnitedHealth Group Incorporated		
		.00000	98-1276040				COI – Clínicas Oncológicas Integradas S.A.	.BRA	NIA	COI Participações S.A.	Ownership	100.000	UnitedHealth Group Incorporated		
							Esho – Empresa de Serviços Hospitalares			S.A.					
		.00000	98-1275801				COI Participações S.A.	.BRA	NIA	OptumHealth Holdings, LLC	Ownership	89.102	UnitedHealth Group Incorporated		2
		.00000	27-2337616				Collaborative Care Holdings, LLC	.DE	NIA	Collaborative Care Holdings, LLC	Ownership	100.000	UnitedHealth Group Incorporated		
		.00000	27-2337487				Collaborative Care Services, Inc.	.DE	NIA	Collaborative Care Holdings, LLC	Ownership	100.000	UnitedHealth Group Incorporated		
		.00000	27-3470466				Collaborative Care Solutions, LLC	.DE	NIA	Collaborative Care Services, Inc.	Ownership	100.000	UnitedHealth Group Incorporated		
		.00000	45-2614005				Collaborative Realty, LLC	.NY	NIA	Collaborative Care Holdings, LLC	Ownership	100.000	UnitedHealth Group Incorporated		
		.00000	84-1160450				Colorado Springs Surgery Center, Ltd.	.CO	NIA	SCA-Colorado Springs, LLC	Ownership	51.000	UnitedHealth Group Incorporated		10
		.00000	11-3647007				Comfort Care Transportation, LLC	.TX	NIA	WellMed Medical Management, Inc.	Ownership	100.000	UnitedHealth Group Incorporated		
							Connecticut Surgery Center, Limited Partnership	.CT	NIA	Connecticut Surgical Center, LLC	Ownership	51.000	UnitedHealth Group Incorporated		11
		.00000	26-1313646				Connecticut Surgery Properties, LLC	.DE	NIA	Connecticut Surgical Center, LLC	Ownership	100.000	UnitedHealth Group Incorporated		
		.00000	06-1156342				Connecticut Surgical Center, LLC	.DE	NIA	Surgical Care Affiliates, LLC	Ownership	75.000	UnitedHealth Group Incorporated		2
		.00000	20-0231080				Consumer Wellness Solutions, Inc.	.DE	NIA	Optum Services, Inc.	Ownership	100.000	UnitedHealth Group Incorporated		
		.00000	26-0080565				Cypress Care, Inc.	.DE	NIA	Healthcare Solutions, Inc.	Ownership	100.000	UnitedHealth Group Incorporated		
		.00000					Day-Op Surgery Consulting Company, LLC	.DE	NIA	ProHEALTH Medical Management, LLC	Ownership	100.000	UnitedHealth Group Incorporated		
		.00000	52-1811176				DBP Services of New York IPA, Inc.	.NY	NIA	Dental Benefit Providers, Inc.	Ownership	100.000	UnitedHealth Group Incorporated		
							Dental Benefit Providers of California, Inc.								
.0707	UnitedHealth Group Incorporated	.00000	52-1452809				Dental Benefit Providers of Illinois, Inc.	.CA	IA	Dental Benefit Providers, Inc.	Ownership	100.000	UnitedHealth Group Incorporated		
		.52053	36-4008355				Dental Benefit Providers, Inc.	.IL	IA	Dental Benefit Providers, Inc.	Ownership	100.000	UnitedHealth Group Incorporated		
		.00000	41-2014834				Diagnostic and Interventional Surgical Center, LLC	.DE	NIA	United HealthCare Services, Inc.	Ownership	100.000	UnitedHealth Group Incorporated		
		.00000	34-2064423					.CA	NIA	SCA-Marina Del Ray LLC	Ownership	51.000	UnitedHealth Group Incorporated		1
							Esho – Empresa de Serviços Hospitalares			S.A.					
		.00000	98-1285762				Dilab Medicina Nuclear Ltda.	.BRA	NIA	SCA-Newport Beach, LLC	Ownership	85.000	UnitedHealth Group Incorporated		2
		.00000	27-4245123				DISC Surgery Center at Newport Beach, LLC	.CA	NIA	OptumHealth Holdings, LLC	Ownership	51.000	UnitedHealth Group Incorporated		1
		.00000	30-0238641				Distance Learning Network, Inc.	.DE	NIA	SCA-Dublin, LLC	Ownership	100.000	UnitedHealth Group Incorporated		
		.00000	27-2103713				Dublin Surgery Center, LLC	.OH	NIA	UnitedHealthcare Insurance Company	Ownership	56.000	UnitedHealth Group Incorporated		1
		.00000					Duncan Printing Services, LLC	.SC	NIA	MedExpress Development, LLC	Ownership	100.000	UnitedHealth Group Incorporated		
		.00000	59-3625966				DWIC of Tampa Bay, Inc.	.FL	NIA	West Coast Endoscopy Holdings, LLC	Ownership	100.000	UnitedHealth Group Incorporated		
		.00000	59-3705426				E Street Endoscopy, LLC	.FL	NIA		Ownership	51.000	UnitedHealth Group Incorporated		1

SCHEDULE Y  
PART 1A - DETAIL OF INSURANCE HOLDING COMPANY SYSTEM

1	2	3	4	5	6	7	8	9	10	11	12	13	14	15	16
Group Code	Group Name	NAIC Company Code	ID Number	Federal RSSD	CIK	Name of Securities Exchange if Publicly Traded (U.S. or International)	Names of Parent, Subsidiaries Or Affiliates	Domi-ciliary Location	Relation-ship to Reporting Entity	Directly Controlled by (Name of Entity/Person)	Type of Control (Ownership, Board, Management, Attorney-in-Fact, Influence, Other)	If Control is Owner-ship Provide Percen-tage	Ultimate Controlling Entity(ies)/Person(s)	Is an SCA Filing Re-quired? (Y/N)	*
		.00000	02-0593133				East Brunswick Surgery Center, LLC	.NJ.	NIA.	ASC Holdings of New Jersey, LLC	Ownership	51.000	UnitedHealth Group Incorporated		.1
		.00000	71-0923682				eCode Solutions, LLC	.DE.	NIA.	Surgical Care Affiliates, LLC	Ownership	100.000	UnitedHealth Group Incorporated		
		.00000	84-1162764				Electronic Network Systems, Inc.	.DE.	NIA.	OptumInsight, Inc.	Ownership	100.000	UnitedHealth Group Incorporated		
		.00000	98-1103713				ELG FZE	.ARE.	NIA.	UnitedHealthcare Global Medical (UK) Limited	Ownership	100.000	UnitedHealth Group Incorporated		
		.00000	98-1339173				Elual Participações S.A.	.BRA.	NIA.	Anil Assistência Médica Internacional S.A.	Ownership	60.000	UnitedHealth Group Incorporated		
		.00000	98-1339173				Elual Participações S.A.	.BRA.	NIA.	Esho – Empresa de Serviços Hospitalares S.A.	Ownership	40.000	UnitedHealth Group Incorporated		
		.00000					Empire Physician Management Company, LLC	.CA.	NIA.	North American Medical Management California, Inc.	Ownership	100.000	UnitedHealth Group Incorporated		
		.00000	47-3495605				Endoscopy Center Affiliates, Inc.	.DE.	NIA.	National Surgery Centers, LLC	Ownership	100.000	UnitedHealth Group Incorporated		
		.00000					EP Campus I, LLC	.DE.	NIA.	UnitedHealthcare Insurance Company	Ownership	100.000	UnitedHealth Group Incorporated		
		.00000	98-1111172				Esho – Empresa de Serviços Hospitalares S.A.	.BRA.	NIA.	Anil Assistência Médica Internacional S.A.	Ownership	99.630	UnitedHealth Group Incorporated		.12
		.00000	98-1122399				Etho – Empresa de Tecnologia Hospitalar Ltda.	.BRA.	NIA.	Anil Assistência Médica Internacional S.A.	Ownership	90.061	UnitedHealth Group Incorporated		.2
		.00000	86-0964571				Evercare Collaborative Solutions, Inc.	.DE.	NIA.	Ovations, Inc.	Ownership	100.000	UnitedHealth Group Incorporated		
		.00000	98-1111239				Excellion Serviços Biomédicos Ltda.	.BRA.	NIA.	Esho – Empresa de Serviços Hospitalares S.A.	Ownership	100.000	UnitedHealth Group Incorporated		
		.00000	98-1111239				Excellion Serviços Biomédicos Ltda.	.BRA.	NIA.	Cemed Care – Empresa de Atendimento Clínico Geral Ltda.	Ownership	0.000	UnitedHealth Group Incorporated		
		.00000	11-3669765				Executive Health Resources, Inc.	.PA.	NIA.	OptumInsight, Inc.	Ownership	100.000	UnitedHealth Group Incorporated		
		.00000	30-0701899				Executive Surgery Center, LLC	.TX.	NIA.	SCA-Houston Executive, LLC	Ownership	55.000	UnitedHealth Group Incorporated		.1
		.00000	98-1259260				Exploration for Mine Clearance LLC	.JRO.	NIA.	UnitedHealthcare Global Medical (UK) Limited	Ownership	100.000	UnitedHealth Group Incorporated		
		.00000	88-0223385				Family Health Care Services	.NV.	NIA.	Sierra Health Services, Inc.	Ownership	100.000	UnitedHealth Group Incorporated		
		.00000	88-0257036				Family Home Hospice, Inc.	.NV.	NIA.	Sierra Health Services, Inc.	Ownership	100.000	UnitedHealth Group Incorporated		
		.00000	26-4106571				First Rx Specialty and Mail Services, LLC	.DE.	NIA.	Catamaran Health Solutions, LLC	Ownership	100.000	UnitedHealth Group Incorporated		
		.00000	62-1551098				Florence Surgery Center, L.P.	.AL.	NIA.	SCA-Florence, LLC	Ownership	50.000	UnitedHealth Group Incorporated		.13
		.00000	32-0432993				Florida MedTrans Network LLC	.FL.	NIA.	Florida MedTrans Network MSO LLC	Ownership	100.000	UnitedHealth Group Incorporated		
		.00000	36-4778512				Florida MedTrans Network MSO LLC	.FL.	NIA.	National MedTrans, LLC	Ownership	100.000	UnitedHealth Group Incorporated		
		.00000	35-2456267				FMG Holdings, LLC	.DE.	NIA.	UnitedHealth Group Incorporated	Ownership	100.000	UnitedHealth Group Incorporated		
		.00000	86-0908902				For Health of Arizona, Inc.	.AZ.	NIA.	For Health, Inc.	Ownership	100.000	UnitedHealth Group Incorporated		
		.00000	33-0766617				For Health, Inc.	.DE.	NIA.	Inspiris, Inc.	Ownership	100.000	UnitedHealth Group Incorporated		
		.00000					Fortify Technologies Asia, LLC	.PHL.	NIA.	Savvysherpa, LLC	Ownership	99.000	UnitedHealth Group Incorporated		.1
		.00000					Fortify Technologies, LLC	.MN.	NIA.	Savvysherpa, LLC	Ownership	100.000	UnitedHealth Group Incorporated		
		.00000	20-3412606				Franklin Surgical Center, LLC	.NJ.	NIA.	SCA-Franklin, LLC	Ownership	55.000	UnitedHealth Group Incorporated		.1
		.00000	98-1172769				Frontier Medex Tanzania Limited	.TZA.	NIA.	UnitedHealthcare Global Medical (UK) Limited	Ownership	99.000	UnitedHealth Group Incorporated		
		.00000	98-1172769				Frontier Medex Tanzania Limited	.TZA.	NIA.	FrontierMEDEX Limited	Ownership	1.000	UnitedHealth Group Incorporated		
		.00000	68-0679514				FrontierMEDEX (RMS), Inc.	.DE.	NIA.	FMG Holdings, LLC	Ownership	100.000	UnitedHealth Group Incorporated		
		.00000	45-5339512				FrontierMEDEX Government Services, LLC	.DE.	NIA.	FMG Holdings, LLC	Ownership	100.000	UnitedHealth Group Incorporated		
		.00000	98-1147103				FrontierMEDEX Kenya Limited	.KEN.	NIA.	UnitedHealthcare Global Medical (UK) Limited	Ownership	99.900	UnitedHealth Group Incorporated		
		.00000	98-1147103				FrontierMEDEX Kenya Limited	.KEN.	NIA.	UnitedHealthcare International I B.V.	Ownership	0.100	UnitedHealth Group Incorporated		
		.00000	98-1101521				FrontierMEDEX Limited	.JRO.	NIA.	UnitedHealthcare Global Medical (UK) Limited	Ownership	100.000	UnitedHealth Group Incorporated		
		.00000	33-1219808				FrontierMEDEX US, Inc.	.DE.	NIA.	FMG Holdings, LLC	Ownership	100.000	UnitedHealth Group Incorporated		
		.00000	52-2230470				FrontierMEDEX, Inc.	.MN.	NIA.	FrontierMEDEX US, Inc.	Ownership	100.000	UnitedHealth Group Incorporated		
		.00000	63-0833765				Gadsden Surgery Center, LLC	.DE.	NIA.	SC Affiliates, LLC	Ownership	100.000	UnitedHealth Group Incorporated		
		.00000	62-1488653				Gadsden Surgery Center, Ltd.	.AL.	NIA.	Gadsden Surgery Center, LLC	Ownership	51.000	UnitedHealth Group Incorporated		.14
		.00000	62-1600268				Gainesville Surgery Center, L.P.	.TN.	NIA.	SCA-Northeast Georgia Health, LLC	Ownership	51.000	UnitedHealth Group Incorporated		.15
		.00000	37-0920164				gethealthinsurance.com Agency Inc.	.IN.	NIA.	Golden Rule Financial Corporation	Ownership	100.000	UnitedHealth Group Incorporated		

SCHEDULE Y  
PART 1A - DETAIL OF INSURANCE HOLDING COMPANY SYSTEM

1	2	3	4	5	6	7	8	9	10	11	12	13	14	15	16
Group Code	Group Name	NAIC Company Code	ID Number	Federal RSSD	CIK	Name of Securities Exchange if Publicly Traded (U.S. or International)	Names of Parent, Subsidiaries Or Affiliates	Domi-ciliary Location	Relation-ship to Reporting Entity	Directly Controlled by (Name of Entity/Person)	Type of Control (Ownership, Board, Management, Attorney-in-Fact, Influence, Other)	If Control is Ownership Provide Per-cent-age	Ultimate Controlling Entity(ies)/Person(s)	Is an SCA Filing Re-quired? (Y/N)	*
0707	UnitedHealth Group Incorporated	00000	65-1025514	3057283			Gladiolus Surgery Center, L.L.C.	FL	NIA	SCA-Gladiolus, LLC	Ownership	50.000	UnitedHealth Group Incorporated		1
		00000	62-1601450				Glenwood-SC, Inc.	TN	NIA	SC Affiliates, LLC	Ownership	100.000	UnitedHealth Group Incorporated		
		00000	20-3420886				Golden Outlook, Inc.	CA	NIA	Collaborative Care Holdings, LLC	Ownership	100.000	UnitedHealth Group Incorporated		
		00000	37-0855360				Golden Rule Financial Corporation	DE	NIA	UnitedHealth Group Incorporated	Ownership	100.000	UnitedHealth Group Incorporated		
		62286	37-6028756				Golden Rule Insurance Company	IN	IA	Golden Rule Financial Corporation	Ownership	100.000	UnitedHealth Group Incorporated		
		00000	33-0529450				Golden Triangle Surgicenter, L.P.	CA	NIA	Surgery Centers-West Holdings, LLC	Ownership	71.000	UnitedHealth Group Incorporated		16
		00000					Granite Peak Technologies, LLC	DE	NIA	Savvysherpa, LLC	Ownership	100.000	UnitedHealth Group Incorporated		
		00000	01-0619096				Grove Place Surgery Center, L.L.C.	FL	NIA	SCA-Grove Place, LLC	Ownership	52.580	UnitedHealth Group Incorporated		1
		00000	98-0213198				H&W Indemnity (SPC), Ltd.	CYM	NIA	UnitedHealth Group Incorporated	Ownership	100.000	UnitedHealth Group Incorporated		
		00000	26-1227494				H.I. Investments Holding Company, LLC	DE	NIA	Health Inventures, LLC	Ownership	100.000	UnitedHealth Group Incorporated		
0707	UnitedHealth Group Incorporated	79480	35-1279304				Harken Health Insurance Company	WI	IA	UnitedHealthcare, Inc.	Ownership	100.000	UnitedHealth Group Incorporated		
		00000					Hartford Surgery Center, LLC	CT	NIA	SunSurgery, LLC	Ownership	100.000	UnitedHealth Group Incorporated		
		00000	23-2171049				Health Business Systems, Inc.	PA	NIA	OptumRx Administrative Services, LLC	Ownership	100.000	UnitedHealth Group Incorporated		
		00000	20-5944768				Health Inventures Employment Solutions, LLC	DE	NIA	Health Inventures, LLC	Ownership	100.000	UnitedHealth Group Incorporated		
		00000	04-3723090				Health Inventures, LLC	DE	NIA	SC Affiliates, LLC	Ownership	100.000	UnitedHealth Group Incorporated		
		00000	98-0153069				Health Net Services (Bermuda) Ltd.	BMU	NIA	Oxford Health Plans LLC	Ownership	100.000	UnitedHealth Group Incorporated		
		96342	88-0201035				Health Plan of Nevada, Inc.	NV	IA	Sierra Health Services, Inc.	Ownership	100.000	UnitedHealth Group Incorporated		
		00000	95-4763349				HealthAllies, Inc.	DE	NIA	OptumHealth Holdings, LLC	Ownership	100.000	UnitedHealth Group Incorporated		
		00000	77-0693060				Healthcare Solutions, Inc.	DE	NIA	OptumRx Administrative Services, LLC	Ownership	100.000	UnitedHealth Group Incorporated		
		00000					HealthFirst IPA, Inc.	CO	NIA	New West Physicians, Inc.	Ownership	100.000	UnitedHealth Group Incorporated		
0707	UnitedHealth Group Incorporated	00000	84-1472832				Highlands Ranch Healthcare, LLC	CO	NIA	Urgent Care MSO, LLC	Ownership	100.000	UnitedHealth Group Incorporated		
		00000	20-8910978				Hospice Inspiris Holdings, Inc.	TN	NIA	Inspiris, Inc.	Ownership	100.000	UnitedHealth Group Incorporated		
		00000	98-1286038				Hospitais Associados de Pernambuco Ltda.	BRA	NIA	Esho – Empresa de Serviços Hospitalares S.A.	Ownership	90.000	UnitedHealth Group Incorporated		2
		00000	98-1111920				Hospital Alvorada de Taguatinga Ltda.	BRA	NIA	Anil Assistência Médica Internacional S.A.	Ownership	89.060	UnitedHealth Group Incorporated		
		00000	98-1111920				Hospital Alvorada de Taguatinga Ltda.	BRA	NIA	Bosque Medical Center Ltda.	Ownership	10.940	UnitedHealth Group Incorporated		
		00000	98-1389272				Hospital Ana Costa S.A.	BRA	NIA	Plano de Saúde Ana Costa Ltda.	Ownership	57.412	UnitedHealth Group Incorporated		2
		00000	98-1389272				Hospital Alvorada de Taguatinga Ltda.	BRA	NIA	Hospital Alvorada de Taguatinga Ltda.	Ownership	33.369	UnitedHealth Group Incorporated		2
		00000	98-1310065				Hospital de Clínicas de Jacarepaguá Ltda.	BRA	NIA	Esho – Empresa de Serviços Hospitalares S.A.	Ownership	100.000	UnitedHealth Group Incorporated		
		00000	98-1310065				Hospital de Clínicas de Jacarepaguá Ltda.	BRA	NIA	Cemed Care – Empresa de Atendimento Clínico Geral Ltda.	Ownership	0.000	UnitedHealth Group Incorporated		
		00000	98-1328324				Hospital Samaritano de São Paulo Ltda.	BRA	NIA	Esho – Empresa de Serviços Hospitalares S.A.	Ownership	100.000	UnitedHealth Group Incorporated		
0707	UnitedHealth Group Incorporated	00000	98-1328324				Hospital Samaritano de São Paulo Ltda.	BRA	NIA	Hospital Alvorada de Taguatinga Ltda.	Ownership	0.000	UnitedHealth Group Incorporated		
		00000	98-132673				Hospital Santa Helena S.A.	BRA	NIA	Elual Participações S.A.	Ownership	65.210	UnitedHealth Group Incorporated		
		00000	98-1332673				Hospital Santa Helena S.A.	BRA	NIA	Esho – Empresa de Serviços Hospitalares S.A.	Ownership	34.790	UnitedHealth Group Incorporated		
		00000	26-2912304				Humedica, Inc.	DE	NIA	United HealthCare Services, Inc.	Ownership	100.000	UnitedHealth Group Incorporated		
		00000	36-4331825				Hygeia Corporation	DE	NIA	UnitedHealth International, Inc.	Ownership	100.000	UnitedHealth Group Incorporated		
		00000	98-1106075				Hygeia Corporation	CAN	NIA	UnitedHealth Group International L.P.	Ownership	100.000	UnitedHealth Group Incorporated		
		00000					Imed Star – Serviços de Desempenho Organizacional Ltda.	BRA	NIA	Optum Health & Technology Serviços do Brasil Ltda.	Ownership	100.000	UnitedHealth Group Incorporated		
		00000					Imed Star – Serviços de Desempenho Organizacional Ltda.	BRA	NIA	UHG Brasil Participações S.A.	Ownership	0.000	UnitedHealth Group Incorporated		
		00000	20-4351923				Impel Consulting Experts, L.L.C.	TX	NIA	Impel Management Services, L.L.C.	Ownership	100.000	UnitedHealth Group Incorporated		
		00000	75-2574317				Impel Management Services, L.L.C.	TX	NIA	USMD Holdings, Inc.	Ownership	100.000	UnitedHealth Group Incorporated		
0707	UnitedHealth Group Incorporated	00000	62-1484043				Indian River Surgery Center, Ltd.	FL	NIA	Surgery Center of Vero Beach, Inc.	Ownership	59.000	UnitedHealth Group Incorporated		16
		00000	26-0711388				Indian River Surgery Properties, LLC	FL	NIA	Surgery Center of Vero Beach, Inc.	Ownership	100.000	UnitedHealth Group Incorporated		
		00000	45-4132005				Indiana Care Organization, LLC	IN	NIA	AFN Target Holdings, LLC	Ownership	100.000	UnitedHealth Group Incorporated		
		00000	62-1641102				Ingram & Associates, LLC	TN	NIA	Optum360, LLC	Ownership	100.000	UnitedHealth Group Incorporated		
		00000	33-0018673				Inland Surgery Center, L.P.	CA	NIA	Redlands Ambulatory Surgery Center	Ownership	51.000	UnitedHealth Group Incorporated		17
		00000	88-0482274				inPharmative, Inc.	NV	NIA	Catamaran Health Solutions, LLC	Ownership	100.000	UnitedHealth Group Incorporated		
		00000													
		00000													
		00000													
		00000													

SCHEDULE Y  
PART 1A - DETAIL OF INSURANCE HOLDING COMPANY SYSTEM

1	2	3	4	5	6	7	8	9	10	11	12	13	14	15	16
Group Code	Group Name	NAIC Company Code	ID Number	Federal RSSD	CIK	Name of Securities Exchange if Publicly Traded (U.S. or International)	Names of Parent, Subsidiaries Or Affiliates	Domi-ciliary Location	Relation-ship to Reporting Entity	Directly Controlled by (Name of Entity/Person)	Type of Control (Ownership, Board, Management, Attorney-in-Fact, Influence, Other)	If Control is Owner-ship Provide Percen-tage	Ultimate Controlling Entity(ies)/Person(s)	Is an SCA Filing Re-quired? (Y/N)	*
		.00000	13-4138668				INSPIRIS of New York IPA, Inc. ....	.NY.	NIA.....	Inspiris, Inc. ....	Ownership.....	100.000	UnitedHealth Group Incorporated		
		.00000	13-4138665				INSPIRIS of New York Management, Inc. ....	.NY.	NIA.....	Inspiris, Inc. ....	Ownership.....	100.000	UnitedHealth Group Incorporated		
		.00000	26-2885572				INSPIRIS of Texas Physician Group .....	.TX.	NIA.....	Inspiris Services Company .....	Ownership.....	100.000	UnitedHealth Group Incorporated		
		.00000	26-0683057				Inspiris Services Company .....	.TN.	NIA.....	Inspiris, Inc. ....	Ownership.....	100.000	UnitedHealth Group Incorporated		
		.00000	33-0766366				Inspiris, Inc. ....	.DE.	NIA.....	Collaborative Care Holdings, LLC .....	Ownership.....	100.000	UnitedHealth Group Incorporated		
		.00000					IRX Financing I LLC .....	.DE.	NIA.....	OptumRx Administrative Services, LLC .....	Ownership.....	100.000	UnitedHealth Group Incorporated		
							Lifeprint Accountable Care Organization, LLC								
		.00000	32-0409538					.DE.	NIA.....	Collaborative Care Holdings, LLC .....	Ownership.....	100.000	UnitedHealth Group Incorporated		
		.00000	45-3143218				Lifeprint East, Inc. ....	.DE.	NIA.....	Collaborative Care Holdings, LLC .....	Ownership.....	100.000	UnitedHealth Group Incorporated		
		.00000	27-2309024				LifePrint Health, Inc. ....	.DE.	NIA.....	Collaborative Care Holdings, LLC .....	Ownership.....	100.000	UnitedHealth Group Incorporated		
		.00000	39-1974851				Logistics Health, Inc. ....	.WI.	NIA.....	OptumHealth Holdings, LLC .....	Ownership.....	100.000	UnitedHealth Group Incorporated		
							Lotten-Eyes Oftalmologia Clinica e Cirurgica Ltda. ....	.BRA.	NIA.....	Hospital Alvorada de Taguatinga Ltda. ....	Ownership.....	100.000	UnitedHealth Group Incorporated		
		.00000	98-1337963				Lotten-Eyes Oftalmologia Clinica e Cirurgica Ltda. ....	.BRA.	NIA.....	S.A. ....	Ownership.....	0.000	UnitedHealth Group Incorporated		
		.00000	98-1337963				Louisville S.C., Ltd. ....	.KY.	NIA.....	Surgery Center of Louisville, LLC .....	Ownership.....	51.000	UnitedHealth Group Incorporated		.18
		.00000	62-1179566				Louisville-SC Properties, Inc. ....	.KY.	NIA.....	SC Affiliates, LLC .....	Ownership.....	100.000	UnitedHealth Group Incorporated		
							Loyola Ambulatory Surgery Center at Oakbrook, Inc. ....	.IL.	NIA.....	ASC Network, LLC .....	Ownership.....	100.000	UnitedHealth Group Incorporated		
		.00000	98-1137620				Lusiadas - Parcerias Cascais, S.A. ....	.PRT.	NIA.....	Lusiadas, SGPS, S.A. ....	Ownership.....	100.000	UnitedHealth Group Incorporated		
		.00000	98-1139095				Lusiadas A.C.E. ....	.PRT.	NIA.....	Lusiadas, SGPS, S.A. ....	Ownership.....	70.000	UnitedHealth Group Incorporated		
		.00000	98-1139095				Lusiadas A.C.E. ....	.PRT.	NIA.....	Lusiadas - Parcerias Cascais, S.A. ....	Ownership.....	20.000	UnitedHealth Group Incorporated		
		.00000	98-1139095				Lusiadas A.C.E. ....	.PRT.	NIA.....	Lusiadas, S.A. ....	Ownership.....	10.000	UnitedHealth Group Incorporated		
		.00000	98-1139089				Lusiadas, S.A. ....	.PRT.	NIA.....	Lusiadas, SGPS, S.A. ....	Ownership.....	100.000	UnitedHealth Group Incorporated		
		.00000	98-1138570				Lusiadas, SGPS, S.A. ....	.PRT.	NIA.....	Anil International .....	Ownership.....	100.000	UnitedHealth Group Incorporated		
		.00000	52-2129787				MAISI Insurance Resources, LLC .....	.MD.	NIA.....	OneNet PPO, LLC .....	Ownership.....	100.000	UnitedHealth Group Incorporated		
.0707	UnitedHealth Group Incorporated	.60321	52-1803283				MAISI Life and Health Insurance Company .....	.MD.	.IA.....	United HealthCare Services, Inc. ....	Ownership.....	100.000	UnitedHealth Group Incorporated		
		.00000	14-1782475				Managed Physical Network, Inc. ....	.NY.	NIA.....	OptumHealth Care Solutions, LLC .....	Ownership.....	100.000	UnitedHealth Group Incorporated		
		.00000	20-2880404				March Holdings, Inc. ....	.CA.	NIA.....	Specialty Benefits, LLC .....	Ownership.....	100.000	UnitedHealth Group Incorporated		
		.00000	20-3042852				March Vision Care, Inc. ....	.CA.	NIA.....	March Holdings, Inc. ....	Ownership.....	100.000	UnitedHealth Group Incorporated		
		.00000	26-2601943				Marin Surgery Holdings, Inc. ....	.DE.	NIA.....	SC Affiliates, LLC .....	Ownership.....	100.000	UnitedHealth Group Incorporated		
		.00000	52-1456812				Maryland Ambulatory Centers .....	.MD.	NIA.....	Maryland-SCA Centers, LLC .....	Ownership.....	50.000	UnitedHealth Group Incorporated		.1
		.00000	52-1401791				Maryland-SCA Centers, LLC .....	.DE.	NIA.....	SC Affiliates, LLC .....	Ownership.....	100.000	UnitedHealth Group Incorporated		
		.00000	62-1600267				McKenzie Surgery Center, L.P. ....	.TN.	NIA.....	SCA-Eugene, Inc. ....	Ownership.....	51.000	UnitedHealth Group Incorporated		.19
							North American Medical Management								
.0707	UnitedHealth Group Incorporated	.00000	42-1741594				MD Ops, Inc. ....	.CA.	NIA.....	California, Inc. ....	Ownership.....	100.000	UnitedHealth Group Incorporated		
		.96310	52-1169135				MD-Individual Practice Association, Inc. ....	.MD.	.IA.....	United HealthCare Services, Inc. ....	Ownership.....	100.000	UnitedHealth Group Incorporated		
		.00000					Medalliance Net Ltda. ....	.BRA.	NIA.....	Optum Health & Technology Servicos do Brasil Ltda. ....	Ownership.....	100.000	UnitedHealth Group Incorporated		
		.00000					Medalliance Net Ltda. ....	.BRA.	NIA.....	UHG Brasil Participações S.A. ....	Ownership.....	0.000	UnitedHealth Group Incorporated		
		.00000	52-2178531				MEDEX Insurance Services, Inc. ....	.MD.	NIA.....	FrontierMEDEX, Inc. ....	Ownership.....	100.000	UnitedHealth Group Incorporated		
		.00000	20-3824377				MedExpress Development, LLC .....	.FL.	NIA.....	Urgent Care MSO, LLC .....	Ownership.....	100.000	UnitedHealth Group Incorporated		
		.00000	32-0533926				MedExpress Urgent Care Alabama, LLC .....	.AL.	NIA.....	Urgent Care Holdings, Inc. ....	Ownership.....	100.000	UnitedHealth Group Incorporated		
		.00000	82-1719888				MedExpress Urgent Care Maine, Inc. ....	.ME.	NIA.....	Urgent Care Holdings, Inc. ....	Ownership.....	100.000	UnitedHealth Group Incorporated		
		.00000	82-0631738				MedExpress Urgent Care New Hampshire, Inc. ....	.NH.	NIA.....	Urgent Care Holdings, Inc. ....	Ownership.....	100.000	UnitedHealth Group Incorporated		
							MedExpress Urgent Care of Boynton Beach, LLC								
		.00000	20-2545363					.FL.	NIA.....	MedExpress Development, LLC .....	Ownership.....	100.000	UnitedHealth Group Incorporated		
		.00000					MedExpress Urgent Care, Inc. - Ohio	.OH.	NIA.....	Urgent Care Holdings, Inc. ....	Ownership.....	100.000	UnitedHealth Group Incorporated		
.0707	UnitedHealth Group Incorporated	.12756	20-3391186				Medica Health Plans of Florida, Inc. ....	.FL.	.IA.....	United HealthCare Services, Inc. ....	Ownership.....	100.000	UnitedHealth Group Incorporated		
.0707	UnitedHealth Group Incorporated	.12155	01-0788576				Medica HealthCare Plans, Inc. ....	.FL.	.IA.....	United HealthCare Services, Inc. ....	Ownership.....	100.000	UnitedHealth Group Incorporated		
		.00000	75-2566987				Medical Clinic of North Texas PLLC .....	.TX.	NIA.....	USMD Affiliated Services .....	Ownership.....	100.000	UnitedHealth Group Incorporated		
		.00000	26-0636717				Medical Surgical Centers of America, Inc. ....	.DE.	NIA.....	ASC Network, LLC .....	Ownership.....	100.000	UnitedHealth Group Incorporated		
		.00000	32-0037402				Medical Transportation Services, LLC .....	.FL.	NIA.....	United HealthCare Services, Inc. ....	Ownership.....	100.000	UnitedHealth Group Incorporated		
		.00000	75-2515691				MedSynergies, LLC .....	.DE.	NIA.....	Mustang Razorback Holdings, Inc. ....	Ownership.....	100.000	UnitedHealth Group Incorporated		

SCHEDULE Y  
PART 1A - DETAIL OF INSURANCE HOLDING COMPANY SYSTEM

1	2	3	4	5	6	7	8	9	10	11	12	13	14	15	16
Group Code	Group Name	NAIC Company Code	ID Number	Federal RSSD	CIK	Name of Securities Exchange if Publicly Traded (U.S. or International)	Names of Parent, Subsidiaries Or Affiliates	Domi-ciliary Location	Relation-ship to Reporting Entity	Directly Controlled by (Name of Entity/Person)	Type of Control (Ownership, Board, Management, Attorney-in-Fact, Influence, Other)	If Control is Ownership Provide Percentage	Ultimate Controlling Entity(ies)/Person(s)	Is an SCA Filing Re-quired? (Y/N)	*
		.00000	58-2101921				Melbourne Surgery Center, LLC	.GA	NIA	Surgical Care Partners of Melbourne, LLC	Ownership	100.000	UnitedHealth Group Incorporated		
		.00000	62-1590322				Memphis-SC, LLC	.TN	NIA	SCA-Shelby Development Corp.	Ownership	100.000	UnitedHealth Group Incorporated		
		.00000	62-1590324				Memphis-SP, LLC	.TN	NIA	Shelby Surgery Properties, Inc.	Ownership	100.000	UnitedHealth Group Incorporated		
		.00000	59-3392313				Metro I Stone Management, Ltd.	.TX	NIA	USMD Inc.	Ownership	60.000	UnitedHealth Group Incorporated		2
		.00000	52-2303928				Metropolitan Medical Partners, LLC	.MD	NIA	SCA-Chevy Chase, LLC	Ownership	59.350	UnitedHealth Group Incorporated		1
							Metropolitan Medical Transportation IPA, LLC								
		.00000	20-8998927					.NY	NIA	National MedTrans, LLC	Ownership	100.000	UnitedHealth Group Incorporated		
		.00000	27-2252446				MHC Real Estate Holdings, LLC	.CA	NIA	Monarch Management Services, Inc.	Ownership	100.000	UnitedHealth Group Incorporated		
		.00000	27-2439806				Mississippi Surgery Holdings, LLC	.DE	NIA	SCA Surgery Holdings, LLC	Ownership	100.000	UnitedHealth Group Incorporated		
							Mississippi Surgical Center Limited Partnership								
		.00000	62-1417391					.MS	NIA	Mississippi Surgery Holdings, LLC	Ownership	59.000	UnitedHealth Group Incorporated		20
		.00000	46-3949765				MN Waypoint Sports Physical Therapy, Inc.	.DE	NIA	Orthology, Inc.	Ownership	100.000	UnitedHealth Group Incorporated		
		.00000	31-1191553				Modern Medical, Inc.	.OH	NIA	Healthcare Solutions, Inc.	Ownership	100.000	UnitedHealth Group Incorporated		
		.00000	45-3142852				Monarch Management Services, Inc.	.DE	NIA	Collaborative Care Holdings, LLC	Ownership	100.000	UnitedHealth Group Incorporated		
		.00000	81-1633765				MSIA Management LLC	.DE	NIA	Logistics Health, Inc.	Ownership	100.000	UnitedHealth Group Incorporated		
		.00000	62-1506649				Mt. Pleasant Surgery Center, L.P.	.TN	NIA	SCA-Mt. Pleasant, LLC	Ownership	51.000	UnitedHealth Group Incorporated		21
										Esho – Empresa de Serviços Hospitalares S.A.	Ownership	68.000	UnitedHealth Group Incorporated		2
		.00000	98-1285432				Multiangio Ltda.	.BRA	NIA		Ownership	68.000	UnitedHealth Group Incorporated		2
		.00000	20-4209261				Muskogee Surgical Investors, LLC	.DE	NIA	Surgery Center of Muskogee, LLC	Ownership	51.000	UnitedHealth Group Incorporated		1
		.00000	47-1935798				Mustang Razorback Holdings, Inc.	.DE	NIA	OptumInsight, Inc.	Ownership	100.000	UnitedHealth Group Incorporated		
		.00000	26-2564744				My Wellness Solutions, LLC	.DE	NIA	OptumHealth Care Solutions, LLC	Ownership	100.000	UnitedHealth Group Incorporated		
		.00000	20-3236839				NAMM Holdings, Inc.	.DE	NIA	Aveta Inc.	Ownership	100.000	UnitedHealth Group Incorporated		
		.00000	62-1468431				Nashville-SCA Surgery Centers, Inc.	.TN	NIA	SC Affiliates, LLC	Ownership	100.000	UnitedHealth Group Incorporated		
		.00000	47-2336925				National MedTrans, LLC	.NY	NIA	Specialty Benefits, LLC	Ownership	100.000	UnitedHealth Group Incorporated		
.0707	UnitedHealth Group Incorporated	.95251	76-0196559				National Pacific Dental, Inc.	.TX	.IA	Dental Benefit Providers, Inc.	Ownership	100.000	UnitedHealth Group Incorporated		
		.00000	36-3549627				National Surgery Centers, LLC	.DE	NIA	Surgical Care Affiliates, LLC	Ownership	100.000	UnitedHealth Group Incorporated		
		.00000	68-0293690				National Surgery Centers-Santa Monica, LLC	.DE	NIA	National Surgery Centers, LLC	Ownership	100.000	UnitedHealth Group Incorporated		
.0707	UnitedHealth Group Incorporated	.95123	65-0996107				Neighborhood Health Partnership, Inc.	.FL	.IA	UnitedHealthcare, Inc.	Ownership	100.000	UnitedHealth Group Incorporated		
		.00000	20-4755277				Networkes, LLC	.TN	NIA	Payment Resolution Services, LLC	Ownership	100.000	UnitedHealth Group Incorporated		
.0707	UnitedHealth Group Incorporated	.95758	88-0228572				Nevada Pacific Dental	.NV	.IA	Dental Benefit Providers, Inc.	Ownership	100.000	UnitedHealth Group Incorporated		
		.00000	84-1250135				New West Physicians, Inc.	.CO	NIA	Newton Holdings, LLC	Ownership	100.000	UnitedHealth Group Incorporated		
		.00000					Newton Holdings, LLC	.DE	NIA	Collaborative Care Holdings, LLC	Ownership	80.100	UnitedHealth Group Incorporated		2
							North American Medical Management – Illinois, Inc.	.IL	NIA	NAMM Holdings, Inc.	Ownership	100.000	UnitedHealth Group Incorporated		
		.00000	36-3984647				North American Medical Management California, Inc.								
		.00000	33-0673955				Northern Nevada Health Network, Inc.	.TN	NIA	NAMM Holdings, Inc.	Ownership	100.000	UnitedHealth Group Incorporated		
		.00000	88-0245121				Northern Nevada Health Network, Inc.	.NV	NIA	Sierra Health Services, Inc.	Ownership	100.000	UnitedHealth Group Incorporated		
		.00000	63-1240726				Northern Rockies Surgery Center, L.P.	.TN	NIA	Northern Rockies Surgicenter, Inc.	Ownership	51.000	UnitedHealth Group Incorporated		22
		.00000	81-0399251				Northern Rockies Surgicenter, Inc.	.MT	NIA	National Surgery Centers, LLC	Ownership	100.000	UnitedHealth Group Incorporated		
		.00000	37-1007387				Northwest Surgicare, LLC	.DE	NIA	Surgery Center Holding, LLC	Ownership	100.000	UnitedHealth Group Incorporated		
		.00000	75-2494046				Northwest Surgicare, Ltd.	.IL	NIA	Northwest Surgicare, LLC	Ownership	51.000	UnitedHealth Group Incorporated		23
		.00000	56-1754480				NSC Fayetteville, LLC	.DE	NIA	National Surgery Centers, LLC	Ownership	100.000	UnitedHealth Group Incorporated		
		.00000	56-1775016				NSC Greensboro, LLC	.DE	NIA	National Surgery Centers, LLC	Ownership	100.000	UnitedHealth Group Incorporated		
		.00000	36-4210296				NSC Lancaster, LLC	.DE	NIA	National Surgery Centers, LLC	Ownership	100.000	UnitedHealth Group Incorporated		
		.00000	91-1553479				NSC Seattle, Inc.	.WA	NIA	National Surgery Centers, LLC	Ownership	100.000	UnitedHealth Group Incorporated		
		.00000	33-0812824				NSC Upland, LLC	.DE	NIA	National Surgery Centers, LLC	Ownership	100.000	UnitedHealth Group Incorporated		
		.00000	46-5025690				NYSCA, LLC	.NY	NIA	Surgical Care Affiliates, LLC	Ownership	100.000	UnitedHealth Group Incorporated		
		.00000	52-2129786				OneNet PPO, LLC	.MD	NIA	UnitedHealthcare Insurance Company	Ownership	100.000	UnitedHealth Group Incorporated		
.0707	UnitedHealth Group Incorporated	.96940	52-1518174				Optimum Choice, Inc.	.MD	.IA	UnitedHealthCare Services, Inc.	Ownership	100.000	UnitedHealth Group Incorporated		
		.00000	47-0858534	3202702			Optum Bank, Inc.	.UT	NIA	OptumHealth Financial Services, Inc.	Ownership	100.000	UnitedHealth Group Incorporated		
		.00000	36-3437660				Optum Biometrics, Inc.	.IL	NIA	OptumHealth Care Solutions, LLC	Ownership	100.000	UnitedHealth Group Incorporated		
		.00000	37-1782217		0001641013		Optum Clinics Holdings, Inc.	.DE	NIA	Collaborative Care Holdings, LLC	Ownership	97.200	UnitedHealth Group Incorporated		2
		.00000	38-3969193				Optum Clinics Intermediate Holdings, Inc.	.DE	NIA	Optum Clinics Holdings, Inc.	Ownership	100.000	UnitedHealth Group Incorporated		
		.00000					Optum Digital Health Holdings, LLC	.DE	NIA	Consumer Wellness Solutions, Inc.	Ownership	100.000	UnitedHealth Group Incorporated		

SCHEDULE Y  
PART 1A - DETAIL OF INSURANCE HOLDING COMPANY SYSTEM

1	2	3	4	5	6	7	8	9	10	11	12	13	14	15	16
Group Code	Group Name	NAIC Company Code	ID Number	Federal RSSD	CIK	Name of Securities Exchange if Publicly Traded (U.S. or International)	Names of Parent, Subsidiaries Or Affiliates	Domi-ciliary Location	Relation-ship to Reporting Entity	Directly Controlled by (Name of Entity/Person)	Type of Control (Ownership, Board, Management, Attorney-in-Fact, Influence, Other)	If Control is Owner-ship Provide Percen-tage	Ultimate Controlling Entity(ies)/Person(s)	Is an SCA Filing Re-quired? (Y/N)	*
		.00000	98-1325466				Optum Finance (Ireland) Unlimited Company Limited	.IRL	NIA	Optum Services (Ireland) Limited	Ownership	100.000	UnitedHealth Group Incorporated		
		.00000	98-1103015				Optum Global Solutions (India) Private Limited	.IND	NIA	Optum Global Solutions International B.V.	Ownership	99.900	UnitedHealth Group Incorporated		
		.00000	98-1103015				Optum Global Solutions (India) Private Limited	.IND	NIA	UnitedHealth International, Inc.	Ownership	0.100	UnitedHealth Group Incorporated		
		.00000	98-1097776				Optum Global Solutions (Philippines), Inc.	.PHL	NIA	Optum Global Solutions International B.V.	Ownership	99.992	UnitedHealth Group Incorporated		3
		.00000	98-1201187				Optum Global Solutions International B.V.	.NLD	NIA	Optum Technology, Inc.	Ownership	100.000	UnitedHealth Group Incorporated		
		.00000	04-3574101				Optum Government Solutions, Inc.	.DE	NIA	OptumInsight, Inc.	Ownership	100.000	UnitedHealth Group Incorporated		
		.00000	98-1185943				Optum Health & Technology (Australia) Pty Ltd	.AUS	NIA	Optum UK Solutions Group Limited	Ownership	100.000	UnitedHealth Group Incorporated		
		.00000	98-1095799				Optum Health & Technology (India) Private Limited	.IND	NIA	OptumHealth International B.V.	Ownership	99.996	UnitedHealth Group Incorporated		
		.00000	98-1095799				Optum Health & Technology (India) Private Limited	.IND	NIA	United Behavioral Health	Ownership	0.004	UnitedHealth Group Incorporated		
		.00000	98-1097886				Optum Health & Technology (Singapore) Pte. Ltd.	.SGP	NIA	OptumHealth International B.V.	Ownership	100.000	UnitedHealth Group Incorporated		
		.00000	98-1095879				Optum Health & Technology (UK) Limited	.GBR	NIA	Optum UK Solutions Group Limited	Ownership	100.000	UnitedHealth Group Incorporated		
		.00000	20-2149493				Optum Health & Technology (US), LLC	.MO	NIA	United Behavioral Health	Ownership	100.000	UnitedHealth Group Incorporated		
		.00000	43-1747235				Optum Health & Technology Holdings (US), Inc.	.MO	NIA	Optum, Inc.	Ownership	100.000	UnitedHealth Group Incorporated		
		.00000	98-1184561				Optum Health & Technology Serviços do Brasil Ltda.	.BRA	NIA	Optum Global Solutions International B.V.	Ownership	99.996	UnitedHealth Group Incorporated		
		.00000	98-1184561				Optum Health & Technology Serviços do Brasil Ltda.	.BRA	NIA	OptumInsight, Inc.	Ownership	0.004	UnitedHealth Group Incorporated		
		.00000	98-1276517				Optum Health and Technology FZ-LLC	.ARE	NIA	Optum Global Solutions International B.V.	Ownership	100.000	UnitedHealth Group Incorporated		
		.00000	98-1097921				Optum Health Services (Canada) Ltd.	.CAN	NIA	Inc.	Ownership	100.000	UnitedHealth Group Incorporated		
		.00000	98-1147355				Optum Health Solutions (Australia) Pty Ltd	.AUS	NIA	Optum UK Solutions Groups Limited	Ownership	100.000	UnitedHealth Group Incorporated		
		.00000	58-2068880		0001460656		Optum Health Solutions (UK) Limited	.GBR	NIA	Optum UK Solutions Group Limited	Ownership	100.000	UnitedHealth Group Incorporated		
		.00000	20-0212381				Optum Healthcare of Illinois, Inc.	.GA	NIA	Optum Women's and Children's Health, LLC	Ownership	100.000	UnitedHealth Group Incorporated		
		.00000	31-0628424				Optum Hospice Pharmacy Services, LLC	.DE	NIA	Catamaran Health Solutions, LLC	Ownership	100.000	UnitedHealth Group Incorporated		
0707	UnitedHealth Group Incorporated	.69647	46-4734521				Optum Insurance of Ohio, Inc.	.OHL	IA	OptumRx PBM of Maryland, LLC	Ownership	100.000	UnitedHealth Group Incorporated		
		.00000	98-1249178				Optum Labs Dimensions, Inc.	.DE	NIA	Optum Labs, Inc.	Ownership	100.000	UnitedHealth Group Incorporated		
		.00000	46-1615964				Optum Labs International (UK) Limited	.GBR	NIA	Optum, Inc.	Ownership	100.000	UnitedHealth Group Incorporated		
		.00000	98-1209730				Optum Labs, Inc.	.DE	NIA	Optum, Inc.	Ownership	100.000	UnitedHealth Group Incorporated		
		.00000	98-1098190				Optum Life Sciences (Canada) Inc.	.CAN	NIA	OptumInsight Life Sciences, Inc.	Ownership	100.000	UnitedHealth Group Incorporated		
		.00000	90-1001805				Optum Management Consulting (Shanghai) Co., Ltd.	.CHN	NIA	Optum Health & Technology Holdings (US), Inc.	Ownership	100.000	UnitedHealth Group Incorporated		
		.00000	58-1873062				Optum Nevada Accountable Care Organization LLC	.DE	NIA	Collaborative Care Holdings, LLC	Ownership	100.000	UnitedHealth Group Incorporated		
		.00000	98-1097761				Optum of New York, Inc.	.NY	NIA	Optum Women's and Children's Health, LLC	Ownership	100.000	UnitedHealth Group Incorporated		
		.00000	20-8911466				Optum Operations (Ireland) Limited	.IRL	NIA	Optum Global Solutions International B.V.	Ownership	100.000	UnitedHealth Group Incorporated		
		.00000	20-8911303				Optum Palliative and Hospice Care of Pennsylvania, Inc.	.TN	NIA	Hospice Inspiris Holdings, Inc.	Ownership	100.000	UnitedHealth Group Incorporated		
		.00000	30-0226127				Optum Palliative and Hospice Care of Texas, Inc.	.TN	NIA	Hospice Inspiris Holdings, Inc.	Ownership	100.000	UnitedHealth Group Incorporated		
		.00000	20-4581265				Optum Palliative and Hospice Care, Inc.	.DE	NIA	Collaborative Care Holdings, LLC	Ownership	100.000	UnitedHealth Group Incorporated		
		.00000	46-3328009				Optum Public Sector Solutions, Inc.	.DE	NIA	OptumInsight, Inc.	Ownership	100.000	UnitedHealth Group Incorporated		
		.00000	98-1307821				Optum Rocket, Inc.	.DE	NIA	OptumInsight, Inc.	Ownership	100.000	UnitedHealth Group Incorporated		
		.00000	66-0870003				Optum Services (Ireland) Limited	.IRL	NIA	UnitedHealthcare International II S.á r.l.	Ownership	100.000	UnitedHealth Group Incorporated		
		.00000	45-4683454				Optum Services (Puerto Rico) LLC		NIA	UnitedHealthcare International III B.V.	Ownership	100.000	UnitedHealth Group Incorporated		
		.00000					Optum Services, Inc.	.DE	NIA	Optum, Inc.	Ownership	100.000	UnitedHealth Group Incorporated		

ANNUAL STATEMENT FOR THE YEAR 2017 OF THE UnitedHealthcare Community Plan of Ohio, Inc.

SCHEDULE Y  
PART 1A - DETAIL OF INSURANCE HOLDING COMPANY SYSTEM

1	2	3	4	5	6	7	8	9	10	11	12	13	14	15	16
Group Code	Group Name	NAIC Company Code	ID Number	Federal RSSD	CIK	Name of Securities Exchange if Publicly Traded (U.S. or International)	Names of Parent, Subsidiaries Or Affiliates	Domi-ciliary Location	Relation-ship to Reporting Entity	Directly Controlled by (Name of Entity/Person)	Type of Control (Ownership, Board, Management, Attorney-in-Fact, Influence, Other)	If Control is Owner-ship Provide Percen-tage	Ultimate Controlling Entity(ies)/Person(s)	Is an SCA Filing Re-quired? (Y/N)	*
		.00000	98-1284698				Optum Solutions do Brasil – Tecnologia e Serviços de Suporte Ltda.	.BRA	.NIA	Optum Global Solutions International B.V.	Ownership	100.000	UnitedHealth Group Incorporated		
		.00000	98-1284698				Optum Solutions do Brasil – Tecnologia e Serviços de Suporte Ltda.	.BRA	.NIA	OptumHealth International B.V.	Ownership	.0.000	UnitedHealth Group Incorporated		
		.00000	98-0644599				Optum Solutions UK Holdings Limited	.GBR	.NIA	Optum Health & Technology Holdings (US), Inc.	Ownership	100.000	UnitedHealth Group Incorporated		
		.00000	46-5713629				Optum Technology, Inc.	.DE	.NIA	Optum, Inc.	Ownership	100.000	UnitedHealth Group Incorporated		
		.00000	98-1097769				Optum UK Solutions Group Limited	.GBR	.NIA	Optum Solutions UK Holdings Limited	Ownership	100.000	UnitedHealth Group Incorporated		
		.00000	58-2205984		0001460641		Optum Women's and Children's Health, LLC	.DE	.NIA	My Wellness Solutions, LLC	Ownership	100.000	UnitedHealth Group Incorporated		
		.00000	30-0580620	3119994			Optum, Inc.	.DE	.NIA	United HealthCare Services, Inc.	Ownership	100.000	UnitedHealth Group Incorporated		
		.00000	46-3983926				Optum360 Services, Inc.	.DE	.NIA	Optum Rocket, Inc.	Ownership	69.000	UnitedHealth Group Incorporated		2
		.00000	82-3446942				Optum360 Solutions, LLC	.DE	.NIA	OptumInsight, Inc.	Ownership	100.000	UnitedHealth Group Incorporated		
		.00000	46-3328307				Optum360, LLC	.DE	.NIA	Optum Rocket, Inc.	Ownership	75.000	UnitedHealth Group Incorporated		2
		.00000	41-1591944				OptumHealth Care Solutions, LLC	.DE	.NIA	OptumInsight, Inc.	Ownership	100.000	UnitedHealth Group Incorporated		
		.00000	47-0858530				OptumHealth Financial Services, Inc.	.DE	.NIA	OptumHealth Holdings, LLC	Ownership	100.000	UnitedHealth Group Incorporated		
		.00000	47-1192395				OptumHealth Holdings, LLC	.DE	.NIA	Optum, Inc.	Ownership	100.000	UnitedHealth Group Incorporated		
		.00000	98-1106868				OptumHealth International B.V.	.NLD	.NIA	UnitedHealthcare Europe S.á r. l.	Ownership	100.000	UnitedHealth Group Incorporated		
		.00000					OptumInsight Holdings, LLC	.DE	.NIA	Optum, Inc.	Ownership	100.000	UnitedHealth Group Incorporated		
		.00000	04-3383745				OptumInsight Life Sciences, Inc.	.DE	.NIA	OptumInsight, Inc.	Ownership	100.000	UnitedHealth Group Incorporated		
		.00000	41-1858498				OptumInsight, Inc.	.DE	.NIA	OptumInsight Holdings, LLC	Ownership	100.000	UnitedHealth Group Incorporated		
		.00000	75-2578509		0001600762		OptumRx Administrative Services, LLC	.TX	.NIA	Catamaran Holdings I, LLC	Ownership	100.000	UnitedHealth Group Incorporated		
		.00000	31-1728846				OptumRx Discount Card Services, LLC	.DE	.NIA	OptumRx PBM of Illinois, Inc.	Ownership	100.000	UnitedHealth Group Incorporated		
		.00000	47-4734235				OptumRx Group Holdings, Inc.	.DE	.NIA	Optum, Inc.	Ownership	100.000	UnitedHealth Group Incorporated		
		.00000					OptumRx Holdings, LLC	.DE	.NIA	Optum, Inc.	Ownership	100.000	UnitedHealth Group Incorporated		
		.00000	47-1734077				OptumRx Home Delivery of Illinois, LLC	.IL	.NIA	OptumRx PBM of Illinois, Inc.	Ownership	100.000	UnitedHealth Group Incorporated		
		.00000	34-1472211				OptumRx Home Delivery of Ohio, LLC	.OH	.NIA	First Rx Specialty and Mail Services, LLC	Ownership	100.000	UnitedHealth Group Incorporated		
		.00000	20-0151096				OptumRx NY IPA, Inc.	.NY	.NIA	OptumRx, Inc.	Ownership	100.000	UnitedHealth Group Incorporated		
		.00000	11-2581812		0001600760		OptumRx PBM of Illinois, Inc.	.DE	.NIA	OptumRx Administrative Services, LLC	Ownership	100.000	UnitedHealth Group Incorporated		
		.00000	88-0361447		0001600759		OptumRx PBM of Maryland, LLC	.NV	.NIA	Catamaran Health Solutions, LLC	Ownership	100.000	UnitedHealth Group Incorporated		
		.00000	03-0592263		0001601641		OptumRx PBM of Pennsylvania, LLC	.PA	.NIA	Catamaran of Pennsylvania, LLC	Ownership	100.000	UnitedHealth Group Incorporated		
		.00000	38-3693753				OptumRx PBM of Wisconsin, LLC	.WI	.NIA	OptumRx PBM of Illinois, Inc.	Ownership	100.000	UnitedHealth Group Incorporated		
		.00000	61-1485410				OptumRx PD of Maryland, Inc.	.NV	.NIA	OptumRx PBM of Maryland, LLC	Ownership	100.000	UnitedHealth Group Incorporated		
		.00000	88-0373347				OptumRx Pharmacy of Nevada, Inc.	.NV	.NIA	Catamaran Health Solutions, LLC	Ownership	100.000	UnitedHealth Group Incorporated		
		.00000	47-3146510				OptumRx Pharmacy, Inc.	.DE	.NIA	OptumRx, Inc.	Ownership	100.000	UnitedHealth Group Incorporated		
		.00000	33-0441200				OptumRx, Inc.	.CA	.NIA	OptumRx Holdings, LLC	Ownership	100.000	UnitedHealth Group Incorporated		
		.00000	59-3125869				Orlando Center for Outpatient Surgery, L.P.	.GA	.NIA	Surgical Health of Orlando, Inc.	Ownership	66.166	UnitedHealth Group Incorporated		1
		.00000	46-2881462				Orthology Mid-Atlantic, Inc.	.DE	.NIA	Orthology, Inc.	Ownership	100.000	UnitedHealth Group Incorporated		
		.00000	46-2742615				Orthology, Inc.	.DE	.NIA	UnitedHealth Group Ventures, LLC	Ownership	80.000	UnitedHealth Group Incorporated		2
		.00000	13-3960641		0001342696		OrthoNet Holdings, Inc.	.DE	.NIA	OptumHealth Care Solutions, LLC	Ownership	100.000	UnitedHealth Group Incorporated		
		.00000	13-3818652				OrthoNet LLC	.NY	.NIA	OrthoNet Holdings, Inc.	Ownership	100.000	UnitedHealth Group Incorporated		
		.00000	13-4025898				OrthoNet New York IPA, Inc.	.NY	.NIA	OrthoNet Holdings, Inc.	Ownership	100.000	UnitedHealth Group Incorporated		
		.00000	30-0029448				OrthoNet of the Mid-Atlantic, Inc.	.DE	.IA	OrthoNet Holdings, Inc.	Ownership	100.000	UnitedHealth Group Incorporated		
		.00000	26-2884306				OrthoNet of the South, Inc.	.DE	.NIA	OrthoNet Holdings, Inc.	Ownership	100.000	UnitedHealth Group Incorporated		
		.00000	46-1581769				OrthoNet Services, Inc.	.DE	.NIA	OrthoNet Holdings, Inc.	Ownership	100.000	UnitedHealth Group Incorporated		
		.00000	20-0221966				OrthoNet West, Inc.	.DE	.NIA	OrthoNet Holdings, Inc.	Ownership	100.000	UnitedHealth Group Incorporated		
		.00000					Outpatient Surgery Center of Hilton Head, LLC	.SC	.NIA	SCA-Hilton Head, LLC	Ownership	50.000	UnitedHealth Group Incorporated		1
		.00000	41-1921007				Ovations, Inc.	.DE	.NIA	United HealthCare Services, Inc.	Ownership	100.000	UnitedHealth Group Incorporated		
		.00000	06-1587795				Oxford Benefit Management, Inc.	.CT	.NIA	Oxford Health Plans LLC	Ownership	100.000	UnitedHealth Group Incorporated		
.0707	UnitedHealth Group Incorporated	.78026	22-2797560				Oxford Health Insurance, Inc.	.NY	.IA	UnitedHealthcare Insurance Company	Ownership	100.000	UnitedHealth Group Incorporated		
.0707	UnitedHealth Group Incorporated	.96798	06-1181201				Oxford Health Plans (CT), Inc.	.CT	.IA	Oxford Health Plans LLC	Ownership	100.000	UnitedHealth Group Incorporated		
.0707	UnitedHealth Group Incorporated	.95506	22-2745725				Oxford Health Plans (NJ), Inc.	.NJ	.IA	Oxford Health Plans LLC	Ownership	100.000	UnitedHealth Group Incorporated		
.0707	UnitedHealth Group Incorporated	.95479	06-1181200				Oxford Health Plans (NY), Inc.	.NY	.IA	Oxford Health Plans LLC	Ownership	100.000	UnitedHealth Group Incorporated		
		.00000	52-2443751				Oxford Health Plans LLC	.DE	.NIA	UnitedHealth Group Incorporated	Ownership	100.000	UnitedHealth Group Incorporated		

SCHEDULE Y  
PART 1A - DETAIL OF INSURANCE HOLDING COMPANY SYSTEM

1	2	3	4	5	6	7	8	9	10	11	12	13	14	15	16
Group Code	Group Name	NAIC Company Code	ID Number	Federal RSSD	CIK	Name of Securities Exchange if Publicly Traded (U.S. or International)	Names of Parent, Subsidiaries Or Affiliates	Domi-ciliary Location	Relation-ship to Reporting Entity	Directly Controlled by (Name of Entity/Person)	Type of Control (Ownership, Board, Management, Attorney-in-Fact, Influence, Other)	If Control is Owner-ship Provide Percen-tage	Ultimate Controlling Entity(ies)/Person(s)	Is an SCA Filing Re-quired? (Y/N)	*
		.00000	46-3531389				P2 Lower Acquisition, LLC	.DE	NIA	Progressive Enterprises Holdings, Inc.	Ownership	100.000	UnitedHealth Group Incorporated		
		.00000	27-0008097				P2P Link, LLC	.DE	NIA	SRPS, LLC	Ownership	100.000	UnitedHealth Group Incorporated		
							PacifiCare Life and Health Insurance Company								
.0707	UnitedHealth Group Incorporated	.70785	35-1137395					.IN	.IA	United HealthCare Services, Inc.	Ownership	100.000	UnitedHealth Group Incorporated		
.0707	UnitedHealth Group Incorporated	.84506	95-2829463				PacifiCare Life Assurance Company	.CO	.IA	United HealthCare Services, Inc.	Ownership	100.000	UnitedHealth Group Incorporated		
.0707	UnitedHealth Group Incorporated	.95617	94-3267522		0001225819		PacifiCare of Arizona, Inc.	.AZ	.IA	United HealthCare Services, Inc.	Ownership	100.000	UnitedHealth Group Incorporated		
.0707	UnitedHealth Group Incorporated	.95434	84-1011378		0001225822		PacifiCare of Colorado, Inc.	.CO	.IA	United HealthCare Services, Inc.	Ownership	100.000	UnitedHealth Group Incorporated		
.0707	UnitedHealth Group Incorporated	.95685	86-0875231		0001225835		PacifiCare of Nevada, Inc.	.NV	.IA	United HealthCare Services, Inc.	Ownership	100.000	UnitedHealth Group Incorporated		
		.00000	62-1595402				Paoli Ambulatory Surgery Center		NIA	SCA-Paoli, LLC	Ownership	51.000	UnitedHealth Group Incorporated		.1
		.00000	20-4127100				Parkway Surgery Center, LLC	.DE	NIA	SCA-Hagerstown, LLC	Ownership	63.077	UnitedHealth Group Incorporated		.1
		.00000	63-1271644				Pasteur Plaza Surgery Center GP, Inc.	.DE	NIA	ASC Network, LLC	Ownership	100.000	UnitedHealth Group Incorporated		
		.00000	63-1275972				Pasteur Plaza Surgery Center, L.P.	.CA	NIA	Pasteur Plaza Surgery Center GP, Inc.	Ownership	51.000	UnitedHealth Group Incorporated		.24
		.00000	62-1451147				Payment Resolution Services, LLC	.TN	NIA	OptumInsight, Inc.	Ownership	100.000	UnitedHealth Group Incorporated		
		.00000	75-3265056				PCCGV, Inc.	.CA	NIA	PrimeCare Medical Network, Inc.	Ownership	100.000	UnitedHealth Group Incorporated		
		.00000	20-2447772				PCN DE Corp.	.DE	NIA	OptumRx PBM of Illinois, Inc.	Ownership	100.000	UnitedHealth Group Incorporated		
		.00000					Perham Physical Therapy, LTD.	.MN	NIA	Orthology, Inc.	Ownership	100.000	UnitedHealth Group Incorporated		
		.00000	68-0044962				Pharmaceutical Care Network	.CA	NIA	PCN DE Corp.	Ownership	100.000	UnitedHealth Group Incorporated		
		.00000	35-2288416				PHC Subsidiary Holdings, LLC	.TX	NIA	United HealthCare Services, Inc.	Ownership	100.000	UnitedHealth Group Incorporated		
		.00000	81-2902954				Physician Alliance of the Rockies, LLC	.CO	NIA	New West Physicians, Inc.	Ownership	100.000	UnitedHealth Group Incorporated		
										North American Medical Management - Illinois, Inc.	Ownership	100.000	UnitedHealth Group Incorporated		
.0707	UnitedHealth Group Incorporated	.11494	04-3677255				Physicians Health Choice of Texas, LLC	.TX	.IA	PHC Subsidiary Holdings, LLC	Ownership	100.000	UnitedHealth Group Incorporated		
		.00000	52-1162824				Physicians Health Plan of Maryland, Inc.	.MD	NIA	United HealthCare Services, Inc.	Ownership	100.000	UnitedHealth Group Incorporated		
		.00000	45-4916946				Physicians Plaza Holdings, LLC	.DE	NIA	Bakersfield Physicians Plaza Surgical Center, L.P.	Ownership	100.000	UnitedHealth Group Incorporated		
		.00000	98-1388873				Piano de Saúde Ana Costa Ltda.	.BRA	NIA	Anil Assistência Médica Internacional S.A.	Ownership	100.000	UnitedHealth Group Incorporated		
		.00000	66-0742844				Plus One Health Management Puerto Rico, Inc.								
		.00000	13-3613705				Plus One Holdings, Inc.	.PR	NIA	Plus One Holdings, Inc.	Ownership	100.000	UnitedHealth Group Incorporated		
		.00000	80-0670247				PMI Aquisition, LLC	.DE	NIA	OptumHealth Care Solutions, LLC	Ownership	100.000	UnitedHealth Group Incorporated		
		.00000	26-3148744				PMSI Holdings, LLC	.DE	NIA	P2 Lower Acquisition, LLC	Ownership	100.000	UnitedHealth Group Incorporated		
		.00000	59-3166848				PMSI Settlement Solutions, LLC	.FL	NIA	PMSI Holdings, LLC	Ownership	100.000	UnitedHealth Group Incorporated		
		.00000	56-2422696				PMSI, LLC	.FL	NIA	PMSI Holdings, LLC	Ownership	100.000	UnitedHealth Group Incorporated		
		.00000	98-1083164				Polar II Fundo de Investimento em Participações Multiestrategia	.BRA	NIA	UnitedHealthcare International IV S.á r.l.	Ownership	100.000	UnitedHealth Group Incorporated		
		.00000	47-5563848				Polo Holdco, LLC	.DE	NIA	Collaborative Care Holdings, LLC	Ownership	80.100	UnitedHealth Group Incorporated		.2
		.00000	46-5415205				POMCO Network, Inc.	.NY	NIA	POMCO, Inc.	Ownership	100.000	UnitedHealth Group Incorporated		
		.00000	65-0392785				POMCO of Florida Ltd., Inc.	.FL	NIA	UMR, Inc.	Ownership	100.000	UnitedHealth Group Incorporated		
		.00000	46-2975338				POMCO West, Inc.	.DE	NIA	POMCO, Inc.	Ownership	100.000	UnitedHealth Group Incorporated		
		.00000	15-0581348				Pomco, Inc.	.NY	NIA	UMR, Inc.	Ownership	100.000	UnitedHealth Group Incorporated		
		.00000	45-0482796				Pomcoplus, LLC	.NY	NIA	UMR, Inc.	Ownership	100.000	UnitedHealth Group Incorporated		
		.00000	33-0261822				Pomerado Outpatient Surgical Center, Inc.	.CA	NIA	ASC Network, LLC	Ownership	100.000	UnitedHealth Group Incorporated		
		.00000	33-0752699				Pomerado Outpatient Surgical Center, L.P.	.CA	NIA	Pomerado Outpatient Surgical Center, Inc.	Ownership	50.750	UnitedHealth Group Incorporated		.25
		.00000	65-0683927				Preferred Care Partners Holding, Corp.	.FL	NIA	United HealthCare Services, Inc.	Ownership	100.000	UnitedHealth Group Incorporated		
		.00000	26-1845018				Preferred Care Partners Medical Group, Inc.	.FL	NIA	Preferred Care Partners Holding, Corp.	Ownership	100.000	UnitedHealth Group Incorporated		
.0707	UnitedHealth Group Incorporated	.11176	65-0885893				Preferred Care Partners, Inc.	.FL	.IA	Preferred Care Partners Holding, Corp.	Ownership	100.000	UnitedHealth Group Incorporated		
		.00000	75-3265059				Premier Choice ACO, Inc.	.CA	NIA	PrimeCare Medical Network, Inc.	Ownership	100.000	UnitedHealth Group Incorporated		
		.00000	88-0253112				Prime Health, Inc.	.NV	NIA	Sierra Health Services, Inc.	Ownership	100.000	UnitedHealth Group Incorporated		
		.00000	33-0607478				PrimeCare Medical Network, Inc.	.CA	.IA	NAMM Holdings, Inc.	Ownership	100.000	UnitedHealth Group Incorporated		
		.00000	87-0757397				PrimeCare of Citrus Valley, Inc.	.CA	NIA	PrimeCare Medical Network, Inc.	Ownership	80.000	UnitedHealth Group Incorporated		.2
		.00000	33-0674407				PrimeCare of Corona, Inc.	.CA	NIA	PrimeCare Medical Network, Inc.	Ownership	100.000	UnitedHealth Group Incorporated		
		.00000	33-0674401				PrimeCare of Hemet Valley, Inc.	.CA	NIA	PrimeCare Medical Network, Inc.	Ownership	100.000	UnitedHealth Group Incorporated		
		.00000	33-0674408				PrimeCare of Inland Valley, Inc.	.CA	NIA	PrimeCare Medical Network, Inc.	Ownership	100.000	UnitedHealth Group Incorporated		

SCHEDULE Y  
PART 1A - DETAIL OF INSURANCE HOLDING COMPANY SYSTEM

1	2	3	4	5	6	7	8	9	10	11	12 Type of Control (Ownership, Board, Management, Attorney-in-Fact, Influence, Other)	13 If Control is Owner- ship Provide Percent- age	14 Ultimate Controlling Entity(ies)/Person(s)	15 Is an SCA Filing Re- quired? (Y/N)	16 *
Group Code	Group Name	NAIC Company Code	ID Number	Federal RSSD	CIK	Name of Securities Exchange if Publicly Traded (U.S. or International)	Names of Parent, Subsidiaries Or Affiliates	Domi- ciliary Loca- tion	Relation- ship to Reporting Entity	Directly Controlled by (Name of Entity/Person)					
		.00000	33-0674402				PrimeCare of Moreno Valley, Inc. ....	.CA	NIA	PrimeCare Medical Network, Inc. ....	Ownership.....	100.000	UnitedHealth Group Incorporated .....		
		.00000	33-0674400				PrimeCare of Redlands, Inc. ....	.CA	NIA	PrimeCare Medical Network, Inc. ....	Ownership.....	100.000	UnitedHealth Group Incorporated .....		
		.00000	33-0674404				PrimeCare of Riverside, Inc. ....	.CA	NIA	PrimeCare Medical Network, Inc. ....	Ownership.....	100.000	UnitedHealth Group Incorporated .....		
		.00000	14-1915328				PrimeCare of San Bernardino, Inc. ....	.CA	NIA	PrimeCare Medical Network, Inc. ....	Ownership.....	100.000	UnitedHealth Group Incorporated .....		
		.00000	33-0698439				PrimeCare of Sun City, Inc. ....	.CA	NIA	PrimeCare Medical Network, Inc. ....	Ownership.....	100.000	UnitedHealth Group Incorporated .....		
		.00000	33-0674409				PrimeCare of Temecula, Inc. ....	.CA	NIA	PrimeCare Medical Network, Inc. ....	Ownership.....	100.000	UnitedHealth Group Incorporated .....		
		.00000	14-1873402				Procura Management, Inc. ....	.DE	NIA	Healthcare Solutions, Inc. ....	Ownership.....	100.000	UnitedHealth Group Incorporated .....		
		.00000	27-4371197				Progressive Enterprises Holdings, Inc. ....	.DE	NIA	OptumRx, Inc. ....	Ownership.....	100.000	UnitedHealth Group Incorporated .....		
		.00000	31-1192384				Progressive Medical, LLC ....	.OH	NIA	PMI Acquisition, LLC ....	Ownership.....	100.000	UnitedHealth Group Incorporated .....		
		.00000	32-0229091				ProHEALTH Fitness of Lake Success, LLC ....	.NY	NIA	ProHEALTH Medical Management, LLC ....	Ownership.....	82.620	UnitedHealth Group Incorporated .....		2
		.00000	47-1049961				ProHEALTH Medical Management, LLC ....	.DE	NIA	Collaborative Care Holdings, LLC ....	Ownership.....	80.000	UnitedHealth Group Incorporated .....		2
		.00000	45-5470737				ProHealth Physicians ACO, LLC ....	.CT	NIA	ProHealth Physicians, Inc. ....	Ownership.....	100.000	UnitedHealth Group Incorporated .....		
		.00000	06-1446075				ProHealth Physicians, Inc. ....	.CT	NIA	Polo Holdco, LLC ....	Ownership.....	100.000	UnitedHealth Group Incorporated .....		
		.00000	32-0455430				ProHealth Proton Center Management, LLC ....	.DE	NIA	ProHEALTH Medical Management, LLC ....	Ownership.....	100.000	UnitedHealth Group Incorporated .....		
		.00000	22-3493126				Pronounced Health Solutions, Inc. ....	.DE	NIA	My Wellness Solutions, LLC ....	Ownership.....	100.000	UnitedHealth Group Incorporated .....		
		.00000	93-1068319				Pueblo-SCA Surgery Center, LLC ....	.DE	NIA	SC Affiliates, LLC ....	Ownership.....	100.000	UnitedHealth Group Incorporated .....		
		.00000	52-2016292				Quality Software Services, Inc. ....	.MD	NIA	OptumInsight, Inc. ....	Ownership.....	100.000	UnitedHealth Group Incorporated .....		
		.00000	35-2493256				Rally Health, Inc. ....	.DE	NIA	Optum Digital Health Holdings, LLC ....	Ownership.....	100.000	UnitedHealth Group Incorporated .....		
		.00000	80-0947972				Real Appeal, Inc. ....	.DE	NIA	UnitedHealth Group Ventures, LLC ....	Ownership.....	98.000	UnitedHealth Group Incorporated .....		2
		.00000	94-3115625				Redlands Ambulatory Surgery Center ....	.CA	NIA	Redlands-SCA Surgery Centers, Inc. ....	Ownership.....	54.000	UnitedHealth Group Incorporated .....		1
		.00000	94-3115627				Redlands-SCA Surgery Centers, Inc. ....	.CA	NIA	SC Affiliates, LLC ....	Ownership.....	100.000	UnitedHealth Group Incorporated .....		
		.00000	32-0500242				Riverside Medical Management, LLC ....	.DE	NIA	ProHEALTH Medical Management, LLC ....	Ownership.....	100.000	UnitedHealth Group Incorporated .....		
.0707	UnitedHealth Group Incorporated .....	.95482	84-0614905				Rocky Mountain Health Maintenance Organization, Incorporated .....	.CO	.IA	United HealthCare Services, Inc. ....	Ownership.....	100.000	UnitedHealth Group Incorporated .....		
		.00000	84-1009248				Rocky Mountain Health Management Corporation .....	.CO	NIA	Rocky Mountain Health Maintenance Organization, Incorporated .....	Ownership.....	100.000	UnitedHealth Group Incorporated .....		
.0707	UnitedHealth Group Incorporated .....	.47004	84-1224718				Rocky Mountain HealthCare Options, Inc. ....	.CO	.IA	Organization, Incorporated .....	Ownership.....	100.000	UnitedHealth Group Incorporated .....		
		.00000	74-2462470				Salem Surgery Center, LLC ....	.OR	NIA	Surgicare of Salem, LLC ....	Ownership.....	51.000	UnitedHealth Group Incorporated .....		1
		.00000	45-2219585		0001522802		Salveo Specialty Pharmacy, Inc. ....	.DE	NIA	OptumRx Administrative Services, LLC ....	Ownership.....	100.000	UnitedHealth Group Incorporated .....		
		.00000					Santa Helena Assistência Médica S.A. ....	.BRA	NIA	Elual Participações S.A. ....	Ownership.....	65.210	UnitedHealth Group Incorporated .....		
		.00000					Santa Helena Assistência Médica S.A. ....	.BRA	NIA	Anil Assistência Médica Internacional S.A. ....	Ownership.....	34.790	UnitedHealth Group Incorporated .....		
		.00000					Santos Administração e Participações S.A. ....	.BRA	NIA	Anil Assistência Médica Internacional S.A. ....	Ownership.....	100.000	UnitedHealth Group Incorporated .....		
		.00000					Savvysherpa Administrative Services, LLC ....	.MN	NIA	Savvysherpa, LLC ....	Ownership.....	100.000	UnitedHealth Group Incorporated .....		
		.00000					Savvysherpa Asia, Inc. ....	.PHL	NIA	Savvysherpa, LLC ....	Ownership.....	99.000	UnitedHealth Group Incorporated .....		1
		.00000					Savvysherpa, LLC ....	.DE	NIA	United HealthCare Services, Inc. ....	Ownership.....	100.000	UnitedHealth Group Incorporated .....		
		.00000					Sawbill Holdings, LLC ....	.DE	NIA	OptumInsight, Inc. ....	Ownership.....	100.000	UnitedHealth Group Incorporated .....		
		.00000	62-1149229				SC Affiliates, LLC ....	.DE	NIA	Surgical Care Affiliates, LLC ....	Ownership.....	100.000	UnitedHealth Group Incorporated .....		
		.00000	47-5537316				SCA Athens, LLC ....	.DE	NIA	SC Affiliates, LLC ....	Ownership.....	100.000	UnitedHealth Group Incorporated .....		
		.00000	47-5014406				SCA Austin Holdings, LLC ....	.DE	NIA	SC Affiliates, LLC ....	Ownership.....	100.000	UnitedHealth Group Incorporated .....		
		.00000	47-5051685				SCA Austin Medical Center Holdings, LLC ....	.DE	NIA	SCA Austin Holdings, LLC ....	Ownership.....	100.000	UnitedHealth Group Incorporated .....		
		.00000	45-4230864				SCA BOSC Holdings, LLC ....	.DE	NIA	National Surgery Centers, LLC ....	Ownership.....	25.000	UnitedHealth Group Incorporated .....		
		.00000	45-4230864				SCA BOSC Holdings, LLC ....	.DE	NIA	SC Affiliates, LLC ....	Ownership.....	25.000	UnitedHealth Group Incorporated .....		
		.00000	45-4230864				SCA BOSC Holdings, LLC ....	.DE	NIA	SunSurgery, LLC ....	Ownership.....	25.000	UnitedHealth Group Incorporated .....		
		.00000	45-4230864				SCA BOSC Holdings, LLC ....	.DE	NIA	Surgery Center Holding, LLC ....	Ownership.....	25.000	UnitedHealth Group Incorporated .....		
		.00000	47-2110605				SCA California Surgical Holdings, LLC ....	.DE	NIA	National Surgery Centers, LLC ....	Ownership.....	100.000	UnitedHealth Group Incorporated .....		
		.00000	47-3916468				SCA Capital, LLC ....	.DE	NIA	Surgical Care Affiliates, LLC ....	Ownership.....	100.000	UnitedHealth Group Incorporated .....		
		.00000	47-5030792				SCA Cedar Park Holdings, LLC ....	.DE	NIA	SCA Austin Holdings, LLC ....	Ownership.....	100.000	UnitedHealth Group Incorporated .....		
		.00000	04-3170801				SCA Danbury Surgical Center, LLC ....	.DE	NIA	SunSurgery, LLC ....	Ownership.....	100.000	UnitedHealth Group Incorporated .....		
		.00000	62-1535981				SCA Development, LLC ....	.DE	NIA	SC Affiliates, LLC ....	Ownership.....	100.000	UnitedHealth Group Incorporated .....		
		.00000	98-1372069				SCA eCode Solutions Private Limited .....	.IND	NIA	eCode Solutions, LLC ....	Ownership.....	100.000	UnitedHealth Group Incorporated .....		
		.00000	45-4230987				SCA EHSC Holdings, LLC ....	.DE	NIA	National Surgery Centers, LLC ....	Ownership.....	25.000	UnitedHealth Group Incorporated .....		

SCHEDULE Y  
PART 1A - DETAIL OF INSURANCE HOLDING COMPANY SYSTEM

1	2	3	4	5	6	7	8	9	10	11	12	13	14	15	16
Group Code	Group Name	NAIC Company Code	ID Number	Federal RSSD	CIK	Name of Securities Exchange if Publicly Traded (U.S. or International)	Names of Parent, Subsidiaries Or Affiliates	Domi-ciliary Location	Relation-ship to Reporting Entity	Directly Controlled by (Name of Entity/Person)	Type of Control (Ownership, Board, Management, Attorney-in-Fact, Influence, Other)	If Control is Owner-ship Provide Percen-tage	Ultimate Controlling Entity(ies)/Person(s)	Is an SCA Filing Re-quired? (Y/N)	*
		.00000	45-4230987				SCA EHSC Holdings, LLC	.DE	NIA	SC Affiliates, LLC	Ownership	25.000	UnitedHealth Group Incorporated		
		.00000	45-4230987				SCA EHSC Holdings, LLC	.DE	NIA	SunSurgery, LLC	Ownership	25.000	UnitedHealth Group Incorporated		
		.00000	45-4230987				SCA EHSC Holdings, LLC	.DE	NIA	Surgery Center Holding, LLC	Ownership	25.000	UnitedHealth Group Incorporated		
		.00000	47-5512838				SCA EWASC Holdings, LLC	.DE	NIA	National Surgery Centers, LLC	Ownership	25.000	UnitedHealth Group Incorporated		
		.00000	47-5512838				SCA EWASC Holdings, LLC	.DE	NIA	SC Affiliates, LLC	Ownership	25.000	UnitedHealth Group Incorporated		
		.00000	47-5512838				SCA EWASC Holdings, LLC	.DE	NIA	SunSurgery, LLC	Ownership	25.000	UnitedHealth Group Incorporated		
		.00000	47-5512838				SCA EWASC Holdings, LLC	.DE	NIA	Surgery Center Holding, LLC	Ownership	25.000	UnitedHealth Group Incorporated		
		.00000	47-5064834				SCA Hays Holdings, LLC	.DE	NIA	SCA Austin Holdings, LLC	Ownership	100.000	UnitedHealth Group Incorporated		
		.00000	36-4869243				SCA HoldCo, Inc.	.DE	NIA	Collaborative Care Holdings, LLC	Ownership	100.000	UnitedHealth Group Incorporated		
		.00000	27-1664837				SCA Holding Company, Inc.	.DE	NIA	SCA Surgery Holdings, LLC	Ownership	100.000	UnitedHealth Group Incorporated		
		.00000	35-2442147				SCA Idaho Holdings, LLC	.DE	NIA	National Surgery Centers, LLC	Ownership	100.000	UnitedHealth Group Incorporated		
		.00000	45-4240475				SCA IEC Holdings, LLC	.DE	NIA	National Surgery Centers, LLC	Ownership	25.000	UnitedHealth Group Incorporated		
		.00000	45-4240475				SCA IEC Holdings, LLC	.DE	NIA	SC Affiliates, LLC	Ownership	25.000	UnitedHealth Group Incorporated		
		.00000	45-4240475				SCA IEC Holdings, LLC	.DE	NIA	SunSurgery, LLC	Ownership	25.000	UnitedHealth Group Incorporated		
		.00000	45-4240475				SCA IEC Holdings, LLC	.DE	NIA	Surgery Center Holding, LLC	Ownership	25.000	UnitedHealth Group Incorporated		
		.00000	45-2684108				SCA Indiana Holdings, LLC	.DE	NIA	National Surgery Centers, LLC	Ownership	25.000	UnitedHealth Group Incorporated		
		.00000	45-2684108				SCA Indiana Holdings, LLC	.DE	NIA	SC Affiliates, LLC	Ownership	25.000	UnitedHealth Group Incorporated		
		.00000	45-2684108				SCA Indiana Holdings, LLC	.DE	NIA	SunSurgery, LLC	Ownership	25.000	UnitedHealth Group Incorporated		
		.00000	45-2684108				SCA Indiana Holdings, LLC	.DE	NIA	Surgery Center Holding, LLC	Ownership	25.000	UnitedHealth Group Incorporated		
		.00000	45-2684108				SCA Nashville Surgery Center, L.L.C.	.TN	NIA	Nashville-SCA Surgery Centers, Inc.	Ownership	99.000	UnitedHealth Group Incorporated		
		.00000	45-2684108				SCA Nashville Surgery Center, L.L.C.	.TN	NIA	SC Affiliates, LLC	Ownership	1.000	UnitedHealth Group Incorporated		
		.00000	62-1505276				SCA of Clarksville, Inc.	.TN	NIA	Surgical Health, LLC	Ownership	100.000	UnitedHealth Group Incorporated		
		.00000	27-1707364				SCA Pacific Holdings, Inc.	.CA	NIA	SC Affiliates, LLC	Ownership	100.000	UnitedHealth Group Incorporated		
		.00000	46-1686425				SCA Pennsylvania Holdings, LLC	.DE	NIA	Surgery Center Holding, LLC	Ownership	100.000	UnitedHealth Group Incorporated		
							SCA Premier Surgery Center of Louisville, LLC								
		.00000	72-1386840					.DE	NIA	SC Affiliates, LLC	Ownership	100.000	UnitedHealth Group Incorporated		
		.00000	45-4252645				SCA ROCS Holdings, LLC	.DE	NIA	National Surgery Centers, LLC	Ownership	25.000	UnitedHealth Group Incorporated		
		.00000	45-4252645				SCA ROCS Holdings, LLC	.DE	NIA	SC Affiliates, LLC	Ownership	25.000	UnitedHealth Group Incorporated		
		.00000	45-4252645				SCA ROCS Holdings, LLC	.DE	NIA	SunSurgery, LLC	Ownership	25.000	UnitedHealth Group Incorporated		
		.00000	45-4252645				SCA ROCS Holdings, LLC	.DE	NIA	Surgery Center Holding, LLC	Ownership	25.000	UnitedHealth Group Incorporated		
		.00000	47-4928368				SCA Southwestern PA, LLC	.DE	NIA	SC Affiliates, LLC	Ownership	100.000	UnitedHealth Group Incorporated		
		.00000	47-3165040				SCA Specialists of Florida, LLC	.DE	NIA	SCA Surgery Holdings, LLC	Ownership	100.000	UnitedHealth Group Incorporated		
		.00000	46-4898819				SCA SSC Holdings, LLC	.DE	NIA	National Surgery Centers, LLC	Ownership	25.000	UnitedHealth Group Incorporated		
		.00000	46-4898819				SCA SSC Holdings, LLC	.DE	NIA	SC Affiliates, LLC	Ownership	25.000	UnitedHealth Group Incorporated		
		.00000	46-4898819				SCA SSC Holdings, LLC	.DE	NIA	SunSurgery, LLC	Ownership	25.000	UnitedHealth Group Incorporated		
		.00000	46-4898819				SCA SSC Holdings, LLC	.DE	NIA	Surgery Center Holding, LLC	Ownership	25.000	UnitedHealth Group Incorporated		
		.00000	45-4266502				SCA SSSC Holdings, LLC	.DE	NIA	National Surgery Centers, LLC	Ownership	25.000	UnitedHealth Group Incorporated		
		.00000	45-4266502				SCA SSSC Holdings, LLC	.DE	NIA	SC Affiliates, LLC	Ownership	25.000	UnitedHealth Group Incorporated		
		.00000	45-4266502				SCA SSSC Holdings, LLC	.DE	NIA	SunSurgery, LLC	Ownership	25.000	UnitedHealth Group Incorporated		
		.00000	45-4266502				SCA SSSC Holdings, LLC	.DE	NIA	Surgery Center Holding, LLC	Ownership	25.000	UnitedHealth Group Incorporated		
		.00000	47-5038680				SCA Stonegate Holdings, LLC	.DE	NIA	SCA Austin Holdings, LLC	Ownership	100.000	UnitedHealth Group Incorporated		
		.00000	63-1286887				SCA Surgery Center of Cullman, LLC	.DE	NIA	SC Affiliates, LLC	Ownership	100.000	UnitedHealth Group Incorporated		
		.00000					SCA Surgery Centers, LLC	.DE	NIA	National Surgery Centers, LLC	Ownership	100.000	UnitedHealth Group Incorporated		
		.00000	26-2602268				SCA Surgery Holdings, LLC	.DE	NIA	Surgical Care Affiliates, LLC	Ownership	100.000	UnitedHealth Group Incorporated		
		.00000	75-2501088				SCA Surgicare of Laguna Hills, LLC	.DE	NIA	Surgery Center Holding, LLC	Ownership	100.000	UnitedHealth Group Incorporated		
		.00000	27-2096767				SCA Teammate Support Network	.AL	NIA	Surgical Care Affiliates, LLC	Ownership	100.000	UnitedHealth Group Incorporated		
		.00000	47-1807383				SCA-Alliance, LLC	.DE	NIA	SCA Surgery Holdings, LLC	Ownership	100.000	UnitedHealth Group Incorporated		
		.00000	62-1530120				SCA-Blue Ridge, LLC	.DE	NIA	SC Affiliates, LLC	Ownership	100.000	UnitedHealth Group Incorporated		
		.00000	47-1535510				SCA-Central Florida, LLC	.FL	NIA	SC Affiliates, LLC	Ownership	100.000	UnitedHealth Group Incorporated		
		.00000	58-1709758				SCA-Charleston, LLC	.DE	NIA	SCA Surgery Holdings, LLC	Ownership	100.000	UnitedHealth Group Incorporated		
		.00000	81-3301058				SCA-Chevy Chase, LLC	.DE	NIA	SC Affiliates, LLC	Ownership	100.000	UnitedHealth Group Incorporated		
		.00000	62-1516306				SCA-Citrus, Inc.	.TN	NIA	SC Affiliates, LLC	Ownership	100.000	UnitedHealth Group Incorporated		
		.00000	93-1047471				SCA-Colorado Springs, LLC	.DE	NIA	SC Affiliates, LLC	Ownership	100.000	UnitedHealth Group Incorporated		
		.00000	47-4028383				SCA-Davenport, LLC	.DE	NIA	SC Affiliates, LLC	Ownership	100.000	UnitedHealth Group Incorporated		

SCHEDULE Y  
PART 1A - DETAIL OF INSURANCE HOLDING COMPANY SYSTEM

1	2	3	4	5	6	7	8	9	10	11	12	13	14	15	16
Group Code	Group Name	NAIC Company Code	ID Number	Federal RSSD	CIK	Name of Securities Exchange if Publicly Traded (U.S. or International)	Names of Parent, Subsidiaries Or Affiliates	Domi-ciliary Location	Relation-ship to Reporting Entity	Directly Controlled by (Name of Entity/Person)	Type of Control (Ownership, Board, Management, Attorney-in-Fact, Influence, Other)	If Control is Owner-ship Provide Percen-tage	Ultimate Controlling Entity(ies)/Person(s)	Is an SCA Filing Re-quired? (Y/N)	*
		.00000	81-1594261				SCA-Dublin, LLC	.DE	NIA	SC Affiliates, LLC	Ownership	100.000	UnitedHealth Group Incorporated		
		.00000	81-3301305				SCA-Encinitas, Inc.	.DE	NIA	Surgical Health, LLC	Ownership	100.000	UnitedHealth Group Incorporated		
		.00000	62-1541235				SCA-Eugene, Inc.	.TN	NIA	SC Affiliates, LLC	Ownership	100.000	UnitedHealth Group Incorporated		
		.00000	62-1551099				SCA-Florence, LLC	.DE	NIA	SC Affiliates, LLC	Ownership	100.000	UnitedHealth Group Incorporated		
		.00000	93-1067967				SCA-Fort Collins, Inc.	.CO	NIA	SC Affiliates, LLC	Ownership	100.000	UnitedHealth Group Incorporated		
		.00000	62-1502719				SCA-Fort Walton, Inc.	.TN	NIA	SC Affiliates, LLC	Ownership	100.000	UnitedHealth Group Incorporated		
		.00000	47-3641516				SCA-Franklin, LLC	.DE	NIA	SC Affiliates, LLC	Ownership	100.000	UnitedHealth Group Incorporated		
		.00000	81-2727879				SCA-Frederick, LLC	.DE	NIA	SC Affiliates, LLC	Ownership	100.000	UnitedHealth Group Incorporated		
		.00000	62-1547690				SCA-Gainesville, LLC	.DE	NIA	SC Affiliates, LLC	Ownership	100.000	UnitedHealth Group Incorporated		
		.00000	81-1956407				SCA-Gladiolus, LLC	.DE	NIA	SC Affiliates, LLC	Ownership	100.000	UnitedHealth Group Incorporated		
		.00000	81-2376695				SCA-Grove Place, LLC	.DE	NIA	SC Affiliates, LLC	Ownership	100.000	UnitedHealth Group Incorporated		
		.00000	47-3466283				SCA-Hagerstown, LLC	.DE	NIA	SC Affiliates, LLC	Ownership	100.000	UnitedHealth Group Incorporated		
		.00000	81-4605501				SCA-Handen, LLC	.DE	NIA	SC Affiliates, LLC	Ownership	100.000	UnitedHealth Group Incorporated		
		.00000	47-5229514				SCA-Hilton Head, LLC	.SC	NIA	SC Affiliates, LLC	Ownership	100.000	UnitedHealth Group Incorporated		
		.00000	62-1506650				SCA-Honolulu, LLC	.DE	NIA	SC Affiliates, LLC	Ownership	100.000	UnitedHealth Group Incorporated		
		.00000	81-3445356				SCA-Houston Executive, LLC	.DE	NIA	SCA Pacific Holdings, Inc.	Ownership	100.000	UnitedHealth Group Incorporated		
		.00000	81-4905342				SCAI Holdings, LLC	.DE	NIA	Collaborative Care Holdings, LLC	Ownership	100.000	UnitedHealth Group Incorporated		
		.00000	81-1666861				SCA-Illinois, LLC	.DE	NIA	SCA Surgery Holdings, LLC	Ownership	100.000	UnitedHealth Group Incorporated		
		.00000	81-4292506				SCA-Main Street, LLC	.DE	NIA	SC Affiliates, LLC	Ownership	100.000	UnitedHealth Group Incorporated		
		.00000	47-1751165				SCA-Marina Del Ray LLC	.FL	NIA	SC Affiliates, LLC	Ownership	100.000	UnitedHealth Group Incorporated		
		.00000	62-1184188				SCA-Mecklenburg Development Corp.	.NC	NIA	SC Affiliates, LLC	Ownership	100.000	UnitedHealth Group Incorporated		
		.00000	81-1771410				SCA-Merritt, LLC	.DE	NIA	SC Affiliates, LLC	Ownership	100.000	UnitedHealth Group Incorporated		
		.00000	80-0070617				SCA-Mobile, LLC	.DE	NIA	SC Affiliates, LLC	Ownership	100.000	UnitedHealth Group Incorporated		
		.00000	81-1320467				SCA-Mokena Properties, LLC	.DE	NIA	SCA-Mokena, LLC	Ownership	100.000	UnitedHealth Group Incorporated		
		.00000	81-1065674				SCA-Mokena, LLC	.DE	NIA	SC Affiliates, LLC	Ownership	100.000	UnitedHealth Group Incorporated		
		.00000	62-1506655				SCA-Mt. Pleasant, LLC	.DE	NIA	SC Affiliates, LLC	Ownership	100.000	UnitedHealth Group Incorporated		
		.00000	81-2850365				SCA-Naperville, LLC	.DE	NIA	SC Affiliates, LLC	Ownership	100.000	UnitedHealth Group Incorporated		
		.00000	81-1347328				SCA-ND VBP, Inc.	.DE	NIA	SC Affiliates, LLC	Ownership	100.000	UnitedHealth Group Incorporated		
		.00000	47-4418919				SCA-New Jersey, LLC	.DE	NIA	SC Affiliates, LLC	Ownership	100.000	UnitedHealth Group Incorporated		
		.00000	47-1760663				SCA-Newport Beach, LLC	.CA	NIA	SC Affiliates, LLC	Ownership	100.000	UnitedHealth Group Incorporated		
		.00000	62-1589343				SCA-Northeast Georgia Health, LLC	.TN	NIA	SCA-Gainesville, LLC	Ownership	51.000	UnitedHealth Group Incorporated		1
		.00000	62-1538850				SCA-Paoli, LLC	.DE	NIA	SC Affiliates, LLC	Ownership	100.000	UnitedHealth Group Incorporated		
		.00000	47-2785908				SCA-Phoenix, LLC	.DE	NIA	SC Affiliates, LLC	Ownership	100.000	UnitedHealth Group Incorporated		
		.00000	81-4304317				SCA-River Valley, LLC	.DE	NIA	SC Affiliates, LLC	Ownership	100.000	UnitedHealth Group Incorporated		
		.00000	47-1647512				SCA-Rockville, LLC	.FL	NIA	SC Affiliates, LLC	Ownership	100.000	UnitedHealth Group Incorporated		
		.00000	81-2963561				SCA-San Diego, Inc.	.DE	NIA	Surgical Health, LLC	Ownership	100.000	UnitedHealth Group Incorporated		
		.00000	94-3138088				SCA-San Luis Obispo, LLC	.DE	NIA	SC Affiliates, LLC	Ownership	100.000	UnitedHealth Group Incorporated		
		.00000	47-1685878				SCA-Sand Lake, LLC	.FL	NIA	SC Affiliates, LLC	Ownership	100.000	UnitedHealth Group Incorporated		
		.00000	88-0185362				SCA-Santa Rosa, Inc.	.NV	NIA	SC Affiliates, LLC	Ownership	100.000	UnitedHealth Group Incorporated		
		.00000	62-1179532				SCA-Shelby Development Corp.	.TN	NIA	SC Affiliates, LLC	Ownership	100.000	UnitedHealth Group Incorporated		
		.00000	81-3300613				SCA-Somerset, LLC	.DE	NIA	SCA Surgery Holdings, LLC	Ownership	100.000	UnitedHealth Group Incorporated		
		.00000	22-3117714				SCA-South Jersey, LLC	.DE	NIA	SC Affiliates, LLC	Ownership	100.000	UnitedHealth Group Incorporated		
							National Surgery Centers-Santa Monica, LLC								
		.00000	20-3148262				SCA-Sovereign Santa Monica, LLC	.DE	NIA		Ownership	100.000	UnitedHealth Group Incorporated		
		.00000	47-2676325				SCA-Sparta, LLC	.DE	NIA	SC Affiliates, LLC	Ownership	100.000	UnitedHealth Group Incorporated		
		.00000	47-4106989				SCA-St. Louis, LLC	.MO	NIA	Surgical Health, LLC	Ownership	100.000	UnitedHealth Group Incorporated		
		.00000	47-2890788				SCA-Wilson, LLC	.DE	NIA	SCA Surgery Holdings, LLC	Ownership	100.000	UnitedHealth Group Incorporated		
		.00000	81-1159878				SCA-Winchester, LLC	.DE	NIA	SC Affiliates, LLC	Ownership	100.000	UnitedHealth Group Incorporated		
		.00000	62-1525777				SCA-Winter Park, Inc.	.TN	NIA	SC Affiliates, LLC	Ownership	100.000	UnitedHealth Group Incorporated		
		.00000	27-2635371				SCP Specialty Infusion, LLC	.DE	NIA	BriovaRx Infusion Services, Inc.	Ownership	100.000	UnitedHealth Group Incorporated		
		.00000	98-1097822				ScriptSwitch Limited	.GBR	NIA	Optum UK Solutions Group Limited	Ownership	100.000	UnitedHealth Group Incorporated		
		.00000	98-1202716				Seisa Serviços Integrados de Saúde Ltda.	.BRA	NIA	Amil Assistência Médica Internacional S.A.	Ownership	100.000	UnitedHealth Group Incorporated		

ANNUAL STATEMENT FOR THE YEAR 2017 OF THE UnitedHealthcare Community Plan of Ohio, Inc.

SCHEDULE Y  
PART 1A - DETAIL OF INSURANCE HOLDING COMPANY SYSTEM

1	2	3	4	5	6	7	8	9	10	11	12	13	14	15	16
Group Code	Group Name	NAIC Company Code	ID Number	Federal RSSD	CIK	Name of Securities Exchange if Publicly Traded (U.S. or International)	Names of Parent, Subsidiaries Or Affiliates	Domi-ciliary Location	Relation-ship to Reporting Entity	Directly Controlled by (Name of Entity/Person)	Type of Control (Ownership, Board, Management, Attorney-in-Fact, Influence, Other)	If Control is Owner-ship Provide Percen-tage	Ultimate Controlling Entity(ies)/Person(s)	Is an SCA Filing Re-quired? (Y/N)	*
		.00000	98-1202716				Seisa Serviços Integrados de Saúde Ltda.	.BRA	.NIA	Cemed Care - Empresa de Atendimento Clínico Geral Ltda.	Ownership	.0.000	UnitedHealth Group Incorporated		
		.00000	20-4763091				Senior Care Partners, Inc.	.IL	.NIA	North American Medical Management - Illinois, Inc.	Ownership	100.000	UnitedHealth Group Incorporated		
		.00000	27-1533951		0001487203		Serquinnox Holdings LLC	.DE	.NIA	BriovaRx Infusion Services, Inc.	Ownership	100.000	UnitedHealth Group Incorporated		
		.00000	45-4233576				SharedClarity LLC	.DE	.NIA	United HealthCare Services, Inc.	Ownership	100.000	UnitedHealth Group Incorporated		
		.00000	58-1978974				SHC Atlanta, LLC	.DE	.NIA	Surgical Health, LLC	Ownership	100.000	UnitedHealth Group Incorporated		
		.00000	58-2013443				SHC Austin, Inc.	.TX	.NIA	Surgical Health, LLC	Ownership	100.000	UnitedHealth Group Incorporated		
		.00000	58-2062812				SHC Hawthorn, Inc.	.IL	.NIA	Surgical Health, LLC	Ownership	100.000	UnitedHealth Group Incorporated		
		.00000	58-2101924				SHC Melbourne, Inc.	.FL	.NIA	Surgical Health, LLC	Ownership	100.000	UnitedHealth Group Incorporated		
		.00000	62-1223273				Shelby Surgery Properties, Inc.	.TN	.NIA	SC Affiliates, LLC	Ownership	100.000	UnitedHealth Group Incorporated		
.0707	UnitedHealth Group Incorporated	.71420	94-0734860				Sierra Health and Life Insurance Company, Inc.	.NV	.IA	Sierra Health Services, Inc.	Ownership	100.000	UnitedHealth Group Incorporated		
		.00000	88-0200415		0000754009		Sierra Health Services, Inc.	.NV	.NIA	UnitedHealthcare, Inc.	Ownership	100.000	UnitedHealth Group Incorporated		
		.00000	88-0254322				Sierra Health-Care Options, Inc.	.NV	.NIA	Sierra Health Services, Inc.	Ownership	100.000	UnitedHealth Group Incorporated		
		.00000	88-0385705				Sierra Home Medical Products, Inc.	.NV	.NIA	Sierra Health Services, Inc.	Ownership	100.000	UnitedHealth Group Incorporated		
		.00000	88-0264562				Sierra Nevada Administrators, Inc.	.NV	.NIA	Sierra Health Services, Inc.	Ownership	100.000	UnitedHealth Group Incorporated		
		.00000	20-8433398				Somerset Outpatient Surgery, L.L.C.	.NJ	.NIA	SCA-Somerset, LLC	Ownership	59.999	UnitedHealth Group Incorporated		.1
		.00000	88-0201420				Southwest Medical Associates, Inc.	.NV	.NIA	Sierra Health Services, Inc.	Ownership	100.000	UnitedHealth Group Incorporated		
		.00000	38-2609888				Southwest Michigan Health Network Inc.	.MI	.NIA	UnitedHealthcare, Inc.	Ownership	100.000	UnitedHealth Group Incorporated		
		.00000	36-4369359				Southwest Surgery Center, LLC	.IL	.NIA	SCA-Mokena, LLC	Ownership	60.000	UnitedHealth Group Incorporated		.1
		.00000	77-0458353				Southwest Surgical Center of Bakersfield, L.P.		.NIA	Bakersfield Physicians Plaza Surgical Center, L.P.	Ownership	99.000	UnitedHealth Group Incorporated		26
		.00000	75-2516426				Space Coast Surgery Center, Ltd.	.FL	.NIA	SCA-Merritt, LLC	Ownership	50.080	UnitedHealth Group Incorporated		27
		.00000	55-0790742				Specialists in Urology Surgery Center, LLC	.FL	.NIA	SCA Specialists of Florida, LLC	Ownership	60.000	UnitedHealth Group Incorporated		.1
		.00000	41-1921983				Specialty Benefits, LLC	.DE	.NIA	United HealthCare Services, Inc.	Ownership	100.000	UnitedHealth Group Incorporated		
		.00000	20-3412545				Specialty Surgical Center, LLC	.NJ	.NIA	SCA-Sparta, LLC	Ownership	57.449	UnitedHealth Group Incorporated		.1
		.00000	71-0886811				Spectera of New York, IPA, Inc.	.NY	.NIA	Spectera, Inc.	Ownership	100.000	UnitedHealth Group Incorporated		
		.00000	52-1260282				Spectera, Inc.	.MD	.NIA	Specialty Benefits, LLC	Ownership	100.000	UnitedHealth Group Incorporated		
		.00000	81-1387232				SPINETRACK 20/20 Inc.	.CA	.NIA	SCA-ND VBP, Inc.	Ownership	100.000	UnitedHealth Group Incorporated		
		.00000					Sports and Spinal Physical Therapy, Inc.	.DC	.NIA	Orthology, Inc.	Ownership	100.000	UnitedHealth Group Incorporated		
		.00000	46-5587702				Spotlite, Inc.	.DE	.NIA	Rally Health, Inc.	Ownership	100.000	UnitedHealth Group Incorporated		
		.00000	62-1770924				SRPS, LLC	.DE	.NIA	P2 Lower Acquisition, LLC	Ownership	100.000	UnitedHealth Group Incorporated		
		.00000	41-1348916				St. Cloud Surgical Center, LLC	.DE	.NIA	Surgery Center Holding, LLC	Ownership	100.000	UnitedHealth Group Incorporated		
		.00000	20-1211544				Stonegate Surgery Center, L.P.	.TX	.NIA	SCA Stonegate Holdings, LLC	Ownership	52.440	UnitedHealth Group Incorporated		28
		.00000					Streamlines Health, LLC	.MN	.NIA	Savvysherpa, LLC	Ownership	100.000	UnitedHealth Group Incorporated		
		.00000	06-1082848				SunSurgery, LLC	.DE	.NIA	Surgical Care Affiliates, LLC	Ownership	100.000	UnitedHealth Group Incorporated		
		.00000	62-1739361				Surgery Center Holding, LLC	.DE	.NIA	Surgical Care Affiliates, LLC	Ownership	100.000	UnitedHealth Group Incorporated		
		.00000	45-0581955				Surgery Center of Athens, LLC	.GA	.NIA	Athens ASC Holdings, LLC	Ownership	100.000	UnitedHealth Group Incorporated		
		.00000	62-1509341				Surgery Center of Boca Raton, Inc.	.FL	.NIA	Surgical Health, LLC	Ownership	100.000	UnitedHealth Group Incorporated		
		.00000	62-1506370				Surgery Center of Clarksville, L.P.	.TN	.NIA	SCA of Clarksville, Inc.	Ownership	51.000	UnitedHealth Group Incorporated		29
		.00000	63-1214140				Surgery Center of Colorado Springs, LLC	.DE	.NIA	SC Affiliates, LLC	Ownership	100.000	UnitedHealth Group Incorporated		
		.00000	42-1166764				Surgery Center of Des Moines, LLC	.DE	.NIA	Surgery Center Holding, LLC	Ownership	100.000	UnitedHealth Group Incorporated		
		.00000	72-1349752				Surgery Center of Easton, LLC	.DE	.NIA	SC Affiliates, LLC	Ownership	100.000	UnitedHealth Group Incorporated		
		.00000	62-1179537				Surgery Center of Louisville, LLC	.DE	.NIA	SC Affiliates, LLC	Ownership	100.000	UnitedHealth Group Incorporated		
		.00000	63-1231944				Surgery Center of Maui, LLC	.DE	.NIA	SC Affiliates, LLC	Ownership	100.000	UnitedHealth Group Incorporated		
		.00000	63-1194204				Surgery Center of Muskogee, LLC	.DE	.NIA	SC Affiliates, LLC	Ownership	100.000	UnitedHealth Group Incorporated		
		.00000	11-3701564				Surgery Center of Rockville, L.L.C.	.MD	.NIA	SCA-Rockville, LLC	Ownership	59.000	UnitedHealth Group Incorporated		.1
		.00000	63-1212214				Surgery Center of Southern Pines, LLC	.DE	.NIA	Surgery Center Holding, LLC	Ownership	100.000	UnitedHealth Group Incorporated		
		.00000	63-1184216				Surgery Center of Summerlin, LLC	.DE	.NIA	SC Affiliates, LLC	Ownership	100.000	UnitedHealth Group Incorporated		
		.00000	62-1491963				Surgery Center of Vero Beach, Inc.	.TN	.NIA	Surgical Health, LLC	Ownership	100.000	UnitedHealth Group Incorporated		
		.00000	26-1767806				Surgery Center of Wilson, LLC	.NC	.NIA	SCA-Wilson, LLC	Ownership	76.450	UnitedHealth Group Incorporated		.1
		.00000	36-3562598				Surgery Centers of Des Moines, Ltd.	.IA	.NIA	Surgery Center of Des Moines, LLC	Ownership	51.000	UnitedHealth Group Incorporated		30
		.00000	68-0282268				Surgery Centers-West Holdings, LLC	.DE	.NIA	Surgical Care Affiliates, LLC	Ownership	100.000	UnitedHealth Group Incorporated		

ANNUAL STATEMENT FOR THE YEAR 2017 OF THE UnitedHealthcare Community Plan of Ohio, Inc.

SCHEDULE Y  
PART 1A - DETAIL OF INSURANCE HOLDING COMPANY SYSTEM

1	2	3	4	5	6	7	8	9	10	11	12	13	14	15	16
Group Code	Group Name	NAIC Company Code	ID Number	Federal RSSD	CIK	Name of Securities Exchange if Publicly Traded (U.S. or International)	Names of Parent, Subsidiaries Or Affiliates	Domi-ciliary Location	Relation-ship to Reporting Entity	Directly Controlled by (Name of Entity/Person)	Type of Control (Ownership, Board, Management, Attorney-in-Fact, Influence, Other)	If Control is Owner-ship Provide Percen-tage	Ultimate Controlling Entity(ies)/Person(s)	Is an SCA Filing Re-quired? (Y/N)	*
		.00000	33-1187498				Surgical Care Affiliates Political Action Committee	.AL	NIA	Surgical Care Affiliates, LLC	Ownership	100.000	UnitedHealth Group Incorporated		
		.00000	20-8922307				Surgical Care Affiliates, LLC	.DE	NIA	SCAI Holdings, LLC	Ownership	100.000	UnitedHealth Group Incorporated		
		.00000	46-2971080				Surgical Care Partners of Melbourne, LLC	.DE	NIA	SHC Melbourne, Inc.	Ownership	68.327	UnitedHealth Group Incorporated		1
							Surgical Center of South Jersey, Limited Partnership	.NJ	NIA	SCA-South Jersey, LLC	Ownership	51.000	UnitedHealth Group Incorporated		31
		.00000	22-2709324				Surgical Center of Tuscaloosa Holdings, LLC	.AL	NIA	Surgical Care Affiliates, LLC	Ownership	100.000	UnitedHealth Group Incorporated		
		.00000	63-1138507				Surgical Health of Orlando, Inc.	.FL	NIA	Surgical Health, LLC	Ownership	100.000	UnitedHealth Group Incorporated		
		.00000	58-1997354				Surgical Health, LLC	.DE	NIA	Surgical Care Affiliates, LLC	Ownership	100.000	UnitedHealth Group Incorporated		
		.00000	58-1941168				Surgical Holdings, Inc.	.DE	NIA	Surgical Care Affiliates, LLC	Ownership	100.000	UnitedHealth Group Incorporated		
		.00000	26-5429310				Surgical Hospital Holdings of Oklahoma, LLC	.DE	NIA	SCA Surgery Holdings, LLC	Ownership	100.000	UnitedHealth Group Incorporated		
		.00000	27-0168681							Surgical Hospital Holdings of Oklahoma, LLC					
		.00000	73-1521890				Surgical Hospital of Oklahoma, L.L.C.	.OK	NIA		Ownership	56.000	UnitedHealth Group Incorporated		1
		.00000	75-2157730				Surgicare of Belleville, LLC	.DE	NIA	Surgery Center Holding, LLC	Ownership	100.000	UnitedHealth Group Incorporated		
		.00000	64-0629000				Surgicare of Jackson, LLC	.DE	NIA	Surgery Center Holding, LLC	Ownership	100.000	UnitedHealth Group Incorporated		
		.00000	75-2287141				Surgicare of Joliet, Inc.	.IL	NIA	Surgery Center Holding, LLC	Ownership	100.000	UnitedHealth Group Incorporated		
		.00000	75-2501191				Surgicare of La Veta, Inc.	.CA	NIA	Surgery Centers-West Holdings, LLC	Ownership	100.000	UnitedHealth Group Incorporated		
		.00000	41-1437636				Surgicare of Minneapolis, LLC	.DE	NIA	Surgery Center Holding, LLC	Ownership	100.000	UnitedHealth Group Incorporated		
		.00000	41-1624905				Surgicare of Minneapolis, Ltd.	.MN	NIA	Surgicare of Minneapolis, LLC	Ownership	50.000	UnitedHealth Group Incorporated		32
		.00000	75-2459713				Surgicare of Mobile, LLC	.DE	NIA	Surgery Center Holding, LLC	Ownership	100.000	UnitedHealth Group Incorporated		
		.00000	75-2448926				Surgicare of Oceanside, Inc.	.CA	NIA	Surgery Center Holding, LLC	Ownership	100.000	UnitedHealth Group Incorporated		
		.00000	75-2184730				Surgicare of Owensboro, LLC	.DE	NIA	Surgery Center Holding, LLC	Ownership	100.000	UnitedHealth Group Incorporated		
		.00000	75-2200171				Surgicare of Salem, LLC	.CA	NIA	Surgery Center Holding, LLC	Ownership	100.000	UnitedHealth Group Incorporated		
		.00000	95-3329855				Surgicenters of Southern California, Inc.	.CA	NIA	Surgery Center Holding, LLC	Ownership	100.000	UnitedHealth Group Incorporated		
		.00000	46-1536748				Symphonix Health Holdings, LLC	.DE	NIA	United HealthCare Services, Inc.	Ownership	100.000	UnitedHealth Group Incorporated		
.0707	UnitedHealth Group Incorporated	84549	38-2044243				Symphonix Health Insurance, Inc.	.IL	IA	Symphonix Health Holdings, LLC	Ownership	100.000	UnitedHealth Group Incorporated		
		.00000	47-4751035				TeamMD Holdings, Inc.	.DE	NIA	AmeriChoice Corporation	Ownership	100.000	UnitedHealth Group Incorporated		
		.00000	47-4850893				TeamMD Iowa, Inc.	.DE	NIA	TeamMD Holdings, Inc.	Ownership	100.000	UnitedHealth Group Incorporated		
		.00000	35-2584893				TeamMD Physicians of Texas, Inc.	.TX	NIA	TeamMD Holdings, Inc.	Ownership	100.000	UnitedHealth Group Incorporated		
		.00000					TeamMD Physicians, P.C.	.IA	NIA	TeamMD Iowa, Inc.	Ownership	100.000	UnitedHealth Group Incorporated		
		.00000					The Advisory Board (Chile) SpA	.CHL	NIA	The Advisory Board Company	Ownership	100.000	UnitedHealth Group Incorporated		
		.00000	52-1468699				The Advisory Board Company	.DE	NIA	OptumInsight, Inc.	Ownership	100.000	UnitedHealth Group Incorporated		
		.00000	56-1970224		0001284028		The Lewin Group, Inc.	.NC	NIA	Optum Public Sector Solutions, Inc.	Ownership	100.000	UnitedHealth Group Incorporated		
		.00000	72-1349755				The Surgery Center of Easton, L.P.	.TN	NIA	Surgery Center of Easton, LLC	Ownership	57.000	UnitedHealth Group Incorporated		33
		.00000	26-1479919				Thomas Johnson Surgery Center, LLC	.MD	NIA	SCA-Frederick, LLC	Ownership	60.000	UnitedHealth Group Incorporated		1
		.00000	77-0367271				Thousand Oaks Endoscopy Center, LLC	.CA	NIA	Endoscopy Center Affiliates, Inc.	Ownership	56.400	UnitedHealth Group Incorporated		1
		.00000	25-1825549				Three Rivers Holdings, Inc.	.DE	LDP	AmeriChoice Corporation	Ownership	100.000	UnitedHealth Group Incorporated		
		.00000	63-1194203				Three Rivers Surgical Care, L.P.	.TN	NIA	Muskogee Surgical Investors, LLC	Ownership	51.000	UnitedHealth Group Incorporated		34
		.00000	59-3143128				Tmesys, LLC	.FL	NIA	PMSI Holdings, LLC	Ownership	100.000	UnitedHealth Group Incorporated		
		.00000	98-1287904				Topimagem Diagnóstico por Imagem Ltda.	.BRA	NIA	Esho – Empresa de Serviços Hospitalares S.A.	Ownership	89.000	UnitedHealth Group Incorporated		2
		.00000	52-1431155				Travel Express Incorporated	.MD	NIA	FrontierMEDEX, Inc.	Ownership	100.000	UnitedHealth Group Incorporated		
		.00000	47-5088596				TriMed, LLC	.UT	NIA	National MedTrans, LLC	Ownership	100.000	UnitedHealth Group Incorporated		
		.00000	94-3077084				U.S. Behavioral Health Plan, California	.CA	IA	United Behavioral Health	Ownership	100.000	UnitedHealth Group Incorporated		
		.00000	98-1388279				UHC Finance (Ireland) Unlimited Company	.IRL	NIA	OptumRx, Inc.	Ownership	100.000	UnitedHealth Group Incorporated		
		.00000	98-1113428				UHC Global Health Services BC Ltd.	.CAN	NIA	UnitedHealthcare Global Canada Limited	Ownership	100.000	UnitedHealth Group Incorporated		
		.00000	41-1913059				UHC International Services, Inc.	.DE	NIA	UnitedHealth Group Incorporated	Ownership	100.000	UnitedHealth Group Incorporated		
		.00000	95-2931460		0001225831		UHC of California	.CA	IA	United HealthCare Services, Inc.	Ownership	100.000	UnitedHealth Group Incorporated		
		.00000	82-3143073				UHCFL LLC	.DE	NIA	OptumRx, Inc.	Ownership	100.000	UnitedHealth Group Incorporated		
		.00000	98-1372063				UHCG Holdings (Ireland) Limited	.IRL	NIA	United HealthCare Services, Inc.	Ownership	100.000	UnitedHealth Group Incorporated		
		.00000	98-1372064				UHCG Services (Ireland) Limited	.IRL	NIA	UHCG Holdings (Ireland) Limited	Ownership	100.000	UnitedHealth Group Incorporated		
		.00000	98-1122490				UHG Brasil Participações S.A.	.BRA	NIA	Participacoes Multiestrategia	Ownership	100.000	UnitedHealth Group Incorporated		
		.00000	41-1921008				UHC Holdings, Inc.	.DE	NIA	United HealthCare Services, Inc.	Ownership	100.000	UnitedHealth Group Incorporated		

SCHEDULE Y  
PART 1A - DETAIL OF INSURANCE HOLDING COMPANY SYSTEM

1	2	3	4	5	6	7	8	9	10	11	12	13	14	15	16
Group Code	Group Name	NAIC Company Code	ID Number	Federal RSSD	CIK	Name of Securities Exchange if Publicly Traded (U.S. or International)	Names of Parent, Subsidiaries Or Affiliates	Domi-ciliary Location	Relation-ship to Reporting Entity	Directly Controlled by (Name of Entity/Person)	Type of Control (Ownership, Board, Management, Attorney-in-Fact, Influence, Other)	If Control is Ownership Provide Per-cent-age	Ultimate Controlling Entity(ies)/Person(s)	Is an SCA Filing Re-quired? (Y/N)	*
.0707	UnitedHealth Group Incorporated	.00000	39-1995276				UMR, Inc.	.DE	NIA	United HealthCare Services, Inc.	Ownership	100.000	UnitedHealth Group Incorporated		
		.91529	52-1996029				Unimerica Insurance Company	.WI	IA	OptumHealth Holdings, LLC	Ownership	100.000	UnitedHealth Group Incorporated		
.0707	UnitedHealth Group Incorporated	.11596	01-0637149				Unimerica Life Insurance Company of New York								
		.00000	25-1877716				Unison Administrative Services, LLC	.NY	IA	UnitedHealthcare Insurance Company	Ownership	100.000	UnitedHealth Group Incorporated		
		.00000	20-5917714				Unison Health Plan of Delaware, Inc.	.PA	NIA	Three Rivers Holdings, Inc.	Ownership	100.000	UnitedHealth Group Incorporated		
		.00000	94-2649097				United Behavioral Health	.DE	IA	Three Rivers Holdings, Inc.	Ownership	100.000	UnitedHealth Group Incorporated		
		.00000	41-1868911				United Behavioral Health of New York, I.P.A., Inc.	.CA	NIA	OptumHealth Holdings, LLC	Ownership	100.000	UnitedHealth Group Incorporated		
		.00000	41-1941615				United Health Foundation	.NY	NIA	United Behavioral Health	Ownership	100.000	UnitedHealth Group Incorporated		
		.00000	41-1289245	3410132	0001310133		United HealthCare Services, Inc.	.MN	NIA	UnitedHealth Group Incorporated	Ownership	100.000	UnitedHealth Group Incorporated		
							United Resource Networks IPA of New York, Inc.	.MN	NIA	UnitedHealth Group Incorporated	Ownership	100.000	UnitedHealth Group Incorporated		
		.00000	30-0318238				UnitedHealth Advisors, LLC	.NY	NIA	OptumHealth Care Solutions, LLC	Ownership	100.000	UnitedHealth Group Incorporated		
		.00000	01-0538317				UnitedHealth Group Incorporated	.ME	NIA	United HealthCare Services, Inc.	Ownership	100.000	UnitedHealth Group Incorporated		
		.00000	41-1321939	4665014	0000731766	New York Stock Exchange	UnitedHealth Group International GP	.DE	UIP			0.000			
		.00000	98-1079826				UnitedHealth Group International L.P.	.CYM	NIA	UnitedHealth Group Incorporated	Ownership	100.000	UnitedHealth Group Incorporated		
		.00000	98-1080118				UnitedHealth Group Ventures, LLC	.CYM	NIA	UnitedHealth Group Incorporated	Ownership	100.000	UnitedHealth Group Incorporated		
		.00000	46-3311984				UnitedHealth International, Inc.	.DE	NIA	UnitedHealth Group Incorporated	Ownership	100.000	UnitedHealth Group Incorporated		
		.00000	41-1917398				UnitedHealth Military & Veterans Services, LLC	.DE	NIA	UnitedHealth Group Incorporated	Ownership	100.000	UnitedHealth Group Incorporated		
		.00000	26-2574977				UnitedHealth UK Limited	.GBR	NIA	United HealthCare Services, Inc.	Ownership	100.000	UnitedHealth Group Incorporated		
.0707	UnitedHealth Group Incorporated	.95174	33-0115163		0001225840		UnitedHealthcare Benefits of Texas, Inc.	.TX	IA	Optum Solutions UK Holdings Limited	Ownership	100.000	UnitedHealth Group Incorporated		
							UnitedHealthcare Benefits Plan of California			United HealthCare Services, Inc.	Ownership	100.000	UnitedHealth Group Incorporated		
		.00000	47-3221444				UnitedHealthcare Community Plan of California, Inc.	.CA	IA	United HealthCare Services, Inc.	Ownership	100.000	UnitedHealth Group Incorporated		
		.00000	46-4348775				UnitedHealthcare Community Plan of Georgia, Inc.	.CA	IA	United HealthCare Services, Inc.	Ownership	100.000	UnitedHealth Group Incorporated		
.0707	UnitedHealth Group Incorporated	.13168	26-2688274				UnitedHealthcare Community Plan of Ohio, Inc.	.GA	IA	AmeriChoice Corporation	Ownership	100.000	UnitedHealth Group Incorporated		
.0707	UnitedHealth Group Incorporated	.12323	56-2451429				UnitedHealthcare Community Plan of Texas, L.L.C.	.OH	RE	Three Rivers Holdings, Inc.	Ownership	100.000	UnitedHealth Group Incorporated		
.0707	UnitedHealth Group Incorporated	.11141	91-2008361				UnitedHealthcare Community Plan, Inc.	.TX	IA	Ovations, Inc.	Ownership	100.000	UnitedHealth Group Incorporated		
		.95467	38-3204052				UnitedHealthcare Consulting & Assistance Service (Beijing) Co., Ltd.	.MI	IA	AmeriChoice Corporation	Ownership	100.000	UnitedHealth Group Incorporated		
		.00000	98-1200034				UnitedHealthcare Europe S.á r.l.	.CHN	NIA	UnitedHealthcare International I B.V.	Ownership	100.000	UnitedHealth Group Incorporated		
		.00000	98-1199879				UnitedHealthcare Global Canada Limited	.LUX	NIA	UnitedHealthcare International I S.á r.l.	Ownership	100.000	UnitedHealth Group Incorporated		
		.00000	98-1104429				UnitedHealthcare Global Medical (UK) Limited	.CAN	NIA	UnitedHealthcare International I B.V.	Ownership	100.000	UnitedHealth Group Incorporated		
		.00000	98-1029201				UnitedHealthcare India Private Limited	.GBR	NIA	UnitedHealthcare International I B.V.	Ownership	100.000	UnitedHealth Group Incorporated		
		.00000	98-1099116				UnitedHealthcare Insurance Company	.IND	NIA	UnitedHealthcare International II B.V.	Ownership	99.994	UnitedHealth Group Incorporated		
		.00000	98-1099116				UnitedHealthcare Insurance Company of Illinois	.IND	NIA	UnitedHealth International, Inc.	Ownership	0.007	UnitedHealth Group Incorporated		
.0707	UnitedHealth Group Incorporated	.79413	36-2739571				UnitedHealthcare Insurance Company of New York	.CT	IA	UHC Holdings, Inc.	Ownership	100.000	UnitedHealth Group Incorporated		
.0707	UnitedHealth Group Incorporated	.60318	36-3800349				UnitedHealthcare Insurance Company of the River Valley, Inc.	.IL	IA	UnitedHealthcare Insurance Company	Ownership	100.000	UnitedHealth Group Incorporated		
.0707	UnitedHealth Group Incorporated	.60093	11-3283886				UnitedHealthcare Integrated Services, Inc.	.NY	IA	UnitedHealthcare Services Company of the River Valley, Inc.	Ownership	100.000	UnitedHealth Group Incorporated		
.0707	UnitedHealth Group Incorporated	.12231	20-1902768				UnitedHealthcare International Asia, LLC	.IL	IA	Ovations, Inc.	Ownership	100.000	UnitedHealth Group Incorporated		
		.00000	86-0618309				UnitedHealthcare International I B.V.	.AZ	IA	UnitedHealth Group Incorporated	Ownership	100.000	UnitedHealth Group Incorporated		
		.00000	41-1988797				UnitedHealthcare International VI S.á r.l.	.DE	NIA	UnitedHealth Group Incorporated	Ownership	100.000	UnitedHealth Group Incorporated		
		.00000	98-1100512				UnitedHealthcare International I S.á r.l.	.MD	NIA	UnitedHealthcare International L.P.	Ownership	100.000	UnitedHealth Group Incorporated		
		.00000	98-1079595					.LUX	NIA		Ownership	100.000	UnitedHealth Group Incorporated		

SCHEDULE Y  
PART 1A - DETAIL OF INSURANCE HOLDING COMPANY SYSTEM

1	2	3	4	5	6	7	8	9	10	11	12	13	14	15	16
Group Code	Group Name	NAIC Company Code	ID Number	Federal RSSD	CIK	Name of Securities Exchange if Publicly Traded (U.S. or International)	Names of Parent, Subsidiaries Or Affiliates	Domi-ciliary Location	Relation-ship to Reporting Entity	Directly Controlled by (Name of Entity/Person)	Type of Control (Ownership, Board, Management, Attorney-in-Fact, Influence, Other)	If Control is Owner-ship Provide Percen-tage	Ultimate Controlling Entity(ies)/Person(s)	Is an SCA Filing Re-quired? (Y/N)	*
		.00000	98-1100980				UnitedHealthcare International II B.V. ....	.NLD	.NIA	OptumHealth International B.V. ....	Ownership.....	100.000	UnitedHealth Group Incorporated		
		.00000	98-1079459				UnitedHealthcare International II S.á r.l. ....	.LUX	.NIA	UnitedHealthcare Europe S.á r.l. ....	Ownership.....	100.000	UnitedHealth Group Incorporated		
		.00000	98-1340853				UnitedHealthcare International III B.V. ....	.NLD	.NIA	UnitedHealthcare Europe S.á r.l. ....	Ownership.....	100.000	UnitedHealth Group Incorporated		
		.00000	98-1077436				UnitedHealthcare International III S.á r.l. ....	.LUX	.NIA	Optum Services (Ireland) Limited .....	Ownership.....	69.999	UnitedHealth Group Incorporated		
							UnitedHealthcare International II S.á r.l. ....			UnitedHealthcare International II S.á r.l. ....					
		.00000	98-1077436				UnitedHealthcare International III S.á r.l. ....	.LUX	.NIA		Ownership.....	30.001	UnitedHealth Group Incorporated		
		.00000	98-1372054				UnitedHealthcare International IV B.V. ....	.NLD	.NIA	UnitedHealthcare International V S.á r.l. ....	Ownership.....	100.000	UnitedHealth Group Incorporated		
		.00000	98-1080926				UnitedHealthcare International IV S.á r.l. ....	.LUX	.NIA	UnitedHealthcare International IV B.V. ....	Ownership.....	100.000	UnitedHealth Group Incorporated		
		.00000	98-1387355				UnitedHealthcare International IX S.á r.l. ....	.LUX	.NIA	UnitedHealthcare Europe S.á r.l. ....	Ownership.....	100.000	UnitedHealth Group Incorporated		
							UnitedHealthcare International III S.á r.l. ....			UnitedHealthcare International III S.á r.l. ....					
		.00000	98-1257473				UnitedHealthcare International V S.á r.l. ....	.LUX	.NIA		Ownership.....	100.000	UnitedHealth Group Incorporated		
		.00000	98-1372058				UnitedHealthcare International VI S.á r.l. ....	.LUX	.NIA	UnitedHealth Group International L.P. ....	Ownership.....	100.000	UnitedHealth Group Incorporated		
		.00000	98-1372060				UnitedHealthcare International VII S.á r.l. ....	.LUX	.NIA	UnitedHealth Group International L.P. ....	Ownership.....	100.000	UnitedHealth Group Incorporated		
							UnitedHealthcare International VIII S.á r.l. ....			UnitedHealthcare International VII S.á r.l. ....					
		.00000	98-1372062					.LUX	.NIA		Ownership.....	100.000	UnitedHealth Group Incorporated		
.0707	UnitedHealth Group Incorporated	.97179	86-0207231				UnitedHealthcare Life Insurance Company .....	.WI	.IA	Golden Rule Financial Corporation .....	Ownership.....	100.000	UnitedHealth Group Incorporated		
.0707	UnitedHealth Group Incorporated	.95784	63-0899562				UnitedHealthcare of Alabama, Inc. ....	.AL	.IA	UnitedHealthcare, Inc. ....	Ownership.....	100.000	UnitedHealth Group Incorporated		
.0707	UnitedHealth Group Incorporated	.96016	86-0507074				UnitedHealthcare of Arizona, Inc. ....	.AZ	.IA	UnitedHealthcare, Inc. ....	Ownership.....	100.000	UnitedHealth Group Incorporated		
.0707	UnitedHealth Group Incorporated	.95446	63-1036819				UnitedHealthcare of Arkansas, Inc. ....	.AR	.IA	UnitedHealthcare, Inc. ....	Ownership.....	100.000	UnitedHealth Group Incorporated		
.0707	UnitedHealth Group Incorporated	.95090	84-1004639				UnitedHealthcare of Colorado, Inc. ....	.CO	.IA	UnitedHealthcare, Inc. ....	Ownership.....	100.000	UnitedHealth Group Incorporated		
.0707	UnitedHealth Group Incorporated	.95264	59-1293865				UnitedHealthcare of Florida, Inc. ....	.FL	.IA	UnitedHealthcare, Inc. ....	Ownership.....	100.000	UnitedHealth Group Incorporated		
.0707	UnitedHealth Group Incorporated	.95850	58-1653544				UnitedHealthcare of Georgia, Inc. ....	.GA	.IA	UnitedHealthcare, Inc. ....	Ownership.....	100.000	UnitedHealth Group Incorporated		
.0707	UnitedHealth Group Incorporated	.95776	36-3280214				UnitedHealthcare of Illinois, Inc. ....	.IL	.IA	UnitedHealthcare, Inc. ....	Ownership.....	100.000	UnitedHealth Group Incorporated		
.0707	UnitedHealth Group Incorporated	.96644	62-1240316				UnitedHealthcare of Kentucky, Ltd. ....	.KY	.IA	United HealthCare Services, Inc. ....	Ownership.....	94.180	UnitedHealth Group Incorporated		.35
.0707	UnitedHealth Group Incorporated	.96644	62-1240316				UnitedHealthcare of Kentucky, Ltd. ....	.KY	.IA	United HealthCare Services, Inc. ....	Ownership.....	5.820	UnitedHealth Group Incorporated		.35
.0707	UnitedHealth Group Incorporated	.95833	72-1074008				UnitedHealthcare of Louisiana, Inc. ....	.LA	.IA	UnitedHealthcare, Inc. ....	Ownership.....	100.000	UnitedHealth Group Incorporated		
.0707	UnitedHealth Group Incorporated	.95716	63-1036817				UnitedHealthcare of Mississippi, Inc. ....	.MS	.IA	UnitedHealthcare, Inc. ....	Ownership.....	100.000	UnitedHealth Group Incorporated		
.0707	UnitedHealth Group Incorporated	.95149	05-0413469				UnitedHealthcare of New England, Inc. ....	.RI	.IA	United HealthCare Services, Inc. ....	Ownership.....	100.000	UnitedHealth Group Incorporated		
.0707	UnitedHealth Group Incorporated	.13214	26-2697886				UnitedHealthcare of New Mexico, Inc. ....	.NM	.IA	UnitedHealthcare Insurance Company .....	Ownership.....	100.000	UnitedHealth Group Incorporated		
.0707	UnitedHealth Group Incorporated	.95085	06-1172891				UnitedHealthcare of New York, Inc. ....	.NY	.IA	AmeriChoice Corporation .....	Ownership.....	100.000	UnitedHealth Group Incorporated		
.0707	UnitedHealth Group Incorporated	.95103	56-1461010				UnitedHealthcare of North Carolina, Inc. ....	.NC	.IA	UnitedHealthcare, Inc. ....	Ownership.....	100.000	UnitedHealth Group Incorporated		
.0707	UnitedHealth Group Incorporated	.95186	31-1142815				UnitedHealthcare of Ohio, Inc. ....	.OH	.IA	United HealthCare Services, Inc. ....	Ownership.....	100.000	UnitedHealth Group Incorporated		
.0707	UnitedHealth Group Incorporated	.96903	33-0115166				UnitedHealthcare of Oklahoma, Inc. ....	.OK	.IA	United HealthCare Services, Inc. ....	Ownership.....	100.000	UnitedHealth Group Incorporated		
.0707	UnitedHealth Group Incorporated	.95893	93-0938819		0001225824		UnitedHealthcare of Oregon, Inc. ....	.OR	.IA	United HealthCare Services, Inc. ....	Ownership.....	100.000	UnitedHealth Group Incorporated		
.0707	UnitedHealth Group Incorporated	.95220	25-1756858				UnitedHealthcare of Pennsylvania, Inc. ....	.PA	.IA	Three Rivers Holdings, Inc. ....	Ownership.....	100.000	UnitedHealth Group Incorporated		
.0707	UnitedHealth Group Incorporated	.95765	95-3939697				UnitedHealthcare of Texas, Inc. ....	.TX	.IA	UnitedHealthcare, Inc. ....	Ownership.....	100.000	UnitedHealth Group Incorporated		
.0707	UnitedHealth Group Incorporated	.95025	52-1130183				UnitedHealthcare of the Mid-Atlantic, Inc. ....	.MD	.IA	UnitedHealthcare, Inc. ....	Ownership.....	100.000	UnitedHealth Group Incorporated		
.0707	UnitedHealth Group Incorporated	.95591	47-0676824				UnitedHealthcare of the Midlands, Inc. ....	.ME	.IA	UnitedHealthcare, Inc. ....	Ownership.....	100.000	UnitedHealth Group Incorporated		
.0707	UnitedHealth Group Incorporated	.96385	43-1361841				UnitedHealthcare of the Midwest, Inc. ....	.MO	.IA	UnitedHealthcare, Inc. ....	Ownership.....	100.000	UnitedHealth Group Incorporated		
.0707	UnitedHealth Group Incorporated	.95501	41-1488563				UnitedHealthcare of Utah, Inc. ....	.UT	.IA	UnitedHealthcare, Inc. ....	Ownership.....	100.000	UnitedHealth Group Incorporated		
.0707	UnitedHealth Group Incorporated	.48038	91-1312551		0001225843		UnitedHealthcare of Washington, Inc. ....	.WA	.IA	United HealthCare Services, Inc. ....	Ownership.....	100.000	UnitedHealth Group Incorporated		
.0707	UnitedHealth Group Incorporated	.95710	39-1555888				UnitedHealthcare of Wisconsin, Inc. ....	.WI	.IA	UnitedHealthcare, Inc. ....	Ownership.....	100.000	UnitedHealth Group Incorporated		
							UnitedHealthcare Plan of the River Valley, Inc. ....	.IL	.IA	UnitedHealthcare Services Company of the River Valley, Inc. ....	Ownership.....	100.000	UnitedHealth Group Incorporated		
							UnitedHealthcare Risk Designated Activity Company .....	.IRL	.NIA	UHC9 Holdings (Ireland) Limited .....	Ownership.....	100.000	UnitedHealth Group Incorporated		
		.00000	98-1372065				UnitedHealthcare Service LLC .....	.DE	.NIA	UnitedHealthcare Insurance Company .....	Ownership.....	100.000	UnitedHealth Group Incorporated		
							UnitedHealthcare Services Company of the River Valley, Inc. ....	.DE	.NIA	UnitedHealthcare, Inc. ....	Ownership.....	100.000	UnitedHealth Group Incorporated		
		.00000	36-3355110				UnitedHealthcare Specialty Benefits, LLC .....	.ME	.NIA	Specialty Benefits, LLC .....	Ownership.....	100.000	UnitedHealth Group Incorporated		
		.00000	01-0518346				UnitedHealthcare, Inc. ....	.DE	.NIA	United HealthCare Services, Inc. ....	Ownership.....	100.000	UnitedHealth Group Incorporated		
		.00000	41-1922511				UpFront Insurance Agency, LLC .....	.MN	.NIA	Savvysherpa, LLC .....	Ownership.....	100.000	UnitedHealth Group Incorporated		
		.00000	33-0812827				Upland Outpatient Surgical Center, L.P. ....	.CA	.NIA	NSC Upland, LLC .....	Ownership.....	80.000	UnitedHealth Group Incorporated		.36
		.00000	26-0382877		0001453198		Urgent Care Holdings, Inc. ....	.DE	.NIA	Optum Clinics Intermediate Holdings, Inc. ....	Ownership.....	100.000	UnitedHealth Group Incorporated		

ANNUAL STATEMENT FOR THE YEAR 2017 OF THE UnitedHealthcare Community Plan of Ohio, Inc.

SCHEDULE Y  
PART 1A - DETAIL OF INSURANCE HOLDING COMPANY SYSTEM

1	2	3	4	5	6	7	8	9	10	11	12	13	14	15	16
Group Code	Group Name	NAIC Company Code	ID Number	Federal RSSD	CIK	Name of Securities Exchange if Publicly Traded (U.S. or International)	Names of Parent, Subsidiaries Or Affiliates	Domi-ciliary Location	Relation-ship to Reporting Entity	Directly Controlled by (Name of Entity/Person)	Type of Control (Ownership, Board, Management, Attorney-in-Fact, Influence, Other)	If Control is Owner-ship Provide Percen-tage	Ultimate Controlling Entity(ies)/Person(s)	Is an SCA Filing Re-quired? (Y/N)	*
		.00000	26-3667220				Urgent Care MSO, LLC	DE	NIA	Urgent Care Holdings, Inc.	Ownership	100.000	UnitedHealth Group Incorporated		
		.00000	75-2613230				Urology Associates of North Texas, P.L.L.C.	TX	NIA	USMD Affiliated Services	Ownership	100.000	UnitedHealth Group Incorporated		
		.00000	20-8048861				USMD Administrative Services, L.L.C.	TX	NIA	USMD Inc.	Ownership	100.000	UnitedHealth Group Incorporated		
		.00000	27-2956222				USMD Affiliated Services	TX	NIA	USMD Inc.	Ownership	100.000	UnitedHealth Group Incorporated		
		.00000	27-2866866		0001507881		USMD Holdings, Inc.	DE	NIA	WellMed Medical Management, Inc.	Ownership	100.000	UnitedHealth Group Incorporated		
		.00000	20-8050318		0001404693		USMD Inc.	TX	NIA	USMD Holdings, Inc.	Ownership	100.000	UnitedHealth Group Incorporated		
		.00000	35-2446102				USMD PPM, LLC	TX	NIA	USMD Inc.	Ownership	100.000	UnitedHealth Group Incorporated		
		.00000	87-0757396				Valley Physicians Network, Inc.	CA	NIA	PrimeCare Medical Network, Inc.	Ownership	100.000	UnitedHealth Group Incorporated		
		.00000					Virtual Therapeutics Corporation	DE	NIA	Savvysherpa, LLC	Ownership	66.600	UnitedHealth Group Incorporated		2
		.00000	36-3469841				Wauwatosa Outpatient Surgery Center, LLC	DE	NIA	Surgery Centers-West Holdings, LLC	Ownership	100.000	UnitedHealth Group Incorporated		
							Wauwatosa Surgery Center, Limited Partnership								
		.00000	36-3469839					WI	NIA	Wauwatosa Outpatient Surgery Center, LLC	Ownership	51.000	UnitedHealth Group Incorporated		37
		.00000	20-5429310				Wayland Square Surgicare Acquisition, L.P.	RI	NIA	Wayland Square Surgicare GP, Inc.	Ownership	59.000	UnitedHealth Group Incorporated		38
		.00000	75-2500274				Wayland Square Surgicare GP, Inc.	RI	NIA	Surgery Center Holding, LLC	Ownership	100.000	UnitedHealth Group Incorporated		
		.00000	74-2797745				WellMed Medical Management of Florida, Inc.	FL	NIA	WellMed Medical Management, Inc.	Ownership	100.000	UnitedHealth Group Incorporated		
		.00000	74-2786364				WellMed Medical Management, Inc.	TX	NIA	Collaborative Care Holdings, LLC	Ownership	80.000	UnitedHealth Group Incorporated		2
		.00000	41-2250215				WellMed Networks - DFW, Inc.	TX	NIA	WellMed Medical Management, Inc.	Ownership	50.000	UnitedHealth Group Incorporated		2
		.00000	27-2809113				West Coast Endoscopy Holdings, LLC	DE	NIA	SCA Surgery Holdings, LLC	Ownership	100.000	UnitedHealth Group Incorporated		
		.00000	45-0636596				WESTMED Practice Partners LLC	DE	NIA	Collaborative Care Holdings, LLC	Ownership	100.000	UnitedHealth Group Incorporated		
		.00000	46-5548304				Winchester Endoscopy, LLC	IL	NIA	SCA-Winchester, LLC	Ownership	51.000	UnitedHealth Group Incorporated		1
		.00000	62-1587564				Winter Park, LLC	TN	NIA	SCA-Winter Park, Inc.	Ownership	51.000	UnitedHealth Group Incorporated		1
		.00000	52-2102846		0001314524		XLHealth Corporation	MD	NIA	United HealthCare Services, Inc.	Ownership	100.000	UnitedHealth Group Incorporated		
		.00000	98-1107695				XLHealth Corporation India Private Limited	IND	NIA	XLHealth Corporation	Ownership	100.000	UnitedHealth Group Incorporated		
							Your Health Options Insurance Services, Inc.								
		.00000	11-3764012					CA	NIA	PrimeCare Medical Network, Inc.	Ownership	100.000	UnitedHealth Group Incorporated		
		.00000	27-0172594				Your Partner in Health Services, Inc.	IL	NIA	North American Medical Management - Illinois, Inc.	Ownership	100.000	UnitedHealth Group Incorporated		

Asterisk	Explanation
1	TBD - Minority owned information will be disclosed in a future reporting period.
2	The remaining percentage is owned by either: 1) non-affiliated entity(ies), 2) external shareholders, or 3) outside investors.
3	The remaining percentage is owned by Company Officers and/or Directors
4	The remaining percentage is owned by the former controlling shareholders.
5	NSC Lancaster, LLC holds a 81.24% limited partnership interest and a 1% general partnership interest in Antelope Valley Surgery Center, L.P.
6	Surgery Center Holding, LLC holds a 51% general partnership interest and a 23.94% limited partnership interest in B.R.A.S.S. Partnership in Commendam
7	Bakersfield-SC, LLC holds a 25% general partnership interest and a 71% limited partnership interest in Bakersfield Physicians Plaza Surgical Center, L.P.
8	Blackstone Valley Surgicare GP, LLC holds a 40% general partnership interest and a 59% limited partnership interest in Blackstone Valley Surgicare Acquisition, L.P.
9	SCA-Citrus, Inc. holds a 52% general partnership interest and a 5% limited partnership interest in Citrus Regional Surgery Center, L.P.
10	SCA-Colorado Springs, LLC holds a 51% general partnership interest and a 44% limited partnership interest in Colorado Springs Surgery Center, Ltd.
11	Connecticut Surgical Center, LLC holds a 51% general partnership interest and a 14% limited partnership interest in Connecticut Surgery Center, Limited Partnership.
12	The remaining percentage is owned by: External Shareholders (0.353520%) and Treasury Shares (0.016254%).
13	SCA-Florence, LLC holds a 50% general partnership interest in Florence Surgery Center, L.P.
14	Gadsden Surgery Center, LLC holds a 51% general partnership interest and a 6.5% limited partnership interest in Gadsden Surgery Center, Ltd.
15	SCA-Northeast Georgia Health, LLC holds a 51% general partnership interest and a 35% limited partnership interest in Gainesville Surgery Center, L.P.
16	Surgery Centers-West Holdings, LLC holds a 71% limited partnership interest and a 1% general partnership interest in Golden Triangle Surgicenter, L.P.
17	Redlands Ambulatory Surgery Center holds a 51% general partnership interest and a 7.22% limited partnership interest in Inland Surgery Center, L.P. SC Affiliates also holds a 13.03% limited partnership interest in Inland Surgery Center, L.P.
18	Surgery Center of Louisville, LLC holds a 51% general partnership interest and a 14.4% limited partnership interest in Louisville S.C., Ltd.
19	SCA-Eugene, Inc. holds a 51% general partnership interest and a 41% limited partnership interest in McKenzie Surgery Center, L.P.
20	Mississippi Surgery Holdings, LLC holds a 41% general partnership interest and a 59% limited partnership interest in Mississippi Surgical Center Limited Partnership.

ANNUAL STATEMENT FOR THE YEAR 2017 OF THE UnitedHealthcare Community Plan of Ohio, Inc.

Asterisk	Explanation
21 .....	SCA-Mt. Pleasant, LLC holds a 51% general partnership interest and a 44.41% limited partnership interest in Mt. Pleasant Surgery Center, L.P. ....
22 .....	Northern Rockies Surgicenter, Inc. holds a 51% general partnership interest and a 4.25% limited partnership interest in Northern Rockies Surgery Center, L.P. ....
23 .....	Northwest Surgicare, LLC holds a 51% general partnership interest and a 5% limited partnership interest in Northwest Surgicare, Ltd., an IL Limited Partnership ....
24 .....	Pasteur Plaza Surgery Center GP, Inc. holds a 51% general partnership interest and a 27.706% limited partnership interest in Pasteur Plaza Surgery Center, L.P. ....
25 .....	Pomerado Outpatient Surgical Center, Inc. holds a 50.75% general partnership interest and 6% limited partnership interest in Pomerado Outpatient Surgical Center, L.P. ....
26 .....	Bakersfield Physicians Plaza Surgical Center, L.P. holds a 99% general partnership interest and Physicians Plaza Holdings, LLC holds a 1% limited partnership interest in Southwest Surgical Center of Bakersfield, L.P. ....
27 .....	SCA-Merritt, LLC holds a 50.08% general partnership interest in Space Coast Surgery Center, Ltd. ....
28 .....	SCA Stonegate Holdings, LLC holds a 52% general partnership interest in Stonegate Surgery Center, L.P. ....
29 .....	SCA of Clarksville, Inc. holds a 51% general partnership interest and a 49% limited partnership interest in Surgery Center of Clarksville, L.P. ....
30 .....	Surgery Center of Des Moines, LLC holds a 51% general partnership interest and a 14.85% limited partnership interest in Surgery Centers of Des Moines, Ltd., an IA Limited Partnership ....
31 .....	SCA-South Jersey, LLC holds a 51% general partnership interest and a 19.95% limited partnership interest in Surgical Center of South Jersey, Limited Partnership. SC Affiliates, LLC also holds a 0.73% limited partnership interest in Surgical Center of South Jersey, Limited Partnership. ....
32 .....	Surgicare of Minneapolis, LLC holds a 50% general partnership interest and a 30.5% limited partnership interest in Surgicare of Minneapolis, Ltd., a MN Limited Partnership ....
33 .....	Surgery Center of Easton, LLC holds a 57% general partnership interest in The Surgery Center of Easton, L.P. ....
34 .....	Muskogee Surgical Investors, LLC holds a 51% general partnership interest and a 17.5% limited partnership interest in Three Rivers Surgical Care, L.P. ....
35 .....	The general partnership interest of 89.77% is held by United HealthCare Services, Inc. (UHS) and 10.23% is held by UnitedHealthcare, Inc. (UHC). UHS also holds 100% of the limited partnership interests. When combining general and limited partner interests, UHS owns 94.18% and UHC owns 5.82%. ....
36 .....	NSC Upland, LLC holds an 80% general partnership interest and a 12.81% limited partnership interest in Upland Outpatient Surgical Center, L.P. ....
37 .....	Wauwatosa Outpatient Surgery Center, LLC holds a 51% limited partnership interest in Wauwatosa Surgery Center, Limited Partnership. ....
38 .....	Wayland Square Surgicare GP, Inc. holds a 40% general partnership interest and a 59% limited partnership interest in Wayland Square Surgicare Acquisition, L.P. ....

SCHEDULE Y

PART 2 - SUMMARY OF INSURER'S TRANSACTIONS WITH ANY AFFILIATES

1	2	3	4	5	6	7	8	9	10	11	12	13
NAIC Company Code	ID Number	Names of Insurers and Parent, Subsidiaries or Affiliates	Shareholder Dividends	Capital Contributions	Purchases, Sales or Exchanges of Loans, Securities, Real Estate, Mortgage Loans or Other Investments	Income/ (Disbursements) Incurred in Connection with Guarantees or Undertakings for the Benefit of any Affiliate(s)	Management Agreements and Service Contracts	Income/ (Disbursements) Incurred Under Reinsurance Agreements	*	Any Other Material Activity Not in the Ordinary Course of the Insurer's Business	Totals	Reinsurance Recoverable/ (Payable) on Losses and/or Reserve Credit Taken/(Liability)
	41-1913523	ACN Group IPA of New York, Inc.	(7,000,000)	.0	.0	.0	(14,766,045)	.0		.0	(21,766,045)	.0
	27-0015861	ACN Group of California, Inc.	(3,500,000)	.0	.0	.0	11,674,213	.0		.0	8,174,213	.0
82406	35-1665915	All Savers Insurance Company	(250,000,000)	.0	.0	.0	(49,101,353)	(625,570)		.0	(299,726,923)	24,588
73130	35-1744596	All Savers Life Insurance Company of California	.0	.0	.0	.0	(23,113)	.0		.0	(23,113)	.0
	54-1743136	AmeriChoice Corporation	187,900,000	.0	.0	.0	.0	.0		.0	187,900,000	.0
95497	22-3368602	AmeriChoice of New Jersey, Inc.	.0	.0	.0	.0	(228,800,972)	.0		.0	(228,800,972)	.0
	86-0813232	APIPA	(60,000,000)	.0	.0	.0	(455,622,072)	.0		.0	(515,622,072)	.0
	88-0267857	Behavioral Healthcare Options, Inc.	.0	.0	.0	.0	6,074,327	.0		.0	6,074,327	.0
12558	45-4976934	Care Improvement Plus of Texas Insurance Company	.0	.0	.0	.0	(169,432,901)	.0		.0	(169,432,901)	.0
12567	20-3888112	Care Improvement Plus South Central Insurance Company	(175,000,000)	.0	.0	.0	(196,654,560)	135,390		.0	(371,519,170)	112,574
14041	27-5038136	Care Improvement Plus Wisconsin Insurance Company	.0	.0	.0	.0	(19,431,596)	.0		.0	(19,431,596)	.0
	52-1811176	DBP Services of New York IPA, Inc.	.0	.0	.0	.0	1,848,051	.0		.0	1,848,051	.0
	52-1452809	Dental Benefit Providers of California, Inc.	(10,000,000)	.0	.0	.0	(6,284,656)	.0		.0	(16,284,656)	.0
52053	36-4008355	Dental Benefit Providers of Illinois, Inc.	.0	.0	.0	.0	(346,349)	.0		.0	(346,349)	.0
	41-2014834	Dental Benefit Providers, Inc.	.0	.0	.0	.0	164,282,615	.0		.0	164,282,615	.0
	88-0223385	Family Health Care Services	.0	.0	.0	.0	6,853,387	.0		.0	6,853,387	.0
	88-0257036	Family Home Hospice, Inc.	.0	.0	.0	.0	920,336	.0		.0	920,336	.0
	37-0855360	Golden Rule Financial Corporation	370,000,000	.0	.0	.0	.0	.0		.0	370,000,000	.0
62286	37-6028756	Golden Rule Insurance Company	(60,000,000)	.0	.0	.0	(197,104,674)	.0		.0	(257,104,674)	.0
	98-0213198	H&W Indemnity (SPC), Ltd.	.0	.0	.0	.0	.0	(4,250,131)		.0	(4,250,131)	28,434,588
79480	35-1279304	Harken Health Insurance Company	.0	.0	.0	.0	(22,909,042)	.0		.0	(22,909,042)	.0
96342	88-0201035	Health Plan of Nevada	(75,000,000)	.0	.0	.0	(944,919,930)	(850,700)		.0	(1,020,770,630)	71,894
	13-4138668	INSPIRIS of New York IPA, Inc.	.0	.0	.0	.0	266,671,346	.0		.0	266,671,346	.0
	45-3143218	Lifeprint East, Inc.	.0	.0	.0	.0	67,683,679	.0		.0	67,683,679	.0
	27-2309024	LifePrint Health, Inc.	.0	.0	.0	.0	1,596,304,159	.0		.0	1,596,304,159	.0
60321	52-1803283	MAMSI Life and Health Insurance Company	.0	.0	.0	.0	(11,946,642)	(1,740,599)		.0	(13,687,241)	275,809
96310	52-1169135	MD-Individual Practice Association, Inc.	(7,000,000)	.0	.0	.0	(32,613,857)	(20,865)		.0	(39,634,722)	546,182
12756	20-3391186	Medica Health Plans of Florida, Inc.	.0	.0	.0	.0	13,287	.0		.0	13,287	.0
12155	01-0788576	Medica HealthCare Plans, Inc.	(25,000,000)	.0	.0	.0	(46,962,423)	.0		.0	(71,962,423)	.0
95251	76-0196559	National Pacific Dental, Inc.	(1,700,000)	.0	.0	.0	(1,989,027)	.0		.0	(3,689,027)	.0
95123	65-0996107	Neighborhood Health Partnership, Inc.	(41,000,000)	.0	.0	.0	(81,078,286)	.0		.0	(122,078,286)	.0
95758	88-0228572	Nevada Pacific Dental	.0	.0	.0	.0	(364,522)	.0		.0	(364,522)	.0
	84-1250135	New West Physicians, Inc.	.0	.0	.0	.0	68,096	.0		.0	68,096	.0
96940	52-1518174	Optimum Choice, Inc.	(8,000,000)	.0	.0	.0	(30,628,161)	(334,280)		.0	(38,962,441)	55,280
69647	31-0628424	Optum Insurance of Ohio, Inc.	(7,000,000)	.0	.0	.0	(7,735,329)	.0		.0	(14,735,329)	.0
	41-1591944	OptumHealth Care Solutions, Inc.	.0	.0	.0	.0	169,701,530	.0		.0	169,701,530	.0
	41-1858498	OptumInsight, Inc.	.0	.0	.0	.0	316,919,235	.0		.0	316,919,235	.0
	33-0441200	OptumRx, Inc.	.0	.0	.0	.0	1,288,636,767	.0		.0	1,288,636,767	.0

SCHEDULE Y

PART 2 - SUMMARY OF INSURER'S TRANSACTIONS WITH ANY AFFILIATES

1	2	3	4	5	6	7	8	9	10	11	12	13
NAIC Company Code	ID Number	Names of Insurers and Parent, Subsidiaries or Affiliates	Shareholder Dividends	Capital Contributions	Purchases, Sales or Exchanges of Loans, Securities, Real Estate, Mortgage Loans or Other Investments	Income/ (Disbursements) Incurred in Connection with Guarantees or Undertakings for the Benefit of any Affiliate(s)	Management Agreements and Service Contracts	Income/ (Disbursements) Incurred Under Reinsurance Agreements	*	Any Other Material Activity Not in the Ordinary Course of the Insurer's Business	Totals	Reinsurance Recoverable/ (Payable) on Losses and/or Reserve Credit Taken/(Liability)
	13-3818652	OrthoNet LLC	.0	.0	.0	.0	4,778,211	.0		.0	4,778,211	.0
	30-0029448	OrthoNet of the Mid-Atlantic, Inc.	(9,000,000)	.0	.0	.0	(808,481)	.0		.0	(9,808,481)	.0
78026	22-2797560	Oxford Health Insurance, Inc.	(235,000,000)	.0	.0	.0	(925,446,402)	(846,580)		.0	(1,161,292,982)	21,798,959
96798	06-1181201	Oxford Health Plans (CT), Inc.	(8,800,000)	.0	.0	.0	(206,379,061)	(1,410,376)		.0	(216,589,437)	171,744
95506	22-2745725	Oxford Health Plans (NJ), Inc.	.0	.0	.0	.0	(80,239,594)	1,091,008		.0	(79,148,586)	1,096,933
95479	06-1181200	Oxford Health Plans (NY), Inc.	.0	.0	.0	.0	(103,725,713)	.0		.0	(103,725,713)	.0
	52-2443751	Oxford Health Plans LLC	8,800,000	.0	.0	.0	.0	.0		.0	8,800,000	.0
70785	35-1137395	PacifiCare Life and Health Insurance Company	(3,200,000)	.0	.0	.0	(1,874,772)	238		.0	(5,074,534)	12,683
84506	95-2829463	PacifiCare Life Assurance Company	(2,000,000)	.0	.0	.0	6,153	.0		.0	(1,993,847)	.0
95617	94-3267522	PacifiCare of Arizona, Inc.	(60,000,000)	.0	.0	.0	(1,421,793)	(617)		.0	(61,422,410)	.0
95434	84-1011378	PacifiCare of Colorado, Inc.	.0	.0	.0	.0	(391,613,120)	(3,697,833)		.0	(395,310,953)	2,837
95685	86-0875231	PacifiCare of Nevada, Inc.	.0	(4,000,000)	.0	.0	94,581	203		.0	(3,905,216)	.0
11494	04-3677255	Physicians Health Choice of Texas, LLC	.0	25,000,000	.0	.0	(67,512,115)	1,055,184		.0	(41,456,931)	1,451,347
11176	65-0885893	Preferred Care Partners, Inc.	(13,500,000)	.0	.0	.0	(194,515,557)	.0		.0	(208,015,557)	.0
	33-0607478	PrimeCare Medical Network, Inc.	.0	.0	.0	.0	279,167,283	.0		.0	279,167,283	.0
95482	84-0614905	Rocky Mountain Health Maintenance Organization, Inc.	.0	22,672,189	.0	.0	(30,903,513)	.0		.0	(8,231,324)	.0
	84-1009248	Rocky Mountain Health Management Corporation	.0	.0	.0	.0	31,146,645	.0		.0	31,146,645	.0
47004	84-1224718	Rocky Mountain HealthCare Options, Inc.	.0	.0	.0	.0	(221,955)	.0		.0	(221,955)	.0
71420	94-0734860	Sierra Health and Life Insurance Company	(117,000,000)	.0	.0	.0	(1,547,245,130)	321,766		.0	(1,663,923,364)	(30,089)
	88-0385705	Sierra Home Medical Products, Inc.	.0	.0	.0	.0	31,453,589	.0		.0	31,453,589	.0
	88-0201420	Southwest Medical Associates, Inc.	.0	.0	.0	.0	786,214,675	.0		.0	786,214,675	.0
	71-0886811	Spectera of New York, IPA, Inc.	.0	.0	.0	.0	38,103	.0		.0	38,103	.0
	52-1260282	Spectera, Inc.	.0	.0	.0	.0	14,629,542	.0		.0	14,629,542	.0
84549	38-2044243	Symphonix Health Insurance	.0	67,500,000	.0	.0	(93,612,452)	.0		.0	(26,112,452)	.0
	94-3077084	U.S. Behavioral Health Plan, California	(3,500,000)	.0	.0	.0	56,040,438	.0		.0	52,540,438	.0
	95-2931460	UHC of California	(150,000,000)	.0	.0	.0	(948,507,147)	.0		.0	(1,098,507,147)	.0
91529	52-1996029	Unimerica Insurance Company	.0	.0	.0	.0	(36,394,548)	(23,856,211)		.0	(60,250,759)	(128,506,191)
11596	01-0637149	Unimerica Life Insurance Company of New York	(1,800,000)	.0	.0	.0	(1,561,157)	.0		.0	(3,361,157)	.0
	20-5917714	Unison Health Plan of Delaware, Inc.	(25,000,000)	.0	.0	.0	(99,986,392)	(1,569,348)		.0	(126,555,740)	3,821,001
	94-2649097	United Behavioral Health	.0	.0	.0	.0	1,259,799,977	.0		.0	1,259,799,977	.0
	41-1868911	United Behavioral Health of New York, I.P.A., Inc.	.0	.0	.0	.0	1,976,244	.0		.0	1,976,244	.0
	41-1289245	United HealthCare Services, Inc.	3,164,400,000	(383,672,189)	.0	.0	11,544,782,103	.0		5,698,202	14,331,208,116	.0
	41-1321939	UnitedHealth Group Incorporated	.0	.0	.0	.0	2,990,486,376	.0		.0	2,990,486,376	.0
95174	33-0115163	UnitedHealthcare Benefits of Texas, Inc.	(34,500,000)	.0	.0	.0	(290,938,348)	(1,745,506)		.0	(327,183,854)	5,337,158
	47-3221444	UnitedHealthcare Benefits Plan of California	.0	.0	.0	.0	(252,454)	.0		.0	(252,454)	.0
	46-4348775	UnitedHealthcare Community Plan of California, Inc.	.0	7,000,000	.0	.0	(62,788)	.0		(5,698,202)	1,239,010	.0

SCHEDULE Y

PART 2 - SUMMARY OF INSURER'S TRANSACTIONS WITH ANY AFFILIATES

1	2	3	4	5	6	7	8	9	10	11	12	13
NAIC Company Code	ID Number	Names of Insurers and Parent, Subsidiaries or Affiliates	Shareholder Dividends	Capital Contributions	Purchases, Sales or Exchanges of Loans, Securities, Real Estate, Mortgage Loans or Other Investments	Income/ (Disbursements) Incurred in Connection with Guarantees or Undertakings for the Benefit of any Affiliate(s)	Management Agreements and Service Contracts	Income/ (Disbursements) Incurred Under Reinsurance Agreements	*	Any Other Material Activity Not in the Ordinary Course of the Insurer's Business	Totals	Reinsurance Recoverable/ (Payable) on Losses and/or Reserve Credit Taken/(Liability)
13168	26-2688274	UnitedHealthcare Community Plan of Georgia, Inc.	0	0	0	0	201	0		0	201	0
12323	56-2451429	UnitedHealthcare Community Plan of Ohio, Inc.	(22,900,000)	0	0	0	(317,652,184)	7,084,372		0	(333,467,812)	14,137,276
11141	91-2008361	UnitedHealthcare Community Plan of Texas, L.L.C.	0	0	0	0	(246,223,100)	7,711,314		0	(238,511,786)	14,274,410
95467	38-3204052	UnitedHealthcare Community Plan, Inc.	(15,000,000)	0	0	0	(110,163,139)	2,359,295		0	(122,803,844)	574,841
79413	36-2739571	UnitedHealthcare Insurance Company	(1,463,200,000)	180,500,000	0	0	(6,897,635,132)	87,468,680		0	(8,092,866,452)	(540,916,223)
60318	36-3800349	UnitedHealthcare Insurance Company of Illinois	(44,000,000)	0	0	0	(177,423,702)	(207,109)		0	(221,630,811)	5,361,612
60093	11-3283886	UnitedHealthcare Insurance Company of New York	0	0	0	0	(376,655,423)	(64,551,848)		0	(441,207,271)	372,819,230
12231	20-1902768	UnitedHealthcare Insurance Company of the River Valley	0	0	0	0	(111,943,332)	(1,030,172)		0	(112,973,504)	1,963,652
	86-0618309	UnitedHealthcare Integrated Services, Inc.										
			(2,500,000)	0	0	0	0	0		0	(2,500,000)	0
97179	86-0207231	UnitedHealthcare Life insurance Company	(60,000,000)	0	0	0	(53,295,217)	5,533		0	(113,289,684)	4,767
95784	63-0899562	UnitedHealthcare of Alabama, Inc.	(22,000,000)	0	0	0	(2,451,849)	(15,332)		0	(24,467,181)	0
96016	86-0507074	UnitedHealthcare of Arizona, Inc.	0	0	0	0	(15,453,889)	(136,423)		0	(15,590,312)	0
95446	63-1036819	UnitedHealthcare of Arkansas, Inc.	(3,300,000)	0	0	0	(4,357,054)	(21,840)		0	(7,678,894)	0
95090	84-1004639	UnitedHealthcare of Colorado, Inc.	0	0	0	0	(14,594,548)	(86,478)		0	(14,681,026)	0
95264	59-1293865	UnitedHealthcare of Florida, Inc.	(150,000,000)	0	0	0	(321,358,032)	(2,448,085)		0	(473,806,117)	0
95850	58-1653544	UnitedHealthcare of Georgia, Inc.	(20,000,000)	0	0	0	(41,581,473)	(281,349)		0	(61,862,822)	0
95776	36-3280214	UnitedHealthcare of Illinois, Inc.	(3,300,000)	0	0	0	(22,576,958)	(224,544)		0	(26,101,502)	5,964
96644	62-1240316	UnitedHealthcare of Kentucky, Ltd.	0	0	0	0	(15,630,041)	(115,805)		0	(15,745,846)	0
95833	72-1074008	UnitedHealthcare of Louisiana, Inc.	(12,000,000)	0	0	0	(196,589,998)	26,771,398		0	(181,818,600)	43,088,212
95716	63-1036817	UnitedHealthcare of Mississippi, Inc.	0	65,000,000	0	0	(90,112,103)	(1,968,288)		0	(27,080,391)	8,264,249
95149	05-0413469	UnitedHealthcare of New England, Inc.	(26,800,000)	0	0	0	(215,498,291)	(531,393)		0	(242,829,684)	2,503,083
13214	26-2697886	UnitedHealthcare of New Mexico	(26,000,000)	0	0	0	(96,479,194)	3,185,748		0	(119,293,446)	186,101
95085	06-1172891	UnitedHealthcare of New York, Inc.	(95,000,000)	0	0	0	(742,506,291)	0		0	(837,506,291)	0
95103	56-1461010	UnitedHealthcare of North Carolina, Inc.	(70,500,000)	0	0	0	(56,667,148)	(476,668)		0	(127,643,816)	0
95186	31-1142815	UnitedHealthcare of Ohio, Inc.	0	0	0	0	(6,211,238)	(43,576)		0	(6,254,814)	0
96903	33-0115166	UnitedHealthcare of Oklahoma, Inc.	(16,000,000)	0	0	0	(59,504,377)	0		0	(75,504,377)	0
95893	93-0938819	UnitedHealthcare of Oregon, Inc.	0	20,000,000	0	0	(157,270,499)	0		0	(137,270,499)	0
95220	25-1756858	UnitedHealthcare of Pennsylvania, Inc.	(30,000,000)	0	0	0	(134,210,108)	(1,184,704)		0	(165,394,812)	0
95765	95-3939697	UnitedHealthcare of Texas, Inc.	0	0	0	0	(15,688,664)	(575,758)		0	(16,264,422)	247,704
95025	52-1130183	UnitedHealthcare of the Mid-Atlantic, Inc.										
			(50,000,000)	0	0	0	(107,182,217)	(913,241)		0	(158,095,458)	10,996
95591	47-0676824	UnitedHealthcare of the Midlands, Inc.	0	0	0	0	(411,664,934)	(10,362,134)		0	(422,027,068)	0
96385	43-1361841	UnitedHealthcare of the Midwest, Inc.	(3,900,000)	0	0	0	(197,483,684)	1,249,256		0	(200,134,428)	142,186,975
95501	41-1488563	UnitedHealthcare of Utah, Inc.	0	0	0	0	(570,552,390)	(669,493)		0	(571,221,883)	0
48038	91-1312551	UnitedHealthcare of Washington, Inc.	(6,200,000)	0	0	0	(113,311,901)	0		0	(119,511,901)	0
95710	39-1555888	UnitedHealthcare of Wisconsin, Inc.	(145,000,000)	0	0	0	(998,304,350)	(7,565,803)		0	(1,150,870,153)	609,854

SCHEDULE Y

PART 2 - SUMMARY OF INSURER'S TRANSACTIONS WITH ANY AFFILIATES

1	2	3	4	5	6	7	8	9	10	11	12	13
NAIC Company Code	ID Number	Names of Insurers and Parent, Subsidiaries or Affiliates	Shareholder Dividends	Capital Contributions	Purchases, Sales or Exchanges of Loans, Securities, Real Estate, Mortgage Loans or Other Investments	Income/ (Disbursements) Incurred in Connection with Guarantees or Undertakings for the Benefit of any Affiliate(s)	Management Agreements and Service Contracts	Income/ (Disbursements) Incurred Under Reinsurance Agreements	*	Any Other Material Activity Not in the Ordinary Course of the Insurer's Business	Totals	Reinsurance Recoverable/ (Payable) on Losses and/or Reserve Credit Taken/(Liability)
95378	36-3379945	UnitedHealthcare Plan of the River Valley, Inc.	(50,000,000)	0	0	0	(459,268,816)	(4,080,726)		0	(513,349,542)	0
	47-0854646	UnitedHealthcare Service LLC	0	0	0	0	1,158,603	0		0	1,158,603	0
	01-0518346	UnitedHealthcare Specialty Benefits, LLC	0	0	0	0	15,526	0		0	15,526	0
9999999	Control Totals		0	0	0	0	0	0	XXX	0	0	0

ANNUAL STATEMENT FOR THE YEAR 2017 OF THE UnitedHealthcare Community Plan of Ohio, Inc.

SUPPLEMENTAL EXHIBITS AND SCHEDULES INTERROGATORIES










The following supplemental reports are required to be filed as part of your statement filing unless specifically waived by the domiciliary state. However, in the event that your domiciliary state waives the filing requirement, your response of WAIVED to the specific interrogatory will be accepted in lieu of filing a "NONE" report and a bar code will be printed below. If the supplement is required of your company but is not being filed for whatever reason enter SEE EXPLANATION and provide an explanation following the interrogatory questions.

		Responses
MARCH FILING		
1.	Will the Supplemental Compensation Exhibit be filed with the state of domicile by March 1? .....	YES
2.	Will an actuarial opinion be filed by March 1? .....	YES
3.	Will the confidential Risk-based Capital Report be filed with the NAIC by March 1?.....	YES
4.	Will the confidential Risk-based Capital Report be filed with the state of domicile, if required, by March 1?.....	YES
APRIL FILING		
5.	Will Management's Discussion and Analysis be filed by April 1? .....	YES
6.	Will the Supplemental Investment Risks Interrogatories be filed by April 1? .....	YES
7.	Will the Accident and Health Policy Experience Exhibit be filed by April 1? .....	YES
JUNE FILING		
8.	Will an audited financial report be filed by June 1? .....	YES
9.	Will Accountant's Letter of Qualifications be filed with the state of domicile and electronically with the NAIC by June 1? .....	YES

AUGUST FILING	
10.	Will the regulator-only (non-public) Communication of Internal Control Related Matters Noted in Audit be filed with the state of domicile and electronically with the NAIC (as a regulator-only non-public document) by August 1? .....
YES	
The following supplemental reports are required to be filed as part of your annual statement filing. However, in the event that your company does not transact the type of business for which the special report must be filed, your response of NO to the specific interrogatory will be accepted in lieu of filing a "NONE" report and a bar code will be printed below. If the supplement is required of your company but is not being filed for whatever reason enter SEE EXPLANATION and provide an explanation following the interrogatory questions.	

MARCH FILING	
11.	Will the Medicare Supplement Insurance Experience Exhibit be filed with the state of domicile and the NAIC by March 1? .....
NO	
12.	Will the Supplemental Life data due March 1 be filed with the state of domicile and the NAIC? .....
NO	
13.	Will Schedule SIS (Stockholder Information Supplement) be filed with the state of domicile by March 1?.....
NO	
14.	Will the actuarial opinion on participating and non-participating policies as required in Interrogatories 1 and 2 on Exhibit 5 to Life Supplement be filed with the state of domicile and electronically with the NAIC by March 1?.....
NO	
15.	Will the actuarial opinion on non-guaranteed elements as required in Interrogatory 3 to Exhibit 5 to Life Supplement be filed with the state of domicile and electronically with the NAIC by March 1?.....
NO	
16.	Will the Medicare Part D Coverage Supplement be filed with the state of domicile and the NAIC by March 1?.....
NO	
17.	Will an approval from the reporting entity's state of domicile for relief related to the five-year rotation requirement for lead audit partner be filed electronically with the NAIC by March 1? .....
NO	
18.	Will an approval from the reporting entity's state of domicile for relief related to the one-year cooling off period for independent CPA be filed electronically with the NAIC by March 1? .....
NO	
19.	Will an approval from the reporting entity's state of domicile for relief related to the Requirements for Audit Committees be filed electronically with the NAIC by March 1?.....
NO	
APRIL FILING	
20.	Will the Long-Term Care Experience Reporting Forms be filed with the state of domicile and the NAIC by April 1? .....
NO	
21.	Will the Supplemental Life data due April 1 be filed with the state of domicile and the NAIC? .....
NO	
22.	Will the Supplemental Health Care Exhibit (Parts 1, 2 and 3) be filed with the state of domicile and the NAIC by April 1? .....
YES	
23.	Will the regulator only (non-public) Supplemental Health Care Exhibit's Expense Allocation Report be filed with the state of domicile and the NAIC by April 1? .....
YES	
AUGUST FILING	
24.	Will Management's Report of Internal Control Over Financial Reporting be filed with the state of domicile by August 1? .....
YES	

Explanations:	
11.	
12.	
13.	
14.	
15.	
16.	
17.	
18.	
19.	
20.	
21.	

Bar Codes:	
11.	Medicare Supplement Insurance Experience Exhibit [Document Identifier 360]
	
12.	Life Supplement [Document Identifier 205]
	
13.	SIS Stockholder Information Supplement [Document Identifier 420]
	
14.	Participating Opinion for Exhibit 5 [Document Identifier 371]
	
15.	Non-Guaranteed Opinion for Exhibit 5 [Document Identifier 370]
	
16.	Medicare Part D Coverage Supplement [Document Identifier 365]
	
17.	Relief from the five-year rotation requirement for lead audit partner [Document Identifier 224]
	
18.	Relief from the one-year cooling off period for independent CPA [Document Identifier 225]
	
19.	Relief from the Requirements for Audit Committees [Document Identifier 226]
	

ANNUAL STATEMENT FOR THE YEAR 2017 OF THE UnitedHealthcare Community Plan of Ohio, Inc.

**SUPPLEMENTAL EXHIBITS AND SCHEDULES INTERROGATORIES**

20. Long-Term Care Experience Reporting Forms [Document Identifier 306]



21. Life Supplement [Document Identifier 211]



ALPHABETICAL INDEX

ANNUAL STATEMENT BLANK

Analysis of Operations By Lines of Business ..... 7

Assets ..... 2

Cash Flow ..... 6

Exhibit 1 - Enrollment By Product Type for Health Business Only ..... 17

Exhibit 2 - Accident and Health Premiums Due and Unpaid ..... 18

Exhibit 3 - Health Care Receivables ..... 19

Exhibit 3A - Analysis of Health Care Receivables Collected and Accrued ..... 20

Exhibit 4 - Claims Unpaid and Incentive Pool, Withhold and Bonus ..... 21

Exhibit 5 - Amounts Due From Parent, Subsidiaries and Affiliates ..... 22

Exhibit 6 - Amounts Due To Parent, Subsidiaries and Affiliates ..... 23

Exhibit 7 - Part 1 - Summary of Transactions With Providers ..... 24

Exhibit 7 - Part 2 - Summary of Transactions With Intermediaries ..... 24

Exhibit 8 - Furniture, Equipment and Supplies Owned ..... 25

Exhibit of Capital Gains (Losses) ..... 15

Exhibit of Net Investment Income ..... 15

Exhibit of Nonadmitted Assets ..... 16

Exhibit of Premiums, Enrollment and Utilization (State Page) ..... 30

Five-Year Historical Data ..... 29

General Interrogatories ..... 27

Jurat Page ..... 1

Liabilities, Capital and Surplus ..... 3

Notes To Financial Statements ..... 26

Overflow Page For Write-ins ..... 44

Schedule A - Part 1 ..... E01

Schedule A - Part 2 ..... E02

Schedule A - Part 3 ..... E03

Schedule A - Verification Between Years ..... SI02

Schedule B - Part 1 ..... E04

Schedule B - Part 2 ..... E05

Schedule B - Part 3 ..... E06

Schedule B - Verification Between Years ..... SI02

Schedule BA - Part 1 ..... E07

Schedule BA - Part 2 ..... E08

Schedule BA - Part 3 ..... E09

Schedule BA - Verification Between Years ..... SI03

Schedule D - Part 1 ..... E10

Schedule D - Part 1A - Section 1 ..... SI05

Schedule D - Part 1A - Section 2 ..... SI08

Schedule D - Part 2 - Section 1 ..... E11

Schedule D - Part 2 - Section 2 ..... E12

Schedule D - Part 3 ..... E13

Schedule D - Part 4 ..... E14

Schedule D - Part 5 ..... E15

Schedule D - Part 6 - Section 1 ..... E16

Schedule D - Part 6 - Section 2 ..... E16

Schedule D - Summary By Country ..... SI04

Schedule D - Verification Between Years ..... SI03

Schedule DA - Part 1 ..... E17

Schedule DA - Verification Between Years ..... SI10

Schedule DB - Part A - Section 1 ..... E18

Schedule DB - Part A - Section 2 ..... E19

Schedule DB - Part A - Verification Between Years ..... SI11

Schedule DB - Part B - Section 1 ..... E20

Schedule DB - Part B - Section 2 ..... E21

Schedule DB - Part B - Verification Between Years ..... SI11

Schedule DB - Part C - Section 1 ..... SI12

Schedule DB - Part C - Section 2 ..... SI13

Schedule DB - Part D - Section 1 ..... E22

Schedule DB - Part D - Section 2 ..... E23

Schedule DB - Verification ..... SI14

Schedule DL - Part 1 ..... E24

Schedule DL - Part 2 ..... E25

Schedule E - Part 1 - Cash ..... E26

Schedule E - Part 2 - Cash Equivalents ..... E27

Schedule E - Part 3 - Special Deposits ..... E28

Schedule E - Verification Between Years ..... SI15

ANNUAL STATEMENT BLANK (Continued)

Schedule S - Part 1 - Section 2 .....	31
Schedule S - Part 2 .....	32
Schedule S - Part 3 - Section 2 .....	33
Schedule S - Part 4 .....	34
Schedule S - Part 5 .....	35
Schedule S - Part 6.....	36
Schedule S - Part 7.....	37
Schedule T - Part 2 - Interstate Compact .....	39
Schedule T - Premiums and Other Considerations .....	38
Schedule Y - Information Concerning Activities of Insurer Members of a Holding Company Group .....	40
Schedule Y - Part 1A - Detail of Insurance Holding Company System .....	41
Schedule Y - Part 2 - Summary of Insurer's Transactions With Any Affiliates .....	42
Statement of Revenue and Expenses .....	4
Summary Investment Schedule .....	SI01
Supplemental Exhibits and Schedules Interrogatories .....	43
Underwriting and Investment Exhibit - Part 1 .....	8
Underwriting and Investment Exhibit - Part 2 .....	9
Underwriting and Investment Exhibit - Part 2A .....	10
Underwriting and Investment Exhibit - Part 2B .....	11
Underwriting and Investment Exhibit - Part 2C .....	12
Underwriting and Investment Exhibit - Part 2D .....	13
Underwriting and Investment Exhibit - Part 3 .....	14