



HEALTH QUARTERLY STATEMENT  
AS OF SEPTEMBER 30, 2017  
OF THE CONDITION AND AFFAIRS OF THE  
UnitedHealthcare Community Plan of Ohio, Inc.

NAIC Group Code 0707 0707 NAIC Company Code 12323 Employer's ID Number 56-2451429  
(Current) (Prior)

Organized under the Laws of Ohio, State of Domicile or Port of Entry OH

Country of Domicile United States of America

Licensed as business type: Health Maintenance Organization

Is HMO Federally Qualified? Yes [ ☐ ] No [ ☒ ]

Incorporated/Organized 03/29/2004 Commenced Business 10/01/2005

Statutory Home Office 9200 Worthington Road, Westerville , OH, US 43082  
(Street and Number) (City or Town, State, Country and Zip Code)

Main Administrative Office 9700 Health Care Lane  
(Street and Number)  
Minnetonka , MN, US 55343, 952-979-6171  
(City or Town, State, Country and Zip Code) (Area Code) (Telephone Number)

Mail Address 9700 Health Care Lane, Minnetonka , MN, US 55343  
(Street and Number or P.O. Box) (City or Town, State, Country and Zip Code)

Primary Location of Books and Records 9700 Health Care Lane  
(Street and Number)  
Minnetonka , MN, US 55343, 952-979-6171  
(City or Town, State, Country and Zip Code) (Area Code) (Telephone Number)

Internet Website Address www.uhccommunityplan.com

Statutory Statement Contact Rachel Ivelisse Ramos, 952-406-4923  
(Name) (Area Code) (Telephone Number)  
rachel\_ramos@uhc.com, 952-979-7825  
(E-mail Address) (FAX Number)

OFFICERS

President, Chief Executive Officer	<u>Tracy Lynn Davidson</u>	Treasurer	<u>Robert Worth Oberrender</u>
Secretary	<u>Christina Regina Palme-Krizak</u>	Chief Financial Officer	<u>Dale Ray Moore</u>

OTHER

<u>Nyle Brent Cottington, Vice President</u>	<u>Heather Anastasia Lang Jacobsen, Assistant Secretary</u>
--	---

DIRECTORS OR TRUSTEES

<u>Richard Gordon Dunlop</u>	<u>Joseph Gilbert Gaudio</u>	<u>Yasmine Herminia Winkler</u>
------------------------------	------------------------------	---------------------------------

State of _____	State of _____	State of _____
County of _____	County of _____	County of _____

The officers of this reporting entity being duly sworn, each depose and say that they are the described officers of said reporting entity, and that on the reporting period stated above, all of the herein described assets were the absolute property of the said reporting entity, free and clear from any liens or claims thereon, except as herein stated, and that this statement, together with related exhibits, schedules and explanations therein contained, annexed or referred to, is a full and true statement of all the assets and liabilities and of the condition and affairs of the said reporting entity as of the reporting period stated above, and of its income and deductions therefrom for the period ended, and have been completed in accordance with the NAIC Annual Statement Instructions and Accounting Practices and Procedures manual except to the extent that: (1) state law may differ; or, (2) that state rules or regulations require differences in reporting not related to accounting practices and procedures, according to the best of their information, knowledge and belief, respectively. Furthermore, the scope of this attestation by the described officers also includes the related corresponding electronic filing with the NAIC, when required, that is an exact copy (except for formatting differences due to electronic filing) of the enclosed statement. The electronic filing may be requested by various regulators in lieu of or in addition to the enclosed statement.

<u>Tracy Lynn Davidson</u> President, Chief Executive Officer	<u>Christina Regina Palme-Krizak</u> Secretary	<u>Dale Ray Moore</u> Chief Financial Officer
Subscribed and sworn to before me this _____ day of _____	Subscribed and sworn to before me this _____ day of _____	Subscribed and sworn to before me this _____ day of _____

- a. Is this an original filing?..... Yes [ ☒ ] No [ ☐ ]
- b. If no,
1. State the amendment number.....
  2. Date filed.....
  3. Number of pages attached.....

ASSETS

	Current Statement Date			4 December 31 Prior Year Net Admitted Assets
	1 Assets	2 Nonadmitted Assets	3 Net Admitted Assets (Cols. 1 - 2)	
1. Bonds .....	291,736,592	0	291,736,592	291,492,705
2. Stocks:				
2.1 Preferred stocks .....	0	0	0	0
2.2 Common stocks .....	0	0	0	0
3. Mortgage loans on real estate:				
3.1 First liens .....	0	0	0	0
3.2 Other than first liens.....	0	0	0	0
4. Real estate:				
4.1 Properties occupied by the company (less \$ .....0 encumbrances) .....	0	0	0	0
4.2 Properties held for the production of income (less \$ .....0 encumbrances) .....	0	0	0	0
4.3 Properties held for sale (less \$ .....0 encumbrances) .....	0	0	0	0
5. Cash (\$ .....(490,655) ), cash equivalents (\$ .....2,997,372 ) and short-term investments (\$ .....140,861,738 ) .....	143,368,455	0	143,368,455	86,893,743
6. Contract loans (including \$ .....0 premium notes) .....	0	0	0	0
7. Derivatives .....	0	0	0	0
8. Other invested assets .....	0	0	0	0
9. Receivables for securities .....	0	0	0	0
10. Securities lending reinvested collateral assets .....	0	0	0	0
11. Aggregate write-ins for invested assets .....	0	0	0	0
12. Subtotals, cash and invested assets (Lines 1 to 11) .....	435,105,047	0	435,105,047	378,386,448
13. Title plants less \$ .....0 charged off (for Title insurers only) .....	0	0	0	0
14. Investment income due and accrued .....	2,645,211	0	2,645,211	2,271,019
15. Premiums and considerations:				
15.1 Uncollected premiums and agents' balances in the course of collection .....	11,796,753	0	11,796,753	14,173,084
15.2 Deferred premiums, agents' balances and installments booked but deferred and not yet due (including \$ .....0 earned but unbilled premiums) .....	0	0	0	0
15.3 Accrued retrospective premiums (\$ .....0 ) and contracts subject to redetermination (\$ .....14,839,107 ) .....	14,839,107	0	14,839,107	2,083,457
16. Reinsurance:				
16.1 Amounts recoverable from reinsurers .....	2	0	2	10,187,801
16.2 Funds held by or deposited with reinsured companies .....	0	0	0	0
16.3 Other amounts receivable under reinsurance contracts .....	0	0	0	0
17. Amounts receivable relating to uninsured plans .....	11,104,181	0	11,104,181	11,142,376
18.1 Current federal and foreign income tax recoverable and interest thereon .....	0	0	0	0
18.2 Net deferred tax asset .....	3,669,789	0	3,669,789	2,394,106
19. Guaranty funds receivable or on deposit .....	0	0	0	0
20. Electronic data processing equipment and software .....	0	0	0	0
21. Furniture and equipment, including health care delivery assets (\$ .....0 ) .....	0	0	0	0
22. Net adjustment in assets and liabilities due to foreign exchange rates .....	0	0	0	0
23. Receivables from parent, subsidiaries and affiliates .....	0	0	0	0
24. Health care (\$ .....20,806,863 ) and other amounts receivable .....	28,996,314	8,189,451	20,806,863	28,754,406
25. Aggregate write-ins for other than invested assets .....	0	0	0	0
26. Total assets excluding Separate Accounts, Segregated Accounts and Protected Cell Accounts (Lines 12 to 25) .....	508,156,404	8,189,451	499,966,953	449,392,697
27. From Separate Accounts, Segregated Accounts and Protected Cell Accounts .....	0	0	0	0
28. Total (Lines 26 and 27)	508,156,404	8,189,451	499,966,953	449,392,697
DETAILS OF WRITE-INS				
1101. ....				
1102. ....				
1103. ....				
1198. Summary of remaining write-ins for Line 11 from overflow page .....	0	0	0	0
1199. Totals (Lines 1101 through 1103 plus 1198)(Line 11 above)	0	0	0	0
2501. ....				
2502. ....				
2503. ....				
2598. Summary of remaining write-ins for Line 25 from overflow page .....	0	0	0	0
2599. Totals (Lines 2501 through 2503 plus 2598)(Line 25 above)	0	0	0	0

LIABILITIES, CAPITAL AND SURPLUS

	Current Period			Prior Year
	1 Covered	2 Uncovered	3 Total	4 Total
1. Claims unpaid (less \$ .....14, 102, 979 reinsurance ceded) .....	164, 894, 086	0	164, 894, 086	153, 036, 952
2. Accrued medical incentive pool and bonus amounts .....	362, 741	0	362, 741	417, 131
3. Unpaid claims adjustment expenses .....	2, 612, 409	0	2, 612, 409	2, 355, 808
4. Aggregate health policy reserves, including the liability of \$ .....0 for medical loss ratio rebate per the Public Health Service Act .....	3, 901, 163	0	3, 901, 163	4, 296, 450
5. Aggregate life policy reserves .....	0	0	0	0
6. Property/casualty unearned premium reserve .....	0	0	0	0
7. Aggregate health claim reserves .....	5, 136, 424	0	5, 136, 424	4, 948, 369
8. Premiums received in advance .....	36, 493, 541	0	36, 493, 541	0
9. General expenses due or accrued .....	26, 836, 326	0	26, 836, 326	31, 213, 699
10.1 Current federal and foreign income tax payable and interest thereon (including \$ .....0 on realized gains (losses)) .....	601, 062	0	601, 062	5, 499, 542
10.2 Net deferred tax liability .....	0	0	0	0
11. Ceded reinsurance premiums payable .....	1, 298, 432	0	1, 298, 432	159, 093
12. Amounts withheld or retained for the account of others.....	0	0	0	0
13. Remittances and items not allocated .....	1, 237, 805	0	1, 237, 805	0
14. Borrowed money (including \$ .....0 current) and interest thereon \$ .....0 (including \$ .....0 current) .....	0	0	0	0
15. Amounts due to parent, subsidiaries and affiliates .....	10, 657, 180	0	10, 657, 180	4, 487, 582
16. Derivatives .....	0	0	0	0
17. Payable for securities .....	513, 651	0	513, 651	3, 657, 777
18. Payable for securities lending .....	0	0	0	0
19. Funds held under reinsurance treaties (with \$ .....0 authorized reinsurers, \$ .....0 unauthorized reinsurers and \$ .....0 certified reinsurers).....	0	0	0	0
20. Reinsurance in unauthorized and certified (\$ .....0 ) companies .....	0	0	0	0
21. Net adjustments in assets and liabilities due to foreign exchange rates .....	0	0	0	0
22. Liability for amounts held under uninsured plans .....	0	0	0	0
23. Aggregate write-ins for other liabilities (including \$ .....0 current) .....	40, 063	0	40, 063	19, 580, 958
24. Total liabilities (Lines 1 to 23) .....	254, 584, 883	0	254, 584, 883	229, 653, 361
25. Aggregate write-ins for special surplus funds .....	XXX	XXX	28, 428, 606	0
26. Common capital stock .....	XXX	XXX	1, 000	1, 000
27. Preferred capital stock .....	XXX	XXX	0	0
28. Gross paid in and contributed surplus .....	XXX	XXX	21, 227, 057	21, 227, 057
29. Surplus notes .....	XXX	XXX	0	0
30. Aggregate write-ins for other than special surplus funds .....	XXX	XXX	0	0
31. Unassigned funds (surplus) .....	XXX	XXX	195, 725, 407	198, 511, 279
32. Less treasury stock, at cost:				
32.1 .....0 shares common (value included in Line 26 \$ .....0 ) .....	XXX	XXX	0	0
32.2 .....0 shares preferred (value included in Line 27 \$ .....0 ) .....	XXX	XXX	0	0
33. Total capital and surplus (Lines 25 to 31 minus Line 32) .....	XXX	XXX	245, 382, 070	219, 739, 336
34. Total liabilities, capital and surplus (Lines 24 and 33)	XXX	XXX	499, 966, 953	449, 392, 697
DETAILS OF WRITE-INS				
2301. Ohio Department of Medicaid Overpayment .....	0	0	0	15, 415, 076
2302. Accrued Fines & Penalties .....	0	0	0	4, 130, 939
2303. Unclaimed Property (non-current) .....	40, 063	0	40, 063	34, 943
2398. Summary of remaining write-ins for Line 23 from overflow page .....	0	0	0	0
2399. Totals (Lines 2301 through 2303 plus 2398)(Line 23 above)	40, 063	0	40, 063	19, 580, 958
2501. Section 9010 ACA Subsequent Fee Year Assessment .....	XXX	XXX	28, 428, 606	0
2502. ....	XXX	XXX		
2503. ....	XXX	XXX		
2598. Summary of remaining write-ins for Line 25 from overflow page .....	XXX	XXX	0	0
2599. Totals (Lines 2501 through 2503 plus 2598)(Line 25 above)	XXX	XXX	28, 428, 606	0
3001. ....	XXX	XXX		
3002. ....	XXX	XXX		
3003. ....	XXX	XXX		
3098. Summary of remaining write-ins for Line 30 from overflow page .....	XXX	XXX	0	0
3099. Totals (Lines 3001 through 3003 plus 3098)(Line 30 above)	XXX	XXX	0	0

STATEMENT OF REVENUE AND EXPENSES

	Current Year To Date		Prior Year To Date	Prior Year Ended December 31
	1 Uncovered	2 Total	3 Total	4 Total
1. Member Months .....	XXX	2,750,978	2,665,695	3,548,668
2. Net premium income ( including \$ .....0 non-health premium income).....	XXX	1,651,225,992	1,528,040,969	2,040,363,585
3. Change in unearned premium reserves and reserve for rate credits.....	XXX	1,549,976	5,593,243	6,593,220
4. Fee-for-service (net of \$ .....0 medical expenses).....	XXX	0	0	0
5. Risk revenue .....	XXX	0	0	0
6. Aggregate write-ins for other health care related revenues .....	XXX	0	786,583	12,430,750
7. Aggregate write-ins for other non-health revenues .....	XXX	0	0	0
8. Total revenues (Lines 2 to 7) .....	XXX	1,652,775,968	1,534,420,795	2,059,387,555
<b>Hospital and Medical:</b>				
9. Hospital/medical benefits .....	0	1,090,459,759	1,031,060,294	1,362,355,253
10. Other professional services .....	0	31,915,212	31,752,707	41,970,917
11. Outside referrals .....	0	0	0	0
12. Emergency room and out-of-area .....	0	0	0	0
13. Prescription drugs .....	0	235,190,856	223,093,362	295,285,817
14. Aggregate write-ins for other hospital and medical .....	0	0	0	0
15. Incentive pool, withhold adjustments and bonus amounts .....	0	291,378	644,931	591,287
16. Subtotal (Lines 9 to 15) .....	0	1,357,857,205	1,286,551,294	1,700,203,274
<b>Less:</b>				
17. Net reinsurance recoveries .....	0	19,253,993	16,553,004	17,028,068
18. Total hospital and medical (Lines 16 minus 17) .....	0	1,338,603,212	1,269,998,290	1,683,175,206
19. Non-health claims (net) .....	0	0	0	0
20. Claims adjustment expenses, including \$ .....46,694,434 cost containment expenses .....	0	75,544,852	60,485,697	94,342,306
21. General administrative expenses .....	0	166,437,504	188,593,632	237,116,492
22. Increase in reserves for life and accident and health contracts (including \$ .....0 increase in reserves for life only) .....	0	0	0	0
23. Total underwriting deductions (Lines 18 through 22).....	0	1,580,585,568	1,519,077,619	2,014,634,004
24. Net underwriting gain or (loss) (Lines 8 minus 23) .....	XXX	72,190,400	15,343,176	44,753,551
25. Net investment income earned .....	0	5,144,293	4,700,568	6,254,382
26. Net realized capital gains (losses) less capital gains tax of \$ .....56,482 .....	0	96,510	776,949	940,854
27. Net investment gains (losses) (Lines 25 plus 26) .....	0	5,240,803	5,477,517	7,195,236
28. Net gain or (loss) from agents' or premium balances charged off [(amount recovered \$ .....0 ) (amount charged off \$ .....0 )].....	0	0	0	0
29. Aggregate write-ins for other income or expenses .....	0	(19,307)	(572,335)	(3,030,268)
30. Net income or (loss) after capital gains tax and before all other federal income taxes (Lines 24 plus 27 plus 28 plus 29) .....	XXX	77,411,896	20,248,358	48,918,519
31. Federal and foreign income taxes incurred .....	XXX	26,500,037	16,549,331	26,008,054
32. Net income (loss) (Lines 30 minus 31) .....	XXX	50,911,859	3,699,027	22,910,465
<b>DETAILS OF WRITE-INS</b>				
0601. Performance Based Revenue .....	XXX	0	786,583	12,430,750
0602. ....	XXX			
0603. ....	XXX			
0698. Summary of remaining write-ins for Line 6 from overflow page .....	XXX	0	0	0
0699. Totals (Lines 0601 through 0603 plus 0698)(Line 6 above) .....	XXX	0	786,583	12,430,750
0701. ....	XXX			
0702. ....	XXX			
0703. ....	XXX			
0798. Summary of remaining write-ins for Line 7 from overflow page .....	XXX	0	0	0
0799. Totals (Lines 0701 through 0703 plus 0798)(Line 7 above) .....	XXX	0	0	0
1401. ....				
1402. ....				
1403. ....				
1498. Summary of remaining write-ins for Line 14 from overflow page .....	0	0	0	0
1499. Totals (Lines 1401 through 1403 plus 1498)(Line 14 above) .....	0	0	0	0
2901. Fines & Penalties .....	0	(20,472)	(572,335)	(3,030,268)
2902. Other Income .....	0	1,165	0	0
2903. ....				
2998. Summary of remaining write-ins for Line 29 from overflow page .....	0	0	0	0
2999. Totals (Lines 2901 through 2903 plus 2998)(Line 29 above) .....	0	(19,307)	(572,335)	(3,030,268)

STATEMENT OF REVENUE AND EXPENSES (Continued)

	1 Current Year to Date	2 Prior Year to Date	3 Prior Year Ended December 31
CAPITAL AND SURPLUS ACCOUNT			
33. Capital and surplus prior reporting year.....	219,739,336	226,945,695	226,945,695
34. Net income or (loss) from Line 32 .....	50,911,859	3,699,027	22,910,465
35. Change in valuation basis of aggregate policy and claim reserves .....	0	0	0
36. Change in net unrealized capital gains (losses) less capital gains tax of \$ .....0	0	0	0
37. Change in net unrealized foreign exchange capital gain or (loss) .....	0	0	0
38. Change in net deferred income tax .....	1,275,683	(31,325)	(420,408)
39. Change in nonadmitted assets .....	(3,644,808)	89,499	303,584
40. Change in unauthorized and certified reinsurance .....	0	0	0
41. Change in treasury stock .....	0	0	0
42. Change in surplus notes .....	0	0	0
43. Cumulative effect of changes in accounting principles.....	0	0	0
44. Capital Changes:			
44.1 Paid in .....	0	0	0
44.2 Transferred from surplus (Stock Dividend).....	0	0	0
44.3 Transferred to surplus.....	0	0	0
45. Surplus adjustments:			
45.1 Paid in .....	0	0	0
45.2 Transferred to capital (Stock Dividend) .....	0	0	0
45.3 Transferred from capital .....	0	0	0
46. Dividends to stockholders .....	(22,900,000)	(30,000,000)	(30,000,000)
47. Aggregate write-ins for gains or (losses) in surplus .....	0	0	0
48. Net change in capital & surplus (Lines 34 to 47) .....	25,642,734	(26,242,799)	(7,206,359)
49. Capital and surplus end of reporting period (Line 33 plus 48)	245,382,070	200,702,896	219,739,336
DETAILS OF WRITE-INS			
4701. ....			
4702. ....			
4703. ....			
4798. Summary of remaining write-ins for Line 47 from overflow page .....	0	0	0
4799. Totals (Lines 4701 through 4703 plus 4798)(Line 47 above)	0	0	0

CASH FLOW

	1 Current Year To Date	2 Prior Year To Date	3 Prior Year Ended December 31
<b>Cash from Operations</b>			
1. Premiums collected net of reinsurance .....	1,687,147,469	1,513,115,885	2,038,733,832
2. Net investment income .....	7,739,434	7,192,043	9,908,434
3. Miscellaneous income .....	0	786,583	6,210,070
4. Total (Lines 1 to 3) .....	1,694,886,903	1,521,094,511	2,054,852,336
5. Benefit and loss related payments .....	1,323,766,044	1,275,658,625	1,686,914,328
6. Net transfers to Separate Accounts, Segregated Accounts and Protected Cell Accounts .....	0	0	0
7. Commissions, expenses paid and aggregate write-ins for deductions .....	246,085,897	254,462,145	325,359,984
8. Dividends paid to policyholders .....	0	0	0
9. Federal and foreign income taxes paid (recovered) net of \$ .....0 tax on capital gains (losses) .....	31,454,999	18,855,930	23,180,930
10. Total (Lines 5 through 9) .....	1,601,306,940	1,548,976,700	2,035,455,242
11. Net cash from operations (Line 4 minus Line 10) .....	93,579,963	(27,882,189)	19,397,094
<b>Cash from Investments</b>			
12. Proceeds from investments sold, matured or repaid:			
12.1 Bonds .....	39,800,501	75,132,833	92,517,952
12.2 Stocks .....	0	0	0
12.3 Mortgage loans .....	0	0	0
12.4 Real estate .....	0	0	0
12.5 Other invested assets .....	0	0	0
12.6 Net gains or (losses) on cash, cash equivalents and short-term investments .....	86	35	35
12.7 Miscellaneous proceeds .....	0	0	3,657,777
12.8 Total investment proceeds (Lines 12.1 to 12.7) .....	39,800,587	75,132,868	96,175,764
13. Cost of investments acquired (long-term only):			
13.1 Bonds .....	42,859,159	85,893,924	107,054,390
13.2 Stocks .....	0	0	0
13.3 Mortgage loans .....	0	0	0
13.4 Real estate .....	0	0	0
13.5 Other invested assets .....	0	0	0
13.6 Miscellaneous applications .....	3,144,126	0	0
13.7 Total investments acquired (Lines 13.1 to 13.6) .....	46,003,285	85,893,924	107,054,390
14. Net increase (or decrease) in contract loans and premium notes .....	0	0	0
15. Net cash from investments (Line 12.8 minus Line 13.7 and Line 14) .....	(6,202,698)	(10,761,056)	(10,878,626)
<b>Cash from Financing and Miscellaneous Sources</b>			
16. Cash provided (applied):			
16.1 Surplus notes, capital notes .....	0	0	0
16.2 Capital and paid in surplus, less treasury stock .....	0	0	0
16.3 Borrowed funds .....	0	0	0
16.4 Net deposits on deposit-type contracts and other insurance liabilities .....	0	0	0
16.5 Dividends to stockholders .....	22,900,000	30,000,000	30,000,000
16.6 Other cash provided (applied) .....	(8,002,554)	60,117,588	64,960,823
17. Net cash from financing and miscellaneous sources (Line 16.1 through Line 16.4 minus Line 16.5 plus Line 16.6) .....	(30,902,554)	30,117,588	34,960,823
<b>RECONCILIATION OF CASH, CASH EQUIVALENTS AND SHORT-TERM INVESTMENTS</b>			
18. Net change in cash, cash equivalents and short-term investments (Line 11, plus Lines 15 and 17) ..	56,474,711	(8,525,657)	43,479,291
19. Cash, cash equivalents and short-term investments:			
19.1 Beginning of year .....	86,893,744	43,414,453	43,414,453
19.2 End of period (Line 18 plus Line 19.1) .....	143,368,455	34,888,796	86,893,744

Note: Supplemental disclosures of cash flow information for non-cash transactions:

--	--	--	--

EXHIBIT OF PREMIUMS, ENROLLMENT AND UTILIZATION

	1  Total	Comprehensive (Hospital & Medical)		4  Medicare Supplement	5  Vision Only	6  Dental Only	7  Federal Employees Health Benefit Plan	8  Title XVIII Medicare	9  Title XIX Medicaid	10  Other
		2  Individual	3  Group							
Total Members at end of:										
1. Prior Year .....	293,677	0	0	0	0	0	0	0	293,677	0
2. First Quarter .....	300,240	0	0	0	0	0	0	0	300,240	0
3. Second Quarter .....	307,146	0	0	0	0	0	0	0	307,146	0
4. Third Quarter .....	315,890	0	0	0	0	0	0	0	315,890	0
5. Current Year	0	0	0	0	0	0	0	0	0	0
6. Current Year Member Months	2,750,978	0	0	0	0	0	0	0	2,750,978	0
Total Member Ambulatory Encounters for Period:										
7. Physician .....	2,313,114	0	0	0	0	0	0	0	2,313,114	0
8. Non-Physician .....	1,749,607	0	0	0	0	0	0	0	1,749,607	0
9. Total	4,062,721	0	0	0	0	0	0	0	4,062,721	0
10. Hospital Patient Days Incurred	1,423,076	0	0	0	0	0	0	0	1,423,076	0
11. Number of Inpatient Admissions	74,712	0	0	0	0	0	0	0	74,712	0
12. Health Premiums Written (a) .....	1,661,560,249	0	0	0	0	0	0	0	1,661,560,249	0
13. Life Premiums Direct .....	0	0	0	0	0	0	0	0	0	0
14. Property/Casualty Premiums Written .....	0	0	0	0	0	0	0	0	0	0
15. Health Premiums Earned .....	1,663,110,225	0	0	0	0	0	0	0	1,663,110,225	0
16. Property/Casualty Premiums Earned .....	0	0	0	0	0	0	0	0	0	0
17. Amount Paid for Provision of Health Care Services.....	1,340,310,663	0	0	0	0	0	0	0	1,340,310,663	0
18. Amount Incurred for Provision of Health Care Services	1,357,857,204	0	0	0	0	0	0	0	1,357,857,204	0

(a) For health premiums written: amount of Medicare Title XVIII exempt from state taxes or fees \$ .....213,734,864

### CLAIMS UNPAID AND INCENTIVE POOL, WITHHOLD AND BONUS (Reported and Unreported)

oo

UNDERWRITING AND INVESTMENT EXHIBIT

ANALYSIS OF CLAIMS UNPAID - PRIOR YEAR - NET OF REINSURANCE

Line of Business	Claims Paid Year to Date		Liability End of Current Quarter		5  Claims Incurred in Prior Years (Columns 1 + 3)	6  Estimated Claim Reserve and Claim Liability December 31 of Prior Year
	1  On Claims Incurred Prior to January 1 of Current Year	2  On Claims Incurred During the Year	3  On Claims Unpaid Dec. 31 of Prior Year	4  On Claims Incurred During the Year		
1. Comprehensive (hospital and medical) .....	0	0	0	0	0	0
2. Medicare Supplement .....	0	0	0	0	0	0
3. Dental Only .....	0	0	0	0	0	0
4. Vision Only .....	0	0	0	0	0	0
5. Federal Employees Health Benefits Plan .....	0	0	0	0	0	0
6. Title XVIII - Medicare .....	0	0	0	0	0	0
7. Title XIX - Medicaid .....	127,850,063	1,205,758,011	(2,571,366)	172,601,876	125,278,697	157,985,321
8. Other health .....	0	0	0	0	0	0
9. Health subtotal (Lines 1 to 8) .....	127,850,063	1,205,758,011	(2,571,366)	172,601,876	125,278,697	157,985,321
10. Healthcare receivables (a) .....	3,968,167	22,489,996	0	2,538,152	3,968,167	21,654,884
11. Other non-health .....	0	0	0	0	0	0
12. Medical incentive pools and bonus amounts .....	319,053	26,714	129,985	232,756	449,038	417,131
13. Totals (Lines 9-10+11+12)	124,200,949	1,183,294,729	(2,441,381)	170,296,480	121,759,568	136,747,568

(a) Excludes \$ 0 loans or advances to providers not yet expensed.

NOTES TO FINANCIAL STATEMENTS

1. SUMMARY OF SIGNIFICANT ACCOUNTING POLICIES

A. Accounting Practices

The statutory basis financial statements of UnitedHealthcare Community Plan of Ohio, Inc. (the “Company”) are presented on the basis of accounting practices prescribed and permitted by the Ohio Department of Insurance (“ODI”).

The ODI recognizes only statutory accounting practices, prescribed and permitted by the State of Ohio, for determining and reporting the financial condition and results of operations of a health insuring corporation (“HIC”), for determining its solvency under Ohio Insurance Law. The state prescribes the use of the National Association of Insurance Commissioners’ (“NAIC”) Accounting Practices and Procedures manual (“NAIC SAP”) in effect for the accounting periods covered in the statutory basis financial statements.

No significant differences exist between the practices prescribed and permitted by the State of Ohio and those prescribed and permitted by the NAIC SAP which materially affect the statutory basis net income and capital and surplus, as illustrated in the table below:

	SSAP #	F/S Page #	F/S Line #	September 30, 2017	December 31, 2016
<b>Net Income</b>					
(1) Company state basis (Page 4, Line 32, Columns 2 & 4)	XXX	XXX	XXX	\$ 50,911,859	\$ 22,910,465
(2) State prescribed practices that is an increase/(decrease) from NAIC SAP: None				-	-
(3) State permitted practices that is an increase/(decrease) from NAIC SAP: None				-	-
(4) NAIC SAP (1 - 2 - 3 = 4)	XXX	XXX	XXX	\$ 50,911,859	\$ 22,910,465
<b>Capital and Surplus</b>					
(5) Company state basis (Page 3, Line 33, Columns 3 & 4)	XXX	XXX	XXX	\$ 245,382,070	\$ 219,739,336
(6) State prescribed practices that is an increase/(decrease) from NAIC SAP: None				-	-
(7) State permitted practices that is an increase/(decrease) from NAIC SAP: None				-	-
(8) NAIC SAP (5 - 6 - 7 = 8)	XXX	XXX	XXX	\$ 245,382,070	\$ 219,739,336

B. Use of Estimates in the Preparation of the Statutory Basis Financial Statements

No significant change.

C. Accounting Policy

(1–5) No significant change.

(6) U.S. government and agency securities and corporate debt securities include loan-backed securities (mortgage-backed securities and asset-backed securities), which are valued using the retrospective adjustment methodology. Prepayment assumptions for the determination of the book/adjusted carrying value, commonly referred to as amortized cost, of loan-backed securities are based on a three-month constant prepayment rate history obtained from external data source vendors. The Company’s investment policy limits investments in nonagency residential mortgage-backed securities, including home equity and sub-prime mortgages, to 10% of total cash and invested assets. Total combined investments in mortgage-backed securities and asset-backed securities cannot exceed more than 30% of total cash and invested assets.

(7–13) No significant change.

**Recently Issued Accounting Standards** — In March 2017, the NAIC revised Statement of Statutory Accounting Principles (“SSAP”) No. 35R, *Guaranty Fund and Other Assessments* for the accounting and disclosure requirements related to the required discounting of liabilities and assets related to assessments from insolvencies of entities that wrote long-term care contracts. This revised guidance is effective for reporting periods after January 1, 2017. The Company adopted the revised accounting and disclosure requirements in 2017 and the impact is not expected to have a material impact to the statutory basis financial statements. The Company reviewed all other recently issued guidance in 2017 and 2016 that has been adopted for 2017 or subsequent years’ implementation and has determined that none of the items would have a significant impact to the statutory basis financial statements.

**D. Going Concern**

No significant change.

**2. ACCOUNTING CHANGES AND CORRECTION OF ERRORS**

No significant change.

**3. BUSINESS COMBINATIONS AND GOODWILL**

**A–D.** No significant change.

**4. DISCONTINUED OPERATIONS**

**A. Discontinued Operation Disposed of or Classified as Held for Sale**

**(1–4)** No significant change.

**B. Change in Plan of Sale of Discontinued Operations** — Not applicable.

**C. Nature of any Significant Continuing Involvement with Discontinued Operations after Disposal** — Not applicable.

**D. Equity Interest Retained in the Discontinued Operation after Disposal** — Not applicable.

**5. INVESTMENTS AND OTHER INVESTED ASSETS**

**A. Mortgage Loans, including Mezzanine Real Estate Loans**

No significant change.

**B. Debt Restructuring**

No significant change.

**C. Reverse Mortgages**

No significant change.

**D. Loan-Backed Securities**

- (1)** U.S. government and agency securities and corporate debt securities include loan-backed securities, which are valued using the retrospective adjustment methodology. Prepayment assumptions for the determination of the amortized cost of loan-backed securities are based on a three-month constant prepayment rate history obtained from external data source vendors.
- (2)** The Company did not recognize any other-than-temporary impairment (“OTTI”) on loan-backed securities as of September 30, 2017.
- (3)** As of September 30, 2017, the Company did not have any loan-backed securities with an OTTI to report by CUSIP.

- (4) The following table illustrates the fair value, gross unrealized losses, and length of time that the loan-backed securities have been in a continuous unrealized loss position as of September 30, 2017 and December 31, 2016:

	September 30, 2017
The aggregate amount of unrealized losses:	
1. Less than 12 months	\$ 368,082
2. 12 Months or longer	30,947
The aggregate related fair value of securities with unrealized losses:	
1. Less than 12 months	40,584,646
2. 12 Months or longer	1,289,872
	December 31, 2016
The aggregate amount of unrealized losses:	
1. Less than 12 months	\$ 795,782
2. 12 Months or longer	21,047
The aggregate related fair value of securities with unrealized losses:	
1. Less than 12 months	45,540,358
2. 12 Months or longer	1,704,442

- (5) The Company believes that it will collect all principal and interest due on all investments that have an amortized cost in excess of fair value. The unrealized losses as of September 30, 2017 were primarily caused by interest rate increases and not by unfavorable changes in the credit ratings associated with these securities.

**E. Repurchase Agreements and/or Securities Lending Transactions**

No significant change.

**F. Real Estate**

No significant change.

**G. Low-Income Housing Tax Credits**

No significant change.

**H. Restricted Assets**

No significant change.

**I. Working Capital Finance Investments**

Not applicable.

**J. Offsetting and Netting of Assets and Liabilities**

The Company does not have any offsetting or netting of assets and liabilities as it relates to derivatives, repurchase and reverse repurchase agreements, and securities borrowing and securities lending activities.

**K. Structured Notes**

The Company does not have any structured notes.

**L. 5\* Securities**

The Company does not have any investments with an NAIC designation of 5\* as of September 30, 2017 and December 31, 2016.

**M. Short Sales**

Not applicable.

**N. Prepayment Penalty and Acceleration Fees**

Not applicable.

**6. JOINT VENTURES, PARTNERSHIPS, AND LIMITED LIABILITY COMPANIES**

**A–B.** No significant change.

**7. INVESTMENT INCOME**

**A–B.** No significant change.

**8. DERIVATIVE INSTRUMENTS**

**A–F.** No significant change.

**9. INCOME TAXES**

**A–C.** No significant change.

**D.** The ratio between the provision for federal income taxes incurred and net gain before federal income taxes, and net realized capital gains has changed from the prior year primarily as a result of the annual health insurer fee (“HIF”) under Section 9010 of the Patient Protection and Affordable Care Act (“ACA”) which was included in the statutory basis statement of operations, but was non-deductible for income tax purposes in 2016. Due to the moratorium in 2017, there is no HIF included in the statutory basis statements of operations.

**E–G.** No significant change.

**10. INFORMATION CONCERNING PARENT, SUBSIDIARIES, AND AFFILIATES**

**A–N. Material Related Party Transactions**

As of September 14, 2017, the Company paid dividends of \$22,900,000 to its parent (see Note 13).

**11. DEBT**

**A–B.** No significant change.

**12. RETIREMENT PLANS, DEFERRED COMPENSATION, POSTEMPLOYMENT BENEFITS AND COMPENSATED ABSENCES, AND OTHER POSTRETIREMENT BENEFIT PLANS**

**A–I.** The Company has no defined benefit plans, defined contribution plans, multiemployer plans, consolidated/holding company plans, postemployment benefits, and compensated absences plans and is not impacted by the Medicare Modernization Act on postretirement benefits, since all personnel are employees of United HealthCare Services, Inc. (“UHS”), which provides services to the Company under the terms of a management agreement.

**13. CAPITAL AND SURPLUS, SHAREHOLDERS’ DIVIDEND RESTRICTIONS, AND QUASI-REORGANIZATIONS**

**(1–3)** No significant change.

**(4)** On August 31, 2017, the Company declared an ordinary cash dividend of \$22,900,000 to the sole shareholder, Three Rivers Holding, Inc. The dividend was paid on September 14, 2017. The ordinary dividend complied with the provisions set forth in the statutes of Ohio. The dividend was recorded as a reduction to unassigned surplus in the statutory basis statements of admitted assets, liabilities, and capital and surplus.

**(5–13)** No significant change.

**14. LIABILITIES, CONTINGENCIES AND ASSESSMENTS**

**A–F.** No significant change.

**15. LEASES**

**A–B.** No significant change.

**16. INFORMATION ABOUT FINANCIAL INSTRUMENTS WITH OFF-BALANCE-SHEET RISK AND FINANCIAL INSTRUMENTS WITH CONCENTRATIONS OF CREDIT RISK**

**(1–4)** No significant change.

**17. SALE, TRANSFER, AND SERVICING OF FINANCIAL ASSETS AND EXTINGUISHMENTS OF LIABILITIES**

**A.** The Company did not have any transfers of receivables reported as sales as of September 30, 2017 or December 31, 2016.

**B.** The Company did not have any transfer and servicing of financial assets as of September 30, 2017 or December 31, 2016.

C. No transactions involving wash sales of securities with an NAIC designation of 3 or below or unrated securities occurred as of September 30, 2017 or the year ended December 31, 2016.

**18. GAIN OR LOSS TO THE REPORTING ENTITY FROM UNINSURED PLANS AND THE UNINSURED PORTION OF PARTIALLY INSURED PLANS**

A–C. No significant change.

**19. DIRECT PREMIUM WRITTEN/PRODUCED BY MANAGING GENERAL AGENTS/THIRD-PARTY ADMINISTRATORS**

No significant change.

**20. FAIR VALUE MEASUREMENT**

The NAIC SAP defines fair value, establishes a framework for measuring fair value, and outlines the disclosure requirements related to fair value measurements. The fair value hierarchy is as follows:

*Level 1* — Quoted (unadjusted) prices for identical assets in active markets.

*Level 2* — Other observable inputs, either directly or indirectly, including:

- Quoted prices for similar assets in active markets;
- Quoted prices for identical or similar assets in nonactive markets (few transactions, limited information, noncurrent prices, high variability over time, etc.);
- Inputs other than quoted prices that are observable for the asset (interest rates, yield curves, volatilities, default rates, etc.);
- Inputs that are derived principally from or corroborated by other observable market data.

*Level 3* — Unobservable inputs that cannot be corroborated by observable market data.

The estimated fair values of bonds and short-term investments are based on quoted market prices, where available. The Company obtains one price for each security primarily from a third-party pricing service (“pricing service”), which generally uses quoted prices or other observable inputs for the determination of fair value. The pricing service normally derives the security prices through recently reported trades for identical or similar securities, making adjustments through the reporting date based upon available observable market information. For securities not actively traded, the pricing service may use quoted market prices of comparable instruments or discounted cash flow analyses, incorporating inputs that are currently observable in the markets for similar securities. Inputs that are often used in the valuation methodologies include, but are not limited to, non-binding broker quotes, benchmark yields, credit spreads, default rates and prepayment speeds. As the Company is responsible for the determination of fair value, it performs quarterly analyses on the prices received from the pricing service to determine whether the prices are reasonable estimates of fair value. Specifically, the Company compares the prices received from the pricing service to a secondary pricing source; prices reported by its custodian, its investment consultant and third-party investment advisors. Additionally, the Company compares changes in the reported market values and returns to relevant market indices to test the reasonableness of the reported prices. The Company’s internal price verification procedures and review of fair value methodology documentation provided by independent pricing services have not historically resulted in an adjustment in the prices obtained from the pricing service.

In instances in which the inputs used to measure fair value fall into different levels of the fair value hierarchy, the fair value measurement has been determined based on the lowest-level input that is significant to the fair value measurement in its entirety. The Company’s assessment of the significance of a particular item to the fair value measurement in its entirety requires judgment, including the consideration of inputs specific to the asset or liability.

**A. Fair Value**

(1–5) The Company does not have any financial assets that are measured and reported at fair value in the statutory basis statements of admitted assets, liabilities, and capital and surplus at September 30, 2017 and December 31, 2016.

**B. Fair Value Combination** — Not applicable.

C. Aggregate Fair Value Hierarchy

The aggregate fair value by hierarchy of all financial instruments as of September 30, 2017 and December 31, 2016, is presented in the table below:

September 30, 2017						
Types of Financial Investment	Aggregate Fair Value	Admitted Assets	(Level 1)	(Level 2)	(Level 3)	Not Practicable (Carrying Value)
U.S. government and agency securities	\$ 57,898,977	\$ 58,719,048	\$ 19,342,950	\$ 38,556,027	\$ -	\$ -
State and agency municipal securities	53,813,639	52,740,709	-	53,813,639	-	-
City and county municipal securities	73,940,145	72,989,983	-	73,940,145	-	-
Corporate debt securities	108,969,542	108,288,108	-	108,969,542	-	-
Money-market funds	<u>139,860,481</u>	<u>139,860,481</u>	<u>139,860,481</u>	<u>-</u>	<u>-</u>	<u>-</u>
Total bonds and short-term investments	<u>\$ 434,482,784</u>	<u>\$ 432,598,329</u>	<u>\$ 159,203,431</u>	<u>\$ 275,279,353</u>	<u>\$ -</u>	<u>\$ -</u>
December 31, 2016						
Types of Financial Investment	Aggregate Fair Value	Admitted Assets	(Level 1)	(Level 2)	(Level 3)	Not Practicable (Carrying Value)
U.S. government and agency securities	\$ 57,537,454	\$ 58,876,456	\$ 17,709,387	\$ 39,828,067	\$ -	\$ -
State and agency municipal securities	61,911,110	61,899,242	-	61,911,110	-	-
City and county municipal securities	71,777,966	72,262,180	-	71,777,966	-	-
Corporate debt securities	98,167,484	98,454,827	-	98,167,484	-	-
Money-market funds	<u>84,503,386</u>	<u>84,503,386</u>	<u>84,503,386</u>	<u>-</u>	<u>-</u>	<u>-</u>
Total bonds and short-term investments	<u>\$ 373,897,400</u>	<u>\$ 375,996,091</u>	<u>\$ 102,212,773</u>	<u>\$ 271,684,627</u>	<u>\$ -</u>	<u>\$ -</u>

Included as Level 1 in U.S. government and agency securities in the fair value hierarchy tables above are U.S. Treasury securities of \$19,342,950 and \$17,709,387 as of September 30, 2017 and December 31, 2016, respectively.

There are no commercial paper investments included in corporate debt securities in the fair value hierarchy tables above as of September 30, 2017 and December 31, 2016.

C. Not Practicable to Estimate Fair Value — Not applicable.

21. OTHER ITEMS

A–H. No significant change.

22. EVENTS SUBSEQUENT

No significant change.

23. REINSURANCE

A–D. No significant change.

24. RETROSPECTIVELY RATED CONTRACTS AND CONTRACTS SUBJECT TO REDETERMINATION

A–B. No significant change.

C. The Company has Medicare Part D risk-corridor amounts from the Centers for Medicare and Medicaid Services (“CMS”) under the MyCare Ohio contract which are subject to a retrospectively rated feature related to Part D premiums. The Company has estimated accrued retrospective premiums related to certain Part D premiums based on guidelines determined by CMS. The formula is tiered and based on the bid medical loss ratio. The amount of Medicare Part D direct premiums written subject to this retrospectively rated feature was \$13,841,414 and \$17,591,851 representing, 0.8% and 0.9% of total direct premiums written for September 30, 2017 and December 31, 2016, respectively.

The Company has risk-adjustment amounts from CMS which are subject to a redetermination feature related to Medicare premiums. The Company has estimated premium adjustments for changes to each member’s health scores based on guidelines determined by CMS. The total amount of Medicare direct premiums written for which a portion is subject to the redetermination feature was \$213,734,864 and \$238,090,016 representing, 12.9% and 11.6% of total direct premiums written as of September 30, 2017 and December 31, 2016, respectively.

The Medicaid contract with the State of Ohio includes an Aged, Blind, and Disabled (“ABD”) program which is subject to retrospective rating features. The Company estimates accrued retrospective premium adjustments for its ABD program based on the contract with the Ohio Department of Medicaid (“ODM”). The total amount of direct premiums written from the Medicaid contract subject to the retrospectively rated feature was \$191,756,032 and \$198,276,331, representing 11.5% and 9.7% of total direct premiums written as of September 30, 2017 and December 31, 2016, respectively.

The Medicaid and MyCareOhio contracts include a provision for the retrospective determination of performance guarantee payments, based on various quality measures. The total amount of direct premiums written for the contract subject to this redetermination feature was \$1,631,009,789 and \$2,003,094,957, representing 98.2% and 97.6%, of the Company’s total direct premiums written, as of September 30, 2017 and December 31, 2016, respectively.

The Company is subject to a Hepatitis C Risk Pool arrangement with the ODM where the amount of the pool is determined by the projected Hepatitis C costs incorporated into the current year rates, and the funds will be redistributed among the plans based on relative actual Hepatitis C costs. The total Medicaid direct premiums written subject to this retrospective rating feature were \$1,431,648,889 and \$1,796,632,675 representing 86.2% and 87.5% of total direct premiums written as of September 30, 2017 and December 31, 2016, respectively.

- D.** The Company does not have any business subject to ACA specific minimum loss ratio requirements as of September 30, 2017 and December 31, 2016.

Pursuant to contractual requirements, the Company is required to maintain a specific minimum loss ratio on its MyCare Ohio and Expansion populations. The Company estimated \$621,376 in estimated state minimum loss ratio rebates on its Expansion population as of September 30, 2017 and December 31, 2016. The Company’s actual medical loss ratios for MyCare Ohio were in excess of the minimum requirements and, as a result, no minimum loss ratio liability was required as of September 30, 2017 and December 31, 2016.

**E. Risk-Sharing Provisions of the Affordable Care Act**

- (1-5)** The Company did not write accident and health premiums in 2017 and 2016 subject to the risk-sharing provisions of the ACA.

25. CHANGE IN INCURRED CLAIMS AND CLAIMS ADJUSTMENT EXPENSES

Changes in estimates related to the prior year incurred claims are included in total hospital and medical expenses in the current year in the statutory basis statements of operations. The following tables disclose paid claims, incurred claims, and the balance in the claims unpaid, accrued medical incentive pool and bonus amounts, aggregate health claim reserves, health care receivables and reinsurance recoverables at September 30, 2017 and December 31, 2016:

	September 30, 2017		
	Current Year Incurred Claims	Prior Years Incurred Claims	Total
Beginning of year claim reserve	\$ -	\$ (158,402,452)	\$ (158,402,452)
Paid claims—net of health care receivables* and reinsurance recoveries collected	1,205,690,893	118,075,151	1,323,766,044
End of year claim reserve	<u>172,834,632</u>	<u>(2,441,381)</u>	<u>170,393,251</u>
Incurred claims excluding the change in health care receivables* and reinsurance recoverables as presented below	1,378,525,525	(42,768,682)	1,335,756,843
Beginning of year health care receivables* and reinsurance recoverables	-	31,842,685	31,842,685
End of year health care receivables* and reinsurance recoverables	<u>(24,934,313)</u>	<u>(4,062,003)</u>	<u>(28,996,316)</u>
Total incurred claims	<u>\$ 1,353,591,212</u>	<u>\$ (14,988,000)</u>	<u>\$ 1,338,603,212</u>

\*Health care receivables exclude pay for performance receivables \$11,644,166 for 2016.  
As of Q2 2017, pay for performance receivables are reported as amounts accrued under contracts subject to redetermination per SSAP No. 54, *Individual and Group Accident and Health Contracts*, and excluded from the health care and other receivables amount.

	December 31, 2016		
	Current Year Incurred Claims	Prior Years Incurred Claims	Total
Beginning of year claim reserve	\$ -	\$ (150,782,342)	\$ (150,782,342)
Paid claims—net of health care receivables* and reinsurance recoveries collected	1,581,429,951	105,484,377	1,686,914,328
End of year claim reserve	<u>157,424,188</u>	<u>978,264</u>	<u>158,402,452</u>
Incurred claims excluding the change in health care receivables* and reinsurance recoverables as presented below	1,738,854,139	(44,319,701)	1,694,534,438
Beginning of year health care receivables* End of year health care receivables* and reinsurance recoverables	- <u>(26,913,725)</u>	20,483,453 <u>(4,928,960)</u>	20,483,453 <u>(31,842,685)</u>
Total incurred claims	<u>\$ 1,711,940,414</u>	<u>\$ (28,765,208)</u>	<u>\$ 1,683,175,206</u>

\*Health care receivables exclude pay for performance receivables of \$11,644,166 and \$5,450,160 for 2016 and 2015, respectively.

The liability for claims unpaid, accrued medical incentive pool and bonus amounts, and aggregate health claim reserves, net of health care receivables and reinsurance recoverables as of December 31, 2016 was \$126,559,767. As of September 30, 2017, \$118,075,151 has been paid for incurred claims attributable to insured events of prior years. Reserves remaining for prior years, net of healthcare receivables and reinsurance recoverables are now (\$6,503,384) as a result of re-estimation of unpaid claims. Therefore, there has been \$14,988,000 favorable prior year development since December 31, 2016 to September 30, 2017. The primary drivers consist of favorable development of \$7,873,959 related to reinsurance, favorable development as a result of a change in the provision for adverse deviations in experience of \$7,554,289, and favorable development of \$5,109,010 attributable to subrogation recoveries, offset by unfavorable development of \$5,247,820 in retroactivity for inpatient, outpatient, physician, and pharmacy claims. At December 31, 2016, the Company recorded \$28,765,208 of favorable development as a result of a change in the provision for adverse deviations in experience of \$6,689,320, favorable development of \$6,934,193 in retroactivity for inpatient, outpatient, physician, and pharmacy claims, \$5,364,006 favorable development related to subrogation recoveries, \$4,420,631 favorable development attributable to reinsurance, and \$3,707,584 favorable development due to capitation. Original estimates are increased or decreased, as additional information becomes known regarding individual claims. Included in this development is the impact related to retrospectively rated policies. As a result of the prior year effects, on a regular basis, the Company adjusts revenue and the corresponding liability and/or receivable related to retrospectively rated policies and the impact of the change is included as a component of change in reserve for rate credits in the statutory basis statements of operations.

The Company incurred claims adjustment expenses of \$75,544,852 and \$94,342,306 for the nine months ended September 30, 2017 and the year ended December 31, 2016, respectively. These costs are included in the management service fees paid by the Company to UHS as a part of its management agreement. The following table discloses paid claims adjustment expenses ("CAE"), incurred CAE, and the balance in unpaid claims adjustment expenses reserve for the nine months ended September 30, 2017 and the year ended December 31, 2016:

	September 30, 2017	December 31, 2016
Total claims adjustment expenses incurred	\$ 75,544,852	\$ 94,342,306
Less current year unpaid claims adjustment expenses	(2,612,409)	(2,355,808)
Add prior year unpaid claims adjustment expenses	<u>2,355,808</u>	<u>2,357,515</u>
Total claims adjustment expenses paid	<u>\$ 75,288,251</u>	<u>\$ 94,344,013</u>

26. INTERCOMPANY POOLING ARRANGEMENTS

A–G. No significant change.

27. STRUCTURED SETTLEMENTS

A–B. No significant change.

28. HEALTH CARE AND OTHER AMOUNTS RECEIVABLE

A. Pharmacy rebates receivable are recorded when reasonably estimated or billed by the affiliated pharmaceutical benefit manager in accordance with pharmaceutical rebate contract provisions. Information used to support rebates billed to the manufacturer is based on utilization information gathered by the pharmaceutical benefit manager and adjusted for significant changes in pharmaceutical contract provisions.

The Company evaluates admissibility of all pharmacy rebates receivable based on the administration of each underlying pharmaceutical benefit management agreement. The Company has non-admitted and excluded all pharmacy rebates receivable that do not meet the admissibility criteria of SSAP No. 84, *Certain Health Care Receivables and Receivables under Government Insured Plans* ("SSAP No. 84") from the statutory basis statements of admitted assets, liabilities, and capital and surplus.

For each pharmaceutical management agreement for which a portion of the total pharmacy rebates receivable can be admitted based on the admissibility criteria of SSAP No. 84, the pharmacy rebate transaction history is summarized as follows:

Quarter	Estimated Pharmacy Rebates as Reported on Financial Statements	Pharmacy Rebates as Billed or Otherwise Confirmed	Actual Rebates Received within 90 Days of Billing	Actual Rebates Received within 91 to 180 Days of Billing	Actual Rebates Received More than 180 Days After Billing
9/30/2017	\$ 11,647,654	\$ -	\$ -	\$ -	\$ -
6/30/2017	11,224,495	10,840,630	4,370,523	-	-
3/31/2017	10,650,841	10,172,974	3,203,010	4,956,948	-
12/31/2016	9,897,403	9,982,307	5,416,416	2,900,710	290,636
9/30/2016	9,585,454	9,418,382	5,280,587	2,507,505	1,453,680
6/30/2016	9,616,426	9,536,309	6,254,110	2,792,494	403,536
3/31/2016	8,376,446	8,527,773	4,088,991	4,096,865	276,141
12/31/2015	8,978,543	8,859,003	5,858,867	2,918,306	53,590
9/30/2015	8,765,945	8,832,468	6,565,126	1,320,329	907,352
6/30/2015	8,406,025	8,669,991	5,924,035	1,620,029	908,077
3/31/2015	7,059,627	7,189,340	4,456,166	1,601,329	914,685
12/31/2014	4,039,676	3,808,884	1,973,260	1,321,178	513,009

Of the amount reported as health care and other amounts receivable, \$16,387,917 and \$13,074,840 relates to pharmacy rebates receivable as of September 30, 2017 and December 31, 2016, respectively. This increase is primarily due to increased membership along with the change in generic/name brand mix.

The Company also admitted \$565,732 and \$126,416 related to claim overpayment receivables, \$3,853,214 and \$3,908,984 for receivables from the ODM Partners for Kids (“PFK”) program. As disclosed in Note 25, health care and other receivables included \$11,644,166 for receivables from the ODM Pay for Performance program as of December 31, 2016. This activity was reclassified as of June 30, 2017 to be reported as amounts accrued under contracts subject to redetermination.

B. No significant change.

29. PARTICIPATING POLICIES

No significant change.

30. PREMIUM DEFICIENCY RESERVES

The Company has not recorded any premium deficiency reserves as of September 30, 2017 and December 31, 2016. The analysis of premium deficiency reserves was completed as of September 30, 2017 and December 31, 2016. The Company did consider anticipated investment income when calculating the premium deficiency reserves.

The following table summarizes the Company’s premium deficiency reserves as of September 30, 2017 and December 31, 2016:

	September 30, 2017
1. Liability carried for premium deficiency reserves	\$ -
2. Date of the most recent evaluation of this liability	9/30/2017
3. Was anticipated investment income utilized in this calculation?	Yes <input checked="" type="checkbox"/> No <input type="checkbox"/>
	December 31, 2016
1. Liability carried for premium deficiency reserves	\$ -
2. Date of the most recent evaluation of this liability	12/31/2016
3. Was anticipated investment income utilized in this calculation?	Yes <input checked="" type="checkbox"/> No <input type="checkbox"/>

31. ANTICIPATED SALVAGE AND SUBROGATION

No significant change.

GENERAL INTERROGATORIES

PART 1 - COMMON INTERROGATORIES

GENERAL

1.1

Did the reporting entity experience any material transactions requiring the filing of Disclosure of Material Transactions with the State of Domicile, as required by the Model Act? .....

Yes [ ☐ ] No [ ☒ ]

1.2

If yes, has the report been filed with the domiciliary state? .....

Yes [ ☐ ] No [ ☐ ]

2.1

Has any change been made during the year of this statement in the charter, by-laws, articles of incorporation, or deed of settlement of the reporting entity? .....

Yes [ ☐ ] No [ ☒ ]

2.2

If yes, date of change: .....

3.1

Is the reporting entity a member of an Insurance Holding Company System consisting of two or more affiliated persons, one or more of which is an insurer? .....

If yes, complete Schedule Y, Parts 1 and 1A.

Yes [ ☒ ] No [ ☐ ]

3.2

Have there been any substantial changes in the organizational chart since the prior quarter end? .....

Yes [ ☒ ] No [ ☐ ]

3.3

If the response to 3.2 is yes, provide a brief description of those changes.

July 18, 2017 - OptumHealth International B.V., a Netherlands company, sold and transferred its 1 quota in Optum Solutions do Brasil - Tecnologia e Serviços de Suporte Ltda., a Brazilian company, to OptumInsight, Inc., a Delaware company. Following the transaction, Optum Solutions do Brasil - Tecnologia e Serviços de Suporte Ltda., a Brazilian company, is owned 99.999998% by Optum Global Solutions International B.V., a Netherlands company, and 0.000002% by OptumInsight, Inc., a Delaware company.

July 28, 2017 - Cadillac Merger Sub II, LLC, a Delaware limited liability company, was formed as a wholly owned subsidiary of UnitedHealth Group Incorporated, a Delaware corporation. Cadillac Merger Sub I, Inc., a Delaware corporation, was formed as a wholly owned subsidiary of Cadillac Merger Sub II, LLC.

July 31, 2017 - The following SCA entities were dissolved prior to the 3/24/2017 acquisition, and therefore are being removed from our entity list: NSC Sarasota, Inc. (11/28/2016), SCA Salt Lake Surgical Center, Inc.(11/28/2016), Specialized Surgery of Houston, Inc. (12/28/2016), Surgical Properties of Houston, Inc. (11/22/2016), Waco Outpatient Surgical Center, Inc.(11/22/2016), Waco Surgical Center, Ltd. (11/22/2016), Sarasota Endoscopy Center, L.P. (11/29/2016), Salt Lake Surgical Center, L.P. (12/6/2016)

July 31, 2017 - Amil Assistência Médica Internacional S.A., a Brazilian company, acquired 100% interest in Santos Administração e Participações S.A., a Brazilian company.

July 31, 2017 - Amil Assistência Médica Internacional S.A., a Brazilian company, acquired 100% interest in Plano de Saúde Ana Costa Ltda., a Brazilian company.

July 31, 2017 - Hospital Alvorada Taguatinga Ltda., a Brazilian company, acquired 13.012% interest in Hospital Ana Costa S.A. The remaining 57.412% is owned by Plano de Saúde Ana Costa Ltda. and 29.576% is owned by external shareholders.

August 11, 2017 - Cadillac Merger Sub I, Inc., a Delaware corporation, merged with and into CentriflyHealth, Inc., a Delaware corporation, with CentriflyHealth, Inc. being the surviving entity in the merger. As a result of the merger, CentriflyHealth, Inc. became a wholly owned subsidiary of Cadillac Merger Sub II, LLC, a Delaware limited liability company. CentriflyHealth, Inc. merged with and into Cadillac Merger Sub II, LLC with Cadillac Merger Sub II, LLC being the surviving entity in the merger. As a result of the merger, Cadillac Merger Sub II, LLC changed its name to CentriflyHealth, LLC and is a wholly owned subsidiary of UnitedHealth Group Incorporated, a Delaware corporation.

August 29, 2017 - UHC Finance (Ireland) Unlimited Company, a Ireland unlimited company, was formed as a 100% subsidiary of OptumRx, Inc.

September 4, 2017 - UnitedHealthcare International IX S.à r.l., a Luxembourg limited liability company (société à responsabilité limitée), was formed as a 100% subsidiary of Optum, Inc. a Delaware, USA corporation.

September 14, 2017 - UHCFI LLC, a Delaware limited liability company, was formed as a 100% subsidiary of OptumRx, Inc.

September 19, 2017 - Specialty Benefits, LLC, a Delaware limited liability company, acquired 100% of the equity interests in National MedTrans, LLC, a New York limited liability company.

September 21, 2017 - Optum, Inc. transferred its ownership of UnitedHealthcare International IX S.à r.l., to OptumRx Holdings, LLC.

September 21, 2017 - OptumRx Holdings LLC transferred its ownership of UnitedHealthcare International IX S.à r.l. to OptumRx, Inc.

September 21, 2017 - OptumRX, Inc. transferred its ownership of UnitedHealthcare International IX S.à r.l. to UHC Finance (Ireland) Unlimited Company.

September 30, 2017 - Nevada Medical Services LLC, a Nevada limited liability company, merged with and into Collaborative Care Services, Inc., a Delaware corporation.

4.1

Has the reporting entity been a party to a merger or consolidation during the period covered by this statement? .....

Yes [ ☐ ] No [ ☒ ]

4.2

If yes, provide the name of the entity, NAIC Company Code, and state of domicile (use two letter state abbreviation) for any entity that has ceased to exist as a result of the merger or consolidation.

1	2	3
Name of Entity	NAIC Company Code	State of Domicile

11

STATEMENT AS OF SEPTEMBER 30, 2017 OF THE UnitedHealthcare Community Plan of Ohio, Inc.

5.

If the reporting entity is subject to a management agreement, including third-party administrator(s), managing general agent(s), attorney-in-fact, or similar agreement, have there been any significant changes regarding the terms of the agreement or principals involved? ..... Yes [ X ] No [ ] N/A [ ]  
If yes, attach an explanation.  
The Company filed an amendment to its management services agreement, as filed with the Department on January 17, 2017 and as approved by the Department on February 23, 2017.
- 6.1

State as of what date the latest financial examination of the reporting entity was made or is being made. .... 12/31/2013
- 6.2

State the as of date that the latest financial examination report became available from either the state of domicile or the reporting entity. This date should be the date of the examined balance sheet and not the date the report was completed or released. .... 12/31/2013
- 6.3

State as of what date the latest financial examination report became available to other states or the public from either the state of domicile or the reporting entity. This is the release date or completion date of the examination report and not the date of the examination (balance sheet date). .... 02/13/2015
- 6.4

By what department or departments?  
Ohio Department of Insurance
- 6.5

Have all financial statement adjustments within the latest financial examination report been accounted for in a subsequent financial statement filed with Departments? ..... Yes [ ] No [ ] N/A [ X ]
- 6.6

Have all of the recommendations within the latest financial examination report been complied with? .....Yes [ ] No [ ] N/A [ X ]
- 7.1

Has this reporting entity had any Certificates of Authority, licenses or registrations (including corporate registration, if applicable) suspended or revoked by any governmental entity during the reporting period? ..... Yes [ ] No [ X ]
- 7.2

If yes, give full information:
- 8.1

Is the company a subsidiary of a bank holding company regulated by the Federal Reserve Board? ..... Yes [ ] No [ X ]
- 8.2

If response to 8.1 is yes, please identify the name of the bank holding company.
- 8.3

Is the company affiliated with one or more banks, thrifts or securities firms? ..... Yes [ X ] No [ ]
- 8.4

If response to 8.3 is yes, please provide below the names and location (city and state of the main office) of any affiliates regulated by a federal regulatory services agency [i.e. the Federal Reserve Board (FRB), the Office of the Comptroller of the Currency (OCC), the Federal Deposit Insurance Corporation (FDIC) and the Securities Exchange Commission (SEC)] and identify the affiliate's primary federal regulator.

1	2	3	4	5	6
Affiliate Name	Location (City, State)	FRB	OCC	FDIC	SEC
Optum Bank, Inc. ....	Salt Lake City, UT ....	NO	NO	YES	NO

GENERAL INTERROGATORIES

- 9.1

Are the senior officers (principal executive officer, principal financial officer, principal accounting officer or controller, or persons performing similar functions) of the reporting entity subject to a code of ethics, which includes the following standards? .....  
(a) Honest and ethical conduct, including the ethical handling of actual or apparent conflicts of interest between personal and professional relationships;  
(b) Full, fair, accurate, timely and understandable disclosure in the periodic reports required to be filed by the reporting entity;  
(c) Compliance with applicable governmental laws, rules and regulations;  
(d) The prompt internal reporting of violations to an appropriate person or persons identified in the code; and  
(e) Accountability for adherence to the code.

Yes [ X ] No [ ]
- 9.11

If the response to 9.1 is No, please explain:
- 9.2

Has the code of ethics for senior managers been amended? .....

Yes [ ] No [ X ]
- 9.21

If the response to 9.2 is Yes, provide information related to amendment(s).
- 9.3

Have any provisions of the code of ethics been waived for any of the specified officers? .....

Yes [ ] No [ X ]
- 9.31

If the response to 9.3 is Yes, provide the nature of any waiver(s).

FINANCIAL

- 10.1

Does the reporting entity report any amounts due from parent, subsidiaries or affiliates on Page 2 of this statement? .....

Yes [ ] No [ X ]
- 10.2

If yes, indicate any amounts receivable from parent included in the Page 2 amount: .....

\$.....0

INVESTMENT

- 11.1

Were any of the stocks, bonds, or other assets of the reporting entity loaned, placed under option agreement, or otherwise made available for use by another person? (Exclude securities under securities lending agreements.) .....

Yes [ ] No [ X ]
- 11.2

If yes, give full and complete information relating thereto:
12.

Amount of real estate and mortgages held in other invested assets in Schedule BA: .....

\$.....0
13.

Amount of real estate and mortgages held in short-term investments: .....

\$.....0
- 14.1

Does the reporting entity have any investments in parent, subsidiaries and affiliates? .....

Yes [ ] No [ X ]
- 14.2

If yes, please complete the following:
- |   | 1   | 2  |
|---|---|--|
|   | Prior Year-End<br>Book/Adjusted<br>Carrying Value | Current Quarter<br>Book/Adjusted<br>Carrying Value |
| 14.21 Bonds .....   | \$.....0  | \$.....0   |
| 14.22 Preferred Stock .....   | \$.....0  | \$.....0   |
| 14.23 Common Stock .....  | \$.....0  | \$.....0   |
| 14.24 Short-Term Investments .....  | \$.....0  | \$.....0   |
| 14.25 Mortgage Loans on Real Estate .....   | \$.....0  | \$.....0   |
| 14.26 All Other .....   | \$.....0  | \$.....0   |
| 14.27 Total Investment in Parent, Subsidiaries and Affiliates (Subtotal Lines 14.21 to 14.26) ..... | \$.....0  | \$.....0   |
| 14.28 Total Investment in Parent included in Lines 14.21 to 14.26 above .....                       | \$.....0  | \$.....0   |
- 15.1

Has the reporting entity entered into any hedging transactions reported on Schedule DB? .....

Yes [ ] No [ X ]
- 15.2

If yes, has a comprehensive description of the hedging program been made available to the domiciliary state? .....  
If no, attach a description with this statement.

Yes [ ] No [ ]

STATEMENT AS OF SEPTEMBER 30, 2017 OF THE UnitedHealthcare Community Plan of Ohio, Inc.

GENERAL INTERROGATORIES

16. For the reporting entity's security lending program, state the amount of the following as of the current statement date:
- 16.1 Total fair value of reinvested collateral assets reported on Schedule DL, Parts 1 and 2.

16.2 Total book adjusted/carrying value of reinvested collateral assets reported on Schedule DL, Parts 1 and 2

16.3 Total payable for securities lending reported on the liability page.
- \$

\$

\$
- 0

0

0

17. Excluding items in Schedule E - Part 3 - Special Deposits, real estate, mortgage loans and investments held physically in the reporting entity's offices, vaults or safety deposit boxes, were all stocks, bonds and other securities, owned throughout the current year held pursuant to a custodial agreement with a qualified bank or trust company in accordance with Section 1, III - General Examination Considerations, F. Outsourcing of Critical Functions, Custodial or Safekeeping Agreements of the NAIC Financial Condition Examiners Handbook?
- Yes
- [ X ]
- No
- [ ]

- 17.1 For all agreements that comply with the requirements of the NAIC Financial Condition Examiners Handbook, complete the following:

1 Name of Custodian(s)	2 Custodian Address
Bank of New York Mellon	Global Liquidity Services, 1 Wall St, 14th Floor, New York, NY 10286
Northern Trust	50 S. LaSalle, Chicago, IL 60675

- 17.2 For all agreements that do not comply with the requirements of the NAIC Financial Condition Examiners Handbook, provide the name, location and a complete explanation:

1 Name(s)	2 Location(s)	3 Complete Explanation(s)

- 17.3 Have there been any changes, including name changes, in the custodian(s) identified in 17.1 during the current quarter?
- Yes
- [ ]
- No
- [ X ]

- 17.4 If yes, give full information relating thereto:

1 Old Custodian	2 New Custodian	3 Date of Change	4 Reason

- 17.5 Investment management – Identify all investment advisors, investment managers, broker/dealers, including individuals that have the authority to make investment decisions on behalf of the reporting entity. For assets that are managed internally by employees of the reporting entity, note as such. ["...that have access to the investment accounts"; "...handle securities"]

1 Name of Firm or Individual	2 Affiliation
Internally Managed	I
BlackRock Financial Management, Inc.	U
JPMorgan Investment Management, Inc.	U
Standish Mellon Asset Management Company	U

- 17.5097 For those firms/individuals listed in the table for Question 17.5, do any firms/individuals unaffiliated with the reporting entity (i.e. designated with a "U") manage more than 10% of the reporting entity's assets?
- Yes
- [ X ]
- No
- [ ]

- 17.5098 For firms/individuals unaffiliated with the reporting entity (i.e. designated with a "U") listed in the table for Question 17.5, does the total assets under management aggregate to more than 50% of the reporting entity's assets?
- Yes
- [ ]
- No
- [ X ]

- 17.6 For those firms or individuals listed in the table for 17.5 with an affiliation code of "A" (affiliated) or "U" (unaffiliated), provide the information for the table below.

1 Central Registration Depository Number	2 Name of Firm or Individual	3 Legal Entity Identifier (LEI)	4 Registered With	5 Investment Management Agreement (IMA) Filed
107105	BlackRock Financial Management, Inc.	549300LVXY1VJKE13M84	SEC	NO
107038	JPMorgan Investment Management, Inc.	NA	SEC	NO
113972	Standish Mellon Asset Management Company	NA	SEC	NO

- 18.1 Have all the filing requirements of the Purposes and Procedures Manual of the NAIC Investment Analysis Office been followed?
- Yes
- [ X ]
- No
- [ ]

- 18.2 If no, list exceptions:

GENERAL INTERROGATORIES

PART 2 - HEALTH

1. Operating Percentages:
- 1.1 A&H loss percent

83.8 %
- 1.2 A&H cost containment percent

2.8 %
- 1.3 A&H expense percent excluding cost containment expenses

11.8 %
- 2.1 Do you act as a custodian for health savings accounts?

Yes [ ] No [ X ]
- 2.2 If yes, please provide the amount of custodial funds held as of the reporting date

\$0
- 2.3 Do you act as an administrator for health savings accounts?

Yes [ ] No [ X ]
- 2.4 If yes, please provide the balance of the funds administered as of the reporting date

\$0

STATEMENT AS OF SEPTEMBER 30, 2017 OF THE UnitedHealthcare Community Plan of Ohio, Inc.

## SCHEDULE S - CEDED REINSURANCE

Showing All New Reinsurance Treaties - Current Year to Date

[illegible]

SCHEDULE T - PREMIUMS AND OTHER CONSIDERATIONS

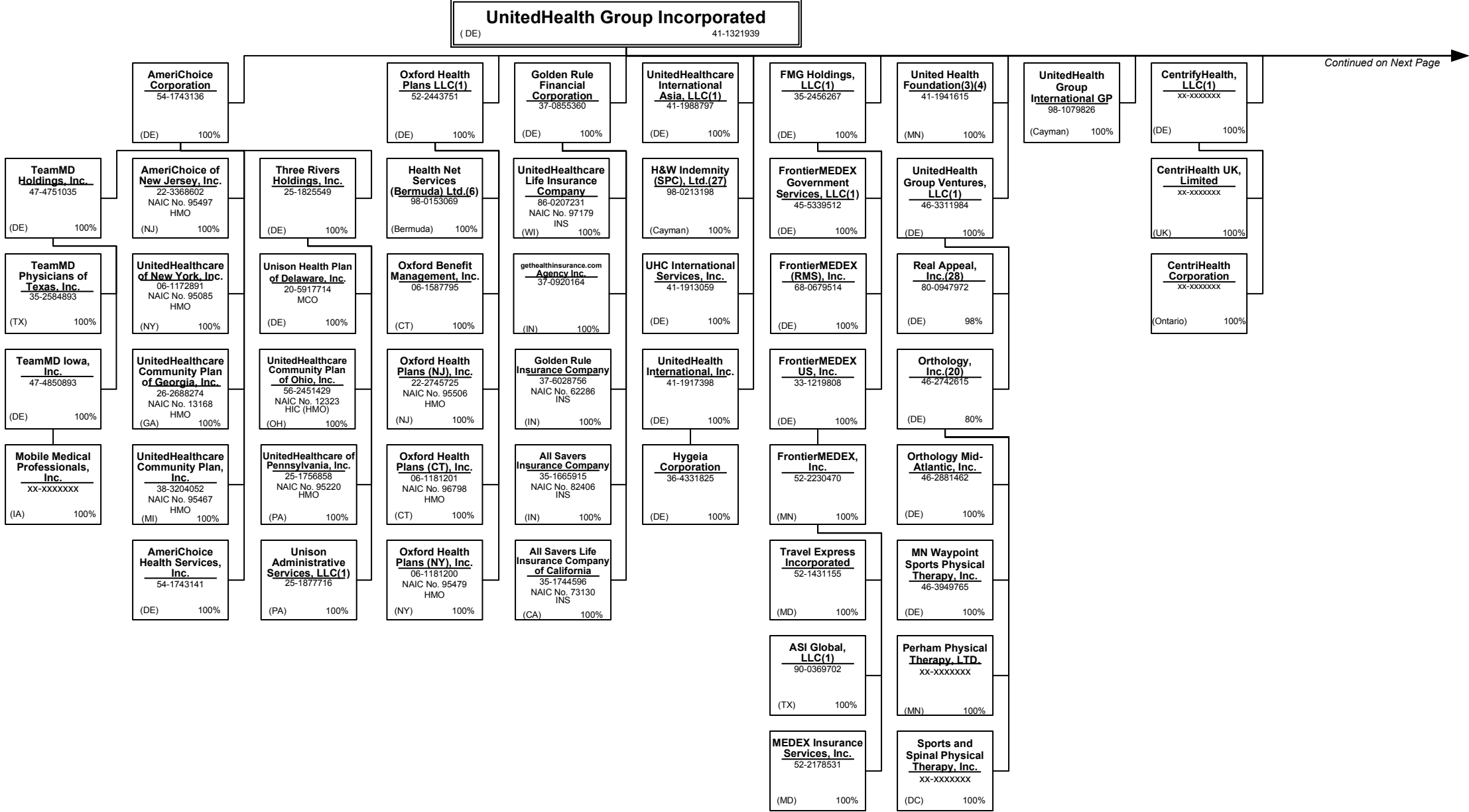
Current Year to Date - Allocated by States and Territories

		1	Direct Business Only							
			2	3	4	5	6	7	8	9
States, etc.		Active Status	Accident and Health Premiums	Medicare Title XVIII	Medicaid Title XIX	Federal Employees Health Benefits Program Premiums	Life and Annuity Premiums & Other Considerations	Property/ Casualty Premiums	Total Columns 2 Through 7	Deposit-Type Contracts
1.	Alabama	AL	N	0	0	0	0	0	0	0
2.	Alaska	AK	N	0	0	0	0	0	0	0
3.	Arizona	AZ	N	0	0	0	0	0	0	0
4.	Arkansas	AR	N	0	0	0	0	0	0	0
5.	California	CA	N	0	0	0	0	0	0	0
6.	Colorado	CO	N	0	0	0	0	0	0	0
7.	Connecticut	CT	N	0	0	0	0	0	0	0
8.	Delaware	DE	N	0	0	0	0	0	0	0
9.	District of Columbia	DC	N	0	0	0	0	0	0	0
10.	Florida	FL	N	0	0	0	0	0	0	0
11.	Georgia	GA	N	0	0	0	0	0	0	0
12.	Hawaii	HI	N	0	0	0	0	0	0	0
13.	Idaho	ID	N	0	0	0	0	0	0	0
14.	Illinois	IL	N	0	0	0	0	0	0	0
15.	Indiana	IN	N	0	0	0	0	0	0	0
16.	Iowa	IA	N	0	0	0	0	0	0	0
17.	Kansas	KS	N	0	0	0	0	0	0	0
18.	Kentucky	KY	N	0	0	0	0	0	0	0
19.	Louisiana	LA	N	0	0	0	0	0	0	0
20.	Maine	ME	N	0	0	0	0	0	0	0
21.	Maryland	MD	N	0	0	0	0	0	0	0
22.	Massachusetts	MA	N	0	0	0	0	0	0	0
23.	Michigan	MI	N	0	0	0	0	0	0	0
24.	Minnesota	MN	N	0	0	0	0	0	0	0
25.	Mississippi	MS	N	0	0	0	0	0	0	0
26.	Missouri	MO	N	0	0	0	0	0	0	0
27.	Montana	MT	N	0	0	0	0	0	0	0
28.	Nebraska	NE	N	0	0	0	0	0	0	0
29.	Nevada	NV	N	0	0	0	0	0	0	0
30.	New Hampshire	NH	N	0	0	0	0	0	0	0
31.	New Jersey	NJ	N	0	0	0	0	0	0	0
32.	New Mexico	NM	N	0	0	0	0	0	0	0
33.	New York	NY	N	0	0	0	0	0	0	0
34.	North Carolina	NC	N	0	0	0	0	0	0	0
35.	North Dakota	ND	N	0	0	0	0	0	0	0
36.	Ohio	OH	L	0	213,734,864	1,447,825,385	0	0	1,661,560,249	0
37.	Oklahoma	OK	N	0	0	0	0	0	0	0
38.	Oregon	OR	N	0	0	0	0	0	0	0
39.	Pennsylvania	PA	N	0	0	0	0	0	0	0
40.	Rhode Island	RI	N	0	0	0	0	0	0	0
41.	South Carolina	SC	N	0	0	0	0	0	0	0
42.	South Dakota	SD	N	0	0	0	0	0	0	0
43.	Tennessee	TN	N	0	0	0	0	0	0	0
44.	Texas	TX	N	0	0	0	0	0	0	0
45.	Utah	UT	N	0	0	0	0	0	0	0
46.	Vermont	VT	N	0	0	0	0	0	0	0
47.	Virginia	VA	N	0	0	0	0	0	0	0
48.	Washington	WA	N	0	0	0	0	0	0	0
49.	West Virginia	WV	N	0	0	0	0	0	0	0
50.	Wisconsin	WI	N	0	0	0	0	0	0	0
51.	Wyoming	WY	N	0	0	0	0	0	0	0
52.	American Samoa	AS	N	0	0	0	0	0	0	0
53.	Guam	GU	N	0	0	0	0	0	0	0
54.	Puerto Rico	PR	N	0	0	0	0	0	0	0
55.	U.S. Virgin Islands	VI	N	0	0	0	0	0	0	0
56.	Northern Mariana Islands	MP	N	0	0	0	0	0	0	0
57.	Canada	CAN	N	0	0	0	0	0	0	0
58.	Aggregate Other Aliens	OT	XXX	0	0	0	0	0	0	0
59.	Subtotal	XXX	0	213,734,864	1,447,825,385	0	0	0	1,661,560,249	0
60.	Reporting Entity Contributions for Employee Benefit Plans	XXX	0	0	0	0	0	0	0	0
61.	Totals (Direct Business)	(a) 1	0	213,734,864	1,447,825,385	0	0	0	1,661,560,249	0
DETAILS OF WRITE-INS										
58001.		XXX								
58002.		XXX								
58003.		XXX								
58998.	Summary of remaining write-ins for Line 58 from overflow page	XXX	0	0	0	0	0	0	0	0
58999.	Totals (Lines 58001 through 58003 plus 58998)(Line 58 above)	XXX	0	0	0	0	0	0	0	0

(L) Licensed or Chartered - Licensed Insurance Carrier or Domiciled RRG; (R) Registered - Non-domiciled RRGs; (Q) Qualified - Qualified or Accredited Reinsurer; (E) Eligible - Reporting Entities eligible or approved to write Surplus Lines in the state; (N) None of the above - Not allowed to write business in the state.  
(a) Insert the number of L responses except for Canada and Other Alien.  
Premiums allocated by state based upon Geographic Market.

SCHEDULE Y – INFORMATION CONCERNING ACTIVITIES OF INSURER MEMBERS OF A HOLDING COMPANY GROUP

PART 1 – ORGANIZATIONAL CHART



Continued on Next Page

SCHEDULE Y – INFORMATION CONCERNING ACTIVITIES OF INSURER MEMBERS OF A HOLDING COMPANY GROUP

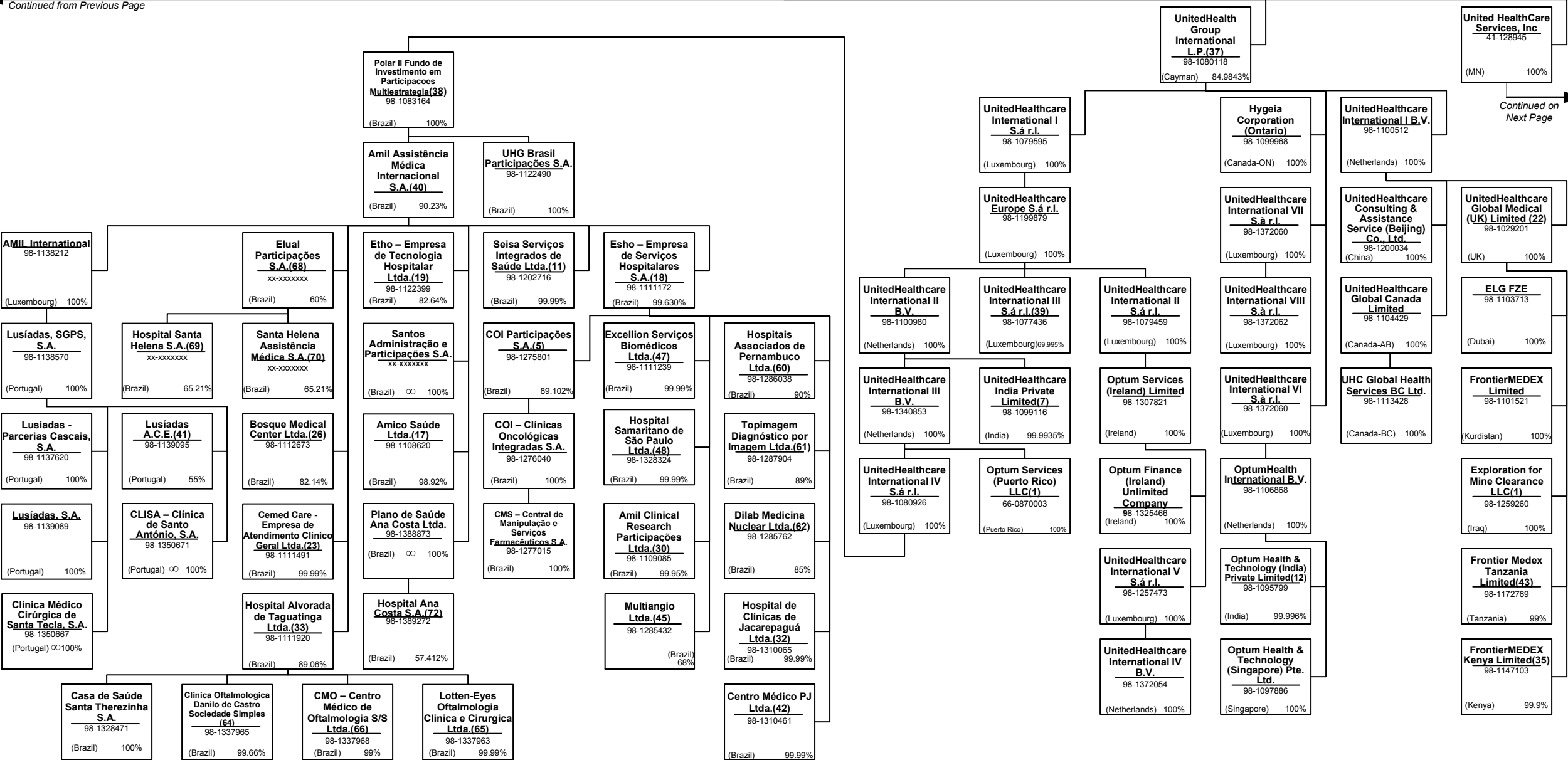
PART 1 – ORGANIZATIONAL CHART



Continued from Previous Page

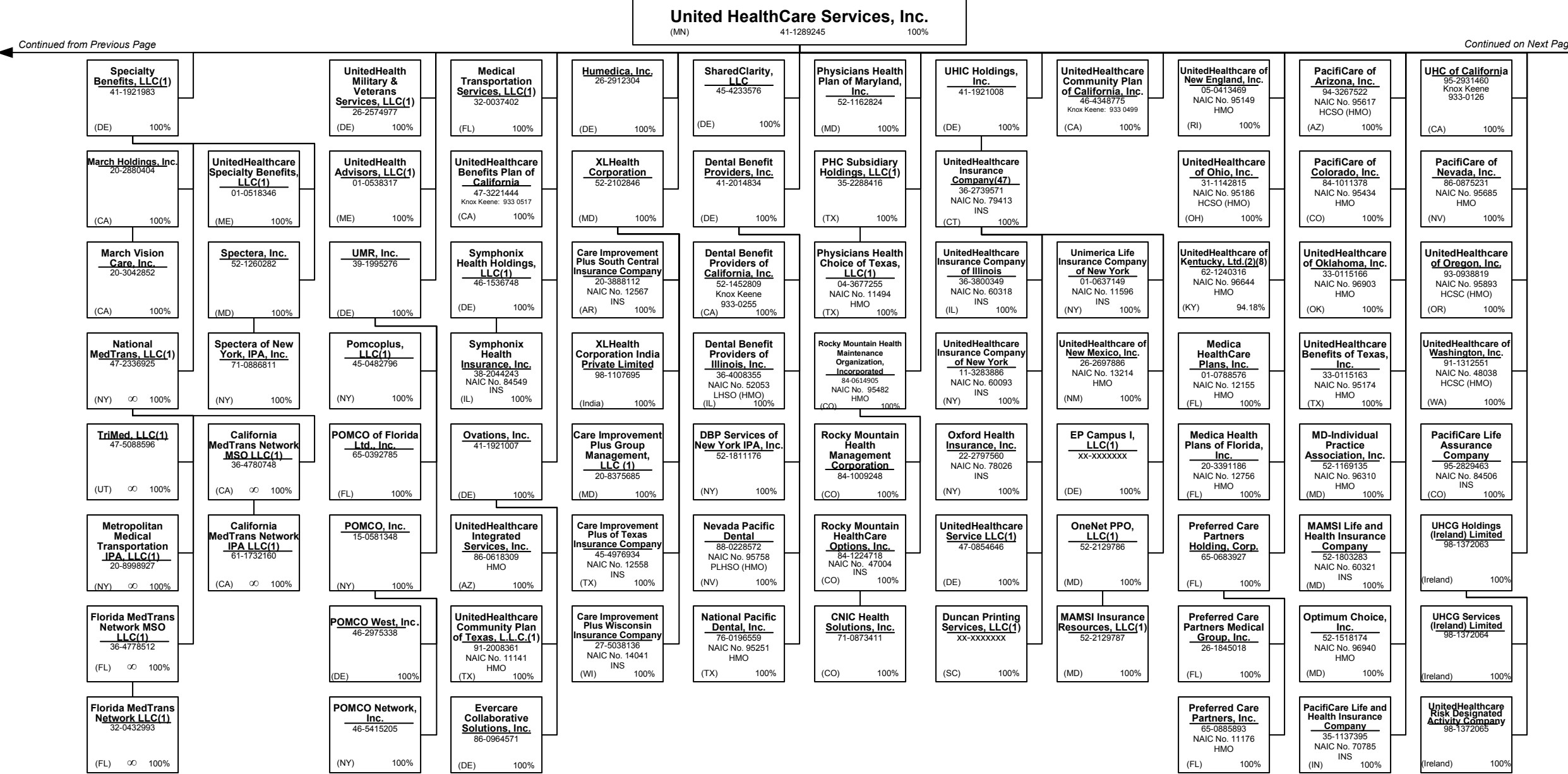
Continued on Next Page

15.1



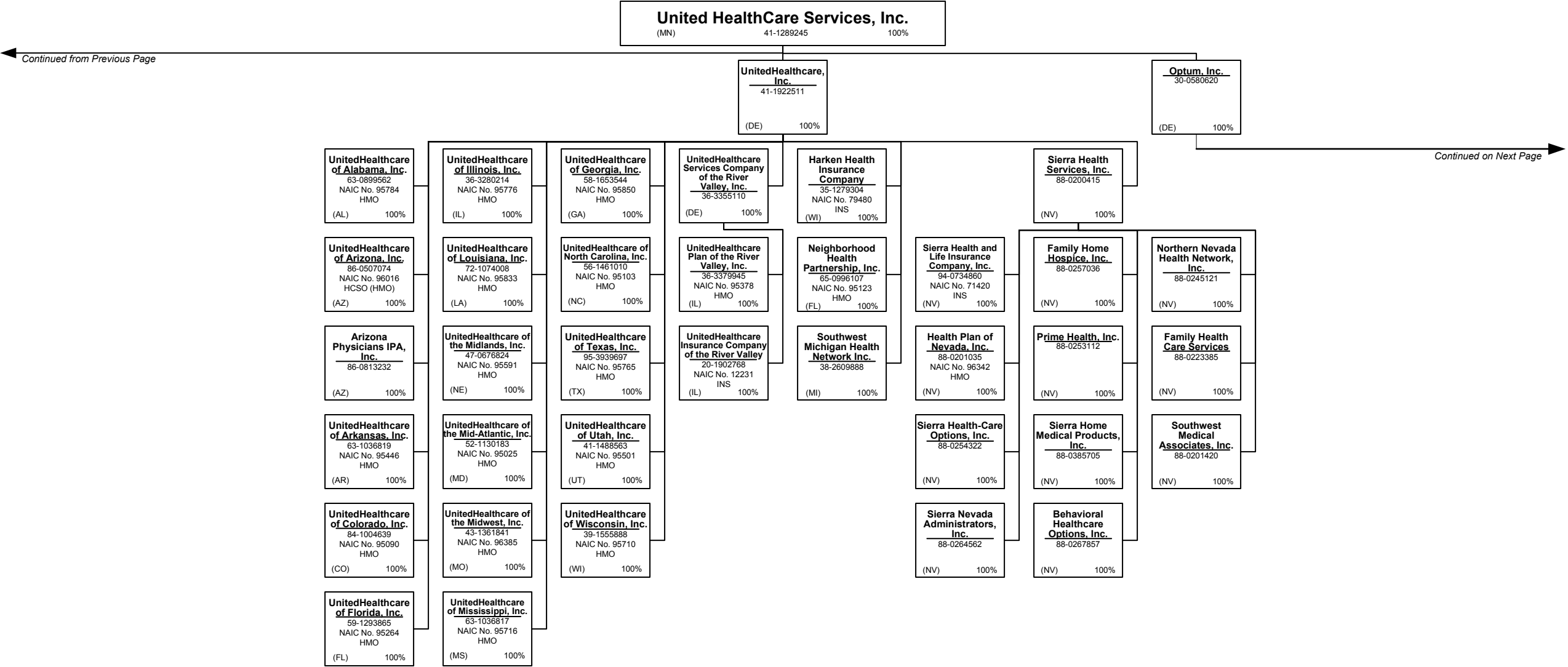
SCHEDULE Y – INFORMATION CONCERNING ACTIVITIES OF INSURER MEMBERS OF A HOLDING COMPANY GROUP

PART 1 – ORGANIZATIONAL CHART



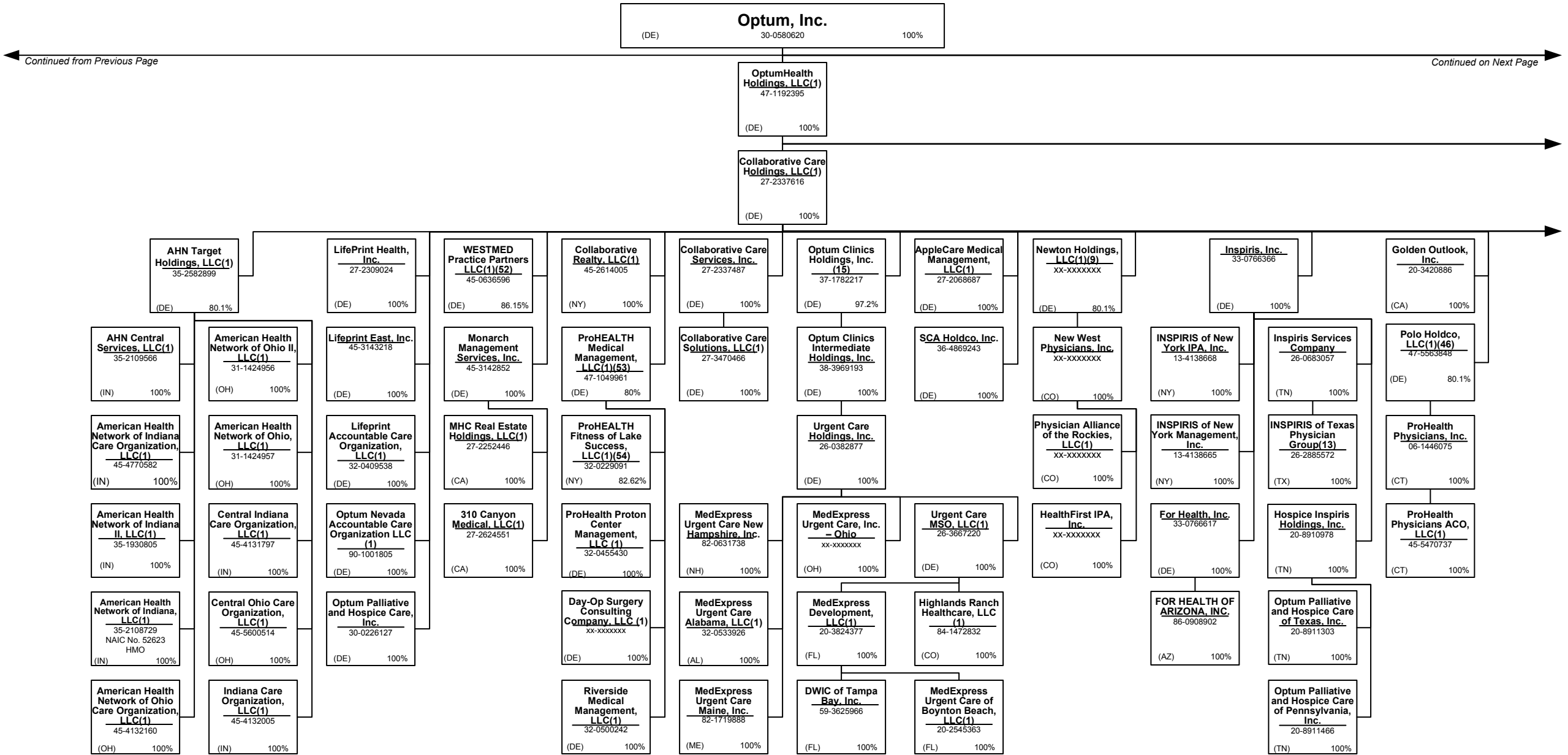
SCHEDULE Y – INFORMATION CONCERNING ACTIVITIES OF INSURER MEMBERS OF A HOLDING COMPANY GROUP

PART 1 – ORGANIZATIONAL CHART

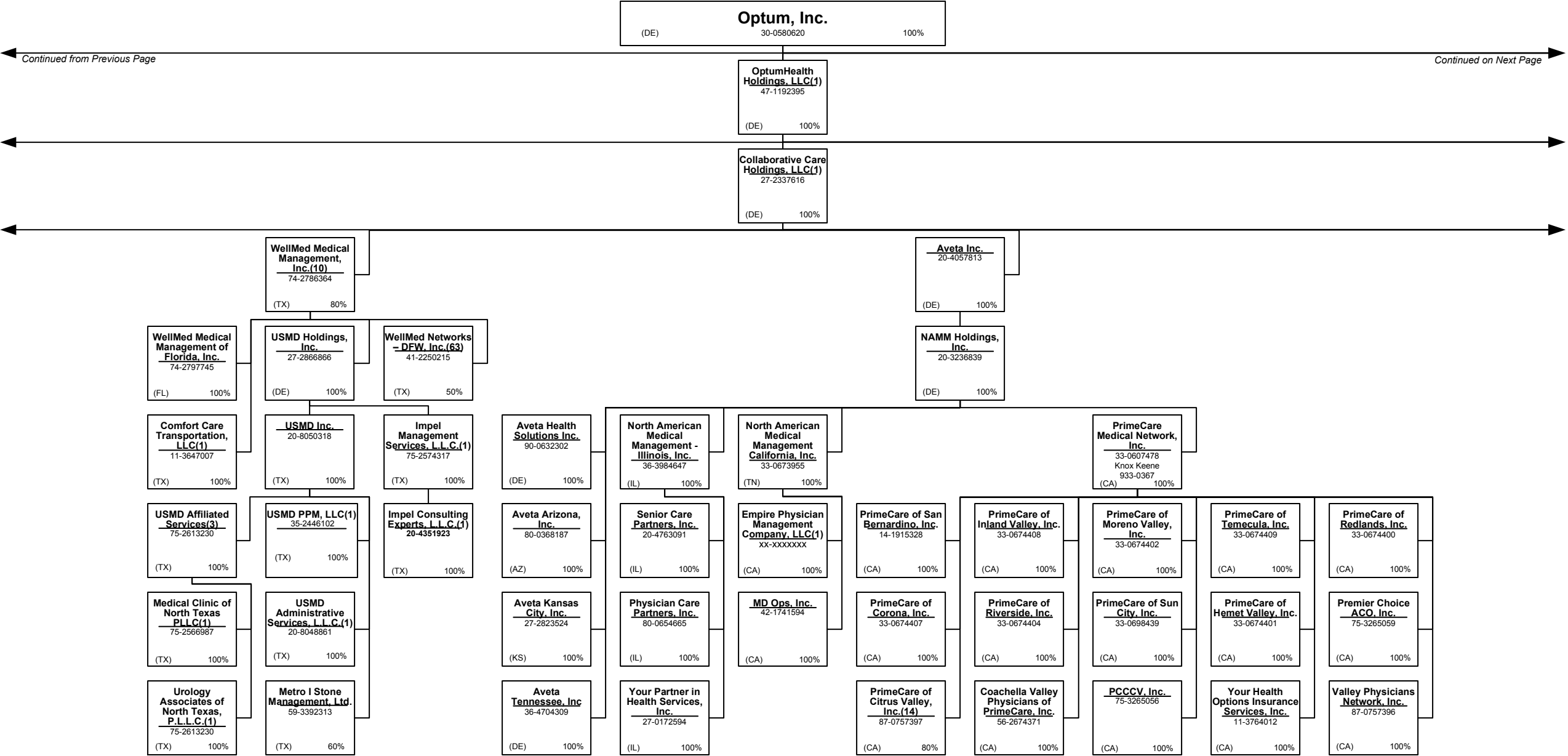


SCHEDULE Y – INFORMATION CONCERNING ACTIVITIES OF INSURER MEMBERS OF A HOLDING COMPANY GROUP

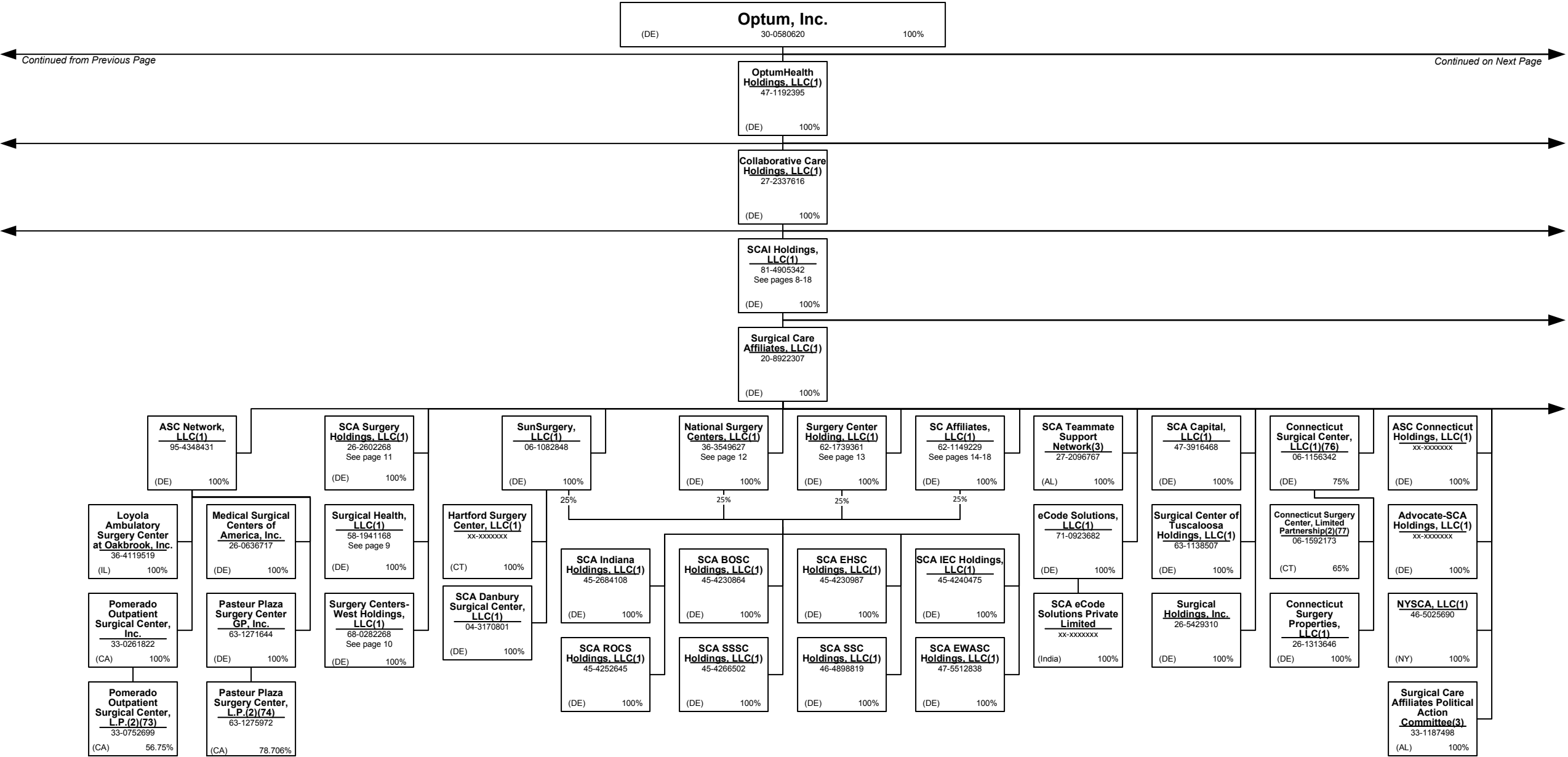
PART 1 – ORGANIZATIONAL CHART



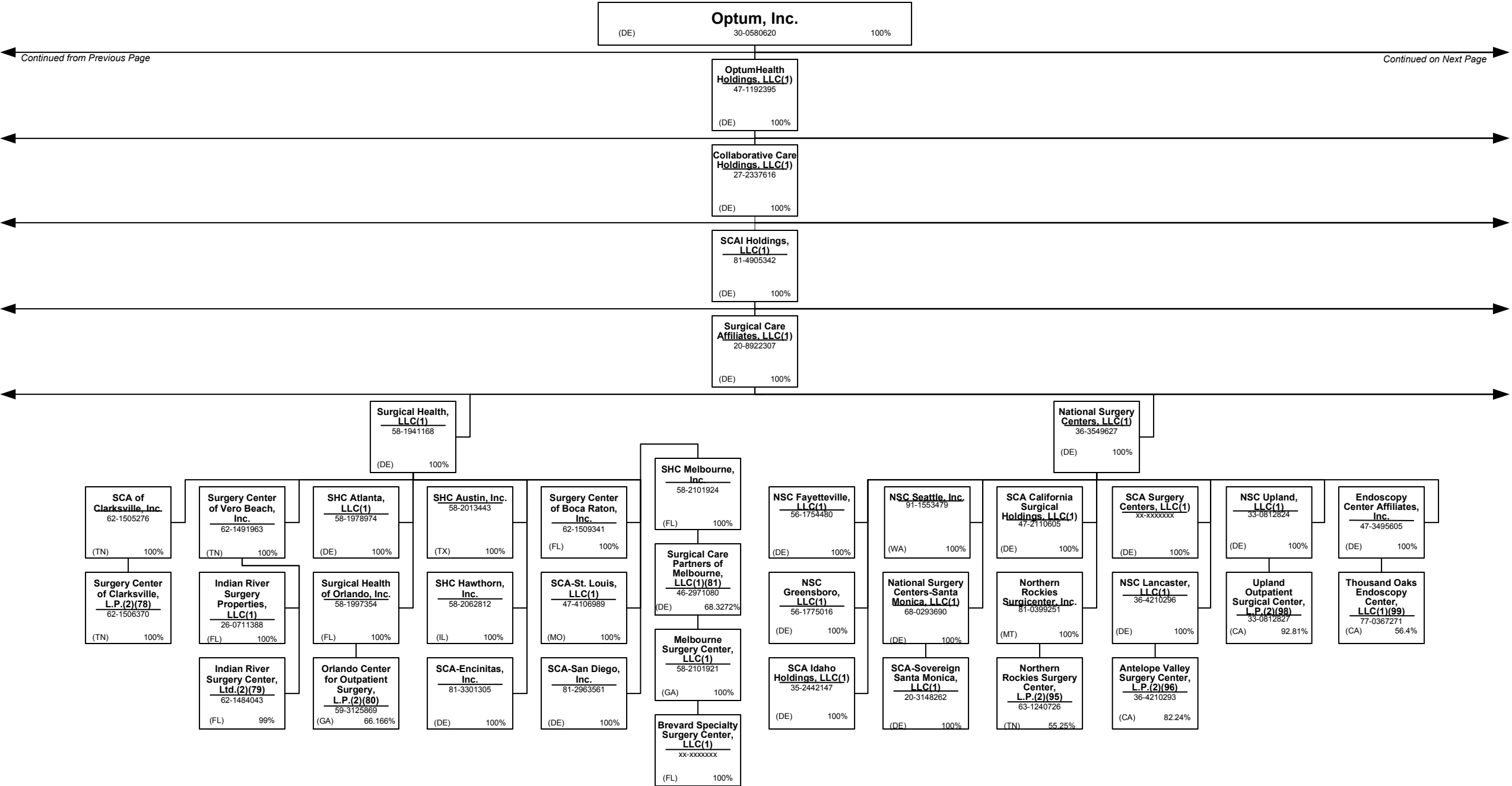
SCHEDULE Y – INFORMATION CONCERNING ACTIVITIES OF INSURER MEMBERS OF A HOLDING COMPANY GROUP  
PART 1 – ORGANIZATIONAL CHART



SCHEDULE Y – INFORMATION CONCERNING ACTIVITIES OF INSURER MEMBERS OF A HOLDING COMPANY GROUP  
PART 1 – ORGANIZATIONAL CHART



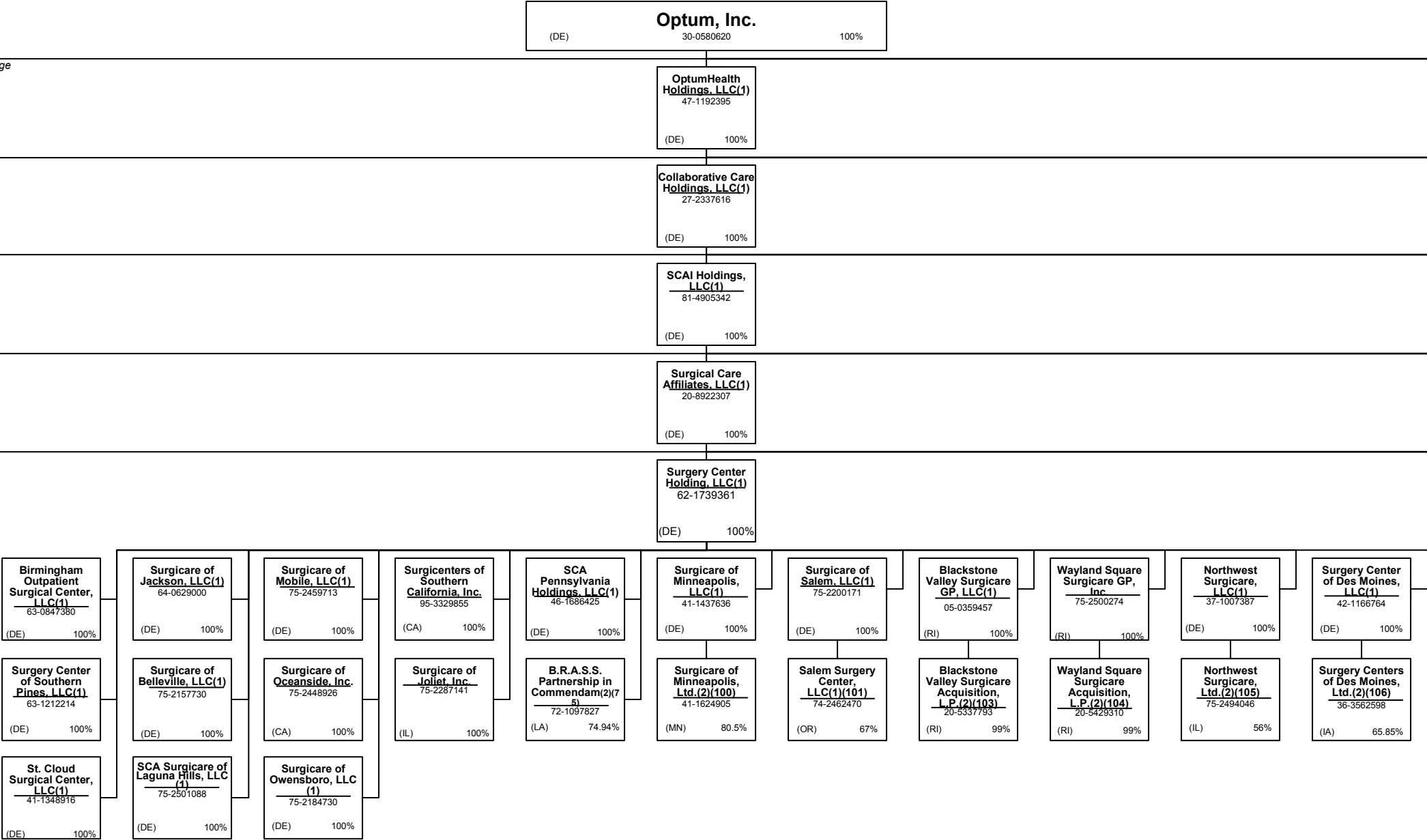
SCHEDULE Y – INFORMATION CONCERNING ACTIVITIES OF INSURER MEMBERS OF A HOLDING COMPANY GROUP  
PART 1 – ORGANIZATIONAL CHART




**SCHEDULE Y – INFORMATION CONCERNING ACTIVITIES OF INSURER MEMBERS OF A HOLDING COMPANY GROUP**  
**PART 1 – ORGANIZATIONAL CHART**



SCHEDULE Y – INFORMATION CONCERNING ACTIVITIES OF INSURER MEMBERS OF A HOLDING COMPANY GROUP  
PART 1 – ORGANIZATIONAL CHART

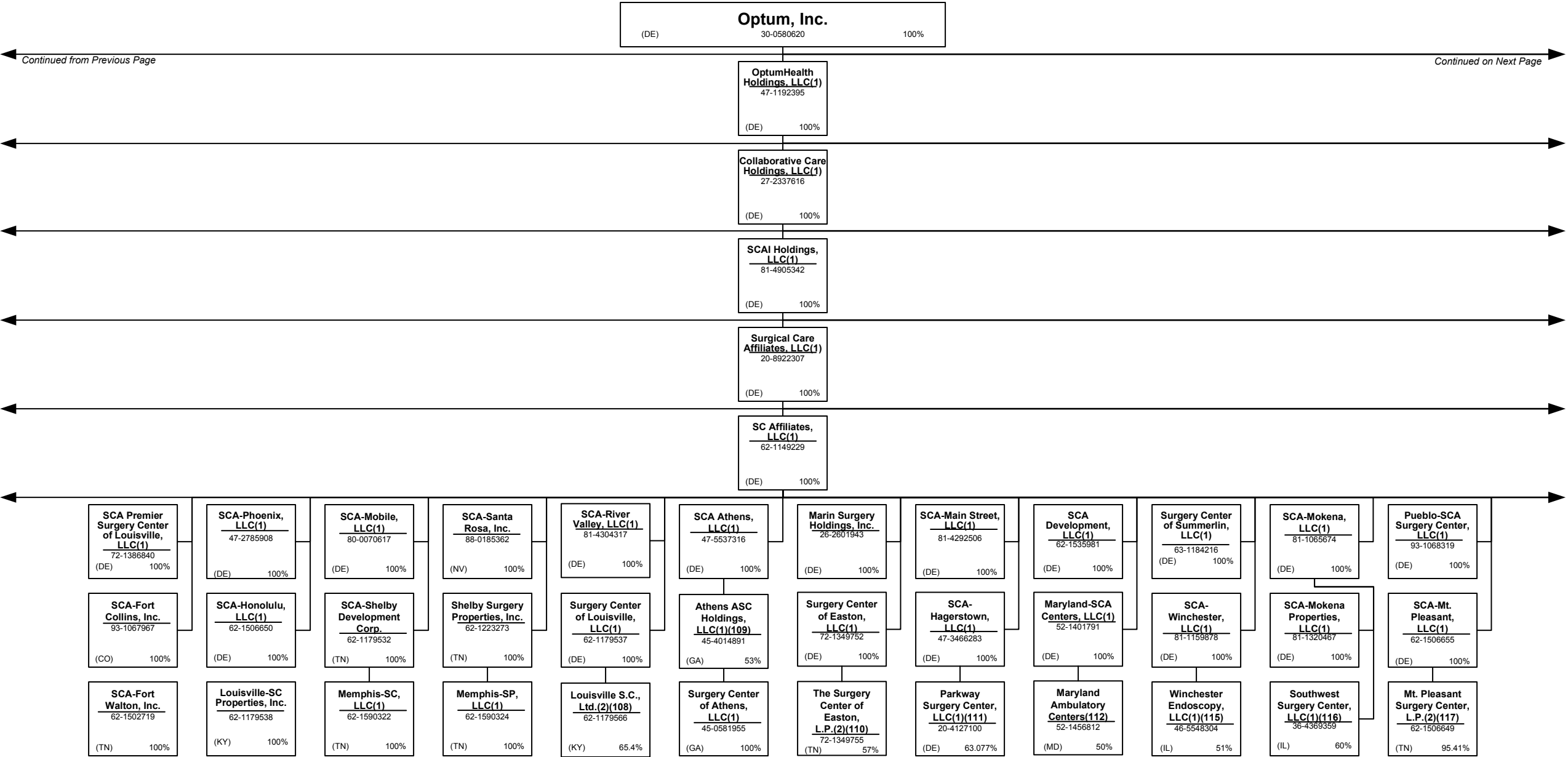


SCHEDULE Y – INFORMATION CONCERNING ACTIVITIES OF INSURER MEMBERS OF A HOLDING COMPANY GROUP  
PART 1 – ORGANIZATIONAL CHART

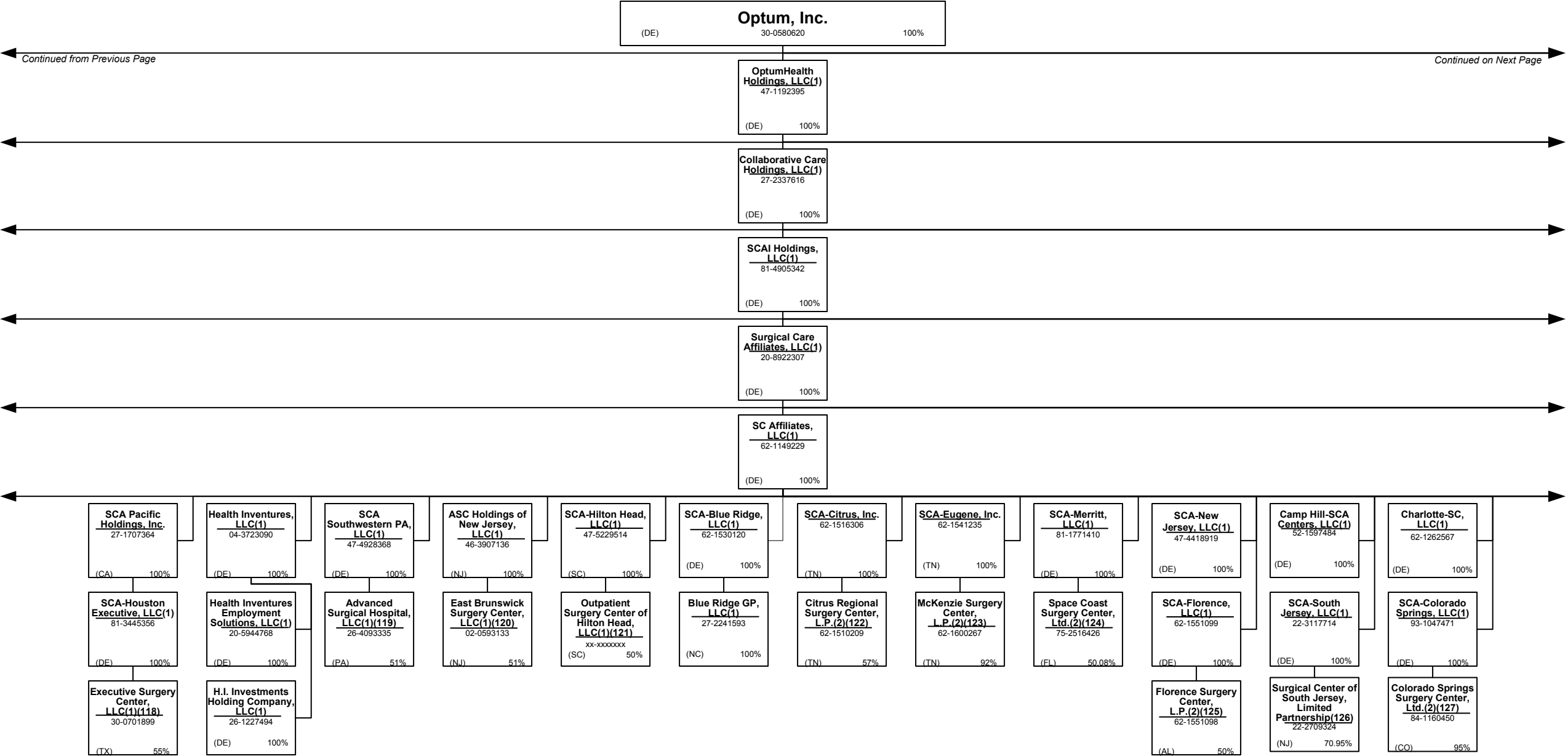


SCHEDULE Y – INFORMATION CONCERNING ACTIVITIES OF INSURER MEMBERS OF A HOLDING COMPANY GROUP

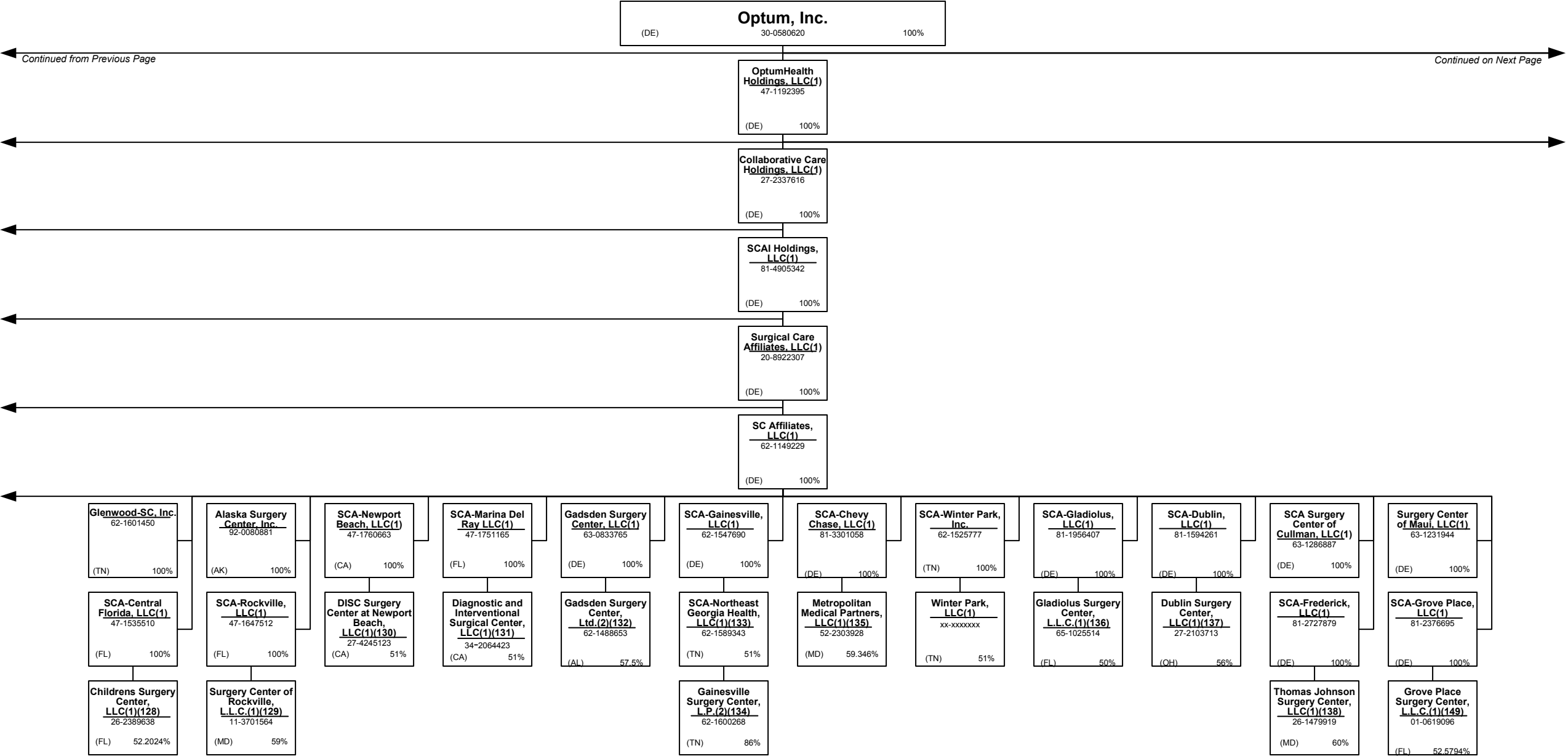
PART 1 – ORGANIZATIONAL CHART



SCHEDULE Y – INFORMATION CONCERNING ACTIVITIES OF INSURER MEMBERS OF A HOLDING COMPANY GROUP  
PART 1 – ORGANIZATIONAL CHART

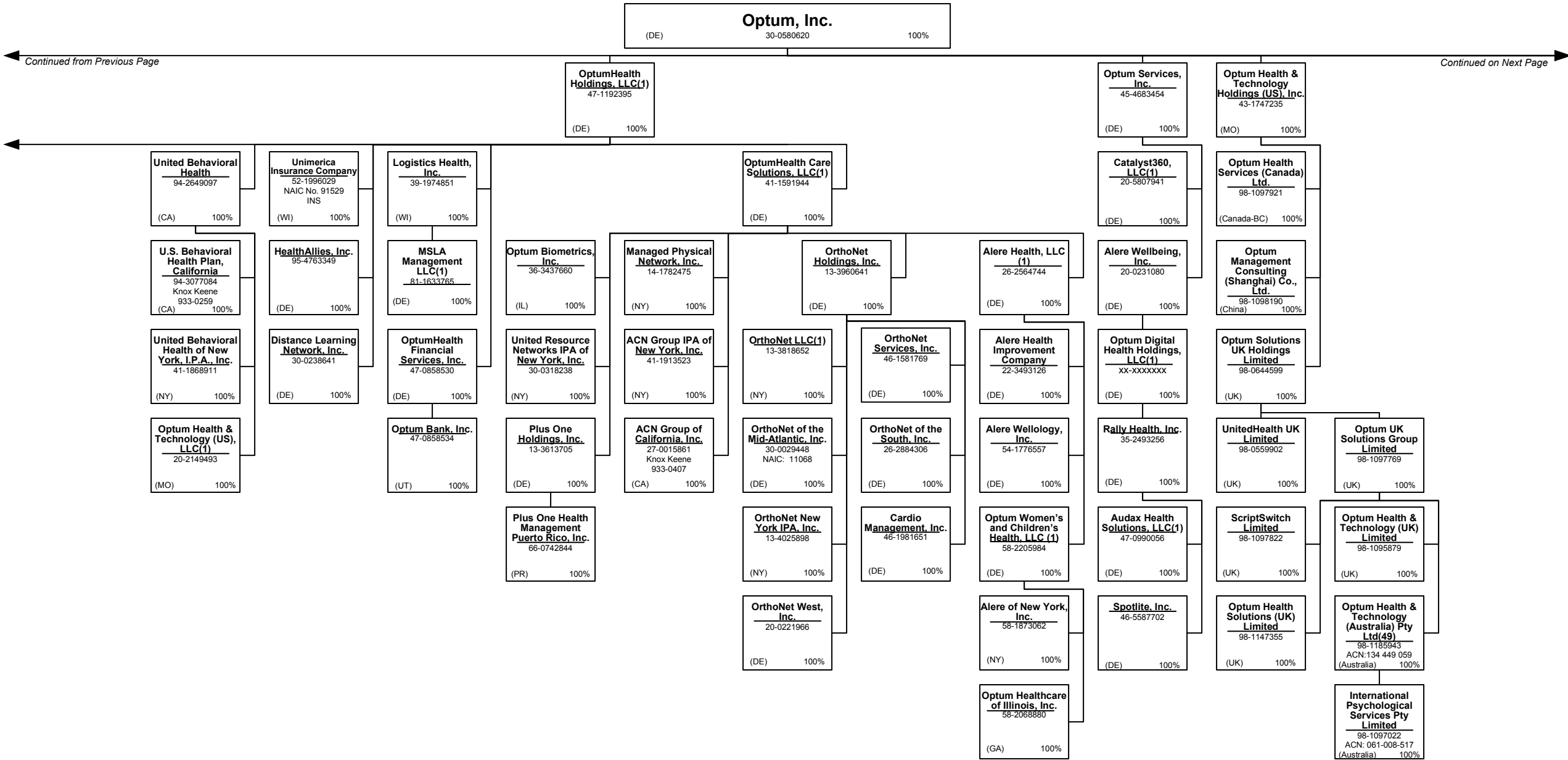


SCHEDULE Y – INFORMATION CONCERNING ACTIVITIES OF INSURER MEMBERS OF A HOLDING COMPANY GROUP  
PART 1 – ORGANIZATIONAL CHART

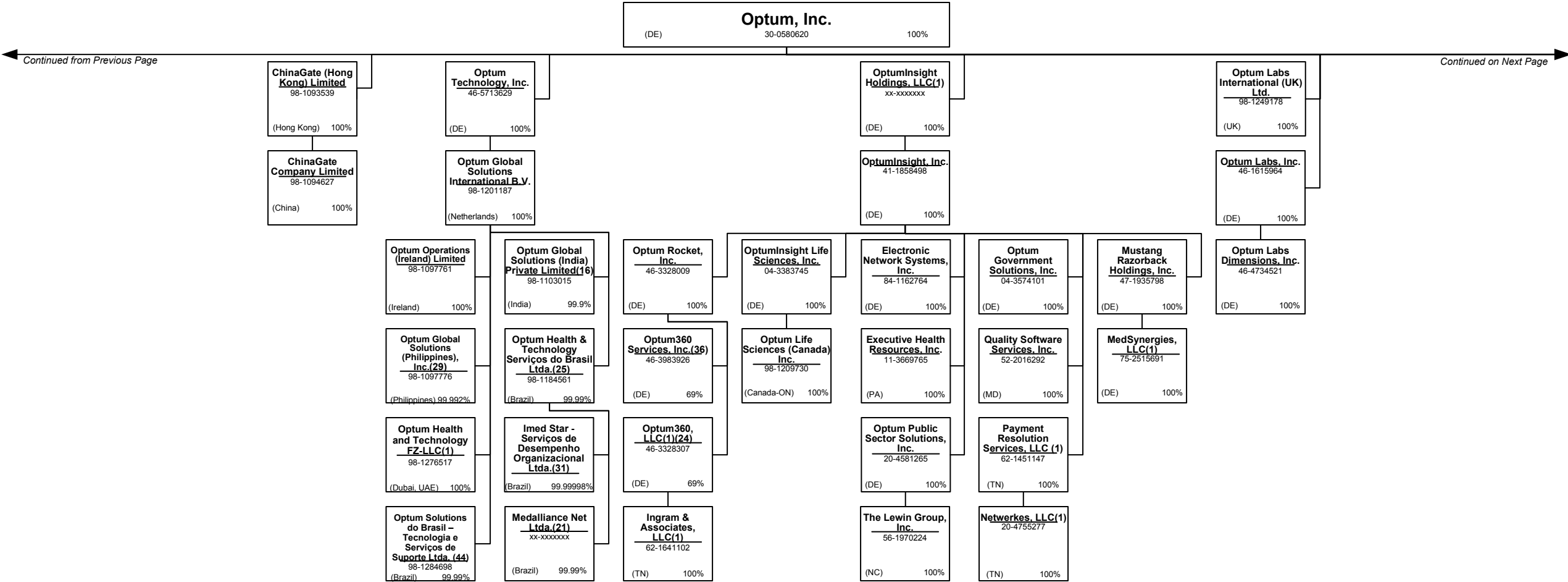


SCHEDULE Y – INFORMATION CONCERNING ACTIVITIES OF INSURER MEMBERS OF A HOLDING COMPANY GROUP

PART 1 – ORGANIZATIONAL CHART

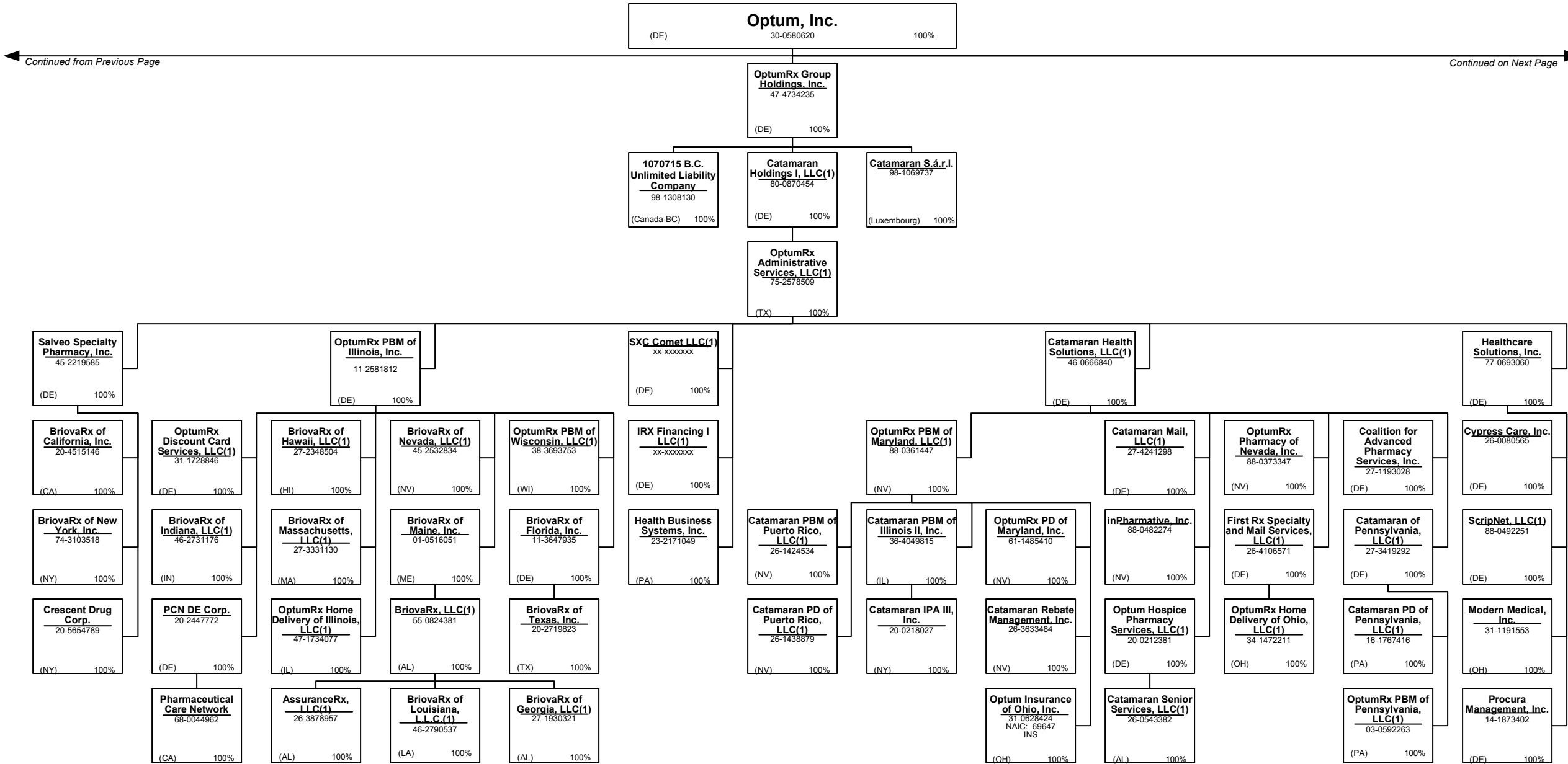


SCHEDULE Y – INFORMATION CONCERNING ACTIVITIES OF INSURER MEMBERS OF A HOLDING COMPANY GROUP  
PART 1 – ORGANIZATIONAL CHART



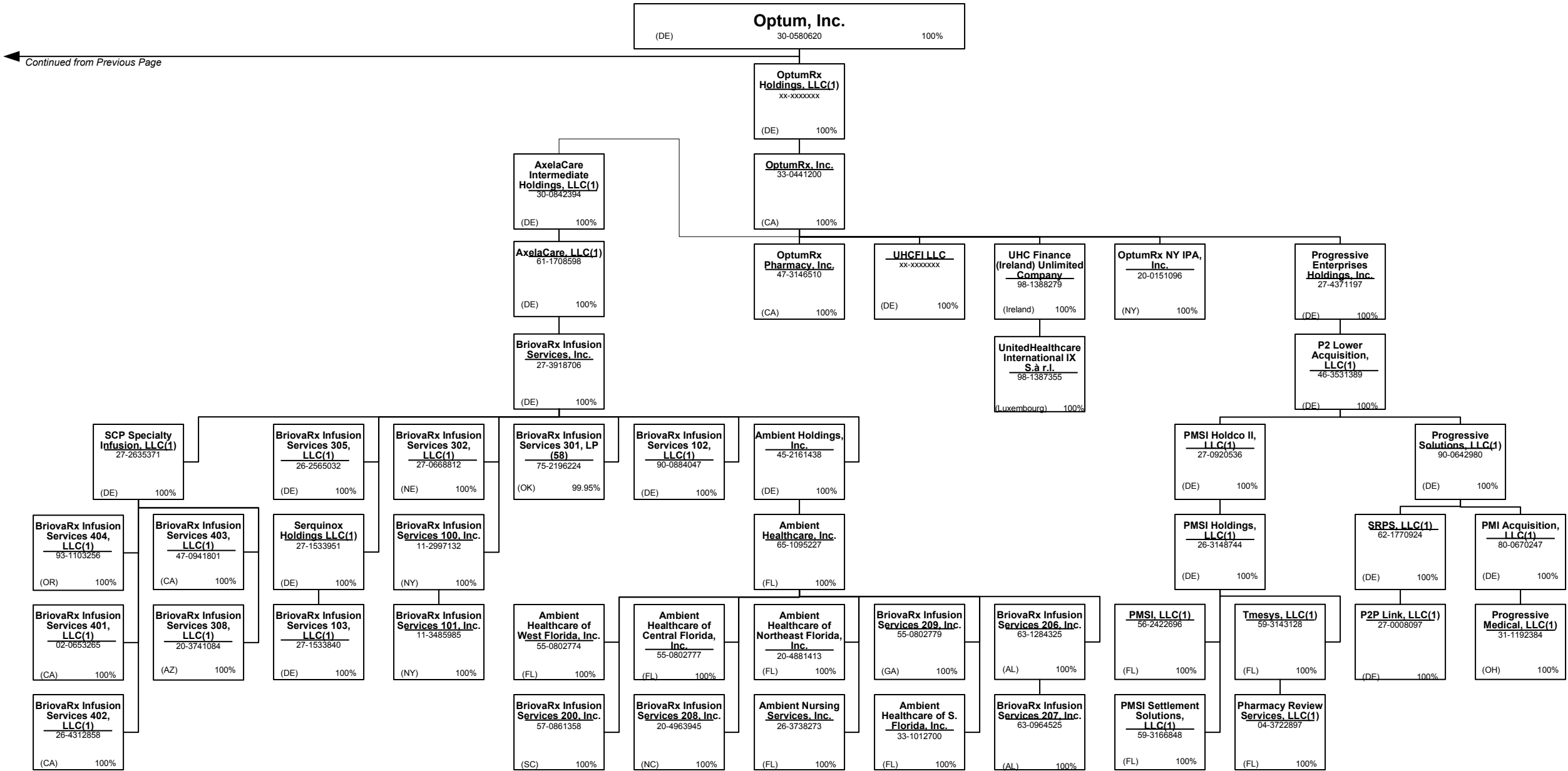
SCHEDULE Y – INFORMATION CONCERNING ACTIVITIES OF INSURER MEMBERS OF A HOLDING COMPANY GROUP

PART 1 – ORGANIZATIONAL CHART



SCHEDULE Y – INFORMATION CONCERNING ACTIVITIES OF INSURER MEMBERS OF A HOLDING COMPANY GROUP

PART 1 – ORGANIZATIONAL CHART



SCHEDULE Y – INFORMATION CONCERNING ACTIVITIES OF INSURER MEMBERS OF A HOLDING COMPANY GROUP  
PART 1 – ORGANIZATIONAL CHART

Notes

All legal entities on the Organization Chart are Corporations unless otherwise indicated.

- (1) Entity is a Limited Liability Company
- (2) Entity is a Partnership
- (3) Entity is a Non-Profit Corporation
- (4) Control of the Foundation is based on sole membership, not the ownership of voting securities
- (5) COI Participações S.A. is 89.10289% owned by Esho – Empresa de Serviços Hospitalares S.A. and 10.8971% owned by COIPAR Participações S.A.
- (6) Health Net Services is a company duly incorporated under the laws of Bermuda and holds a Bermuda insurer license.
- (7) UnitedHealthcare India Private Limited is 99.9935% owned by UnitedHealthcare International II B.V. and 0.0065% owned by UnitedHealth International, Inc.
- (8) General partnership interests are held by United HealthCare Services, Inc. (89.77%) and by UnitedHealthcare, Inc. (10.23%). United HealthCare Services, Inc. also holds 100% of the limited partnership interests. When combining general and limited partner interests, United HealthCare Services, Inc. owns 94.18% and UnitedHealthcare, Inc. owns 5.83%.
- (9) Newton Holdings, LLC, is 80.1% owned by Collaborative Care Holdings, LLC and the remaining 19.9% is owned by outside shareholders.
- (10) WellMed Medical Management, Inc. is 80% owned by Collaborative Care Holdings, LLC and 20% owned by WMG Healthcare Partners, L.P.
- (11) Seisa Serviços Integrados de Saúde Ltda is 99.99% owned by Amil Assistência Médica Internacional S.A. and 0.000007% owned by Cemed Care – Empresa de Atendimento Clínico Geral Ltda.
- (12) Optum Health & Technology (India) Private Limited is 99.996% owned by OptumHealth International B.V. and 0.004 % owned by United Behavioral Health.
- (13) INSPIRIS of Texas Physician Group is a Texas non-profit (taxable) whose sole member is Inspiris Services Company.
- (14) PrimeCare of Citrus Valley, Inc. is 80% owned by PrimeCare Medical Network, Inc. and 20% owned by Citrus Valley Medical Associates, Inc.
- (15) Optum Clinics Holdings, Inc. is 97.2% owned by Collaborative Care Holdings, LLC and 2.8% is owned by external shareholders.
- (16) Optum Global Solutions (India) Private Limited is 99.9% owned by Optum Global Solutions International B.V. and 0.1% owned by UnitedHealth International, Inc.
- (17) Amico Saúde Ltda. is 98.927933% owned by Amil Assistência Médica Internacional S.A. and 1.072067% owned by Cemed Care – Empresa de Atendimento Clínico Geral Ltda.
- (18) Esho – Empresa de Serviços Hospitalares S.A. is 99.630% owned by Amil Assistência Médica Internacional S.A. and 0.370368% owned by Treasury Shares and .7409758% owned by external shareholders.
- (19) Etho – Empresa de Tecnologia Hospitalar Ltda. 82.642% owned by Amil Assistência Médica Internacional S.A. and 17.358% owned by an external shareholder.
- (20) Orthology, Inc. is 80% owned by UnitedHealth Group Ventures, LLC and 20% owned by external shareholders.
- (21) Medalliance Net Ltda. is owned 99.999985% by Optum Health & Technology Serviços do Brasil Ltda. and 0.000015% by UHG Brasil Participações S.A.
- (22) Branch offices in Iraq and Uganda.
- (23) Cemed Care Empresa de Atendimento Clínico Geral Ltda. Is 99.9999995% owned by Amil Assistência Médica Internacional S.A. and 0.000005% owned by Amico Saúde Ltda.
- (24) Optum 360, LLC is 69% owned by Optum Rocket, Inc; the remaining 31% is owned by external holders.

- (25) Optum Health & Technology Serviços do Brasil Ltda. is 99.9964% owned by Optum Global Solutions International B.V. and .0036% owned by OptumInsight, Inc.
- (26) Bosque Medical Center Ltda. is 82.14% owned by Amil Assistência Médica Internacional S.A. and 17.85306% owned by Esho – Empresa de Servicos Hospitalares S.A.
- (27) H&W Indemnity (SPC), Ltd. is an exempted segregated portfolio company organized under the laws of the Cayman Islands and holds a Cayman insurance license.
- (28) Real Appeal, Inc. is majority-owned by UHG or one of its affiliates and the remaining 2% is owned by Real Appeal Management.
- (29) Optum Global Solutions (Philippines), Inc. is 99.992% owned by Optum Global Solutions International B.V., and the remaining 0.008% is held by the company's directors.
- (30) Amil Clinical Research Participações Ltda. is 99.95% owned by Esho – Empresa de Serviços Hospitalares S.A. and 0.05% owned by Cemed Care – Empresa de Atendimento Clínico Geral Ltda.
- (31) Imed Star Serviços de Desempenho Organizacional Ltda. is 99.99998% owned by Optum Health & Technology Serviços do Brasil Ltda and 0.00002% owned by UHG Brasil Participações S.A.
- (32) Hospital de Clínicas de Jacarepaguá Ltda. is 99.999998% owned by Esho – Empresa de Serviços Hospitalares S.A. and 0.000002% is owned by Cemed Care – Empresa de Atendimento Clínico Geral Ltda.
- (33) Hospital Alvorada Taguatinga Ltda. is 89.06% owned by Amil Assistência Médica Internacional S.A., 10.94% by Bosque Medical Center Ltda.
- (34) TBD
- (35) FrontierMEDEX Kenya Limited is 99.9% owned by Frontier MEDEX Limited and 0.1% owned by UnitedHealthcare International I B.V.
- (36) Optum360 Services, Inc. is 69% owned by Optum Rocket, Inc. and 31% owned by two external interest holders.
- (37) The limited partners of UnitedHealth Group International, L.P. include FMG Holdings, LLC (14.8145%), Hygeia Corporation (DE) (0.2012%) and UnitedHealth Group Incorporated (84.9843%). UnitedHealth Group International GP is the general partner of UnitedHealth Group International, L.P.
- (38) Polar II Fundo de Investimento em Participações is a Brazilian private equity investment fund incorporated in the form of a closed-end condominium.
- (39) UnitedHealthcare International III S.á r.l. is 69.995% owned by UnitedHealthcare Europe S.á r.l. and 30.005% owned by UnitedHealthcare International II S.á r.l.
- (40) Amil Assistência Médica Internacional S.A. is 90.23% owned by Polar II Fundo de Investimento em Participações and the remaining 9.77% is owned by the former controlling shareholders of Amil Assistência Médica Internacional S.A.
- (41) Lusiadas A.C.E. is 55% owned by Lusiadas, SGPS, S.A., 10% owned by Lusiadas – Parcerias Cascais, S.A., 20% owned by Lusiadas, S.A., 5% owned by Clínica Médico Cirúrgica de Santa Tecla, S.A. and 10% owned by CLISA – Clínica de Santo António, S.A.
- (42) Centro Médico PJ Ltda. is 99.999948% owned by Esho – Empresa de Serviços Hospitalares S.A. and 0.0000052% is owned by Cemed Care – Empresa de Atendimento Clínico Geral Ltda.
- (43) Frontier Medex Tanzania Limited is 99% owned by Frontier MEDEX Limited. The remaining 1% is owned by a former officer of Frontier MEDEX Limited and is being transferred to UnitedHealthcare International I BV.
- (44) Optum Solutions do Brasil – Tecnologia e Serviços de Suporte Ltda., is 99.999998% owned by Optum Global Solutions International B.V. and 0.00002% owned by OptumInsight, Inc.

- (45) Multiangio Ltda. is 68% owned by Esho – Empresa de Serviços Hospitalares S.A. and the remaining 32% is owned by external shareholders.
- (46) Polo Holdco, LLC is 80.1% owned by Collaborative Care Holdings, LLC and the remaining 19.9% being owned by an outside third party.
- (47) Excellion Serviços Biomédicos Ltda is 99.999997% owned by Esho – Empresa de Serviços Hospitalares S.A. and .000003% is owned by Cemed Care - Empresa de Atendimento Clínico Geral Ltda.
- (48) Hospital Samaritano de São Paulo Ltda. is 99.9999998% owned by Esho – Empresa de Serviços Hospitalares S.A. and the remaining 0.0000002% is owned by Hospital Alvorada Taguatinga Ltda.
- (49) Branch office located in Hong Kong.
- (50) TBD
- (51) TBD
- (52) WESTMED Practice Partners LLC is 86.15% owned by Collaborative Care Holdings, LLC and 13.85% owned by external shareholders.
- (53) ProHEALTH Medical Management, LLC is 80% owned by Collaborative Care Holdings, LLC and 20% owned by an external shareholder.
- (54) ProHEALTH Fitness of Lake Success, LLC is 82.62% owned by ProHEALTH Medical Management, LLC and 17.38% by an external shareholder.
- (55) TBD
- (56) TBD
- (57) TBD
- (58) BriovaRx Infusion Services 301, LP is 99.95% owned by AxelaCare Holdings, Inc. with the remaining 0.05% interest as a limited partner being held by BriovaRx Infusion Services 305, LLC.
- (59) TBD
- (60) Hospitais Associados de Pernambuco Ltda. is 90% owned by Esho – Empresa de Serviços Hospitalares S.A. and 10% is owned by an external shareholder.
- (61) Topimagem Diagnóstico por Imagem Ltda. is 89% owned by Esho – Empresa de Serviços Hospitalares S.A., and the remaining 11% interest is owned by external shareholders.
- (62) Dilab – Medicina Nuclear Ltda is 85% owned by Esho – Empresa de Serviços Hospitalares S.A. and the remaining 15% is owned by external shareholders.
- (63) WellMed Networks – DFW, Inc. is 50% owned by WellMed Networks, Inc. and 50% owned by USMD Inc. WellMed Medical Management, Inc. controls 100% of WellMed Networks - DFW.
- (64) Clínica Oftalmologica Danilo de Castro Sociedade Simples is 99.66% owned by Hospital Alvorada de Taguatinga Ltda. and the remaining 0.333333% is owned by Lotten-Eyes Oftalmologia Clinica e Cirurgica Ltda.
- (65) Lotten-Eyes Oftalmologia Clinica e Cirurgica Ltda. is 99.99% owned by Hospital Alvorada de Taguatinga Ltda. and the remaining 0.000012% is owned by Esho – Empresa de Serviços Hospitalares S.A.
- (66) CMO – Centro Médico de Oftalmologia S/S Ltda. is 99% owned by Hospital Alvorada de Taguatinga Ltda. and the remaining 1% is owned by Lotten-Eyes Oftalmologia Clinica e Cirurgica Ltda.
- (67) TBD
- (68) Elual Participações S.A. is 60% owned by Amil Assistência Médica Internacional S.A. and 40% by Esho – Empresa de Serviços Hospitalares S.A.
- (69) Hospital Santa Helena S.A. is 65.21% owned by Elual Participações S.A. and 34.79% owned by Esho – Empresa de Serviços Hospitalares S.A.
- (70) Santa Helena Assistência Médica S.A. is 65.21% owned by Elual Participações S.A. and 34.79% owned by Amil Assistência Médica Internacional S.A.

SCHEDULE Y – INFORMATION CONCERNING ACTIVITIES OF INSURER MEMBERS OF A HOLDING COMPANY GROUP  
PART 1 – ORGANIZATIONAL CHART

Notes

All legal entities on the Organization Chart are Corporations unless otherwise indicated.

- (71) N/A
- (72) Hospital Ana Costa S.A. is 57.41% owned by Plano de Saúde Ana Costa Ltda., 13.012% by Hospital Alvorada Taguatinga Ltda. and the remaining 29.576% is owned by external shareholders.
- (73) Pomerado Outpatient Surgical Center, Inc. holds a 50.75% general partnership interest and 6% limited partnership interest in Pomerado Outpatient Surgical Center, L.P.
- (74) Pasteur Plaza Surgery Center GP, Inc. holds a 51% general partnership interest and a 27.706% limited partnership interest in Pasteur Plaza Surgery Center, L.P.
- (75) Surgery Center Holding, LLC holds a 51% general partnership interest and a 23.94% limited partnership interest in B.R.A.S.S. Partnership in Commendam
- (76) The remaining 25% membership interest is owned by Trinity Health-New England, Inc.
- (77) Connecticut Surgical Center, LLC holds a 51% general partnership interest and a 14% limited partnership interest in Connecticut Surgery Center, Limited Partnership.
- (78) SCA of Clarksville, Inc. holds a 51% general partnership interest and a 49% limited partnership interest in Surgery Center of Clarksville, L.P.
- (79) Surgery Center of Vero Beach, Inc. holds a 40% general partnership interest and a 59% limited partnership interest in Indian River Surgery Center, Ltd.
- (80) TBD
- (81) TBD
- (82) TBD
- (83) SCA Salt Lake Surgical Center, Inc. holds a 71.25% limited partnership interest and a 20% general partnership interest in Salt Lake Surgical Center, L.P.
- (84) Wauwatosa Outpatient Surgery Center, LLC holds a 51% limited partnership interest in Wauwatosa Surgery Center, Limited Partnership.
- (85) Surgery Centers-West Holdings, LLC holds a 71% limited partnership interest and a 1% general partnership interest in Golden Triangle Surgicenter, L.P.
- (86) TBD
- (87) TBD
- (88) Mississippi Surgery Holdings, LLC holds a 41% general partnership interest and a 59% limited partnership interest in Mississippi Surgical Center Limited Partnership.
- (89) TBD
- (90) TBD
- (91) TBD
- (92) TBD
- (93) TBD
- (94) TBD
- (95) Northern Rockies Surgicenter, Inc. holds a 51% general partnership interest and a 4.25% limited partnership interest in Northern Rockies Surgery Center, L.P.
- (96) NSC Lancaster, LLC holds a 81.24% limited partnership interest and a 1% general partnership interest in Antelope Valley Surgery Center, L.P.
- (97) NSC Sarasota, Inc. holds a 81.1% limited partnership interest and a 1.02% general partnership interest in Sarasota Endoscopy Center, L.P.
- (98) NSC Upland, LLC holds an 80% general partnership interest and a 12.81% limited partnership interest in Upland Outpatient Surgical Center, L.P.
- (99) TBD
- (100) Surgicare of Minneapolis, LLC holds a 50% general partnership interest and a 30.5% limited partnership interest in Surgicare of Minneapolis, Ltd., a MN Limited Partnership
- (101) TBD

- (102) Waco Outpatient Surgical Center, Inc. holds a 51% general partnership interest and a 48% limited partnership interest in Waco Surgical Center, Ltd.
- (103) Blackstone Valley Surgicare GP, LLC holds a 40% general partnership interest and a 59% limited partnership interest in Blackstone Valley Surgicare Acquisition, L.P.
- (104) Wayland Square Surgicare GP, Inc. holds a 40% general partnership interest and a 59% limited partnership interest in Wayland Square Surgicare Acquisition, L.P.
- (105) Northwest Surgicare, LLC holds a 51% general partnership interest and a 5% limited partnership interest in Northwest Surgicare, Ltd., an IL Limited Partnership
- (106) Surgery Center of Des Moines, LLC holds a 51% general partnership interest and a 14.85% limited partnership interest in Surgery Centers of Des Moines, Ltd., an IA Limited Partnership
- (107) TBD
- (108) Surgery Center of Louisville, LLC holds a 51% general partnership interest and a 14.4% limited partnership interest in Louisville S.C., Ltd.
- (109) TBD
- (110) Surgery Center of Easton, LLC holds a 57% general partnership interest in The Surgery Center of Easton, L.P.
- (111) TBD
- (112) TBD
- (113) The remaining 1% membership interest is owned by SCA Affiliates, LLC
- (114) TBD
- (115) TBD
- (116) TBD
- (117) SCA-Mt. Pleasant, LLC holds a 51% general partnership interest and a 44.41% limited partnership interest in Mt. Pleasant Surgery Center, L.P.
- (118) TBD
- (119) TBD
- (120) TBD
- (121) TBD
- (122) SCA-Citrus, Inc. holds a 52% general partnership interest and a 5% limited partnership interest in Citrus Regional Surgery Center, L.P.
- (123) SCA-Eugene, Inc. holds a 51% general partnership interest and a 41% limited partnership interest in McKenzie Surgery Center, L.P.
- (124) SCA-Merritt, LLC holds a 50.08% general partnership interest in Space Coast Surgery Center, Ltd.
- (125) SCA-Florence, LLC holds a 50% general partnership interest in Florence Surgery Center, L.P.
- (126) SCA-South Jersey, LLC holds a 51% general partnership interest and a 19.95% limited partnership interest in Surgical Center of South Jersey, Limited Partnership. SC Affiliates, LLC also holds a 0.73% limited partnership interest in Surgical Center of South Jersey, Limited Partnership.
- (127) SCA-Colorado Springs, LLC holds a 51% general partnership interest and a 44% limited partnership interest in Colorado Springs Surgery Center, Ltd.
- (128) TBD
- (129) TBD
- (130) TBD
- (131) TBD
- (132) TBD
- (133) Gadsden Surgery Center, LLC holds a 51% general partnership interest and a 6.5% limited partnership interest in Gadsden Surgery Center, Ltd.
- (134) TBD
- (135) SCA-Northeast Georgia Health, LLC holds a 51% general partnership interest and a 35% limited partnership interest in Gainesville Surgery Center, L.P.

- (136) TBD
- (137) TBD
- (138) TBD
- (139) TBD
- (140) TBD
- (141) SCA Stonegate Holdings, LLC holds a 52% general partnership interest in Stonegate Surgery Center, L.P.
- (142) TBD
- (143) TBD
- (144) Redlands Ambulatory Surgery Center holds a 51% general partnership interest and a 7.22% limited partnership interest in Inland Surgery Center, L.P. SC Affiliates also holds a 13.03% limited partnership interest in Inland Surgery Center, L.P.
- (145) Bakersfield-SC, LLC holds a 25% general partnership interest and a 71% limited partnership interest in Bakersfield Physicians Plaza Surgical Center, L.P.
- (146) Bakersfield Physicians Plaza Surgical Center, L.P. holds a 99% general partnership interest and Physicians Plaza Holdings, LLC holds a 1% limited partnership interest in Southwest Surgical Center of Bakersfield, L.P.
- (147) TBD
- (148) TBD
- (149) Muskogee Surgical Investors, LLC holds a 51% general partnership interest and a 17.5% limited partnership interest in Three Rivers Surgical Care, L.P.

**SCHEDULE Y**  
**PART 1A - DETAIL OF INSURANCE HOLDING COMPANY SYSTEM**

1	2	3	4	5	6	7	8	9	10	11	12	13	14	15	16
Group Code	Group Name	NAIC Company Code	ID Number	Federal RSSD	CIK	Name of Securities Exchange if Publicly Traded (U.S. or International)	Names of Parent, Subsidiaries Or Affiliates	Domi-ciliary Location	Relation-ship to Reporting Entity	Directly Controlled by (Name of Entity/Person)	Type of Control (Ownership, Board, Management, Attorney-in-Fact, Influence, Other)	If Control is Owner-ship Provide Percen-tage	Ultimate Controlling Entity(ies)/Person(s)	Is an SCA Filing Re-quired? (Y/N)	*
		.00000	98-1308130		0001363851		1070715 B.C. Unlimited Liability Company	.CAN	.NIA	OptumRx Group Holdings, Inc.	Ownership	100.000	UnitedHealth Group Incorporated		
		.00000	27-2624551				310 Canyon Medical, LLC	.CA	.NIA	Monarch Management Services, Inc.	Ownership	100.000	UnitedHealth Group Incorporated		
		.00000	41-1913523				ACN Group IPA of New York, Inc.	.NY	.NIA	OptumHealth Care Solutions, LLC	Ownership	100.000	UnitedHealth Group Incorporated		
		.00000	27-0015861				ACN Group of California, Inc.	.CA	.IA	OptumHealth Care Solutions, LLC	Ownership	100.000	UnitedHealth Group Incorporated		
		.00000	26-4093335				Advanced Surgical Hospital, LLC		.NIA	SCA Southwestern PA, LLC	Ownership	51.000	UnitedHealth Group Incorporated		.1
							Advocate Condell Ambulatory Surgery Center, LLC	.IL	.NIA	Advocate-SCA Partners, LLC	Ownership	81.645	UnitedHealth Group Incorporated		.1
		.00000	47-5337115				Advocate Sherman Ambulatory Surgery Center, LLC	.IL	.NIA	Advocate-SCA Partners, LLC	Ownership	100.000	UnitedHealth Group Incorporated		
		.00000					Advocate-SCA Holdings, LLC	.DE	.NIA	Surgical Care Affiliates, LLC	Ownership	100.000	UnitedHealth Group Incorporated		
		.00000	47-4012497				Advocate-SCA Partners, LLC	.DE	.NIA	SCA-Illinois, LLC	Ownership	51.000	UnitedHealth Group Incorporated		.1
		.00000	35-2109566				AHN Central Services, LLC	.IN	.NIA	AHN Target Holdings, LLC	Ownership	100.000	UnitedHealth Group Incorporated		
		.00000	35-2582899				AHN Target Holdings, LLC	.DE	.NIA	Collaborative Care Holdings, LLC	Ownership	80.100	UnitedHealth Group Incorporated		.1
		.00000	92-0080881				Alaska Surgery Center, Inc.	.AK	.NIA	SC Affiliates, LLC	Ownership	100.000	UnitedHealth Group Incorporated		
		.00000	22-3493126		0001461390		Alere Health Improvement Company	.DE	.NIA	Alere Health, LLC	Ownership	100.000	UnitedHealth Group Incorporated		
		.00000	26-2564744		0001460933		Alere Health, LLC	.DE	.NIA	OptumHealth Care Solutions, LLC	Ownership	100.000	UnitedHealth Group Incorporated		
		.00000	58-1873062		0001156286		Alere of New York, Inc.	.NY	.NIA	Optum Women's and Children's Health, LLC	Ownership	100.000	UnitedHealth Group Incorporated		
		.00000	20-0231080		0001355945		Alere Wellbeing, Inc.	.DE	.NIA	Optum Services, Inc.	Ownership	100.000	UnitedHealth Group Incorporated		
		.00000	54-1776557		0001460931		Alere Wellology, Inc.	.DE	.NIA	Alere Health, LLC	Ownership	100.000	UnitedHealth Group Incorporated		
.0707	UnitedHealth Group Incorporated	82406	35-1665915				All Savers Insurance Company	.IN	.IA	Golden Rule Financial Corporation	Ownership	100.000	UnitedHealth Group Incorporated		
							All Savers Life Insurance Company of California	.CA	.IA	Golden Rule Financial Corporation	Ownership	100.000	UnitedHealth Group Incorporated		
.0707	UnitedHealth Group Incorporated	73130	35-1744596				Alliance Surgical Center, LLC	.FL	.NIA	SCA-Alliance, LLC	Ownership	64.856	UnitedHealth Group Incorporated		.1
		.00000	27-1367127				Ambient Healthcare of Central Florida, Inc.	.FL	.NIA	Ambient Healthcare, Inc.	Ownership	100.000	UnitedHealth Group Incorporated		
		.00000	55-0802777				Ambient Healthcare of Northeast Florida, Inc.								
		.00000	20-4881413				Ambient Healthcare of S. Florida, Inc.	.FL	.NIA	Ambient Healthcare, Inc.	Ownership	100.000	UnitedHealth Group Incorporated		
		.00000	33-1012700				Ambient Healthcare of West Florida, Inc.	.FL	.NIA	Ambient Healthcare, Inc.	Ownership	100.000	UnitedHealth Group Incorporated		
		.00000	55-0802774				Ambient Healthcare, Inc.	.FL	.NIA	Ambient Holdings, Inc.	Ownership	100.000	UnitedHealth Group Incorporated		
		.00000	65-1095227				Ambient Holdings, Inc.	.DE	.NIA	BrioVaRx Infusion Services, Inc.	Ownership	100.000	UnitedHealth Group Incorporated		
		.00000	45-2161438				Ambient Nursing Services, Inc.	.FL	.NIA	Ambient Healthcare, Inc.	Ownership	100.000	UnitedHealth Group Incorporated		
		.00000	26-3738273				American Health Network of Indiana Care Organization, LLC	.IN	.NIA	AHN Target Holdings, LLC	Ownership	100.000	UnitedHealth Group Incorporated		
		.00000	45-4770582				American Health Network of Indiana II, LLC	.IN	.NIA	AHN Target Holdings, LLC	Ownership	100.000	UnitedHealth Group Incorporated		
.0707	UnitedHealth Group Incorporated	52623	35-2108729				American Health Network of Indiana, LLC	.IN	.IA	AHN Target Holdings, LLC	Ownership	100.000	UnitedHealth Group Incorporated		
							American Health Network of Ohio Care Organization, LLC	.OH	.NIA	AHN Target Holdings, LLC	Ownership	100.000	UnitedHealth Group Incorporated		
		.00000	45-4132160				American Health Network of Ohio II, LLC	.OH	.NIA	AHN Target Holdings, LLC	Ownership	100.000	UnitedHealth Group Incorporated		
		.00000	31-1424956				American Health Network of Ohio, LLC	.OH	.NIA	AHN Target Holdings, LLC	Ownership	100.000	UnitedHealth Group Incorporated		
		.00000	31-1424957				AmeriChoice Corporation	.DE	.UIP	UnitedHealth Group Incorporated	Ownership	100.000	UnitedHealth Group Incorporated		
		.00000	54-1743136		0001122263		AmeriChoice Health Services, Inc.	.DE	.NIA	AmeriChoice Corporation	Ownership	100.000	UnitedHealth Group Incorporated		
.0707	UnitedHealth Group Incorporated	95497	22-3368602				AmeriChoice of New Jersey, Inc.	.NJ	.IA	AmeriChoice Corporation	Ownership	100.000	UnitedHealth Group Incorporated		
							Amil Assistência Médica Internacional S.A.								
		.00000	98-1108620				Amico Saúde Ltda.	.BRA	.NIA	Cemed Care - Empresa de Atendimento Clínico Geral Ltda.	Ownership	98.928	UnitedHealth Group Incorporated		
		.00000	98-1108620				Amico Saúde Ltda.	.BRA	.NIA	Polar II Fundo de Investimento em Participações Multiestrategia	Ownership	1.072	UnitedHealth Group Incorporated		
		.00000			0001447698		Amil Assistência Médica Internacional S.A.	.BRA	.NIA	Esho - Empresa de Serviços Hospitalares S.A.	Ownership	90.230	UnitedHealth Group Incorporated		.2
		.00000	98-1109085				Amil Clinical Research Participações Ltda.	.BRA	.NIA	Cemed Care - Empresa de Atendimento Clínico Geral Ltda.	Ownership	99.950	UnitedHealth Group Incorporated		
		.00000	98-1109085				Amil Clinical Research Participações Ltda.	.BRA	.NIA	Amil Assistência Médica Internacional S.A.	Ownership	0.050	UnitedHealth Group Incorporated		
		.00000	98-1138212				AMIL International	.LUX	.NIA		Ownership	100.000	UnitedHealth Group Incorporated		

**SCHEDULE Y**  
**PART 1A - DETAIL OF INSURANCE HOLDING COMPANY SYSTEM**

1	2	3	4	5	6	7	8	9	10	11	12	13	14	15	16
Group Code	Group Name	NAIC Company Code	ID Number	Federal RSSD	CIK	Name of Securities Exchange if Publicly Traded (U.S. or International)	Names of Parent, Subsidiaries Or Affiliates	Domi-ciliary Location	Relation-ship to Reporting Entity	Directly Controlled by (Name of Entity/Person)	Type of Control (Ownership, Board, Management, Attorney-in-Fact, Influence, Other)	If Control is Owner-ship Provide Percen-tage	Ultimate Controlling Entity(ies)/Person(s)	Is an SCA Filing Re-quired? (Y/N)	*
		.00000	36-4210293				Antelope Valley Surgery Center, L.P. ....	..CA	..NIA	NSC Lancaster, LLC	Ownership.....	81.240	UnitedHealth Group Incorporated		3
		.00000	27-2068687				AppleCare Medical Management, LLC .....	..DE	..NIA	Collaborative Care Holdings, LLC	Ownership.....	100.000	UnitedHealth Group Incorporated		
		.00000	46-2728964				Arise Healthcare System, LLC	..DE	..NIA	SCA Austin Medical Center Holdings, LLC ..	Ownership.....	52.800	UnitedHealth Group Incorporated		1
		.00000	86-0813232				Arizona Physicians IPA, Inc.	..AZ	..IA	UnitedHealthcare, Inc.	Ownership.....	100.000	UnitedHealth Group Incorporated		
		.00000					ASC Connecticut Holdings, LLC	..DE	..NIA	Surgical Care Affiliates, LLC	Ownership.....	100.000	UnitedHealth Group Incorporated		
		.00000	46-3907136				ASC Holdings of New Jersey, LLC	..NJ	..NIA	SC Affiliates, LLC	Ownership.....	100.000	UnitedHealth Group Incorporated		
		.00000	95-4348431				ASC Network, LLC	..DE	..NIA	Surgical Care Affiliates, LLC	Ownership.....	100.000	UnitedHealth Group Incorporated		
		.00000	90-0369702				ASI Global, LLC	..TX	..NIA	FrontierMEDEX, Inc.	Ownership.....	100.000	UnitedHealth Group Incorporated		
		.00000	26-3878957				AssuranceRx, LLC	..AL	..NIA	BriovaRx, LLC	Ownership.....	100.000	UnitedHealth Group Incorporated		
		.00000	45-4014891				Athens ASC Holdings, LLC	..GA	..NIA	SCA Athens, LLC	Ownership.....	53.000	UnitedHealth Group Incorporated		1
		.00000	47-0990056		0001529111		Audax Health Solutions, LLC	..DE	..NIA	Rally Health, Inc.	Ownership.....	100.000	UnitedHealth Group Incorporated		
		.00000	80-0368187				Aveta Arizona, Inc.	..AZ	..NIA	NAAM Holdings, Inc.	Ownership.....	100.000	UnitedHealth Group Incorporated		
		.00000	90-0632302				Aveta Health Solutions Inc.	..DE	..NIA	NAAM Holdings, Inc.	Ownership.....	100.000	UnitedHealth Group Incorporated		
		.00000	20-4057813		0001355487		Aveta Inc.	..DE	..NIA	Collaborative Care Holdings, LLC	Ownership.....	100.000	UnitedHealth Group Incorporated		
		.00000	27-2823524				Aveta Kansas City, Inc.	..KS	..NIA	NAAM Holdings, Inc.	Ownership.....	100.000	UnitedHealth Group Incorporated		
		.00000	36-4704309				Aveta Tennessee, Inc.	..DE	..NIA	NAAM Holdings, Inc.	Ownership.....	100.000	UnitedHealth Group Incorporated		
		.00000	30-0842394				AxelaCare Intermediate Holdings, LLC	..DE	..NIA	OptumRx, Inc.	Ownership.....	100.000	UnitedHealth Group Incorporated		
		.00000	61-1708598				AxelaCare, LLC	..DE	..NIA	AxelaCare Intermediate Holdings, LLC	Ownership.....	100.000	UnitedHealth Group Incorporated		
		.00000	72-1097827				B.R.A.S.S. Partnership in Commendam	..LA	..NIA	Surgery Center Holding, LLC	Ownership.....	74.940	UnitedHealth Group Incorporated		4
							Bakersfield Physicians Plaza Surgical Center, L.P.	..TN	..NIA	Bakersfield-SC, LLC	Ownership.....	96.000	UnitedHealth Group Incorporated		5
		.00000	62-1601443				Bakersfield-SC, LLC	..DE	..NIA	SC Affiliates, LLC	Ownership.....	100.000	UnitedHealth Group Incorporated		
		.00000	47-4504390				Beach Surgical Holdings III, LLC	..CA	..NIA	Surgicare of La Veta, Inc.	Ownership.....	68.860	UnitedHealth Group Incorporated		1
		.00000	88-0267857				Behavioral Healthcare Options, Inc.	..NV	..NIA	Sierra Health Services, Inc.	Ownership.....	100.000	UnitedHealth Group Incorporated		
		.00000	63-0847380				Birmingham Outpatient Surgical Center, LLC ..	..DE	..NIA	Surgery Center Holding, LLC	Ownership.....	100.000	UnitedHealth Group Incorporated		
							Blackstone Valley Surgicare Acquisition, L.P.								
		.00000	20-5337793					..RI	..NIA	Blackstone Valley Surgicare GP, LLC	Ownership.....	99.000	UnitedHealth Group Incorporated		6
		.00000	05-0359457				Blackstone Valley Surgicare GP, LLC	..RI	..NIA	Surgery Center Holding, LLC	Ownership.....	100.000	UnitedHealth Group Incorporated		
		.00000	27-2241593				Blue Ridge GP, LLC	..NC	..NIA	SCA-Blue Ridge, LLC	Ownership.....	100.000	UnitedHealth Group Incorporated		
										Anil Assistência Médica Internacional S.A.					
		.00000	98-1112673				Bosque Medical Center Ltda.	..BRA	..NIA		Ownership.....	82.147	UnitedHealth Group Incorporated		
										Esho – Empresa de Serviços Hospitalares S.A.					
		.00000	98-1112673				Bosque Medical Center Ltda.	..BRA	..NIA	S.A.	Ownership.....	17.853	UnitedHealth Group Incorporated		
		.00000					Brevard Specialty Surgery Center, LLC	..FL	..NIA	Melbourne Surgery Center, LLC	Ownership.....	100.000	UnitedHealth Group Incorporated		
		.00000	11-2997132				BriovaRx Infusion Services 100, Inc.	..NY	..NIA	BriovaRx Infusion Services, Inc.	Ownership.....	100.000	UnitedHealth Group Incorporated		
		.00000	11-3485985				BriovaRx Infusion Services 101, Inc.	..NY	..NIA	BriovaRx Infusion Services 100, Inc.	Ownership.....	100.000	UnitedHealth Group Incorporated		
		.00000	90-0884047				BriovaRx Infusion Services 102, LLC	..DE	..NIA	BriovaRx Infusion Services, Inc.	Ownership.....	100.000	UnitedHealth Group Incorporated		
		.00000	27-1533840				BriovaRx Infusion Services 103, LLC	..DE	..NIA	Serquinox Holdings LLC	Ownership.....	100.000	UnitedHealth Group Incorporated		
		.00000	57-0861358				BriovaRx Infusion Services 200, Inc.	..SC	..NIA	Ambient Healthcare, Inc.	Ownership.....	100.000	UnitedHealth Group Incorporated		
		.00000	63-1284325				BriovaRx Infusion Services 206, Inc.	..AL	..NIA	Ambient Healthcare, Inc.	Ownership.....	100.000	UnitedHealth Group Incorporated		
		.00000	63-0964525				BriovaRx Infusion Services 207, Inc.	..AL	..NIA	BriovaRx Infusion Services 206, Inc.	Ownership.....	100.000	UnitedHealth Group Incorporated		
		.00000	20-4963945				BriovaRx Infusion Services 208, Inc.	..NC	..NIA	Ambient Healthcare, Inc.	Ownership.....	100.000	UnitedHealth Group Incorporated		
		.00000	55-0802779				BriovaRx Infusion Services 209, Inc.	..GA	..NIA	Ambient Healthcare, Inc.	Ownership.....	100.000	UnitedHealth Group Incorporated		
		.00000	75-2196224				BriovaRx Infusion Services 301, LP	..OK	..NIA	BriovaRx Infusion Services, Inc.	Ownership.....	99.950	UnitedHealth Group Incorporated		
		.00000	75-2196224				BriovaRx Infusion Services 301, LP	..OK	..NIA	BriovaRx Infusion Services 305, LLC	Ownership.....	0.050	UnitedHealth Group Incorporated		
		.00000	27-0668812				BriovaRx Infusion Services 302, LLC	..NE	..NIA	BriovaRx Infusion Services, Inc.	Ownership.....	100.000	UnitedHealth Group Incorporated		
		.00000	26-2565032				BriovaRx Infusion Services 305, LLC	..DE	..NIA	BriovaRx Infusion Services, Inc.	Ownership.....	100.000	UnitedHealth Group Incorporated		
		.00000	20-3741084				BriovaRx Infusion Services 308, LLC	..AZ	..NIA	SCP Specialty Infusion, LLC	Ownership.....	100.000	UnitedHealth Group Incorporated		
		.00000	02-0653265				BriovaRx Infusion Services 401, LLC	..CA	..NIA	SCP Specialty Infusion, LLC	Ownership.....	100.000	UnitedHealth Group Incorporated		
		.00000	26-4312858				BriovaRx Infusion Services 402, LLC	..CA	..NIA	SCP Specialty Infusion, LLC	Ownership.....	100.000	UnitedHealth Group Incorporated		
		.00000	47-0941801				BriovaRx Infusion Services 403, LLC	..CA	..NIA	SCP Specialty Infusion, LLC	Ownership.....	100.000	UnitedHealth Group Incorporated		
		.00000	93-1103256				BriovaRx Infusion Services 404, LLC	..OR	..NIA	SCP Specialty Infusion, LLC	Ownership.....	100.000	UnitedHealth Group Incorporated		
		.00000	27-3918706		0001507772		BriovaRx Infusion Services, Inc.	..DE	..NIA	AxelaCare, LLC	Ownership.....	100.000	UnitedHealth Group Incorporated		
		.00000	20-4515146				BriovaRx of California, Inc.	..CA	..NIA	Salveo Specialty Pharmacy, Inc.	Ownership.....	100.000	UnitedHealth Group Incorporated		

**SCHEDULE Y**  
**PART 1A - DETAIL OF INSURANCE HOLDING COMPANY SYSTEM**

1	2	3	4	5	6	7	8	9	10	11	12	13	14	15	16
Group Code	Group Name	NAIC Company Code	ID Number	Federal RSSD	CIK	Name of Securities Exchange if Publicly Traded (U.S. or International)	Names of Parent, Subsidiaries Or Affiliates	Domi-ciliary Location	Relation-ship to Reporting Entity	Directly Controlled by (Name of Entity/Person)	Type of Control (Ownership, Board, Management, Attorney-in-Fact, Influence, Other)	If Control is Owner-ship Provide Percen-tage	Ultimate Controlling Entity(ies)/Person(s)	Is an SCA Filing Re-quired? (Y/N)	*
		.00000	11-3647935				BriovaRx of Florida, Inc.	.DE	NIA	OptumRx PBM of Illinois, Inc.	Ownership	100.000	UnitedHealth Group Incorporated		
		.00000	27-1930321				BriovaRx of Georgia, LLC	.GA	NIA	BriovaRx, LLC	Ownership	100.000	UnitedHealth Group Incorporated		
		.00000	27-2348504				BriovaRx of Hawaii, LLC	.HI	NIA	OptumRx PBM of Illinois, Inc.	Ownership	100.000	UnitedHealth Group Incorporated		
		.00000	46-2731176				BriovaRx of Indiana, LLC	.IN	NIA	OptumRx PBM of Illinois, Inc.	Ownership	100.000	UnitedHealth Group Incorporated		
		.00000	46-2790537				BriovaRx of Louisiana, L.L.C.	.LA	NIA	BriovaRx, LLC	Ownership	100.000	UnitedHealth Group Incorporated		
		.00000	01-0516051		0001601630		BriovaRx of Maine, Inc.	.ME	NIA	OptumRx PBM of Illinois, Inc.	Ownership	100.000	UnitedHealth Group Incorporated		
		.00000	27-3331130				BriovaRx of Massachusetts, LLC	.MA	NIA	OptumRx PBM of Illinois, Inc.	Ownership	100.000	UnitedHealth Group Incorporated		
		.00000	45-2532834				BriovaRx of Nevada, LLC	.NV	NIA	OptumRx PBM of Illinois, Inc.	Ownership	100.000	UnitedHealth Group Incorporated		
		.00000	74-3103518				BriovaRx of New York, Inc.	.NY	NIA	Salveo Specialty Pharmacy, Inc.	Ownership	100.000	UnitedHealth Group Incorporated		
		.00000	20-2719823				BriovaRx of Texas, Inc.	.TX	NIA	BriovaRx of Florida, Inc.	Ownership	100.000	UnitedHealth Group Incorporated		
		.00000	55-0824381		0001601629		BriovaRx, LLC	.AL	NIA	BriovaRx of Maine, Inc.	Ownership	100.000	UnitedHealth Group Incorporated		
		.00000	61-1732160				California MedTrans Network IPA LLC	.CA	NIA	California MedTrans Network MSO LLC	Ownership	100.000	UnitedHealth Group Incorporated		
		.00000	36-4780748				California MedTrans Network MSO LLC	.CA	NIA	National MedTrans, LLC	Ownership	100.000	UnitedHealth Group Incorporated		
		.00000	52-1597484				Camp Hill-SCA Centers, LLC	.DE	NIA	SC Affiliates, LLC	Ownership	100.000	UnitedHealth Group Incorporated		
		.00000	46-1981651				Cardio Management, Inc.	.DE	NIA	OrthoNet Holdings, Inc.	Ownership	100.000	UnitedHealth Group Incorporated		
		.00000	20-8375685				Care Improvement Plus Group Management, LLC	.MD	NIA	XLHealth Corporation	Ownership	100.000	UnitedHealth Group Incorporated		
.0707	UnitedHealth Group Incorporated	.12558	45-4976934				Care Improvement Plus of Texas Insurance Company	.TX	.IA	XLHealth Corporation	Ownership	100.000	UnitedHealth Group Incorporated		
.0707	UnitedHealth Group Incorporated	.12567	20-3888112				Care Improvement Plus South Central Insurance Company	.AR	.IA	XLHealth Corporation	Ownership	100.000	UnitedHealth Group Incorporated		
.0707	UnitedHealth Group Incorporated	.14041	27-5038136				Care Improvement Plus Wisconsin Insurance Company	.WI	.IA	XLHealth Corporation	Ownership	100.000	UnitedHealth Group Incorporated		
		.00000	98-1328471				Casa de Saúde Santa Therezinha S.A.	.BRA	NIA	Hospital Alvorada de Taguatinga Ltda.	Ownership	100.000	UnitedHealth Group Incorporated		
		.00000	20-5807941				Catalyst360, LLC	.DE	NIA	Optum Services, Inc.	Ownership	100.000	UnitedHealth Group Incorporated		
		.00000	46-0666840		0001600768		Catamaran Health Solutions, LLC	.DE	NIA	OptumRx Administrative Services, LLC	Ownership	100.000	UnitedHealth Group Incorporated		
		.00000	80-0870454		0001600637		Catamaran Holdings I, LLC	.DE	NIA	OptumRx Group Holdings, Inc.	Ownership	100.000	UnitedHealth Group Incorporated		
		.00000	20-0218027				Catamaran IPA III, Inc.	.NY	NIA	Catamaran PBM of Illinois II, Inc.	Ownership	100.000	UnitedHealth Group Incorporated		
		.00000	27-4241298				Catamaran Mail, LLC	.DE	NIA	Catamaran Health Solutions, LLC	Ownership	100.000	UnitedHealth Group Incorporated		
		.00000	27-3419292				Catamaran of Pennsylvania, LLC	.DE	NIA	Catamaran Health Solutions, LLC	Ownership	100.000	UnitedHealth Group Incorporated		
		.00000	36-4049815		0001600742		Catamaran PBM of Illinois II, Inc.	.IL	NIA	OptumRx PBM of Maryland, LLC	Ownership	100.000	UnitedHealth Group Incorporated		
		.00000	26-1424534				Catamaran PBM of Puerto Rico, LLC	.NV	NIA	OptumRx PBM of Maryland, LLC	Ownership	100.000	UnitedHealth Group Incorporated		
		.00000	16-1767416				Catamaran PD of Pennsylvania, LLC	.PA	NIA	Catamaran of Pennsylvania, LLC	Ownership	100.000	UnitedHealth Group Incorporated		
		.00000	26-1438879				Catamaran PD of Puerto Rico, LLC	.NV	NIA	OptumRx PBM of Maryland, LLC	Ownership	100.000	UnitedHealth Group Incorporated		
		.00000	26-3633484		0001601643		Catamaran Rebate Management, Inc.	.NV	NIA	OptumRx PBM of Maryland, LLC	Ownership	100.000	UnitedHealth Group Incorporated		
		.00000	98-1069737		0001600973		Catamaran S.á.r.l.	.LUX	NIA	OptumRx Group Holdings, Inc.	Ownership	100.000	UnitedHealth Group Incorporated		
		.00000	26-0543382				Catamaran Senior Services, LLC	.AL	NIA	Optum Hospice Pharmacy Services, LLC	Ownership	100.000	UnitedHealth Group Incorporated		
		.00000	27-2533497				Cedar Park Surgery Center, LLC	.TX	NIA	SCA Cedar Park Holdings, LLC	Ownership	55.550	UnitedHealth Group Incorporated		.1
		.00000	98-1111491				Cemed Care - Empresa de Atendimento Clínico Geral Ltda.	.BRA	NIA	Anil Assistência Médica Internacional S.A.	Ownership	100.000	UnitedHealth Group Incorporated		
		.00000	98-1111491				Cemed Care - Empresa de Atendimento Clínico Geral Ltda.	.BRA	NIA	Amico Saúde Ltda.	Ownership	.0.000	UnitedHealth Group Incorporated		
		.00000	45-4131797				Central Indiana Care Organization, LLC	.IN	NIA	AFN Target Holdings, LLC	Ownership	100.000	UnitedHealth Group Incorporated		
		.00000	45-5600514				Central Ohio Care Organization, LLC	.OH	NIA	AFN Target Holdings, LLC	Ownership	100.000	UnitedHealth Group Incorporated		
		.00000					CentriifyHealth, LLC	.DE	NIA	UnitedHealth Group Incorporated	Ownership	100.000	UnitedHealth Group Incorporated		
		.00000					CentriHealth Corporation	.CAN	NIA	CentriifyHealth, LLC	Ownership	100.000	UnitedHealth Group Incorporated		
		.00000					CentriHealth UK, Limited	.GBR	NIA	CentriifyHealth, LLC	Ownership	100.000	UnitedHealth Group Incorporated		
		.00000	98-1310461				Centro Médico PJ Ltda.	.BRA	NIA	Esho - Empresa de Serviços Hospitalares S.A.	Ownership	100.000	UnitedHealth Group Incorporated		
		.00000	98-1310461				Centro Médico PJ Ltda.	.BRA	NIA	Cemed Care - Empresa de Atendimento Clínico Geral Ltda.	Ownership	.0.000	UnitedHealth Group Incorporated		
		.00000	46-1454664				Channel Islands Surgicenter Properties, LLC	.CA	NIA	SCA Holding Company, Inc.	Ownership	62.743	UnitedHealth Group Incorporated		.1
		.00000	62-1262567				Charlotte-SC, LLC	.DE	NIA	SC Affiliates, LLC	Ownership	100.000	UnitedHealth Group Incorporated		
		.00000	26-2389638				Childrens Surgery Center, LLC	.FL	NIA	SCA-Central Florida, LLC	Ownership	52.202	UnitedHealth Group Incorporated		.1
		.00000	98-1093539				ChinaGate (Hong Kong) Limited	.HKG	NIA	Optum, Inc.	Ownership	100.000	UnitedHealth Group Incorporated		

SCHEDULE Y  
PART 1A - DETAIL OF INSURANCE HOLDING COMPANY SYSTEM

1	2	3	4	5	6	7	8	9	10	11	12	13	14	15	16
Group Code	Group Name	NAIC Company Code	ID Number	Federal RSSD	CIK	Name of Securities Exchange if Publicly Traded (U.S. or International)	Names of Parent, Subsidiaries Or Affiliates	Domi-ciliary Location	Relation-ship to Reporting Entity	Directly Controlled by (Name of Entity/Person)	Type of Control (Ownership, Board, Management, Attorney-in-Fact, Influence, Other)	If Control is Owner-ship Provide Percen-tage	Ultimate Controlling Entity(ies)/Person(s)	Is an SCA Filing Re-quired? (Y/N)	*
		.00000	98-1094627				ChinaGate Company Limited	.CHN	NIA	ChinaGate (Hong Kong) Limited	Ownership	100.000	UnitedHealth Group Incorporated		
		.00000	62-1510209				Citrus Regional Surgery Center, L.P.	.TN	NIA	SCA-Citrus, Inc.	Ownership	57.000	UnitedHealth Group Incorporated		.7
							Clínica Médico Cirúrgica de Santa Tecla, S.A.								
		.00000	98-1350667					.PRT	NIA	Lusiadas, SGPS, S.A.	Ownership	100.000	UnitedHealth Group Incorporated		
		.00000	98-1337965				Clinica Oftalmologica Danilo de Castro Sociedade Simples	.BRA	NIA	Hospital Alvorada de Taguatinga Ltda.	Ownership	99.667	UnitedHealth Group Incorporated		
		.00000	98-1337965				Clinica Oftalmologica Danilo de Castro Sociedade Simples	.BRA	NIA	Lotten-Eyes Oftalmologia Clinica e Cirurgica Ltda.	Ownership	0.333	UnitedHealth Group Incorporated		
		.00000	98-1350671				CLISA – Clínica de Santo Antônio, S.A.	.PRT	NIA	Lusiadas, SGPS, S.A.	Ownership	100.000	UnitedHealth Group Incorporated		
							CMO – Centro Médico de Oftalmologia S/S Ltda.								
		.00000	98-1337968					.BRA	NIA	Hospital Alvorada de Taguatinga Ltda.	Ownership	99.000	UnitedHealth Group Incorporated		
							CMO – Centro Médico de Oftalmologia S/S Ltda.								
		.00000	98-1337968					.BRA	NIA	Lotten-Eyes Oftalmologia Clinica e Cirurgica Ltda.	Ownership	1.000	UnitedHealth Group Incorporated		
		.00000	98-1277015				CMS – Central de Manipulação e Serviços Farmacêuticos S.A.	.BRA	NIA	COI – Clínicas Oncológicas Integradas S.A.	Ownership	100.000	UnitedHealth Group Incorporated		
		.00000	71-0873411				CNIC Health Solutions, Inc.	.CO	NIA	Rocky Mountain HealthCare Options, Inc.	Ownership	100.000	UnitedHealth Group Incorporated		
							Coachella Valley Physicians of PrimeCare, Inc.								
		.00000	56-2674371					.CA	NIA	PrimeCare Medical Network, Inc.	Ownership	100.000	UnitedHealth Group Incorporated		
							Coalition for Advanced Pharmacy Services, Inc.	.DE	NIA	Catamaran Health Solutions, LLC	Ownership	100.000	UnitedHealth Group Incorporated		
		.00000	98-1276040		0001600967		COI – Clínicas Oncológicas Integradas S.A.	.BRA	NIA	COI Participações S.A.	Ownership	100.000	UnitedHealth Group Incorporated		
										Esho – Empresa de Serviços Hospitalares S.A.	Ownership	89.102	UnitedHealth Group Incorporated		.8
		.00000	98-1275801				COI Participações S.A.	.BRA	NIA	OptumHealth Holdings, LLC	Ownership	100.000	UnitedHealth Group Incorporated		
		.00000	27-2337616				Collaborative Care Holdings, LLC	.DE	NIA	Collaborative Care Holdings, LLC	Ownership	100.000	UnitedHealth Group Incorporated		
		.00000	27-2337487				Collaborative Care Services, Inc.	.DE	NIA	Collaborative Care Holdings, LLC	Ownership	100.000	UnitedHealth Group Incorporated		
		.00000	27-3470466				Collaborative Care Solutions, LLC	.DE	NIA	Collaborative Care Services, Inc.	Ownership	100.000	UnitedHealth Group Incorporated		
		.00000	45-2614005				Collaborative Realty, LLC	.NY	NIA	Collaborative Care Holdings, LLC	Ownership	100.000	UnitedHealth Group Incorporated		
		.00000	84-1160450				Colorado Springs Surgery Center, Ltd.	.CO	NIA	SCA-Colorado Springs, LLC	Ownership	51.000	UnitedHealth Group Incorporated		.9
		.00000	11-3647007				Comfort Care Transportation, LLC	.TX	NIA	WellMed Medical Management, Inc.	Ownership	100.000	UnitedHealth Group Incorporated		
							Connecticut Surgery Center, Limited Partnership	.CT	NIA	Connecticut Surgical Center, LLC	Ownership	51.000	UnitedHealth Group Incorporated		.10
		.00000	26-1313646				Connecticut Surgery Properties, LLC	.DE	NIA	Connecticut Surgical Center, LLC	Ownership	100.000	UnitedHealth Group Incorporated		
		.00000	06-1156342				Connecticut Surgical Center, LLC	.DE	NIA	Surgical Care Affiliates, LLC	Ownership	75.000	UnitedHealth Group Incorporated		.8
		.00000	20-5654789				Crescent Drug Corp.	.NY	NIA	Salveo Specialty Pharmacy, Inc.	Ownership	100.000	UnitedHealth Group Incorporated		
		.00000	26-0080565				Cypress Care, Inc.	.DE	NIA	Healthcare Solutions, Inc.	Ownership	100.000	UnitedHealth Group Incorporated		
		.00000					Day-Op Surgery Consulting Company, LLC	.DE	NIA	ProHEALTH Medical Management, LLC	Ownership	100.000	UnitedHealth Group Incorporated		.1
		.00000	52-1811176				DBP Services of New York IPA, Inc.	.NY	NIA	Dental Benefit Providers, Inc.	Ownership	100.000	UnitedHealth Group Incorporated		
							Dental Benefit Providers of California, Inc.								
		.00000	52-1452809					.CA	.IA	Dental Benefit Providers, Inc.	Ownership	100.000	UnitedHealth Group Incorporated		
.0707	UnitedHealth Group Incorporated	.52053	36-4008355				Dental Benefit Providers of Illinois, Inc.	.IL	.IA	Dental Benefit Providers, Inc.	Ownership	100.000	UnitedHealth Group Incorporated		
		.00000	41-2014834				Dental Benefit Providers, Inc.	.DE	NIA	United HealthCare Services, Inc.	Ownership	100.000	UnitedHealth Group Incorporated		
							Diagnostic and Interventional Surgical Center, LLC								
		.00000	34-2064423					.CA	NIA	SCA-Marina Del Ray LLC	Ownership	51.000	UnitedHealth Group Incorporated		.1
										Esho – Empresa de Serviços Hospitalares S.A.	Ownership	85.000	UnitedHealth Group Incorporated		.11
		.00000	98-1285762				Dilab Medicina Nuclear Ltda.	.BRA	NIA	SCA-Newport Beach, LLC	Ownership	51.000	UnitedHealth Group Incorporated		.1
		.00000	27-4245123				DISC Surgery Center at Newport Beach, LLC	.CA	NIA	OptumHealth Holdings, LLC	Ownership	100.000	UnitedHealth Group Incorporated		
		.00000	30-0238641				Distance Learning Network, Inc.	.DE	NIA	SCA-Dublin, LLC	Ownership	56.000	UnitedHealth Group Incorporated		.1
		.00000	27-2103713				Dublin Surgery Center, LLC	.OH	NIA	UnitedHealthcare Insurance Company	Ownership	100.000	UnitedHealth Group Incorporated		
		.00000					Duncan Printing Services, LLC	.SC	NIA	MedExpress Development, LLC	Ownership	100.000	UnitedHealth Group Incorporated		
		.00000	59-3625966				DWIC of Tampa Bay, Inc.	.FL	NIA	West Coast Endoscopy Holdings, LLC	Ownership	51.000	UnitedHealth Group Incorporated		.1
		.00000	59-3705426				E Street Endoscopy, LLC	.FL	NIA	ASC Holdings of New Jersey, LLC	Ownership	51.000	UnitedHealth Group Incorporated		.1
		.00000	02-0593133				East Brunswick Surgery Center, LLC	.NJ	NIA	Surgical Care Affiliates, LLC	Ownership	100.000	UnitedHealth Group Incorporated		
		.00000	71-0923682				eCode Solutions, LLC	.DE	NIA	OptumInsight, Inc.	Ownership	100.000	UnitedHealth Group Incorporated		
		.00000	84-1162764				Electronic Network Systems, Inc.	.DE	NIA						

**SCHEDULE Y**  
**PART 1A - DETAIL OF INSURANCE HOLDING COMPANY SYSTEM**

1	2	3	4	5	6	7	8	9	10	11	12	13	14	15	16
Group Code	Group Name	NAIC Company Code	ID Number	Federal RSSD	CIK	Name of Securities Exchange if Publicly Traded (U.S. or International)	Names of Parent, Subsidiaries Or Affiliates	Domi-ciliary Location	Relation-ship to Reporting Entity	Directly Controlled by (Name of Entity/Person)	Type of Control (Ownership, Board, Management, Attorney-in-Fact, Influence, Other)	If Control is Ownership Provide Percentage	Ultimate Controlling Entity(ies)/Person(s)	Is an SCA Filing Re-quired? (Y/N)	*
		.00000	98-1103713				ELG FZE	.ARE	NIA	FrontierMEDEX Limited	Ownership	100.000	UnitedHealth Group Incorporated		
		.00000	98-1339173				Elual Participações S.A.	.BRA	NIA	Anil Assistência Médica Internacional S.A.	Ownership	60.000	UnitedHealth Group Incorporated		
		.00000	98-1339173				Elual Participações S.A.	.BRA	NIA	Esho – Empresa de Serviços Hospitalares S.A.	Ownership	40.000	UnitedHealth Group Incorporated		
		.00000					Empire Physician Management Company, LLC	.CA	NIA	North American Medical Management California, Inc.	Ownership	100.000	UnitedHealth Group Incorporated		
		.00000	47-3495605				Endoscopy Center Affiliates, Inc.	.DE	NIA	National Surgery Centers, LLC	Ownership	100.000	UnitedHealth Group Incorporated		
		.00000					EP Campus I, LLC	.DE	NIA	UnitedHealthcare Insurance Company	Ownership	100.000	UnitedHealth Group Incorporated		
		.00000	98-1111172				Esho – Empresa de Serviços Hospitalares S.A.	.BRA	NIA	Anil Assistência Médica Internacional S.A.	Ownership	99.636	UnitedHealth Group Incorporated		12
		.00000	98-1122399				Etho – Empresa de Tecnologia Hospitalar Ltda.	.BRA	NIA	Anil Assistência Médica Internacional S.A.	Ownership	82.642	UnitedHealth Group Incorporated		11
		.00000	86-0964571				Evercare Collaborative Solutions, Inc.	.DE	NIA	Ovations, Inc.	Ownership	100.000	UnitedHealth Group Incorporated		
		.00000	98-1111239				Excellion Serviços Biomédicos Ltda.	.BRA	NIA	Esho – Empresa de Serviços Hospitalares S.A.	Ownership	100.000	UnitedHealth Group Incorporated		
		.00000	98-1111239				Excellion Serviços Biomédicos Ltda.	.BRA	NIA	Cemed Care – Empresa de Atendimento Clínico Geral Ltda.	Ownership	0.000	UnitedHealth Group Incorporated		
		.00000	11-3669765				Executive Health Resources, Inc.	.PA	NIA	OptumInsight, Inc.	Ownership	100.000	UnitedHealth Group Incorporated		
		.00000	30-0701899				Executive Surgery Center, LLC	.TX	NIA	SCA-Houston Executive, LLC	Ownership	55.000	UnitedHealth Group Incorporated		1
		.00000	98-1259260				Exploration for Mine Clearance, LLC	.IRO	NIA	FrontierMEDEX Limited	Ownership	100.000	UnitedHealth Group Incorporated		
		.00000	88-0223385				Family Health Care Services	.NV	NIA	Sierra Health Services, Inc.	Ownership	100.000	UnitedHealth Group Incorporated		
		.00000	88-0257036				Family Home Hospice, Inc.	.NV	NIA	Sierra Health Services, Inc.	Ownership	100.000	UnitedHealth Group Incorporated		
		.00000	26-4106571				First Rx Specialty and Mail Services, LLC	.DE	NIA	Catamaran Health Solutions, LLC	Ownership	100.000	UnitedHealth Group Incorporated		
		.00000	62-1551098				Florence Surgery Center, L.P.	.AL	NIA	SCA-Florence, LLC	Ownership	50.000	UnitedHealth Group Incorporated		13
		.00000	32-0432993				Florida MedTrans Network LLC	.FL	NIA	Florida MedTrans Network MSO LLC	Ownership	100.000	UnitedHealth Group Incorporated		
		.00000	36-4778512				Florida MedTrans Network MSO LLC	.FL	NIA	National MedTrans, LLC	Ownership	100.000	UnitedHealth Group Incorporated		
		.00000	35-2456267				FMG Holdings, LLC	.DE	NIA	UnitedHealth Group Incorporated	Ownership	100.000	UnitedHealth Group Incorporated		
		.00000	86-0908902				For Health of Arizona, Inc.	.AZ	NIA	For Health, Inc.	Ownership	100.000	UnitedHealth Group Incorporated		
		.00000	33-0766617				For Health, Inc.	.DE	NIA	Inspiris, Inc.	Ownership	100.000	UnitedHealth Group Incorporated		
		.00000	20-3412606				Franklin Surgical Center, LLC	.NJ	NIA	SCA-Franklin, LLC	Ownership	55.000	UnitedHealth Group Incorporated		1
		.00000	98-1172769				Frontier Medex Tanzania Limited	.TZA	NIA	UnitedHealthcare Global Medical (UK) Limited	Ownership	99.000	UnitedHealth Group Incorporated		14
		.00000	68-0679514				FrontierMEDEX (RMS), Inc.	.DE	NIA	FMG Holdings, LLC	Ownership	100.000	UnitedHealth Group Incorporated		
		.00000	45-5339512				FrontierMEDEX Government Services, LLC	.DE	NIA	FMG Holdings, LLC	Ownership	100.000	UnitedHealth Group Incorporated		
		.00000	98-1147103				FrontierMEDEX Kenya Limited	.KEN	NIA	UnitedHealthcare Global Medical (UK) Limited	Ownership	99.900	UnitedHealth Group Incorporated		
		.00000	98-1147103				FrontierMEDEX Kenya Limited	.KEN	NIA	UnitedHealthcare International I B.V.	Ownership	0.100	UnitedHealth Group Incorporated		
		.00000	98-1101521				FrontierMEDEX Limited	.IRO	NIA	UnitedHealthcare Global Medical (UK) Limited	Ownership	100.000	UnitedHealth Group Incorporated		
		.00000	33-1219808				FrontierMEDEX US, Inc.	.DE	NIA	FMG Holdings, LLC	Ownership	100.000	UnitedHealth Group Incorporated		
		.00000	52-2230470				FrontierMEDEX, Inc.	.MN	NIA	FrontierMEDEX US, Inc.	Ownership	100.000	UnitedHealth Group Incorporated		
		.00000	63-0833765				Gadsden Surgery Center, LLC	.DE	NIA	SC Affiliates, LLC	Ownership	100.000	UnitedHealth Group Incorporated		
		.00000	62-1488653				Gadsden Surgery Center, Ltd.	.AL	NIA	Gadsden Surgery Center, LLC	Ownership	51.000	UnitedHealth Group Incorporated		15
		.00000	62-1600268				Gainesville Surgery Center, L.P.	.TN	NIA	SCA-Northeast Georgia Health, LLC	Ownership	51.000	UnitedHealth Group Incorporated		16
		.00000	37-0920164				gethealthinsurance.com Agency, Inc.	.IN	NIA	Golden Rule Financial Corporation	Ownership	100.000	UnitedHealth Group Incorporated		
		.00000	65-1025514				Gladiolus Surgery Center, L.L.C.	.FL	NIA	SCA-Gladiolus, LLC	Ownership	50.000	UnitedHealth Group Incorporated		1
		.00000	62-1601450				Glenwood-SC, Inc.	.TN	NIA	SC Affiliates, LLC	Ownership	100.000	UnitedHealth Group Incorporated		
		.00000	20-3420886				Golden Outlook, Inc.	.CA	NIA	Collaborative Care Holdings, LLC	Ownership	100.000	UnitedHealth Group Incorporated		
		.00000	37-0855360				Golden Rule Financial Corporation	.DE	NIA	UnitedHealth Group Incorporated	Ownership	100.000	UnitedHealth Group Incorporated		
0707	UnitedHealth Group Incorporated	62286	37-6028756	3057283			Golden Rule Insurance Company	.IN	IA	Golden Rule Financial Corporation	Ownership	100.000	UnitedHealth Group Incorporated		
		.00000	33-0529450				Golden Triangle Surgicenter, L.P.	.CA	NIA	Surgery Centers-West Holdings, LLC	Ownership	71.000	UnitedHealth Group Incorporated		17
		.00000	01-0619096				Grove Place Surgery Center, L.L.C.	.FL	NIA	SCA-Grove Place, LLC	Ownership	52.580	UnitedHealth Group Incorporated		1
		.00000	98-0213198				H&W Indemnity (SPC), Ltd.	.CYM	NIA	UnitedHealth Group Incorporated	Ownership	100.000	UnitedHealth Group Incorporated		

SCHEDULE Y  
PART 1A - DETAIL OF INSURANCE HOLDING COMPANY SYSTEM

1	2	3	4	5	6	7	8	9	10	11	12	13	14	15	16
Group Code	Group Name	NAIC Company Code	ID Number	Federal RSSD	CIK	Name of Securities Exchange if Publicly Traded (U.S. or International)	Names of Parent, Subsidiaries Or Affiliates	Domi-ciliary Location	Relation-ship to Reporting Entity	Directly Controlled by (Name of Entity/Person)	Type of Control (Ownership, Board, Management, Attorney-in-Fact, Influence, Other)	If Control is Owner-ship Provide Percen-tage	Ultimate Controlling Entity(ies)/Person(s)	Is an SCA Filing Re-quired? (Y/N)	*
0707	UnitedHealth Group Incorporated	.00000	26-1227494				H.I. Investments Holding Company, LLC	.DE	NIA	Health Inventures, LLC	Ownership	100.000	UnitedHealth Group Incorporated		
		.79480	35-1279304				Harken Health Insurance Company	.WI	IA	UnitedHealthcare, Inc.	Ownership	100.000	UnitedHealth Group Incorporated		
		.00000					Hartford Surgery Center, LLC	.CT	NIA	SunSurgery, LLC	Ownership	100.000	UnitedHealth Group Incorporated		
		.00000	23-2171049				Health Business Systems, Inc.	.PA	NIA	OptumRx Administrative Services, LLC	Ownership	100.000	UnitedHealth Group Incorporated		
		.00000	20-5944768				Health Inventures Employment Solutions, LLC	.DE	NIA	Health Inventures, LLC	Ownership	100.000	UnitedHealth Group Incorporated		
		.00000	04-3723090				Health Inventures, LLC	.DE	NIA	SC Affiliates, LLC	Ownership	100.000	UnitedHealth Group Incorporated		
		.00000	98-0153069				Health Net Services (Bermuda) Ltd.	.BMU	NIA	Oxford Health Plans LLC	Ownership	100.000	UnitedHealth Group Incorporated		
		.96342	88-0201035				Health Plan of Nevada, Inc.	.NV	IA	Sierra Health Services, Inc.	Ownership	100.000	UnitedHealth Group Incorporated		
		.00000	95-4763349				HealthAllies, Inc.	.DE	NIA	OptumHealth Holdings, LLC	Ownership	100.000	UnitedHealth Group Incorporated		
		.00000	77-0693060				Healthcare Solutions, Inc.	.DE	NIA	OptumRx Administrative Services, LLC	Ownership	100.000	UnitedHealth Group Incorporated		
0707	UnitedHealth Group Incorporated	.00000					HealthFirst IPA, Inc.	.CO	NIA	New West Physicians, Inc.	Ownership	100.000	UnitedHealth Group Incorporated		
		.00000	84-1472832				Highlands Ranch Healthcare, LLC	.CO	NIA	Urgent Care MSO, LLC	Ownership	100.000	UnitedHealth Group Incorporated		
		.00000	20-8910978				Hospice Inspiris Holdings, Inc.	.TN	NIA	Inspiris, Inc.	Ownership	100.000	UnitedHealth Group Incorporated		
		.00000	98-1286038				Hospitais Associados de Pernambuco Ltda.	.BRA	NIA	Esho – Empresa de Serviços Hospitalares S.A. Anil Assistência Médica Internacional S.A.	Ownership	90.000	UnitedHealth Group Incorporated		11
		.00000	98-1111920				Hospital Alvorada de Taguatinga Ltda.	.BRA	NIA	Bosque Medical Center Ltda.	Ownership	89.060	UnitedHealth Group Incorporated		
		.00000	98-1111920				Hospital Alvorada de Taguatinga Ltda.	.BRA	NIA	Piano de Saúde Ana Costa Ltda.	Ownership	10.940	UnitedHealth Group Incorporated		
		.00000	98-1389272				Hospital Ana Costa S.A.	.BRA	NIA	Esho – Empresa de Serviços Hospitalares S.A.	Ownership	57.412	UnitedHealth Group Incorporated		18
		.00000	98-1310065				Hospital de Clínicas de Jacarepaguá Ltda.	.BRA	NIA	Cemed Care – Empresa de Atendimento Clínico Geral Ltda.	Ownership	100.000	UnitedHealth Group Incorporated		
		.00000	98-1310065				Hospital de Clínicas de Jacarepaguá Ltda.	.BRA	NIA	Esho – Empresa de Serviços Hospitalares S.A.	Ownership	0.000	UnitedHealth Group Incorporated		
		.00000	98-1328324				Hospital Samaritano de São Paulo Ltda.	.BRA	NIA	S.A.	Ownership	100.000	UnitedHealth Group Incorporated		
		.00000	98-1328324				Hospital Samaritano de São Paulo Ltda.	.BRA	NIA	Hospital Alvorada de Taguatinga Ltda.	Ownership	0.000	UnitedHealth Group Incorporated		
		.00000	98-1332673				Hospital Santa Helena S.A.	.BRA	NIA	Elual Participações S.A.	Ownership	65.210	UnitedHealth Group Incorporated		
		.00000	98-1332673				Hospital Santa Helena S.A.	.BRA	NIA	Esho – Empresa de Serviços Hospitalares S.A.	Ownership	34.790	UnitedHealth Group Incorporated		
		.00000	26-2912304		0001441730		Humedica, Inc.	.DE	NIA	United HealthCare Services, Inc.	Ownership	100.000	UnitedHealth Group Incorporated		
		.00000	36-4331825				Hygeia Corporation	.DE	NIA	UnitedHealth International, Inc.	Ownership	100.000	UnitedHealth Group Incorporated		
		.00000	98-1099968				Hygeia Corporation	.CAN	NIA	UnitedHealth Group International L.P.	Ownership	100.000	UnitedHealth Group Incorporated		
		.00000					Imed Star – Serviços de Desempenho Organizacional Ltda.	.BRA	NIA	Optum Health & Technology Serviços do Brasil Ltda.	Ownership	100.000	UnitedHealth Group Incorporated		
		.00000					Imed Star – Serviços de Desempenho Organizacional Ltda.	.BRA	NIA	UHG Brasil Participações S.A.	Ownership	0.000	UnitedHealth Group Incorporated		
		.00000	20-4351923				Impel Consulting Experts, L.L.C.	.TX	NIA	Impel Management Services, L.L.C.	Ownership	100.000	UnitedHealth Group Incorporated		
		.00000	75-2574317				Impel Management Services, L.L.C.	.TX	NIA	USMD Holdings, Inc.	Ownership	100.000	UnitedHealth Group Incorporated		
		.00000	62-1484043				Indian River Surgery Center, Ltd.	.FL	NIA	Surgery Center of Vero Beach, Inc.	Ownership	59.000	UnitedHealth Group Incorporated		19
		.00000	26-0711388				Indian River Surgery Properties, LLC	.FL	NIA	Surgery Center of Vero Beach, Inc.	Ownership	100.000	UnitedHealth Group Incorporated		
		.00000	45-4132005				Indiana Care Organization, LLC	.IN	NIA	AHN Target Holdings, LLC	Ownership	100.000	UnitedHealth Group Incorporated		
		.00000	62-1641102				Ingram & Associates, LLC	.TN	NIA	Optum360, LLC	Ownership	100.000	UnitedHealth Group Incorporated		
		.00000	33-0018673				Inland Surgery Center, L.P.	.CA	NIA	Redlands Ambulatory Surgery Center	Ownership	51.000	UnitedHealth Group Incorporated		20
		.00000	88-0482274				inPharmative, Inc.	.NV	NIA	Catamaran Health Solutions, LLC	Ownership	100.000	UnitedHealth Group Incorporated		
		.00000	13-4138668				INSPIRIS of New York IPA, Inc.	.NY	NIA	Inspiris, Inc.	Ownership	100.000	UnitedHealth Group Incorporated		
		.00000	13-4138665				INSPIRIS of New York Management, Inc.	.NY	NIA	Inspiris, Inc.	Ownership	100.000	UnitedHealth Group Incorporated		
		.00000	26-2885572				INSPIRIS of Texas Physician Group	.TX	NIA	Inspiris Services Company	Ownership	100.000	UnitedHealth Group Incorporated		
		.00000	26-0683057				Inspiris Services Company	.TN	NIA	Inspiris, Inc.	Ownership	100.000	UnitedHealth Group Incorporated		
		.00000	33-0766366				Inspiris, Inc.	.DE	NIA	Collaborative Care Holdings, LLC	Ownership	100.000	UnitedHealth Group Incorporated		
		.00000	98-1097022				International Psychological Services Pty, Limited	.AUS	NIA	Optum Health & Technology (Australia) Pty Ltd	Ownership	100.000	UnitedHealth Group Incorporated		
		.00000					IRX Financing I LLC	.DE	NIA	OptumRx Administrative Services, LLC	Ownership	100.000	UnitedHealth Group Incorporated		
		.00000	32-0409538				Lifeprint Accountable Care Organization, LLC	.DE	NIA	Collaborative Care Holdings, LLC	Ownership	100.000	UnitedHealth Group Incorporated		

SCHEDULE Y  
PART 1A - DETAIL OF INSURANCE HOLDING COMPANY SYSTEM

1	2	3	4	5	6	7	8	9	10	11	12	13	14	15	16
Group Code	Group Name	NAIC Company Code	ID Number	Federal RSSD	CIK	Name of Securities Exchange if Publicly Traded (U.S. or International)	Names of Parent, Subsidiaries Or Affiliates	Domi-ciliary Location	Relation-ship to Reporting Entity	Directly Controlled by (Name of Entity/Person)	Type of Control (Ownership, Board, Management, Attorney-in-Fact, Influence, Other)	If Control is Owner-ship Provide Percen-tage	Ultimate Controlling Entity(ies)/Person(s)	Is an SCA Filing Re-quired? (Y/N)	*
		.00000	45-3143218				Lifeprint East, Inc. ....	.DE	NIA.....	Collaborative Care Holdings, LLC .....	Ownership.....	100.000	UnitedHealth Group Incorporated .....		
		.00000	27-2309024				LifePrint Health, Inc. ....	.DE	NIA.....	Collaborative Care Holdings, LLC .....	Ownership.....	100.000	UnitedHealth Group Incorporated .....		
		.00000	39-1974851				Logistics Health, Inc. ....	.WI	NIA.....	OptumHealth Holdings, LLC .....	Ownership.....	100.000	UnitedHealth Group Incorporated .....		
		.00000	98-1337963				Lotten-Eyes Oftalmologia Clinica e Cirurgica Ltda. ....	.BRA	NIA.....	Hospital Alvorada de Taguatinga Ltda. ....	Ownership.....	100.000	UnitedHealth Group Incorporated .....		
		.00000	98-1337963				Lotten-Eyes Oftalmologia Clinica e Cirurgica Ltda. ....	.BRA	NIA.....	Esho – Empresa de Serviços Hospitalares S.A. ....	Ownership.....	0.000	UnitedHealth Group Incorporated .....		
		.00000	62-1179566				Louisville S.C., Ltd. ....	.KY	NIA.....	Surgery Center of Louisville, LLC .....	Ownership.....	51.000	UnitedHealth Group Incorporated .....		21
		.00000	62-1179538				Louisville-SC Properties, Inc. ....	.KY	NIA.....	SC Affiliates, LLC .....	Ownership.....	100.000	UnitedHealth Group Incorporated .....		
		.00000	36-4119519				Loyola Ambulatory Surgery Center at Oakbrook, Inc. ....	.IL	NIA.....	ASC Network, LLC .....	Ownership.....	100.000	UnitedHealth Group Incorporated .....		
		.00000	98-1137620				Lusiadas – Parcerias Cascais, S.A. ....	.PRT	NIA.....	Lusiadas, SGPS, S.A. ....	Ownership.....	100.000	UnitedHealth Group Incorporated .....		
		.00000	98-1139095				Lusiadas A.C.E. ....	.PRT	NIA.....	Lusiadas, SGPS, S.A. ....	Ownership.....	55.000	UnitedHealth Group Incorporated .....		
		.00000	98-1139095				Lusiadas A.C.E. ....	.PRT	NIA.....	Lusiadas, S.A. ....	Ownership.....	20.000	UnitedHealth Group Incorporated .....		
		.00000	98-1139095				Lusiadas A.C.E. ....	.PRT	NIA.....	CLISA – Clínica de Santo António, S.A. ....	Ownership.....	10.000	UnitedHealth Group Incorporated .....		
		.00000	98-1139095				Lusiadas A.C.E. ....	.PRT	NIA.....	Lusiadas – Parcerias Cascais, S.A. ....	Ownership.....	10.000	UnitedHealth Group Incorporated .....		
		.00000	98-1139095				Lusiadas A.C.E. ....	.PRT	NIA.....	Clínica Médico Cirúrgica de Santa Tecla, S.A. ....	Ownership.....	5.000	UnitedHealth Group Incorporated .....		
		.00000	98-1139089				Lusiadas, S.A. ....	.PRT	NIA.....	Lusiadas, SGPS, S.A. ....	Ownership.....	100.000	UnitedHealth Group Incorporated .....		
		.00000	98-1138570				Lusiadas, SGPS, S.A. ....	.PRT	NIA.....	Anil International .....	Ownership.....	100.000	UnitedHealth Group Incorporated .....		
		.00000	52-2129787				MANSI Insurance Resources, LLC .....	.MD	NIA.....	OneNet PPO, LLC .....	Ownership.....	100.000	UnitedHealth Group Incorporated .....		
		.60321	52-1803283				MANSI Life and Health Insurance Company .....	.MD	.IA.....	United HealthCare Services, Inc. ....	Ownership.....	100.000	UnitedHealth Group Incorporated .....		
		.00000	14-1782475				Managed Physical Network, Inc. ....	.NY	NIA.....	OptumHealth Care Solutions, LLC .....	Ownership.....	100.000	UnitedHealth Group Incorporated .....		
		.00000	20-2880404				March Holdings, Inc. ....	.CA	NIA.....	Specialty Benefits, LLC .....	Ownership.....	100.000	UnitedHealth Group Incorporated .....		
		.00000	20-3042852				March Vision Care, Inc. ....	.CA	NIA.....	March Holdings, Inc. ....	Ownership.....	100.000	UnitedHealth Group Incorporated .....		
		.00000	26-2601943				Marin Surgery Holdings, Inc. ....	.DE	NIA.....	SC Affiliates, LLC .....	Ownership.....	100.000	UnitedHealth Group Incorporated .....		
		.00000	52-1456812				Maryland Ambulatory Centers .....	.MD	NIA.....	Maryland-SCA Centers, LLC .....	Ownership.....	50.000	UnitedHealth Group Incorporated .....		1
		.00000	52-1401791				Maryland-SCA Centers, LLC .....	.DE	NIA.....	SC Affiliates, LLC .....	Ownership.....	100.000	UnitedHealth Group Incorporated .....		
		.00000	62-1600267				McKenzie Surgery Center, L.P. ....	.TN	NIA.....	SCA-Eugene, Inc. ....	Ownership.....	51.000	UnitedHealth Group Incorporated .....		22
		.00000	42-1741594				MD Ops, Inc. ....	.CA	NIA.....	North American Medical Management California, Inc. ....	Ownership.....	100.000	UnitedHealth Group Incorporated .....		
		.96310	52-1169135				MD-Individual Practice Association, Inc. ....	.MD	.IA.....	United HealthCare Services, Inc. ....	Ownership.....	100.000	UnitedHealth Group Incorporated .....		
		.00000					Medalliance Net Ltda. ....	.BRA	NIA.....	Optum Health & Technology Serviços do Brasil Ltda. ....	Ownership.....	100.000	UnitedHealth Group Incorporated .....		
		.00000					Medalliance Net Ltda. ....	.BRA	NIA.....	UHG Brasil Participações S.A. ....	Ownership.....	0.000	UnitedHealth Group Incorporated .....		
		.00000	52-2178531				MEDEX Insurance Services, Inc. ....	.MD	NIA.....	FrontierMEDEX, Inc. ....	Ownership.....	100.000	UnitedHealth Group Incorporated .....		
		.00000	20-3824377				MedExpress Development, LLC .....	.FL	NIA.....	Urgent Care MSO, LLC .....	Ownership.....	100.000	UnitedHealth Group Incorporated .....		
		.00000	32-0533926				MedExpress Urgent Care Alabama, LLC .....	.AL	NIA.....	Urgent Care Holdings, Inc. ....	Ownership.....	100.000	UnitedHealth Group Incorporated .....		
		.00000	82-1719888				MedExpress Urgent Care Maine, Inc. ....	.ME	NIA.....	Urgent Care Holdings, Inc. ....	Ownership.....	100.000	UnitedHealth Group Incorporated .....		
		.00000	82-0631738				MedExpress Urgent Care New Hampshire, Inc. ....	.NH	NIA.....	Urgent Care Holdings, Inc. ....	Ownership.....	100.000	UnitedHealth Group Incorporated .....		
		.00000	20-2545363				MedExpress Urgent Care of Boynton Beach, LLC .....	.FL	NIA.....	MedExpress Development, LLC .....	Ownership.....	100.000	UnitedHealth Group Incorporated .....		
		.00000					MedExpress Urgent Care, Inc. – Ohio .....	.OH	NIA.....	Urgent Care Holdings, Inc. ....	Ownership.....	100.000	UnitedHealth Group Incorporated .....		
		.12756	20-3391186				Medica Health Plans of Florida, Inc. ....	.FL	.IA.....	United HealthCare Services, Inc. ....	Ownership.....	100.000	UnitedHealth Group Incorporated .....		
		.12155	01-0788576				Medica HealthCare Plans, Inc. ....	.FL	.IA.....	United HealthCare Services, Inc. ....	Ownership.....	100.000	UnitedHealth Group Incorporated .....		
		.00000	75-2566987				Medical Clinic of North Texas PLLC .....	.TX	NIA.....	USMD Affiliated Services .....	Ownership.....	100.000	UnitedHealth Group Incorporated .....		
		.00000	26-0636717				Medical Surgical Centers of America, Inc. ....	.DE	NIA.....	ASC Network, LLC .....	Ownership.....	100.000	UnitedHealth Group Incorporated .....		
		.00000	32-0037402				Medical Transportation Services, LLC .....	.FL	NIA.....	United HealthCare Services, Inc. ....	Ownership.....	100.000	UnitedHealth Group Incorporated .....		
		.00000	75-2515691			0001012564	MedSynergies, LLC .....	.DE	NIA.....	Mustang Razorback Holdings, Inc. ....	Ownership.....	100.000	UnitedHealth Group Incorporated .....		
		.00000	58-2101921				Melbourne Surgery Center, LLC .....	.GA	NIA.....	Surgical Care Partners of Melbourne, LLC ..	Ownership.....	100.000	UnitedHealth Group Incorporated .....		
		.00000	62-1590322				Memphis-SC, LLC .....	.TN	NIA.....	SCA-Shelby Development Corp. ....	Ownership.....	100.000	UnitedHealth Group Incorporated .....		
		.00000	62-1590324				Memphis-SP, LLC .....	.TN	NIA.....	Shelby Surgery Properties, Inc. ....	Ownership.....	100.000	UnitedHealth Group Incorporated .....		
		.00000	59-3392313				Metro I Stone Management, Ltd. ....	.TX	NIA.....	USMD Inc. ....	Ownership.....	60.000	UnitedHealth Group Incorporated .....		11
		.00000	52-2303928				Metropolitan Medical Partners, LLC .....	.MD	NIA.....	SCA-Chevy Chase, LLC .....	Ownership.....	59.350	UnitedHealth Group Incorporated .....		1

SCHEDULE Y  
PART 1A - DETAIL OF INSURANCE HOLDING COMPANY SYSTEM

1	2	3	4	5	6	7	8	9	10	11	12	13	14	15	16
Group Code	Group Name	NAIC Company Code	ID Number	Federal RSSD	CIK	Name of Securities Exchange if Publicly Traded (U.S. or International)	Names of Parent, Subsidiaries Or Affiliates	Domi-ciliary Location	Relation-ship to Reporting Entity	Directly Controlled by (Name of Entity/Person)	Type of Control (Ownership, Board, Management, Attorney-in-Fact, Influence, Other)	If Control is Ownership Provide Percen-tage	Ultimate Controlling Entity(ies)/Person(s)	Is an SCA Filing Re-quired? (Y/N)	*
		.00000	20-8998927				Metropolitan Medical Transportation IPA, LLC	.NY.	.NIA.	National MedTrans, LLC	Ownership.....	100.000	UnitedHealth Group Incorporated		
		.00000	27-2252446				MHC Real Estate Holdings, LLC	.CA.	.NIA.	Monarch Management Services, Inc.	Ownership.....	100.000	UnitedHealth Group Incorporated		
		.00000	27-2439806				Mississippi Surgery Holdings, LLC	.DE.	.NIA.	SCA Surgery Holdings, LLC	Ownership.....	100.000	UnitedHealth Group Incorporated		
							Mississippi Surgical Center Limited Partnership	.MS.	.NIA.	Mississippi Surgery Holdings, LLC	Ownership.....	59.000	UnitedHealth Group Incorporated		23
		.00000	62-1417391				MN Waypoint Sports Physical Therapy, Inc.	.DE.	.NIA.	Orthology, Inc.	Ownership.....	100.000	UnitedHealth Group Incorporated		
		.00000	46-3949765				Mobile Medical Professionals, Inc.	.IA.	.NIA.	TeamMD Iowa, Inc.	Ownership.....	100.000	UnitedHealth Group Incorporated		
		.00000	31-1191553				Modern Medical, Inc.	.OH.	.NIA.	Healthcare Solutions, Inc.	Ownership.....	100.000	UnitedHealth Group Incorporated		
		.00000	45-3142852				Monarch Management Services, Inc.	.DE.	.NIA.	Collaborative Care Holdings, LLC	Ownership.....	100.000	UnitedHealth Group Incorporated		
		.00000	81-1633765				MSLA Management LLC	.DE.	.NIA.	Logistics Health, Inc.	Ownership.....	100.000	UnitedHealth Group Incorporated		
		.00000	62-1506649				Mt. Pleasant Surgery Center, L.P.	.TN.	.NIA.	SCA-Mt. Pleasant, LLC	Ownership.....	51.000	UnitedHealth Group Incorporated		24
										Esho – Empresa de Serviços Hospitalares S.A.	Ownership.....	68.000	UnitedHealth Group Incorporated		11
		.00000	98-1285432				Multiangio Ltda.	.BRA.	.NIA.	Surgery Center of Muskogee, LLC	Ownership.....	51.000	UnitedHealth Group Incorporated		1
		.00000	20-4209261				Muskogee Surgical Investors, LLC	.DE.	.NIA.	OptumInsight, Inc.	Ownership.....	100.000	UnitedHealth Group Incorporated		
		.00000	47-1935798				Mustang Razorback Holdings, Inc.	.DE.	.NIA.	Aveta Inc.	Ownership.....	100.000	UnitedHealth Group Incorporated		
		.00000	20-3236839				NAMM Holdings, Inc.	.DE.	.NIA.	SC Affiliates, LLC	Ownership.....	100.000	UnitedHealth Group Incorporated		
		.00000	62-1468431				Nashville-SCA Surgery Centers, Inc.	.TN.	.NIA.	Specialty Benefits, LLC	Ownership.....	100.000	UnitedHealth Group Incorporated		
		.00000	47-2336925				National MedTrans, LLC	.NY.	.NIA.	Dental Benefit Providers, Inc.	Ownership.....	100.000	UnitedHealth Group Incorporated		
.0707	UnitedHealth Group Incorporated	95251	76-0196559				National Pacific Dental, Inc.	.TX.	.IA.	Surgical Care Affiliates, LLC	Ownership.....	100.000	UnitedHealth Group Incorporated		
		.00000	36-3549627				National Surgery Centers, LLC	.DE.	.NIA.	National Surgery Centers, LLC	Ownership.....	100.000	UnitedHealth Group Incorporated		
		.00000	68-0293690				National Surgery Centers-Santa Monica, LLC	.DE.	.NIA.	UnitedHealthcare, Inc.	Ownership.....	100.000	UnitedHealth Group Incorporated		
.0707	UnitedHealth Group Incorporated	95123	65-0996107				Neighborhood Health Partnership, Inc.	.FL.	.IA.	Payment Resolution Services, LLC	Ownership.....	100.000	UnitedHealth Group Incorporated		
		.00000	20-4755277				Netwerkes, LLC	.TN.	.NIA.	Dental Benefit Providers, Inc.	Ownership.....	100.000	UnitedHealth Group Incorporated		
.0707	UnitedHealth Group Incorporated	95758	88-0228572				Nevada Pacific Dental	.NV.	.IA.	Newton Holdings, LLC	Ownership.....	100.000	UnitedHealth Group Incorporated		
		.00000					New West Physicians, Inc.	.CO.	.NIA.	Collaborative Care Holdings, LLC	Ownership.....	80.100	UnitedHealth Group Incorporated		11
		.00000					Newton Holdings, LLC	.DE.	.NIA.						
		.00000	36-3984647				North American Medical Management – Illinois, Inc.	.IL.	.NIA.	NAMM Holdings, Inc.	Ownership.....	100.000	UnitedHealth Group Incorporated		
							North American Medical Management California, Inc.	.TN.	.NIA.	NAMM Holdings, Inc.	Ownership.....	100.000	UnitedHealth Group Incorporated		
		.00000	33-0673955				Northern Nevada Health Network, Inc.	.NV.	.NIA.	Sierra Health Services, Inc.	Ownership.....	100.000	UnitedHealth Group Incorporated		
		.00000	88-0245121				Northern Rockies Surgery Center, L.P.	.TN.	.NIA.	Northern Rockies Surgicenter, Inc.	Ownership.....	51.000	UnitedHealth Group Incorporated		25
		.00000	63-1240726				Northern Rockies Surgicenter, Inc.	.MT.	.NIA.	National Surgery Centers, LLC	Ownership.....	100.000	UnitedHealth Group Incorporated		
		.00000	81-0399251				Northwest Surgicare, LLC	.DE.	.NIA.	Surgery Center Holding, LLC	Ownership.....	100.000	UnitedHealth Group Incorporated		
							Northwest Surgicare, Ltd., an IL Limited Partnership	.IL.	.NIA.	Northwest Surgicare, LLC	Ownership.....	51.000	UnitedHealth Group Incorporated		26
		.00000	75-2494046				NSC Fayetteville, LLC	.DE.	.NIA.	National Surgery Centers, LLC	Ownership.....	100.000	UnitedHealth Group Incorporated		
		.00000	56-1754480				NSC Greensboro, LLC	.DE.	.NIA.	National Surgery Centers, LLC	Ownership.....	100.000	UnitedHealth Group Incorporated		
		.00000	56-1775016				NSC Lancaster, LLC	.DE.	.NIA.	National Surgery Centers, LLC	Ownership.....	100.000	UnitedHealth Group Incorporated		
		.00000	36-4210296				NSC Seattle, Inc.	.WA.	.NIA.	National Surgery Centers, LLC	Ownership.....	100.000	UnitedHealth Group Incorporated		
		.00000	91-1553479				NSC Upland, LLC	.DE.	.NIA.	National Surgery Centers, LLC	Ownership.....	100.000	UnitedHealth Group Incorporated		
		.00000	33-0812824				NYSCA, LLC	.NY.	.NIA.	Surgical Care Affiliates, LLC	Ownership.....	100.000	UnitedHealth Group Incorporated		
		.00000	46-5025690				OneNet PPO, LLC	.MD.	.NIA.	UnitedHealthcare Insurance Company	Ownership.....	100.000	UnitedHealth Group Incorporated		
.0707	UnitedHealth Group Incorporated	96940	52-1518174				Optinum Choice, Inc.	.MD.	.IA.	United HealthCare Services, Inc.	Ownership.....	100.000	UnitedHealth Group Incorporated		
		.00000	47-0858534	3202702			Optum Bank, Inc.	.UT.	.NIA.	OptumHealth Financial Services, Inc.	Ownership.....	100.000	UnitedHealth Group Incorporated		
		.00000	36-3437660				Optum Biometrics, Inc.	.IL.	.NIA.	OptumHealth Care Solutions, LLC	Ownership.....	100.000	UnitedHealth Group Incorporated		
		.00000	37-1782217		0001641013		Optum Clinics Holdings, Inc.	.DE.	.NIA.	Collaborative Care Holdings, LLC	Ownership.....	97.200	UnitedHealth Group Incorporated		11
		.00000	38-3969193				Optum Clinics Intermediate Holdings, Inc.	.DE.	.NIA.	Optum Clinics Holdings, Inc.	Ownership.....	100.000	UnitedHealth Group Incorporated		
		.00000					Optum Digital Health Holdings, LLC	.DE.	.NIA.	Alere Wellbeing, Inc.	Ownership.....	100.000	UnitedHealth Group Incorporated		
		.00000	98-1325466				Optum Finance (Ireland) Unlimited Company	.IRL.	.NIA.	Optum Services (Ireland) Limited	Ownership.....	100.000	UnitedHealth Group Incorporated		
							Optum Global Solutions (India) Private Limited	.IND.	.NIA.	Optum Global Solutions International B.V.	Ownership.....	99.900	UnitedHealth Group Incorporated		
		.00000	98-1103015												

SCHEDULE Y  
PART 1A - DETAIL OF INSURANCE HOLDING COMPANY SYSTEM

1	2	3	4	5	6	7	8	9	10	11	12 Type of Control (Ownership, Board, Management, Attorney-in-Fact, Influence, Other)	13 If Control is Owner- ship Provide Percen- tage	14 Ultimate Controlling Entity(ies)/Person(s)	15 Is an SCA Filing Re- quired? (Y/N)	16 *
Group Code	Group Name	NAIC Company Code	ID Number	Federal RSSD	CIK	Name of Securities Exchange if Publicly Traded (U.S. or International)	Names of Parent, Subsidiaries Or Affiliates	Domi- ciliary Loca- tion	Rela- tion- ship to Reporting Entity	Directly Controlled by (Name of Entity/Person)					
		.00000	98-1103015				Optum Global Solutions (India) Private Limited	.IND	NIA	UnitedHealth International, Inc.	Ownership	.0.100	UnitedHealth Group Incorporated		
		.00000	98-1097776				Optum Global Solutions (Philippines), Inc.	.PHL	NIA	Optum Global Solutions International B.V.	Ownership	.99.992	UnitedHealth Group Incorporated		27
		.00000	98-1201187				Optum Global Solutions International B.V.	.MLD	NIA	Optum Technology, Inc.	Ownership	.100.000	UnitedHealth Group Incorporated		
		.00000	04-3574101				Optum Government Solutions, Inc.	.DE	NIA	OptumInsight, Inc.	Ownership	.100.000	UnitedHealth Group Incorporated		
							Optum Health & Technology (Australia) Pty Ltd								
		.00000	98-1185943					.AUS	NIA	Optum UK Solutions Group Limited	Ownership	.100.000	UnitedHealth Group Incorporated		
		.00000	98-1095799				Optum Health & Technology (India) Private Limited	.IND	NIA	OptumHealth International B.V.	Ownership	.99.996	UnitedHealth Group Incorporated		
		.00000	98-1095799				Optum Health & Technology (India) Private Limited	.IND	NIA	United Behavioral Health	Ownership	.0.004	UnitedHealth Group Incorporated		
		.00000	98-1097886				Optum Health & Technology (Singapore) Pte. Ltd.	.SGP	NIA	OptumHealth International B.V.	Ownership	.100.000	UnitedHealth Group Incorporated		
		.00000	98-1095879				Optum Health & Technology (UK) Limited	.GBR	NIA	Optum UK Solutions Group Limited	Ownership	.100.000	UnitedHealth Group Incorporated		
		.00000	20-2149493				Optum Health & Technology (US), Inc.	.MO	NIA	United Behavioral Health	Ownership	.100.000	UnitedHealth Group Incorporated		
							Optum Health & Technology Holdings (US), Inc.								
		.00000	43-1747235					.MO	NIA	Optum, Inc.	Ownership	.100.000	UnitedHealth Group Incorporated		
		.00000	98-1184561				Optum Health & Technology Serviços do Brasil Ltda.	.BRA	NIA	Optum Global Solutions International B.V.	Ownership	.99.996	UnitedHealth Group Incorporated		
		.00000	98-1184561				Optum Health & Technology Serviços do Brasil Ltda.	.BRA	NIA	OptumInsight, Inc.	Ownership	.0.004	UnitedHealth Group Incorporated		
		.00000	98-1276517				Optum Health and Technology FZ-LLC	.ARE	NIA	Optum Global Solutions International B.V.	Ownership	.100.000	UnitedHealth Group Incorporated		
										Optum Health & Technology Holdings (US), Inc.	Ownership	.100.000	UnitedHealth Group Incorporated		
		.00000	98-1097921				Optum Health Services (Canada) Ltd.	.CAN	NIA		Ownership	.100.000	UnitedHealth Group Incorporated		
		.00000	98-1147355				Optum Health Solutions (UK) Limited	.GBR	NIA	Optum UK Solutions Group Limited	Ownership	.100.000	UnitedHealth Group Incorporated		
		.00000	58-2068880		0001460656		Optum Healthcare of Illinois, Inc.	.GA	NIA	Optum Women's and Children's Health, LLC	Ownership	.100.000	UnitedHealth Group Incorporated		
		.00000	20-0212381				Optum Hospice Pharmacy Services, LLC	.DE	NIA	Catamaran Health Solutions, LLC	Ownership	.100.000	UnitedHealth Group Incorporated		
		.69647	31-0628424				Optum Insurance of Ohio, Inc.	.OH	IA	OptumRx PBM of Maryland, LLC	Ownership	.100.000	UnitedHealth Group Incorporated		
		.00000	46-4734521				Optum Labs Dimensions, Inc.	.DE	NIA	Optum Labs, Inc.	Ownership	.100.000	UnitedHealth Group Incorporated		
		.00000	98-1249178				Optum Labs International (UK) Ltd.	.GBR	NIA	Optum, Inc.	Ownership	.100.000	UnitedHealth Group Incorporated		
		.00000	46-1615964				Optum Labs, Inc.	.DE	NIA	Optum, Inc.	Ownership	.100.000	UnitedHealth Group Incorporated		
		.00000	98-1209730				Optum Life Sciences (Canada) Inc.	.CAN	NIA	OptumInsight Life Sciences, Inc.	Ownership	.100.000	UnitedHealth Group Incorporated		
							Optum Management Consulting (Shanghai) Co., Ltd.	.CHN	NIA	Optum Health & Technology Holdings (US), Inc.	Ownership	.100.000	UnitedHealth Group Incorporated		
		.00000	98-1098190												
		.00000	90-1001805				Optum Nevada Accountable Care Organization LLC	.DE	NIA	Collaborative Care Holdings, LLC	Ownership	.100.000	UnitedHealth Group Incorporated		
		.00000	98-1097761				Optum Operations (Ireland) Limited	.IRL	NIA	Optum Global Solutions International B.V.	Ownership	.100.000	UnitedHealth Group Incorporated		
							Optum Palliative and Hospice Care of Pennsylvania, Inc.				Ownership	.100.000	UnitedHealth Group Incorporated		
		.00000	20-8911466				Optum Palliative and Hospice Care of Texas, Inc.	.TN	NIA	Hospice Inspiris Holdings, Inc.	Ownership	.100.000	UnitedHealth Group Incorporated		
		.00000	20-8911303							Hospice Inspiris Holdings, Inc.	Ownership	.100.000	UnitedHealth Group Incorporated		
		.00000	30-0226127				Optum Palliative and Hospice Care, Inc.	.DE	NIA	Collaborative Care Holdings, LLC	Ownership	.100.000	UnitedHealth Group Incorporated		
		.00000	20-4581265				Optum Public Sector Solutions, Inc.	.DE	NIA	OptumInsight, Inc.	Ownership	.100.000	UnitedHealth Group Incorporated		
		.00000	46-3328009				Optum Rocket, Inc.	.DE	NIA	OptumInsight, Inc.	Ownership	.100.000	UnitedHealth Group Incorporated		
										UnitedHealthcare International II S.á r.l.					
		.00000	98-1307821				Optum Services (Ireland) Limited	.IRL	NIA		Ownership	.100.000	UnitedHealth Group Incorporated		
		.00000	66-0870003				Optum Services (Puerto Rico) LLC			UnitedHealthcare International III B.V.	Ownership	.100.000	UnitedHealth Group Incorporated		
		.00000	45-4683454				Optum Services, Inc.	.DE	NIA	Optum, Inc.	Ownership	.100.000	UnitedHealth Group Incorporated		
							Optum Solutions do Brasil – Tecnologia e Serviços de Suporte Ltda.	.BRA	NIA	Optum Global Solutions International B.V.	Ownership	.100.000	UnitedHealth Group Incorporated		
		.00000	98-1284698												
		.00000	98-1284698				Optum Solutions do Brasil – Tecnologia e Serviços de Suporte Ltda.	.BRA	NIA	OptumHealth International B.V.	Ownership	.0.000	UnitedHealth Group Incorporated		
		.00000	98-0644599							Optum Health & Technology Holdings (US), Inc.	Ownership	.100.000	UnitedHealth Group Incorporated		
							Optum Solutions UK Holdings Limited	.GBR	NIA						

SCHEDULE Y  
PART 1A - DETAIL OF INSURANCE HOLDING COMPANY SYSTEM

1	2	3	4	5	6	7	8	9	10	11	12	13	14	15	16
Group Code	Group Name	NAIC Company Code	ID Number	Federal RSSD	CIK	Name of Securities Exchange if Publicly Traded (U.S. or International)	Names of Parent, Subsidiaries Or Affiliates	Domi-ciliary Location	Relation-ship to Reporting Entity	Directly Controlled by (Name of Entity/Person)	Type of Control (Ownership, Board, Management, Attorney-in-Fact, Influence, Other)	If Control is Owner-ship Provide Percen-tage	Ultimate Controlling Entity(ies)/Person(s)	Is an SCA Filing Re-quired? (Y/N)	*
		.00000	46-5713629				Optum Technology, Inc.	.DE	NIA	Optum, Inc.	Ownership	100.000	UnitedHealth Group Incorporated		
		.00000	98-1097769				Optum UK Solutions Group Limited	.GBR	NIA	Optum Solutions UK Holdings Limited	Ownership	100.000	UnitedHealth Group Incorporated		
		.00000	58-2205984		0001460641		Optum Women's and Children's Health, LLC	.DE	NIA	Alere Health, LLC	Ownership	100.000	UnitedHealth Group Incorporated		
		.00000	30-0580620	3119994			Optum, Inc.	.DE	NIA	United HealthCare Services, Inc.	Ownership	100.000	UnitedHealth Group Incorporated		
		.00000	46-3983926				Optum360 Services, Inc.	.DE	NIA	Optum Rocket, Inc.	Ownership	69.000	UnitedHealth Group Incorporated		.11
		.00000	46-3328307				Optum360, LLC	.DE	NIA	Optum Rocket, Inc.	Ownership	75.000	UnitedHealth Group Incorporated		.11
		.00000	41-1591944				OptumHealth Care Solutions, LLC	.DE	NIA	OptumHealth Holdings, LLC	Ownership	100.000	UnitedHealth Group Incorporated		
		.00000	47-0858530				OptumHealth Financial Services, Inc.	.DE	NIA	OptumHealth Holdings, LLC	Ownership	100.000	UnitedHealth Group Incorporated		
		.00000	47-1192395				OptumHealth Holdings, LLC	.DE	NIA	Optum, Inc.	Ownership	100.000	UnitedHealth Group Incorporated		
							UnitedHealthcare International VI S.à r.l.								
		.00000	98-1106868				OptumHealth International B.V.	.NLD	NIA	Optum, Inc.	Ownership	100.000	UnitedHealth Group Incorporated		
		.00000					OptumInsight Holdings, LLC	.DE	NIA	Optum, Inc.	Ownership	100.000	UnitedHealth Group Incorporated		
		.00000	04-3383745				OptumInsight Life Sciences, Inc.	.DE	NIA	OptumInsight, Inc.	Ownership	100.000	UnitedHealth Group Incorporated		
		.00000	41-1858498				OptumInsight, Inc.	.DE	NIA	OptumInsight Holdings, LLC	Ownership	100.000	UnitedHealth Group Incorporated		
		.00000	75-2578509		0001600762		OptumRx Administrative Services, LLC	.TX	NIA	Catamaran Holdings I, LLC	Ownership	100.000	UnitedHealth Group Incorporated		
		.00000	31-1728846				OptumRx Discount Card Services, LLC	.DE	NIA	OptumRx PBM of Illinois, Inc.	Ownership	100.000	UnitedHealth Group Incorporated		
		.00000	47-4734235				OptumRx Group Holdings, Inc.	.DE	NIA	Optum, Inc.	Ownership	100.000	UnitedHealth Group Incorporated		
		.00000					OptumRx Holdings, LLC	.DE	NIA	Optum, Inc.	Ownership	100.000	UnitedHealth Group Incorporated		
		.00000	47-1734077				OptumRx Home Delivery of Illinois, LLC	.IL	NIA	OptumRx PBM of Illinois, Inc.	Ownership	100.000	UnitedHealth Group Incorporated		
		.00000	34-1472211				OptumRx Home Delivery of Ohio, LLC	.OH	NIA	First Rx Specialty and Mail Services, LLC	Ownership	100.000	UnitedHealth Group Incorporated		
		.00000	20-0151096				OptumRx NY IPA, Inc.	.NY	NIA	OptumRx, Inc.	Ownership	100.000	UnitedHealth Group Incorporated		
		.00000	11-2581812		0001600760		OptumRx PBM of Illinois, Inc.	.DE	NIA	OptumRx Administrative Services, LLC	Ownership	100.000	UnitedHealth Group Incorporated		
		.00000	88-0361447		0001600759		OptumRx PBM of Maryland, LLC	.NV	NIA	Catamaran Health Solutions, LLC	Ownership	100.000	UnitedHealth Group Incorporated		
		.00000	03-0592263		0001601641		OptumRx PBM of Pennsylvania, LLC	.PA	NIA	Catamaran of Pennsylvania, LLC	Ownership	100.000	UnitedHealth Group Incorporated		
		.00000	38-3693753				OptumRx PBM of Wisconsin, LLC	.WI	NIA	OptumRx PBM of Illinois, Inc.	Ownership	100.000	UnitedHealth Group Incorporated		
		.00000	61-1485410				OptumRx PD of Maryland, Inc.	.NV	NIA	OptumRx PBM of Maryland, LLC	Ownership	100.000	UnitedHealth Group Incorporated		
		.00000	88-0373347				OptumRx Pharmacy of Nevada, Inc.	.NV	NIA	Catamaran Health Solutions, LLC	Ownership	100.000	UnitedHealth Group Incorporated		
		.00000	47-3146510				OptumRx Pharmacy, Inc.	.DE	NIA	OptumRx, Inc.	Ownership	100.000	UnitedHealth Group Incorporated		
		.00000	33-0441200				OptumRx, Inc.	.CA	NIA	OptumRx Holdings, LLC	Ownership	100.000	UnitedHealth Group Incorporated		
		.00000	59-3125869				Orlando Center for Outpatient Surgery, L.P.	.GA	NIA	Surgical Health of Orlando, Inc.	Ownership	66.166	UnitedHealth Group Incorporated		.1
		.00000	46-2881462				Orthology Mid-Atlantic, Inc.	.DE	NIA	Orthology, Inc.	Ownership	100.000	UnitedHealth Group Incorporated		
		.00000	46-2742615				Orthology, Inc.	.DE	NIA	UnitedHealth Group Ventures, LLC	Ownership	80.000	UnitedHealth Group Incorporated		.11
		.00000	13-3960641		0001342696		OrthoNet Holdings, Inc.	.DE	NIA	OptumHealth Care Solutions, LLC	Ownership	100.000	UnitedHealth Group Incorporated		
		.00000	13-3818652				OrthoNet LLC	.NY	NIA	OrthoNet Holdings, Inc.	Ownership	100.000	UnitedHealth Group Incorporated		
		.00000	13-4025898				OrthoNet New York IPA, Inc.	.NY	NIA	OrthoNet Holdings, Inc.	Ownership	100.000	UnitedHealth Group Incorporated		
		.00000	30-0029448				OrthoNet of the Mid-Atlantic, Inc.	.DE	.IA	OrthoNet Holdings, Inc.	Ownership	100.000	UnitedHealth Group Incorporated		
		.00000	26-2884306				OrthoNet of the South, Inc.	.DE	NIA	OrthoNet Holdings, Inc.	Ownership	100.000	UnitedHealth Group Incorporated		
		.00000	46-1581769				OrthoNet Services, Inc.	.DE	NIA	OrthoNet Holdings, Inc.	Ownership	100.000	UnitedHealth Group Incorporated		
		.00000	20-0221966				OrthoNet West, Inc.	.DE	NIA	OrthoNet Holdings, Inc.	Ownership	100.000	UnitedHealth Group Incorporated		
							Outpatient Surgery Center of Hilton Head, LLC								
		.00000						.SC	NIA	SCA-Hilton Head, LLC	Ownership	50.000	UnitedHealth Group Incorporated		.1
		.00000	41-1921007				Ovations, Inc.	.DE	NIA	United HealthCare Services, Inc.	Ownership	100.000	UnitedHealth Group Incorporated		
		.00000	06-1587795				Oxford Benefit Management, Inc.	.CT	NIA	Oxford Health Plans LLC	Ownership	100.000	UnitedHealth Group Incorporated		
.0707	UnitedHealth Group Incorporated	.78026	22-2797560				Oxford Health Insurance, Inc.	.NY	.IA	UnitedHealthcare Insurance Company	Ownership	100.000	UnitedHealth Group Incorporated		
.0707	UnitedHealth Group Incorporated	.96798	06-1181201				Oxford Health Plans (CT), Inc.	.CT	.IA	Oxford Health Plans LLC	Ownership	100.000	UnitedHealth Group Incorporated		
.0707	UnitedHealth Group Incorporated	.95506	22-2745725				Oxford Health Plans (NJ), Inc.	.NJ	.IA	Oxford Health Plans LLC	Ownership	100.000	UnitedHealth Group Incorporated		
.0707	UnitedHealth Group Incorporated	.95479	06-1181200				Oxford Health Plans (NY), Inc.	.NY	.IA	Oxford Health Plans LLC	Ownership	100.000	UnitedHealth Group Incorporated		
		.00000	52-2443751				Oxford Health Plans LLC	.DE	NIA	UnitedHealth Group Incorporated	Ownership	100.000	UnitedHealth Group Incorporated		
		.00000	46-3531389				P2 Lower Acquisition, LLC	.DE	NIA	Progressive Enterprises Holdings, Inc.	Ownership	100.000	UnitedHealth Group Incorporated		
		.00000	27-0008097				P2P Link, LLC	.DE	NIA	SRPS, LLC	Ownership	100.000	UnitedHealth Group Incorporated		
							PacifiCare Life and Health Insurance Company								
.0707	UnitedHealth Group Incorporated	.70785	35-1137395					.IN	.IA	United HealthCare Services, Inc.	Ownership	100.000	UnitedHealth Group Incorporated		
.0707	UnitedHealth Group Incorporated	.84506	95-2829463				PacifiCare Life Assurance Company	.CO	.IA	United HealthCare Services, Inc.	Ownership	100.000	UnitedHealth Group Incorporated		
.0707	UnitedHealth Group Incorporated	.95617	94-3267522		0001225819		PacifiCare of Arizona, Inc.	.AZ	.IA	United HealthCare Services, Inc.	Ownership	100.000	UnitedHealth Group Incorporated		

**SCHEDULE Y**  
**PART 1A - DETAIL OF INSURANCE HOLDING COMPANY SYSTEM**

1	2	3	4	5	6	7	8	9	10	11	12	13	14	15	16
Group Code	Group Name	NAIC Company Code	ID Number	Federal RSSD	CIK	Name of Securities Exchange if Publicly Traded (U.S. or International)	Names of Parent, Subsidiaries Or Affiliates	Domi-ciliary Location	Relation-ship to Reporting Entity	Directly Controlled by (Name of Entity/Person)	Type of Control (Ownership, Board, Management, Attorney-in-Fact, Influence, Other)	If Control is Owner-ship Provide Percen-tage	Ultimate Controlling Entity(ies)/Person(s)	Is an SCA Filing Re-quired? (Y/N)	*
.0707	UnitedHealth Group Incorporated	.95434	84-1011378		0001225822		PacifiCare of Colorado, Inc.	.CO	.IA	United HealthCare Services, Inc.	Ownership	100.000	UnitedHealth Group Incorporated		
.0707	UnitedHealth Group Incorporated	.95685	86-0875231		0001225835		PacifiCare of Nevada, Inc.	.NV	.IA	United HealthCare Services, Inc.	Ownership	100.000	UnitedHealth Group Incorporated		
		.00000	62-1595402				Paoli Ambulatory Surgery Center		.NIA	SCA-Paoli, LLC	Ownership	51.000	UnitedHealth Group Incorporated		.1
		.00000	20-4127100				Parkway Surgery Center, LLC	.DE	.NIA	SCA-Hagerstown, LLC	Ownership	63.077	UnitedHealth Group Incorporated		.1
		.00000	63-1271644				Pasteur Plaza Surgery Center GP, Inc.	.DE	.NIA	ASC Network, LLC	Ownership	100.000	UnitedHealth Group Incorporated		
		.00000	63-1275972				Pasteur Plaza Surgery Center, L.P.	.CA	.NIA	Pasteur Plaza Surgery Center GP, Inc.	Ownership	51.000	UnitedHealth Group Incorporated		.28
		.00000	62-1451147				Payment Resolution Services, LLC	.TN	.NIA	OptumInsight, Inc.	Ownership	100.000	UnitedHealth Group Incorporated		
		.00000	75-3265056				PCCCV, Inc.	.CA	.NIA	PrimeCare Medical Network, Inc.	Ownership	100.000	UnitedHealth Group Incorporated		
		.00000	20-2447772				PCN DE Corp.	.DE	.NIA	OptumRx PBM of Illinois, Inc.	Ownership	100.000	UnitedHealth Group Incorporated		
		.00000					Perham Physical Therapy, LTD.	.MN	.NIA	Orthology, Inc.	Ownership	100.000	UnitedHealth Group Incorporated		
		.00000	68-0044962				Pharmaceutical Care Network	.CA	.NIA	PCN DE Corp.	Ownership	100.000	UnitedHealth Group Incorporated		
		.00000	04-3722897				Pharmacy Review Services, LLC	.FL	.NIA	Tmesys, LLC	Ownership	100.000	UnitedHealth Group Incorporated		
		.00000	35-2288416				PHC Subsidiary Holdings, LLC	.TX	.NIA	United HealthCare Services, Inc.	Ownership	100.000	UnitedHealth Group Incorporated		
		.00000					Physician Alliance of the Rockies, LLC	.CO	.NIA	New West Physicians, Inc.	Ownership	100.000	UnitedHealth Group Incorporated		
		.00000								North American Medical Management - Illinois, Inc.	Ownership	100.000	UnitedHealth Group Incorporated		
.0707	UnitedHealth Group Incorporated	.11494	04-3677255				Physicians Health Choice of Texas, LLC	.TX	.IA	PHC Subsidiary Holdings, LLC	Ownership	100.000	UnitedHealth Group Incorporated		
		.00000	52-1162824				Physicians Health Plan of Maryland, Inc.	.MD	.NIA	United HealthCare Services, Inc.	Ownership	100.000	UnitedHealth Group Incorporated		
		.00000	45-4916946				Physicians Plaza Holdings, LLC	.DE	.NIA	Bakersfield Physicians Plaza Surgical Center, L.P.	Ownership	100.000	UnitedHealth Group Incorporated		
		.00000	98-1388873				Piano de Saúde Ana Costa Ltda.	.BRA	.NIA	Anil Assistência Médica Internacional S.A.	Ownership	100.000	UnitedHealth Group Incorporated		
		.00000	66-0742844				Plus One Health Management Puerto Rico, Inc.	.PR	.NIA	Plus One Holdings, Inc.	Ownership	100.000	UnitedHealth Group Incorporated		
		.00000	13-3613705				Plus One Holdings, Inc.	.DE	.NIA	OptumHealth Care Solutions, LLC	Ownership	100.000	UnitedHealth Group Incorporated		
		.00000	80-0670247				PMI Acquisition, LLC	.DE	.NIA	Progressive Solutions, LLC	Ownership	100.000	UnitedHealth Group Incorporated		
		.00000	27-0920536				PMSI Holdco II, LLC	.DE	.NIA	P2 Lower Acquisition, LLC	Ownership	100.000	UnitedHealth Group Incorporated		
		.00000	26-3148744				PMSI Holdings, LLC	.DE	.NIA	PMSI Holdco II, LLC	Ownership	100.000	UnitedHealth Group Incorporated		
		.00000	59-3166848				PMSI Settlement Solutions, LLC	.FL	.NIA	PMSI Holdings, LLC	Ownership	100.000	UnitedHealth Group Incorporated		
		.00000	56-2422696				PMSI, LLC	.FL	.NIA	PMSI Holdings, LLC	Ownership	100.000	UnitedHealth Group Incorporated		
		.00000	98-1083164				Polar II Fundo de Investimento em Participações Multiestrategia	.BRA	.NIA	UnitedHealthcare International IV S.á r.l.	Ownership	100.000	UnitedHealth Group Incorporated		
		.00000	47-5563848				Polo Holdco, LLC	.DE	.NIA	Collaborative Care Holdings, LLC	Ownership	80.100	UnitedHealth Group Incorporated		.11
		.00000	46-5415205				POMCO Network, Inc.	.NY	.NIA	POMCO, Inc.	Ownership	100.000	UnitedHealth Group Incorporated		
		.00000	65-0392785				POMCO of Florida Ltd., Inc.	.FL	.NIA	UMR, Inc.	Ownership	100.000	UnitedHealth Group Incorporated		
		.00000	46-2975338				POMCO West, Inc.	.DE	.NIA	POMCO, Inc.	Ownership	100.000	UnitedHealth Group Incorporated		
		.00000	15-0581348				POMCO, Inc.	.NY	.NIA	UMR, Inc.	Ownership	100.000	UnitedHealth Group Incorporated		
		.00000	45-0482796				Pomcoplus, LLC	.NY	.NIA	UMR, Inc.	Ownership	100.000	UnitedHealth Group Incorporated		
		.00000	33-0261822				Pomerado Outpatient Surgical Center, Inc.	.CA	.NIA	ASC Network, LLC	Ownership	100.000	UnitedHealth Group Incorporated		
		.00000	33-0752699				Pomerado Outpatient Surgical Center, L.P.	.CA	.NIA	Pomerado Outpatient Surgical Center, Inc.	Ownership	50.750	UnitedHealth Group Incorporated		.29
		.00000	65-0683927				Preferred Care Partners Holding, Corp.	.FL	.NIA	United HealthCare Services, Inc.	Ownership	100.000	UnitedHealth Group Incorporated		
		.00000	26-1845018				Preferred Care Partners Medical Group, Inc.	.FL	.NIA	Preferred Care Partners Holding, Corp.	Ownership	100.000	UnitedHealth Group Incorporated		
.0707	UnitedHealth Group Incorporated	.11176	65-0885893				Preferred Care Partners, Inc.	.FL	.IA	Preferred Care Partners Holding, Corp.	Ownership	100.000	UnitedHealth Group Incorporated		
		.00000	75-3265059				Premier Choice ACO, Inc.	.CA	.NIA	PrimeCare Medical Network, Inc.	Ownership	100.000	UnitedHealth Group Incorporated		
		.00000	88-0253112				Prime Health, Inc.	.NV	.NIA	Sierra Health Services, Inc.	Ownership	100.000	UnitedHealth Group Incorporated		
		.00000	33-0607478				PrimeCare Medical Network, Inc.	.CA	.IA	NAMM Holdings, Inc.	Ownership	100.000	UnitedHealth Group Incorporated		
		.00000	87-0757397				PrimeCare of Citrus Valley, Inc.	.CA	.NIA	PrimeCare Medical Network, Inc.	Ownership	80.000	UnitedHealth Group Incorporated		.30
		.00000	33-0674407				PrimeCare of Corona, Inc.	.CA	.NIA	PrimeCare Medical Network, Inc.	Ownership	100.000	UnitedHealth Group Incorporated		
		.00000	33-0674401				PrimeCare of Hemet Valley, Inc.	.CA	.NIA	PrimeCare Medical Network, Inc.	Ownership	100.000	UnitedHealth Group Incorporated		
		.00000	33-0674408				PrimeCare of Inland Valley, Inc.	.CA	.NIA	PrimeCare Medical Network, Inc.	Ownership	100.000	UnitedHealth Group Incorporated		
		.00000	33-0674402				PrimeCare of Moreno Valley, Inc.	.CA	.NIA	PrimeCare Medical Network, Inc.	Ownership	100.000	UnitedHealth Group Incorporated		
		.00000	33-0674400				PrimeCare of Redlands, Inc.	.CA	.NIA	PrimeCare Medical Network, Inc.	Ownership	100.000	UnitedHealth Group Incorporated		
		.00000	33-0674404				PrimeCare of Riverside, Inc.	.CA	.NIA	PrimeCare Medical Network, Inc.	Ownership	100.000	UnitedHealth Group Incorporated		
		.00000	14-1915328				PrimeCare of San Bernardino, Inc.	.CA	.NIA	PrimeCare Medical Network, Inc.	Ownership	100.000	UnitedHealth Group Incorporated		

**SCHEDULE Y**  
**PART 1A - DETAIL OF INSURANCE HOLDING COMPANY SYSTEM**

1	2	3	4	5	6	7	8	9	10	11	12	13	14	15	16
Group Code	Group Name	NAIC Company Code	ID Number	Federal RSSD	CIK	Name of Securities Exchange if Publicly Traded (U.S. or International)	Names of Parent, Subsidiaries Or Affiliates	Domi-ciliary Location	Relation-ship to Reporting Entity	Directly Controlled by (Name of Entity/Person)	Type of Control (Ownership, Board, Management, Attorney-in-Fact, Influence, Other)	If Control is Ownership Provide Per-cent-age	Ultimate Controlling Entity(ies)/Person(s)	Is an SCA Filing Re-quired? (Y/N)	*
		.00000	33-0698439				PrimeCare of Sun City, Inc. ....	..CA	..NIA	PrimeCare Medical Network, Inc. ....	Ownership.....	100.000	UnitedHealth Group Incorporated .....		
		.00000	33-0674409				PrimeCare of Temecula, Inc. ....	..CA	..NIA	PrimeCare Medical Network, Inc. ....	Ownership.....	100.000	UnitedHealth Group Incorporated .....		
		.00000	14-1873402				Procura Management, Inc. ....	..DE	..NIA	Healthcare Solutions, Inc. ....	Ownership.....	100.000	UnitedHealth Group Incorporated .....		
		.00000	27-4371197				Progressive Enterprises Holdings, Inc. ....	..DE	..NIA	OptumRx, Inc. ....	Ownership.....	100.000	UnitedHealth Group Incorporated .....		
		.00000	31-1192384				Progressive Medical, LLC .....	..OH	..NIA	PMI Acquisition, LLC .....	Ownership.....	100.000	UnitedHealth Group Incorporated .....		
		.00000	90-0642980				Progressive Solutions, LLC .....	..DE	..NIA	P2 Lower Acquisition, LLC .....	Ownership.....	100.000	UnitedHealth Group Incorporated .....		
		.00000	32-0229091				ProHEALTH Fitness of Lake Success, LLC .....	..NY	..NIA	ProHEALTH Medical Management, LLC .....	Ownership.....	82.620	UnitedHealth Group Incorporated .....		..11
		.00000	47-1049961				ProHEALTH Medical Management, LLC .....	..DE	..NIA	Collaborative Care Holdings, LLC .....	Ownership.....	80.000	UnitedHealth Group Incorporated .....		..30
		.00000	45-5470737				ProHealth Physicians ACO, LLC .....	..CT	..NIA	ProHealth Physicians, Inc. ....	Ownership.....	100.000	UnitedHealth Group Incorporated .....		
		.00000	06-1446075				ProHealth Physicians, Inc. ....	..CT	..NIA	Polo Holdco, LLC .....	Ownership.....	100.000	UnitedHealth Group Incorporated .....		
		.00000	32-0455430				ProHealth Proton Center Management, LLC .....	..DE	..NIA	ProHEALTH Medical Management, LLC .....	Ownership.....	100.000	UnitedHealth Group Incorporated .....		
		.00000	93-1068319				Pueblo-SCA Surgery Center, LLC .....	..DE	..NIA	SC Affiliates, LLC .....	Ownership.....	100.000	UnitedHealth Group Incorporated .....		
		.00000	52-2016292				Quality Software Services, Inc. ....	..MD	..NIA	OptumInsight, Inc. ....	Ownership.....	100.000	UnitedHealth Group Incorporated .....		
		.00000	35-2493256				Rally Health, Inc. ....	..DE	..NIA	Optum Digital Health Holdings, LLC .....	Ownership.....	100.000	UnitedHealth Group Incorporated .....		
		.00000	80-0947972				Real Appeal, Inc. ....	..DE	..NIA	UnitedHealth Group Ventures, LLC .....	Ownership.....	98.000	UnitedHealth Group Incorporated .....		..27
		.00000	94-3115625				Redlands Ambulatory Surgery Center .....	..CA	..NIA	Redlands-SCA Surgery Centers, Inc. ....	Ownership.....	54.000	UnitedHealth Group Incorporated .....		..1
		.00000	94-3115627				Redlands-SCA Surgery Centers, Inc. ....	..CA	..NIA	SC Affiliates, LLC .....	Ownership.....	100.000	UnitedHealth Group Incorporated .....		
		.00000	32-0500242				Riverside Medical Management, LLC .....	..DE	..NIA	ProHEALTH Medical Management, LLC .....	Ownership.....	100.000	UnitedHealth Group Incorporated .....		
..0707	UnitedHealth Group Incorporated .....	..95482	84-0614905				Rocky Mountain Health Maintenance Organization, Incorporated .....	..CO	..IA	United HealthCare Services, Inc. ....	Ownership.....	100.000	UnitedHealth Group Incorporated .....		
		.00000	84-1009248				Rocky Mountain Health Management Corporation .....	..CO	..NIA	Rocky Mountain Health Maintenance Organization, Incorporated .....	Ownership.....	100.000	UnitedHealth Group Incorporated .....		
..0707	UnitedHealth Group Incorporated .....	..47004	84-1224718				Rocky Mountain HealthCare Options, Inc. ....	..CO	..IA	Organization, Incorporated .....	Ownership.....	100.000	UnitedHealth Group Incorporated .....		
		.00000	74-2462470				Salem Surgery Center, LLC .....	..OR	..NIA	Surgicare of Salem, LLC .....	Ownership.....	51.000	UnitedHealth Group Incorporated .....		..1
		.00000	45-2219585		0001522802		Salveo Specialty Pharmacy, Inc. ....	..DE	..NIA	OptumRx Administrative Services, LLC .....	Ownership.....	100.000	UnitedHealth Group Incorporated .....		
		.00000					Santa Helena Assistência Médica S.A. ....	..BRA	..NIA	Elual Participações S.A. ....	Ownership.....	65.210	UnitedHealth Group Incorporated .....		
		.00000					Santa Helena Assistência Médica S.A. ....	..BRA	..NIA	Anil Assistência Médica Internacional S.A. ....	Ownership.....	34.790	UnitedHealth Group Incorporated .....		
		.00000					Santos Administração e Participações S.A. ....	..BRA	..NIA	Anil Assistência Médica Internacional S.A. ....	Ownership.....	100.000	UnitedHealth Group Incorporated .....		
		.00000	62-1149229				SC Affiliates, LLC .....	..DE	..NIA	Surgical Care Affiliates, LLC .....	Ownership.....	100.000	UnitedHealth Group Incorporated .....		
		.00000	47-5537316				SCA Athens, LLC .....	..DE	..NIA	SC Affiliates, LLC .....	Ownership.....	100.000	UnitedHealth Group Incorporated .....		
		.00000	47-5014406				SCA Austin Holdings, LLC .....	..DE	..NIA	SC Affiliates, LLC .....	Ownership.....	100.000	UnitedHealth Group Incorporated .....		
		.00000	47-5051685				SCA Austin Medical Center Holdings, LLC .....	..DE	..NIA	SCA Austin Holdings, LLC .....	Ownership.....	100.000	UnitedHealth Group Incorporated .....		
		.00000	45-4230864				SCA BOSC Holdings, LLC .....	..DE	..NIA	National Surgery Centers, LLC .....	Ownership.....	25.000	UnitedHealth Group Incorporated .....		
		.00000	45-4230864				SCA BOSC Holdings, LLC .....	..DE	..NIA	SC Affiliates, LLC .....	Ownership.....	25.000	UnitedHealth Group Incorporated .....		
		.00000	45-4230864				SCA BOSC Holdings, LLC .....	..DE	..NIA	SunSurgery, LLC .....	Ownership.....	25.000	UnitedHealth Group Incorporated .....		
		.00000	45-4230864				SCA BOSC Holdings, LLC .....	..DE	..NIA	Surgery Center Holding, LLC .....	Ownership.....	25.000	UnitedHealth Group Incorporated .....		
		.00000	47-2110605				SCA California Surgical Holdings, LLC .....	..DE	..NIA	National Surgery Centers, LLC .....	Ownership.....	100.000	UnitedHealth Group Incorporated .....		
		.00000	47-3916468				SCA Capital, LLC .....	..DE	..NIA	Surgical Care Affiliates, LLC .....	Ownership.....	100.000	UnitedHealth Group Incorporated .....		
		.00000	47-5030792				SCA Cedar Park Holdings, LLC .....	..DE	..NIA	SCA Austin Holdings, LLC .....	Ownership.....	100.000	UnitedHealth Group Incorporated .....		
		.00000	04-3170801				SCA Danbury Surgical Center, LLC .....	..DE	..NIA	SunSurgery, LLC .....	Ownership.....	100.000	UnitedHealth Group Incorporated .....		
		.00000	62-1535981				SCA Development, LLC .....	..DE	..NIA	SC Affiliates, LLC .....	Ownership.....	100.000	UnitedHealth Group Incorporated .....		
		.00000	98-1372069				SCA eCode Solutions Private Limited .....	..IND	..NIA	eCode Solutions, LLC .....	Ownership.....	100.000	UnitedHealth Group Incorporated .....		
		.00000	45-4230987				SCA EHSC Holdings, LLC .....	..DE	..NIA	National Surgery Centers, LLC .....	Ownership.....	25.000	UnitedHealth Group Incorporated .....		
		.00000	45-4230987				SCA EHSC Holdings, LLC .....	..DE	..NIA	SC Affiliates, LLC .....	Ownership.....	25.000	UnitedHealth Group Incorporated .....		
		.00000	45-4230987				SCA EHSC Holdings, LLC .....	..DE	..NIA	SunSurgery, LLC .....	Ownership.....	25.000	UnitedHealth Group Incorporated .....		
		.00000	45-4230987				SCA EHSC Holdings, LLC .....	..DE	..NIA	Surgery Center Holding, LLC .....	Ownership.....	25.000	UnitedHealth Group Incorporated .....		
		.00000	47-5512838				SCA EWASC Holdings, LLC .....	..DE	..NIA	National Surgery Centers, LLC .....	Ownership.....	25.000	UnitedHealth Group Incorporated .....		
		.00000	47-5512838				SCA EWASC Holdings, LLC .....	..DE	..NIA	SC Affiliates, LLC .....	Ownership.....	25.000	UnitedHealth Group Incorporated .....		
		.00000	47-5512838				SCA EWASC Holdings, LLC .....	..DE	..NIA	SunSurgery, LLC .....	Ownership.....	25.000	UnitedHealth Group Incorporated .....		
		.00000	47-5512838				SCA EWASC Holdings, LLC .....	..DE	..NIA	Surgery Center Holding, LLC .....	Ownership.....	25.000	UnitedHealth Group Incorporated .....		
		.00000	47-5064834				SCA Hays Holdings, LLC .....	..DE	..NIA	SCA Austin Holdings, LLC .....	Ownership.....	100.000	UnitedHealth Group Incorporated .....		

SCHEDULE Y  
PART 1A - DETAIL OF INSURANCE HOLDING COMPANY SYSTEM

1	2	3	4	5	6	7	8	9	10	11	12	13	14	15	16
Group Code	Group Name	NAIC Company Code	ID Number	Federal RSSD	CIK	Name of Securities Exchange if Publicly Traded (U.S. or International)	Names of Parent, Subsidiaries Or Affiliates	Domi-ciliary Location	Relation-ship to Reporting Entity	Directly Controlled by (Name of Entity/Person)	Type of Control (Ownership, Board, Management, Attorney-in-Fact, Influence, Other)	If Control is Owner-ship Provide Per-centage	Ultimate Controlling Entity(ies)/Person(s)	Is an SCA Filing Re-quired? (Y/N)	*
		.00000	36-4869243				SCA HoldCo, Inc.	DE	NIA	Collaborative Care Holdings, LLC	Ownership	100.000	UnitedHealth Group Incorporated		
		.00000	27-1664837				SCA Holding Company, Inc.	DE	NIA	SCA Surgery Holdings, LLC	Ownership	100.000	UnitedHealth Group Incorporated		
		.00000	35-2442147				SCA Idaho Holdings, LLC	DE	NIA	National Surgery Centers, LLC	Ownership	100.000	UnitedHealth Group Incorporated		
		.00000	45-4240475				SCA IEC Holdings, LLC	DE	NIA	National Surgery Centers, LLC	Ownership	25.000	UnitedHealth Group Incorporated		
		.00000	45-4240475				SCA IEC Holdings, LLC	DE	NIA	SC Affiliates, LLC	Ownership	25.000	UnitedHealth Group Incorporated		
		.00000	45-4240475				SCA IEC Holdings, LLC	DE	NIA	SunSurgery, LLC	Ownership	25.000	UnitedHealth Group Incorporated		
		.00000	45-4240475				SCA IEC Holdings, LLC	DE	NIA	Surgery Center Holding, LLC	Ownership	25.000	UnitedHealth Group Incorporated		
		.00000	45-2684108				SCA Indiana Holdings, LLC	DE	NIA	National Surgery Centers, LLC	Ownership	25.000	UnitedHealth Group Incorporated		
		.00000	45-2684108				SCA Indiana Holdings, LLC	DE	NIA	SC Affiliates, LLC	Ownership	25.000	UnitedHealth Group Incorporated		
		.00000	45-2684108				SCA Indiana Holdings, LLC	DE	NIA	SunSurgery, LLC	Ownership	25.000	UnitedHealth Group Incorporated		
		.00000	45-2684108				SCA Indiana Holdings, LLC	DE	NIA	Surgery Center Holding, LLC	Ownership	25.000	UnitedHealth Group Incorporated		
		.00000					SCA Nashville Surgery Center, L.L.C.	TN	NIA	Nashville-SCA Surgery Centers, Inc.	Ownership	99.000	UnitedHealth Group Incorporated		
		.00000					SCA Nashville Surgery Center, L.L.C.	TN	NIA	SC Affiliates, LLC	Ownership	1.000	UnitedHealth Group Incorporated		
		.00000	62-1505276				SCA of Clarksville, Inc.	TN	NIA	Surgical Health, LLC	Ownership	100.000	UnitedHealth Group Incorporated		
		.00000	27-1707364				SCA Pacific Holdings, Inc.	CA	NIA	SC Affiliates, LLC	Ownership	100.000	UnitedHealth Group Incorporated		
		.00000	46-1686425				SCA Pennsylvania Holdings, LLC	DE	NIA	Surgery Center Holding, LLC	Ownership	100.000	UnitedHealth Group Incorporated		
							SCA Premier Surgery Center of Louisville, LLC								
		.00000	72-1386840					DE	NIA	SC Affiliates, LLC	Ownership	100.000	UnitedHealth Group Incorporated		
		.00000	45-4252645				SCA ROCS Holdings, LLC	DE	NIA	National Surgery Centers, LLC	Ownership	25.000	UnitedHealth Group Incorporated		
		.00000	45-4252645				SCA ROCS Holdings, LLC	DE	NIA	SC Affiliates, LLC	Ownership	25.000	UnitedHealth Group Incorporated		
		.00000	45-4252645				SCA ROCS Holdings, LLC	DE	NIA	SunSurgery, LLC	Ownership	25.000	UnitedHealth Group Incorporated		
		.00000	45-4252645				SCA ROCS Holdings, LLC	DE	NIA	Surgery Center Holding, LLC	Ownership	25.000	UnitedHealth Group Incorporated		
		.00000	47-4928368				SCA Southwestern PA, LLC	DE	NIA	SC Affiliates, LLC	Ownership	100.000	UnitedHealth Group Incorporated		
		.00000	47-3165040				SCA Specialists of Florida, LLC	DE	NIA	SCA Surgery Holdings, LLC	Ownership	100.000	UnitedHealth Group Incorporated		
		.00000	46-4898819				SCA SSC Holdings, LLC	DE	NIA	National Surgery Centers, LLC	Ownership	25.000	UnitedHealth Group Incorporated		
		.00000	46-4898819				SCA SSC Holdings, LLC	DE	NIA	SC Affiliates, LLC	Ownership	25.000	UnitedHealth Group Incorporated		
		.00000	46-4898819				SCA SSC Holdings, LLC	DE	NIA	SunSurgery, LLC	Ownership	25.000	UnitedHealth Group Incorporated		
		.00000	46-4898819				SCA SSC Holdings, LLC	DE	NIA	Surgery Center Holding, LLC	Ownership	25.000	UnitedHealth Group Incorporated		
		.00000	45-4266502				SCA SSSC Holdings, LLC	DE	NIA	National Surgery Centers, LLC	Ownership	25.000	UnitedHealth Group Incorporated		
		.00000	45-4266502				SCA SSSC Holdings, LLC	DE	NIA	SC Affiliates, LLC	Ownership	25.000	UnitedHealth Group Incorporated		
		.00000	45-4266502				SCA SSSC Holdings, LLC	DE	NIA	SunSurgery, LLC	Ownership	25.000	UnitedHealth Group Incorporated		
		.00000	45-4266502				SCA SSSC Holdings, LLC	DE	NIA	Surgery Center Holding, LLC	Ownership	25.000	UnitedHealth Group Incorporated		
		.00000	47-5038680				SCA Stonegate Holdings, LLC	DE	NIA	SCA Austin Holdings, LLC	Ownership	100.000	UnitedHealth Group Incorporated		
		.00000	63-1286887				SCA Surgery Center of Cullman, LLC	DE	NIA	SC Affiliates, LLC	Ownership	100.000	UnitedHealth Group Incorporated		
		.00000					SCA Surgery Centers, LLC	DE	NIA	National Surgery Centers, LLC	Ownership	100.000	UnitedHealth Group Incorporated		
		.00000	26-2602268				SCA Surgery Holdings, LLC	DE	NIA	Surgical Care Affiliates, LLC	Ownership	100.000	UnitedHealth Group Incorporated		
		.00000	75-2501088				SCA Surgicare of Laguna Hills, LLC	DE	NIA	Surgery Center Holding, LLC	Ownership	100.000	UnitedHealth Group Incorporated		
		.00000	27-2096767				SCA Teammate Support Network	AL	NIA	Surgical Care Affiliates, LLC	Ownership	100.000	UnitedHealth Group Incorporated		
		.00000	47-1807383				SCA-Aliance, LLC	DE	NIA	SCA Surgery Holdings, LLC	Ownership	100.000	UnitedHealth Group Incorporated		
		.00000	62-1530120				SCA-Blue Ridge, LLC	DE	NIA	SC Affiliates, LLC	Ownership	100.000	UnitedHealth Group Incorporated		
		.00000	47-1535510				SCA-Central Florida, LLC	FL	NIA	SC Affiliates, LLC	Ownership	100.000	UnitedHealth Group Incorporated		
		.00000	58-1709758				SCA-Charleston, LLC	DE	NIA	SCA Surgery Holdings, LLC	Ownership	100.000	UnitedHealth Group Incorporated		
		.00000	81-3301058				SCA-Chevy Chase, LLC	DE	NIA	SC Affiliates, LLC	Ownership	100.000	UnitedHealth Group Incorporated		
		.00000	62-1516306				SCA-Citrus, Inc.	TN	NIA	SC Affiliates, LLC	Ownership	100.000	UnitedHealth Group Incorporated		
		.00000	93-1047471				SCA-Colorado Springs, LLC	DE	NIA	SC Affiliates, LLC	Ownership	100.000	UnitedHealth Group Incorporated		
		.00000	47-4028383				SCA-Davenport, LLC	DE	NIA	SC Affiliates, LLC	Ownership	100.000	UnitedHealth Group Incorporated		
		.00000	81-1594261				SCA-Dublin, LLC	DE	NIA	SC Affiliates, LLC	Ownership	100.000	UnitedHealth Group Incorporated		
		.00000	81-3301305				SCA-Encinitas, Inc.	DE	NIA	Surgical Health, LLC	Ownership	100.000	UnitedHealth Group Incorporated		
		.00000	62-1541235				SCA-Eugene, Inc.	TN	NIA	SC Affiliates, LLC	Ownership	100.000	UnitedHealth Group Incorporated		
		.00000	62-1551099				SCA-Florence, LLC	DE	NIA	SC Affiliates, LLC	Ownership	100.000	UnitedHealth Group Incorporated		
		.00000	93-1067967				SCA-Fort Collins, Inc.	CO	NIA	SC Affiliates, LLC	Ownership	100.000	UnitedHealth Group Incorporated		
		.00000	62-1502719				SCA-Fort Walton, Inc.	TN	NIA	SC Affiliates, LLC	Ownership	100.000	UnitedHealth Group Incorporated		
		.00000	47-3641516				SCA-Franklin, LLC	DE	NIA	SC Affiliates, LLC	Ownership	100.000	UnitedHealth Group Incorporated		
		.00000	81-2727879				SCA-Frederick, LLC	DE	NIA	SC Affiliates, LLC	Ownership	100.000	UnitedHealth Group Incorporated		

**SCHEDULE Y**  
**PART 1A - DETAIL OF INSURANCE HOLDING COMPANY SYSTEM**

1	2	3	4	5	6	7	8	9	10	11	12	13	14	15	16
Group Code	Group Name	NAIC Company Code	ID Number	Federal RSSD	CIK	Name of Securities Exchange if Publicly Traded (U.S. or International)	Names of Parent, Subsidiaries Or Affiliates	Domi-ciliary Location	Relation-ship to Reporting Entity	Directly Controlled by (Name of Entity/Person)	Type of Control (Ownership, Board, Management, Attorney-in-Fact, Influence, Other)	If Control is Owner-ship Provide Percen-tage	Ultimate Controlling Entity(ies)/Person(s)	Is an SCA Filing Re-quired? (Y/N)	*
		.00000	62-1547690				SCA-Gainesville, LLC	DE	NIA	SC Affiliates, LLC	Ownership	100.000	UnitedHealth Group Incorporated		
		.00000	81-1956407				SCA-Gladiolus, LLC	DE	NIA	SC Affiliates, LLC	Ownership	100.000	UnitedHealth Group Incorporated		
		.00000	81-2376695				SCA-Grove Place, LLC	DE	NIA	SC Affiliates, LLC	Ownership	100.000	UnitedHealth Group Incorporated		
		.00000	47-3466283				SCA-Hagerstown, LLC	DE	NIA	SC Affiliates, LLC	Ownership	100.000	UnitedHealth Group Incorporated		
		.00000	81-4605501				SCA-Hamden, LLC	DE	NIA	SC Affiliates, LLC	Ownership	100.000	UnitedHealth Group Incorporated		
		.00000	47-5229514				SCA-Hilton Head, LLC	SC	NIA	SC Affiliates, LLC	Ownership	100.000	UnitedHealth Group Incorporated		
		.00000	62-1506650				SCA-Honolulu, LLC	DE	NIA	SC Affiliates, LLC	Ownership	100.000	UnitedHealth Group Incorporated		
		.00000	81-3445356				SCA-Houston Executive, LLC	DE	NIA	SCA Pacific Holdings, Inc.	Ownership	100.000	UnitedHealth Group Incorporated		
		.00000	81-4905342				SCAI Holdings, LLC	DE	NIA	Collaborative Care Holdings, LLC	Ownership	100.000	UnitedHealth Group Incorporated		
		.00000	81-1666861				SCA-Illinois, LLC	DE	NIA	SCA Surgery Holdings, LLC	Ownership	100.000	UnitedHealth Group Incorporated		
		.00000	81-4292506				SCA-Main Street, LLC	DE	NIA	SC Affiliates, LLC	Ownership	100.000	UnitedHealth Group Incorporated		
		.00000	47-1751165				SCA-Marina Del Ray LLC	FL	NIA	SC Affiliates, LLC	Ownership	100.000	UnitedHealth Group Incorporated		
		.00000	62-1184188				SCA-Mecklenburg Development Corp.	NC	NIA	SC Affiliates, LLC	Ownership	100.000	UnitedHealth Group Incorporated		
		.00000	81-1771410				SCA-Merritt, LLC	DE	NIA	SC Affiliates, LLC	Ownership	100.000	UnitedHealth Group Incorporated		
		.00000	80-0070617				SCA-Mobile, LLC	DE	NIA	SC Affiliates, LLC	Ownership	100.000	UnitedHealth Group Incorporated		
		.00000	81-1320467				SCA-Mokena Properties, LLC	DE	NIA	SCA-Mokena, LLC	Ownership	100.000	UnitedHealth Group Incorporated		
		.00000	81-1065674				SCA-Mokena, LLC	DE	NIA	SC Affiliates, LLC	Ownership	100.000	UnitedHealth Group Incorporated		
		.00000	62-1506655				SCA-Mt. Pleasant, LLC	DE	NIA	SC Affiliates, LLC	Ownership	100.000	UnitedHealth Group Incorporated		
		.00000	81-2850365				SCA-Naperville, LLC	DE	NIA	SC Affiliates, LLC	Ownership	100.000	UnitedHealth Group Incorporated		
		.00000	81-1347328				SCA-ND VBP, Inc.	DE	NIA	SC Affiliates, LLC	Ownership	100.000	UnitedHealth Group Incorporated		
		.00000	47-4418919				SCA-New Jersey, LLC	DE	NIA	SC Affiliates, LLC	Ownership	100.000	UnitedHealth Group Incorporated		
		.00000	47-1760663				SCA-Newport Beach, LLC	CA	NIA	SC Affiliates, LLC	Ownership	100.000	UnitedHealth Group Incorporated		
		.00000	62-1589343				SCA-Northeast Georgia Health, LLC	TN	NIA	SCA-Gainesville, LLC	Ownership	51.000	UnitedHealth Group Incorporated		1
		.00000	62-1538850				SCA-Paoli, LLC	DE	NIA	SC Affiliates, LLC	Ownership	100.000	UnitedHealth Group Incorporated		
		.00000	47-2785908				SCA-Phoenix, LLC	DE	NIA	SC Affiliates, LLC	Ownership	100.000	UnitedHealth Group Incorporated		
		.00000	81-4304317				SCA-River Valley, LLC	DE	NIA	SC Affiliates, LLC	Ownership	100.000	UnitedHealth Group Incorporated		
		.00000	47-1647512				SCA-Rockville, LLC	FL	NIA	SC Affiliates, LLC	Ownership	100.000	UnitedHealth Group Incorporated		
		.00000	81-2963561				SCA-San Diego, Inc.	DE	NIA	Surgical Health, LLC	Ownership	100.000	UnitedHealth Group Incorporated		
		.00000	94-3138088				SCA-San Luis Obispo, LLC	DE	NIA	SC Affiliates, LLC	Ownership	100.000	UnitedHealth Group Incorporated		
		.00000	47-1685878				SCA-Sand Lake, LLC	FL	NIA	SC Affiliates, LLC	Ownership	100.000	UnitedHealth Group Incorporated		
		.00000	88-0185362				SCA-Santa Rosa, Inc.	NV	NIA	SC Affiliates, LLC	Ownership	100.000	UnitedHealth Group Incorporated		
		.00000	62-1179532				SCA-Shelby Development Corp.	TN	NIA	SC Affiliates, LLC	Ownership	100.000	UnitedHealth Group Incorporated		
		.00000	81-3300613				SCA-Somerset, LLC	DE	NIA	SCA Surgery Holdings, LLC	Ownership	100.000	UnitedHealth Group Incorporated		
		.00000	22-3117714				SCA-South Jersey, LLC	DE	NIA	SC Affiliates, LLC	Ownership	100.000	UnitedHealth Group Incorporated		
							National Surgery Centers-Santa Monica, LLC								
		.00000	20-3148262				SCA-Sovereign Santa Monica, LLC	DE	NIA		Ownership	100.000	UnitedHealth Group Incorporated		
		.00000	47-2676325				SCA-Sparta, LLC	DE	NIA	SC Affiliates, LLC	Ownership	100.000	UnitedHealth Group Incorporated		
		.00000	47-4106989				SCA-St. Louis, LLC	MO	NIA	Surgical Health, LLC	Ownership	100.000	UnitedHealth Group Incorporated		
		.00000	47-2890788				SCA-Wilson, LLC	DE	NIA	SCA Surgery Holdings, LLC	Ownership	100.000	UnitedHealth Group Incorporated		
		.00000	81-1159878				SCA-Winchester, LLC	DE	NIA	SC Affiliates, LLC	Ownership	100.000	UnitedHealth Group Incorporated		
		.00000	62-1525777				SCA-Winter Park, Inc.	TN	NIA	SC Affiliates, LLC	Ownership	100.000	UnitedHealth Group Incorporated		
		.00000	27-2635371				SCP Specialty Infusion, LLC	DE	NIA	BrivoRx Infusion Services, Inc.	Ownership	100.000	UnitedHealth Group Incorporated		
		.00000	88-0492251				ScriptNet, LLC	DE	NIA	Healthcare Solutions, Inc.	Ownership	100.000	UnitedHealth Group Incorporated		
		.00000	98-1097822				ScriptSwitch Limited	GBR	NIA	Optum UK Solutions Group Limited	Ownership	100.000	UnitedHealth Group Incorporated		
							Amil Assistência Médica Internacional S.A.								
		.00000	98-1202716				Seisa Serviços Integrados de Saúde Ltda.	BRA	NIA		Ownership	100.000	UnitedHealth Group Incorporated		
							Cemed Care - Empresa de Atendimento Clínico Geral Ltda.								
		.00000	98-1202716				Seisa Serviços Integrados de Saúde Ltda.	BRA	NIA	North American Medical Management -	Ownership	0.000	UnitedHealth Group Incorporated		
							Illinois, Inc.								
		.00000	20-4763091				Senior Care Partners, Inc.	IL	NIA		Ownership	100.000	UnitedHealth Group Incorporated		
		.00000	27-1533951		0001487203		Serquinox Holdings LLC	DE	NIA	BrivoRx Infusion Services, Inc.	Ownership	100.000	UnitedHealth Group Incorporated		
		.00000	45-4233576				SharedClarity, LLC	DE	NIA	United HealthCare Services, Inc.	Ownership	100.000	UnitedHealth Group Incorporated		
		.00000	58-1978974				SHC Atlanta, LLC	DE	NIA	Surgical Health, LLC	Ownership	100.000	UnitedHealth Group Incorporated		
		.00000	58-2013443				SHC Austin, Inc.	TX	NIA	Surgical Health, LLC	Ownership	100.000	UnitedHealth Group Incorporated		

**SCHEDULE Y**  
**PART 1A - DETAIL OF INSURANCE HOLDING COMPANY SYSTEM**

1	2	3	4	5	6	7	8	9	10	11	12	13	14	15	16
Group Code	Group Name	NAIC Company Code	ID Number	Federal RSSD	CIK	Name of Securities Exchange if Publicly Traded (U.S. or International)	Names of Parent, Subsidiaries Or Affiliates	Domi-ciliary Location	Relation-ship to Reporting Entity	Directly Controlled by (Name of Entity/Person)	Type of Control (Ownership, Board, Management, Attorney-in-Fact, Influence, Other)	If Control is Owner-ship Provide Percen-tage	Ultimate Controlling Entity(ies)/Person(s)	Is an SCA Filing Re-quired? (Y/N)	*
0707	UnitedHealth Group Incorporated	.00000	58-2062812				SHC Hawthorn, Inc.	IL	NIA	Surgical Health, LLC	Ownership	100.000	UnitedHealth Group Incorporated		
		.00000	58-2101924				SHC Melbourne, Inc.	FL	NIA	Surgical Health, LLC	Ownership	100.000	UnitedHealth Group Incorporated		
		.00000	62-1223273				Shelby Surgery Properties, Inc.	TN	NIA	SC Affiliates, LLC	Ownership	100.000	UnitedHealth Group Incorporated		
		.71420	94-0734860				Sierra Health and Life Insurance Company, Inc.	NV	IA	Sierra Health Services, Inc.	Ownership	100.000	UnitedHealth Group Incorporated		
		.00000	88-0200415		0000754009		Sierra Health Services, Inc.	NV	NIA	UnitedHealthcare, Inc.	Ownership	100.000	UnitedHealth Group Incorporated		
		.00000	88-0254322				Sierra Health-Care Options, Inc.	NV	NIA	Sierra Health Services, Inc.	Ownership	100.000	UnitedHealth Group Incorporated		
		.00000	88-0385705				Sierra Home Medical Products, Inc.	NV	NIA	Sierra Health Services, Inc.	Ownership	100.000	UnitedHealth Group Incorporated		
		.00000	88-0264562				Sierra Nevada Administrators, Inc.	NV	NIA	Sierra Health Services, Inc.	Ownership	100.000	UnitedHealth Group Incorporated		
		.00000	20-8433398				Somerset Outpatient Surgery, L.L.C.	NJ	NIA	SCA-Somerset, LLC	Ownership	59.999	UnitedHealth Group Incorporated		1
		.00000	88-0201420				Southwest Medical Associates, Inc.	NV	NIA	Sierra Health Services, Inc.	Ownership	100.000	UnitedHealth Group Incorporated		
		.00000	38-2609888				Southwest Michigan Health Network Inc.	MI	NIA	UnitedHealthcare, Inc.	Ownership	100.000	UnitedHealth Group Incorporated		
		.00000	36-4369359				Southwest Surgery Center, LLC	IL	NIA	SCA-Mokena, LLC	Ownership	60.000	UnitedHealth Group Incorporated		1
		.00000	77-0458353				Southwest Surgical Center of Bakersfield, L.P.		NIA	Bakersfield Physicians Plaza Surgical Center, L.P.	Ownership	99.000	UnitedHealth Group Incorporated		31
		.00000	75-2516426				Space Coast Surgery Center, Ltd.	FL	NIA	SCA-Merritt, LLC	Ownership	50.080	UnitedHealth Group Incorporated		32
		.00000	55-0790742				Specialists in Urology Surgery Center, LLC	FL	NIA	SCA Specialists of Florida, LLC	Ownership	60.000	UnitedHealth Group Incorporated		1
		.00000	41-1921983				Specialty Benefits, LLC	DE	NIA	United HealthCare Services, Inc.	Ownership	100.000	UnitedHealth Group Incorporated		
		.00000	20-3412545				Specialty Surgical Center, LLC	NJ	NIA	SCA-Sparta, LLC	Ownership	57.449	UnitedHealth Group Incorporated		1
		.00000	71-0886811				Spectera of New York, IPA, Inc.	NY	NIA	Spectera, Inc.	Ownership	100.000	UnitedHealth Group Incorporated		
		.00000	52-1260282				Spectera, Inc.	MD	NIA	Specialty Benefits, LLC	Ownership	100.000	UnitedHealth Group Incorporated		
		.00000	81-1387232				SPINETRACK 20/20 Inc.	CA	NIA	SCA-ND VBP, Inc.	Ownership	100.000	UnitedHealth Group Incorporated		
		.00000	46-5587702				Sports and Spinal Physical Therapy, Inc.	DC	NIA	Orthology, Inc.	Ownership	100.000	UnitedHealth Group Incorporated		
		.00000	62-1770924				Spotlite, Inc.	DE	NIA	Rally Health, Inc.	Ownership	100.000	UnitedHealth Group Incorporated		
		.00000	41-1348916				SRPS, LLC	DE	NIA	Progressive Solutions, LLC	Ownership	100.000	UnitedHealth Group Incorporated		
		.00000	20-1211544				St. Cloud Surgical Center, LLC	DE	NIA	Surgery Center Holding, LLC	Ownership	100.000	UnitedHealth Group Incorporated		
		.00000	06-1082848				Stonegate Surgery Center, L.P.	TX	NIA	SCA Stonegate Holdings, LLC	Ownership	52.440	UnitedHealth Group Incorporated		33
		.00000	62-1739361				SunSurgery, LLC	DE	NIA	Surgical Care Affiliates, LLC	Ownership	100.000	UnitedHealth Group Incorporated		
		.00000	45-0581955				Surgery Center Holding, LLC	DE	NIA	Surgical Care Affiliates, LLC	Ownership	100.000	UnitedHealth Group Incorporated		
		.00000	62-1509341				Surgery Center of Athens, LLC	GA	NIA	Athens ASC Holdings, LLC	Ownership	100.000	UnitedHealth Group Incorporated		
		.00000	62-1506370				Surgery Center of Boca Raton, Inc.	FL	NIA	Surgical Health, LLC	Ownership	100.000	UnitedHealth Group Incorporated		
		.00000	63-1214140				Surgery Center of Clarksville, L.P.	TN	NIA	SCA of Clarksville, Inc.	Ownership	51.000	UnitedHealth Group Incorporated		34
		.00000	42-1166764				Surgery Center of Colorado Springs, LLC	DE	NIA	SC Affiliates, LLC	Ownership	100.000	UnitedHealth Group Incorporated		
		.00000	72-1349752				Surgery Center of Des Moines, LLC	DE	NIA	Surgery Center Holding, LLC	Ownership	100.000	UnitedHealth Group Incorporated		
		.00000	62-1179537				Surgery Center of Easton, LLC	DE	NIA	SC Affiliates, LLC	Ownership	100.000	UnitedHealth Group Incorporated		
		.00000	63-1231944				Surgery Center of Louisville, LLC	DE	NIA	SC Affiliates, LLC	Ownership	100.000	UnitedHealth Group Incorporated		
		.00000	63-1194204				Surgery Center of Maui, LLC	DE	NIA	SC Affiliates, LLC	Ownership	100.000	UnitedHealth Group Incorporated		
		.00000	11-3701564				Surgery Center of Muskogee, LLC	DE	NIA	SC Affiliates, LLC	Ownership	100.000	UnitedHealth Group Incorporated		
		.00000	63-1212214				Surgery Center of Rockville, L.L.C.	MD	NIA	SCA-Rockville, LLC	Ownership	59.000	UnitedHealth Group Incorporated		1
		.00000	63-1184216				Surgery Center of Southern Pines, LLC	DE	NIA	Surgery Center Holding, LLC	Ownership	100.000	UnitedHealth Group Incorporated		
		.00000	62-1491963				Surgery Center of Summerlin, LLC	DE	NIA	SC Affiliates, LLC	Ownership	100.000	UnitedHealth Group Incorporated		
		.00000	26-1767806				Surgery Center of Vero Beach, Inc.	TN	NIA	Surgical Health, LLC	Ownership	100.000	UnitedHealth Group Incorporated		
		.00000	36-3562598				Surgery Center of Wilson, LLC	NC	NIA	SCA-Wilson, LLC	Ownership	76.450	UnitedHealth Group Incorporated		1
		.00000	68-0282268				Surgery Centers of Des Moines, Ltd.	IA	NIA	Surgery Center of Des Moines, LLC	Ownership	51.000	UnitedHealth Group Incorporated		35
		.00000	33-1187498				Surgery Centers-West Holdings, LLC	DE	NIA	Surgical Care Affiliates, LLC	Ownership	100.000	UnitedHealth Group Incorporated		
		.00000	20-8922307				Surgical Care Affiliates Political Action Committee	AL	NIA	Surgical Care Affiliates, LLC	Ownership	100.000	UnitedHealth Group Incorporated		
		.00000	46-2971080				Surgical Care Affiliates, LLC	DE	NIA	SCAI Holdings, LLC	Ownership	100.000	UnitedHealth Group Incorporated		
		.00000	22-2709324				Surgical Care Partners of Melbourne, LLC	DE	NIA	SHC Melbourne, Inc.	Ownership	68.327	UnitedHealth Group Incorporated		1
		.00000	63-1138507				Surgical Center of South Jersey, Limited Partnership	NJ	NIA	SCA-South Jersey, LLC	Ownership	51.000	UnitedHealth Group Incorporated		36
		.00000	58-1997354				Surgical Center of Tuscaloosa Holdings, LLC	AL	NIA	Surgical Care Affiliates, LLC	Ownership	100.000	UnitedHealth Group Incorporated		
		.00000	58-1941168				Surgical Health of Orlando, Inc.	FL	NIA	Surgical Health, LLC	Ownership	100.000	UnitedHealth Group Incorporated		
		.00000					Surgical Health, LLC	DE	NIA	Surgical Care Affiliates, LLC	Ownership	100.000	UnitedHealth Group Incorporated		

**SCHEDULE Y**  
**PART 1A - DETAIL OF INSURANCE HOLDING COMPANY SYSTEM**

1	2	3	4	5	6	7	8	9	10	11	12	13	14	15	16
Group Code	Group Name	NAIC Company Code	ID Number	Federal RSSD	CIK	Name of Securities Exchange if Publicly Traded (U.S. or International)	Names of Parent, Subsidiaries Or Affiliates	Domi-ciliary Location	Relation-ship to Reporting Entity	Directly Controlled by (Name of Entity/Person)	Type of Control (Ownership, Board, Management, Attorney-in-Fact, Influence, Other)	If Control is Owner-ship Provide Percen-tage	Ultimate Controlling Entity(ies)/Person(s)	Is an SCA Filing Re-quired? (Y/N)	*
		.00000	26-5429310				Surgical Holdings, Inc.	.DE	NIA	Surgical Care Affiliates, LLC	Ownership	100.000	UnitedHealth Group Incorporated		
		.00000	27-0168681				Surgical Hospital Holdings of Oklahoma, LLC	.DE	NIA	SCA Surgery Holdings, LLC	Ownership	100.000	UnitedHealth Group Incorporated		
		.00000	73-1521890				Surgical Hospital of Oklahoma, L.L.C.	.OK	NIA	Surgical Hospital Holdings of Oklahoma, LLC	Ownership	56.000	UnitedHealth Group Incorporated		1
		.00000	75-2157730				Surgicare of Belleville, LLC	.DE	NIA	Surgery Center Holding, LLC	Ownership	100.000	UnitedHealth Group Incorporated		
		.00000	64-0629000				Surgicare of Jackson, LLC	.DE	NIA	Surgery Center Holding, LLC	Ownership	100.000	UnitedHealth Group Incorporated		
		.00000	75-2287141				Surgicare of Joliet, Inc.	.IL	NIA	Surgery Center Holding, LLC	Ownership	100.000	UnitedHealth Group Incorporated		
		.00000	75-2501191				Surgicare of La Veta, Inc.	.CA	NIA	Surgery Centers-West Holdings, LLC	Ownership	100.000	UnitedHealth Group Incorporated		
		.00000	41-1437636				Surgicare of Minneapolis, LLC	.DE	NIA	Surgery Center Holding, LLC	Ownership	100.000	UnitedHealth Group Incorporated		
		.00000	41-1624905				Surgicare of Minneapolis, Ltd.	.MN	NIA	Surgicare of Minneapolis, LLC	Ownership	50.000	UnitedHealth Group Incorporated		37
		.00000	75-2459713				Surgicare of Mobile, LLC	.DE	NIA	Surgery Center Holding, LLC	Ownership	100.000	UnitedHealth Group Incorporated		
		.00000	75-2448926				Surgicare of Oceanside, Inc.	.CA	NIA	Surgery Center Holding, LLC	Ownership	100.000	UnitedHealth Group Incorporated		
		.00000	75-2184730				Surgicare of Owensboro, LLC	.DE	NIA	Surgery Center Holding, LLC	Ownership	100.000	UnitedHealth Group Incorporated		
		.00000	75-2200171				Surgicare of Salem, LLC	.DE	NIA	Surgery Center Holding, LLC	Ownership	100.000	UnitedHealth Group Incorporated		
		.00000	95-3329855				Surgicenters of Southern California, Inc.	.CA	NIA	Surgery Center Holding, LLC	Ownership	100.000	UnitedHealth Group Incorporated		
		.00000					SXC Comet, LLC	.DE	NIA	OptumRx Administrative Services, LLC	Ownership	100.000	UnitedHealth Group Incorporated		
.0707	UnitedHealth Group Incorporated	.00000	46-1536748				Symphonix Health Holdings, LLC	.DE	NIA	United HealthCare Services, Inc.	Ownership	100.000	UnitedHealth Group Incorporated		
		.84549	38-2044243				Symphonix Health Insurance, Inc.	.IL	.IA	Symphonix Health Holdings, LLC	Ownership	100.000	UnitedHealth Group Incorporated		
		.00000	47-4751035				TeamMD Holdings, Inc.	.DE	NIA	AmeriChoice Corporation	Ownership	100.000	UnitedHealth Group Incorporated		
		.00000	47-4850893				TeamMD Iowa, Inc.	.DE	NIA	TeamMD Holdings, Inc.	Ownership	100.000	UnitedHealth Group Incorporated		
		.00000	35-2584893				TeamMD Physicians of Texas, Inc.	.TX	NIA	TeamMD Holdings, Inc.	Ownership	100.000	UnitedHealth Group Incorporated		
		.00000	56-1970224		0001284028		The Lewin Group, Inc.	.NC	NIA	Optum Public Sector Solutions, Inc.	Ownership	100.000	UnitedHealth Group Incorporated		
		.00000	72-1349755				The Surgery Center of Easton, L.P.	.TN	NIA	Surgery Center of Easton, LLC	Ownership	57.000	UnitedHealth Group Incorporated		38
		.00000	26-1479919				Thomas Johnson Surgery Center, LLC	.MD	NIA	SCA-Frederick, LLC	Ownership	60.000	UnitedHealth Group Incorporated		1
		.00000	77-0367271				Thousand Oaks Endoscopy Center, LLC	.CA	NIA	Endoscopy Center Affiliates, Inc.	Ownership	56.400	UnitedHealth Group Incorporated		1
		.00000	25-1825549				Three Rivers Holdings, Inc.	.DE	UDP	AmeriChoice Corporation	Ownership	100.000	UnitedHealth Group Incorporated		
		.00000	63-1194203				Three Rivers Surgical Care, L.P.	.TN	NIA	Muskogee Surgical Investors, LLC	Ownership	51.000	UnitedHealth Group Incorporated		39
		.00000	59-3143128				Tmesys, LLC	.FL	NIA	PMISI Holdings, LLC	Ownership	100.000	UnitedHealth Group Incorporated		
		.00000	98-1287904				Topimagem Diagnóstico por Imagem Ltda.	.BRA	NIA	S.A.	Ownership	89.000	UnitedHealth Group Incorporated		11
		.00000	52-1431155				Travel Express Incorporated	.MD	NIA	FrontierMEDEX, Inc.	Ownership	100.000	UnitedHealth Group Incorporated		
		.00000	47-5088596				TriMed, LLC	.UT	NIA	National MedTrans, LLC	Ownership	100.000	UnitedHealth Group Incorporated		
		.00000	94-3077084				U.S. Behavioral Health Plan, California	.CA	.IA	United Behavioral Health	Ownership	100.000	UnitedHealth Group Incorporated		
		.00000	98-1388279				UHC Finance (Ireland) Unlimited Company	.IRL	NIA	OptumRx, Inc.	Ownership	100.000	UnitedHealth Group Incorporated		
		.00000	98-1113428				UHC Global Health Services BC Ltd.	.CAN	NIA	UnitedHealthcare Global Canada Limited	Ownership	100.000	UnitedHealth Group Incorporated		
		.00000	41-1913059				UHC International Services, Inc.	.DE	NIA	UnitedHealth Group Incorporated	Ownership	100.000	UnitedHealth Group Incorporated		
		.00000	95-2931460		0001225831		UHC of California	.CA	.IA	United HealthCare Services, Inc.	Ownership	100.000	UnitedHealth Group Incorporated		
		.00000					UHCFL LLC	.DE	NIA	OptumRx, Inc.	Ownership	100.000	UnitedHealth Group Incorporated		
		.00000	98-1372063				UHCIG Holdings (Ireland) Limited	.IRL	NIA	United HealthCare Services, Inc.	Ownership	100.000	UnitedHealth Group Incorporated		
		.00000	98-1372064				UHCIG Services (Ireland) Limited	.IRL	NIA	UHCIG Holdings (Ireland) Limited	Ownership	100.000	UnitedHealth Group Incorporated		
		.00000	98-1122490				UHG Brasil Participações S.A.	.BRA	NIA	Participacoes Multiestrategia	Ownership	100.000	UnitedHealth Group Incorporated		
		.00000	41-1921008				UHC Holdings, Inc.	.DE	NIA	United HealthCare Services, Inc.	Ownership	100.000	UnitedHealth Group Incorporated		
		.00000	39-1995276				UMR, Inc.	.DE	NIA	United HealthCare Services, Inc.	Ownership	100.000	UnitedHealth Group Incorporated		
.0707	UnitedHealth Group Incorporated	.91529	52-1996029				Unimerica Insurance Company	.WI	.IA	OptumHealth Holdings, LLC	Ownership	100.000	UnitedHealth Group Incorporated		
							Unimerica Life Insurance Company of New York								
.0707	UnitedHealth Group Incorporated	.11596	01-0637149					.NY	.IA	UnitedHealthcare Insurance Company	Ownership	100.000	UnitedHealth Group Incorporated		
		.00000	25-1877716				Unison Administrative Services, LLC	.PA	NIA	Three Rivers Holdings, Inc.	Ownership	100.000	UnitedHealth Group Incorporated		
		.00000	20-5917714				Unison Health Plan of Delaware, Inc.	.DE	.IA	Three Rivers Holdings, Inc.	Ownership	100.000	UnitedHealth Group Incorporated		
		.00000	94-2649097				United Behavioral Health	.CA	NIA	OptumHealth Holdings, LLC	Ownership	100.000	UnitedHealth Group Incorporated		
							United Behavioral Health of New York, I.P.A., Inc.	.NY	NIA	United Behavioral Health	Ownership	100.000	UnitedHealth Group Incorporated		
		.00000	41-1868911												
		.00000	41-1941615				United Health Foundation	.MN	NIA	UnitedHealth Group Incorporated	Ownership	100.000	UnitedHealth Group Incorporated		
		.00000	41-1289245	3410132	0001310133		United HealthCare Services, Inc.	.MN	NIA	UnitedHealth Group Incorporated	Ownership	100.000	UnitedHealth Group Incorporated		

**SCHEDULE Y**  
**PART 1A - DETAIL OF INSURANCE HOLDING COMPANY SYSTEM**

1	2	3	4	5	6	7	8	9	10	11	12	13	14	15	16
Group Code	Group Name	NAIC Company Code	ID Number	Federal RSSD	CIK	Name of Securities Exchange if Publicly Traded (U.S. or International)	Names of Parent, Subsidiaries Or Affiliates	Domi-ciliary Location	Relation-ship to Reporting Entity	Directly Controlled by (Name of Entity/Person)	Type of Control (Ownership, Board, Management, Attorney-in-Fact, Influence, Other)	If Control is Ownership Provide Percen-tage	Ultimate Controlling Entity(ies)/Person(s)	Is an SCA Filing Re-quired? (Y/N)	*
		.00000	30-0318238				United Resource Networks IPA of New York, Inc.	.NY	.NIA	OptumHealth Care Solutions, LLC	Ownership	100.000	UnitedHealth Group Incorporated		
		.00000	01-0538317				UnitedHealth Advisors, LLC	.ME	.NIA	United HealthCare Services, Inc.	Ownership	100.000	UnitedHealth Group Incorporated		
		.00000	41-1321939	4665014	0000731766	New York Stock Exchange	UnitedHealth Group Incorporated	.DE	.UIP		Ownership	0.000	UnitedHealth Group Incorporated		
		.00000	98-1079826				UnitedHealth Group International GP	.CYM	.NIA	UnitedHealth Group Incorporated	Ownership	100.000	UnitedHealth Group Incorporated		
		.00000	98-1080118				UnitedHealth Group International L.P.	.CYM	.NIA	UnitedHealth Group International GP	Ownership	84.984	UnitedHealth Group Incorporated		40
		.00000	98-1080118				UnitedHealth Group International L.P.	.CYM	.NIA	FMG Holdings, LLC	Ownership	14.815	UnitedHealth Group Incorporated		40
		.00000	98-1080118				UnitedHealth Group International L.P.	.CYM	.NIA	Hygeia Corporation	Ownership	0.201	UnitedHealth Group Incorporated		40
		.00000	46-3311984				UnitedHealth Group Ventures, LLC	.DE	.NIA	UnitedHealth Group Incorporated	Ownership	100.000	UnitedHealth Group Incorporated		
		.00000	41-1917398				UnitedHealth International, Inc.	.DE	.NIA	UnitedHealth Group Incorporated	Ownership	100.000	UnitedHealth Group Incorporated		
							UnitedHealth Military & Veterans Services, LLC	.DE	.NIA	United HealthCare Services, Inc.	Ownership	100.000	UnitedHealth Group Incorporated		
		.00000	26-2574977				UnitedHealth UK Limited	.GBR	.NIA	Optum Solutions UK Holdings Limited	Ownership	100.000	UnitedHealth Group Incorporated		
0707	UnitedHealth Group Incorporated	95174	33-0115163		0001225840		UnitedHealthcare Benefits of Texas, Inc.	.TX	.IA	United HealthCare Services, Inc.	Ownership	100.000	UnitedHealth Group Incorporated		
							UnitedHealthcare Benefits Plan of California								
		.00000	47-3221444					.CA	.IA	United HealthCare Services, Inc.	Ownership	100.000	UnitedHealth Group Incorporated		
		.00000	46-4348775				UnitedHealthcare Community Plan of California, Inc.	.CA	.IA	United HealthCare Services, Inc.	Ownership	100.000	UnitedHealth Group Incorporated		
0707	UnitedHealth Group Incorporated	13168	26-2688274				UnitedHealthcare Community Plan of Georgia, Inc.	.GA	.IA	AmeriChoice Corporation	Ownership	100.000	UnitedHealth Group Incorporated		
0707	UnitedHealth Group Incorporated	12323	56-2451429				UnitedHealthcare Community Plan of Ohio, Inc.	.OH	.RE	Three Rivers Holdings, Inc.	Ownership	100.000	UnitedHealth Group Incorporated		
0707	UnitedHealth Group Incorporated	11141	91-2008361				UnitedHealthcare Community Plan of Texas, L.L.C.	.TX	.IA	Ovations, Inc.	Ownership	100.000	UnitedHealth Group Incorporated		
0707	UnitedHealth Group Incorporated	95467	38-3204052				UnitedHealthcare Community Plan, Inc.	.MI	.IA	AmeriChoice Corporation	Ownership	100.000	UnitedHealth Group Incorporated		
		.00000	98-1200034				UnitedHealthcare Consulting & Assistance Service (Beijing) Co., Ltd.	.CHN	.NIA	UnitedHealthcare International I B.V.	Ownership	100.000	UnitedHealth Group Incorporated		
		.00000	98-1199879				UnitedHealthcare Europe S.à r.l.	.LUX	.NIA	UnitedHealthcare International I S.à r.l.	Ownership	100.000	UnitedHealth Group Incorporated		
		.00000	98-1104429				UnitedHealthcare Global Canada Limited	.CAN	.NIA	UnitedHealthcare International I B.V.	Ownership	100.000	UnitedHealth Group Incorporated		
							UnitedHealthcare Global Medical (UK) Limited								
		.00000	98-1029201					.GBR	.NIA	UnitedHealthcare International I B.V.	Ownership	100.000	UnitedHealth Group Incorporated		
		.00000	98-1099116				UnitedHealthcare India Private Limited	.IND	.NIA	UnitedHealthcare International II B.V.	Ownership	99.994	UnitedHealth Group Incorporated		
		.00000	98-1099116				UnitedHealthcare India Private Limited	.IND	.NIA	UnitedHealth International, Inc.	Ownership	0.007	UnitedHealth Group Incorporated		
0707	UnitedHealth Group Incorporated	79413	36-2739571				UnitedHealthcare Insurance Company	.CT	.IA	UHC Holdings, Inc.	Ownership	100.000	UnitedHealth Group Incorporated		
0707	UnitedHealth Group Incorporated	60318	36-3800349				UnitedHealthcare Insurance Company of Illinois	.IL	.IA	UnitedHealthcare Insurance Company	Ownership	100.000	UnitedHealth Group Incorporated		
0707	UnitedHealth Group Incorporated	60093	11-3283886				UnitedHealthcare Insurance Company of New York	.NY	.IA	UnitedHealthcare Insurance Company	Ownership	100.000	UnitedHealth Group Incorporated		
0707	UnitedHealth Group Incorporated	12231	20-1902768				UnitedHealthcare Insurance Company of the River Valley	.IL	.IA	UnitedHealthcare Services Company of the River Valley, Inc.	Ownership	100.000	UnitedHealth Group Incorporated		
		.00000	86-0618309				UnitedHealthcare Integrated Services, Inc.	.AZ	.IA	Ovations, Inc.	Ownership	100.000	UnitedHealth Group Incorporated		
		.00000	41-1988797				UnitedHealthcare International Asia, LLC	.DE	.NIA	UnitedHealth Group Incorporated	Ownership	100.000	UnitedHealth Group Incorporated		
		.00000	98-1100512				UnitedHealthcare International I B.V.	.NLD	.NIA	UnitedHealth Group International L.P.	Ownership	100.000	UnitedHealth Group Incorporated		
		.00000	98-1079595				UnitedHealthcare International I S.à r.l.	.LUX	.NIA	UnitedHealth Group International L.P.	Ownership	100.000	UnitedHealth Group Incorporated		
		.00000	98-1100980				UnitedHealthcare International II B.V.	.NLD	.NIA	UnitedHealthcare Europe S.à r.l.	Ownership	100.000	UnitedHealth Group Incorporated		
		.00000	98-1079459				UnitedHealthcare International II S.à r.l.	.LUX	.NIA	UnitedHealthcare Europe S.à r.l.	Ownership	100.000	UnitedHealth Group Incorporated		
		.00000	98-1340853				UnitedHealthcare International III B.V.	.NLD	.NIA	UnitedHealthcare International II B.V.	Ownership	100.000	UnitedHealth Group Incorporated		
		.00000	98-1077436				UnitedHealthcare International III S.à r.l.	.LUX	.NIA	UnitedHealthcare Europe S.à r.l.	Ownership	69.999	UnitedHealth Group Incorporated		
										UnitedHealthcare International II S.à r.l.					
		.00000	98-1077436				UnitedHealthcare International III S.à r.l.	.LUX	.NIA		Ownership	30.001	UnitedHealth Group Incorporated		
		.00000	98-1372054				UnitedHealthcare International IV B.V.	.NLD	.NIA	UnitedHealthcare International V S.à r.l.	Ownership	100.000	UnitedHealth Group Incorporated		
		.00000	98-1080926				UnitedHealthcare International IV S.à r.l.	.LUX	.NIA	UnitedHealthcare International III B.V.	Ownership	100.000	UnitedHealth Group Incorporated		
		.00000	98-1387355				UnitedHealthcare International IX S.à r.l.	.LUX	.NIA	UHC Finance (Ireland) Unlimited Company	Ownership	100.000	UnitedHealth Group Incorporated		
		.00000	98-1257473				UnitedHealthcare International V S.à r.l.	.LUX	.NIA	Optum Services (Ireland) Limited	Ownership	100.000	UnitedHealth Group Incorporated		

SCHEDULE Y  
PART 1A - DETAIL OF INSURANCE HOLDING COMPANY SYSTEM

1	2	3	4	5	6	7	8	9	10	11	12	13	14	15	16
Group Code	Group Name	NAIC Company Code	ID Number	Federal RSSD	CIK	Name of Securities Exchange if Publicly Traded (U.S. or International)	Names of Parent, Subsidiaries Or Affiliates	Domi-ciliary Location	Relation-ship to Reporting Entity	Directly Controlled by (Name of Entity/Person)	Type of Control (Ownership, Board, Management, Attorney-in-Fact, Influence, Other)	If Control is Owner-ship Provide Percen-tage	Ultimate Controlling Entity(ies)/Person(s)	Is an SCA Filing Re-quired? (Y/N)	*
		.00000	98-1372058				UnitedHealthcare International VI S.à r.l.	LUX	NIA	UnitedHealth Group International L.P.	Ownership	100.000	UnitedHealth Group Incorporated		
		.00000	98-1372060				UnitedHealthcare International VII S.à r.l.	LUX	NIA	UnitedHealth Group International L.P.	Ownership	100.000	UnitedHealth Group Incorporated		
							UnitedHealthcare International VIII S.à r.l.			UnitedHealthcare International VII S.à r.l.					
		.00000	98-1372062					LUX	NIA		Ownership	100.000	UnitedHealth Group Incorporated		
.0707	UnitedHealth Group Incorporated	.97179	86-0207231				UnitedHealthcare Life Insurance Company	WI	IA	Golden Rule Financial Corporation	Ownership	100.000	UnitedHealth Group Incorporated		
.0707	UnitedHealth Group Incorporated	.95784	63-0899562				UnitedHealthcare of Alabama, Inc.	AL	IA	UnitedHealthcare, Inc.	Ownership	100.000	UnitedHealth Group Incorporated		
.0707	UnitedHealth Group Incorporated	.96016	86-0507074				UnitedHealthcare of Arizona, Inc.	AZ	IA	UnitedHealthcare, Inc.	Ownership	100.000	UnitedHealth Group Incorporated		
.0707	UnitedHealth Group Incorporated	.95446	63-1036819				UnitedHealthcare of Arkansas, Inc.	AR	IA	UnitedHealthcare, Inc.	Ownership	100.000	UnitedHealth Group Incorporated		
.0707	UnitedHealth Group Incorporated	.95090	84-1004639				UnitedHealthcare of Colorado, Inc.	CO	IA	UnitedHealthcare, Inc.	Ownership	100.000	UnitedHealth Group Incorporated		
.0707	UnitedHealth Group Incorporated	.95264	59-1293865				UnitedHealthcare of Florida, Inc.	FL	IA	UnitedHealthcare, Inc.	Ownership	100.000	UnitedHealth Group Incorporated		
.0707	UnitedHealth Group Incorporated	.95850	58-1653544				UnitedHealthcare of Georgia, Inc.	GA	IA	UnitedHealthcare, Inc.	Ownership	100.000	UnitedHealth Group Incorporated		
.0707	UnitedHealth Group Incorporated	.95776	36-3280214				UnitedHealthcare of Illinois, Inc.	IL	IA	UnitedHealthcare, Inc.	Ownership	100.000	UnitedHealth Group Incorporated		
.0707	UnitedHealth Group Incorporated	.96644	62-1240316				UnitedHealthcare of Kentucky, Ltd.	KY	IA	United HealthCare Services, Inc.	Ownership	94.180	UnitedHealth Group Incorporated		41
.0707	UnitedHealth Group Incorporated	.96644	62-1240316				UnitedHealthcare of Kentucky, Ltd.	KY	IA	UnitedHealthcare, Inc.	Ownership	5.820	UnitedHealth Group Incorporated		41
.0707	UnitedHealth Group Incorporated	.95833	72-1074008				UnitedHealthcare of Louisiana, Inc.	LA	IA	UnitedHealthcare, Inc.	Ownership	100.000	UnitedHealth Group Incorporated		
.0707	UnitedHealth Group Incorporated	.95716	63-1036817				UnitedHealthcare of Mississippi, Inc.	MS	IA	UnitedHealthcare, Inc.	Ownership	100.000	UnitedHealth Group Incorporated		
.0707	UnitedHealth Group Incorporated	.95149	05-0413469				UnitedHealthcare of New England, Inc.	RI	IA	United HealthCare Services, Inc.	Ownership	100.000	UnitedHealth Group Incorporated		
.0707	UnitedHealth Group Incorporated	.13214	26-2697886				UnitedHealthcare of New Mexico, Inc.	NM	IA	UnitedHealthcare Insurance Company	Ownership	100.000	UnitedHealth Group Incorporated		
.0707	UnitedHealth Group Incorporated	.95085	06-1172891				UnitedHealthcare of New York, Inc.	NY	IA	AmeriChoice Corporation	Ownership	100.000	UnitedHealth Group Incorporated		
.0707	UnitedHealth Group Incorporated	.95103	56-1461010				UnitedHealthcare of North Carolina, Inc.	NC	IA	UnitedHealthcare, Inc.	Ownership	100.000	UnitedHealth Group Incorporated		
.0707	UnitedHealth Group Incorporated	.95186	31-1142815				UnitedHealthcare of Ohio, Inc.	OH	IA	United HealthCare Services, Inc.	Ownership	100.000	UnitedHealth Group Incorporated		
.0707	UnitedHealth Group Incorporated	.96903	33-0115166				UnitedHealthcare of Oklahoma, Inc.	OK	IA	United HealthCare Services, Inc.	Ownership	100.000	UnitedHealth Group Incorporated		
.0707	UnitedHealth Group Incorporated	.95893	93-0938819		0001225824		UnitedHealthcare of Oregon, Inc.	OR	IA	United HealthCare Services, Inc.	Ownership	100.000	UnitedHealth Group Incorporated		
.0707	UnitedHealth Group Incorporated	.95220	25-1756858				UnitedHealthcare of Pennsylvania, Inc.	PA	IA	Three Rivers Holdings, Inc.	Ownership	100.000	UnitedHealth Group Incorporated		
.0707	UnitedHealth Group Incorporated	.95765	95-3939697				UnitedHealthcare of Texas, Inc.	TX	IA	UnitedHealthcare, Inc.	Ownership	100.000	UnitedHealth Group Incorporated		
.0707	UnitedHealth Group Incorporated	.95025	52-1130183				UnitedHealthcare of the Mid-Atlantic, Inc.	MD	IA	UnitedHealthcare, Inc.	Ownership	100.000	UnitedHealth Group Incorporated		
.0707	UnitedHealth Group Incorporated	.95591	47-0676824				UnitedHealthcare of the Midlands, Inc.	NE	IA	UnitedHealthcare, Inc.	Ownership	100.000	UnitedHealth Group Incorporated		
.0707	UnitedHealth Group Incorporated	.96385	43-1361841				UnitedHealthcare of the Midwest, Inc.	MO	IA	UnitedHealthcare, Inc.	Ownership	100.000	UnitedHealth Group Incorporated		
.0707	UnitedHealth Group Incorporated	.95501	41-1488563				UnitedHealthcare of Utah, Inc.	UT	IA	UnitedHealthcare, Inc.	Ownership	100.000	UnitedHealth Group Incorporated		
.0707	UnitedHealth Group Incorporated	.48038	91-1312551		0001225843		UnitedHealthcare of Washington, Inc.	WA	IA	United HealthCare Services, Inc.	Ownership	100.000	UnitedHealth Group Incorporated		
.0707	UnitedHealth Group Incorporated	.95710	39-1555888				UnitedHealthcare of Wisconsin, Inc.	WI	IA	UnitedHealthcare, Inc.	Ownership	100.000	UnitedHealth Group Incorporated		
.0707	UnitedHealth Group Incorporated	.95378	36-3379945				UnitedHealthcare Plan of the River Valley, Inc.	IL	IA	UnitedHealthcare Services Company of the River Valley, Inc.	Ownership	100.000	UnitedHealth Group Incorporated		
							UnitedHealthcare Risk Designated Activity Company	JRL	NIA	UHC9 Holdings (Ireland) Limited	Ownership	100.000	UnitedHealth Group Incorporated		
		.00000	98-1372065				UnitedHealthcare Service LLC	DE	NIA	UnitedHealthcare Insurance Company	Ownership	100.000	UnitedHealth Group Incorporated		
		.00000	47-0854646				UnitedHealthcare Services Company of the River Valley, Inc.	DE	NIA	UnitedHealthcare, Inc.	Ownership	100.000	UnitedHealth Group Incorporated		
		.00000	36-3355110				UnitedHealthcare Specialty Benefits, LLC	ME	NIA	Specialty Benefits, LLC	Ownership	100.000	UnitedHealth Group Incorporated		
		.00000	01-0518346				UnitedHealthcare, Inc.	DE	NIA	United HealthCare Services, Inc.	Ownership	100.000	UnitedHealth Group Incorporated		
		.00000	41-1922511				Upland Outpatient Surgical Center, L.P.	CA	NIA	NSC Upland, LLC	Ownership	80.000	UnitedHealth Group Incorporated		42
		.00000	33-0812827				Urgent Care Holdings, Inc.	DE	NIA	Optum Clinics Intermediate Holdings, Inc.	Ownership	100.000	UnitedHealth Group Incorporated		
		.00000	26-0382877		0001453198		Urgent Care MSO, LLC	DE	NIA	Urgent Care Holdings, Inc.	Ownership	100.000	UnitedHealth Group Incorporated		
		.00000	26-3667220				Urology Associates of North Texas, P.L.L.C.	TX	NIA	USMD Affiliated Services	Ownership	100.000	UnitedHealth Group Incorporated		
		.00000	75-2613230				USMD Administrative Services, L.L.C.	TX	NIA	USMD Inc.	Ownership	100.000	UnitedHealth Group Incorporated		
		.00000	20-8048861				USMD Affiliated Services	TX	NIA	USMD Inc.	Ownership	100.000	UnitedHealth Group Incorporated		
		.00000	27-2956222				USMD Holdings, Inc.	DE	NIA	WellMed Medical Management, Inc.	Ownership	100.000	UnitedHealth Group Incorporated		
		.00000	27-2866866		0001507881		USMD Inc.	TX	NIA	USMD Holdings, Inc.	Ownership	100.000	UnitedHealth Group Incorporated		
		.00000	20-8050318		0001404693		USMD PPM, LLC	TX	NIA	USMD Inc.	Ownership	100.000	UnitedHealth Group Incorporated		
		.00000	35-2446102				Valley Physicians Network, Inc.	CA	NIA	PrimeCare Medical Network, Inc.	Ownership	100.000	UnitedHealth Group Incorporated		
		.00000	87-0757396				Wauwatosa Outpatient Surgery Center, LLC	DE	NIA	Surgery Centers-West Holdings, LLC	Ownership	100.000	UnitedHealth Group Incorporated		
		.00000	36-3469841				Wauwatosa Surgery Center, Limited Partnership								
		.00000	36-3469839				Wayland Square Surgicare Acquisition, L.P.	WI	NIA	Wauwatosa Outpatient Surgery Center, LLC	Ownership	51.000	UnitedHealth Group Incorporated		43
		.00000	20-5429310					RI	NIA	Wayland Square Surgicare GP, Inc.	Ownership	59.000	UnitedHealth Group Incorporated		44

SCHEDULE Y  
PART 1A - DETAIL OF INSURANCE HOLDING COMPANY SYSTEM

1	2	3	4	5	6	7	8	9	10	11	12	13	14	15	16
Group Code	Group Name	NAIC Company Code	ID Number	Federal RSSD	CIK	Name of Securities Exchange if Publicly Traded (U.S. or International)	Names of Parent, Subsidiaries Or Affiliates	Domi-ciliary Location	Relation-ship to Reporting Entity	Directly Controlled by (Name of Entity/Person)	Type of Control (Ownership, Board, Management, Attorney-in-Fact, Influence, Other)	If Control is Owner-ship Provide Percen-tage	Ultimate Controlling Entity(ies)/Person(s)	Is an SCA Filing Re-quired? (Y/N)	*
		.00000	75-2500274				Wayland Square Surgicare GP, Inc. ....	RI	NIA	Surgery Center Holding, LLC .....	Ownership.....	100.000	UnitedHealth Group Incorporated .....		
		.00000	74-2797745				WellMed Medical Management of Florida, Inc. .	FL	NIA	WellMed Medical Management, Inc. ....	Ownership.....	100.000	UnitedHealth Group Incorporated .....		
		.00000	74-2786364				WellMed Medical Management, Inc. ....	TX	NIA	Collaborative Care Holdings, LLC .....	Ownership.....	80.000	UnitedHealth Group Incorporated .....	30	
		.00000	41-2250215				WellMed Networks – DFW, Inc. ....	TX	NIA	WellMed Medical Management, Inc. ....	Ownership.....	50.000	UnitedHealth Group Incorporated .....	30	
		.00000	27-2809113				West Coast Endoscopy Holdings, LLC .....	DE	NIA	SCA Surgery Holdings, LLC .....	Ownership.....	100.000	UnitedHealth Group Incorporated .....		
		.00000	45-0636596				WESTMED Practice Partners LLC .....	DE	NIA	Collaborative Care Holdings, LLC .....	Ownership.....	86.150	UnitedHealth Group Incorporated .....	30	
		.00000	46-5548304				Winchester Endoscopy, LLC .....	IL	NIA	SCA-Winchester, LLC .....	Ownership.....	51.000	UnitedHealth Group Incorporated .....	1	
		.00000	62-1587564				Winter Park, LLC .....	TN	NIA	SCA-Winter Park, Inc. ....	Ownership.....	51.000	UnitedHealth Group Incorporated .....	1	
		.00000	52-2102846		0001314524		XLHealth Corporation .....	MD	NIA	United HealthCare Services, Inc. ....	Ownership.....	100.000	UnitedHealth Group Incorporated .....		
		.00000	98-1107695				XLHealth Corporation India Private Limited ..	IND	NIA	XLHealth Corporation .....	Ownership.....	100.000	UnitedHealth Group Incorporated .....		
							Your Health Options Insurance Services, Inc.								
		.00000	11-3764012					CA	NIA	PrimeCare Medical Network, Inc. ....	Ownership.....	100.000	UnitedHealth Group Incorporated .....		
		.00000	27-0172594				Your Partner in Health Services, Inc. ....	IL	NIA	North American Medical Management – Illinois, Inc. ....	Ownership.....	100.000	UnitedHealth Group Incorporated .....		

Asterisk	Explanation
1	TBD – minority ownership information will be disclosed in a future reporting period .....
2	The remaining percentage is owned by the former controlling shareholders of the Company. ....
3	NSC Lancaster, LLC holds a 81.24% limited partnership interest and a 1% general partnership interest in Antelope Valley Surgery Center, L.P. ....
4	Surgery Center Holding, LLC holds a 51% general partnership interest and a 23.94% limited partnership interest in B.R.A.S.S. Partnership in Commendam .....
5	Bakersfield-SC, LLC holds a 25% general partnership interest and a 71% limited partnership interest in Bakersfield Physicians Plaza Surgical Center, L.P. ....
6	Blackstone Valley Surgicare GP, LLC holds a 40% general partnership interest and a 59% limited partnership interest in Blackstone Valley Surgicare Acquisition, L.P. ....
7	SCA-Citrus, Inc. holds a 52% general partnership interest and a 5% limited partnership interest in Citrus Regional Surgery Center, L.P. ....
8	The remaining percentage is owned by a non-affiliated entity. ....
9	SCA-Colorado Springs, LLC holds a 51% general partnership interest and a 44% limited partnership interest in Colorado Springs Surgery Center, Ltd. ....
10	Connecticut Surgical Center, LLC holds a 51% general partnership interest and a 14% limited partnership interest in Connecticut Surgery Center, Limited Partnership. ....
11	The remaining percentage is owned by external shareholder(s) or investors. ....
12	The remaining 0.353520% owned by external shareholders and 0.016254% owned by Treasury Shares. ....
13	SCA-Florence, LLC holds a 50% general partnership interest in Florence Surgery Center, L.P. ....
14	The remaining percentage is owned by officer(s) of the Company. ....
15	Gadsden Surgery Center, LLC holds a 51% general partnership interest and a 6.5% limited partnership interest in Gadsden Surgery Center, Ltd. ....
16	SCA-Northeast Georgia Health, LLC holds a 51% general partnership interest and a 35% limited partnership interest in Gainesville Surgery Center, L.P. ....
17	Surgery Centers-West Holdings, LLC holds a 71% limited partnership interest and a 1% general partnership interest in Golden Triangle Surgicenter, L.P. ....
18	The remaining 13.012% is owned by Hospital Alvorada de Taguatinga Ltda. and 29.576% is owned by external shareholders. ....
19	Surgery Center of Vero Beach, Inc. holds a 40% general partnership interest and a 59% limited partnership interest in Indian River Surgery Center, Ltd. ....
20	Redlands Ambulatory Surgery Center holds a 51% general partnership interest and a 7.22% limited partnership interest in Inland Surgery Center, L.P. SC Affiliates also holds a 13.03% limited partnership interest in Inland Surgery Center, L.P. ....
21	Surgery Center of Louisville, LLC holds a 51% general partnership interest and a 14.4% limited partnership interest in Louisville S.C., Ltd. ....
22	SCA-Eugene, Inc. holds a 51% general partnership interest and a 41% limited partnership interest in McKenzie Surgery Center, L.P. ....
23	Mississippi Surgery Holdings, LLC holds a 41% general partnership interest and a 59% limited partnership interest in Mississippi Surgical Center Limited Partnership. ....
24	SCA-Mt. Pleasant, LLC holds a 51% general partnership interest and a 44.41% limited partnership interest in Mt. Pleasant Surgery Center, L.P. ....
25	Northern Rockies Surgicenter, Inc. holds a 51% general partnership interest and a 4.25% limited partnership interest in Northern Rockies Surgery Center, L.P. ....
26	Northwest Surgicare, LLC holds a 51% general partnership interest and a 5% limited partnership interest in Northwest Surgicare, Ltd., an IL Limited Partnership .....
27	The remaining percentage is owned by the Companies officers and/or directors. ....
28	Pasteur Plaza Surgery Center GP, Inc. holds a 51% general partnership interest and a 27.706% limited partnership interest in Pasteur Plaza Surgery Center, L.P. ....
29	Pomerado Outpatient Surgical Center, Inc. holds a 50.75% general partnership interest and 6% limited partnership interest in Pomerado Outpatient Surgical Center, L.P. ....
30	The remaining percentage is owned by a non-affiliated entity. ....
31	Bakersfield Physicians Plaza Surgical Center, L.P. holds a 99% general partnership interest and Physicians Plaza Holdings, LLC holds a 1% limited partnership interest in Southwest Surgical Center of Bakersfield, L.P. ....
32	SCA-Merritt, LLC holds a 50.08% general partnership interest in Space Coast Surgery Center, Ltd. ....

STATEMENT AS OF SEPTEMBER 30, 2017 OF THE UnitedHealthcare Community Plan of Ohio, Inc.

Asterisk	Explanation
33 .....	SCA Stonegate Holdings, LLC holds a 52% general partnership interest in Stonegate Surgery Center, L.P. ....
34 .....	SCA of Clarksville, Inc. holds a 51% general partnership interest and a 49% limited partnership interest in Surgery Center of Clarksville, L.P. ....
35 .....	Surgery Center of Des Moines, LLC holds a 51% general partnership interest and a 14.85% limited partnership interest in Surgery Centers of Des Moines, Ltd., an IA Limited Partnership ....
36 .....	SCA-South Jersey, LLC holds a 51% general partnership interest and a 19.95% limited partnership interest in Surgical Center of South Jersey, Limited Partnership. SC Affiliates, LLC also holds a 0.73% limited partnership interest in Surgical Center of South Jersey, Limited Partnership. ....
37 .....	Surgicare of Minneapolis, LLC holds a 50% general partnership interest and a 30.5% limited partnership interest in Surgicare of Minneapolis, Ltd., a MN Limited Partnership ....
38 .....	Surgery Center of Easton, LLC holds a 57% general partnership interest in The Surgery Center of Easton, L.P. ....
39 .....	Muskogee Surgical Investors, LLC holds a 51% general partnership interest and a 17.5% limited partnership interest in Three Rivers Surgical Care, L.P. ....
40 .....	UnitedHealth Group International GP is the general partner. ....
41 .....	The general partnership interest of 89.77% is held by United HealthCare Services, Inc. (UHS) and 10.23% is held by UnitedHealthcare, Inc. (UHC). UHS also holds 100% of the limited partnership interests. When combining general and limited partner interests, UHS owns 94.18% and UHC owns 5.82%. ....
42 .....	NSC Upland, LLC holds an 80% general partnership interest and a 12.81% limited partnership interest in Upland Outpatient Surgical Center, L.P. ....
43 .....	Wauwatosa Outpatient Surgery Center, LLC holds a 51% limited partnership interest in Wauwatosa Surgery Center, Limited Partnership. ....
44 .....	Wayland Square Surgicare GP, Inc. holds a 40% general partnership interest and a 59% limited partnership interest in Wayland Square Surgicare Acquisition, L.P. ....

SUPPLEMENTAL EXHIBITS AND SCHEDULES INTERROGATORIES

The following supplemental reports are required to be filed as part of your statement filing. However, in the event that your company does not transact the type of business for which the special report must be filed, your response of NO to the specific interrogatory will be accepted in lieu of filing a "NONE" report and a bar code will be printed below. If the supplement is required of your company but is not being filed for whatever reason enter SEE EXPLANATION and provide an explanation following the interrogatory questions.

Response

1. Will the Medicare Part D Coverage Supplement be filed with the state of domicile and the NAIC with this statement? .....

NO

Explanation:

1. No Medicare Part D Supplement business to report.

Bar Code:

1. Medicare Part D Coverage Supplement [Document Identifier 365]



**OVERFLOW PAGE FOR WRITE-INS**

**NONE**

SCHEDULE A - VERIFICATION

Real Estate

	1 Year to Date	2 Prior Year Ended December 31
1. Book/adjusted carrying value, December 31 of prior year		
2. Cost of acquired:		
2.1 Actual cost at time of acquisition		
2.2 Additional investment made after acquisition		
3. Current year change in encumbrances		
4. Total gain (loss) on disposals		
5. Deduct amounts received on disposals		
6. Total foreign exchange change in book/adjusted carrying value		
7. Deduct current year's other than temporary impairment recognized		
8. Deduct current year's depreciation		
9. Book/adjusted carrying value at the end of current period (Lines 1+2+3+4-5+6-7-8)		
10. Deduct total nonadmitted amounts		
11. Statement value at end of current period (Line 9 minus Line 10)		

SCHEDULE B - VERIFICATION

Mortgage Loans

	1 Year to Date	2 Prior Year Ended December 31
1. Book value/recorded investment excluding accrued interest, December 31 of prior year		
2. Cost of acquired:		
2.1 Actual cost at time of acquisition		
2.2 Additional investment made after acquisition		
3. Capitalized deferred interest and other		
4. Accrual of discount		
5. Unrealized valuation increase (decrease)		
6. Total gain (loss) on disposals		
7. Deduct amounts received on disposals		
8. Deduct amortization of premium and mortgage interest paid and commitment fees		
9. Total foreign exchange change in book value/recorded investment excluding accrued interest		
10. Deduct current year's other than temporary impairment recognized		
11. Book value/recorded investment excluding accrued interest at end of current period (Lines 1+2+3+4+5+6-7-8+9-10)		
12. Total valuation allowance		
13. Subtotal (Line 11 plus Line 12)		
14. Deduct total nonadmitted amounts		
15. Statement value at end of current period (Line 13 minus Line 14)		

SCHEDULE BA - VERIFICATION

Other Long-Term Invested Assets

	1 Year to Date	2 Prior Year Ended December 31
1. Book/adjusted carrying value, December 31 of prior year		
2. Cost of acquired:		
2.1 Actual cost at time of acquisition		
2.2 Additional investment made after acquisition		
3. Capitalized deferred interest and other		
4. Accrual of discount		
5. Unrealized valuation increase (decrease)		
6. Total gain (loss) on disposals		
7. Deduct amounts received on disposals		
8. Deduct amortization of premium and depreciation		
9. Total foreign exchange change in book/adjusted carrying value		
10. Deduct current year's other than temporary impairment recognized		
11. Book/adjusted carrying value at end of current period (Lines 1+2+3+4+5+6-7-8+9-10)		
12. Deduct total nonadmitted amounts		
13. Statement value at end of current period (Line 11 minus Line 12)		

SCHEDULE D - VERIFICATION

Bonds and Stocks

	1 Year to Date	2 Prior Year Ended December 31
1. Book/adjusted carrying value of bonds and stocks, December 31 of prior year	291,492,702	279,227,800
2. Cost of bonds and stocks acquired	42,859,159	107,054,390
3. Accrual of discount	34,407	55,079
4. Unrealized valuation increase (decrease)	0	0
5. Total gain (loss) on disposals	152,907	1,415,414
6. Deduct consideration for bonds and stocks disposed of	39,800,501	92,517,952
7. Deduct amortization of premium	3,002,083	3,742,029
8. Total foreign exchange change in book/adjusted carrying value	0	0
9. Deduct current year's other than temporary impairment recognized	0	0
10. Book/adjusted carrying value at end of current period (Lines 1+2+3+4+5-6-7+8-9)	291,736,591	291,492,702
11. Deduct total nonadmitted amounts	0	0
12. Statement value at end of current period (Line 10 minus Line 11)	291,736,591	291,492,702

SCHEDULE D - PART 1B

Showing the Acquisitions, Dispositions and Non-Trading Activity  
During the Current Quarter for all Bonds and Preferred Stock by NAIC Designation

NAIC Designation	1 Book/Adjusted Carrying Value Beginning of Current Quarter	2 Acquisitions During Current Quarter	3 Dispositions During Current Quarter	4 Non-Trading Activity During Current Quarter	5 Book/Adjusted Carrying Value End of First Quarter	6 Book/Adjusted Carrying Value End of Second Quarter	7 Book/Adjusted Carrying Value End of Third Quarter	8 Book/Adjusted Carrying Value December 31 Prior Year
BONDS								
1. NAIC 1 (a) .....	338,840,374	458,268,149	402,354,782	(425,209)	367,471,653	338,840,374	394,328,532	342,407,701
2. NAIC 2 (a) .....	40,202,844	2,165,292	596,141	(504,823)	37,226,567	40,202,844	41,267,172	35,458,234
3. NAIC 3 (a) .....	0	0	0	0	0	0	0	0
4. NAIC 4 (a) .....	0	0	0	0	0	0	0	0
5. NAIC 5 (a) .....	0	0	0	0	0	0	0	0
6. NAIC 6 (a) .....	0	0	0	0	0	0	0	0
7. Total Bonds	379,043,218	460,433,441	402,950,923	(930,032)	404,698,220	379,043,218	435,595,704	377,865,935
PREFERRED STOCK								
8. NAIC 1 .....	0	0	0	0	0	0	0	0
9. NAIC 2 .....	0	0	0	0	0	0	0	0
10. NAIC 3 .....	0	0	0	0	0	0	0	0
11. NAIC 4 .....	0	0	0	0	0	0	0	0
12. NAIC 5 .....	0	0	0	0	0	0	0	0
13. NAIC 6 .....	0	0	0	0	0	0	0	0
14. Total Preferred Stock .....	0	0	0	0	0	0	0	0
15. Total Bonds and Preferred Stock	379,043,218	460,433,441	402,950,923	(930,032)	404,698,220	379,043,218	435,595,704	377,865,935

(a) Book/Adjusted Carrying Value column for the end of the current reporting period includes the following amount of short-term and cash equivalent bonds by NAIC designation:  
NAIC 1 \$ .....143,859,110 ; NAIC 2 \$ .....0 ; NAIC 3 \$ .....0 NAIC 4 \$ .....0 ; NAIC 5 \$ .....0 ; NAIC 6 \$ .....0

SCHEDULE DA - PART 1

Short-Term Investments

	1	2	3	4	5
	Book/Adjusted Carrying Value	Par Value	Actual Cost	Interest Collected Year-to-Date	Paid for Accrued Interest Year-to-Date
9199999 Totals	140,861,738	xxx	140,862,602	153,414	227

SCHEDULE DA - VERIFICATION

Short-Term Investments

	1	2
	Year To Date	Prior Year Ended December 31
1. Book/adjusted carrying value, December 31 of prior year .....	84,503,386	41,394,453
2. Cost of short-term investments acquired .....	1,346,982,201	1,861,531,241
3. Accrual of discount .....	0	0
4. Unrealized valuation increase (decrease) .....	0	0
5. Total gain (loss) on disposals .....	0	0
6. Deduct consideration received on disposals .....	1,290,622,984	1,818,332,666
7. Deduct amortization of premium .....	865	89,642
8. Total foreign exchange change in book/adjusted carrying value .....	0	0
9. Deduct current year's other than temporary impairment recognized .....	0	0
10. Book/adjusted carrying value at end of current period (Lines 1+2+3+4+5-6-7+8-9) .....	140,861,738	84,503,386
11. Deduct total nonadmitted amounts .....	0	0
12. Statement value at end of current period (Line 10 minus Line 11)	140,861,738	84,503,386

Schedule DB - Part A - Verification - Options, Caps, Floors, Collars, Swaps and Forwards

**N O N E**

Schedule DB - Part B - Verification - Futures Contracts

**N O N E**

Schedule DB - Part C - Section 1 - Replication (Synthetic Asset) Transactions (RSATs) Open

**N O N E**

Schedule DB-Part C-Section 2-Reconciliation of Replication (Synthetic Asset) Transactions Open

**N O N E**

Schedule DB - Verification - Book/Adjusted Carrying Value, Fair Value and Potential Exposure of  
Derivatives

**N O N E**

SCHEDULE E - VERIFICATION

(Cash Equivalents)

	1	2
	Year To Date	Prior Year Ended December 31
1. Book/adjusted carrying value, December 31 of prior year .....	1,869,843	1,099,923
2. Cost of cash equivalents acquired .....	9,643,979	5,669,141
3. Accrual of discount .....	5,610	520
4. Unrealized valuation increase (decrease) .....	0	0
5. Total gain (loss) on disposals .....	86	35
6. Deduct consideration received on disposals .....	8,518,958	4,899,776
7. Deduct amortization of premium .....	3,188	0
8. Total foreign exchange change in book/adjusted carrying value .....	0	0
9. Deduct current year's other than temporary impairment recognized .....	0	0
10. Book/adjusted carrying value at end of current period (Lines 1+2+3+4+5-6-7+8-9) .....	2,997,372	1,869,843
11. Deduct total nonadmitted amounts .....	0	0
12. Statement value at end of current period (Line 10 minus Line 11)	2,997,372	1,869,843

Schedule A - Part 2 - Real Estate Acquired and Additions Made

**N O N E**

Schedule A - Part 3 - Real Estate Disposed

**N O N E**

Schedule B - Part 2 - Mortgage Loans Acquired and Additions Made

**N O N E**

Schedule B - Part 3 - Mortgage Loans Disposed, Transferred or Repaid

**N O N E**

Schedule BA - Part 2 - Other Long-Term Invested Assets Acquired and Additions Made

**N O N E**

Schedule BA - Part 3 - Other Long-Term Invested Assets Disposed, Transferred or Repaid

**N O N E**

STATEMENT AS OF SEPTEMBER 30, 2017 OF THE UnitedHealthcare Community Plan of Ohio, Inc.

SCHEDULE D - PART 3

Show All Long-Term Bonds and Stock Acquired During the Current Quarter

1	2	3	4	5	6	7	8	9	10
CUSIP Identification	Description	Foreign	Date Acquired	Name of Vendor	Number of Shares of Stock	Actual Cost	Par Value	Paid for Accrued Interest and Dividends	NAIC Designation or Market Indicator (a)
912828-2R-0	US Treasury Bill 2.250% 08/15/27		08/31/2017	Goldman Sachs		960,873	960,000	987	1
912828-X8-8	US Treasury Bill 2.375% 05/15/27		07/31/2017	Goldman Sachs		1,445,258	1,435,000	7,224	1
0599999. Subtotal - Bonds - U.S. Governments						2,406,131	2,385,000	8,211	XXX
882724-DQ-7	TEXAS ST GO Non Call 4.000% 08/30/18		08/23/2017	JP Morgan Chase		1,545,525	1,500,000	0	1FE
1799999. Subtotal - Bonds - U.S. States, Territories and Possessions						1,545,525	1,500,000	0	XXX
31416V-Y6-5	FNMA Pool AB0732 MBS 4.000% 06/01/39		07/18/2017	Nomura Securities		576,009	541,966	1,084	1
64972H-B2-7	NEW YORK CITY NY Rev Bond Non Call 5.000% 07/15/24		07/13/2017	Merrill Lynch		1,206,990	1,000,000	0	1FE
812643-PN-8	SEATTLE WA MUNI Rev Bond Non Call 5.000% 09/01/23		09/14/2017	Morgan Stanley		307,341	255,000	0	1FE
3199999. Subtotal - Bonds - U.S. Special Revenues						2,090,340	1,796,966	1,084	XXX
026874-CU-9	AMER INTL GROUP Corp Note MW 50BP 4.875% 06/01/22		09/21/2017	CitiGroup		396,061	360,000	5,558	2FE
06051G-GR-4	BANK OF AMER CRP Corp Note Call MW 3.593% 07/21/28		09/01/2017	Merrill Lynch		486,206	480,000	2,204	2FE
172967-LM-1	CITIGROUP INC Corp Note Call MW 2.876% 07/24/23		07/17/2017	CitiGroup		265,000	265,000	0	2FE
26884L-AE-9	EQT CORP Corp Note Call MW 3.000% 10/01/22		09/27/2017	CitiGroup		513,651	515,000	0	2FE
29379V-BL-6	ENTERPRISE PRODU Corp Note Call MW 3.950% 02/15/27		09/05/2017	Barclays Group Inc.		289,718	275,000	664	2FE
38141G-WQ-3	GOLDMAN SACHS GP Corp Note Call MW 3.272% 09/29/25		09/26/2017	Goldman Sachs		390,000	390,000	0	1FE
46625H-RV-4	JPMORGAN CHASE Corp Note MW Call 2.950% 10/01/26		09/05/2017	JP Morgan Chase		491,845	500,000	6,392	1FE
67103H-AF-4	O'REILLY AUTOMOT Corp Note Call MW 3.600% 09/01/27		08/10/2017	Merrill Lynch		214,656	215,000	0	2FE
86562M-AQ-3	SUMITOMO MITSUI Corp Note Non Call 2.784% 07/12/22	D	07/06/2017	Pershing		260,000	260,000	0	1FE
3899999. Subtotal - Bonds - Industrial and Miscellaneous (Unaffiliated)						3,307,137	3,260,000	14,818	XXX
8399997. Total - Bonds - Part 3						9,349,133	8,941,966	24,113	XXX
8399998. Total - Bonds - Part 5						XXX	XXX	XXX	XXX
8399999. Total - Bonds						9,349,133	8,941,966	24,113	XXX
8999997. Total - Preferred Stocks - Part 3						0	XXX	0	XXX
8999998. Total - Preferred Stocks - Part 5						XXX	XXX	XXX	XXX
8999999. Total - Preferred Stocks						0	XXX	0	XXX
9799997. Total - Common Stocks - Part 3						0	XXX	0	XXX
9799998. Total - Common Stocks - Part 5						XXX	XXX	XXX	XXX
9799999. Total - Common Stocks						0	XXX	0	XXX
9899999. Total - Preferred and Common Stocks						0	XXX	0	XXX
9999999 - Totals						9,349,133	XXX	24,113	XXX

(a) For all common stock bearing the NAIC market indicator "U" provide: the number of such issues 0

STATEMENT AS OF SEPTEMBER 30, 2017 OF THE UnitedHealthcare Community Plan of Ohio, Inc.

SCHEDULE D - PART 4

Show All Long-Term Bonds and Stock Sold, Redeemed or Otherwise Disposed of During the Current Quarter

1	2	3	4	5	6	7	8	9	10	Change In Book/Adjusted Carrying Value					16	17	18	19	20	21	22
										11	12	13	14	15							
CUSIP Ident-ification	Description	For-ign	Disposal Date	Name of Purchaser	Number of Shares of Stock	Consid-eration	Par Value	Actual Cost	Prior Year Book/ Adjusted Carrying Value	Unrealized Valuation Increase/ (Decrease)	Current Year's (Amor-tization)/ Accretion	Current Year's Other Than Temporary Impairment Recogn-ized	Total Change in Book/ Adjusted Carrying Value (11 + 12 - 13)	Total Foreign Exchange Change in Book /Adjusted Carrying Value	Book/ Adjusted Carrying Value at Disposal Date	Foreign Exchange Gain (Loss) on Disposal	Realized Gain (Loss) on Disposal	Total Gain (Loss) on Disposal	Bond Interest/ Stock Dividends Received During Year	Stated Con-tractual Maturity Date	NAIC Desig-nation or Market In-dicator (a)
3620A5-A8-2	GNMA Pool 719231 MBS 4.500% 07/15/40		09/01/2017	Paydown		9,295	9,295	9,875	9,856	0	(562)	0	(562)	0	9,295	0	0	0	274	07/15/2040	1
3620A9-PQ-8	GNMA Pool 723231 MBS 4.000% 10/15/39		09/01/2017	Paydown		6,004	6,004	6,430	6,411	0	(408)	0	(408)	0	6,004	0	0	0	163	10/15/2039	1
3620AP-KC-8	GNMA Pool 735691 MBS 4.500% 04/15/40		09/01/2017	Paydown		12,366	12,366	13,189	13,161	0	(795)	0	(795)	0	12,366	0	0	0	357	04/15/2040	1
3620AR-YR-6	GNMA Pool 737920 MBS 4.500% 01/15/41		09/01/2017	Paydown		10,123	10,123	10,793	10,772	0	(649)	0	(649)	0	10,123	0	0	0	290	01/15/2041	1
0599999	Subtotal - Bonds - U.S. Governments					37,788	37,788	40,287	40,200	0	(2,414)	0	(2,414)	0	37,788	0	0	0	1,084	XXX	XXX
161045-MC-0	CHARLOTTE NC WTR Rev Bond Non Call 5.000% 07/01/17		07/01/2017	Maturity		750,000	750,000	810,578	766,485	0	(16,485)	0	(16,485)	0	750,000	0	0	0	37,500	07/01/2017	1FE
3128MJ-VZ-0	FHLMC Pool G08631 MBS 3.000% 03/01/45		09/01/2017	Paydown		16,645	16,645	17,006	16,996	0	(352)	0	(352)	0	16,645	0	0	0	331	03/01/2045	1
3128PR-LN-7	FHLMC Pool J12133 MBS 4.000% 05/01/25		09/01/2017	Paydown		72,202	72,202	75,598	74,635	0	(2,432)	0	(2,432)	0	72,202	0	0	0	1,767	05/01/2025	1
31292L-YA-7	FHLMC Pool C04305 MBS 3.000% 11/01/42		09/01/2017	Paydown		2,539	2,539	2,648	2,642	0	(103)	0	(103)	0	2,539	0	0	0	51	11/01/2042	1
3132HQ-DB-5	FHLMC Pool Q13698 MBS 3.000% 12/01/42		09/01/2017	Paydown		1,073	1,073	1,123	1,121	0	(48)	0	(48)	0	1,073	0	0	0	21	12/01/2042	1
3132HQ-W4-1	FHLMC Pool Q13979 MBS 3.000% 12/01/42		09/01/2017	Paydown		606	606	635	633	0	(27)	0	(27)	0	606	0	0	0	12	12/01/2042	1
3132JA-PII-9	FHLMC Pool Q19036 MBS 3.500% 06/01/43		09/01/2017	Paydown		16,674	16,674	17,283	17,271	0	(597)	0	(597)	0	16,674	0	0	0	399	06/01/2043	1
3132OL-AJ-2	FHLMC Pool Q30008 MBS 3.500% 12/01/44		09/01/2017	Paydown		89,367	89,367	93,152	93,063	0	(3,696)	0	(3,696)	0	89,367	0	0	0	2,207	12/01/2044	1
3132OM-QF-1	FHLMC Pool Q31353 MBS 3.500% 02/01/45		09/01/2017	Paydown		269,406	269,406	282,413	282,072	0	(12,666)	0	(12,666)	0	269,406	0	0	0	5,993	02/01/2045	1
3132QP-H9-8	FHLMC Pool Q32955 MBS 3.000% 04/01/45		09/01/2017	Paydown		220,978	220,978	224,569	224,467	0	(3,490)	0	(3,490)	0	220,978	0	0	0	4,653	04/01/2045	1
3132QQ-TV-4	FHLMC Pool Q34163 MBS 3.500% 06/01/45		09/01/2017	Paydown		27,201	27,201	28,173	28,160	0	(959)	0	(959)	0	27,201	0	0	0	649	06/01/2045	1
3132QR-TW-0	FHLMC Pool Q35064 MBS 3.500% 08/01/45		09/01/2017	Paydown		1,484	1,484	1,547	1,546	0	(62)	0	(62)	0	1,484	0	0	0	34	08/01/2045	1
3136AN-QF-8	FNMA 2015-22 HT CMO 3.000% 04/25/45		09/01/2017	Paydown		22,048	22,048	22,954	22,746	0	(698)	0	(698)	0	22,048	0	0	0	442	04/25/2045	1
3137BG-QJ-1	FHLMC Series 4456 CMO 3.500% 05/15/44		09/01/2017	Paydown		19,442	19,442	20,779	20,756	0	(1,314)	0	(1,314)	0	19,442	0	0	0	447	05/15/2044	1
3137BH-VG-6	FHLMC Series 4477 CMO 3.500% 07/15/44		09/01/2017	Paydown		45,773	45,773	48,548	48,118	0	(2,345)	0	(2,345)	0	45,773	0	0	0	1,067	07/15/2044	1
3137BP-VM-8	FHLMC FHMS K152 A1 CMBS 2.830% 05/25/30		09/01/2017	Paydown		2,124	2,124	2,166	2,164	0	(40)	0	(40)	0	2,124	0	0	0	40	05/25/2030	1
3138A2-BQ-1	FNMA Pool AH0946 MBS 4.000% 12/01/40		09/01/2017	Paydown		1,230	1,230	1,293	1,291	0	(60)	0	(60)	0	1,230	0	0	0	33	12/01/2040	1
3138A7-F6-0	FNMA Pool AH5588 MBS 5.000% 02/01/41		09/01/2017	Paydown		21,946	21,946	24,044	23,971	0	(2,025)	0	(2,025)	0	21,946	0	0	0	732	02/01/2041	1
3138AS-3B-6	FNMA Pool AJ1693 MBS 4.500% 09/01/41		09/01/2017	Paydown		24,805	24,805	26,774	26,707	0	(1,902)	0	(1,902)	0	24,805	0	0	0	719	09/01/2041	1
3138AV-EN-9	FNMA Pool AJ4640 MBS 4.000% 10/01/41		09/01/2017	Paydown		737	737	778	776	0	(39)	0	(39)	0	737	0	0	0	20	10/01/2041	1
3138EH-3V-2	FNMA Pool AL1711 MBS 4.500% 08/01/41		09/01/2017	Paydown		47,364	47,364	50,850	50,719	0	(3,355)	0	(3,355)	0	47,364	0	0	0	1,411	08/01/2041	1
3138EH-FB-3	FNMA Pool AL1061 MBS 4.000% 02/01/41		09/01/2017	Paydown		6,607	6,607	6,956	6,941	0	(334)	0	(334)	0	6,607	0	0	0	178	02/01/2041	1
3138EJ-LA-4	FNMA Pool AL2120 MBS 4.000% 02/01/41		09/01/2017	Paydown		5,058	5,058	5,330	5,318	0	(260)	0	(260)	0	5,058	0	0	0	135	02/01/2041	1
3138EM-Y3-9	FNMA Pool AL5229 MBS 5.000% 01/01/44		09/01/2017	Paydown		16,855	16,855	18,712	18,700	0	(1,845)	0	(1,845)	0	16,855	0	0	0	556	01/01/2044	1
3138EN-Y8-6	FNMA Pool AL6134 MBS 3.000% 09/01/43		09/01/2017	Paydown		24,251	24,251	24,493	24,486	0	(236)	0	(236)	0	24,251	0	0	0	483	09/01/2043	1
3138ER-FX-3	FNMA Pool AL9181 MBS 3.000% 10/01/46		09/01/2017	Paydown		20,777	20,777	21,527	21,523	0	(745)	0	(745)	0	20,777	0	0	0	419	10/01/2046	1
3138LR-Q5-4	FNMA Pool A01375 MBS 3.500% 08/01/42		09/01/2017	Paydown		5,094	5,094	5,390	5,377	0	(282)	0	(282)	0	5,094	0	0	0	105	08/01/2042	1
3138LT-NL-8	FNMA Pool A03350 MBS 4.000% 05/01/42		09/01/2017	Paydown		29,273	29,273	31,889	31,871	0	(2,599)	0	(2,599)	0	29,273	0	0	0	814	05/01/2042	1
3138LX-N7-0	FNMA Pool A06713 MBS 4.000% 06/01/42		09/01/2017	Paydown		25,816	25,816	27,414	.0	(1,597)	0	.0	(1,597)	0	25,816	0	0	0	376	06/01/2042	1
3138LY-HB-6	FNMA Pool A07425 MBS 3.500% 08/01/42		09/01/2017	Paydown		661	661	699	697	0	(36)	0	(36)	0	661	0	0	0	15	08/01/2042	1
3138M1-JG-4	FNMA Pool A09262 MBS 3.500% 07/01/42		09/01/2017	Paydown		638	638	673	671	0	(33)	0	(33)	0	638	0	0	0	15	07/01/2042	1
3138MH-SJ-0	FNMA Pool A02600 MBS 3.500% 12/01/42		09/01/2017	Paydown		241	241	259	258	0	(17)	0	(17)	0	241	0	0	0	6	12/01/2042	1
3138ML-FS-8	FNMA Pool A04676 MBS 3.500% 11/01/42		09/01/2017	Paydown		727	727	780	778	0	(50)	0	(50)	0	727	0	0	0	17	11/01/2042	1
3138MN-R2-8	FNMA Pool A06804 MBS 3.500% 11/01/42		09/01/2017	Paydown		396	396	425	423	0	(28)	0	(28)	0	396	0	0	0	9	11/01/2042	1
3138MS-AA-1	FNMA Pool A09926 MBS 3.000% 12/01/42		09/01/2017	Paydown		487	487	512	511	0	(24)	0	(24)	0	487	0	0	0	10	12/01/2042	1
3138NW-XS-3	FNMA Pool A06688 MBS 3.000% 12/01/42		09/01/2017	Paydown		359	359	377	376	0	(17)	0	(17)	0	359	0	0	0	7	12/01/2042	1
3138W9-SE-1	FNMA Pool AS0516 MBS 3.000% 09/01/43		09/01/2017	Paydown		10,773	10,773	10,823	10,822	0	(48)	0	(48)	0	10,773	0	0	0	216	09/01/2043	1
3138WA-PE-1	FNMA Pool AS1320 MBS 4.000% 12/01/43		09/01/2017	Paydown		30,221	30,221	31,779	31,728	0	(1,507)	0	(1,507)								

STATEMENT AS OF SEPTEMBER 30, 2017 OF THE UnitedHealthcare Community Plan of Ohio, Inc.

SCHEDULE D - PART 4

Show All Long-Term Bonds and Stock Sold, Redeemed or Otherwise Disposed of During the Current Quarter

1	2		3	4	5	6	7	8	9	10	Change In Book/Adjusted Carrying Value					16	17	18	19	20	21	22
											11	12	13	14	15							
CUSIP Identification	Description		For- eign	Disposal Date	Name of Purchaser	Number of Shares of Stock	Consid- eration	Par Value	Actual Cost	Prior Year Book/ Adjusted Carrying Value	Unrealized Valuation Increase/ (Decrease)	Current Year's (Amor- tization)/ Accretion	Current Year's Other Than Temporary Impairment Recogn- ized	Total Change in Book/ Adjusted Carrying Value (11 + 12 - 13)	Total Foreign Exchange Change in Book /Adjusted Carrying Value	Book/ Adjusted Carrying Value at Disposal Date	Foreign Exchange Gain (Loss) on Disposal	Realized Gain (Loss) on Disposal	Total Gain (Loss) on Disposal	Bond Interest/ Stock Dividends Received During Year	Stated Con- tractual Maturity Date	NAIC Desig- nation or Market In- dicator (a)
3140EB-G2-1	FNMA Pool	BA6516 MBS 3.500% 12/01/45		09/01/2017	Paydown		3,604	3,604	3,775	3,774	.0	(169)	.0	(169)	.0	3,604	.0	.0	.0	.85	12/01/2045	1
3140EW-NT-8	FNMA Pool	BC2201 MBS 3.500% 04/01/46		09/01/2017	Paydown		5,300	5,300	5,662	5,659	.0	(359)	.0	(359)	.0	5,300	.0	.0	.0	.122	04/01/2046	1
3140FB-LY-1	FNMA Pool	BD1242 MBS 3.500% 06/01/46		09/01/2017	Paydown		1,639	1,639	1,753	1,752	.0	(113)	.0	(113)	.0	1,639	.0	.0	.0	.38	06/01/2046	1
3140FB-KY-5	FNMA Pool	BD3910 MBS 3.000% 08/01/46		09/01/2017	Paydown		39,156	39,156	40,924	40,901	.0	(1,745)	.0	(1,745)	.0	39,156	.0	.0	.0	.868	08/01/2046	1
31416B-RB-6	FNMA Pool	995182 MBS 5.500% 06/01/20		09/01/2017	Paydown		2,201	2,201	2,406	2,293	.0	(92)	.0	(92)	.0	2,201	.0	.0	.0	.80	06/01/2020	1
31416V-Y6-5	FNMA Pool	AB0732 MBS 4.000% 06/01/39		09/01/2017	Paydown		50,055	50,055	53,199	.0	.0	(3,144)	.0	(3,144)	.0	50,055	.0	.0	.0	.325	06/01/2039	1
31417A-4Z-9	FNMA Pool	AB4439 MBS 3.500% 02/01/42		09/01/2017	Paydown		13,358	13,358	14,139	14,101	.0	(743)	.0	(743)	.0	13,358	.0	.0	.0	.312	02/01/2042	1
31417A-QE-2	FNMA Pool	AB4052 MBS 4.000% 12/01/41		09/01/2017	Paydown		17,490	17,490	18,646	18,623	.0	(1,133)	.0	(1,133)	.0	17,490	.0	.0	.0	.438	12/01/2041	1
31417G-AS-5	FNMA Pool	AB9016 MBS 3.000% 04/01/43		09/01/2017	Paydown		27,962	27,962	28,864	28,857	.0	(895)	.0	(895)	.0	27,962	.0	.0	.0	.547	04/01/2043	1
31418V-CB-6	FNMA Pool	AD7265 MBS 4.000% 07/01/25		09/01/2017	Paydown		11,619	11,619	12,167	12,013	.0	(394)	.0	(394)	.0	11,619	.0	.0	.0	.332	07/01/2025	1
31419H-A2-8	FNMA Pool	AE6324 MBS 4.000% 11/01/25		09/01/2017	Paydown		10,206	10,206	10,855	10,682	.0	(476)	.0	(476)	.0	10,206	.0	.0	.0	.258	11/01/2025	1
575896-DR-3		MASSACHUSETTS ST Rev Bond Cont Call 5.000% 07/01/22		07/20/2017	Call	100.0000		1,140,000	1,237,470	1,162,684	.0	(22,684)	.0	(22,684)	.0	1,140,000	.0	.0	.0	.60,008	07/01/2022	1FE
576000-EU-3		MASSACHUSETTS ST Rev Bond Non Call 5.000% 08/15/17		08/15/2017	Maturity			1,000,000	1,135,310	1,013,961	.0	(13,961)	.0	(13,961)	.0	1,000,000	.0	.0	.0	.50,000	08/15/2017	1FE
576000-EX-7		MASSACHUSETTS ST Rev Bond Cont Call 5.000% 08/15/20		08/15/2017	Call	100.0000		1,090,000	1,192,122	1,118,421	.0	(28,421)	.0	(28,421)	.0	1,090,000	.0	.0	.0	.54,500	08/15/2020	1FE
64983M-A9-9		NEW YORK ST DORM Rev Bond Cont Call 5.000% 07/01/18		08/22/2017	Call	100.0000		1,000,000	1,085,280	1,020,661	.0	(20,661)	.0	(20,661)	.0	1,000,000	.0	.0	.0	.57,083	07/01/2018	1FE
3199999	Subtotal - Bonds - U.S. Special Revenues						6,411,912	6,411,912	6,957,746	6,495,268	0	(163,966)	0	(163,966)	0	6,411,912	0	0	0	291,515	XXX	XXX
03065C-AE-9		AmeriCredit Auto AMCAR 2013-4 C ABS 2.720% 09/09/19		09/08/2017	Paydown		.71,323	.71,323	.71,305	.71,318	.0	.5	.0	.5	.0	.71,323	.0	.0	.0	.1,288	09/09/2019	1FE
03065V-AC-1		AmeriCredit Auto AMCAR 2016-1 A2B ABS 1.982% 06/10/19		09/08/2017	Paydown		.91,047	.91,047	.91,047	.91,047	.0	.0	.0	.0	.0	.91,047	.0	.0	.0	.1,023	06/10/2019	1FE
039483-AY-8		Archer Daniels Corp Note MW 30BP PPut 5.450% 03/15/18		09/29/2017	Call	101.8336		219,961	245,812	225,523	.0	(5,844)	.0	(5,844)	.0	219,680	.0	.281	.281	.12,230	03/15/2018	1FE
073945-AE-7		Bear Stearns BSOMS 2007-T28 A4 CMBS 5.742% 09/11/42		08/01/2017	Paydown		.79,957	.79,957	.84,671	.80,150	.0	(193)	.0	(193)	.0	.79,957	.0	.0	.0	.2,742	09/11/2042	1FM
12591V-AA-9		COMM MORTGAGE TR COMM 2014 CR16 A1 CMBS 1.445% 02/10/19		09/01/2017	Paydown		.51,939	.51,939	.51,938	.51,926	.0	.13	.0	.13	.0	.51,939	.0	.0	.0	.499	02/10/2019	1FM
13975D-AF-2		CAPITAL AUTO REC AFIN 2013-3 C ABS 2.790% 10/22/18		07/20/2017	Paydown		.91,529	.91,529	.91,517	.91,525	.0	.4	.0	.4	.0	.91,529	.0	.0	.0	.1,490	10/22/2018	1FE
17322M-AS-5		Citigroup Commercial Mtge Tr CGOMT 2014-GC21 A1 CMBS 1.242% 05/10/47		09/01/2017	Paydown		.40,274	.40,274	.40,273	.40,265	.0	.9	.0	.9	.0	.40,274	.0	.0	.0	.332	05/10/2047	1FM
224044-BS-5		COXENT-CALL09/17 Corp Note Prv Plc MW 35BP 6.250% 06/01/18		08/08/2017	Redemption	103.7490		155,624	172,644	157,448	.0	(3,130)	.0	(3,130)	.0	154,317	.0	1,306	1,306	.6,432	06/01/2018	2FE
36192P-AF-3		GS MORTGAGE SECU GSMS 2012-GCJ9 A2 CMBS 1.762% 11/10/45		09/01/2017	Paydown		.363,734	.363,734	.364,473	.363,748	.0	(14)	.0	(14)	.0	.363,734	.0	.0	.0	.4,871	11/10/2045	1FM
36962G-3H-5		GEN ELEC CAP CRP Corp Note Non Call 5.625% 09/15/17		09/15/2017	Maturity		.300,000	.300,000	.344,613	.308,486	.0	(8,486)	.0	(8,486)	.0	.300,000	.0	.0	.0	.16,875	09/15/2017	1FE
458200-GJ-4		IBM CORP Corp Note Cont Call 5.700% 09/14/17		09/14/2017	Maturity		.235,000	.235,000	.268,941	.241,999	.0	(6,999)	.0	(6,999)	.0	.235,000	.0	.0	.0	.13,395	09/14/2017	1FE
46639J-AB-6		JP Morgan Chase JPMCC 2013-C10 A2 CMBS 2.072% 12/15/47		09/01/2017	Paydown		.15,941	.15,941	.16,419	.16,022	.0	(81)	.0	(81)	.0	.15,941	.0	.0	.0	.422	12/15/2047	1FM
46643G-AA-8		JPMBB COMMERCIAL JPMBB 2014-C24 A1 CMBS 1.539% 11/15/47		09/01/2017	Paydown		.34,587	.34,587	.34,587	.34,576	.0	.11	.0	.11	.0	.34,587	.0	.0	.0	.353	11/15/2047	1FM
61690G-AA-9		MORGAN STANLEY B MSBAM 2014-C14 A1 CMBS 1.250% 02/15/47		08/01/2017	Paydown		.182,649	.182,649	.182,645	.182,583	.0	.65	.0	.65	.0	.182,649	.0	.0	.0	.1,511	02/15/2047	1FM
61761Q-AB-9		Morgan Stanley Baml Tr MSBAM 2013-C8 A2 CMBS 1.689% 12/15/48		09/01/2017	Paydown		.4,245	.4,245	.4,287	.4,252	.0	(8)	.0	(8)	.0	.4,245	.0	.0	.0	.48	12/15/2048	1FM
61763K-AW-4		MORGAN STANLEY BAML TRUST MSBAM 2014-C15 A1 CMBS 1.313% 04/15/47		09/01/2017	Paydown		.36,169	.36,169	.36,168	.36,156	.0	.13	.0	.13	.0	.36,169	.0	.0	.0	.315	04/15/2047	1FM
61945C-AC-7		MOSAIC CO Corp Note Call MW 4.250% 11/15/23		08/16/2017	Various		.199,573	.190,000	.189,692	.189,776	.0	.17	.0	.17	.0	.189,793	.0	9,780	9,780	.5,893	11/15/2023	2FE
63940F-AA-5		Navient Student NAVSL 2016-2 A1 ABS Prv Plc 1.987% 06/25/65		09/25/2017	Paydown		.87,621	.87,621	.87,621	.87,621	.0	.0	.0	.0	.0	.87,621	.0	.0	.0	.996	06/25/2065	1FE

STATEMENT AS OF SEPTEMBER 30, 2017 OF THE UnitedHealthcare Community Plan of Ohio, Inc.

SCHEDULE D - PART 4

Show All Long-Term Bonds and Stock Sold, Redeemed or Otherwise Disposed of During the Current Quarter

1	2	3	4	5	6	7	8	9	10	Change In Book/Adjusted Carrying Value					16	17	18	19	20	21	22	
										11	12	13	14	15								
CUSIP Ident- ification	Description	For- eign	Disposal Date	Name of Purchaser	Number of Shares of Stock	Consid- eration	Par Value	Actual Cost	Prior Year Book/ Adjusted Carrying Value	Unrealized Valuation Increase/ (Decrease)	Current Year's (Amor- tization)/ Accretion	Current Year's Other Than Temporary Impairment Recog- nized	Total Change in Book/ Adjusted Carrying Value (11 + 12 - 13)	Total Foreign Exchange Change in Book /Adjusted Carrying Value	Book/ Adjusted Carrying Value at Disposal Date	Foreign Exchange Gain (Loss) on Disposal	Realized Gain (Loss) on Disposal	Total Gain (Loss) on Disposal	Bond Interest/ Stock Dividends Received During Year	Stated Con- tractual Maturity Date	NAIC Desig- nation or Market In- dicator (a)	
80281C-AF-2	SANTANDER DRIVE SDART 2013-5 C ABS 2.250% 06/17/19		09/15/2017	Paydown		91,938	91,938	92,311	91,982	0	(45)	0	(45)	0	91,938	0	0	0	1,380	06/17/2019	1FE	
80284M-AE-0	Santander Drive SDART 2015-4 B ABS 2.260% 06/15/20		09/15/2017	Paydown		130,303	130,303	130,295	130,298	0	5	0	5	0	130,303	0	0	0	2,133	06/15/2020	1FE	
90270Y-BC-2	UBS-BARCLAYS COM UBSBB 2013-C5 A1 CMBS 0.779% 03/10/46		09/01/2017	Paydown		18,184	18,184	18,184	18,181	0	3	0	3	0	18,184	0	0	0	94	03/10/2046	1FM	
92890P-AB-0	WF-RBS COMMERCIA WFRBS 2013-C14 A2 CMBS 2.133% 06/15/46		09/01/2017	Paydown		37,027	37,027	37,021	37,004	0	23	0	23	0	37,027	0	0	0	530	06/15/2046	1FM	
92930R-AB-8	WF-RBS COMMERCIA WFRBS 2012-C9 A2 CMBS 1.829% 11/15/45		09/01/2017	Paydown		99,625	99,625	102,115	99,962	0	(336)	0	(336)	0	99,625	0	0	0	1,184	11/15/2045	1FM	
94974B-GC-8	WELLS FARGO CO Corp Note Non Call 1.577% 09/08/17		09/08/2017	Maturity	101.8510	450,000	450,000	450,000	450,000	0	0	0	0	0	450,000	0	0	0	4,634	09/08/2017	1FE	
71654Q-BJ-0	PETROLEOS MEXICA Corp Note MW 3.500% 07/18/18	D	07/21/2017	Redemption		254,628	250,000	258,438	253,143	0	(1,112)	0	(1,112)	0	252,031	0	2,596	2,596	8,823	07/18/2018	2FE	
80283L-AE-3	SANTANDER UK PLC Corp Note Non Call 1.743% 09/29/17	D	09/29/2017	Maturity		550,000	550,000	550,000	550,000	0	0	0	0	0	550,000	0	0	0	6,527	09/29/2017	1FE	
92329Y-AA-4	Venture CDO Ltd VENTR 2014-17A A CLO Prv Plc 2.784% 07/15/26	D	07/17/2017	Paydown		900,000	900,000	899,100	899,379	0	621	0	621	0	900,000	0	0	0	17,059	07/15/2026	1FE	
3899999. Subtotal - Bonds - Industrial and Miscellaneous (Unaffiliated)						4,792,878	4,769,092	4,916,117	4,804,370	0	(25,459)	0	(25,459)	0	4,778,913	0	13,963	13,963	113,079	XXX	XXX	
8399997. Total - Bonds - Part 4						11,242,578	11,218,792	11,914,150	11,339,838	0	(191,839)	0	(191,839)	0	11,228,613	0	13,963	13,963	405,678	XXX	XXX	
8399998. Total - Bonds - Part 5						XXX	XXX	XXX	XXX	XXX	XXX	XXX	XXX	XXX	XXX	XXX	XXX	XXX	XXX	XXX	XXX	XXX
8399999. Total - Bonds						11,242,578	11,218,792	11,914,150	11,339,838	0	(191,839)	0	(191,839)	0	11,228,613	0	13,963	13,963	405,678	XXX	XXX	
8999997. Total - Preferred Stocks - Part 4						0	XXX	0	0	0	0	0	0	0	0	0	0	0	0	0	XXX	XXX
8999998. Total - Preferred Stocks - Part 5						XXX	XXX	XXX	XXX	XXX	XXX	XXX	XXX	XXX	XXX	XXX	XXX	XXX	XXX	XXX	XXX	XXX
8999999. Total - Preferred Stocks						0	XXX	0	0	0	0	0	0	0	0	0	0	0	0	0	XXX	XXX
9799997. Total - Common Stocks - Part 4						0	XXX	0	0	0	0	0	0	0	0	0	0	0	0	0	XXX	XXX
9799998. Total - Common Stocks - Part 5						XXX	XXX	XXX	XXX	XXX	XXX	XXX	XXX	XXX	XXX	XXX	XXX	XXX	XXX	XXX	XXX	XXX
9799999. Total - Common Stocks						0	XXX	0	0	0	0	0	0	0	0	0	0	0	0	0	XXX	XXX
9899999. Total - Preferred and Common Stocks						0	XXX	0	0	0	0	0	0	0	0	0	0	0	0	0	XXX	XXX
9999999 - Totals						11,242,578	XXX	11,914,150	11,339,838	0	(191,839)	0	(191,839)	0	11,228,613	0	13,963	13,963	405,678	XXX	XXX	

(a) For all common stock bearing the NAIC market indicator "U" provide: the number of such issues.....0

Schedule DB - Part A - Section 1 - Options, Caps, Floors, Collars, Swaps and Forwards Open

**N O N E**

Schedule DB - Part B - Section 1 - Futures Contracts Open

**N O N E**

Schedule DB - Part B - Section 1B - Brokers with whom cash deposits have been made

**N O N E**

Schedule DB - Part D - Section 1 - Counterparty Exposure for Derivative Instruments Open

**N O N E**

Schedule DB - Part D-Section 2 - Collateral for Derivative Instruments Open - Pledged By

**N O N E**

Schedule DB - Part D-Section 2 - Collateral for Derivative Instruments Open - Pledged To

**N O N E**

Schedule DL - Part 1 - Reinvested Collateral Assets Owned

**N O N E**

Schedule DL - Part 2 - Reinvested Collateral Assets Owned

**N O N E**



## SCHEDULE E - PART 2 - CASH EQUIVALENTS

[illegible]