

As of June 30, 2017
of the Condition and Affairs of the

NAIC Group Code..... 0, 0	NAIC Company Code..... 56383	Employer's ID Number..... 31-4273120
(Current Period) (Prior Period)		
Organized under the Laws of OH	State of Domicile or Port of Entry OH	Country of Domicile US
Incorporated/Organized..... October 4, 1890	Commenced Business..... January 16, 1888	
Statutory Home Office	1801 Watermark Drive Suite 100..... Columbus OH US 43215	
	(Street and Number) (City or Town, State, Country and Zip Code)	
Main Administrative Office	1801 Watermark Drive Suite 100..... Columbus OH US 43215	800-848-0123
	(Street and Number) (City or Town, State, Country and Zip Code)	(Area Code) (Telephone Number)
Mail Address	1801 Watermark Drive Suite 100..... Columbus OH US 43215	
	(Street and Number or P. O. Box) (City or Town, State, Country and Zip Code)	
Primary Location of Books and Records	1801 Watermark Drive Suite 100..... Columbus OH US 43215	800-848-0123
	(Street and Number) (City or Town, State, Country and Zip Code)	(Area Code) (Telephone Number)
Internet Web Site Address	www.uct.org	
Statutory Statement Contact	Kevin C Hecker	800-848-0123-1142
	(Name)	(Area Code) (Telephone Number) (Extension)
	khecker@uct.org	614-487-9675
	(E-Mail Address)	(Fax Number)


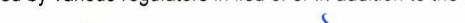

Name	Title	Name	Title
1. Gordon Paul Woodworth	President	2. Stephen Randal Desselles	Secretary/Treasurer
3. Kevin Clare Hecker	Interim Chief Executive Officer; Sr. VP & CFO, Chief Risk Officer	4.	
OTHER			
Ronald Allen Ives	Senior Vice-President, Chief Information Officer	Sandra Elizabeth Shafer	Vice-President, Fraternal
Jeffrey Lee Smith MAAA, FCA	Consulting Actuary		

OTHER

Thomas David Hoffman	Gordon Paul Woodworth	Glenn Edward Suever	Stephen Randal Desselles
Mary Frances Applegate	Numan Dwight Loafman	Christopher Barry Phelan	David James Syrota
Dianna Jean Wolfe			

State of..... Ohio
County of..... Franklin

The officers of this reporting entity being duly sworn, each depose and say that they are the described officers of said reporting entity, and that on the reporting period stated above, all of the herein described assets were the absolute property of the said reporting entity, free and clear from any liens or claims thereon, except as herein stated, and that this statement, together with related exhibits, schedules and explanations therein contained, annexed or referred to, is a full and true statement of all the assets and liabilities and of the condition and affairs of the said reporting entity as of the reporting period stated above, and of its income and deductions therefrom for the period ended, and have been completed in accordance with the NAIC *Annual Statement Instructions and Accounting Practices and Procedures* manual except to the extent that: (1) state law may differ; or, (2) that state rules or regulations require differences in reporting not related to accounting practices and procedures, according to the best of their information, knowledge and belief, respectively. Furthermore, the scope of this attestation by the described officers also includes the related corresponding electronic filing with the NAIC, when required, that is an exact copy (except for formatting differences due to electronic filing) of the enclosed statement. The electronic filing may be requested by various regulators in lieu of or in addition to the enclosed statement.

		
(Signature)	(Signature)	(Signature)
Gordon Paul Woodworth	Stephen Randal Desselles	Kevin Clare Hecker
1. (Printed Name)	2. (Printed Name)	3. (Printed Name)
President	Secretary/Treasurer	Interim Chief Executive Officer; Sr. VP & CFO, Chief Risk Officer
(Title)	(Title)	(Title)

Subscribed and sworn to before me
This 11 day of August 2017

a. Is this an original filing? Yes [X] No []

b. If no:

1. State the amendment number _____

2. Date filed _____

3. Number of pages attached _____



DENISE SHARIF
Notary Public, State of Ohio
My Commission Expires 8-25-2020

ASSETS

	Current Statement Date			4
	1	2	3	
	Assets	Nonadmitted Assets	Net Admitted Assets (Cols. 1 - 2)	December 31 Prior Year Net Admitted Assets
1. Bonds.....	15,418,181	0	15,418,181	15,352,487
2. Stocks:				
2.1 Preferred stocks.....	0	0	0	0
2.2 Common stocks.....	0	0	0	0
3. Mortgage loans on real estate:				
3.1 First liens.....	0	0	0	0
3.2 Other than first liens.....	0	0	0	0
4. Real estate:				
4.1 Properties occupied by the company (less \$.....0 encumbrances).....	0	0	0	0
4.2 Properties held for the production of income (less \$.....0 encumbrances).....	0	0	0	0
4.3 Properties held for sale (less \$.....0 encumbrances).....	0	0	0	0
5. Cash (\$.....(193,059)), cash equivalents (\$.....0) and short-term investments (\$.....193,175).....	116	0	116	185,741
6. Contract loans (including \$.....0 premium notes).....	786,817	0	786,817	783,633
7. Derivatives.....	0	0	0	0
8. Other invested assets.....	0	0	0	0
9. Receivables for securities.....	0	0	0	0
10. Securities lending reinvested collateral assets.....	0	0	0	0
11. Aggregate write-ins for invested assets.....	0	0	0	0
12. Subtotals, cash and invested assets (Lines 1 to 11).....	16,205,114	0	16,205,114	16,321,861
13. Title plants less \$.....0 charged off (for Title insurers only).....	0	0	0	0
14. Investment income due and accrued.....	113,058	0	113,058	113,310
15. Premiums and considerations:				
15.1 Uncollected premiums and agents' balances in the course of collection.....	29,970	0	29,970	33,164
15.2 Deferred premiums, agents' balances and installments booked but deferred and not yet due (including \$.....0 earned but unbilled premiums).....	82,271	0	82,271	81,412
15.3 Accrued retrospective premiums (\$.....0) and contracts subject to redetermination (\$.....0).....	0	0	0	0
16. Reinsurance:				
16.1 Amounts recoverable from reinsurers.....	166,687	0	166,687	188,542
16.2 Funds held by or deposited with reinsured companies.....	0	0	0	0
16.3 Other amounts receivable under reinsurance contracts.....	63,404	0	63,404	63,404
17. Amounts receivable relating to uninsured plans.....	0	0	0	0
18.1 Current federal and foreign income tax recoverable and interest thereon.....	0	0	0	0
18.2 Net deferred tax asset.....	0	0	0	0
19. Guaranty funds receivable or on deposit.....	0	0	0	0
20. Electronic data processing equipment and software.....	206,752	107,345	99,407	88,823
21. Furniture and equipment, including health care delivery assets (\$.....0).....	0	0	0	0
22. Net adjustment in assets and liabilities due to foreign exchange rates.....	0	0	0	0
23. Receivables from parent, subsidiaries and affiliates.....	0	0	0	0
24. Health care (\$.....0) and other amounts receivable.....	0	0	0	0
25. Aggregate write-ins for other than invested assets.....	720,821	720,821	0	0
26. Total assets excluding Separate Accounts, Segregated Accounts and Protected Cell Accounts (Lines 12 through 25).....	17,588,077	828,166	16,759,911	16,890,516
27. From Separate Accounts, Segregated Accounts and Protected Cell Accounts.....	0	0	0	0
28. Total (Lines 26 and 27).....	17,588,077	828,166	16,759,911	16,890,516

DETAILS OF WRITE-INS

1101.	0	0	0	0
1102.	0	0	0	0
1103.	0	0	0	0
1198. Summary of remaining write-ins for Line 11 from overflow page.....	0	0	0	0
1199. Totals (Lines 1101 thru 1103 plus 1198) (Line 11 above).....	0	0	0	0
2501. Other Assets Nonadmitted.....	720,821	720,821	0	0
2502.	0	0	0	0
2503.	0	0	0	0
2598. Summary of remaining write-ins for Line 25 from overflow page.....	0	0	0	0
2599. Totals (Lines 2501 thru 2503 plus 2598) (Line 25 above).....	720,821	720,821	0	0

The Order Of United Commercial Travelers Of America
LIABILITIES, SURPLUS AND OTHER FUNDS

	1 Current Statement Date	2 December 31 Prior Year
1. Aggregate reserve for life contracts (including \$.....0 Modco Reserve).....	3,083,055	3,077,721
2. Aggregate reserve for accident and health contracts (including \$.....0 Modco Reserve).....	1,185,489	1,087,814
3. Liability for deposit-type contracts (including \$.....0 Modco Reserve).....	5,724	7,417
4. Contract claims:		
4.1 Life.....	14,126	16,230
4.2 Accident and health.....	1,128,288	1,172,798
5. Refunds due and unpaid.....	0	0
6. Provisions for refunds payable in following calendar year - estimated amounts:		
6.1 Apportioned for payment.....	0	0
6.2 Not yet apportioned.....	0	0
7. Premiums and annuity considerations for life and accident and health contracts received in advance less \$.....0 discount; including \$.....0 accident and health premiums.....	101,215	111,724
8. Certificate and contract liabilities not included elsewhere:		
8.1 Surrender values on canceled contracts.....	0	0
8.2 Other amounts payable on reinsurance including \$.....0 assumed and \$.....0 ceded.....	0	0
8.3 Interest maintenance reserve (IMR).....	206,870	222,666
9. Commissions to fieldworkers due or accrued - life and annuity contracts \$.....304, accident and health \$.....14,880 and deposit-type contract funds \$.....0.....	15,184	26,178
10. Commissions and expense allowances payable on reinsurance assumed.....	0	0
11. General expenses due or accrued.....	713,572	560,520
12. Transfers to Separate Accounts due or accrued (net) (including \$.....0 accrued for expense allowances recognized in reserves).....	0	0
13. Taxes, licenses and fees due or accrued.....	42,883	26,940
14. Unearned investment income.....	0	0
15. Amounts withheld or retained by Society as agent or trustee.....	179,877	91,266
16. Amounts held for fieldworkers' account, including \$.....0 fieldworkers' credit balances.....	0	0
17. Remittances and items not allocated.....	56,369	62,856
18. Net adjustment in assets and liabilities due to foreign exchange rates.....	0	0
19. Liability for benefits for employees and fieldworkers if not included above.....	0	0
20. Borrowed money \$.....0 and interest thereon \$.....0.....	0	0
21. Miscellaneous liabilities:		
21.1 Asset valuation reserve.....	55,857	54,527
21.2 Reinsurance in unauthorized and certified (\$.....0) companies.....	0	0
21.3 Funds held under reinsurance treaties with unauthorized and certified (\$.....0) reinsurers.....	0	0
21.4 Payable to subsidiaries and affiliates.....	0	0
21.5 Drafts outstanding.....	0	0
21.6 Funds held under coinsurance.....	0	0
21.7 Derivatives.....	0	0
21.8 Payable for securities.....	0	0
21.9 Payable for securities lending.....	0	0
22. Aggregate write-ins for liabilities.....	877,774	960,722
23. Total liabilities excluding Separate Accounts business (Lines 1 to 22).....	7,666,283	7,479,379
24. From Separate Accounts Statement.....	0	0
25. Total liabilities (Lines 23 to 24).....	7,666,283	7,479,379
26. Aggregate write-ins for other than liabilities and surplus funds.....	0	0
27. Surplus notes.....	0	0
28. Aggregate write-ins for surplus funds.....	25,000	25,000
29. Unassigned funds.....	9,068,628	9,386,137
30. Total (Lines 26 through 29) (including \$.....0 in Separate Accounts Statement).....	9,093,628	9,411,137
31. Totals (Lines 25 + 30) (Page 2, Line 28, Col. 3).....	16,759,911	16,890,516

DETAILS OF WRITE-INS		
2201. Amounts Payable to Reinsurer.....	371,319	443,089
2202. Deferred Income	247,406	227,286
2203. Unclaimed Funds.....	259,049	290,347
2298. Summary of remaining write-ins for Line 22 from overflow page.....	0	0
2299. Totals (Lines 2201 thru 2203 plus 2298) (Line 22 above).....	877,774	960,722
2601.	0	0
2602.	0	0
2603.	0	0
2698. Summary of remaining write-ins for Line 26 from overflow page.....	0	0
2699. Totals (Lines 2601 thru 2603 plus 2698) (Line 26 above).....	0	0
2801. Fraternal Fund.....	25,000	25,000
2802.	0	0
2803.	0	0
2898. Summary of remaining write-ins for Line 28 from overflow page.....	0	0
2899. Totals (Lines 2801 thru 2803 plus 2898) (Line 28 above).....	25,000	25,000

SUMMARY OF OPERATIONS

		1	2	3
		Current Year To Date	Prior Year To Date	Prior Year Ended December 31
1.	Premiums and annuity considerations for life and accident and health contracts.....	6,158,743	5,972,970	11,839,210
2.	Considerations for supplementary contracts with life contingencies.....	0	0	0
3.	Net investment income.....	234,065	237,004	459,377
4.	Amortization of Interest Maintenance Reserve (IMR).....	20,139	32,756	64,769
5.	Separate Accounts net gain from operations excluding unrealized gains and losses.....	0	0	0
6.	Commissions and expense allowances on reinsurance ceded.....	2,388,295	2,737,810	5,287,140
7.	Reserve adjustments on reinsurance ceded.....	0	0	0
8.	Miscellaneous income:			
8.1	Income from fees associated with investment management, administration and contract guarantees from Separate Accounts.....	0	0	0
8.2	Charges and fees for deposit-type contracts.....	0	0	0
8.3	Aggregate write-ins for miscellaneous income.....	534,759	548,109	1,100,702
9.	Totals (Lines 1 to 8.3).....	9,336,001	9,528,649	18,751,198
10.	Death benefits.....	79,717	162,221	261,678
11.	Matured endowments (excluding guaranteed annual pure endowments).....	123	38,141	38,141
12.	Annuity benefits.....	21,539	68,999	81,580
13.	Disability benefits and benefits under accident and health contracts including premiums waived \$.....0.....	3,819,995	3,860,205	7,649,599
14.	Surrender benefits and withdrawals for life contracts.....	32,071	9,931	29,420
15.	Interest and adjustments on contract or deposit-type contract funds.....	45	124	453
16.	Payments on supplementary contracts with life contingencies.....	0	0	0
17.	Increase in aggregate reserve for life and accident and health contracts.....	103,077	(21,383)	(257,506)
18.	Totals (Lines 10 to 17).....	4,056,567	4,118,238	7,803,365
19.	Commissions on premiums, annuity considerations and deposit-type contract funds (direct business only).....	1,674,045	1,651,700	3,217,962
20.	Commissions and expense allowances on reinsurance assumed.....	0	0	0
21.	General insurance expenses and fraternal expenses.....	3,702,697	3,884,900	7,481,371
22.	Insurance taxes, licenses and fees.....	198,975	203,617	354,943
23.	Increase in loading on deferred and uncollected premiums.....	1,240	1,053	1,675
24.	Net transfers to or (from) Separate Accounts net of reinsurance.....	0	0	0
25.	Aggregate write-ins for deductions.....	0	0	0
26.	Totals (Lines 18 to 25).....	9,633,524	9,859,508	18,859,316
27.	Net gain from operations before refunds to members (Line 9 minus Line 26).....	(297,523)	(330,859)	(108,118)
28.	Refunds to members.....	0	0	0
29.	Net gain from operations after refunds to members and before realized capital gains (losses) (Line 27 minus Line 28).....	(297,523)	(330,859)	(108,118)
30.	Net realized capital gains (losses) less capital gains tax of0 (excluding \$.....0 transferred to the IMR).....	199	0	16,329
31.	Net income (Lines 29 + 30).....	(297,324)	(330,859)	(91,789)
SURPLUS ACCOUNT				
32.	Surplus, December 31, prior year.....	9,411,137	9,423,119	9,423,119
33.	Net income from operations (Line 31).....	(297,324)	(330,859)	(91,789)
34.	Change in net unrealized capital gains (losses) less capital gains tax of \$.....0.....	0	0	0
35.	Change in net unrealized foreign exchange capital gain (loss).....	109,392	208,763	88,639
36.	Change in nonadmitted assets.....	(128,247)	37,010	(6,734)
37.	Change in liability for reinsurance in unauthorized and certified companies.....	0	0	0
38.	Change in reserve on account of change in valuation basis (increase) or decrease.....	0	0	0
39.	Change in asset valuation reserve.....	(1,330)	(3,308)	(2,098)
40.	Surplus (contributed to) withdrawn from Separate Accounts during period.....	0	0	0
41.	Other changes in surplus in Separate Accounts Statement.....	0	0	0
42.	Change in surplus notes.....	0	0	0
43.	Cumulative effect of changes in accounting principles.....	0	0	0
44.	Change in surplus as a result of reinsurance.....	0	0	0
45.	Aggregate write-ins for gains and losses in surplus.....	0	0	0
46.	Net change in surplus for the year (Lines 33 through 45).....	(317,509)	(88,394)	(11,982)
47.	Surplus as of statement date (Lines 32 + 46).....	9,093,628	9,334,725	9,411,137
DETAILS OF WRITE-INS				
08.301.	Donations.....	2,227	590	7,805
08.302.	Supreme Dues.....	402,758	424,495	751,428
08.303.	Misc. Income.....	129,774	123,024	341,469
08.398.	Summary of remaining write-ins for Line 8.3 from overflow page.....	0	0	0
08.399.	Totals (Lines 08.301 thru 08.303 plus 08.398) (Line 8.3 above).....	534,759	548,109	1,100,702
2501.	0	0	0
2502.	0	0	0
2503.	0	0	0
2598.	Summary of remaining write-ins for Line 25 from overflow page.....	0	0	0
2599.	Totals (Lines 2501 thru 2503 plus 2598) (Line 25 above).....	0	0	0
4501.	0	0	0
4502.	0	0	0
4503.	0	0	0
4598.	Summary of remaining write-ins for Line 45 from overflow page.....	0	0	0
4599.	Totals (Lines 4501 thru 4503 plus 4598) (Line 45 above).....	0	0	0

CASH FLOW

	1 Current Year to Date	2 Prior Year To Date	3 Prior Year Ended December 31
CASH FROM OPERATIONS			
1. Premiums collected net of reinsurance.....	6,149,327	5,923,271	11,789,469
2. Net investment income.....	264,231	269,685	540,129
3. Miscellaneous income.....	2,873,139	2,953,343	5,652,238
4. Total (Lines 1 through 3).....	9,286,697	9,146,299	17,981,836
5. Benefit and loss related payments.....	4,001,860	4,456,453	8,371,802
6. Net transfers to Separate Accounts, Segregated Accounts and Protected Cell Accounts.....	0	0	0
7. Commissions, expenses paid and aggregate write-ins for deductions.....	5,486,485	5,685,004	11,098,846
8. Dividends paid to policyholders.....	0	0	0
9. Federal and foreign income taxes paid (recovered) net of \$.....0 tax on capital gains (losses).....	0	0	0
10. Total (Lines 5 through 9).....	9,488,345	10,141,457	19,470,648
11. Net cash from operations (Line 4 minus Line 10).....	(201,648)	(995,158)	(1,488,812)
CASH FROM INVESTMENTS			
12. Proceeds from investments sold, matured or repaid:			
12.1 Bonds.....	1,187,314	1,499,534	2,763,247
12.2 Stocks.....	0	0	0
12.3 Mortgage loans.....	0	0	0
12.4 Real estate.....	0	0	0
12.5 Other invested assets.....	0	0	0
12.6 Net gains or (losses) on cash, cash equivalents and short-term investments.....	0	0	0
12.7 Miscellaneous proceeds.....	0	0	0
12.8 Total investment proceeds (Lines 12.1 to 12.7).....	1,187,314	1,499,534	2,763,247
13. Cost of investments acquired (long-term only):			
13.1 Bonds.....	1,168,917	1,478,476	2,851,948
13.2 Stocks.....	0	0	0
13.3 Mortgage loans.....	0	0	0
13.4 Real estate.....	0	0	0
13.5 Other invested assets.....	0	0	0
13.6 Miscellaneous applications.....	0	0	0
13.7 Total investments acquired (Lines 13.1 to 13.6).....	1,168,917	1,478,476	2,851,948
14. Net increase or (decrease) in contract loans and premium notes.....	3,184	16,138	(133,258)
15. Net cash from investments (Line 12.8 minus Line 13.7 and Line 14).....	15,213	4,920	44,557
CASH FROM FINANCING AND MISCELLANEOUS SOURCES			
16. Cash provided (applied):			
16.1 Surplus notes, capital notes.....	0	0	0
16.2 Capital and paid in surplus, less treasury stock.....	0	0	0
16.3 Borrowed funds.....	0	0	0
16.4 Net deposits on deposit-type contracts and other insurance liabilities.....	0	0	0
16.5 Dividends to stockholders.....	0	0	0
16.6 Other cash provided (applied).....	810	14,411	(194,298)
17. Net cash from financing and miscellaneous sources (Lines 16.1 through 16.4 minus Line 16.5 plus Line 16.6).....	810	14,411	(194,298)
RECONCILIATION OF CASH, CASH EQUIVALENTS AND SHORT-TERM INVESTMENTS			
18. Net change in cash, cash equivalents and short-term investments (Line 11 plus Line 15 plus Line 17).....	(185,625)	(975,827)	(1,638,553)
19. Cash, cash equivalents and short-term investments:			
19.1 Beginning of year.....	185,741	1,824,294	1,824,294
19.2 End of period (Line 18 plus Line 19.1).....	116	848,467	185,741

Note: Supplemental disclosures of cash flow information for non-cash transactions:

20.0001	0	0	0
---------	---	---	---

EXHIBIT 1

DIRECT PREMIUMS AND DEPOSIT-TYPE CONTRACTS

	1 Current Year To Date	2 Prior Year To Date	3 Prior Year Ended December 31
1. Life Insurance.....	413,816	456,590	886,489
2. Individual annuities.....	14,250	41,431	66,131
3. Accident and Health.....	26,884,166	29,336,740	56,991,231
4. Aggregate of all other lines of business.....	0	0	0
5. Subtotal (Lines 1 through 4).....	27,312,232	29,834,761	57,943,851
6. Fraternal.....	0	0	0
7. Expenses.....	0	0	0
8. Subtotal (Lines 5 through 7).....	27,312,232	29,834,761	57,943,851
9. Deposit-type contracts.....	0	0	0
10. Total.....	27,312,232	29,834,761	57,943,851

DETAILS OF WRITE-INS

0401.	0	0	0
0402.	0	0	0
0403.	0	0	0
0498. Summary of remaining write-ins for Line 4 from overflow page.....	0	0	0
0499. Total (Lines 0401 thru 0403 plus 0498) (Line 4 above).....	0	0	0

NOTES TO FINANCIAL STATEMENTS

Note 1 – Summary of Significant Accounting Policies and Going Concern

A. Accounting Practices

	SSAP #	F/S Page	F/S Line #	2017	2016
NET INCOME					
(1) The Order Of United Commercial Travelers Of America state basis (Page 4, Line 31, Columns 1 & 2)	XXX	XXX	XXX	\$ (297,324)	\$ (91,789)
(2) State Prescribed Practice that is an increase/(decrease) from NAIC SAP					
				0	0
(3) State Permitted Practice that is an increase/(decrease) from NAIC SAP					
				0	0
(4) NAIC SAP (1 – 2 – 3 = 4)	XXX	XXX	XXX	\$ (297,324)	\$ (91,789)
SURPLUS					
(5) The Order Of United Commercial Travelers Of America state basis (Page 3, line 30, Columns 1 & 2)	XXX	XXX	XXX	\$ 9,093,628	\$ 9,411,137
(6) State Prescribed Practice that is an increase/(decrease) from NAIC SAP					
				0	0
(7) State Permitted Practice that is an increase/(decrease) from NAIC SAP					
				0	0
(8) NAIC SAP (5 – 6 – 7 = 8)	XXX	XXX	XXX	\$ 9,093,628	\$ 9,411,137

C. Accounting Policy

(6) No Significant Change

D. Going Concern - No Significant Change

Note 2 – Accounting Changes and Corrections of Errors

No significant changes

Note 3 – Business Combinations and Goodwill

No significant change.

Note 4 – Discontinued Operations

No significant changes

Note 5 – Investments

D. Loan-Backed Securities

(1) No Significant Change

	1	2a	2b	3
	Amortized Cost Basis Before Other-than-Temporary Impairment	Other-Than-Impairment in	Temporary Reocgnized Loss	Fair Value 1 – (2a + 2b)
(2)		Interest	Non- Interest	
OTTI recognized 1 st Quarter				
a. Intent to sell	\$ 0	\$ 0	\$ 0	\$ 0
b. Inability or lack of intent to retain the investment in the security for a period of time sufficient to recover the amortized cost basis	0	0	0	0
c. Total 1 st Quarter	\$ 0	\$ 0	\$ 0	\$ 0
OTTI recognized 2 nd Quarter				
d. Intent to sell	\$ 0	\$ 0	\$ 0	\$ 0
e. Inability or lack of intent to retain the investment in the security for a period of time sufficient to recover the amortized cost basis	0	0	0	0
f. Total 2 nd Quarter	\$ 0	\$ 0	\$ 0	\$ 0
OTTI recognized 3 rd Quarter				
g. Intent to sell	\$ 0	\$ 0	\$ 0	\$ 0
g. Inability or lack of intent to retain the investment in the security for a period of time sufficient to recover the amortized cost basis	0	0	0	0
i. Total 3 rd Quarter	\$ 0	\$ 0	\$ 0	\$ 0
OTTI recognized 4 th Quarter				
j. Intent to sell	\$ 0	\$ 0	\$ 0	\$ 0
k. Inability or lack of intent to retain the investment in the security for a period of time sufficient to recover the amortized cost basis	0	0	0	0
l. Total 4 th Quarter	\$ 0	\$ 0	\$ 0	\$ 0

NOTES TO FINANCIAL STATEMENTS

	1	2a	2b	3
(2)	Amortized Cost Basis Before Other-than-Temporary Impairment	Other-Than-Impairment in	Temporary Reocgnized Loss	Fair Value 1 – (2a + 2b)
		Interest	Non- Interest	
m. Annual aggregate total	XXX	\$ 0	\$ 0	XXX

(3) Recognized OTTI securities

CUSIP	Book/Adjusted Carrying Value Amortized Cost Before Current Period OTTI	Present Value of Projected Cash Flows	Recognized Other-Than-Temporary Impairment	Amortized Cost After Other-Than-Temporary Impairment	Fair Value at Time of OTTI	Date of Financial Statement Where Reported
	\$ 0	\$ 0	\$ 0	\$ 0	\$ 0	
Total			\$ 0			

(4) All impaired securities (fair value is less than cost or amortized cost) for which an other-than-temporary impairment has not been recognized in earnings as a realized loss (including securities with a recognized other-than-temporary impairment for non-interest related declines when a non-recognized interest related impairment remains):

a. The aggregate amount of unrealized losses:	1. Less than 12 Months	\$ (10,241)
	2. 12 Months or Longer	\$ (5,975)
b. The aggregate related fair value of securities with unrealized losses:	1. Less than 12 Months	\$ 1,019,581
	2. 12 Months or Longer	\$ 210,943

(5)

E. Repurchase Agreements and/or Securities Lending Transactions - N/A

(3) Collateral Received

b. The fair value of that collateral and of the portion of that collateral that it has sold or repledged	\$ 0
c.	

I. Working Capital Finance Investments

(2) Aggregate Maturity Distribution on the Underlying Working Capital Finance Programs

	Book/Adjusting Carrying Value
a. Up to 180 Days	\$ 0
b. 181 to 365 Days	0
c. Total	\$ 0

(3) N/A

J. Offsetting and Netting of Assets and Liabilities - N/A

	Gross Amount Recognized	Amount Offset	Net Amount Presented on Financial Statements
(1) Assets			
	\$ 0	\$ 0	\$ 0
(2) Liabilities			
	\$ 0	\$ 0	\$ 0

Note 6 – Joint Ventures, Partnerships and Limited Liability Companies

No significant changes

Note 7 – Investment Income

No significant changes

Note 8 – Derivative Instruments

No significant changes

Note 9 – Income Taxes

No significant changes

Note 10 – Information Concerning Parent, Subsidiaries, Affiliates and Other Related Parties

No significant changes

Note 11 – Debt

B. FHLB (Federal Home Loan Bank) Agreements - NONE

(1) N/A

(2) FHLB Capital Stock

a. Aggregate Totals - N/A

NOTES TO FINANCIAL STATEMENTS

1. Current Period

	1 Total 2 + 3	2 General Account	3 Separate Accounts
(a) Membership Stock – Class A	\$ 0	\$ 0	\$ 0
(b) Membership Stock – Class B	0	0	0
(c) Activity Stock	0	0	0
(d) Excess Stock	0	0	0
(e) Aggregate Total (a+b+c+d)	\$ 0	\$ 0	\$ 0
(f) Actual or estimated borrowing capacity as determined by the insurer	\$ 0	XXX	XXX

2. Prior Year

	1 Total 2 + 3	2 General Account	3 Separate Accounts
(a) Membership Stock – Class A	\$ 0	\$ 0	\$ 0
(b) Membership Stock – Class B	0	0	0
(c) Activity Stock	0	0	0
(d) Excess Stock	0	0	0
(e) Aggregate Total (a+b+c+d)	\$ 0	\$ 0	\$ 0
(f) Actual or estimated borrowing capacity as determined by the insurer	\$ 0	XXX	XXX

b. Membership Stock (Class A and B) Eligible for Redemption

	1	2	Eligible for Redemption			
			3	4	5	6
Membership Stock	Current Period Total (2+3+4+5+6)	Not Eligible for Redemption	Less than 6 Months	6 Months to Less Than 1 Year	1 to Less Than 3 Years	3 to 5 Years
1. Class A	\$ 0	\$ 0	\$ 0	\$ 0	\$ 0	\$ 0
2. Class B	\$ 0	\$ 0	\$ 0	\$ 0	\$ 0	\$ 0

(3) Collateral Pledged to FHLB - N/A

a. Amount Pledged as of Reporting Date

	1 Fair Value	2 Carrying Value	3 Aggregate Total Borrowing
Current Period Total General and Separate Accounts Total Collateral Pledged (Lines 2+3)	\$ 0	\$ 0	\$ 0
Current Period General Account Total Collateral Pledged	0	0	0
Current Period Separate Accounts Total Collateral Pledged	0	0	0
Prior Year Total General and Separate Accounts Total Collateral Pledged	0	0	0

b. Maximum Amount Pledged During Reporting Period

	1 Fair Value	2 Carrying Value	3 Amount Borrowed at Time of Maximum Collateral
Current Period Total General and Separate Accounts Total Collateral Pledged (Lines 2+3)	\$ 0	\$ 0	\$ 0
Current Period General Account Total Collateral Pledged	0	0	0
Current Period Separate Accounts Total Collateral Pledged	0	0	0
Prior Year Total General and Separate Accounts Total Collateral Pledged	0	0	0

(4) Borrowing from FHLB - N/A

a. Amount as of the Reporting Date

1. Current Period

	1 Total 2 + 3	2 General Account	3 Separate Accounts	4 Funding Agreements Reserves Established
(a) Debt	\$ 0	\$ 0	\$ 0	XXX
(b) Funding Agreements	0	0	0	\$ 0
(c) Other	0	0	0	XXX
(d) Aggregate Total (a+b+c)	\$ 0	\$ 0	\$ 0	0

2. Prior Year

	1 Total 2 + 3	2 General Account	3 Separate Accounts	4 Funding Agreements Reserves Established
--	---------------------	-------------------------	---------------------------	---

NOTES TO FINANCIAL STATEMENTS

(a) Debt	\$	0	\$	0	\$	0	XXX
(b) Funding Agreements		0		0		0	\$ 0
(c) Other		0		0		0	XXX
(d) Aggregate Total (a+b+c)	\$	0	\$	0	\$	0	\$ 0

b. Maximum Amount During Reporting Period (Current Period)

	1 Total 2 + 3	2 General Account	3 Separate Accounts
1. Debt	\$ 0	\$ 0	\$ 0
2. Funding Agreements	0	0	0
3. Other	0	0	0
4. Aggregate Total (Lines 1+2+3)	\$ 0	\$ 0	\$ 0

c. FHLB – Prepayment Obligations

	Does the Company have Prepayment Obligations under the Following Arrangements (YES/NO)
1. Debt	
2. Funding Agreements	
3. Other	

Note 12 – Retirement Plans, Deferred Compensation, Postemployment Benefits and Compensated Absences and Other Postretirement Benefit Plans

A. Defined Benefit Plan - N/A

(4) Components of net periodic benefit cost	Pension Benefits		Postretirement Benefits		Special or	Contractual
					Benefits per	SSAP No. 11
	Current Period	Prior Year	Current Period	Prior Year	Current Period	Prior Year
a. Service cost	\$ 0	\$ 0	\$ 0	\$ 0	\$ 0	\$ 0
b. Interest cost	0	0	0	0	0	0
c. Expected return on plan assets	0	0	0	0	0	0
d. Transition asset or obligation	0	0	0	0	0	0
e. Gains and losses	0	0	0	0	0	0
f. Prior service cost or credit	0	0	0	0	0	0
g. Gain or loss recognized due to a settlement curtailment	0	0	0	0	0	0
h. Total net periodic benefit cost	\$ 0	\$ 0	\$ 0	\$ 0	\$ 0	\$ 0

Note 13 – Capital and Surplus, Dividend Restrictions and Quasi-Reorganizations

No significant changes

Note 14 – Liabilities, Contingencies and Assessments

A. Contingent Commitments

- (1) Total SSAP No. 97, Investments in Subsidiary, Controlled, and Affiliated Entities, A Replacement of SSAP No. 88, and SSAP No. 48, Joint Ventures, Partnerships and Limited Liability Company contingent liabilities: \$0.
- (2) Detail of other contingent commitments

Nature and Circumstances of Guarantee and Key Attributes, Including Date and Duration of Agreement	Liability Recognition of Guarantee, (Including Amount Recognized at Inception. If no Initial Recognition, Document Exception Allowed Under SSAP No. 5R)	Ultimate Financial Statement Impact if Action under the Guarantee is Required	Maximum Potential Amount of Future Payments (Undiscounted) the Guarantor could be Required to make under the Guarantee. If unable to Develop an Estimate, this Should be Specifically Noted	Current Status of Payment or Performance Risk of Guarantee. Also Provide Additional Discussion as Warranted
	\$ 0		\$ 0	
Total	\$ 0	XXX	\$ 0	XXX

(3)

a. Aggregate maximum potential of future payments of all guarantees (undiscounted) the guarantor could be required to make under guarantees. (Should equal total of column 4 for (2) above.	\$ 0
b. Contingent liabilities recognized in F/S.	
1. Noncontingent liabilities	\$ 0

NOTES TO FINANCIAL STATEMENTS

2.	Contingent liabilities	\$	0
c.	Ultimate financial statement impact if action under the guarantee is required.		
1.	Investments in SCA	\$	0
2.	Joint Venture		0
3.	Dividends to stockholders (capital contribution)		0
4.	Expense		0
5.	Other		0
6.	Total (should equal (3)a)	\$	0

B. Assessments - N/A

(1) Where Amount is Unknown - N/A

Where Amount is Known - N/A

(2)

a.	Assets recognized from paid and accrued premium tax offsets and policy surcharges prior year –end	\$	0
b.	Decreases current period:		
			0
c.	Increases current period:		
			0
d.	Assets recognized from paid and accrued premium tax offsets and policy surcharges current period	\$	0

C. Gain Contingencies - N/A

D. Claims Related Extra Contractual Obligation and Bad Faith Losses Stemming from Lawsuits - N/A

The Order Of United Commercial Travelers Of America paid the following amounts in the reporting period to settle claims related extra contractual obligations or bad faith claims stemming from lawsuits:

	Direct
Claims related ECO and bad faith losses paid during the reporting period	\$ 0

Number of claims where amounts were paid to settle claims related extra contractual obligations or bad faith claims resulting from lawsuits during the reporting period:

(a) 0-25 Claims	(b) 26-50 Claims	(c) 51-100 Claims	(d) 101-500 Claims	(e) More than 500 Claims

Indicate whether claim count information is disclosed per claim or per claimant: N/A

(f) Per Claim [] (g) Per Claimant []

E. Joint and Several Liabilities - N/A

F. All Other Contingencies - N/A

Note 15 – Leases

No significant changes

Note 16 – Information about Financial Instruments with Off-Balance Sheet Risk and Financial Instruments with Concentrations of Credit Risk

No significant changes

Note 17 – Sale, Transfer and Servicing of Financial Assets and Extinguishments of Liabilities

B. Transfer and Servicing of Financial Assets - N/A

(2) N/A

(4) N/A

(a) N/A

(b) N/A

C. Wash Sales - NONE

(1) N/A

(2) The details by NAIC designation 3 or below, or unrated of securities sold during the year ended December 31, 2017 and reacquired within 30 days of the sale date are:

Description	NAIC Designation	Number of Transactions	Book Value of Securities Sold	Cost of Securities Repurchased	Gain/(Loss)
		0	\$ 0	\$ 0	\$ 0

Note 18 – Gain or Loss to the Reporting Entity from Uninsured Plans and the Portion of Partially Insured Plans

No significant changes

NOTES TO FINANCIAL STATEMENTS

Note 19 – Direct Premium Written/Produced by Managing General Agents/Third Party Administrators

No significant changes

Note 20 – Fair Value Measurements

A. N/A

(1) Fair Value Measurements at Reporting Date

	Level 1	Level 2	Level 3	Total
Assets at Fair Value				
	\$ 0	\$ 0	\$ 0	\$ 0
Total	\$ 0	\$ 0	\$ 0	\$ 0
Liabilities at Fair Value				
	\$ 0	\$ 0	\$ 0	\$ 0
Total	\$ 0	\$ 0	\$ 0	\$ 0

(2) Fair Value Measurements in (Level 3) of the Fair Value Hierarchy

	Ending Balance as of Prior Quarter End	Transfers Into Level 3	Transfers Out of Level 3	Total Gains and (Losses) Included in Net Income	Total Gains and (Losses) Included in Surplus	Purchases	Issuances	Sales	Settle-ments	Ending Balance for Current Quarter End
a. Assets										
	\$ 0	\$ 0	\$ 0	\$ 0	\$ 0	\$ 0	\$ 0	\$ 0	\$ 0	\$ 0
Total	\$ 0	\$ 0	\$ 0	\$ 0	\$ 0	\$ 0	\$ 0	\$ 0	\$ 0	\$ 0
b. Liabilities										
	\$ 0	\$ 0	\$ 0	\$ 0	\$ 0	\$ 0	\$ 0	\$ 0	\$ 0	\$ 0
Total	\$ 0	\$ 0	\$ 0	\$ 0	\$ 0	\$ 0	\$ 0	\$ 0	\$ 0	\$ 0

(3) N/A

(4) N/A

(5) N/A

B. N/A

C. N/A

Type of Financial Instrument	Aggregate Fair Value	Admitted Assets	(Level 1)	(Level 2)	(Level 3)	Not Practicable (Carrying Value)
	\$ 0	\$ 0	\$ 0	\$ 0	\$ 0	\$ 0

D. Not Practicable to Estimate Fair Value

Type of Class or Financial Instrument	Carrying Value	Effective Interest Rate	Maturity Date	Explanation
	\$ 0	0.000		

Note 21 – Other Items

No significant changes

Note 22 – Events Subsequent

No significant changes

Note 23 – Reinsurance

No significant changes

Note 24 – Retrospectively Rated Contracts and Contracts Subject to Redetermination

E. Risk Sharing Provisions of the Affordable Care Act

(1) Did the reporting entity write accident and health insurance premium which is subject to the Affordable Care Act risk sharing provisions

Yes [] No []

(2) Impact of Risk Sharing Provisions of the Affordable Care Act on admitted assets, liabilities and revenue for the current year:

a. Permanent ACA Risk Adjustment Program	AMOUNT
Assets	
1. Premium adjustments receivable due to ACA Risk Adjustment	\$ 0
Liabilities	
2. Risk adjustment user fees payable for ACA Risk Adjustment	0
3. Premium adjustments payable due to ACA Risk Adjustment	0
Operations (Revenue & Expenses)	
4. Reported as revenue in premium for accident and health contracts (written/collected) due to ACA Risk Adjustment	0
5. Reported in expenses as ACA Risk Adjustment user fees (incurred/paid)	\$ 0
b. Transitional ACA Reinsurance Program	AMOUNT
Assets	
1. Amounts recoverable for claims paid due to ACA Reinsurance	\$ 0

NOTES TO FINANCIAL STATEMENTS

b. Transitional ACA Reinsurance Program		AMOUNT
2. Amounts recoverable for claims unpaid due to ACA Reinsurance (contra liability)		0
3. Amounts receivable relating to uninsured plans for contributions for ACA Reinsurance		0
Liabilities		
4. Liabilities for contributions payable due to ACA Reinsurance – not reported as ceded premium		0
5. Ceded reinsurance premiums payable due to ACA Reinsurance		0
6. Liabilities for amounts held under uninsured plans contributions for ACA Reinsurance	\$	0
Operations (Revenue & Expenses)		
7. Ceded reinsurance premiums due to ACA Reinsurance	\$	0
8. Reinsurance recoveries (income statement) due to ACA Reinsurance payments or expected payments		0
9. ACA Reinsurance contributions – not reported as ceded premium	\$	0

c. Temporary ACA Risk Corridors Program		AMOUNT
Assets		
1. Accrued retrospective premium due to ACA Risk Corridors	\$	0
Liabilities		
2. Reserve for rate credits or policy experience rating refunds due to ACA Risk Corridors		0
Operations (Revenue & Expenses)		
3. Effect of ACA Risk Corridors on net premium income (paid/received)		0
4. Effect of ACA Risk Corridors on change in reserves for rate credits	\$	0

(3) Roll forward of prior year ACA Risk Sharing Provisions for the following asset (gross of any nonadmission) and liability balances along with the reasons for adjustments to prior year balance:

	Accrued Prior Year Written Before The Prior	During the on Business Dec. 31 of Year	Received or the Current Business Before the Prior	Paid as of Year on Written Dec 31 of Year	Differences		Adjustments			Unsettled as of the	Balances Reporting Date
					Prior Year Accrued Less Payments (Col. 1-3)	Prior Year Accrued Less Payments (Col. 2-4)	To Prior Year Balances	To Prior Year Balances		Cumulative Balance from Prior Years (Col. 1-3+7)	Cumulative Balance from Prior Years (Col. 2-4+8)
	1	2	3	4	5	6	7	8		9	10
	Receivable	(Payable)	Receivable	(Payable)	Receivable	(Payable)	Receivable	(Payable)		Receivable	(Payable)
a. Permanent ACA Risk Adjustment Program											
1. Premium adjustments receivable	\$ 0	\$ 0	\$ 0	\$ 0	\$ 0	\$ 0	\$ 0	\$ 0	A	\$ 0	\$ 0
2. Premium adjustments (payable)	0	0	0	0	0	0	0	0	B	0	0
3. Subtotal ACA Permanent Risk Adjustment Program	\$ 0	\$ 0	\$ 0	\$ 0	\$ 0	\$ 0	\$ 0	\$ 0		\$ 0	\$ 0
b. Transitional ACA Reinsurance Program											
1. Amounts recoverable for claims paid	\$ 0	\$ 0	\$ 0	\$ 0	\$ 0	\$ 0	\$ 0	\$ 0	C	\$ 0	\$ 0
2. Amounts recoverable for claims unpaid (contra liability)	0	0	0	0	0	0	0	0	D	0	0
3. Amounts receivable relating to uninsured plans	0	0	0	0	0	0	0	0	E	0	0
4. Liabilities for contributions payable due to ACA Reinsurance – not reported as ceded premiums	0	0	0	0	0	0	0	0	F	0	0
5. Ceded reinsurance premiums payable	0	0	0	0	0	0	0	0	G	0	0
6. Liability for amounts held under uninsured plans	0	0	0	0	0	0	0	0	H	0	0
6. Subtotal ACA Transitional Reinsurance Program	\$ 0	\$ 0	\$ 0	\$ 0	\$ 0	\$ 0	\$ 0	\$ 0		\$ 0	\$ 0
c. Temporary ACA Risk Corridors Program											
1. Accrued retrospective premium	\$ 0	\$ 0	\$ 0	\$ 0	\$ 0	\$ 0	\$ 0	\$ 0	I	\$ 0	\$ 0
2. Reserve for rate credits or policy experience rating refunds	0	0	0	0	0	0	0	0	J	0	0
3. Subtotal ACA Risk Corridors Program	0	0	0	0	0	0	0	0		0	0
d. Total for ACA Risk Sharing Provisions	\$ 0	\$ 0	\$ 0	\$ 0	\$ 0	\$ 0	\$ 0	\$ 0		\$ 0	\$ 0

NOTES TO FINANCIAL STATEMENTS

Explanations of Adjustments

- A. N/A
- B. N/A
- C. N/A
- D. N/A
- E. N/A
- F. N/A
- G. N/A
- H. N/A
- I. N/A
- J. N/A

(4) Roll-Forward of Risk Corridors Asset and Liability Balances by Program Benefit Year

	Accrued Prior Year Written Before The Prior	During the on Business Dec. 31 of Year	Received or the Current Business Before the Prior	Paid as of Year on Written Dec 31 of Year	Differences		Adjustments			Unsettled as of the	Balances Reporting Date
					Prior Year Accrued Less Payments (Col. 1-3)	Prior Year Accrued Less Payments (Col. 2-4)	To Prior Year Balances	To Prior Year Balances		Cumulative Balance from Prior Years (Col. 1-3+7)	Cumulative Balance from Prior Years (Col. 2-4+8)
	1	2	3	4	5	6	7	8		9	10
	Receivable	(Payable)	Receivable	(Payable)	Receivable	(Payable)	Receivable	(Payable)		Receivable	(Payable)
a. 2014											
1. Accrued retrospective premium	0	0	0	0	0	0	0	0	A	\$ 0	0
2. Reserve for rate credits for policy experience rating refunds	0	0	0	0	0	0	0	0	B	0	0
b. 2016											
1. Accrued retrospective premium	\$ 0	0	0	0	0	0	0	0	C	\$ 0	0
2. Reserve for rate credits for policy experience rating refunds	0	0	0	0	0	0	0	0	D	0	0
c. 2017											
1. Accrued retrospective premium	\$ 0	0	0	0	0	0	0	0	E	\$ 0	0
2. Reserve for rate credits or policy experience rating refunds	0	0	0	0	0	0	0	0	F	0	0
d. Total for Risk Corridors	\$ 0	\$ 0	\$ 0	\$ 0	\$ 0	\$ 0	\$ 0	\$ 0		\$ 0	\$ 0

- A. N/A
- B. N/A
- C. N/A
- D. N/A
- E. N/A
- F. N/A

(5) ACA Risk Corridors Receivable as of Reporting Date - N/A

		1 Estimated Amount to be Filed or Final Amount Filed with CMS	2 Non-Accrued Amounts for Impairment or Other Reasons	3 Amounts Received from CMS	4 Asset Balance (Gross of Non-Admissions) (1-2-3)	5 Non-Admitted Amount	5 Net Admitted Asset (4-5)
a.	2014	\$ 0	\$ 0	\$ 0	\$ 0	\$ 0	\$ 0
b.	2016	\$ 0	\$ 0	\$ 0	\$ 0	\$ 0	\$ 0
c.	2017	\$ 0	\$ 0	\$ 0	\$ 0	\$ 0	\$ 0
d.	Total (a+b+c)	\$ 0	\$ 0	\$ 0	\$ 0	\$ 0	\$ 0

Note 25 – Change in Incurred Losses and Loss Adjustment Expenses

The company did not have any changes in the provision for incurred claim and claim adjustment expenses attributable to insured events of prior years.

Note 26 – Intercompany Pooling Arrangements

No significant changes

Note 27 – Structured Settlements

No significant changes

Note 28 – Health Care Receivables

No significant changes

Note 29 – Participating Policies

No significant changes

Note 30 – Premium Deficiency Reserves

NOTES TO FINANCIAL STATEMENTS

No significant changes

Note 31 – Reserves for Life Contracts and Deposit-Type Contracts

No significant changes

Note 32 – Analysis of Annuity Actuarial Reserves and Deposit Liabilities by Withdrawal Characteristics

No significant changes

Note 33 – Premium and Annuity Considerations Deferred and Uncollected

No significant changes

Note 34 – Separate Accounts

No significant changes

Note 35 – Loss/Claim Adjustment Expenses

No significant changes

GENERAL INTERROGATORIES

PART 1 - COMMON INTERROGATORIES

GENERAL

- 1.1

Did the reporting entity experience any material transactions requiring the filing of Disclosure of Material Transactions with the State of Domicile, as required by the Model Act?

Yes ☐ No ☒
- 1.2

If yes, has the report been filed with the domiciliary state?

Yes ☐ No ☒
- 2.1

Has any change been made during the year of this statement in the charter, by-laws, articles of incorporation, or deed of settlement of the reporting entity?

Yes ☐ No ☒
- 2.2

If yes, date of change:
- 3.1

Is the reporting entity a member of an Insurance Holding Company System consisting of two or more affiliated persons, one or more of which is an insurer?
If yes, complete Schedule Y, Parts 1 and 1A.

Yes ☒ No ☐
- 3.2

Have there been any substantial changes in the organizational chart since the prior quarter end?

Yes ☐ No ☒
- 3.3

If the response to 3.2 is yes, provide a brief description of those changes.

- 4.1

Has the reporting entity been a party to a merger or consolidation during the period covered by this statement?

Yes ☐ No ☒
- 4.2

If yes, provide name of entity, NAIC Company Code, and state of domicile (use two letter state abbreviation) for any entity that has ceased to exist as a result of the merger or consolidation.

1	2	3
Name of Entity	NAIC Company Code	State of Domicile
	0	

5.

If the reporting entity is subject to a management agreement, including third-party administrator(s), managing general agent(s), attorney-in-fact, or similar agreement, have there been any significant changes regarding the terms of the agreement or principals involved?
If yes, attach an explanation.

Yes ☐ No ☐ N/A ☒

- 6.1

State as of what date the latest financial examination of the reporting entity was made or is being made.

12/31/2015
- 6.2

State the as of date that the latest financial examination report became available from either the state of domicile or the reporting entity. This date should be the date of the examined balance sheet and not the date the report was completed or released.

12/31/2015
- 6.3

State as of what date the latest financial examination report became available to other states or the public from either the state of domicile or the reporting entity. This is the release date or completion date of the examination report and not the date of the examination (balance sheet date).

07/20/2016

- 6.4

By what department or departments?
Ohio Department of Insurance

- 6.5

Have all financial statement adjustments within the latest financial examination report been accounted for in a subsequent financial statement filed with Departments?

Yes ☐ No ☐ N/A ☒
- 6.6

Have all of the recommendations within the latest financial examination report been complied with?

Yes ☐ No ☒ N/A ☐
- 7.1

Has this reporting entity had any Certificates of Authority, licenses or registrations (including corporate registration, if applicable) suspended or revoked by any governmental entity during the reporting period?

Yes ☐ No ☒
- 7.2

If yes, give full information:

- 8.1

Is the company a subsidiary of a bank holding company regulated with the Federal Reserve Board?

Yes ☐ No ☒
- 8.2

If response to 8.1 is yes, please identify the name of the bank holding company.

- 8.3

Is the company affiliated with one or more banks, thrifts or securities firms?

Yes ☐ No ☒
- 8.4

If the response to 8.3 is yes, please provide below the names and location (city and state of the main office) of any affiliates regulated by a federal regulatory services agency [i.e. the Federal Reserve Board (FRB), the Office of the Comptroller of the Currency (OCC), the Federal Deposit Insurance Corporation (FDIC) and the Securities Exchange Commission (SEC)] and identify the affiliate's primary federal regulator].

1	2	3	4	5	6
Affiliate Name	Location (City, State)	FRB	OCC	FDIC	SEC

- 9.1

Are the senior officers (principal executive officer, principal financial officer, principal accounting officer or controller, or persons performing similar functions) of the reporting entity subject to a code of ethics, which includes the following standards?

Yes ☒ No ☐

(a)

Honest and ethical conduct, including the ethical handling of actual or apparent conflicts of interest between personal and professional relationships;

(b)

Full, fair, accurate, timely and understandable disclosure in the periodic reports required to be filed by the reporting entity;

(c)

Compliance with applicable governmental laws, rules and regulations;

(d)

The prompt internal reporting of violations to an appropriate person or persons identified in the code; and

(e)

Accountability for adherence to the code.
- 9.11

If the response to 9.1 is No, please explain:
- 9.2

Has the code of ethics for senior managers been amended?

Yes ☐ No ☒
- 9.21

If the response to 9.2 is Yes, provide information related to amendment(s).
- 9.3

Have any provisions of the code of ethics been waived for any of the specified officers?

Yes ☐ No ☒
- 9.31

If the response to 9.3 is Yes, provide the nature of any waiver(s).

FINANCIAL

- 10.1

Does the reporting entity report any amounts due from parent, subsidiaries or affiliates on Page 2 of this statement?

Yes ☐ No ☒

GENERAL INTERROGATORIES

PART 1 - COMMON INTERROGATORIES

10.2 If yes, indicate any amounts receivable from parent included in the Page 2 amount:

\$0

INVESTMENT

11.1 Were any of the stocks, bonds, or other assets of the reporting entity loaned, placed under option agreement, or otherwise made available for use by another person? (Exclude securities under securities lending agreements.)

Yes [] No [X]

11.2 If yes, give full and complete information relating thereto:

12. Amount of real estate and mortgages held in other invested assets in Schedule BA:

\$0

13. Amount of real estate and mortgages held in short-term investments:

\$0

14.1 Does the reporting entity have any investments in parent, subsidiaries and affiliates?

Yes [] No [X]

14.2 If yes, please complete the following:

	1 Prior Year End Book/Adjusted Carrying Value	2 Current Quarter Book/Adjusted Carrying Value
14.21 Bonds	\$0	\$0
14.22 Preferred Stock	0	0
14.23 Common Stock	0	0
14.24 Short-Term Investments	0	0
14.25 Mortgage Loans on Real Estate	0	0
14.26 All Other	0	0
14.27 Total Investment in Parent, Subsidiaries and Affiliates (Subtotal Lines 14.21 to 14.26)	\$0	\$0
14.28 Total Investment in Parent included in Lines 14.21 to 14.26 above	\$0	\$0

15.1 Has the reporting entity entered into any hedging transactions reported on Schedule DB?

Yes [] No [X]

15.2 If yes, has a comprehensive description of the hedging program been made available to the domiciliary state?

Yes [] No [X]

If no, attach a description with this statement.

16. For the reporting entity's security lending program, state the amount of the following as of current statement date:

16.1 Total fair value of reinvested collateral assets reported on Schedule DL, Parts 1 and 2:

\$0

16.2 Total book adjusted/carrying value of reinvested collateral assets reported on Schedule DL, Parts 1 and 2:

\$0

16.3 Total payable for securities lending reported on the liability page:

\$0

17. Excluding items in Schedule E-Part 3-Special Deposits, real estate, mortgage loans and investments held physically in the reporting entity's offices, vaults or safety deposit boxes, were all stocks, bonds and other securities, owned throughout the current year held pursuant to a custodial agreement with a qualified bank or trust company in accordance with Section 1, III - General Examination Considerations, F. Outsourcing of Critical Functions, Custodial or Safekeeping Agreements of the NAIC *Financial Condition Examiners Handbook*?

Yes [] No [X]

17.1 For all agreements that comply with the requirements of the NAIC *Financial Condition Examiners Handbook*, complete the following:

1 Name of Custodian(s)	2 Custodian Address
US Bank National Association	1555 N Riber Center Dr Ste 302; Milwaukee, WI 53212
Wachovia Securities	2010 N Tryon St; Charlotte, NC 28201

17.2 For all agreements that do not comply with the requirements of the NAIC *Financial Condition Examiners Handbook*, provide the name, location and a complete explanation:

1 Name(s)	2 Location(s)	3 Complete Explanation(s)
Scotiastrust	Exchange Tower, 130 King St West, 20th FL; Toronto, ON M5X1K1	Canadian Investments are in compliance with OSFI.

17.3 Have there been any changes, including name changes, in the custodian(s) identified in 17.1 during the current quarter?

Yes [] No [X]

17.4 If yes, give full and complete information relating thereto:

1 Old Custodian	2 New Custodian	3 Date of Change	4 Reason

17.5 Investment management – Identify all investment advisors, investment managers, broker/dealers, including individuals that have the authority to make investment decisions on behalf of the reporting entity. For assets that are managed internally by employees of the reporting entity, note as such ["...that have access to the investment accounts", "handle securities"].

1 Name of Firm or Individual	2 Affiliation
Prime Advisors, Inc.	U

17.5097 For those firms/individuals listed in the table for Question 17.5, do any firms/individuals unaffiliated with the reporting entity (i.e., designated with a "U") manage more than 10% of the reporting entity's assets?

Yes [X] No []

17.5098 For firms/individuals unaffiliated with the reporting entity (i.e., designated with a "U") listed in the table for Question 17.5, does the total assets under management aggregate to more than 50% of the reporting entity's assets?

Yes [X] No []

17.6 For those firms or individuals listed in the table for 17.5 with an affiliation code of "A" (affiliated) or "U" (unaffiliated), provide the information for the table below.

1 Central Registration Depository Number	2 Name of Firm or Individual	3 Legal Entity Identifier (LEI)	4 Registered With	5 Investment Management Agreement (IMA) Filed
107860	Frank Conde, Prime Advisors, Inc		SEC	NO

18.1 Have all the filing requirements of the *Purposes and Procedures Manual of the NAIC Investment Analysis Office* been followed?

Yes [X] No []

18.2 If no, list exceptions:

The Order Of United Commercial Travelers Of America
GENERAL INTERROGATORIES (continued)
PART 2 - FRATERNAL

1. Report the statement value of mortgage loans at the end of this reporting period for the following categories:

1.1 Long-term mortgages in good standing:

Reponses

1.11 Farm mortgages..... \$.....0

1.12 Residential mortgages..... \$.....0

1.13 Commercial mortgages..... \$.....0

1.14 Total mortgages in good standing..... \$.....0

1.2 Long-term mortgages in good standing with restructured terms:

1.21 Total mortgages in good standing with restructured terms..... \$.....0

1.3 Long-term mortgage loans upon which interest is overdue more than three months:

1.31 Farm mortgages..... \$.....0

1.32 Residential mortgages..... \$.....0

1.33 Commercial mortgages..... \$.....0

1.34 Total mortgages with interest overdue more than three months..... \$.....0

1.4 Long-term mortgage loans in process of foreclosure:

1.41 Farm mortgages..... \$.....0

1.42 Residential mortgages..... \$.....0

1.43 Commercial mortgages..... \$.....0

1.44 Total mortgages in process of foreclosure..... \$.....0

1.5 Total mortgage loans (Lines 1.14 + 1.21 + 1.34 + 1.44) (Page 2, Column 3, Lines 3.1 + 3.2)..... \$.....0

1.6 Long-term mortgages foreclosed, properties transferred to real estate in current quarter:

1.61 Farm mortgages..... \$.....0

1.62 Residential mortgages..... \$.....0

1.63 Commercial mortgages..... \$.....0

1.64 Total mortgages foreclosed and transferred to real estate..... \$.....0

2.1 In all cases where the reporting entity has assumed accident and health risks from another company, provisions should be made in this statement on account of such reinsurance for reserve equal to that which the original company would have been required to establish had it retained the risks. Has this been done?

Yes [X] No []

2.2 If no, explain.....

3. Operating Percentages:

3.1 A&H loss percent..... 65.0

3.2 A&H cost containment percent..... 0.0

3.3 A&H expense percent excluding cost containment expenses..... 56.5

4.1 Do you act as a custodian for health savings accounts?..... Yes [] No [X]

4.2 If yes, please provide the amount of custodial funds held as of the reporting date..... \$.....0

4.3 Do you act as an administrator for health savings accounts?..... Yes [] No [X]

4.4 If yes, please provide the balance of the funds administered as of the reporting date..... \$.....0

5.1 Does the reporting entiy have outstanding assessments in the form of liens against policy benefits that have increased surplus?..... Yes [] No [X]

5.2 If yes, what is the date(s) of the original lien and the total outstanding balance of liens that remain in surplus?

Date	Outstanding Lien Amounts
	0

SCHEDULE S - CEDED REINSURANCE

Showing All New Reinsurance Treaties - Current Year to Date

1	2	3	4	5	6	7	8	9
NAIC Company Code	ID Number	Effective Date	Name of Reinsurer	Domiciliary Jurisdiction	Type of Reinsurance Ceded	Type of Reinsurer	Certified Reinsurer Rating (1 through 6)	Effective Date of Certified Reinsuer Rating


NONE

The Order Of United Commercial Travelers Of America
SCHEDULE T - PREMIUMS AND ANNUITY CONSIDERATIONS

Current Year to Date - Allocated by States and Territories

State, Etc.	1	Direct Business Only					
		Life Contracts		4	5	6	7
		2	3				
	Active Status	Life Insurance Premiums	Annuity Considerations	Accident and Health Insurance Premiums, Including Policy, Membership and Other Fees	Other Considerations	Total Columns 2 through 5	Deposit-Type Contracts
1. Alabama.....AL	L...	5,048	0	361,294	0	366,342	0
2. Alaska.....AK	N...	133	0	3,749	0	3,882	0
3. Arizona.....AZ	L...	2,928	500	877,173	0	880,601	0
4. Arkansas.....AR	L...	3,651	0	714,180	0	717,831	0
5. California.....CA	L...	29,782	0	132,375	0	162,157	0
6. Colorado.....CO	L...	991	1,900	946,881	0	949,773	0
7. Connecticut.....CT	L...	2,451	0	4,526	0	6,977	0
8. Delaware.....DE	L...	0	0	4,982	0	4,982	0
9. District of Columbia.....DC	L...	235	0	1,884	0	2,119	0
10. Florida.....FL	L...	32,748	0	1,351,628	0	1,384,376	0
11. Georgia.....GA	L...	12,452	0	179,122	0	191,574	0
12. Hawaii.....HI	N...	0	0	25	0	25	0
13. Idaho.....ID	L...	0	0	1,531,304	0	1,531,304	0
14. Illinois.....IL	L...	24,068	300	1,231,513	0	1,255,881	0
15. Indiana.....IN	L...	23,973	0	1,666,081	0	1,690,055	0
16. Iowa.....IA	L...	5,918	0	705,913	0	711,831	0
17. Kansas.....KS	L...	5,423	900	160,070	0	166,393	0
18. Kentucky.....KY	L...	19,330	0	82,695	0	102,025	0
19. Louisiana.....LA	L...	10,432	0	938,033	0	948,465	0
20. Maine.....ME	N...	0	0	3,158	0	3,158	0
21. Maryland.....MD	L...	2,068	0	22,404	0	24,472	0
22. Massachusetts.....MA	L...	2,145	0	40,689	0	42,834	0
23. Michigan.....MI	L...	36,059	10,000	651,779	0	697,838	0
24. Minnesota.....MN	L...	2,792	0	55,618	0	58,409	0
25. Mississippi.....MS	L...	12,270	200	2,104,437	0	2,116,907	0
26. Missouri.....MO	L...	10,185	0	533,516	0	543,701	0
27. Montana.....MT	L...	249	0	604,824	0	605,073	0
28. Nebraska.....NE	L...	4,469	0	2,809,141	0	2,813,610	0
29. Nevada.....NV	L...	1,117	0	269,072	0	270,189	0
30. New Hampshire.....NH	L...	798	0	8,358	0	9,156	0
31. New Jersey.....NJ	L...	8,432	0	9,834	0	18,267	0
32. New Mexico.....NM	N...	117	0	10,248	0	10,365	0
33. New York.....NY	L...	1,029	0	32,483	0	33,513	0
34. North Carolina.....NC	L...	7,515	0	794,408	0	801,923	0
35. North Dakota.....ND	L...	2,230	0	539,524	0	541,754	0
36. Ohio.....OH	L...	38,644	0	445,422	0	484,065	0
37. Oklahoma.....OK	L...	7,585	0	237,463	0	245,048	0
38. Oregon.....OR	L...	8,032	0	759,385	0	767,417	0
39. Pennsylvania.....PA	L...	19,083	250	322,798	0	342,131	0
40. Rhode Island.....RI	L...	1,477	0	4,185	0	5,662	0
41. South Carolina.....SC	L...	3,896	0	198,156	0	202,052	0
42. South Dakota.....SD	L...	4,794	0	220,316	0	225,110	0
43. Tennessee.....TN	L...	16,368	200	148,558	0	165,126	0
44. Texas.....TX	L...	28,407	0	706,898	0	735,304	0
45. Utah.....UT	L...	332	0	293,056	0	293,389	0
46. Vermont.....VT	L...	0	0	4,332	0	4,332	0
47. Virginia.....VA	L...	10,793	0	1,447,213	0	1,458,007	0
48. Washington.....WA	N...	174	0	60,789	0	60,963	0
49. West Virginia.....WV	L...	5,396	0	670,359	0	675,754	0
50. Wisconsin.....WI	L...	8,522	0	1,281,181	0	1,289,703	0
51. Wyoming.....WY	L...	294	0	541,435	0	541,730	0
52. American Samoa.....AS	N...	0	0	0	0	0	0
53. Guam.....GU	N...	0	0	0	0	0	0
54. Puerto Rico.....PR	N...	0	0	0	0	0	0
55. US Virgin Islands.....VI	N...	0	0	0	0	0	0
56. Northern Mariana Islands.....MP	N...	0	0	0	0	0	0
57. Canada.....CAN	L...	8,896	0	77,403	0	86,299	0
58. Aggregate Other Alien.....OT	XXX	0	0	0	0	0	0
59. Subtotals.....(a).46	XXX	433,730	14,250	26,801,871	0	27,249,851	0
90. Reporting entity contributions for employee benefit plans.....XXX	XXX	0	0	0	0	0	0
91. Dividends or refunds applied to purchase paid-up additions and annuities.....XXX	XXX	0	0	0	0	0	0
92. Dividends or refunds applied to shorten endowment or premium paying period.....XXX	XXX	0	0	0	0	0	0
93. Premium or annuity considerations waived under disability or other contract provisions.....XXX	XXX	0	0	0	0	0	0
94. Aggregate other amounts not allocable by state.....XXX	XXX	0	0	0	0	0	0
95. Totals (Direct Business).....XXX	XXX	433,730	14,250	26,801,871	0	27,249,851	0
96. Plus reinsurance assumed.....XXX	XXX	0	0	0	0	0	0
97. Totals (All Business).....XXX	XXX	433,730	14,250	26,801,871	0	27,249,851	0
98. Less reinsurance ceded.....XXX	XXX	328,501	1,758	20,770,265	0	21,100,524	0
99. Totals (All Business) less reinsurance ceded.....XXX	XXX	105,229	12,492	6,031,606	0	6,149,327	0
DETAILS OF WRITE-INS							
58001.XXX	XXX	0	0	0	0	0	0
58002.XXX	XXX	0	0	0	0	0	0
58003.XXX	XXX	0	0	0	0	0	0
58998. Summary of remaining write-ins for Line 58 from overflow page.....XXX	XXX	0	0	0	0	0	0
58999. Totals (Lines 58001 thru 58003 plus 58998) (Line 58 above).....XXX	XXX	0	0	0	0	0	0
9401.XXX	XXX	0	0	0	0	0	0
9402.XXX	XXX	0	0	0	0	0	0
9403.XXX	XXX	0	0	0	0	0	0
9498. Summary of remaining write-ins for Line 94 from overflow page.....XXX	XXX	0	0	0	0	0	0
9499. Totals (Lines 9401 thru 9403 plus 9498) (Line 94 above).....XXX	XXX	0	0	0	0	0	0

(L) - Licensed or Chartered - Licensed Insurance Carrier or Domiciled RRG; (R) - Registered - Non-domiciled RRGs; (Q) - Qualified - Qualified or Accredited Reinsurer;
(E) - Eligible - Reporting Entities eligible or approved to write Surplus Lines in the state; (N) - None of the above - Not allowed to write business in the state.
(a) Insert the number of L responses except for Canada and Other Alien.



SCHEDULE Y

PART 1A - DETAIL OF INSURANCE HOLDING COMPANY SYSTEM

1	2	3	4	5	6	7	8	9	10	11	12	13	14	15	16
Group Code	Group Name	NAIC Company Code	ID Number	Federal RSSD	CIK	Name of Securities Exchange if Publicly Traded (U.S. or International)	Names of Parent, Subsidiaries or Affiliates	Domiciliary Location	Relationship to Reporting Entity	Directly Controlled by (Name of Entity/Person)	Type of Control (Ownership Board, Management, Attorney-in-Fact, Influence, Other)	If Control is Ownership Provide Percentage	Ultimate Controlling Entity(ies)/Person(s)	Is an SCA Filing Required? (Y/N)	*
Members															
0000	56383...	31-4273120..00	The Order of United Commercial Travelers of America	OH.....	RE.....	The Order of United Commercial Travelers of America	Board.....0.000	The Order of United Commercial Travelers of AmericaN.....	0.....
0000	0.....	31-1486573..00	UCT Charities.....	OH.....	OTH.....	The Order of United Commercial Travelers of America	Other.....0.000	The Order of United Commercial Travelers of AmericaN.....	1.....
0000	0.....	47-3632781..00	UCT Insurance Agency LLC.....	OH.....	DS.....	The Order of United Commercial Travelers of America	Ownership.....100.000	The Order of United Commercial Travelers of AmericaN.....	0.....

Aster	Explanation
1	This entity is a 501(c)(3) charitable organization that provides scholarships. The Board of Directors of UCT Charities is appointed by the Board of The Order of United Commercial Travelers of America.

The Order Of United Commercial Travelers Of America

SUPPLEMENTAL EXHIBITS AND SCHEDULES INTERROGATORIES

The following supplemental reports are required to be filed as part of your statement filing. However, in the event that your company does not transact the type of business for which the special report must be filed, your response of NO to the specific interrogatory will be accepted in lieu of filing a "NONE" report and a bar code will be printed below. If the supplement is required of your company but is not being filed for whatever reason, enter SEE EXPLANATION and provide an explanation following the interrogatory questions.

	Response
1. Will the Trusteed Surplus Statement be filed with the state of domicile and the NAIC with this statement?	NO
2. Will the Medicare Part D Coverage Supplement be filed with the state of domicile and the NAIC with this statement?	NO
3. Will the Reasonableness of Assumptions Certification required by Actuarial Guideline XXXV be filed with the state of domicile and electronically with the NAIC?	NO
4. Will the Reasonableness and Consistency of Assumptions Certification required by Actuarial Guideline XXXV be filed with the state of domicile and electronically with the NAIC?	NO
5. Will the Reasonableness of Assumptions Certification for Implied Guaranteed Rate Method required by Actuarial Guideline XXXVI be filed with the state of domicile and electronically with the NAIC?	NO
6. Will the Reasonableness and Consistency of Assumptions Certification required by Actuarial Guideline XXXVI (Updated Average Market Value) be filed with the state of domicile and electronically with the NAIC?	NO
7. Will the Reasonableness and Consistency of Assumptions Certification required by Actuarial Guideline XXXVI (Updated Market Value) be filed with the state of domicile and electronically with the NAIC?	NO

Explanations:

1.

The data for this supplement is not required to be filed.
2.

The data for this supplement is not required to be filed.
3.

The data for this supplement is not required to be filed.
4.



The data for this supplement is not required to be filed.
5.

The data for this supplement is not required to be filed.
6.

The data for this supplement is not required to be filed.
7.

The data for this supplement is not required to be filed.

Bar Code:



The Order Of United Commercial Travelers Of America
Overflow Page for Write-Ins

NONE

The Order Of United Commercial Travelers Of America
SCHEDULE A - VERIFICATION

Real Estate

	1	2
	Year to Date	Prior Year Ended December 31
1. Book/adjusted carrying value, December 31 of prior year.....	0	0
2. Cost of acquired:		
2.1 Actual cost at time of acquisition.....	0	0
2.2 Additional investment made after acquisition.....	0	0
3. Current year change in encumbrances.....	0	0
4. Total gain (loss) on disposals.....	0	0
5. Deduct amounts received on disposals.....	0	0
6. Total foreign exchange change in book/adjusted carrying value.....	0	0
7. Deduct current year's other-than-temporary impairment recognized.....	0	0
8. Deduct current year's depreciation.....	0	0
9. Book/adjusted carrying value at end of current period (Lines 1+2+3+4-5+6-7-8).....	0	0
10. Deduct total nonadmitted amounts.....	0	0
11. Statement value at end of current period (Line 9 minus Line 10).....	0	0

SCHEDULE B - VERIFICATION

Mortgage Loans

	1	2
	Year to Date	Prior Year Ended December 31
1. Book value/recorded investment excluding accrued interest, December 31 of prior year.....	0	0
2. Cost of acquired:		
2.1 Actual cost at time of acquisition.....	0	0
2.2 Additional investment made after acquisition.....	0	0
3. Capitalized deferred interest and other.....	0	0
4. Accrual of discount.....	0	0
5. Unrealized valuation increase (decrease).....	0	0
6. Total gain (loss) on disposals.....	0	0
7. Deduct amounts received on disposals.....	0	0
8. Deduct amortization of premium and mortgage interest points and commitment fees.....	0	0
9. Total foreign exchange change in book value/recorded investment excluding accrued interest.....	0	0
10. Deduct current year's other-than-temporary impairment recognized.....	0	0
11. Book value/recorded investment excluding accrued interest at end of current period (Lines 1+2+3+4+5+6-7-8+9-10).....	0	0
12. Total valuation allowance.....	0	0
13. Subtotal (Line 11 plus Line 12).....	0	0
14. Deduct total nonadmitted amounts.....	0	0
15. Statement value at end of current period (Line 13 minus Line 14).....	0	0

NONE

SCHEDULE BA - VERIFICATION

Other Long-Term Invested Assets

	1	2
	Year to Date	Prior Year Ended December 31
1. Book/adjusted carrying value, December 31 of prior year.....	0	0
2. Cost of acquired:		
2.1 Actual cost at time of acquisition.....	0	0
2.2 Additional investment made after acquisition.....	0	0
3. Capitalized deferred interest and other.....	0	0
4. Accrual of discount.....	0	0
5. Unrealized valuation increase (decrease).....	0	0
6. Total gain (loss) on disposals.....	0	0
7. Deduct amounts received on disposals.....	0	0
8. Deduct amortization of premium and depreciation.....	0	0
9. Total foreign exchange change in book/adjusted carrying value.....	0	0
10. Deduct current year's other-than-temporary impairment recognized.....	0	0
11. Book/adjusted carrying value at end of current period (Lines 1+2+3+4+5+6-7-8+9-10).....	0	0
12. Deduct total nonadmitted amounts.....	0	0
13. Statement value at end of current period (Line 11 minus Line 12).....	0	0

NONE

SCHEDULE D - VERIFICATION

Bonds and Stocks

	1	2
	Year to Date	Prior Year Ended December 31
1. Book/adjusted carrying value of bonds and stocks, December 31 of prior year.....	15,352,491	15,226,250
2. Cost of bonds and stocks acquired.....	1,168,917	2,851,948
3. Accrual of discount.....	3,459	7,990
4. Unrealized valuation increase (decrease).....	0	0
5. Total gain (loss) on disposals.....	4,345	5,230
6. Deduct consideration for bonds and stocks disposed of.....	1,187,314	2,763,247
7. Deduct amortization of premium.....	33,373	79,018
8. Total foreign exchange change in book/adjusted carrying value.....	109,658	103,338
9. Deduct current year's other-than-temporary impairment recognized.....	0	0
10. Book/adjusted carrying value at end of current period (Lines 1+2+3+4+5-6-7+8-9).....	15,418,183	15,352,491
11. Deduct total nonadmitted amounts.....	0	0
12. Statement value at end of current period (Line 10 minus Line 11).....	15,418,183	15,352,491

SCHEDULE D - PART 1B

Showing the Acquisitions, Dispositions and Non-Trading Activity
During the Current Quarter for all Bonds and Preferred Stock by NAIC Designation

	1	2	3	4	5	6	7	8
NAIC Designation	Book/Adjusted Carrying Value Beginning of Current Quarter	Acquisitions During Current Quarter	Dispositions During Current Quarter	Non-Trading Activity During Current Quarter	Book/Adjusted Carrying Value End of First Quarter	Book/Adjusted Carrying Value End of Second Quarter	Book/Adjusted Carrying Value End of Third Quarter	Book/Adjusted Carrying Value December 31 Prior Year
BONDS								
1. NAIC 1 (a).....	13,136,662	1,198,583	1,323,195	50,248	13,136,662	13,062,298		13,107,779
2. NAIC 2 (a).....	2,428,107	310,754	205,263	15,461	2,428,107	2,549,059		2,423,479
3. NAIC 3 (a).....	0	0	0	0	0	0		0
4. NAIC 4 (a).....	0	0	0	0	0	0		0
5. NAIC 5 (a).....	0	0	0	0	0	0		0
6. NAIC 6 (a).....	0	0	0	0	0	0		0
7. Total Bonds.....	15,564,769	1,509,337	1,528,458	65,709	15,564,769	15,611,357	0	15,531,258
PREFERRED STOCK								
8. NAIC 1.....	0	0	0	0	0	0		0
9. NAIC 2.....	0	0	0	0	0	0		0
10. NAIC 3.....	0	0	0	0	0	0		0
11. NAIC 4.....	0	0	0	0	0	0		0
12. NAIC 5.....	0	0	0	0	0	0		0
13. NAIC 6.....	0	0	0	0	0	0		0
14. Total Preferred Stock.....	0	0	0	0	0	0	0	0
15. Total Bonds and Preferred Stock.....	15,564,769	1,509,337	1,528,458	65,709	15,564,769	15,611,357	0	15,531,258

(a) Book/Adjusted Carrying Value column for the end of the current reporting period includes the following amount of short-term and cash equivalent bonds by NAIC designation:
NAIC 1 \$.....193,175; NAIC 2 \$.....0; NAIC 3 \$.....0; NAIC 4 \$.....0; NAIC 5 \$.....0; NAIC 6 \$.....0.

SCHEDULE DA - PART 1

Short-Term Investments

	1 Book/Adjusted Carrying Value	2 Par Value	3 Actual Cost	4 Interest Collected Year To Date	5 Paid for Accrued Interest Year To Date
9199999.....193,175XXX.....193,1751600

SCHEDULE DA - VERIFICATION

Short-Term Investments

	1 Year To Date	2 Prior Year Ended December 31
1. Book/adjusted carrying value, December 31 of prior year.....178,767153,959
2. Cost of short-term investments acquired.....766,2891,660,256
3. Accrual of discount.....00
4. Unrealized valuation increase (decrease).....00
5. Total gain (loss) on disposals.....00
6. Deduct consideration received on disposals.....751,8811,635,448
7. Deduct amortization of premium.....00
8. Total foreign exchange change in book/adjusted carrying value.....00
9. Deduct current year's other-than-temporary impairment recognized.....00
10. Book/adjusted carrying value at end of current period (Lines 1+2+3+4+5-6-7+8-9).....193,175178,767
11. Deduct total nonadmitted amounts.....00
12. Statement value at end of current period (Line 10 minus Line 11).....193,175178,767

Sch. DB - Pt. A - Verification
NONE

Sch. DB - Pt. B - Verification
NONE

Sch. DB - Pt. C - Sn. 1
NONE

Sch. DB - Pt. C - Sn. 2
NONE

Sch. DB - Verification
NONE

Sch. E - Verification
NONE

Sch. A - Pt. 2
NONE

Sch. A - Pt. 3
NONE

Sch. B - Pt. 2
NONE

Sch. B - Pt. 3
NONE

Sch. BA - Pt. 2
NONE

Sch. BA - Pt. 3
NONE

SCHEDULE D - PART 3

Showing all Long-Term Bonds and Stocks ACQUIRED During Current Quarter

1	2			3	4	5	6	7	8	9	10
CUSIP Identification	Description			Foreign	Date Acquired	Name of Vendor	Number of Shares of Stock	Actual Cost	Par Value	Paid for Accrued Interest and Dividends	NAIC Designation or Market Indicator (a)
Bonds - U.S. Government											
912828 U5 7	US TREASURY N/B.....			05/04/2017.....	CITIGROUP/ELECTRONIC.....	99,984	100,000	911	1.....
912828 WY 2	US TREASURY N/B.....			06/27/2017.....	CITIGROUP/ELECTRONIC.....	51,037	50,000	460	1.....
0599999	Total - Bonds - U.S. Government.....			151,021	150,000	1,371	XXX.....
Bonds - U.S. Special Revenue and Special Assessment											
53945C HD 5	LOS ANGELES CA WSTWTR.....			05/10/2017.....	MORGAN STANLEY.....	200,000	200,000	0	1FE.....
73474T AG 5	PORT OF MORROW OR TRANSM FACS.....			05/11/2017.....	RAMIREZ.....	101,700	100,000	570	1FE.....
3199999	Total - Bonds - U.S. Special Revenue and Special Assessments.....			301,700	300,000	570	XXX.....
Bonds - Industrial and Miscellaneous											
124857 AP 8	CBS CORP.....			05/05/2017.....	BANK OF AMERICA.....	100,409	100,000	1,118	2FE.....
871829 BF 3	SYSCO CORP.....			06/19/2017.....	US BANK.....	99,463	100,000	0	2FE.....
91159H HR 4	US BANCORP.....			04/24/2017.....	US BANK.....	99,940	100,000	0	1FE.....
98978V AK 9	ZOETIS INC.....			06/16/2017.....	US BANK.....	110,882	100,000	475	2FE.....
3899999	Total - Bonds - Industrial and Miscellaneous.....			410,694	400,000	1,593	XXX.....
8399997	Total - Bonds - Part 3.....			863,415	850,000	3,534	XXX.....
8399999	Total - Bonds.....			863,415	850,000	3,534	XXX.....
9999999	Total - Bonds, Preferred and Common Stocks.....			863,415	XXX	3,534	XXX.....

(a) For all common stock bearing NAIC market indicator "U" provide the number of such issues:.....0.

The Order Of United Commercial Travelers Of America

SCHEDULE D - PART 4

Showing all Long-Term Bonds and Stocks SOLD, REDEEMED or Otherwise DISPOSED OF During Current Quarter

1	2			3	4	5	6	7	8	9	10	Change in Book/Adjusted Carrying Value					16	17	18	19	20	21	22
												11	12	13	14	15							
				F o r e i g n	Disposal Date	Name of Purchaser	Number of Shares of Stock	Consideration	Par Value	Actual Cost	Prior Year Book/Adjusted Carrying Value	Unrealized Valuation Increase (Decrease)	Current Year's (Amortization) / Accretion	Current Year's Other-Than- Temporary Impairment Recognized	Total Change in B./A.C.V. (11+12-13)	Total Foreign Exchange Change in B./A.C.V.	Book/Adjusted Carrying Value at Disposal Date	Foreign Exchange Gain (Loss) on Disposal	Realized Gain (Loss) on Disposal	Total Gain (Loss) on Disposal	Bond Interest / Stock Dividends Received During Year	Stated Contractual Maturity Date	NAIC Designation or Market Indicator (a)
Bonds - U.S. Government																							
38378K	DB	2	GNMA 2013-43 B.....	..	06/01/2017.	MBS PMT.....	1,3561,3561,3791,3570(1)0(1)01,35600011	04/16/2039.	1.....
912828	TG	5	US TREASURY N/B.....	..	05/04/2017.	CITIGROUP/ELECTRONIC.....	174,850175,000170,803174,380036303630174,7440106106665	07/31/2017.	1.....
912828	UJ	7	US TREASURY N/B.....	..	05/12/2017.	CITIGROUP/ELECTRONIC.....	149,742150,000148,787149,640012201220149,7620(20)(20)1,033	01/31/2018.	1.....
0599999.	Total - Bonds - U.S. Government.....						325,948326,356320,969325,377048404840325,862086861,709	XXX	XXX
Bonds - U.S. Special Revenue and Special Assessment																							
3128M4	WK	5	FHLMC G03050.....	..	06/01/2017.	MBS PMT.....	1,4581,4581,5581,4680(10)0(10)01,45800031	07/01/2037.	1.....
3128M7	L4	6	FHLMC G05447.....	..	06/01/2017.	MBS PMT.....	1,7221,7221,8101,7290(7)0(7)01,72200032	05/01/2039.	1.....
3128M8	AV	6	FHLMC G06020.....	..	06/01/2017.	MBS PMT.....	8888889678950(8)0(8)088800020	12/01/2039.	1.....
3128MJ	S3	5	FHLMC G08537.....	..	06/01/2017.	MBS PMT.....	4,0354,0353,9774,033020204,03500051	07/01/2043.	1.....
3128MJ	UA	6	FHLMC G08576.....	..	06/01/2017.	MBS PMT.....	2,1062,1062,1112,107000002,10600030	03/01/2044.	1.....
3128MJ	VV	9	FHLMC G08627.....	..	06/01/2017.	MBS PMT.....	8,4738,4738,8468,4950(22)0(22)08,473000125	02/01/2045.	1.....
31292S	B3	3	FHLMC C09058.....	..	06/01/2017.	MBS PMT.....	2,7742,7742,8952,7830(9)0(9)02,77400048	03/01/2044.	1.....
3132GK	F4	3	FHLMC Q04087.....	..	06/01/2017.	MBS PMT.....	1,0491,0491,0671,0500(1)0(1)01,04900014	10/01/2041.	1.....
3132GV	L6	7	FHLMC Q09949.....	..	06/01/2017.	MBS PMT.....	3,8183,8184,0073,8280(10)0(10)03,81800049	08/01/2042.	1.....
3138AW	4W	0	FNMA #AJ5336.....	..	06/01/2017.	MBS PMT.....	2,7922,7922,8862,7990(7)0(7)02,79200034	11/01/2026.	1.....
3138M2	A3	0	FNMA #AO9925.....	..	06/01/2017.	MBS PMT.....	2,8872,8873,0852,8980(11)0(11)02,88700041	07/01/2042.	1.....
31398Q	ZS	9	FHLMC 3745 AV.....	..	06/01/2017.	MBS PMT.....	6,7496,7497,3426,7810(32)0(32)06,749000113	09/15/2023.	1.....
3140F9	WA	9	FNMA #BD2440.....	..	06/01/2017.	MBS PMT.....	3,7533,7533,84200(3)0(3)03,75300042	01/01/2047.	1.....
31417Y	TT	4	FNMA #MA0561.....	..	06/01/2017.	MBS PMT.....	2,4102,4102,5072,4160(7)0(7)02,41000040	11/01/2040.	1.....
31418R	GS	4	FNMA #AD3808.....	..	06/01/2017.	MBS PMT.....	9279279799320(5)0(5)092700017	04/01/2040.	1.....
31419G	CZ	5	FNMA #AE5487.....	..	06/01/2017.	MBS PMT.....	2,1522,1522,2372,1590(7)0(7)02,15200031	10/01/2025.	1.....
797669	UH	9	SAN FRANCISCO CA BAY AREA RAPID TRAN	..	05/11/2017.	MCTR.....	200,790200,000200,000200,00000000200,00007907902,996	07/01/2018.	1FE.....
3199999.	Total - Bonds - U.S. Special Revenue and Special Assessments.....						248,783247,993250,116244,3730(137)0(137)0247,99307907903,714	XXX	XXX
Bonds - Industrial and Miscellaneous																							
06849R	AF	9	BARRICK NA FIN LLC.....	..	06/16/2017.	BARCLAYS AMERICAN.....	108,486100,000110,707105,8530(590)0(590)0105,26303,2233,2232,457	05/30/2021.	2FE.....
120568	AV	2	BUNGE LTD FIN CO.....	..	06/15/2017.	MATURITY.....	100,000100,00099,80899,9810190190100,0000001,600	06/15/2017.	2FE.....
372546	AR	2	GEORGE WASHINGTON UNIV.....	..	04/24/2017.	MILLENNIUM.....	100,111100,000100,000100,00000000100,00001111111,127	09/15/2017.	1FE.....
45824R	AA	7	INTEGRATED TEAM SJHC.....	..	05/31/2017.	SINK.....	142148187142000045187(46)0(46)4	11/30/2042.	1FE.....
78461G	AB	8	SNC-LAVALIN INNISFREE.....	..	06/30/2017.	SINK.....	266266338257000081338(72)0(72)17	06/30/2044.	1FE.....
3899999.	Total - Bonds - Industrial and Miscellaneous.....						309,005300,414311,040306,2330(571)0(571)126305,788(118)3,3343,2165,205	XXX	XXX
8399997.	Total - Bonds - Part 4.....						883,736874,763882,125875,9830(224)0(224)126879,643(118)4,2104,09210,628	XXX	XXX
8399999.	Total - Bonds.....						883,736874,763882,125875,9830(224)0(224)126879,643(118)4,2104,09210,628	XXX	XXX
9999999.	Total - Bonds, Preferred and Common Stocks.....						883,736	XXX882,125875,9830(224)0(224)126879,643(118)4,2104,09210,628	XXX	XXX

(a) For all common stock bearing the NAIC market indicator "U" provide: the number of such issues:0.

Sch. DB - Pt. A - Sn. 1
NONE

Sch. DB - Pt. B - Sn. 1
NONE

Sch. DB - Pt. D - Sn. 1
NONE

Sch. DB - Pt. D - Sn. 2
NONE

Sch. DL - Pt. 1
NONE

Sch. DL - Pt. 2
NONE

SCHEDULE E - PART 1 - CASH

Month End Depository Balances

1	2	3	4	5	Book Balance at End of Each Month During Current Quarter			9
					6	7	8	
Depository	Code	Rate of Interest	Amount of Interest Received During Current Quarter	Amount of Interest Accrued at Current Statement Date	First Month	Second Month	Third Month	*
Open Depositories								
KeyBank Cleveland, Ohio USA.....	0.000004,67110,652476,319	XXX
Modern Woodman Bank..... Rock Island, IL USA.....	0.0001,9480(358,719)(382,929)(759,150)	XXX
Royal Bank..... Calgary, AB Canada.....	0.0000057,53331,36561,281	XXX
Scotia Wealth..... Toronto, ON Canada.....	0.00025033,09343,74026,374	XXX
0199999. Total Open Depositories.....	XXX	XXX1,9730(263,421)(297,173)(195,175)	XXX
0399999. Total Cash on Deposit.....	XXX	XXX1,9730(263,421)(297,173)(195,175)	XXX
0499999. Cash in Society's Office.....	XXX	XXX	XXX	XXX2,1102,1112,116	XXX
0599999. Total Cash.....	XXX	XXX1,9730(261,311)(295,061)(193,060)	XXX

SCHEDULE E - PART 2 - CASH EQUIVALENTS

Show Investments Owned End of Current Quarter

1	2	3	4	5	6	7	8
Description	Code	Date Acquired	Rate of Interest	Maturity Date	Book/Adjusted Carrying Value	Amount of Interest Due & Accrued	Amount Received During Year

NONE