



## ASSETS

	Current Statement Date			4
	1	2	3	December 31 Prior Year Net Admitted Assets
	Assets	Nonadmitted Assets	Net Admitted Assets (Cols. 1 - 2)	
1. Bonds .....	2,331,928		2,331,928	2,237,995
2. Stocks:				
2.1 Preferred stocks .....				
2.2 Common stocks .....				
3. Mortgage loans on real estate:				
3.1 First liens .....				
3.2 Other than first liens .....				
4. Real estate:				
4.1 Properties occupied by the company (less \$.....0 encumbrances) .....				
4.2 Properties held for the production of income (less \$.....0 encumbrances) .....				
4.3 Properties held for sale (less \$.....0 encumbrances) .....				
5. Cash (\$.....50,552,003), cash equivalents (\$.....0) and short-term investments (\$.....1,291,032) .....	51,843,035		51,843,035	39,743,948
6. Contract loans (including \$.....0 premium notes) .....				
7. Derivatives .....				
8. Other invested assets .....				
9. Receivables for securities .....				
10. Securities lending reinvested collateral assets .....				
11. Aggregate write-ins for invested assets .....				
12. Subtotals, cash and invested assets (Lines 1 to 11) .....	54,174,963		54,174,963	41,981,943
13. Title plants less \$.....0 charged off (for Title insurers only) .....				
14. Investment income due and accrued .....	26,344		26,344	8,541
15. Premiums and considerations:				
15.1 Uncollected premiums and agents' balances in the course of collection .....				
15.2 Deferred premiums, agents' balances and installments booked but deferred and not yet due (including \$.....0 earned but unbilled premiums) .....				
15.3 Accrued retrospective premiums (\$.....0) and contracts subject to redetermination (\$.....0) .....				
16. Reinsurance:				
16.1 Amounts recoverable from reinsurers .....				
16.2 Funds held by or deposited with reinsured companies .....				
16.3 Other amounts receivable under reinsurance contracts .....				
17. Amounts receivable relating to uninsured plans .....				
18.1 Current federal and foreign income tax recoverable and interest thereon .....				
18.2 Net deferred tax asset .....				
19. Guaranty funds receivable or on deposit .....				
20. Electronic data processing equipment and software .....	18,314	18,314		
21. Furniture and equipment, including health care delivery assets (\$.....0) .....				
22. Net adjustments in assets and liabilities due to foreign exchange rates .....				
23. Receivables from parent, subsidiaries and affiliates .....	11,007,569		11,007,569	45,082,816
24. Health care (\$.....0) and other amounts receivable .....				
25. Aggregate write-ins for other-than-invested assets .....				
26. TOTAL assets excluding Separate Accounts, Segregated Accounts and Protected Cell Accounts (Lines 12 to 25) .....	65,227,190	18,314	65,208,876	87,073,300
27. From Separate Accounts, Segregated Accounts and Protected Cell Accounts .....				
28. TOTAL (Lines 26 and 27) .....	65,227,190	18,314	65,208,876	87,073,300
<b>DETAILS OF WRITE-INS</b>				
1101. ....				
1102. ....				
1103. ....				
1198. Summary of remaining write-ins for Line 11 from overflow page .....				
1199. TOTALS (Lines 1101 through 1103 plus 1198) (Line 11 above) .....				
2501. ....				
2502. ....				
2503. ....				
2598. Summary of remaining write-ins for Line 25 from overflow page .....				
2599. TOTALS (Lines 2501 through 2503 plus 2598) (Line 25 above) .....				

**LIABILITIES, SURPLUS AND OTHER FUNDS**

	1 Current Statement Date	2 December 31 Prior Year
1. Aggregate reserve for life contracts \$.....0 less \$.....0 included in Line 6.3 (including \$.....0 Modco Reserve) .....		0
2. Aggregate reserve for accident and health contracts (including \$.....0 Modco Reserve) .....		
3. Liability for deposit-type contracts (including \$.....0 Modco Reserve) .....		
4. Contract claims:		
4.1 Life .....		
4.2 Accident and health .....		
5. Policyholders' dividends \$.....0 and coupons \$.....0 due and unpaid .....		
6. Provision for policyholders' dividends and coupons payable in following calendar year - estimated amounts:		
6.1 Dividends apportioned for payment (including \$.....0 Modco) .....		
6.2 Dividends not yet apportioned (including \$.....0 Modco) .....		
6.3 Coupons and similar benefits (including \$.....0 Modco) .....		
7. Amount provisionally held for deferred dividend policies not included in Line 6 .....		
8. Premiums and annuity considerations for life and accident & health contracts received in advance less \$.....0 discount; including \$.....0 accident and health premiums .....		
9. Contract liabilities not included elsewhere:		
9.1 Surrender values on canceled contracts .....		
9.2 Provision for experience rating refunds, including the liability of \$.....0 accident and health experience rating refunds of which \$.....0 is for medical loss ratio rebate per the Public Health Service Act .....		
9.3 Other amounts payable on reinsurance; including \$.....0 assumed and \$.....0 ceded .....	98,002	102,095
9.4 Interest Maintenance Reserve .....		
10. Commissions to agents due or accrued-life and annuity contracts \$.....0, accident and health \$.....0 and deposit-type contract funds \$.....0 .....		
11. Commissions and expense allowances payable on reinsurance assumed .....		
12. General expenses due or accrued .....	18,308,946	42,183,008
13. Transfers to Separate Accounts due or accrued (net) (Including \$.....0 accrued for expense allowances recognized in reserves, net of reinsured allowances) .....		
14. Taxes, licenses and fees due or accrued, excluding federal income taxes .....		
15.1 Current federal and foreign income taxes, including \$.....0 on realized capital gains (losses) .....	2,341,376	4,304,551
15.2 Net deferred tax liability .....		
16. Unearned investment income .....		
17. Amounts withheld or retained by company as agent or trustee .....		
18. Amounts held for agents' account, including \$.....0 agents' credit balances .....		
19. Remittances and items not allocated .....		
20. Net adjustment in assets and liabilities due to foreign exchange rates .....		
21. Liability for benefits for employees and agents if not included above .....		
22. Borrowed money \$.....0 and interest thereon \$.....0 .....		
23. Dividends to stockholders declared and unpaid .....		
24. Miscellaneous liabilities:		
24.01 Asset valuation reserve .....	1,650	1,803
24.02 Reinsurance in unauthorized and certified (\$.....0) companies .....		
24.03 Funds held under reinsurance treaties with unauthorized and certified (\$.....0) reinsurers .....		
24.04 Payable to parent, subsidiaries and affiliates .....		
24.05 Drafts outstanding .....		
24.06 Liability for amounts held under uninsured plans .....		
24.07 Funds held under coinsurance .....		
24.08 Derivatives .....		
24.09 Payable for securities .....		
24.10 Payable for securities lending .....		
24.11 Capital notes \$.....0 and interest thereon \$.....0 .....		
25. Aggregate write-ins for liabilities .....	60,411	57,320
26. Total Liabilities excluding Separate Accounts business (Lines 1 to 25) .....	20,810,385	46,648,777
27. From Separate Accounts Statement .....		
28. Total Liabilities (Lines 26 and 27) .....	20,810,385	46,648,777
29. Common capital stock .....	2,727,274	2,727,274
30. Preferred capital stock .....		
31. Aggregate write-ins for other than special surplus funds .....		
32. Surplus notes .....		
33. Gross paid in and contributed surplus .....	4,990,293	4,990,293
34. Aggregate write-ins for special surplus funds .....		
35. Unassigned funds (surplus) .....	36,680,924	32,706,956
36. Less treasury stock, at cost:		
36.1 .....0 shares common (value included in Line 29 \$.....0) .....		
36.2 .....0 shares preferred (value included in Line 30 \$.....0) .....		
37. Surplus (Total Lines 31 to 35, Less 36) (including \$.....0 in Separate Accounts Statement) .....	41,671,217	37,697,249
38. Totals of Lines 29, 30 and 37 .....	44,398,491	40,424,523
39. Totals of Lines 28 and 38 (Page 2, Line 28, Col. 3) .....	65,208,876	87,073,300
<b>DETAILS OF WRITE-INS</b>		
2501. Escheat .....	60,411	57,320
2502. ....		
2503. ....		
2598. Summary of remaining write-ins for Line 25 from overflow page .....		
2599. TOTALS (Lines 2501 through 2503 plus 2598) (Line 25 above) .....	60,411	57,320
3101. ....		
3102. ....		
3103. ....		
3198. Summary of remaining write-ins for Line 31 from overflow page .....		
3199. TOTALS (Lines 3101 through 3103 plus 3198) (Line 31 above) .....		
3401. ....		
3402. ....		
3403. ....		
3498. Summary of remaining write-ins for Line 34 from overflow page .....		
3499. TOTALS (Lines 3401 through 3403 plus 3498) (Line 34 above) .....		

**SUMMARY OF OPERATIONS**

	1 Current Year To Date	2 Prior Year To Date	3 Prior Year Ended December 31
1. Premiums and annuity considerations for life and accident and health contracts			
2. Considerations for supplementary contracts with life contingencies			
3. Net investment income	3,924	12,084	21,797
4. Amortization of Interest Maintenance Reserve (IMR)	4,093	5,343	20,256
5. Separate Accounts net gain from operations excluding unrealized gains or losses			
6. Commissions and expense allowances on reinsurance ceded			
7. Reserve adjustments on reinsurance ceded			
8. Miscellaneous Income:			
8.1 Income from fees associated with investment management, administration and contract guarantees from Separate Accounts			
8.2 Charges and fees for deposit-type contracts			
8.3 Aggregate write-ins for miscellaneous income	9,291,313	4,780,818	19,137,805
9. Totals (Lines 1 to 8.3)	9,299,330	4,798,245	19,179,858
10. Death benefits			
11. Matured endowments (excluding guaranteed annual pure endowments)			
12. Annuity benefits			
13. Disability benefits and benefits under accident and health contracts			
14. Coupons, guaranteed annual pure endowments and similar benefits			
15. Surrender benefits and withdrawals for life contracts			
16. Group conversions			
17. Interest and adjustments on contract or deposit-type contract funds			
18. Payments on supplementary contracts with life contingencies			
19. Increase in aggregate reserves for life and accident and health contracts			
20. TOTALS (Lines 10 to 19)			
21. Commissions on premiums, annuity considerations, and deposit type contract funds (direct business only)			
22. Commissions and expense allowances on reinsurance assumed			
23. General insurance expenses	2,963,168	1,722,178	7,479,792
24. Insurance taxes, licenses and fees, excluding federal income taxes	8,119	11,174	66,145
25. Increase in loading on deferred and uncollected premiums			
26. Net transfers to or (from) Separate Accounts, net of reinsurance			
27. Aggregate write-ins for deductions			
28. Totals (Lines 20 to 27)	2,971,287	1,733,352	7,545,937
29. Net gain from operations before dividends to policyholders and federal income taxes (Line 9 minus Line 28)	6,328,043	3,064,893	11,633,921
30. Dividends to policyholders			
31. Net gain from operations after dividends to policyholders and before federal income taxes (Line 29 minus Line 30)	6,328,043	3,064,893	11,633,921
32. Federal and foreign income taxes incurred (excluding tax on capital gains)	2,341,376	1,134,010	4,304,551
33. Net gain from operations after dividends to policyholders and federal income taxes and before realized capital gains or (losses) (Line 31 minus Line 32)	3,986,667	1,930,883	7,329,370
34. Net realized capital gains (losses) (excluding gains (losses) transferred to the IMR) less capital gains tax of \$.....0 (excluding taxes of \$.....0 transferred to the IMR)			
35. Net income (Line 33 plus Line 34)	3,986,667	1,930,883	7,329,370
<b>CAPITAL AND SURPLUS ACCOUNT</b>			
36. Capital and surplus, December 31, prior year	40,424,523	33,090,315	33,090,315
37. Net Income (Line 35)	3,986,667	1,930,883	7,329,370
38. Change in net unrealized capital gains (losses) less capital gains tax of \$.....0			
39. Change in net unrealized foreign exchange capital gain (loss)			
40. Change in net deferred income tax			
41. Change in nonadmitted assets	(12,852)		(5,461)
42. Change in liability for reinsurance in unauthorized and certified companies			
43. Change in reserve on account of change in valuation basis, (increase) or decrease			
44. Change in asset valuation reserve	153	9,881	10,299
45. Change in treasury stock			
46. Surplus (contributed to) withdrawn from Separate Accounts during period			
47. Other changes in surplus in Separate Accounts Statement			
48. Change in surplus notes			
49. Cumulative effect of changes in accounting principles			
50. Capital changes:			
50.1 Paid in			
50.2 Transferred from surplus (Stock Dividend)			
50.3 Transferred to surplus			
51. Surplus adjustment:			
51.1 Paid in			
51.2 Transferred to capital (Stock Dividend)			
51.3 Transferred from capital			
51.4 Change in surplus as a result of reinsurance			
52. Dividends to stockholders			
53. Aggregate write-ins for gains and losses in surplus			
54. Net change in capital and surplus (Lines 37 through 53)	3,973,968	1,940,764	7,334,208
55. Capital and surplus as of statement date (Lines 36 + 54)	44,398,491	35,031,079	40,424,523
<b>DETAILS OF WRITE-INS</b>			
08.301. Fee for Service	9,291,313	4,780,818	19,137,805
08.302.			
08.303.			
08.398. Summary of remaining write-ins for Line 8.3 from overflow page			
08.399. TOTALS (Lines 08.301 through 08.303 plus 08.398) (Line 8.3 above)	9,291,313	4,780,818	19,137,805
2701.			
2702.			
2703.			
2798. Summary of remaining write-ins for Line 27 from overflow page			
2799. TOTALS (Lines 2701 through 2703 plus 2798) (Line 27 above)			
5301.			
5302.			
5303.			
5398. Summary of remaining write-ins for Line 53 from overflow page			
5399. TOTALS (Lines 5301 through 5303 plus 5398) (Line 53 above)			

**CASH FLOW**

	1 Current Year To Date	2 Prior Year To Date	3 Prior Year Ended December 31
<b>Cash from Operations</b>			
1. Premiums collected net of reinsurance .....			
2. Net investment income .....	(2,156)	7,179	44,102
3. Miscellaneous income .....	9,291,313	4,780,818	19,137,805
4. TOTAL (Lines 1 to 3) .....	9,289,157	4,787,997	19,181,907
5. Benefit and loss related payments .....	0		0
6. Net transfers to Separate Accounts, Segregated Accounts and Protected Cell Accounts .....			
7. Commissions, expenses paid and aggregate write-ins for deductions .....	2,971,287	1,733,377	7,545,962
8. Dividends paid to policyholders .....			
9. Federal and foreign income taxes paid (recovered) net of \$.....0 tax on capital gains (losses) .....	4,304,551		7,177,226
10. TOTAL (Lines 5 through 9) .....	7,275,838	1,733,377	14,723,188
11. Net cash from operations (Line 4 minus Line 10) .....	2,013,319	3,054,620	4,458,719
<b>Cash from Investments</b>			
12. Proceeds from investments sold, matured or repaid:			
12.1 Bonds .....			3,250,000
12.2 Stocks .....		50,788	50,788
12.3 Mortgage loans .....			
12.4 Real estate .....			
12.5 Other invested assets .....			
12.6 Net gains or (losses) on cash, cash equivalents and short-term investments .....			
12.7 Miscellaneous proceeds .....			
12.8 TOTAL investment proceeds (Lines 12.1 to 12.7) .....		50,788	3,300,788
13. Cost of investments acquired (long-term only):			
13.1 Bonds .....	105,656		2,253,789
13.2 Stocks .....			
13.3 Mortgage loans .....			
13.4 Real estate .....			
13.5 Other invested assets .....			
13.6 Miscellaneous applications .....			
13.7 TOTAL investments acquired (Lines 13.1 to 13.6) .....	105,656		2,253,789
14. Net increase (or decrease) in contract loans and premium notes .....			
15. Net cash from investments (Line 12.8 minus Line 13.7 and Line 14) .....	(105,656)	50,788	1,046,999
<b>Cash from Financing and Miscellaneous Sources</b>			
16. Cash provided (applied):			
16.1 Surplus notes, capital notes .....			
16.2 Capital and paid in surplus, less treasury stock .....			
16.3 Borrowed funds .....			
16.4 Net deposits on deposit-type contracts and other insurance liabilities .....			
16.5 Dividends to stockholders .....			
16.6 Other cash provided (applied) .....	10,191,424	25,479,322	7,564,164
17. Net cash from financing and miscellaneous sources (Line 16.1 through 16.4 minus Line 16.5 plus Line 16.6) .....	10,191,424	25,479,322	7,564,164
<b>RECONCILIATION OF CASH, CASH EQUIVALENTS AND SHORT-TERM INVESTMENTS</b>			
18. Net change in cash, cash equivalents and short-term investments (Line 11, plus Lines 15 and 17) .....	12,099,087	28,584,730	13,069,882
19. Cash, cash equivalents and short-term investments:			
19.1 Beginning of year .....	39,743,948	26,674,066	26,674,066
19.2 End of period (Line 18 plus Line 19.1) .....	51,843,035	55,258,796	39,743,948

**Note: Supplemental Disclosures of Cash Flow Information for Non-Cash Transactions:**

20.0001				
---------	--	--	--	--

## EXHIBIT 1

### DIRECT PREMIUMS AND DEPOSIT - TYPE CONTRACTS

	1 Current Year To Date	2 Prior Year To Date	3 Prior Year Ended December 31
1. Industrial life .....			
2. Ordinary life insurance .....	195,072	211,637	779,163
3. Ordinary individual annuities .....	71,218	16,847	52,277
4. Credit life (group and individual) .....			
5. Group life insurance .....			
6. Group annuities .....			
7. A & H - group .....			
8. A & H - credit (group and individual) .....			
9. A & H - other .....	277	277	1,109
10. Aggregate of all other lines of business .....			
11. Subtotal .....	266,567	228,761	832,549
12. Deposit-type contracts .....			
13. Total .....	266,567	228,761	832,549
<b>DETAILS OF WRITE-INS</b>			
1001. ....			
1002. ....			
1003. ....			
1098. Summary of remaining write-ins for Line 10 from overflow page .....			
1099. Totals (Lines 1001 through 1003 plus 1098) (Line 10 above) .....			

## Notes to Financial Statement

### 1. Summary of Significant Accounting Policies and Going Concern

#### A. Accounting Practices

The financial statements of Optum Insurance of Ohio, Inc. (the Company) are presented on the basis of accounting practices prescribed or permitted by the Ohio Department of Insurance (the Department). The Department recognizes only statutory accounting practices prescribed or permitted by the State of Ohio for determining and reporting the financial condition and results of operations of an insurance company, for determining its solvency under Ohio Insurance Law. The National Association of Insurance Commissioners' (NAIC) Accounting Practices and Procedures manual (NAIC SAP) has been adopted as a component of prescribed or permitted practices by the State of Ohio.

A reconciliation of the Company's net income and capital and surplus between NAIC SAP and practices prescribed and permitted by the State of Ohio is shown below:

	State of Domicile	2017	2016
<b>NET INCOME</b>			
The Company state basis (Page 4, Line 35, Columns 1 & 2)	OH	\$ 3,986,667	\$ 7,329,370
State prescribed practices that increase/(decrease) NAIC SAP		-	-
State permitted practices that increase/(decrease) NAIC SAP		-	-
NAIC SAP	OH	<u>\$ 3,986,667</u>	<u>\$ 7,329,370</u>
<b>SURPLUS</b>			
The Company state basis (Page 3, Line 38, Columns 1 & 2)	OH	\$ 44,398,491	\$ 40,424,523
State prescribed practices that increase/(decrease) NAIC SAP		-	-
State permitted practices that increase/(decrease) NAIC SAP		-	-
NAIC SAP	OH	<u>\$ 44,398,491</u>	<u>\$ 40,424,523</u>

#### B. Use of Estimates

The preparation of financial statements in conformity with statutory accounting principles requires management to make estimates and assumptions that affect the reported amounts of assets and liabilities. It also requires disclosure of contingent assets and liabilities at the date of the financial statements and the reported amounts of revenue and expenses during the period. Actual results could differ from those estimates.

#### C. Accounting Policy

The Company uses the following accounting policies:

- 1) Short-term investments are stated at cost which approximates fair value.
- 2) Bonds are valued as prescribed by the NAIC. Bonds not backed by other loans are generally carried at cost, adjusted for the amortization of premiums, accretion of discounts, and any impairment. Premiums and discounts are amortized and accreted over the estimated lives of the related bonds based on the interest-yield method. The Company's bond portfolio is reviewed quarterly and as a result the carrying value of a bond may be reduced to reflect changes in valuation resulting from asset impairment. Bonds that have been assigned the NAIC category 6 are written down to the appropriate NAIC carrying value.
- 3) The Company has no common stocks.
- 4) The Company has no preferred stocks.
- 5) The Company has no mortgage loans.
- 6) The Company has no loan-backed securities.
- 7) The Company has no investments in subsidiaries, controlled and affiliated entities.
- 8) The Company has no investments in joint ventures, partnerships, or limited entities.
- 9) The Company has no derivatives.
- 10) The Company does not have anticipated investment income as a factor in the premium deficiency calculation.
- 11) Unpaid losses and loss adjustment expenses include an amount determined from individual case estimates and loss reports and an amount, based on past experience, for losses incurred but not reported. Such liabilities are necessarily based on assumptions and estimates and while management believes the amount is adequate, the ultimate liability may be in excess of or less than the amount provided. The methods for making such estimates and for establishing the resulting liability are continually reviewed and any adjustments are reflected in the period determined.
- 12) The Company has not modified its capitalization policy from the prior period.
- 13) The Company does not have pharmaceutical rebate receivables.

#### D. Going Concern

Not Applicable

## Notes to Financial Statement

2. Accounting Changes and Corrections of Errors
  - A. Accounting Changes as a Result of a Change in Accounting Principles and/or Corrections of Errors  
Not Applicable.
3. Business Combinations and Goodwill
  - A. Statutory Purchase Method  
Not Applicable.
  - B. Statutory Merger  
Not Applicable.
  - C. Assumption Reinsurance  
Not Applicable.
  - D. Impairment Loss  
Not Applicable.
4. Discontinued Operations  
Not Applicable.
5. Investments
  - A. Mortgage Loans, Including Mezzanine Real Estate Loans  
The Company has no investment in mortgage loans.
  - B. Debt Restructuring  
The Company has no invested assets that are restructured debt.
  - C. Reverse Mortgages  
The Company has no investment in reverse mortgages.
  - D. Loan-Backed Securities  
The Company has no investments in loan-backed securities.
  - E. Repurchase Agreements and/or Securities Lending Transactions  
The Company has no investment in repurchase agreements or securities lending transactions.
  - F. Real Estate  
The Company has no investment in real estate.
  - G. Investments in Low-Income Housing Tax Credits (LIHTC)  
The Company has no investment in low-income housing tax credits.

## Notes to Financial Statement

## H. Restricted Assets

## 1) Restricted Assets (Including Pledged)

Restricted Asset Category	Gross Restricted						8 Total Current Year Admitted Restricted	Percentage		
	Current Year					6 Total From Prior Year		7 Increase/(Decrease ) (Col. 5 minus Col. 6)	9 Gross Restricted to Total Assets	10 Admitted Restricted to Total Admitted Assets
	1 Total General Account (G/A)	2 G/A Supporting Protected Cell Account Activity (a)	3 Total Protected Cell Account Restricted Assets	4 Protected Cell Account Supporting G/A Activity (b)	5 Total (Col. 1 plus Col. 3)					
a. Subject to contractual obligation for which liability is not shown					-		-	0.000%	0.000%	
b. Collateral held under security lending agreements					-		-	0.000%	0.000%	
c. Subject to repurchase agreements					-		-	0.000%	0.000%	
d. Subject to reverse repurchase agreements					-		-	0.000%	0.000%	
e. Subject to dollar repurchase agreements					-		-	0.000%	0.000%	
f. Subject to dollar reverse repurchase agreements					-		-	0.000%	0.000%	
g. Placed under option contracts					-		-	0.000%	0.000%	
h. Letter stock or securities restricted as to sale - excluding FHLB capital stock					-		-	0.000%	0.000%	
i. FHLB capital stock					-		-	0.000%	0.000%	
j. On deposit with states	3,726,808				3,726,808	3,528,907	197,901	5.714%	5.715%	
k. On deposit with other regulatory bodies					-		-	0.000%	0.000%	
l. Pledged as collateral to FHLB (including assets backing lending agreements)					-		-	0.000%	0.000%	
m. Pledged as collateral not captured in other categories					-		-	0.000%	0.000%	
n. Other restricted assets					-		-	0.000%	0.000%	
o. Total Restricted Assets	3,726,808	-	-	-	3,726,808	3,528,907	197,901	5.714%	5.715%	

(a) Subset of column 1

(b) Subset of column 3

(c) Column 5 divided by Asset Page, Column 1, Line 28

(d) Column 9 divided by Asset Page, Column 3, Line 28

## 2) Detail of Assets Pledged as Collateral Not Captured in Other Categories (Contracts that Share Similar Characteristics, Such as Reinsurance and Derivatives, Are Reported in the Aggregate)

Not Applicable.

## 3) Detail of Other Restricted Assets (Contracts that Share Similar Characteristics, Such as Reinsurance and Derivatives, Are Reported in the Aggregate)

Not Applicable.

## 4) Collateral Received and Reflected as Assets Within the Reporting Entity's Financial Statements

Not Applicable

## I. Working Capital Finance Investments

Not Applicable.

## J. Offsetting and Netting of Assets and Liabilities

Not Applicable.

## K. Structured Notes

Not Applicable.

## L. 5\* Securities

Not Applicable.

## 6. Joint Ventures, Partnerships and Limited Liability Companies

## A. Detail for Those Greater than 10% of Admitted Assets

Not Applicable.

## B. Write-down for Impairments

Not Applicable.

## 7. Investment Income

## A. Accrued Investment Income

The Company excludes from surplus all investment income due and accrued on bonds in or near default or that is over 90 days past due.

## B. Amounts Excluded

Not Applicable.

## Notes to Financial Statement

### 8. Derivative Instruments

Not Applicable.

### 9. Income Taxes

The U.S. federal income tax rate applicable to ordinary income is 35% for 2017 and 2016. The Company's federal income tax return will be consolidated with its parent company. Taxes are allocated in accordance with the Company's tax sharing agreement and the Internal Revenue Code Section 1552(a)(1), which apportions the tax liability among the members of the group in accordance with the ratio of the consolidated taxable income attributable to each member of the group having taxable income bears to the consolidated taxable income. Accordingly, the Company's 2017 and 2016 taxes have been calculated using the groups blended statutory rate of 37%. Allocation of income taxes between members of the consolidated group was accounted for in a manner consistent with the principles of ASC 740, "Income Taxes", as modified by SSAP No. 101.

### 10. Information Concerning Parent, Subsidiaries and Affiliates

#### A. B. C. Nature of Relationships

The Company is 100% owned by Optum PBM of Maryland ("Parent"). Optum PBM of Maryland's ultimate parent is UnitedHealth Group, a publicly held corporation trading on the New York stock exchange. The Company currently has a shared services agreement in place with affiliated entities. This agreement sets forth the process by which entities commonly owned by UnitedHealth Group cooperate in the performance of certain administrative services.

#### D. Amounts Due to or from Related Parties

From time to time, the Company's parent or affiliates perform certain functions or incurs certain expenses on behalf of the Company. The Company reimburses or is reimbursed in those instances. At March 31, 2017, \$0 was due to the Company's parent and \$11,007,569 was due from the Company's Affiliates. At December 31, 2016, \$0 was due to the Company's parent and \$45,082,817 was due from the Company's Affiliates.

#### E. Guarantees or Contingencies

Not Applicable.

#### F. Management, Service Contracts, Cost Sharing Arrangements

The Company currently does not have any management service agreements with any affiliated parties.

#### G. Nature of Relationships that Could Affect Operations

Not Applicable.

#### H. Amount Deducted for Investment in Upstream Parent

Not Applicable.

#### I. Detail of Investments in Affiliates Greater than 10% of Admitted Assets

Not Applicable.

#### J. Write-down for Impairments

Not Applicable.

#### K. Investment in Foreign Subsidiary

Not Applicable.

#### L. Downstream Noninsurance Holding Company

Not Applicable.

#### M. SCA Investments

Not Applicable

#### N. Investments in an Insurance SCA

Not Applicable

### 11. Debt

A. The Company has no debt.

B. The Company has no FHLB agreements.

### 12. Retirement Plans, Deferred Compensation, Post-Employment Benefits and Compensated Absences and Other Postretirement Benefit Plans

A. A-D. Defined Benefit Plan

Not Applicable.

## Notes to Financial Statement

E. Defined Contribution Plans

Not Applicable.

F. Multiemployer Plans

Not Applicable.

G. Consolidated/Holding Company Plans

Not Applicable.

H. Postemployment Benefits and Compensated Absences

Not Applicable.

I. Impact of Medicare Modernization Act on Postretirement Benefits

Not Applicable.

13. Capital and Surplus, Shareholders' Dividend Restrictions and Quasi-Reorganizations

A. Outstanding Shares

The Company has 4,000,000 shares authorized, 1,363,637 issued (\$2 per share par value). All shares are common stock.

B. Dividend Rate of Preferred Stock

The Company has no preferred stock.

C. D. E. Dividends

Without prior approval by the Insurance Commissioner of the State of Ohio, the aggregate amounts of dividends to shareholders during any 12-month period shall not exceed the greater of the prior year's net income or 10% of surplus.

F. Restrictions on Unassigned Surplus

Not Applicable

G. Mutual Surplus Advances

There have been no advances to surplus.

H. Company Stock Held for Special Purposes

Not Applicable.

I. Changes in Special Surplus Funds

Not Applicable.

J. Changes in Unassigned Funds

The portion of unassigned funds (surplus) represented or reduced by unrealized gains (losses) is \$0 at March 31, 2017.

K. Surplus Note

The Company has not issued any surplus notes or debentures or similar obligations.

L. M. There has been no restatement of surplus due to quasi-reorganizations.

14. Liabilities, Contingencies and Assessments

A. Contingent Commitments

Not Applicable.

B. Assessments

Not Applicable.

C. Gain Contingencies

Not Applicable.

D. Claims Related Extra Contractual Obligation and Bad Faith Losses Stemming From Lawsuits

Not Applicable.

E. Joint and Several Liabilities

Not Applicable.

**Notes to Financial Statement**

## F. All Other Contingencies

Not Applicable.

## 15. Leases

## A. Lessee Leasing Arrangements

Not Applicable.

## B. Lessor Leasing Arrangements

Not Applicable.

## 16. Information about Financial Instruments with Off-Balance Sheet Risk and Financial Instruments with Concentrations of Credit Risk

Not Applicable.

## 17. Sale, Transfer and Servicing of Financial Assets and Extinguishments of Liabilities

## A. Transfers of Receivables Reported as Sales

Not Applicable.

## B. Transfer and Servicing of Financial Assets

Not Applicable.

## C. Wash Sales

Not Applicable.

## 18. Gain or Loss to the Reporting Entity from Uninsured A&amp;H Plans and the Uninsured Portion of Partially Insured Plans

## A. Administrative Services Only (ASO) Plans

Not Applicable.

## B. Administrative Services Contract (ASC) Plans

Not Applicable.

## C. Medicare or Other Similarly Structured Cost Based Reimbursement Contract

Not Applicable.

## 19. Direct Premium Written/Produced by Managing General Agents/Third Party Administrators

Not Applicable.

## 20. Fair Value Measurements

SSAP 100, Fair Value Measurements, establishes a framework for measuring fair value. That framework provides a fair value hierarchy that prioritizes the inputs to valuation techniques used to measure fair value. The three levels of the fair value hierarchy are described as follows:

- Level 1 – Inputs to the valuation methodology are unadjusted quoted prices for identical assets or liabilities in active markets that the Company has the ability to access.
- Level 2 – Inputs to the valuation methodology include quoted prices for similar assets or liabilities in active markets; quoted prices for identical or similar assets or liabilities in inactive markets; inputs other than quoted prices that are observable; or inputs that are derived principally from or corroborated by observable market data by correlation or other means.
- Level 3 – Inputs to the valuation methodology are unobservable and significant to the fair value measurement.

The fair value measurement level within the fair value hierarchy is based on the lowest level of any input that is significant to the fair value measurement. The Company believes its valuation methods are appropriate and consistent with other market participants. The use of different methodologies or assumptions to determine the fair value of certain financial instruments could result in a different fair value measurement at the reporting date.

## A. Inputs Used for Assets Measured at Fair Value

1. Fair Value Measurements at Reporting Date – N/A
2. Fair Value Measurements in Level 3 of the Fair Value Hierarchy – N/A
3. Reasons for any transfers between levels – N/A
4. Valuation Techniques for Fair Value Measurement Categorized Within Level 2 and Level 3 – N/A
5. Derivative assets and liabilities – N/A

## B. Other Fair Value Disclosures – N/A

## Notes to Financial Statement

## C. Fair Value for all Financial Instruments

Type of Financial Instrument	Aggregate Fair Value	Admitted Assets	(Level 1)	(Level 2)	(Level 3)	Not Practicable (Carrying Value)
Bonds	\$ 2,310,335	\$ 2,331,928	\$ 2,310,335	\$ -	\$ -	\$ -
Short-term investments	1,291,032	1,291,032	1,291,032	-	-	-
Total	\$ 3,601,367	\$ 3,622,960	\$ 3,601,367	\$ -	\$ -	\$ -

## D. Reasons Not Practical to Estimate Fair Value –N/A

## 21. Other Items

## A. Unusual or Infrequent Items

Not Applicable.

## B. Troubled Debt Restructuring

Not Applicable.

## C. Other Disclosures

Effective July 1, 2016, the Company, previously known as Catamaran Insurance Company of Ohio, Inc. has been renamed Optum Insurance Company of Ohio, Inc. This change has been completed to better align the Company's name with its parent company and other affiliates in its internal segment.

On March 29, 2015, the Company's ultimate parent, Catamaran Corporation, entered into an Arrangement Agreement with UnitedHealth Group Incorporated. The Arrangement Agreement provides, among other things, that, in accordance with a Plan of Arrangement and the transactions contemplated thereby, UnitedHealth Group Incorporated will acquire, directly or indirectly, all of the issued and outstanding common shares of Catamaran Corporation, resulting in Catamaran Corporation becoming an indirect, wholly owned subsidiary of UnitedHealth Group Incorporated. The completion of the transaction occurred on July 23, 2015.

## D. Business Interruption Insurance Recoveries

Not Applicable.

## E. State Transferable and Non-transferable Tax Credits

Not Applicable.

## F. Subprime-Mortgage-Related Risk Exposure

The Company does not have any exposure to subprime-mortgages.

## G. Retained Assets

Not Applicable.

## H. Proceeds as the Issuer, Ceding Insurer, or Counterparty of Insurance-Linked Securities

Not Applicable.

## 22. Events Subsequent

Subsequent events have been considered through May 10, 2017, for the statutory statement issued on May 15, 2017.

## 23. Reinsurance

## A. Ceded Reinsurance Report

## Section 1 – General Interrogatories

- Are any of the reinsurers, listed in Schedule S as non-affiliated, owned in excess of 10% or controlled, either directly or indirectly, by the Company or by any representative, officer, trustee, or director of the Company? Yes ( ) No (X)
- Have any policies issued by the Company been reinsured with a company chartered in a country other than the United States (excluding U.S. Branches of such companies) which is owned in excess of 10% or controlled directly or indirectly by an insured, a beneficiary, a creditor or an insured or any other person not primarily engaged in the insurance business? Yes ( ) No (X)

## Section 2 – Ceded Reinsurance Report – Part A

- Does the Company have any reinsurance agreements in effect under which the reinsurer may unilaterally cancel any reinsurance for reasons other than for nonpayment of premium or other similar credits? Yes ( ) No (X)
- Does the Company have any reinsurance agreements in effect such that the amount of losses paid or accrued through the statement date may result in a payment to the reinsurer of amounts which, in aggregate and allowing for offset of mutual credits from other

## Notes to Financial Statement

reinsurance agreements with the same reinsurer, exceed the total direct premium collected under the reinsured policies? Yes ( )  
No (X)

### Section 3 – Ceded Reinsurance Report – Part B

- 1) What is the estimated amount of the aggregate reduction in surplus, for agreements, not reflected in Section 2 above, of termination of all reinsurance agreements, by either party, as of the date of this statement? Where necessary, the Company may consider the current or anticipated experience of the business reinsured in making this estimate. \$0
2. Have any new agreements been executed or existing agreements amended, since January 1 of the year of this statement, to include policies or contracts which were in-force or which had existing reserves established by the Company as of the effective date of the agreement? Yes ( ) No (X)

#### B. Uncollectible Reinsurance

None

#### C. Commutation of Ceded Reinsurance

None

#### D. Certified Rated Contracts and Contracts Subject to Revocation

None

#### E. Reinsurance of Variable Annuity Contracts with Affiliated Captive Reinsurer

None

#### F. Reinsurance Agreement with Affiliated Captive Reinsurer

None

#### G. Affiliated Captive Reinsurer Risk-Based Capital Shortfalls

None

#### 24. Retrospectively Rated Contracts and Contracts Subject to Redetermination

Not Applicable.

#### 25. Changes in Incurred Losses and Loss Adjustment Expenses

Not Applicable.

#### 26. Intercompany Pooling Arrangements

Not Applicable.

#### 27. Structured Settlements

Not Applicable.

#### 28. Health Care Receivables

##### A. Pharmaceutical Rebate Receivables

Not Applicable.

##### B. Risk Sharing Receivables

Not Applicable.

#### 29. Participating Policies

Not Applicable.

#### 30. Premium Deficiency Reserves

Not Applicable.

#### 31. Reserves for Life Contracts and Deposit-Type Contracts

A. The Company waives deduction of deferred fractional premiums upon death of insured and returns any portion of the final premium beyond the date of death. The Company has certain surrender values in excess of the legally computed reserves. There has been no significant change in the reserve since December 31, 2016.

B. The method used in the valuation of substandard policies is based on the normal tabular reserves plus one half of the annual substandard extra premium.

## Notes to Financial Statement

- C. There are no amounts of insurance for which the gross premiums are less than the net premiums according to the standard of valuation set by the Ohio Department of Insurance.
  - D. Tabular cost has been determined from the basic data for the calculation of policy reserves. Tabular less actual reserves released has been determined from the basic data for the calculation of reserves and reserves released. Tabular interest has been determined from the basic data for the calculation of policy reserves.
  - E. Tabular interest on funds not involving life contingencies is calculated as the product of the valuation rate of interest times the mean of the amount of funds subject to such rate held at the beginning and end of the year of valuation.
  - F. There were no other reserve changes.
32. Analysis of Annuity Actuarial Reserves and Deposit Liabilities by Withdrawal Characteristics  
Not Applicable.
33. Premium and Annuity Considerations Deferred and Uncollected  
Not Applicable.
34. Separate Accounts  
Not Applicable.
35. Loss/Claim Adjustment Expenses  
Not Applicable.

# GENERAL INTERROGATORIES

## PART 1 - COMMON INTERROGATORIES GENERAL

- 1.1 Did the reporting entity experience any material transactions requiring the filing of Disclosure of Material Transactions with the State of Domicile, as required by the Model Act? Yes[ ] No[X]
- 1.2 If yes, has the report been filed with the domiciliary state? Yes[ ] No[ ] N/A[X]
  
- 2.1 Has any change been made during the year of this statement in the charter, by-laws, articles of incorporation, or deed of settlement of the reporting entity? Yes[ ] No[X]
- 2.2 If yes, date of change: .....
  
- 3.1 Is the reporting entity a member of an Insurance Holding Company System consisting of two or more affiliated persons, one or more of which is an insurer? Yes[X] No[ ]  
If yes, complete Schedule Y, Parts 1 and 1A.
- 3.2 Have there been any substantial changes in the organizational chart since the prior quarter end? Yes[ ] No[X]
- 3.3 If the response to 3.2 is yes, provide a brief description of those changes:
  
- 4.1 Has the reporting entity been a party to a merger or consolidation during the period covered by this statement? Yes[ ] No[X]
- 4.2 If yes, provide the name of entity, NAIC Company Code, and state of domicile (use two letter state abbreviation) for any entity that has ceased to exist as a result of the merger or consolidation.

1 Name of Entity	2 NAIC Company Code	3 State of Domicile
.....	.....	.....

- 5. If the reporting entity is subject to a management agreement, including third-party administrator(s), managing general agent(s), attorney-in-fact, or similar agreement, have there been any significant changes regarding the terms of the agreement or principals involved? Yes[ ] No[ ] N/A[X]  
If yes, attach an explanation.
  
- 6.1 State as of what date the latest financial examination of the reporting entity was made or is being made. ..... 12/31/2011 .....
- 6.2 State the as of date that the latest financial examination report became available from either the state of domicile or the reporting entity. This date should be the date of the examined balance sheet and not the date the report was completed or released. ..... 05/23/2013 .....
- 6.3 State as of what date the latest financial examination report became available to other states or the public from either the state of domicile or the reporting entity. This is the release date or completion date of the examination report and not the date of the examination (balance sheet date). ..... 05/23/2013 .....
- 6.4 By what department or departments?  
Ohio Department of Insurance
- 6.5 Have all financial statement adjustments within the latest financial examination report been accounted for in a subsequent financial statement filed with Departments? Yes[ ] No[ ] N/A[X]
- 6.6 Have all of the recommendations within the latest financial examination report been complied with? Yes[X] No[ ] N/A[ ]
  
- 7.1 Has this reporting entity had any Certificates of Authority, licenses or registrations (including corporate registration, if applicable) suspended or revoked by any governmental entity during the reporting period? Yes[ ] No[X]
- 7.2 If yes, give full information
  
- 8.1 Is the company a subsidiary of a bank holding company regulated by the Federal Reserve Board? Yes[ ] No[X]
- 8.2 If response to 8.1 is yes, please identify the name of the bank holding company.
- 8.3 Is the company affiliated with one or more banks, thrifts or securities firms? Yes[X] No[ ]
- 8.4 If response to 8.3 is yes, please provide below the names and location (city and state of the main office) of any affiliates regulated by a federal regulatory services agency [i.e. the Federal Reserve Board (FRB), the Office of the Comptroller of the Currency (OCC), the Federal Deposit Insurance Corporation (FDIC) and the Securities Exchange Commission (SEC)] and identify the affiliate's primary federal regulator.]

1 Affiliate Name	2 Location (City, State)	3 FRB	4 OCC	5 FDIC	6 SEC
Optum Bank, Inc. ....	Salt Lake City, Utah .....	Yes[ ] No[X]	Yes[ ] No[X]	Yes[X] No[ ]	Yes[ ] No[X]

- 9.1 Are the senior officers (principal executive officer, principal financial officer, principal accounting officer or controller, or persons performing similar functions) of the reporting entity subject to a code of ethics, which includes the following standards? Yes[X] No[ ]
  - (a) Honest and ethical conduct, including the ethical handling of actual or apparent conflicts of interest between personal and professional relationships;
  - (b) Full, fair, accurate, timely and understandable disclosure in the periodic reports required to be filed by the reporting entity;
  - (c) Compliance with applicable governmental laws, rules and regulations;
  - (d) The prompt internal reporting of violations to an appropriate person or persons identified in the code; and
  - (e) Accountability for adherence to the code.
- 9.11 If the response to 9.1 is No, please explain:
- 9.2 Has the code of ethics for senior managers been amended? Yes[ ] No[X]
- 9.21 If the response to 9.2 is Yes, provide information related to amendment(s).
- 9.3 Have any provisions of the code of ethics been waived for any of the specified officers? Yes[ ] No[X]
- 9.31 If the response to 9.3 is Yes, provide the nature of any waiver(s).

### FINANCIAL

- 10.1 Does the reporting entity report any amounts due from parent, subsidiaries or affiliates on Page 2 of this statement? Yes[X] No[ ]
- 10.2 If yes, indicate any amounts receivable from parent included in the Page 2 amount: \$ ..... 0

### INVESTMENT

- 11.1 Were any of the stocks, bonds, or other assets of the reporting entity loaned, placed under option agreement, or otherwise made available for use by another person? (Exclude securities under securities lending agreements.) Yes[ ] No[X]
- 11.2 If yes, give full and complete information relating thereto:
  
- 12. Amount of real estate and mortgages held in other invested assets in Schedule BA: \$ ..... 0
- 13. Amount of real estate and mortgages held in short-term investments: \$ ..... 0

## GENERAL INTERROGATORIES (Continued)

### INVESTMENT

14.1 Does the reporting entity have any investments in parent, subsidiaries and affiliates? Yes  No

14.2 If yes, please complete the following:

	1 Prior Year-End Book/Adjusted Carrying Value	2 Current Quarter Book/Adjusted Carrying Value
14.21 Bonds .....		
14.22 Preferred Stock .....		
14.23 Common Stock .....		
14.24 Short-Term Investments .....		
14.25 Mortgages Loans on Real Estate .....		
14.26 All Other .....		
14.27 Total Investment in Parent, Subsidiaries and Affiliates (Subtotal Lines 14.21 to 14.26) .....		
14.28 Total Investment in Parent included in Lines 14.21 to 14.26 above .....		

15.1 Has the reporting entity entered into any hedging transactions reported on Schedule DB? Yes  No

15.2 If yes, has a comprehensive description of the hedging program been made available to the domiciliary state?  
If no, attach a description with this statement. Yes  No  N/A

16. For the reporting entity's security lending program, state the amount of the following as of the current statement date:

16.1 Total fair value of reinvested collateral assets reported on Schedule DL, Parts 1 and 2

16.2 Total book adjusted/carrying value of reinvested collateral assets reported on Schedule DL, Parts 1 and 2

16.3 Total payable for securities lending reported on the liability page

\$ ..... 0  
\$ ..... 0  
\$ ..... 0

17. Excluding items in Schedule E - Part 3 - Special Deposits, real estate, mortgage loans and investments held physically in the reporting entity's offices, vaults or safety deposit boxes, were all stocks, bonds and other securities, owned throughout the current year held pursuant to a custodial agreement with a qualified bank or trust company in accordance with Section 1, III - General Examination Considerations, F. Outsourcing of Critical Functions, Custodial or Safekeeping Agreements of the NAIC Financial Condition Examiners Handbook? Yes  No

17.1 For all agreements that comply with the requirements of the NAIC Financial Condition Examiners Handbook, complete the following:

1 Name of Custodian(s)	2 Custodian Address
CitiGroup .....	333 W. 34th Street, NY, NY 10001 .....
UBS .....	One N Wacker Drive, Chicago, IL 60606 .....
Century Trust .....	PO Box 1507, Santa Fe, NM 87504 .....
Wells Fargo .....	1021 E Cary Street, Richmond, VA 23219 .....
TD Wealth .....	1701 Route 70 East, Cherry Hill, NJ 08034 .....
US Bank .....	225 Water Street, Suite 700, Jacksonville, FL 32202 .....

17.2 For all agreements that do not comply with the requirements of the NAIC Financial Condition Examiners Handbook, provide the name, location and a complete explanation:

1 Name(s)	2 Location(s)	3 Complete Explanation(s)

17.3 Have there been any changes, including name changes, in the custodian(s) identified in 17.1 during the current quarter? Yes  No

17.4 If yes, give full and complete information relating thereto:

1 Old Custodian	2 New Custodian	3 Date of Change	4 Reason

17.5 Investment management - Identify all investment advisors, investment managers, broker/dealers, including individuals that have the authority to make investment decisions on behalf of the reporting entity. For assets that are managed internally by employees of the reporting entity, note as such. [" that have access to the investment accounts"; " handle securities"]

1 Name of Firm or Individual	2 Affiliation

17.5097 For those firms/individuals listed in the table for Question 17.5, do any firms/individuals unaffiliated with the reporting entity (i.e. designated with a "U") manage more than 10% of the reporting entity's assets? Yes  No

17.5098 For firms/individuals unaffiliated with the reporting entity (i.e. designated with a "U") listed in the table for Question 17.5, does the total assets under management aggregate to more than 50% of the reporting entity's assets? Yes  No

17.6 For those firms or individuals listed in the table for 17.5 with an affiliation code of "A" (affiliated) or "U" (unaffiliated), provide the information for the table below.

## GENERAL INTERROGATORIES (Continued)

1 Central Registration Depository Number	2  Name of Firm or Individual	3 Legal Entity Identifier (LEI)	4  Registered With	5 Investment Management Agreement (IMA) Filed
.....	.....	.....	.....	.....

18.1 Have all the filing requirements of the Purposes and Procedures Manual of the NAIC Investment Analysis Office been followed?

Yes[X] No[ ]

18.2 If no, list exceptions:

**GENERAL INTERROGATORIES****PART 2 - LIFE & HEALTH**

	<b>Amount</b>
1. Report the statement value of mortgage loans at the end of this reporting period for the following categories:	
1.1 Long-Term Mortgages in Good Standing	
1.11 Farm Mortgages	\$ ..... 0
1.12 Residential Mortgages	\$ ..... 0
1.13 Commercial Mortgages	\$ ..... 0
1.14 Total Mortgages in Good Standing	\$ ..... 0
1.2 Long-Term Mortgages in Good Standing with Restructured Terms	
1.21 Total Mortgages in Good Standing with Restructured Terms	\$ ..... 0
1.3 Long-Term Mortgage Loans upon which Interest is Overdue more than Three Months	
1.31 Farm Mortgages	\$ ..... 0
1.32 Residential Mortgages	\$ ..... 0
1.33 Commercial Mortgages	\$ ..... 0
1.34 Total Mortgages with Interest Overdue more than Three Months	\$ ..... 0
1.4 Long-Term Mortgage Loans in Process of Foreclosure	
1.41 Farm Mortgages	\$ ..... 0
1.42 Residential Mortgages	\$ ..... 0
1.43 Commercial Mortgages	\$ ..... 0
1.44 Total Mortgages in Process of Foreclosure	\$ ..... 0
1.5 Total Mortgage Loans (Lines 1.14 + 1.21 + 1.34 + 1.44) (Page 2, Column 3, Lines 3.1 + 3.2)	\$ ..... 0
1.6 Long-Term Mortgages Foreclosed, Properties Transferred to Real Estate in Current Quarter	
1.61 Farm Mortgages	\$ ..... 0
1.62 Residential Mortgages	\$ ..... 0
1.63 Commercial Mortgages	\$ ..... 0
1.64 Total Mortgages Foreclosed and Transferred to Real Estate	\$ ..... 0
2. Operating Percentages:	
2.1 A&H loss percent	..... 0.000%
2.2 A&H cost containment percent	..... 0.000%
2.3 A&H expense percent excluding cost containment expenses	..... 0.000%
3.1 Do you act as a custodian for health savings accounts?	Yes[ ] No[X]
3.2 If yes, please provide the amount of custodial funds held as of the reporting date.	\$ ..... 0
3.3 Do you act as an administrator for health savings accounts?	Yes[ ] No[X]
3.4 If yes, please provide the balance of the funds administered as of the reporting date.	\$ ..... 0

**SCHEDULE S - CEDED REINSURANCE**  
**Showing All New Reinsurance Treaties - Current Year to Date**

1 NAIC Company Code	2 ID Number	3 Effective Date	4 Name of Reinsurer	5 Domiciliary Jurisdiction	6 Type of Reinsurance Ceded	7 Type of Reinsurer	8 Certified Reinsurer Rating (1 through 6)	9 Effective Date of Certified Reinsurer Rating
			<b>N O N E</b>					

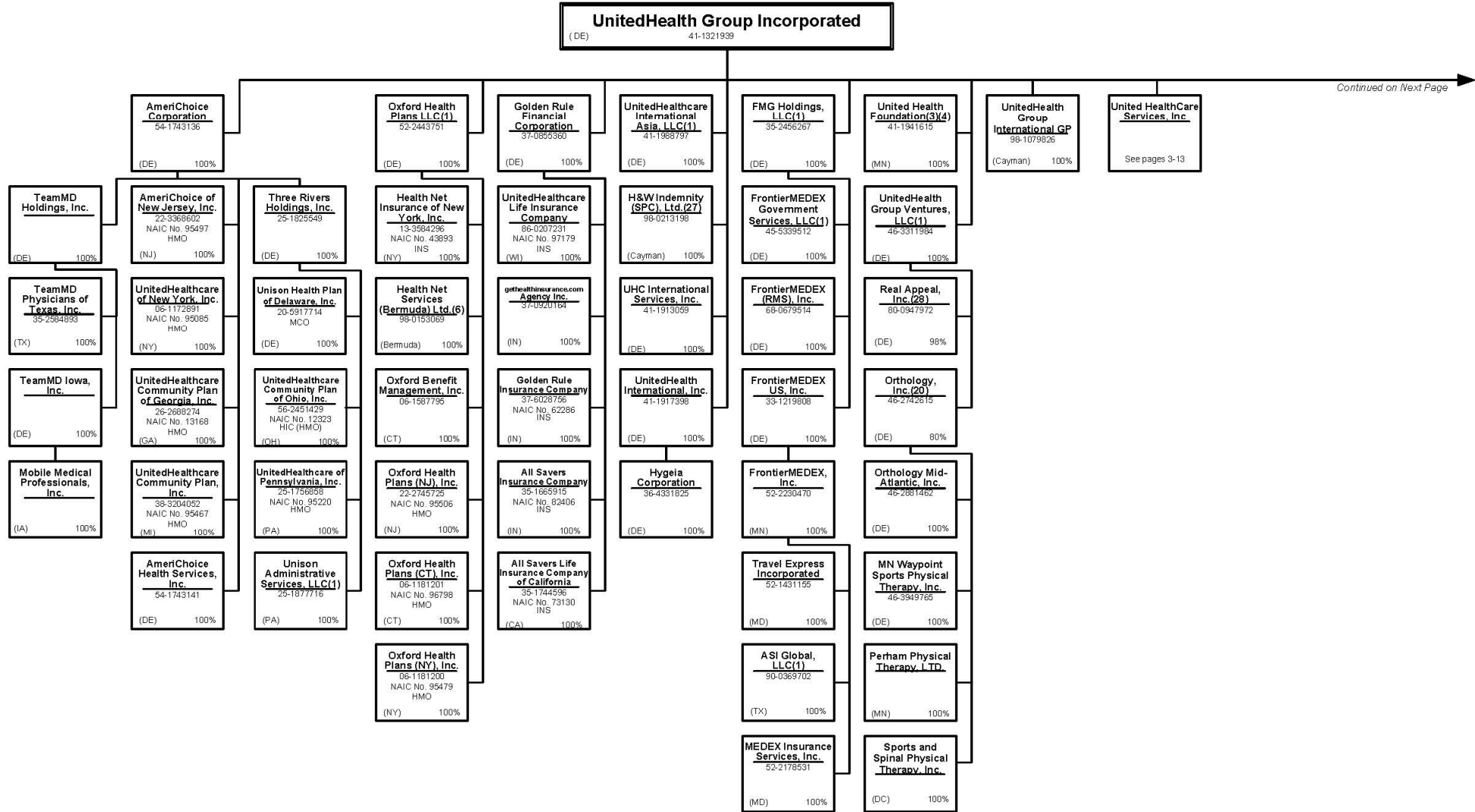
**SCHEDULE T - PREMIUMS AND ANNUITY CONSIDERATIONS****Current Year To Date - Allocated by States and Territories**

	1	Direct Business Only					
		Life Contracts		4 Accident and Health Insurance Premiums, Including Policy, Membership and Other Fees	5 Other Considerations	6 Total Columns 2 Through 5	7 Deposit-Type Contracts
		2 Life Insurance Premiums	3 Annuity Considerations				
States, Etc.	Active Status						
1. Alabama (AL)	L	1,317				1,317	
2. Alaska (AK)	L						
3. Arizona (AZ)	L	8,488				8,488	
4. Arkansas (AR)	L	105				105	
5. California (CA)	L	29,739	153			29,892	
6. Colorado (CO)	L	1,368				1,368	
7. Connecticut (CT)	L	1,352				1,352	
8. Delaware (DE)	L						
9. District of Columbia (DC)	L						
10. Florida (FL)	L	19,168	38,569			57,737	
11. Georgia (GA)	L	2,537	5,000			7,537	
12. Hawaii (HI)	L	262				262	
13. Idaho (ID)	L	152				152	
14. Illinois (IL)	L	2,120				2,120	
15. Indiana (IN)	L	4,286				4,286	
16. Iowa (IA)	L	1,154				1,154	
17. Kansas (KS)	L	851				851	
18. Kentucky (KY)	L	11,396		91		11,487	
19. Louisiana (LA)	L	2,982				2,982	
20. Maine (ME)	N						
21. Maryland (MD)	L	413				413	
22. Massachusetts (MA)	L	130				130	
23. Michigan (MI)	L	2,772				2,772	
24. Minnesota (MN)	L	422				422	
25. Mississippi (MS)	L	1,786				1,786	
26. Missouri (MO)	L	286	6,500			6,786	
27. Montana (MT)	L						
28. Nebraska (NE)	L	345				345	
29. Nevada (NV)	L	2,169				2,169	
30. New Hampshire (NH)	L	131				131	
31. New Jersey (NJ)	L						
32. New Mexico (NM)	L	320				320	
33. New York (NY)	N	369				369	
34. North Carolina (NC)	L	3,871				3,871	
35. North Dakota (ND)	L	150				150	
36. Ohio (OH)	L	71,946	20,996	186		93,128	
37. Oklahoma (OK)	L	174				174	
38. Oregon (OR)	L	877				877	
39. Pennsylvania (PA)	L	674				674	
40. Rhode Island (RI)	L						
41. South Carolina (SC)	L	1,980				1,980	
42. South Dakota (SD)	L	186				186	
43. Tennessee (TN)	L	2,833				2,833	
44. Texas (TX)	L	6,679				6,679	
45. Utah (UT)	L	180				180	
46. Vermont (VT)	L						
47. Virginia (VA)	L	5,250				5,250	
48. Washington (WA)	L	273				273	
49. West Virginia (WV)	L	1,148				1,148	
50. Wisconsin (WI)	L	756				756	
51. Wyoming (WY)	L						
52. American Samoa (AS)	N						
53. Guam (GU)	N						
54. Puerto Rico (PR)	N						
55. U.S. Virgin Islands (VI)	N	78				78	
56. Northern Mariana Islands (MP)	N						
57. Canada (CAN)	N						
58. Aggregate other alien (OT)	X X X						
59. Subtotal	(a). 49	193,475	71,218	277		264,970	
90. Reporting entity contributions for employee benefits plans	X X X						
91. Dividends or refunds applied to purchase paid-up additions and annuities	X X X						
92. Dividends or refunds applied to shorten endowment or premium paying period	X X X						
93. Premium or annuity considerations waived under disability or other contract provisions	X X X	1,597				1,597	
94. Aggregate other amounts not allocatable by State	X X X						
95. Totals (Direct Business)	X X X	195,072	71,218	277		266,567	
96. Plus Reinsurance Assumed	X X X						
97. Totals (All Business)	X X X	195,072	71,218	277		266,567	
98. Less Reinsurance Ceded	X X X	195,072	71,218	277		266,567	
99. Totals (All Business) less Reinsurance Ceded	X X X						
<b>DETAILS OF WRITE-INS</b>							
58001.	X X X						
58002.	X X X						
58003.	X X X						
58998. Summary of remaining write-ins for Line 58 from overflow page	X X X						
58999. TOTAL (Lines 58001 through 58003 plus 58998) (Line 58 above)	X X X						
9401.	X X X						
9402.	X X X						
9403.	X X X						
9498. Summary of remaining write-ins for Line 94 from overflow page	X X X						
9499. TOTAL (Lines 9401 through 9403 plus 9498) (Line 94 above)	X X X						

(L) Licensed or Chartered - Licensed Insurance Carrier or Domiciled RRG; (R) Registered - Non-domiciled RRGs; (Q) Qualified - Qualified or Accredited Reinsurer; (E) Eligible - Reporting Entities eligible or approved to write Surplus Lines in the state; (N) None of the above - Not allowed to write business in the state.

(a) Insert the number of L responses except for Canada and Other Alien.

SCHEDULE V - INFORMATION CONCERNING ACTIVITIES OF INSURER



Continued on Next Page

Q12

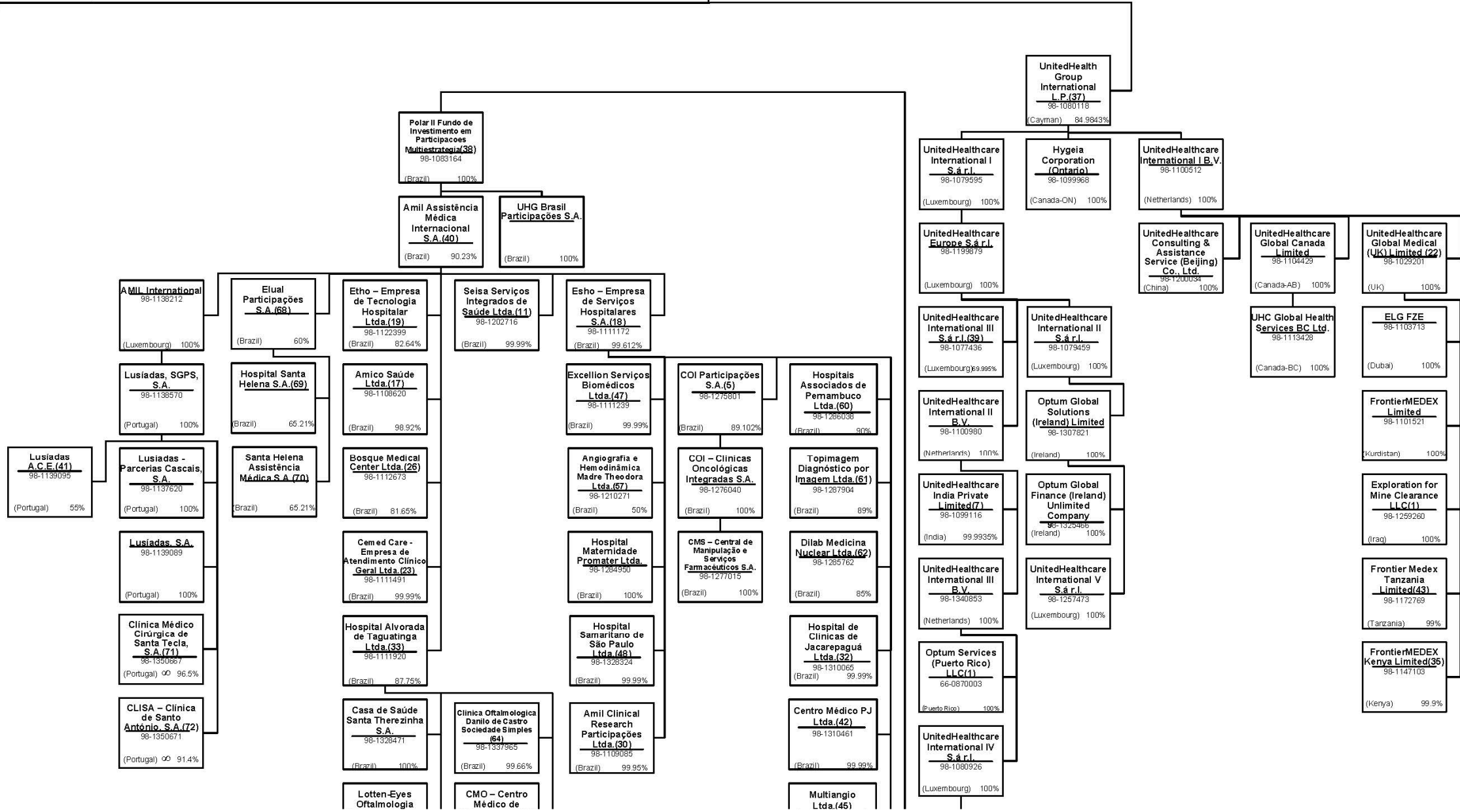
# SCHEDULE Y - INFORMATION CONCERNING ACTIVITIES OF INSURER

## MEMBERS OF A HOLDING COMPANY GROUP

### PART 1 - ORGANIZATIONAL CHART

**UnitedHealth Group Incorporated**  
(DE) 41-1321939

Continued from Page 1



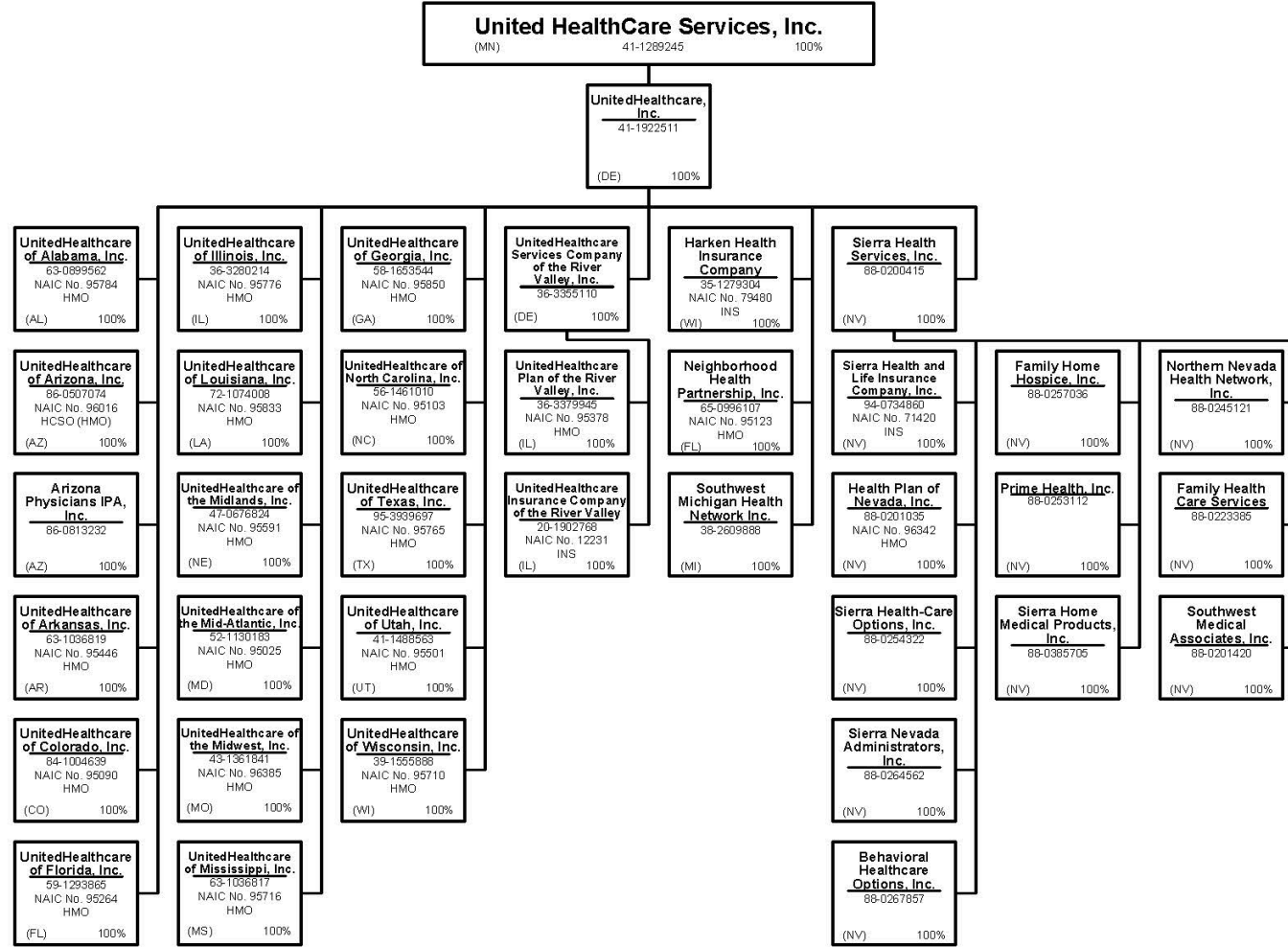
Q12.1



# SCHEDULE Y - INFORMATION CONCERNING ACTIVITIES OF INSURER

## MEMBERS OF A HOLDING COMPANY GROUP

### PART 1 - ORGANIZATIONAL CHART

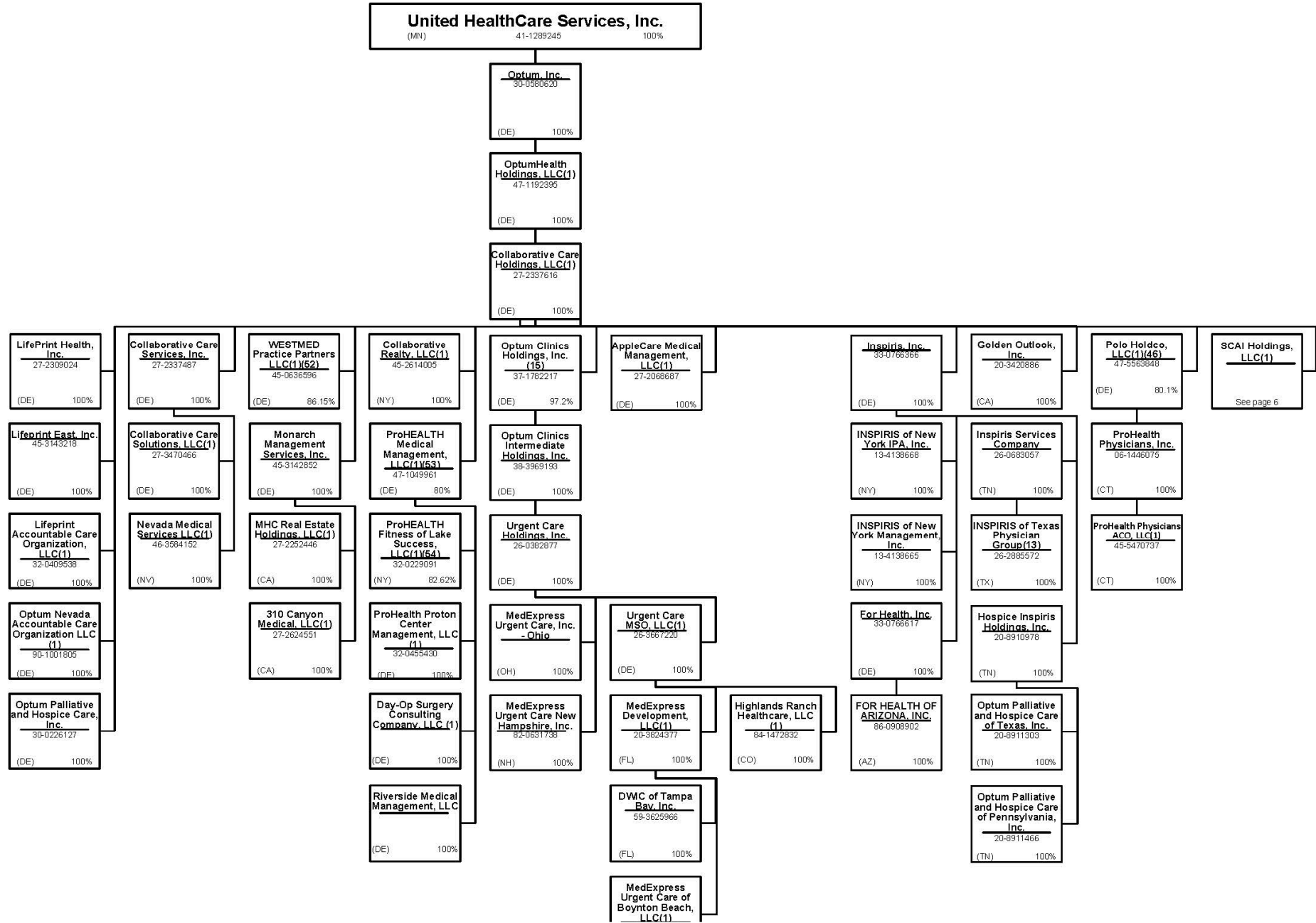


Q12.3

# SCHEDULE Y - INFORMATION CONCERNING ACTIVITIES OF INSURER

## MEMBERS OF A HOLDING COMPANY GROUP

### PART 1 - ORGANIZATIONAL CHART

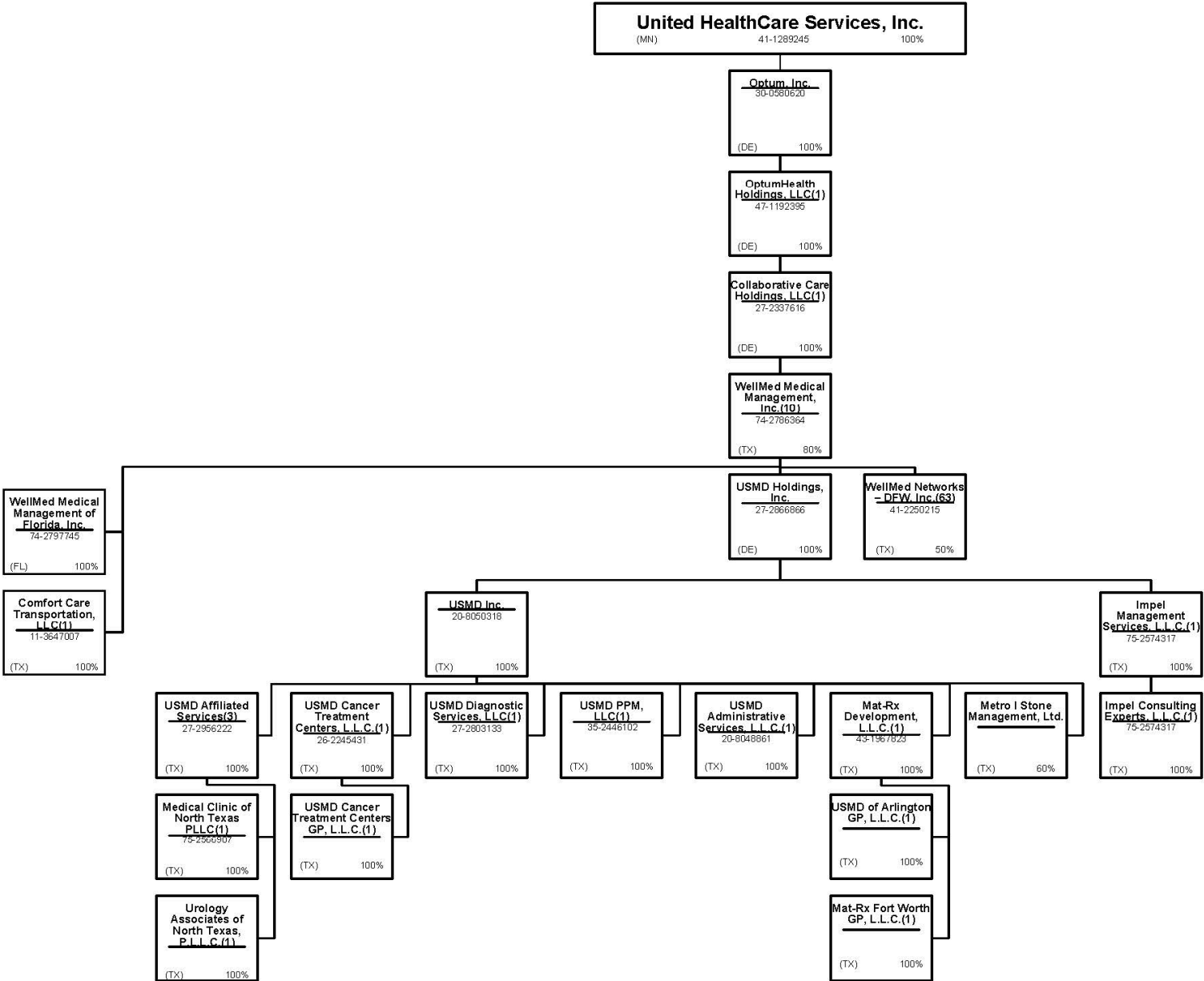


Q12.4

# SCHEDULE Y - INFORMATION CONCERNING ACTIVITIES OF INSURER

## MEMBERS OF A HOLDING COMPANY GROUP

### PART 1 - ORGANIZATIONAL CHART

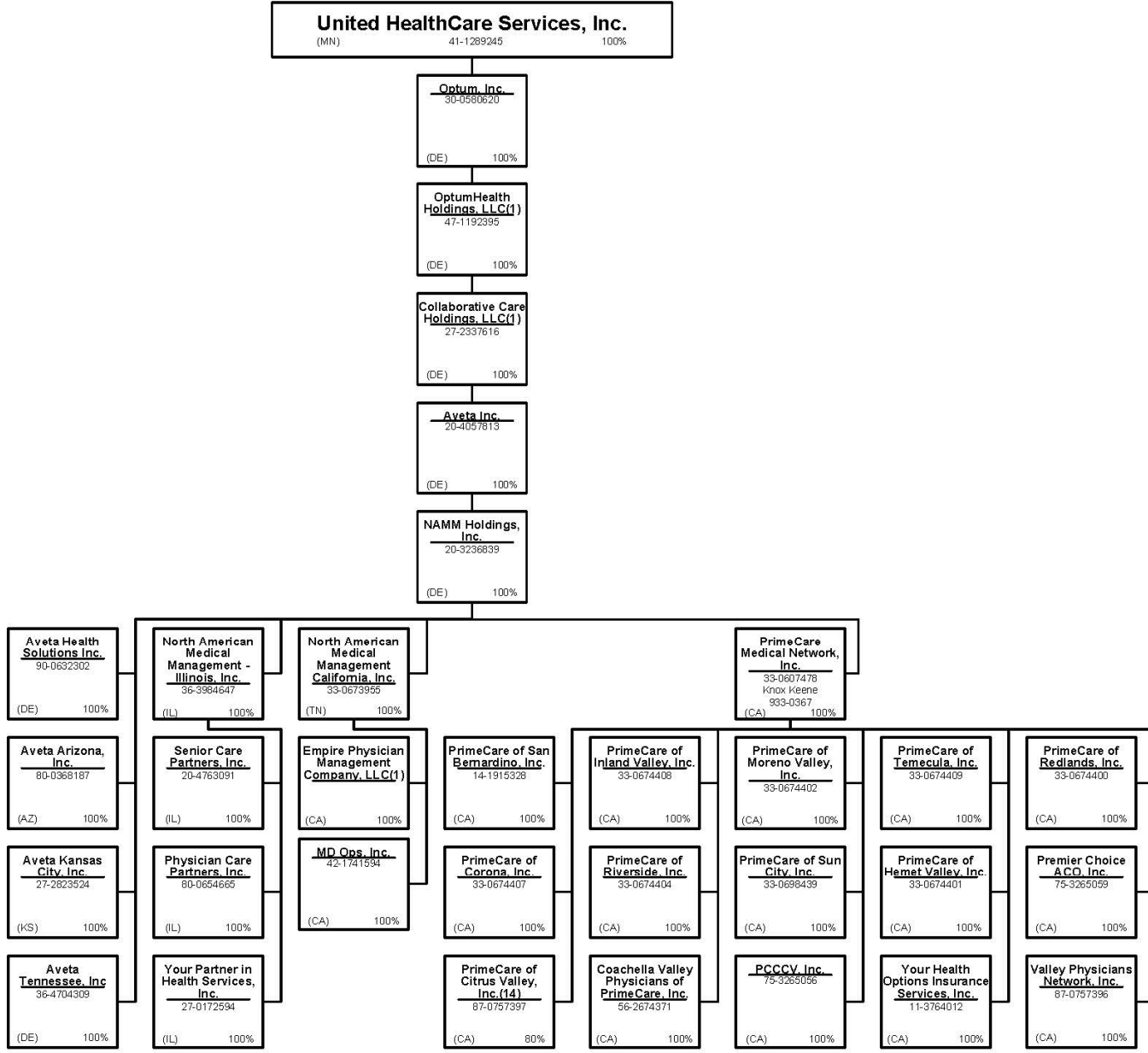


Q12.5

# SCHEDULE Y - INFORMATION CONCERNING ACTIVITIES OF INSURER

## MEMBERS OF A HOLDING COMPANY GROUP

### PART 1 - ORGANIZATIONAL CHART



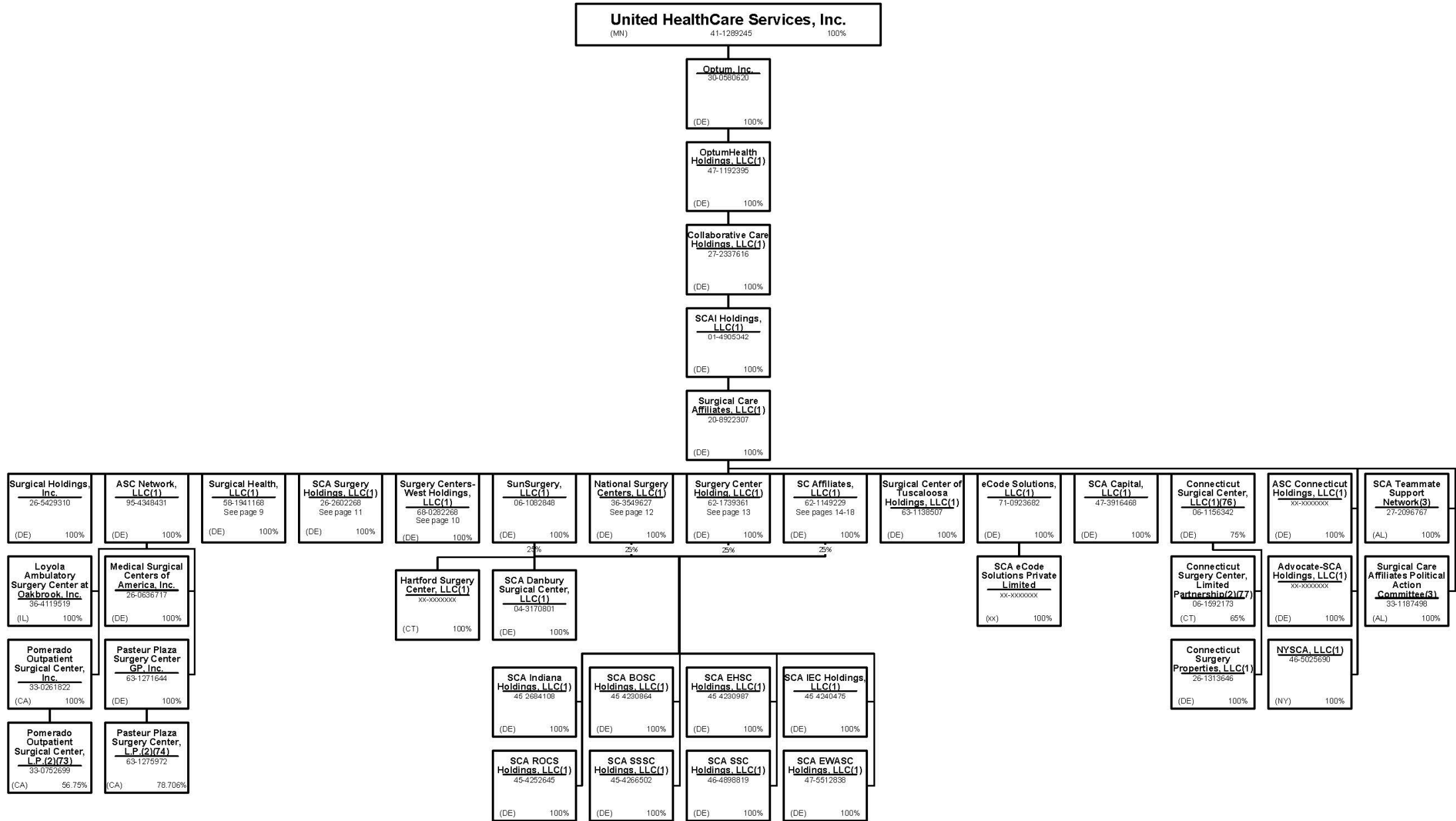
Q12.6

# SCHEDULE Y - INFORMATION CONCERNING ACTIVITIES OF INSURER

## MEMBERS OF A HOLDING COMPANY GROUP

### PART 1 - ORGANIZATIONAL CHART

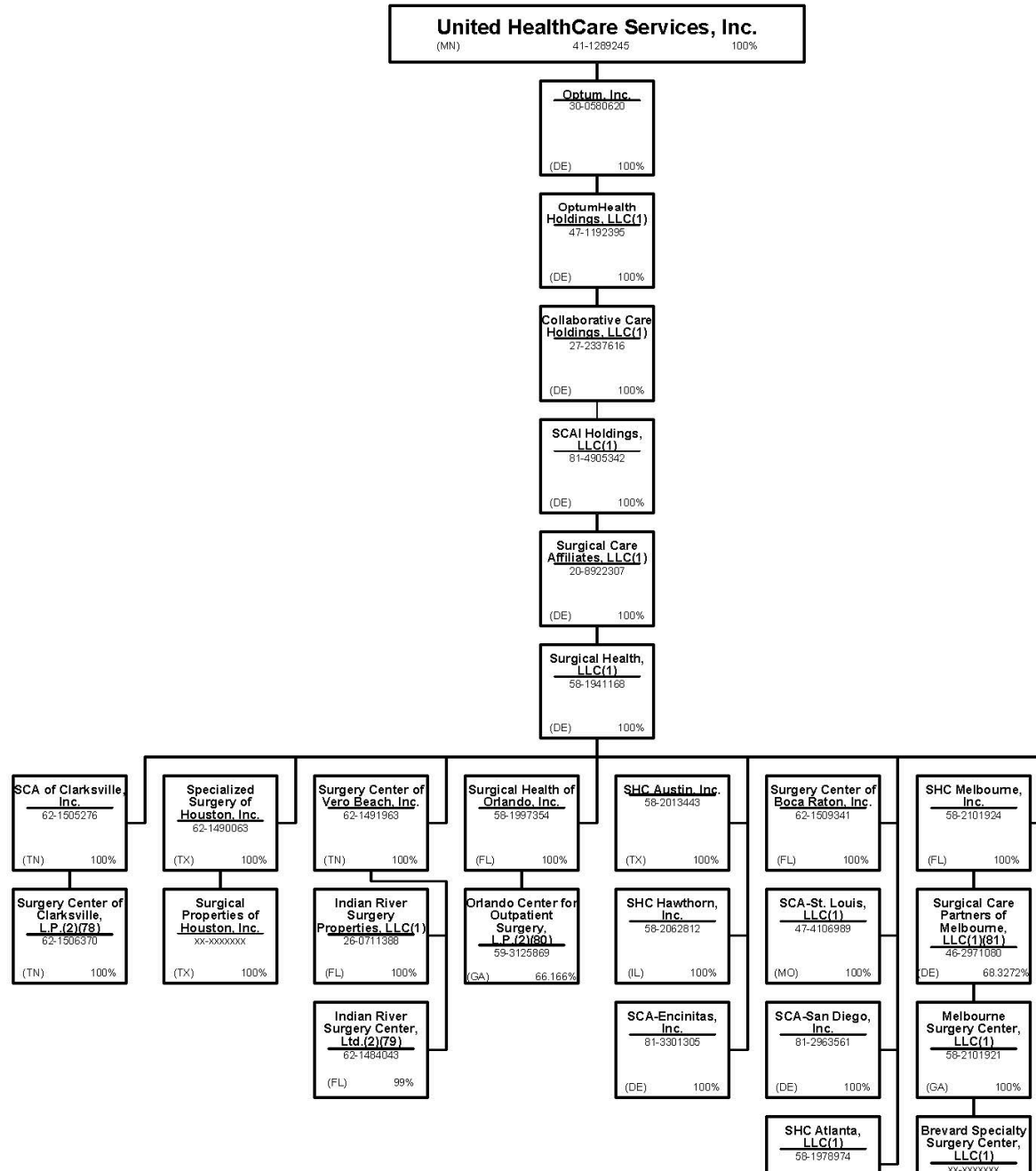
Q12.7



# SCHEDULE Y - INFORMATION CONCERNING ACTIVITIES OF INSURER

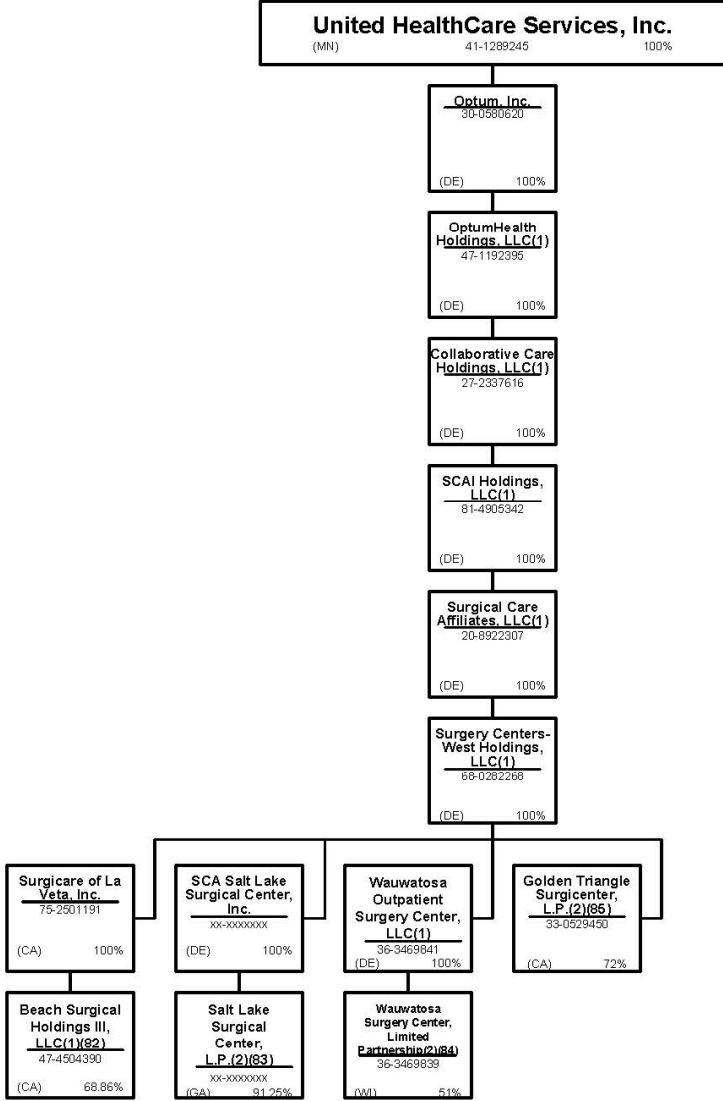
## MEMBERS OF A HOLDING COMPANY GROUP

### PART 1 - ORGANIZATIONAL CHART



Q12.8

**SCHEDULE Y - INFORMATION CONCERNING ACTIVITIES OF INSURER  
MEMBERS OF A HOLDING COMPANY GROUP  
PART 1 - ORGANIZATIONAL CHART**

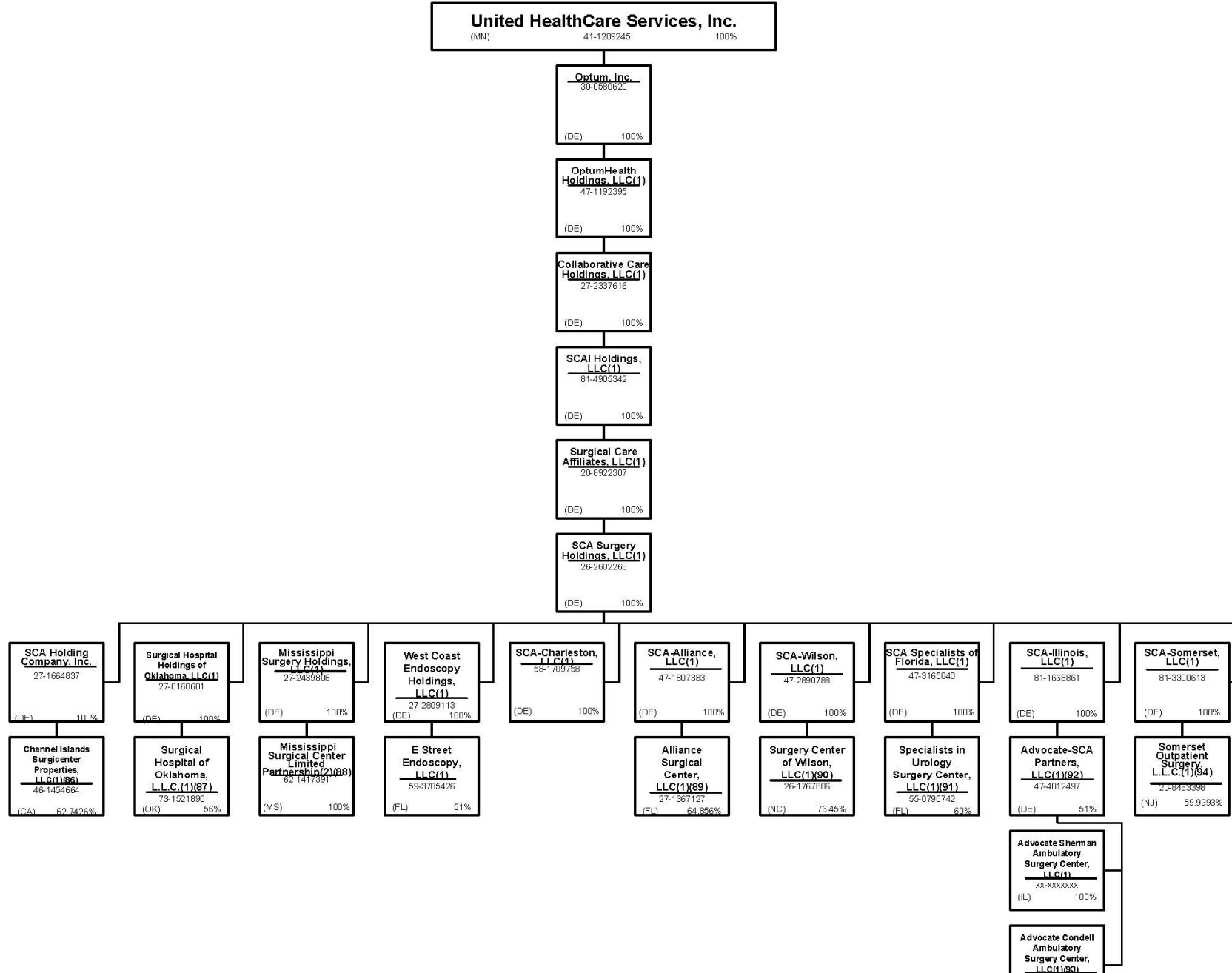


Q12.9

# SCHEDULE Y - INFORMATION CONCERNING ACTIVITIES OF INSURER

## MEMBERS OF A HOLDING COMPANY GROUP

### PART 1 - ORGANIZATIONAL CHART



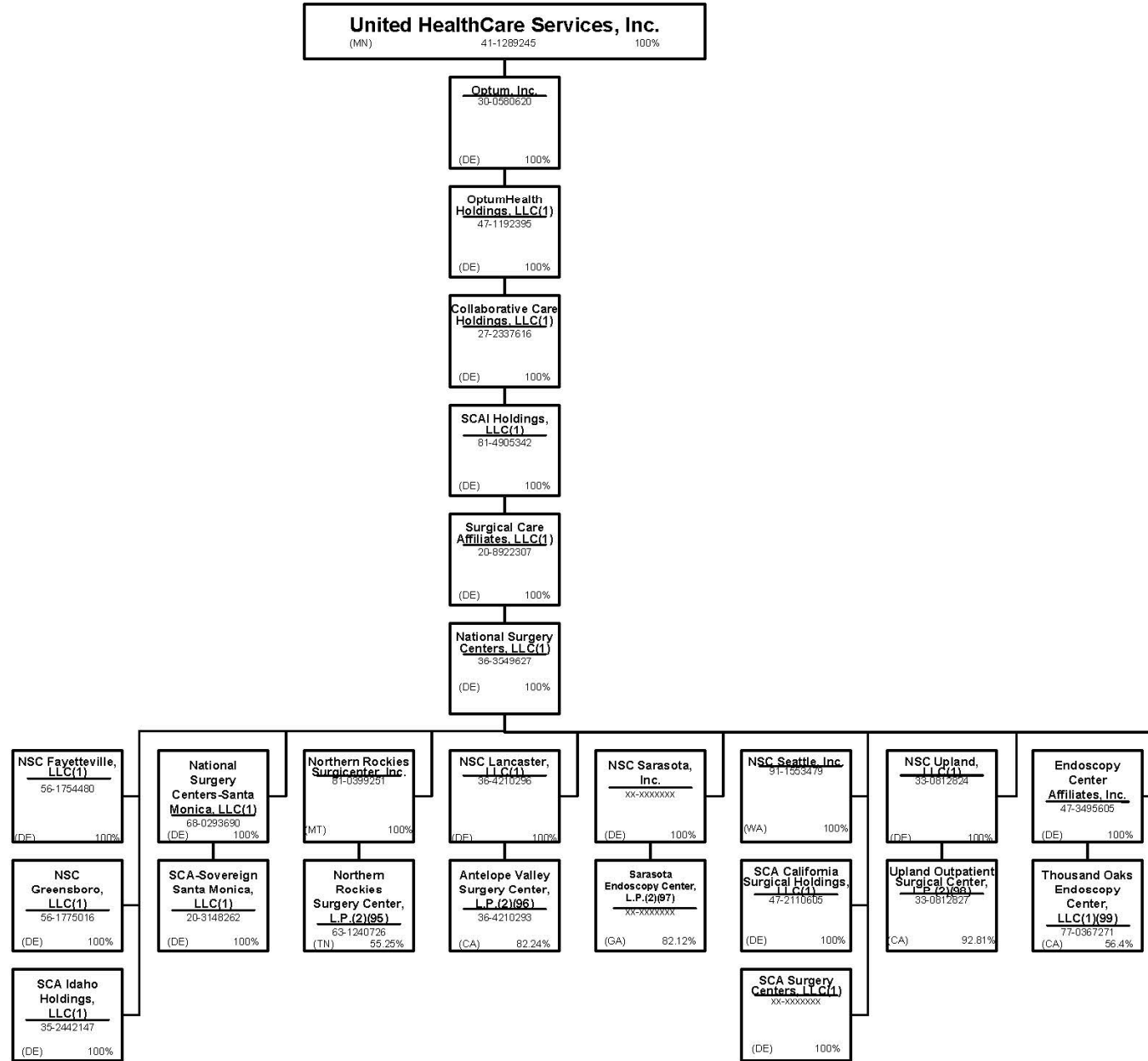
Q12.10

# SCHEDULE Y - INFORMATION CONCERNING ACTIVITIES OF INSURER

## MEMBERS OF A HOLDING COMPANY GROUP

### PART 1 - ORGANIZATIONAL CHART

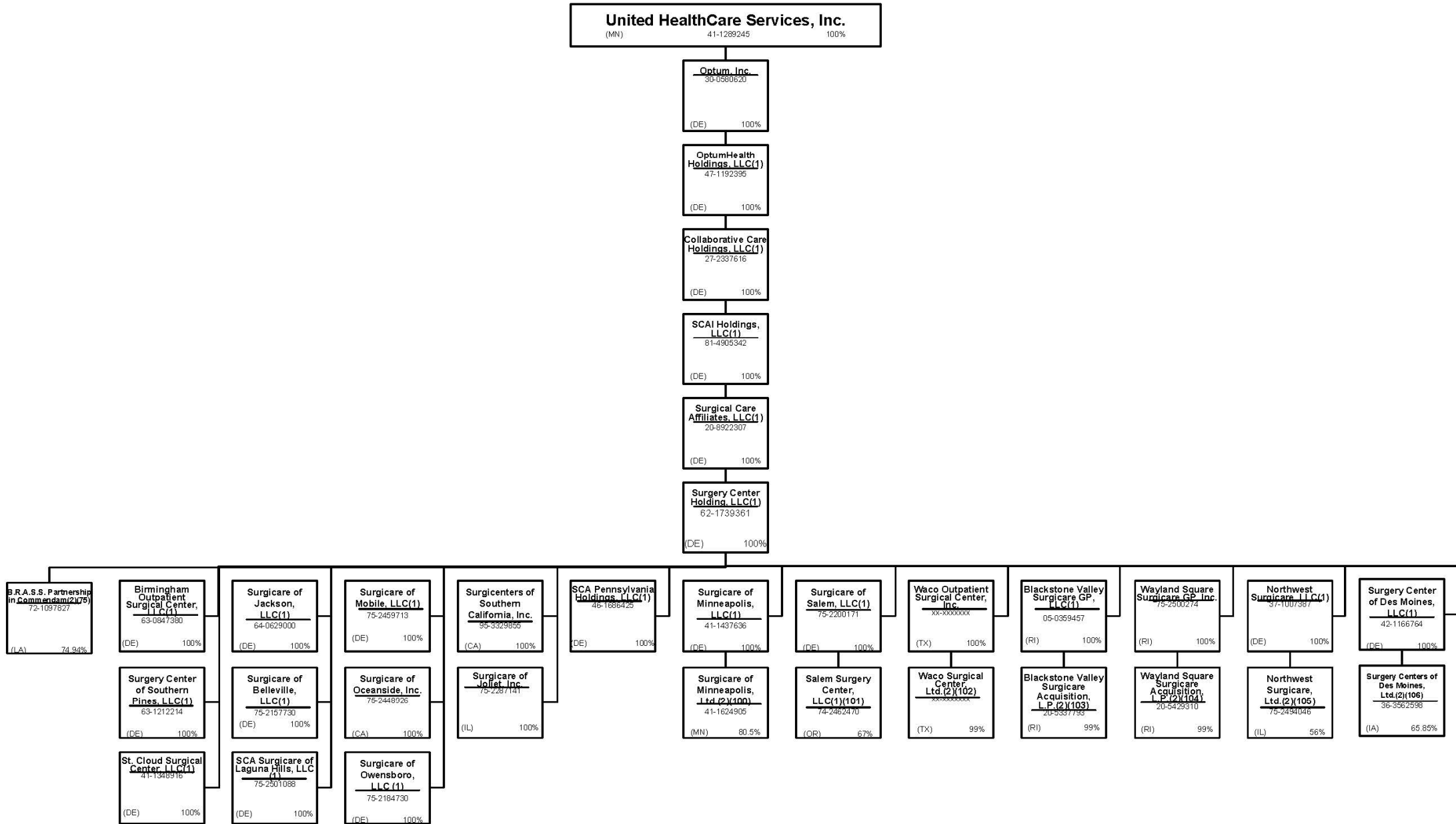
Q12.11



# SCHEDULE Y - INFORMATION CONCERNING ACTIVITIES OF INSURER

## MEMBERS OF A HOLDING COMPANY GROUP

### PART 1 - ORGANIZATIONAL CHART



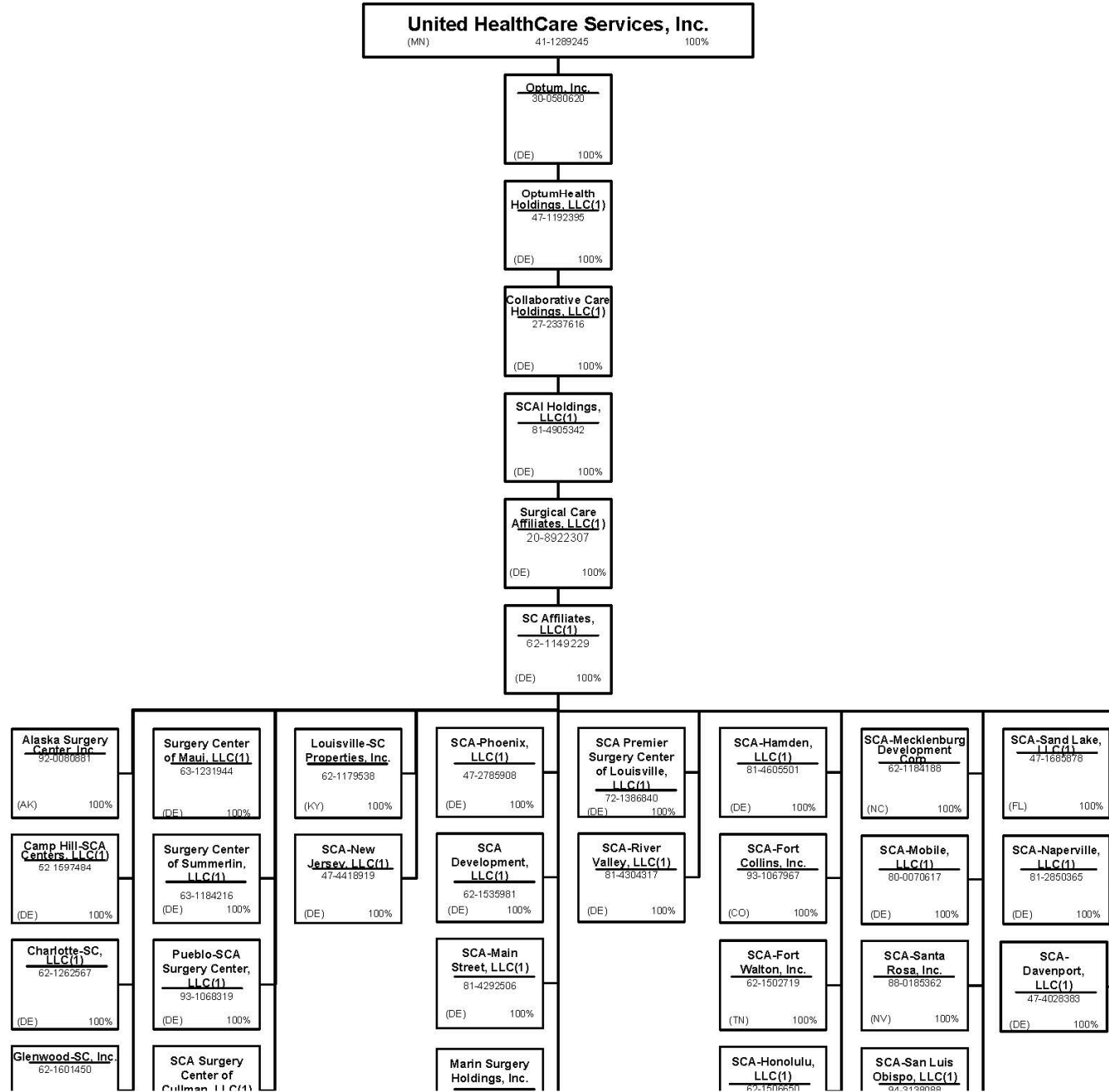
Q12.12

# SCHEDULE Y - INFORMATION CONCERNING ACTIVITIES OF INSURER

## MEMBERS OF A HOLDING COMPANY GROUP

### PART 1 - ORGANIZATIONAL CHART

Q12.13

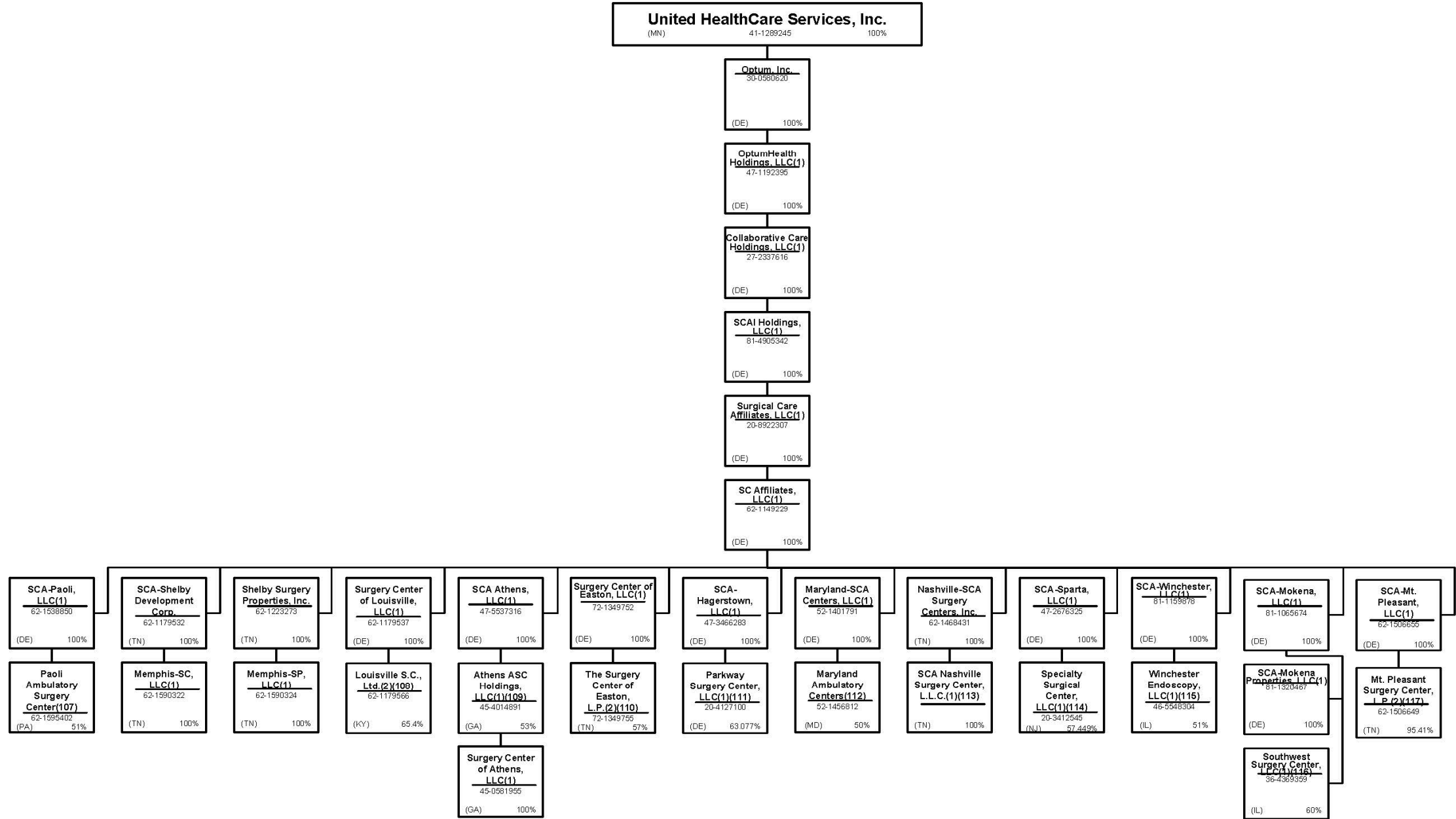


# SCHEDULE Y - INFORMATION CONCERNING ACTIVITIES OF INSURER

## MEMBERS OF A HOLDING COMPANY GROUP

### PART 1 - ORGANIZATIONAL CHART

Q12.14

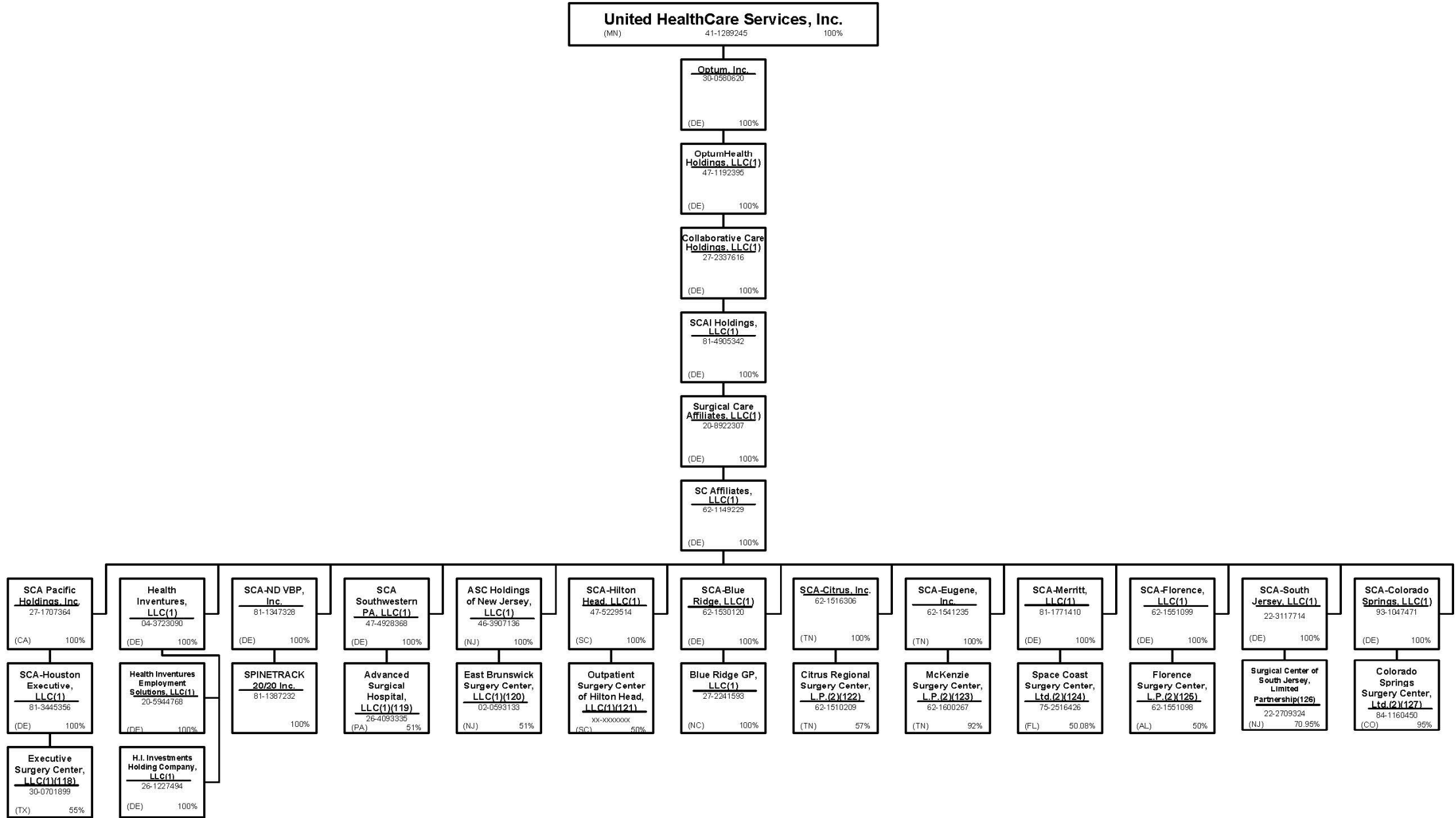


# SCHEDULE Y - INFORMATION CONCERNING ACTIVITIES OF INSURER

## MEMBERS OF A HOLDING COMPANY GROUP

### PART 1 - ORGANIZATIONAL CHART

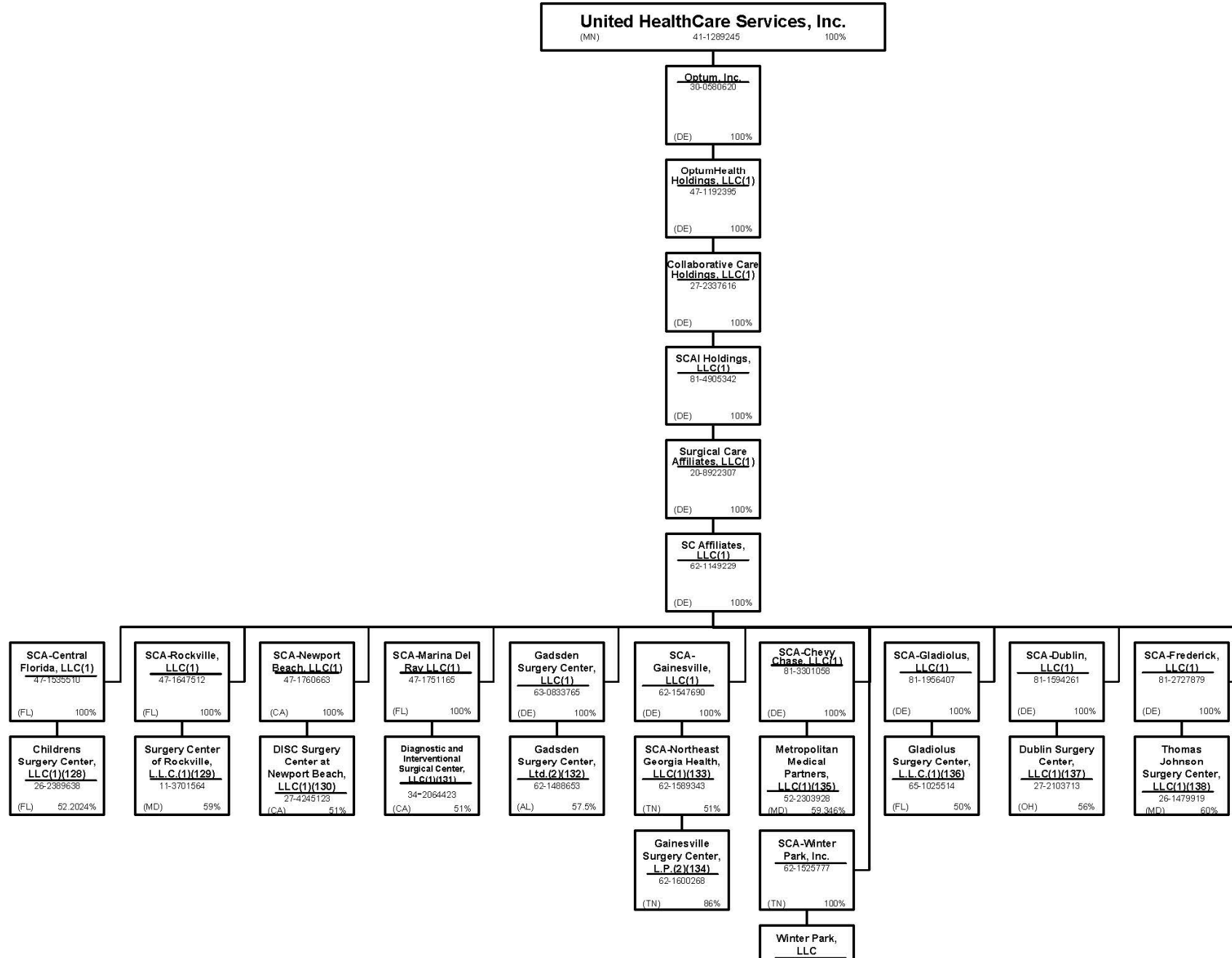
Q12.15



# SCHEDULE Y - INFORMATION CONCERNING ACTIVITIES OF INSURER

## MEMBERS OF A HOLDING COMPANY GROUP

### PART 1 - ORGANIZATIONAL CHART

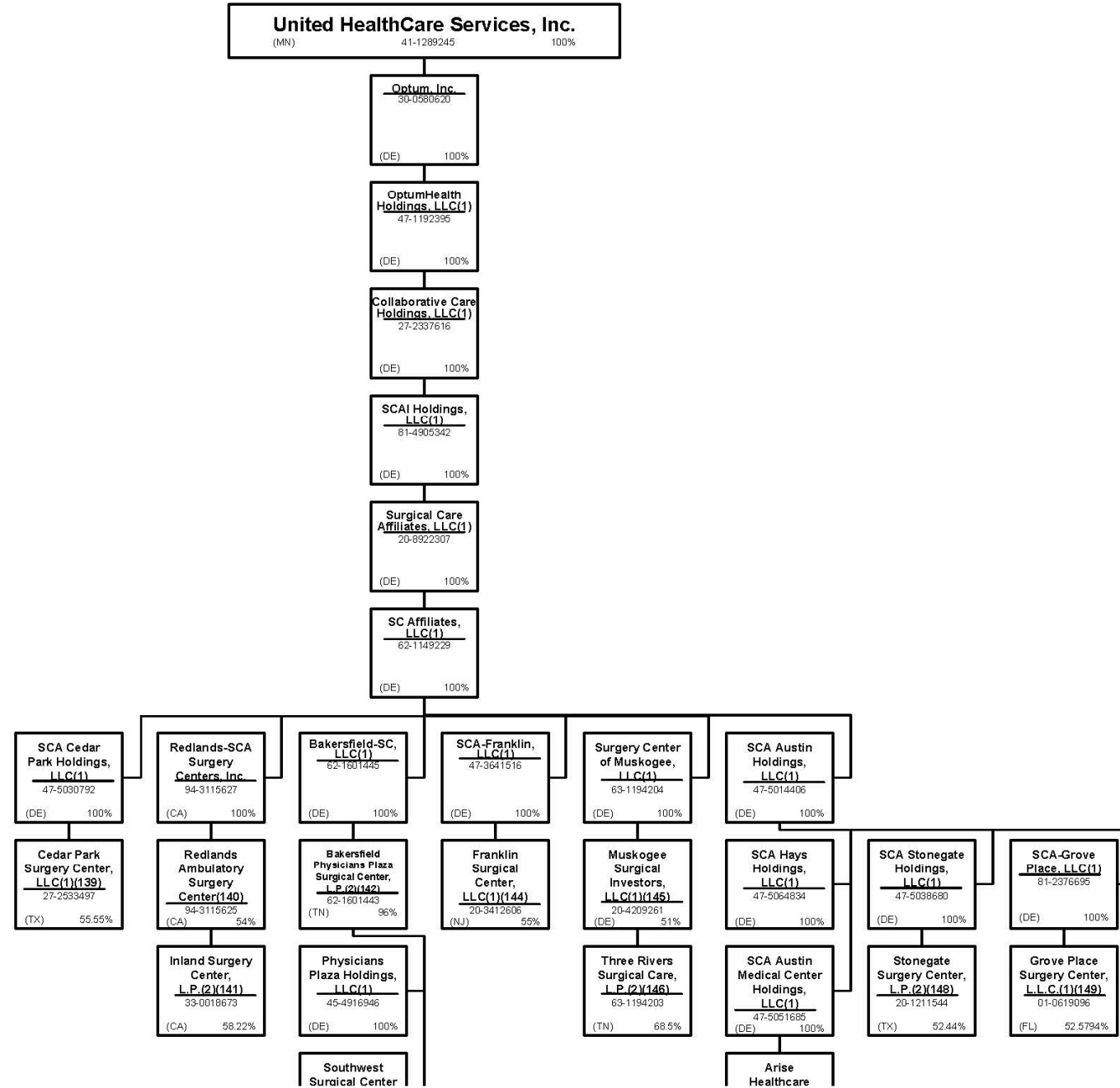


Q12.16

# SCHEDULE Y - INFORMATION CONCERNING ACTIVITIES OF INSURER

## MEMBERS OF A HOLDING COMPANY GROUP

### PART 1 - ORGANIZATIONAL CHART

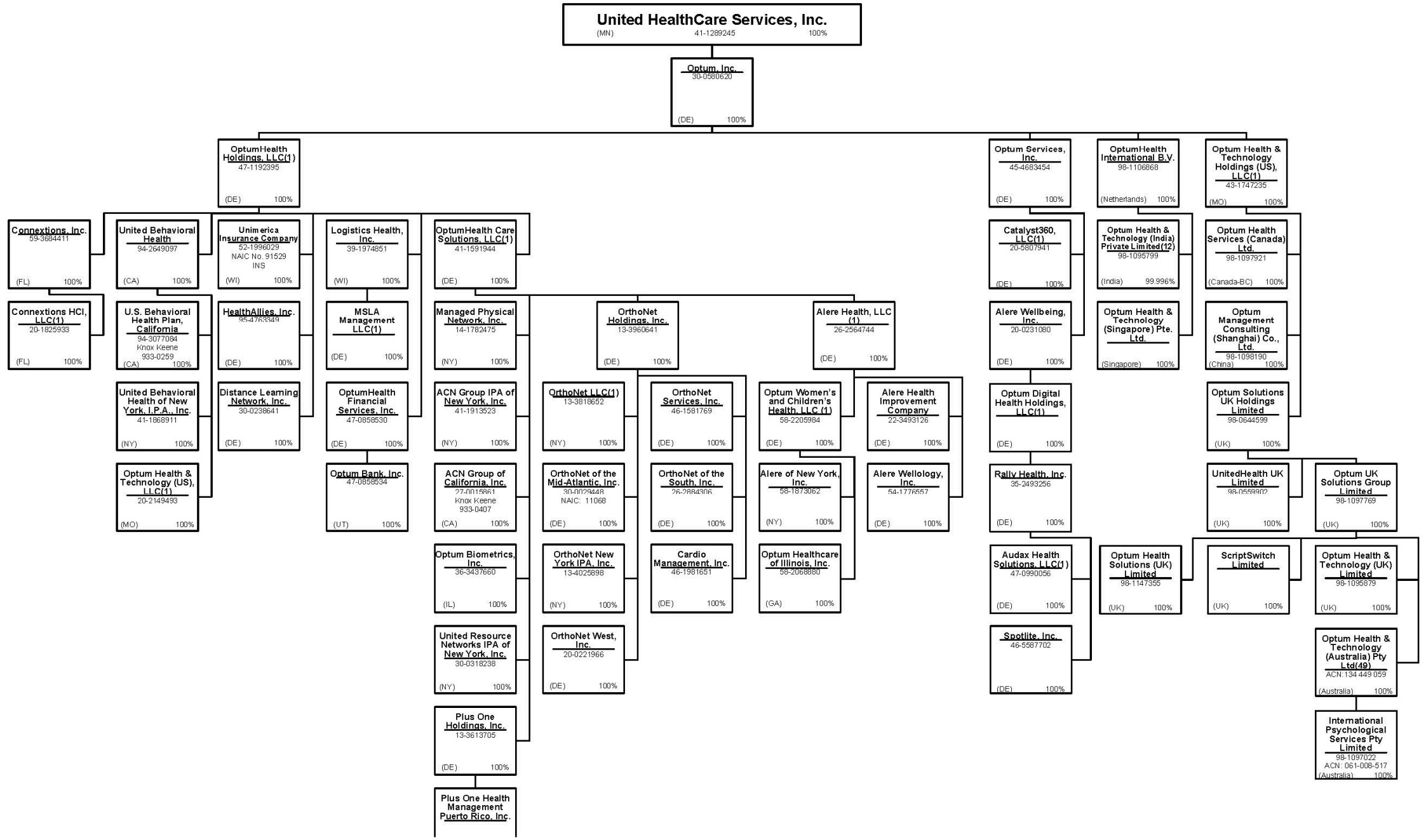


Q12.17

# SCHEDULE Y - INFORMATION CONCERNING ACTIVITIES OF INSURER

## MEMBERS OF A HOLDING COMPANY GROUP

### PART 1 - ORGANIZATIONAL CHART

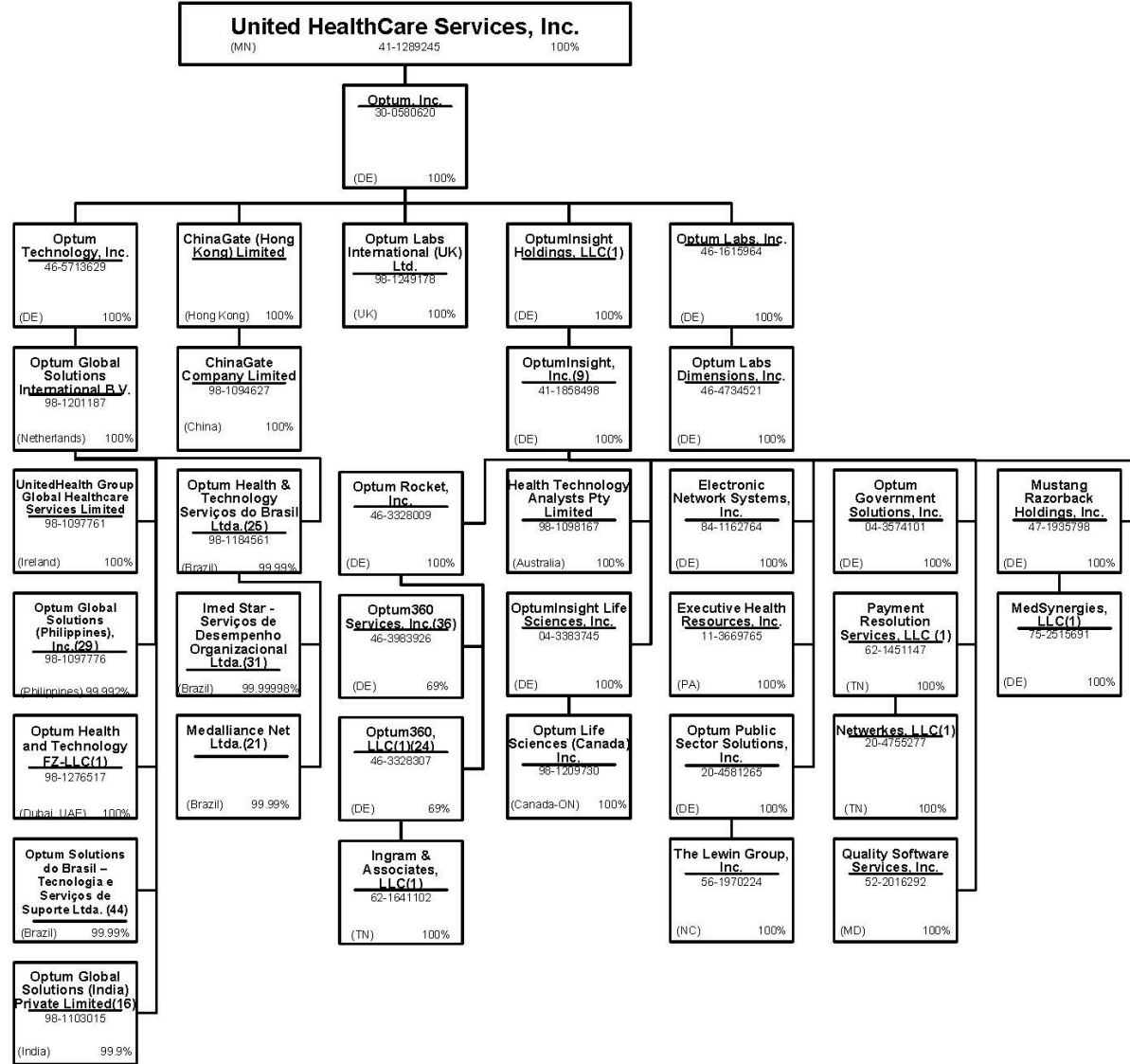


Q12.18

# SCHEDULE Y - INFORMATION CONCERNING ACTIVITIES OF INSURER

## MEMBERS OF A HOLDING COMPANY GROUP

### PART 1 - ORGANIZATIONAL CHART



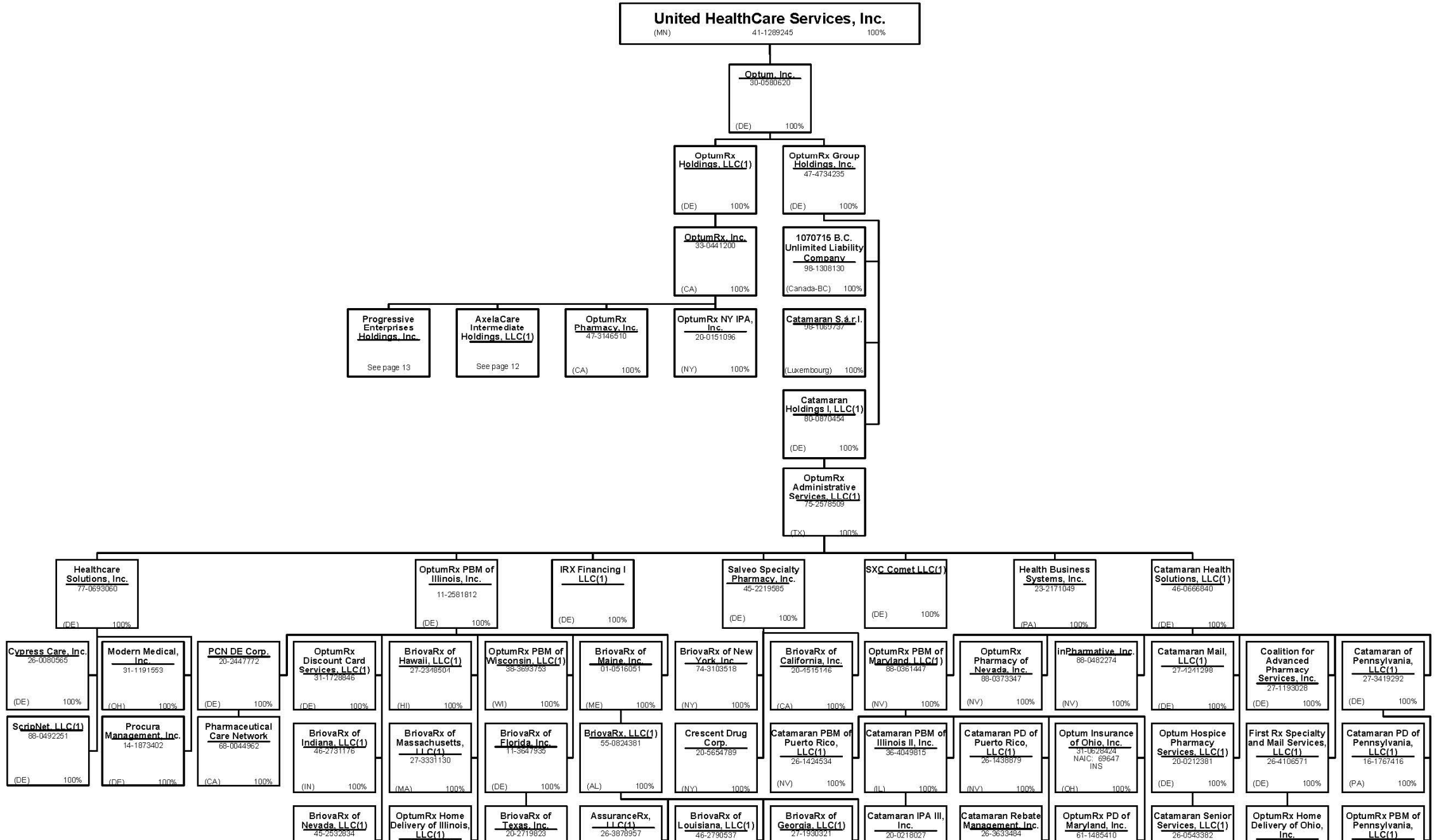
Q12.19

# SCHEDULE Y - INFORMATION CONCERNING ACTIVITIES OF INSURER

## MEMBERS OF A HOLDING COMPANY GROUP

### PART 1 - ORGANIZATIONAL CHART

Q12.20

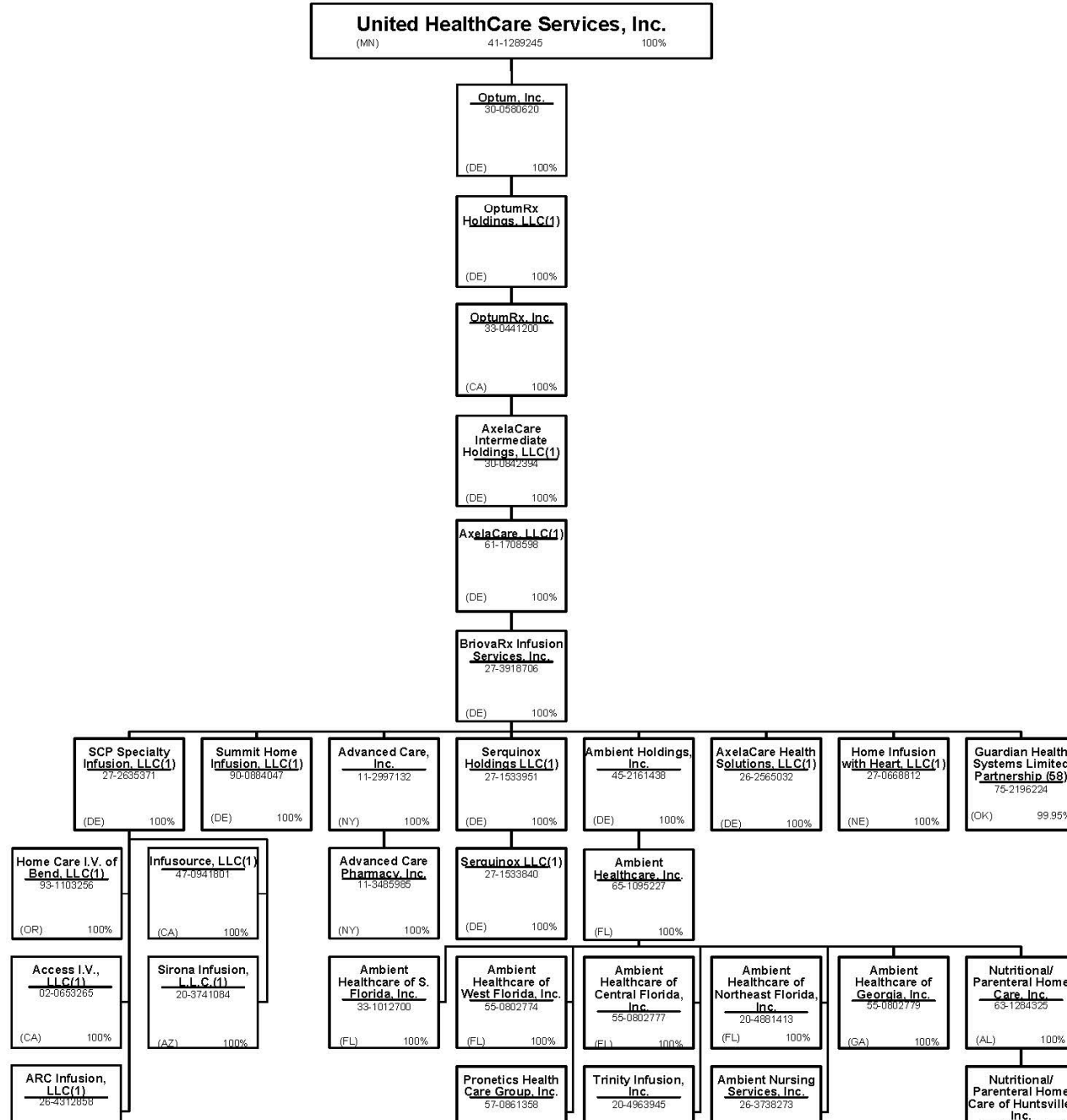


# SCHEDULE Y - INFORMATION CONCERNING ACTIVITIES OF INSURER

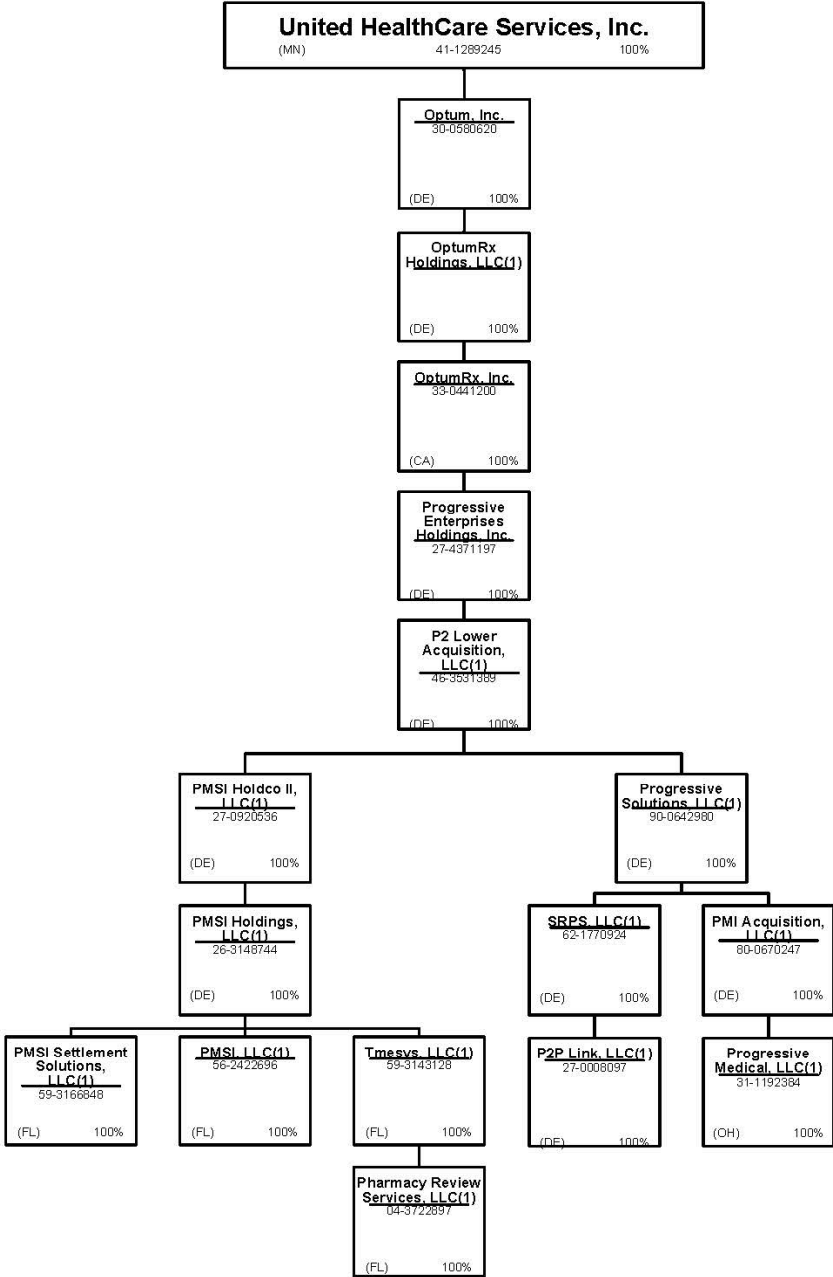
## MEMBERS OF A HOLDING COMPANY GROUP

### PART 1 - ORGANIZATIONAL CHART

Q12.21



# SCHEDULE Y - INFORMATION CONCERNING ACTIVITIES OF INSURER MEMBERS OF A HOLDING COMPANY GROUP PART 1 - ORGANIZATIONAL CHART



Q12.22

# SCHEDULE Y - INFORMATION CONCERNING ACTIVITIES OF INSURER

## MEMBERS OF A HOLDING COMPANY GROUP

### PART 1 - ORGANIZATIONAL CHART

#### Notes

All legal entities on the Organization Chart are Corporations unless otherwise indicated.

- (1) Entity is a Limited Liability Company  
 (2) Entity is a Partnership  
 (3) Entity is a Non-Profit Corporation  
 (4) Control of the Foundation is based on sole membership, not the ownership of voting securities  
 (5) COI Participações S.A. is 89.10289% owned by Esho – Empresa de Serviços Hospitalares S.A. and 10.8971% owned by COIPAR Participações S.A.  
 (6) Health Net Services is a company duly incorporated under the laws of Bermuda and holds a Bermuda insurer license.  
 (7) UnitedHealthcare India Private Limited is 99.9935% owned by UnitedHealthcare International II B.V. and 0.0065% owned by UnitedHealth International, Inc.  
 (8) General partnership interests are held by United HealthCare Services, Inc. (89.77%) and by UnitedHealthcare, Inc. (10.23%). United HealthCare Services, Inc. also holds 100% of the limited partnership interests. When combining general and limited partner interests, United HealthCare Services, Inc. owns 94.18% and UnitedHealthcare, Inc. owns 5.83%.  
 (9) Branch office located in Abu Dhabi, UAE.  
 (10) WellMed Medical Management, Inc. is 80% owned by Collaborative Care Holdings, LLC and 20% owned by WMG Healthcare Partners, L.P.  
 (11) Seisa Serviços Integrados de Saúde Ltda is 99.99% owned by Amil Assistência Médica Internacional S.A. and 0.00007% owned by Cemed Care – Empresa de Atendimento Clínico Geral Ltda.  
 (12) Optum Health & Technology (India) Private Limited is 99.996% owned by OptumHealth International B.V. and 0.004 % owned by United Behavioral Health.  
 (13) INSPIRIS of Texas Physician Group is a Texas non-profit (taxable) whose sole member is Inspiris Services Company.  
 (14) PrimeCare of Citrus Valley, Inc. is 80% owned by PrimeCare Medical Network, Inc. and 20% owned by Citrus Valley Medical Associates, Inc.  
 (15) Optum Clinics Holdings, Inc. is 97.2% owned by Collaborative Care Holdings, LLC and 2.8% is owned by external shareholders.  
 (16) Optum Global Solutions (India) Private Limited is 99.9% owned by Optum Global Solutions International B.V. and 0.1% owned by UnitedHealth International, Inc.  
 (17) Amico Saúde Ltda. is 98.927933% owned by Amil Assistência Médica Internacional S.A. and 1.072067% owned by Cemed Care – Empresa de Atendimento Clínico Geral Ltda.  
 (18) Esho – Empresa de Serviços Hospitalares S.A. is 99.612603% owned by Amil Assistência Médica Internacional S.A. and 0.370368% owned by Treasury Shares and .7409758% owned by external shareholders.  
 (19) Etho – Empresa de Tecnologia Hospitalar Ltda. 82.64% owned by Amil Assistência Médica Internacional S.A. and 17.357% owned by an external shareholder.  
 (20) Orthology, Inc. is 80% owned by UnitedHealth Group Ventures, LLC and 20% owned by external shareholders.
- (21) Medalliance Net Ltda. is owned 99.999985% by Optum Health & Technology Serviços do Brasil Ltda. and 0.000015% by UHG Brasil Participações S.A.  
 (22) Branch offices in Iraq and Uganda.  
 (23) Cemed Care Empresa de Atendimento Clínico Geral Ltda. Is 99.9999995% owned by Amil Assistência Médica Internacional S.A. and 0.000005% owned by Amico Saúde Ltda.  
 (24) Optum 360, LLC is 69% owned by Optum Rocket, Inc; the remaining 31% is owned by external holders.  
 (25) Optum Health & Technology Serviços do Brasil Ltda. is 99.9964% owned by Optum Global Solutions International B.V. and .0036% owned by OptumInsight, Inc.  
 (26) Bosque Medical Center Ltda. is 81.65320% owned by Amil Assistência Médica Internacional S.A. and 18.34680% owned by Esho – Empresa de Serviços Hospitalares S.A.  
 (27) H&W Indemnity (SPC), Ltd. is an exempted segregated portfolio company organized under the laws of the Cayman Islands and holds a Cayman insurance license.  
 (28) Real Appeal, Inc. is majority-owned by UHG or one of its affiliates and the remaining 2% is owned by Real Appeal Management.  
 (29) Optum Global Solutions (Philippines), Inc. is 99.992% owned by Optum Global Solutions International B.V., and the remaining 0.008% is held by the company's directors.  
 (30) Amil Clinical Research Participações Ltda. is 99.95% owned by Esho – Empresa de Serviços Hospitalares S.A. and 0.05% owned by Cemed Care – Empresa de Atendimento Clínico Geral Ltda.  
 (31) Imed Star Serviços de Desempenho Organizacional Ltda. is 99.99998% owned by Optum Health & Technology Serviços do Brasil Ltda and 0.00002% owned by UHG Brasil Participações S.A.  
 (32) Hospital de Clínicas de Jacarepaguá Ltda. is 99.999996% owned by Esho – Empresa de Serviços Hospitalares S.A. and 0.000004% is owned by Cemed Care – Empresa de Atendimento Clínico Geral Ltda.  
 (33) Hospital Alvorada Taguatinga Ltda. is 87.750185% owned by Amil Assistência Médica Internacional S.A. 12.249815% by Bosque Medical Center Ltda.  
 (34) TBD  
 (35) FrontierMEDEX Kenya Limited is 99.9% owned by Frontier MEDEX Limited and 0.1% owned by UnitedHealthcare International I B.V.  
 (36) Optum360 Services, Inc. is 69% owned by Optum Rocket, Inc. and 31% owned by two external interest holders.  
 (37) The limited partners of UnitedHealth Group International, L.P. include FMG Holdings, LLC (14.8145%), Hygeia Corporation (DE) (0.2012%) and UnitedHealth Group Incorporated (84.9843%). UnitedHealth Group International GP is the general partner of UnitedHealth Group International, L.P.  
 (38) Polar II Fundo de Investimento em Participações is a Brazilian private equity investment fund incorporated in the form of a closed-end condominium.  
 (39) UnitedHealthcare International III S.á.r.l. is 69.995% owned by UnitedHealthcare Europe S.á.r.l. and 30.005% owned by UnitedHealthcare International II S.á.r.l.  
 (40) Amil Assistência Médica Internacional S.A. is 90.23% owned by Polar II Fundo de Investimento em Participações and the remaining 9.77% is owned by the former controlling shareholders of Amil Assistência Médica Internacional S.A.  
 (41) Lusiadas A.C.E. is 55% owned by Lusiadas, SGPS, S.A., 10% owned by Lusiadas – Parcerias Cascais, S.A., 20% owned by Lusiadas, S.A., 5% owned by Clínica Médico Cirúrgica de Santa Tecla, S.A. and 10% owned by CLISA – Clínica de Santo António, S.A.  
 (42) Centro Médico PJ Ltda. is 99.99% owned by Esho – Empresa de Serviços Hospitalares S.A. and 0.000103% is owned by Cemed Care – Empresa de Atendimento Clínico Geral Ltda.  
 (43) Frontier Medex Tanzania Limited is 99% owned by Frontier MEDEX Limited. The remaining 1% is owned by a former officer of Frontier MEDEX Limited and is being transferred to UnitedHealthcare International I BV.  
 (44) Optum Solutions do Brasil – Tecnologia e Serviços de Suporte Ltda., is 99.999998% owned by Optum Global Solutions International B.V. and 0.000002% owned by OptumHealth International B.V.  
 (45) Multiangio Ltda. is 68% owned by Esho – Empresa de Serviços Hospitalares S.A. and the remaining 32% is owned by external shareholders.  
 (46) Polo Holdco, LLC is 80.1% owned by Collaborative Care Holdings, LLC and the remaining 19.9% being owned by an outside third party.
- (47) Excellion Serviços Biomédicos Ltda is 99.999997% owned by Esho – Empresa de Serviços Hospitalares S.A. and 0.000003% is owned by Cemed Care - Empresa de Atendimento Clínico Geral Ltda.  
 (48) Hospital Samaritano de São Paulo Ltda. is 99.9999998% owned by Esho – Empresa de Serviços Hospitalares S.A. and the remaining 0.0000002% is owned by Hospital Alvorada Taguatinga Ltda.  
 (49) Branch office located in Hong Kong.  
 (50) TBD  
 (51) TBD  
 (52) WESTMED Practice Partners LLC is 86.15% owned by Collaborative Care Holdings, LLC and 13.85% owned by external shareholders.  
 (53) ProHEALTH Medical Management, LLC is 80% owned by Collaborative Care Holdings, LLC and 20% owned by an external shareholder.  
 (54) ProHEALTH Fitness of Lake Success, LLC is 82.62% owned by ProHEALTH Medical Management, LLC and 17.38% by an external shareholder.  
 (55) TBD  
 (56) TBD  
 (57) Angiografia e Hemodinâmica Madre Theodora Ltda. is 50% owned by Hospital Geral e Maternidade Madre Maria Theodora Ltda. and 50% owned by 28 individual partners.  
 (58) Guardian Health Systems Limited Partnership is 99.95% owned by AxelaCare Holdings, Inc. with the remaining 0.05% interest as a limited partner being held by AxelaCare Health Solutions, LLC.  
 (59) TBD  
 (60) Hospitais Associados de Pernambuco Ltda. is 90% owned by Esho – Empresa de Serviços Hospitalares S.A. and 10% is owned by an external shareholder.  
 (61) Topimagem Diagnóstico por Imagem Ltda. is 89% owned by Esho – Empresa de Serviços Hospitalares S.A., and the remaining 11% interest is owned by external shareholders.  
 (62) Dilab – Medicina Nuclear Ltda is 85% owned by Esho – Empresa de Serviços Hospitalares S.A. and the remaining 15% is owned by external shareholders.  
 (63) WellMed Networks – DFW, Inc. is 50% owned by WellMed Networks, Inc. and 50% owned by USMD Inc. WellMed Medical Management, Inc. controls 100% of WellMed Networks - DFW.  
 (64) Clínica Oftalmologica Danilo de Castro Sociedade Simples is 99.66% owned by Hospital Alvorada de Taguatinga Ltda. and the remaining 0.333333% is owned by Lotten-Eyes Oftalmologia Clínica e Cirúrgica Ltda.  
 (65) Lotten-Eyes Oftalmologia Clínica e Cirúrgica Ltda. is 99.99% owned by Hospital Alvorada de Taguatinga Ltda. and the remaining 0.000012% is owned by Esho – Empresa de Serviços Hospitalares S.A.  
 (66) CMO – Centro Médico de Oftalmologia S/S Ltda. is 99% owned by Hospital Alvorada de Taguatinga Ltda. and the remaining is owned by Lotten-Eyes Oftalmologia Clínica e Cirúrgica Ltda.  
 (67) TBD  
 (68) Elual Participações S.A. is 60% owned by Amil Assistência Médica Internacional S.A. and 40% by Esho – Empresa de Serviços Hospitalares S.A.  
 (69) Hospital Santa Helena S.A. is 65.21% owned by Elual Participações S.A. and 34.79% owned by Esho – Empresa de Serviços Hospitalares S.A.  
 (70) Santa Helena Assistência Médica S.A. is 65.21% owned by Elual Participações S.A. and 34.79% owned by Amil Assistência Médica Internacional S.A.  
 (71) Clínica Médico Cirúrgica de Santa Tecla, S.A. is 96.5% owned by Lusiadas, SGPS, S.A., and the remaining 3.5% is owned by external shareholders.  
 (72) CLISA – Clínica de Santo António, S.A. is 91.4% owned by Lusiadas, SGPS, S.A. and the remaining 8.6% is owned by external shareholders.

# SCHEDULE Y - INFORMATION CONCERNING ACTIVITIES OF INSURER

## MEMBERS OF A HOLDING COMPANY GROUP

### PART 1 - ORGANIZATIONAL CHART

#### Notes

All legal entities on the Organization Chart are Corporations unless otherwise indicated.

- |   |   |
|---|---|
| <p>(73) Pomerado Outpatient Surgical Center, Inc. holds a 50.75% general partnership interest and 6% limited partnership interest in Pomerado Outpatient Surgical Center, L.P.</p> <p>(74) Pasteur Plaza Surgery Center GP, Inc. holds a 51% general partnership interest and a 27.706% limited partnership interest in Pasteur Plaza Surgery Center, L.P.</p> <p>(75) Surgery Center Holding, LLC holds a 51% general partnership interest and a 23.94% limited partnership interest in B.R.A.S.S. Partnership in Commendam</p> <p>(76) The remaining 25% membership interest is owned by Trinity Health-New England, Inc.</p> <p>(77) Connecticut Surgical Center, LLC holds a 51% general partnership interest and a 14% limited partnership interest in Connecticut Surgery Center, Limited Partnership.</p> <p>(78) SCA of Clarksville, Inc. holds a 51% general partnership interest and a 49% limited partnership interest in Surgery Center of Clarksville, L.P.</p> <p>(79) Surgery Center of Vero Beach, Inc. holds a 40% general partnership interest and a 59% limited partnership interest in Indian River Surgery Center, Ltd.</p> <p>(80)</p> <p>(81)</p> <p>(82)</p> <p>(83) SCA Salt Lake Surgical Center, Inc. holds a 71.25% limited partnership interest and a 20% general partnership interest in Salt Lake Surgical Center, L.P.</p> <p>(84) Wauwatosa Outpatient Surgery Center, LLC holds a 51% limited partnership interest in Wauwatosa Surgery Center, Limited Partnership.</p> <p>(85) Surgery Centers-West Holdings, LLC holds a 71% limited partnership interest and a 1% general partnership interest in Golden Triangle Surgicenter, L.P.</p> <p>(86)</p> <p>(87)</p> <p>(88) Mississippi Surgery Holdings, LLC holds a 41% general partnership interest and a 59% limited partnership interest in Mississippi Surgical Center Limited Partnership.</p> <p>(89)</p> <p>(90)</p> <p>(91)</p> <p>(92)</p> <p>(93)</p> <p>(94)</p> <p>(95) Northern Rockies Surgicenter, Inc. holds a 51% general partnership interest and a 4.25% limited partnership interest in Northern Rockies Surgery Center, L.P.</p> <p>(96) NSC Lancaster, LLC holds a 81.24% limited partnership interest and a 1% general partnership interest in Antelope Valley Surgery Center, L.P.</p> <p>(97) NSC Sarasota, Inc. holds a 81.1% limited partnership interest and a 1.02% general partnership interest in Sarasota Endoscopy Center, L.P.</p> <p>(98) NSC Upland, LLC holds an 80% general partnership interest and a 12.81% limited partnership interest in Upland Outpatient Surgical Center, L.P.</p> <p>(99)</p> <p>(100) Surgicare of Minneapolis, LLC holds a 50% general partnership interest and a 30.5% limited partnership interest in Surgicare of Minneapolis, Ltd., a MN Limited Partnership</p> <p>(101)</p> <p>(102) Waco Outpatient Surgical Center, Inc. holds a 51% general partnership interest and a 48% limited partnership interest in Waco Surgical Center, Ltd.</p> <p>(103) Blackstone Valley Surgicare GP, LLC holds a 40% general partnership interest and a 59% limited partnership interest in Blackstone Valley Surgicare Acquisition, L.P.</p> <p>(104) Wayland Square Surgicare GP, Inc. holds a 40% general partnership interest and a 59% limited partnership interest in Wayland Square Surgicare Acquisition, L.P.</p> <p>(105) Northwest Surgicare, LLC holds a 51% general partnership interest and a 5% limited partnership interest in Northwest Surgicare, Ltd., an IL Limited Partnership</p> <p>(106) Surgery Center of Des Moines, LLC holds a 51% general partnership interest and a 14.85% limited partnership interest in Surgery Centers of Des Moines, Ltd., an IA Limited Partnership</p> <p>(107)</p> <p>(108) Surgery Center of Louisville, LLC holds a 51% general partnership interest and a 14.4% limited partnership interest in Louisville S.C., Ltd.</p> <p>(109)</p> <p>(110) Surgery Center of Easton, LLC holds a 57% general partnership interest in The Surgery</p> | <p>(111)</p> <p>(112)</p> <p>(113) The remaining 1% membership interest is owned by SCA Affiliates, LLC</p> <p>(114)</p> <p>(115)</p> <p>(116)</p> <p>(117) SCA-Mt. Pleasant, LLC holds a 51% general partnership interest and a 44.41% limited partnership interest in Mt. Pleasant Surgery Center, L.P.</p> <p>(118)</p> <p>(119)</p> <p>(120)</p> <p>(121)</p> <p>(122) SCA-Citrus, Inc. holds a 52% general partnership interest and a 5% limited partnership interest in Citrus Regional Surgery Center, L.P.</p> <p>(123) SCA-Eugene, Inc. holds a 51% general partnership interest and a 41% limited partnership interest in McKenzie Surgery Center, L.P.</p> <p>(124) SCA-Merritt, LLC holds a 50.08% general partnership interest in Space Coast Surgery Center, Ltd.</p> <p>(125) SCA-Florence, LLC holds a 50% general partnership interest in Florence Surgery Center, L.P.</p> <p>(126) SCA-South Jersey, LLC holds a 51% general partnership interest and a 19.95% limited partnership interest in Surgical Center of South Jersey, Limited Partnership. SC Affiliates, LLC also holds a 0.73% limited partnership interest in Surgical Center of South Jersey, Limited Partnership.</p> <p>(127) SCA-Colorado Springs, LLC holds a 51% general partnership interest and a 44% limited partnership interest in Colorado Springs Surgery Center, Ltd.</p> <p>(128)</p> <p>(129)</p> <p>(130)</p> <p>(131)</p> <p>(132)</p> <p>(133) Gadsden Surgery Center, LLC holds a 51% general partnership interest and a 6.5% limited partnership interest in Gadsden Surgery Center, Ltd.</p> <p>(134)</p> <p>(135) SCA-Northeast Georgia Health, LLC holds a 51% general partnership interest and a 35% limited partnership interest in Gainesville Surgery Center, L.P.</p> <p>(136)</p> <p>(137)</p> <p>(138)</p> <p>(139)</p> <p>(140)</p> <p>(141) SCA Stonegate Holdings, LLC holds a 52% general partnership interest in Stonegate Surgery Center, L.P.</p> <p>(142)</p> <p>(143)</p> <p>(144) Redlands Ambulatory Surgery Center holds a 51% general partnership interest and a 7.22% limited partnership interest in Inland Surgery Center, L.P. SC Affiliates also holds a 13.03% limited partnership interest in Inland Surgery Center, L.P.</p> <p>(145) Bakersfield-SC, LLC holds a 25% general partnership interest and a 71% limited partnership interest in Bakersfield Physicians Plaza Surgical Center, L.P.</p> <p>(146) Bakersfield Physicians Plaza Surgical Center, L.P. holds a 99% general partnership interest and Physicians Plaza Holdings, LLC holds a 1% limited partnership interest in Southwest Surgical Center of Bakersfield, L.P.</p> <p>(147)</p> <p>(148)</p> <p>(149) Muskogee Surgical Investors, LLC holds a 51% general partnership interest and a 17.5% limited partnership interest in Three Rivers Surgical Care, L.P.</p> |
|---|---|

# SCHEDULE Y

## PART 1A - DETAIL OF INSURANCE HOLDING COMPANY SYSTEM

1	2	3	4	5	6	7	8	9	10	11	12	13	14	15	16
Group Code	Group Name	NAIC Company Code	ID Number	FEDERAL RSSD	CIK	Name of Securities Exchange if Publicly Traded (U.S. or International)	Names of Parent, Subsidiaries or Affiliates	Domiciliary Location	Relationship to Reporting Entity	Directly Controlled by (Name of Entity / Person)	Type of Control (Ownership, Board, Management, Attorney-in-Fact, Influence, Other)	If Control is Ownership Provide Percentage	Ultimate Controlling Entity(ies) / Person(s)	Is an SCA Filing Required? (Y/N)	*
		00000	98-1308130		0001363851		1070715 B.C. Unlimited Liability Company	CAN	NIA	OptumRx Group Holdings, Inc.	Ownership	100.0	UnitedHealth Group Incorporated	N	
		00000	27-2624551				310 Canyon Medical, LLC	CA	NIA	Monarch Management Services, Inc.	Ownership	100.0	UnitedHealth Group Incorporated	N	
		00000	02-0653265				Access I.V., LLC	CA	NIA	SCP Specialty Infusion, LLC	Ownership	100.0	UnitedHealth Group Incorporated	N	
		00000	41-1913523				ACN Group IPA of New York, Inc.	NY	NIA	OptumHealth Care Solutions, LLC	Ownership	100.0	UnitedHealth Group Incorporated	N	
		00000	27-0015861				ACN Group of California, Inc.	CA	IA	OptumHealth Care Solutions, LLC	Ownership	100.0	UnitedHealth Group Incorporated	N	
		00000	11-3485985				Advanced Care Pharmacy, Inc.	NY	NIA	Advanced Care, Inc.	Ownership	100.0	UnitedHealth Group Incorporated	N	
		00000	11-2997132				Advanced Care, Inc.	NY	NIA	BriovaRx Infusion Services, Inc.	Ownership	100.0	UnitedHealth Group Incorporated	N	
		00000	26-4093335				Advanced Surgical Hospital, LLC	PA	NIA	SCA Southwestern PA, LLC	Ownership	51.0	UnitedHealth Group Incorporated	N	0000001
		00000	47-5337115				Advocate Condell Ambulatory Surgery Center, LLC	IL	NIA	Advocate-SCA Partners, LLC	Ownership	81.6	UnitedHealth Group Incorporated	N	0000001
		00000					Advocate Sherman Ambulatory Surgery Center, LLC	IL	NIA	Advocate-SCA Partners, LLC	Ownership	100.0	UnitedHealth Group Incorporated	N	
		00000					Advocate-SCA Holdings, LLC	DE	NIA	Surgical Care Affiliates, LLC	Ownership	100.0	UnitedHealth Group Incorporated	N	
		00000	47-4012497				Advocate-SCA Partners, LLC	DE	NIA	SCA-Illinois, LLC	Ownership	51.0	UnitedHealth Group Incorporated	N	0000001
		00000	92-0080881				Alaska Surgery Center, Inc.	AK	NIA	SC Affiliates, LLC	Ownership	100.0	UnitedHealth Group Incorporated	N	
		00000	22-3493126		0001461390		Alere Health Improvement Company	DE	NIA	Alere Health, LLC	Ownership	100.0	UnitedHealth Group Incorporated	N	
		00000	26-2564744		0001460933		Alere Health, LLC	DE	NIA	OptumHealth Care Solutions, LLC	Ownership	100.0	UnitedHealth Group Incorporated	N	
		00000	58-1873062		0001156286		Alere of New York, Inc.	NY	NIA	Optum Women's and Children's Health, LLC	Ownership	100.0	UnitedHealth Group Incorporated	N	
		00000	20-0231080		0001355945		Alere Wellbeing, Inc.	DE	NIA	Optum Services, Inc.	Ownership	100.0	UnitedHealth Group Incorporated	N	
		00000	54-1776557		0001460931		Alere Wellology, Inc.	DE	NIA	Alere Health, LLC	Ownership	100.0	UnitedHealth Group Incorporated	N	
0707	UnitedHealth Group Incorporated	82406	35-1665915				All Savers Insurance Company	IN	IA	Golden Rule Financial Corporation	Ownership	100.0	UnitedHealth Group Incorporated	N	
0707	UnitedHealth Group Incorporated	73130	35-1744596				All Savers Life Insurance Company of California	CA	IA	Golden Rule Financial Corporation	Ownership	100.0	UnitedHealth Group Incorporated	N	
		00000	27-1367127				Alliance Surgical Center, LLC	FL	NIA	SCA-Alliance, LLC	Ownership	64.9	UnitedHealth Group Incorporated	N	0000001
		00000	55-0802777				Ambient Healthcare of Central Florida, Inc.	FL	NIA	Ambient Healthcare, Inc.	Ownership	100.0	UnitedHealth Group Incorporated	N	
		00000	55-0802779				Ambient Healthcare of Georgia, Inc.	GA	NIA	Ambient Healthcare, Inc.	Ownership	100.0	UnitedHealth Group Incorporated	N	
		00000	20-4881413				Ambient Healthcare of Northeast Florida, Inc.	FL	NIA	Ambient Healthcare, Inc.	Ownership	100.0	UnitedHealth Group Incorporated	N	
		00000	33-1012700				Ambient Healthcare of S. Florida, Inc.	FL	NIA	Ambient Healthcare, Inc.	Ownership	100.0	UnitedHealth Group Incorporated	N	

Q13

## SCHEDULE Y

### PART 1A - DETAIL OF INSURANCE HOLDING COMPANY SYSTEM

1	2	3	4	5	6	7	8	9	10	11	12	13	14	15	16
Group Code	Group Name	NAIC Company Code	ID Number	FEDERAL RSSD	CIK	Name of Securities Exchange if Publicly Traded (U.S. or International)	Names of Parent, Subsidiaries or Affiliates	Domiciliary Location	Relationship to Reporting Entity	Directly Controlled by (Name of Entity / Person)	Type of Control (Ownership, Board, Management, Attorney-in-Fact, Influence, Other)	If Control is Ownership Provide Percentage	Ultimate Controlling Entity(ies) / Person(s)	Is an SCA Filing Required? (Y/N)	*
0707	UnitedHealth Group Incorporated	00000	55-0802774				Ambient Healthcare of West Florida, Inc.	FL	NIA	Ambient Healthcare, Inc.	Ownership	100.0	UnitedHealth Group Incorporated	N	
		00000	65-1095227				Ambient Healthcare, Inc.	FL	NIA	Ambient Holdings, Inc.	Ownership	100.0	UnitedHealth Group Incorporated	N	
		00000	45-2161438				Ambient Holdings, Inc.	DE	NIA	BriovaRx Infusion Services, Inc.	Ownership	100.0	UnitedHealth Group Incorporated	N	
		00000	26-3738273				Ambient Nursing Services, Inc.	FL	NIA	Ambient Healthcare, Inc.	Ownership	100.0	UnitedHealth Group Incorporated	N	
		00000	54-1743136			0001122263	AmeriChoice Corporation	DE	NIA	UnitedHealth Group Incorporated	Ownership	100.0	UnitedHealth Group Incorporated	N	
		00000	54-1743141				AmeriChoice Health Services, Inc.	DE	NIA	AmeriChoice Corporation	Ownership	100.0	UnitedHealth Group Incorporated	N	
		95497	22-3368602				AmeriChoice of New Jersey, Inc.	NJ	IA	AmeriChoice Corporation	Ownership	100.0	UnitedHealth Group Incorporated	N	
		00000	98-1108620				Amico Saúde Ltda.	BRA	NIA	Amil Assistência Médica Internacional S.A.	Ownership	98.9	UnitedHealth Group Incorporated	N	
		00000	98-1108620				Amico Saúde Ltda.	BRA	NIA	Cemed Care - Empresa de Atendimento Clínico Geral Ltda.	Ownership	1.1	UnitedHealth Group Incorporated	N	
		00000				0001447698	Amil Assistência Médica Internacional S.A.	BRA	NIA	Polar II Fundo de Investimento em Participações Multiestrategia	Ownership	90.2	UnitedHealth Group Incorporated	N	0000002
		00000	98-1109085				Amil Clinical Research Participações Ltda.	BRA	NIA	Esho Empresa de Serviços Hospitalares S.A.	Ownership	100.0	UnitedHealth Group Incorporated	N	
		00000	98-1109085				Amil Clinical Research Participações Ltda.	BRA	NIA	Cemed Care - Empresa de Atendimento Clínico Geral Ltda.	Ownership	0.1	UnitedHealth Group Incorporated	N	
		00000	98-1138212				AMIL International	LUX	NIA	Amil Assistência Médica Internacional S.A.	Ownership	100.0	UnitedHealth Group Incorporated	N	
		00000	36-4210293				Antelope Valley Surgery Center, L.P.	CA	NIA	NSC Lancaster, LLC	Ownership	81.2	UnitedHealth Group Incorporated	N	0000001
		00000	27-2068687				AppleCare Medical Management, LLC	DE	NIA	Collaborative Care Holdings, LLC	Ownership	100.0	UnitedHealth Group Incorporated	N	
		00000	26-4312858				ARC Infusion, LLC	CA	NIA	SCP Specialty Infusion, LLC	Ownership	100.0	UnitedHealth Group Incorporated	N	
		00000	46-2728964				Arise Healthcare System, LLC	DE	NIA	SCA Austin Medical Center Holdings, LLC	Ownership	52.8	UnitedHealth Group Incorporated	N	0000001
		00000	86-0813232				Arizona Physicians IPA, Inc.	AZ	IA	UnitedHealthcare, Inc.	Ownership	100.0	UnitedHealth Group Incorporated	N	
		00000					ASC Connecticut Holdings, LLC	DE	NIA	Surgical Care Affiliates, LLC	Ownership	100.0	UnitedHealth Group Incorporated	N	
		00000	46-3907136				ASC Holdings of New Jersey, LLC	NJ	NIA	SC Affiliates, LLC	Ownership	100.0	UnitedHealth Group Incorporated	N	
		00000	95-4348431				ASC Network, LLC	DE	NIA	Surgical Care Affiliates, LLC	Ownership	100.0	UnitedHealth Group Incorporated	N	
		00000	90-0369702				ASI Global, LLC	TX	NIA	FrontierMEDEX, Inc.	Ownership	100.0	UnitedHealth Group Incorporated	N	
		00000	26-3878957				AssuranceRx, LLC	AL	NIA	BriovaRx, LLC	Ownership	100.0	UnitedHealth Group Incorporated	N	
		00000	45-4014891				Athens ASC Holdings, LLC	GA	NIA	SCA Athens, LLC	Ownership	53.0	UnitedHealth Group Incorporated	N	
00000	47-0990056			0001529111	Audax Health Solutions, LLC	DE	NIA	Rally Health, Inc.	Ownership	100.0	UnitedHealth Group Incorporated	N	0000001		

Q13.1

## SCHEDULE Y

### PART 1A - DETAIL OF INSURANCE HOLDING COMPANY SYSTEM

1	2	3	4	5	6	7	8	9	10	11	12	13	14	15	16
Group Code	Group Name	NAIC Company Code	ID Number	FEDERAL RSSD	CIK	Name of Securities Exchange if Publicly Traded (U.S. or International)	Names of Parent, Subsidiaries or Affiliates	Domiciliary Location	Relationship to Reporting Entity	Directly Controlled by (Name of Entity / Person)	Type of Control (Ownership, Board, Management, Attorney-in-Fact, Influence, Other)	If Control is Ownership Provide Percentage	Ultimate Controlling Entity(ies) / Person(s)	Is an SCA Filing Required? (Y/N)	*
		00000	80-0368187				Aveta Arizona, Inc.	AZ	NIA	NAMM Holdings, Inc.	Ownership	100.0	UnitedHealth Group Incorporated	N	
		00000	90-0632302				Aveta Health Solutions Inc.	DE	NIA	NAMM Holdings, Inc.	Ownership	100.0	UnitedHealth Group Incorporated	N	
		00000	20-4057813		0001355487		Aveta Inc.	DE	NIA	Collaborative Care Holdings, LLC	Ownership	100.0	UnitedHealth Group Incorporated	N	
		00000	27-2823524				Aveta Kansas City, Inc.	KS	NIA	NAMM Holdings, Inc.	Ownership	100.0	UnitedHealth Group Incorporated	N	
		00000	36-4704309				Aveta Tennessee, Inc	DE	NIA	NAMM Holdings, Inc.	Ownership	100.0	UnitedHealth Group Incorporated	N	
		00000	26-2565032				AxelaCare Health Solutions, LLC	DE	NIA	BriovaRx Infusion Services, Inc.	Ownership	100.0	UnitedHealth Group Incorporated	N	
		00000	30-0842394				AxelaCare Intermediate Holdings, LLC	DE	NIA	OptumRx, Inc.	Ownership	100.0	UnitedHealth Group Incorporated	N	
		00000	61-1708598				AxelaCare, LLC	DE	NIA	AxelaCare Intermediate Holdings, LLC	Ownership	100.0	UnitedHealth Group Incorporated	N	
		00000	72-1097827				B.R.A.S.S. Partnership in Commendam	LA	NIA	Surgery Center Holding, LLC	Ownership	51.0	UnitedHealth Group Incorporated	N	0000001
		00000	62-1601443				Bakersfield Physicians Plaza Surgical Center, L.P.	TN	NIA	Bakersfield-SC, LLC	Ownership	71.0	UnitedHealth Group Incorporated	N	0000001
		00000	62-1601445				Bakersfield-SC, LLC	DE	NIA	SC Affiliates, LLC	Ownership	100.0	UnitedHealth Group Incorporated	N	
		00000	47-4504390				Beach Surgical Holdings III, LLC	CA	NIA	Surgicare of La Veta, Inc.	Ownership	68.9	UnitedHealth Group Incorporated	N	0000001
		00000	88-0267857				Behavioral Healthcare Options, Inc.	NV	NIA	Sierra Health Services, Inc.	Ownership	100.0	UnitedHealth Group Incorporated	N	
		00000	63-0847380				Birmingham Outpatient Surgical Center, LLC	DE	NIA	Surgery Center Holding, LLC	Ownership	100.0	UnitedHealth Group Incorporated	N	
		00000	20-5337793				Blackstone Valley Surgicare Acquisition, L.P.	RI	NIA	Blackstone Valley Surgicare GP, LLC	Ownership	59.0	UnitedHealth Group Incorporated	N	0000001
		00000	05-0359457				Blackstone Valley Surgicare GP, LLC	RI	NIA	Surgery Center Holding, LLC	Ownership	100.0	UnitedHealth Group Incorporated	N	
		00000	27-2241593				Blue Ridge GP, LLC	NC	NIA	Blue Ridge GP, LLC	Ownership	100.0	UnitedHealth Group Incorporated	N	
		00000	98-1112673				Bosque Medical Center Ltda.	BRA	NIA	Amil Assistência Médica Internacional S.A.	Ownership	81.7	UnitedHealth Group Incorporated	N	
		00000	98-1112673				Bosque Medical Center Ltda.	BRA	NIA	Esho Empresa de Serviços Hospitalares S.A.	Ownership	18.3	UnitedHealth Group Incorporated	N	
		00000					Brevard Specialty Surgery Center, LLC	FL	NIA	Melbourne Surgery Center, LLC	Ownership	100.0	UnitedHealth Group Incorporated	N	
		00000	27-3918706		0001507772		BriovaRx Infusion Services, Inc.	DE	NIA	AxelaCare, LLC	Ownership	100.0	UnitedHealth Group Incorporated	N	
		00000	20-4515146				BriovaRx of California, Inc.	CA	NIA	Salveo Specialty Pharmacy, Inc.	Ownership	100.0	UnitedHealth Group Incorporated	N	
		00000	11-3647935				BriovaRx of Florida, Inc.	DE	NIA	OptumRx PBM of Illinois, Inc.	Ownership	100.0	UnitedHealth Group Incorporated	N	
		00000	27-1930321				BriovaRx of Georgia, LLC	GA	NIA	BriovaRx, LLC	Ownership	100.0	UnitedHealth Group Incorporated	N	
		00000	27-2348504				BriovaRx of Hawaii, LLC	HI	NIA	OptumRx PBM of Illinois, Inc.	Ownership	100.0	UnitedHealth Group Incorporated	N	

Q132

## SCHEDULE Y

### PART 1A - DETAIL OF INSURANCE HOLDING COMPANY SYSTEM

1	2	3	4	5	6	7	8	9	10	11	12	13	14	15	16
Group Code	Group Name	NAIC Company Code	ID Number	FEDERAL RSSD	CIK	Name of Securities Exchange if Publicly Traded (U.S. or International)	Names of Parent, Subsidiaries or Affiliates	Domiciliary Location	Relationship to Reporting Entity	Directly Controlled by (Name of Entity / Person)	Type of Control (Ownership, Board, Management, Attorney-in-Fact, Influence, Other)	If Control is Ownership Provide Percentage	Ultimate Controlling Entity(ies) / Person(s)	Is an SCA Filing Required? (Y/N)	*
		00000	46-2731176				BriovaRx of Indiana, LLC	IN	NIA	OptumRx PBM of Illinois, Inc.	Ownership	100.0	UnitedHealth Group Incorporated	N	
		00000	46-2790537				BriovaRx of Louisiana, LLC	LA	NIA	BriovaRx, LLC	Ownership	100.0	UnitedHealth Group Incorporated	N	
		00000	01-0516051		0001601630		BriovaRx of Maine, Inc.	ME	NIA	OptumRx PBM of Illinois, Inc.	Ownership	100.0	UnitedHealth Group Incorporated	N	
		00000	27-3331130				BriovaRx of Massachusetts, LLC	MA	NIA	OptumRx PBM of Illinois, Inc.	Ownership	100.0	UnitedHealth Group Incorporated	N	
		00000	45-2532834				BriovaRx of Nevada, LLC	NV	NIA	OptumRx PBM of Illinois, Inc.	Ownership	100.0	UnitedHealth Group Incorporated	N	
		00000	74-3103518				BriovaRx of New York, Inc.	NY	NIA	Salveo Specialty Pharmacy, Inc.	Ownership	100.0	UnitedHealth Group Incorporated	N	
		00000	20-2719823				BriovaRx of Texas, Inc.	TX	NIA	BriovaRx of Florida, Inc.	Ownership	100.0	UnitedHealth Group Incorporated	N	
		00000	55-0824381		0001601629		BriovaRx, LLC	AL	NIA	BriovaRx of Maine, Inc.	Ownership	100.0	UnitedHealth Group Incorporated	N	
		00000	52-1597484				Camp Hill-SCA Centers, LLC	DE	NIA	SC Affiliates, LLC	Ownership	100.0	UnitedHealth Group Incorporated	N	
		00000	46-1981651				Cardio Management, Inc.	DE	NIA	OrthoNet Holdings, Inc.	Ownership	100.0	UnitedHealth Group Incorporated	N	
		00000	20-8375685				Care Improvement Plus Group Management, LLC	MD	NIA	XLHealth Corporation	Ownership	100.0	UnitedHealth Group Incorporated	N	
0707	UnitedHealth Group Incorporated	12558	45-4976934				Care Improvement Plus of Texas Insurance Company	TX	IA	XLHealth Corporation	Ownership	100.0	UnitedHealth Group Incorporated	N	
0707	UnitedHealth Group Incorporated	12567	20-3888112				Care Improvement Plus South Central Insurance Company	AR	IA	XLHealth Corporation	Ownership	100.0	UnitedHealth Group Incorporated	N	
0707	UnitedHealth Group Incorporated	14041	27-5038136				Care Improvement Plus Wisconsin Insurance Company	WI	IA	XLHealth Corporation	Ownership	100.0	UnitedHealth Group Incorporated	N	
		00000	98-1328471				Casa de Saúde Santa Therezinha S.A.	BRA	NIA	Hospital Alvorada de Taguatinga Ltda.	Ownership	100.0	UnitedHealth Group Incorporated	N	
		00000	20-5807941				Catalyst360, LLC	DE	NIA	Optum Services, Inc.	Ownership	100.0	UnitedHealth Group Incorporated	N	
		00000	46-0666840		0001600768		Catamaran Health Solutions, LLC	DE	NIA	OptumRx Administrative Services, LLC	Ownership	100.0	UnitedHealth Group Incorporated	N	
		00000	80-0870454		0001600637		Catamaran Holdings I, LLC	DE	NIA	OptumRx Group Holdings, Inc.	Ownership	100.0	UnitedHealth Group Incorporated	N	
		00000	20-0218027				Catamaran IPA III, Inc.	NY	NIA	Catamaran PBM of Illinois II, Inc.	Ownership	100.0	UnitedHealth Group Incorporated	N	
		00000	27-4241298				Catamaran Mail, LLC	DE	NIA	Catamaran Health Solutions, LLC	Ownership	100.0	UnitedHealth Group Incorporated	N	
		00000	27-3419292				Catamaran of Pennsylvania, LLC	DE	NIA	Catamaran Health Solutions, LLC	Ownership	100.0	UnitedHealth Group Incorporated	N	
		00000	36-4049815		0001600742		Catamaran PBM of Illinois II, Inc.	IL	NIA	OptumRx PBM of Maryland, LLC	Ownership	100.0	UnitedHealth Group Incorporated	N	
		00000	26-1424534				Catamaran PBM of Puerto Rico, LLC	NV	NIA	OptumRx PBM of Maryland, LLC	Ownership	100.0	UnitedHealth Group Incorporated	N	
		00000	16-1767416				Catamaran PD of Pennsylvania, LLC	PA	NIA	Catamaran of Pennsylvania, LLC	Ownership	100.0	UnitedHealth Group Incorporated	N	
		00000	26-1438879				Catamaran PD of Puerto Rico, LLC	NV	NIA	OptumRx PBM of Maryland, LLC	Ownership	100.0	UnitedHealth Group Incorporated	N	

Q13.3

## SCHEDULE Y

### PART 1A - DETAIL OF INSURANCE HOLDING COMPANY SYSTEM

1	2	3	4	5	6	7	8	9	10	11	12	13	14	15	16
Group Code	Group Name	NAIC Company Code	ID Number	FEDERAL RSSD	CIK	Name of Securities Exchange if Publicly Traded (U.S. or International)	Names of Parent, Subsidiaries or Affiliates	Domiciliary Location	Relationship to Reporting Entity	Directly Controlled by (Name of Entity / Person)	Type of Control (Ownership, Board, Management, Attorney-in-Fact, Influence, Other)	If Control is Ownership Provide Percentage	Ultimate Controlling Entity(ies) / Person(s)	Is an SCA Filing Required? (Y/N)	*
		00000	26-3633484		0001601643		Catamaran Rebate Management, Inc.	NV	NIA	OptumRx PBM of Maryland, LLC	Ownership	100.0	UnitedHealth Group Incorporated	N	
		00000	98-1069737		0001600973		Catamaran S.á.r.l.	LUX	NIA	OptumRx Group Holdings, Inc.	Ownership	100.0	UnitedHealth Group Incorporated	N	
		00000	26-0543382				Catamaran Senior Services, LLC	AL	NIA	Optum Hospice Pharmacy Services, LLC	Ownership	100.0	UnitedHealth Group Incorporated	N	
		00000	27-2533497				Cedar Park Surgery Center, LLC	TX	NIA	SCA Cedar Park Holdings, LLC	Ownership	55.6	UnitedHealth Group Incorporated	N	0000001
		00000	98-1111491				Cemed Care - Empresa de Atendimento Clínico Geral Ltda.	BRA	NIA	Amil Assistência Médica Internacional S.A.	Ownership	100.0	UnitedHealth Group Incorporated	N	
		00000	98-1111491				Cemed Care - Empresa de Atendimento Clínico Geral Ltda.	BRA	NIA	Amico Saúde Ltda.	Ownership		UnitedHealth Group Incorporated	N	
		00000	98-1310461				Centro Médico PJ Ltda.	BRA	NIA	Esho Empresa de Serviços Hospitalares S.A.	Ownership	100.0	UnitedHealth Group Incorporated	N	
		00000	98-1310461				Centro Médico PJ Ltda.	BRA	NIA	Cemed Care - Empresa de Atendimento Clínico Geral Ltda.	Ownership		UnitedHealth Group Incorporated	N	
		00000	46-1454664				Channel Islands Surgicenter Properties, LLC	CA	NIA	SCA Holding Company, Inc.	Ownership	62.7	UnitedHealth Group Incorporated	N	0000001
		00000	62-1262567				Charlotte-SC, LLC	DE	NIA	SC Affiliates, LLC	Ownership	100.0	UnitedHealth Group Incorporated	N	
		00000	26-2389638				Childrens Surgery Center, LLC	FL	NIA	SCA-Central Florida, LLC	Ownership	52.2	UnitedHealth Group Incorporated	N	0000001
		00000	98-1093539				ChinaGate (Hong Kong) Limited	HKG	NIA	Optum, Inc.	Ownership	100.0	UnitedHealth Group Incorporated	N	
		00000	98-1094627				ChinaGate Company Limited	CHN	NIA	ChinaGate (Hong Kong) Limited	Ownership	100.0	UnitedHealth Group Incorporated	N	
		00000	62-1510209				Citrus Regional Surgery Center, L.P.	TN	NIA	SCA-Citrus, Inc.	Ownership	52.0	UnitedHealth Group Incorporated	N	0000001
		00000	98-1350667				Clínica Médico Cirúrgica de Santa Tecla, S.A.	PRT	NIA	Lusíadas, SGPS, S.A.	Ownership	96.5	UnitedHealth Group Incorporated	N	0000001
		00000	98-1337965				Clinica Oftalmologica Danilo de Castro Sociedade Simples	BRA	NIA	Hospital Alvorada de Taguatinga Ltda.	Ownership	99.7	UnitedHealth Group Incorporated	N	
		00000	98-1337965				Clinica Oftalmologica Danilo de Castro Sociedade Simples	BRA	NIA	Lotten-Eyes Oftalmologia Clinica e Cirurgica Ltda.	Ownership	0.3	UnitedHealth Group Incorporated	N	
		00000	98-1350671				CLISA Clínica de Santo António, S.A.	PRT	NIA	Lusíadas, SGPS, S.A.	Ownership	91.4	UnitedHealth Group Incorporated	N	0000001
		00000	98-1337968				CMO Centro Médico de Oftalmologia S/S Ltda.	BRA	NIA	Hospital Alvorada de Taguatinga Ltda.	Ownership	99.0	UnitedHealth Group Incorporated	N	
		00000	98-1337968				CMO Centro Médico de Oftalmologia S/S Ltda.	BRA	NIA	Lotten-Eyes Oftalmologia Clinica e Cirurgica Ltda.	Ownership	1.0	UnitedHealth Group Incorporated	N	
		00000	98-1277015				CMS Central de Manipulação e Serviços Farmacêuticos S.A.	BRA	NIA	COI Clínicas Oncológicas Integradas S.A.	Ownership	100.0	UnitedHealth Group Incorporated	N	
		00000	84-1585780				CNIC Health Administrators, LLC	CO	DS	CNIC Health Solutions, Inc.	Ownership	100.0	UnitedHealth Group Incorporated	N	
		00000	71-0873411				CNIC Health Solutions, Inc.	CO	DS	Rocky Mountain HealthCare Options, Inc.	Ownership	100.0	UnitedHealth Group Incorporated	N	
		00000	56-2674371				Coachella Valley Physicians of PrimeCare, Inc.	CA	NIA	PrimeCare Medical Network, Inc.	Ownership	100.0	UnitedHealth Group Incorporated	N	
		00000	27-1193028				Coalition for Advanced Pharmacy Services, Inc.	DE	NIA	Catamaran Health Solutions, LLC	Ownership	100.0	UnitedHealth Group Incorporated	N	

Q13.4

## SCHEDULE Y

### PART 1A - DETAIL OF INSURANCE HOLDING COMPANY SYSTEM

1	2	3	4	5	6	7	8	9	10	11	12	13	14	15	16	
Group Code	Group Name	NAIC Company Code	ID Number	FEDERAL RSSD	CIK	Name of Securities Exchange if Publicly Traded (U.S. or International)	Names of Parent, Subsidiaries or Affiliates	Domiciliary Location	Relationship to Reporting Entity	Directly Controlled by (Name of Entity / Person)	Type of Control (Ownership, Board, Management, Attorney-in-Fact, Influence, Other)	If Control is Ownership Provide Percentage	Ultimate Controlling Entity(ies) / Person(s)	Is an SCA Filing Required? (Y/N)	*	
Q13.5		00000	98-1276040				COI Clínicas Oncológicas Integradas S.A.	BRA	NIA	COI Participações S.A.	Ownership	100.0	UnitedHealth Group Incorporated	N		
		00000	98-1275801				COI Participações S.A.	BRA	NIA	Esho Empresa de Serviços Hospitalares S.A.	Ownership	87.3	UnitedHealth Group Incorporated	N		
		00000	98-1275801				COI Participações S.A.	BRA	NIA	COI Participações S.A.	Ownership	12.7	UnitedHealth Group Incorporated	N		
		00000	27-2337616				Collaborative Care Holdings, LLC	DE	NIA	OptumHealth Holdings, LLC	Ownership	100.0	UnitedHealth Group Incorporated	N		
		00000	27-2337487				Collaborative Care Services, Inc.	DE	NIA	Collaborative Care Holdings, LLC	Ownership	100.0	UnitedHealth Group Incorporated	N		
		00000	27-3470466				Collaborative Care Solutions, LLC	DE	NIA	Collaborative Care Services, Inc.	Ownership	100.0	UnitedHealth Group Incorporated	N		
		00000	45-2614005				Collaborative Realty, LLC	NY	NIA	Collaborative Care Holdings, LLC	Ownership	100.0	UnitedHealth Group Incorporated	N		
		00000	84-1160450				Colorado Springs Surgery Center, Ltd.	CO	NIA	SCA-Colorado Springs, LLC	Ownership	51.0	UnitedHealth Group Incorporated	N	0000001	
		00000	11-3647007				Comfort Care Transportation, LLC	TX	NIA	WellMed Medical Management, Inc.	Ownership	100.0	UnitedHealth Group Incorporated	N		
		00000	06-1592173				Connecticut Surgery Center, Limited Partnership	CT	NIA	Connecticut Surgical Center, LLC	Ownership	51.0	UnitedHealth Group Incorporated	N	0000001	
		00000	26-1313646				Connecticut Surgery Properties, LLC	DE	NIA	Connecticut Surgical Center, LLC	Ownership	100.0	UnitedHealth Group Incorporated	N		
		00000	06-1156342				Connecticut Surgical Center, LLC	DE	NIA	Surgical Care Affiliates, LLC	Ownership	75.0	UnitedHealth Group Incorporated	N	0000004	
		00000	20-1825933				Connexions HCI, LLC	FL	NIA	Connexions, Inc.	Ownership	100.0	UnitedHealth Group Incorporated	N		
		00000	59-3684411				Connexions, Inc.	FL	NIA	OptumHealth Holdings, LLC	Ownership	100.0	UnitedHealth Group Incorporated	N		
		00000	20-5654789				Crescent Drug Corp.	NY	NIA	Salveo Specialty Pharmacy, Inc.	Ownership	100.0	UnitedHealth Group Incorporated	N		
		00000	26-0080565				Cypress Care, Inc.	DE	NIA	Healthcare Solutions, Inc.	Ownership	100.0	UnitedHealth Group Incorporated	N		
		00000					Day-Op Surgery Consulting Company, LLC	DE	NIA	ProHEALTH Medical Management, LLC	Ownership	100.0	UnitedHealth Group Incorporated	N		
		00000	52-1811176				DBP Services of New York IPA, Inc.	NY	NIA	Dental Benefit Providers, Inc.	Ownership	100.0	UnitedHealth Group Incorporated	N		
		00000	52-1452809				Dental Benefit Providers of California, Inc.	CA	IA	Dental Benefit Providers, Inc.	Ownership	100.0	UnitedHealth Group Incorporated	N		
	0707	UnitedHealth Group Incorporated	52053	36-4008355				Dental Benefit Providers of Illinois, Inc.	IL	IA	Dental Benefit Providers, Inc.	Ownership	100.0	UnitedHealth Group Incorporated	N	
			00000	41-2014834				Dental Benefit Providers, Inc.	DE	NIA	United HealthCare Services, Inc.	Ownership	100.0	UnitedHealth Group Incorporated	N	
			00000	34-2064423				Diagnostic and Interventional Surgical Center, LLC	CA	NIA	SCA-Marina Del Ray LLC	Ownership	51.0	UnitedHealth Group Incorporated	N	0000001
			00000	98-1285762				Dilab Medicina Nuclear Ltda.	BRA	NIA	Esho Empresa de Serviços Hospitalares S.A.	Ownership	85.0	UnitedHealth Group Incorporated	N	0000002
			00000	27-4245123				DISC Surgery Center at Newport Beach, LLC	CA	NIA	SCA-Newport Beach, LLC	Ownership	51.0	UnitedHealth Group Incorporated	N	0000001
		00000	30-0238641				Distance Learning Network, Inc.	DE	NIA	OptumHealth Holdings, LLC	Ownership	100.0	UnitedHealth Group Incorporated	N		

## SCHEDULE Y

### PART 1A - DETAIL OF INSURANCE HOLDING COMPANY SYSTEM

1	2	3	4	5	6	7	8	9	10	11	12	13	14	15	16
Group Code	Group Name	NAIC Company Code	ID Number	FEDERAL RSSD	CIK	Name of Securities Exchange if Publicly Traded (U.S. or International)	Names of Parent, Subsidiaries or Affiliates	Domiciliary Location	Relationship to Reporting Entity	Directly Controlled by (Name of Entity / Person)	Type of Control (Ownership, Board, Management, Attorney-in-Fact, Influence, Other)	If Control is Ownership Provide Percentage	Ultimate Controlling Entity(ies) / Person(s)	Is an SCA Filing Required? (Y/N)	*
		00000	27-2103713				Dublin Surgery Center, LLC	OH	NIA	SCA-Dublin, LLC	Ownership	56.0	UnitedHealth Group Incorporated	N	0000001
		00000					Duncan Printing Services, LLC	SC	NIA	UnitedHealthcare Insurance Company	Ownership	100.0	UnitedHealth Group Incorporated	N	
		00000	59-3625966				DWIC of Tampa Bay, Inc.	FL	NIA	MedExpress Development, LLC	Ownership	100.0	UnitedHealth Group Incorporated	N	
		00000	59-3705426				E Street Endoscopy, LLC	FL	NIA	West Coast Endoscopy Holdings, LLC	Ownership	51.0	UnitedHealth Group Incorporated	N	
		00000	02-0593133				East Brunswick Surgery Center, LLC	NJ	NIA	ASC Holdings of New Jersey, LLC	Ownership	51.0	UnitedHealth Group Incorporated	N	0000001
		00000	71-0923682				eCode Solutions, LLC	DE	NIA	Surgical Care Affiliates, LLC	Ownership	100.0	UnitedHealth Group Incorporated	N	0000001
		00000	84-1162764				Electronic Network Systems, Inc.	DE	NIA	OptumInsight, Inc.	Ownership	100.0	UnitedHealth Group Incorporated	N	
		00000	98-1103713				ELG FZE	ARE	NIA	UnitedHealthcare Global Medical (UK) Limited	Ownership	100.0	UnitedHealth Group Incorporated	N	
		00000	98-1339173				Elual Participações S.A.	BRA	NIA	Amil Assistência Médica Internacional S.A.	Ownership	60.0	UnitedHealth Group Incorporated	N	
		00000	98-1339173				Elual Participações S.A.	BRA	NIA	Esho Empresa de Serviços Hospitalares S.A.	Ownership	40.0	UnitedHealth Group Incorporated	N	
		00000					Empire Physician Management Company, LLC	CA	NIA	North American Medical Management California, Inc.	Ownership	100.0	UnitedHealth Group Incorporated	N	
		00000	REF!				Endoscopy Center Affiliates, Inc.	DE	NIA	National Surgery Centers, LLC	Ownership	100.0	UnitedHealth Group Incorporated	N	
		00000					EP Campus I, LLC	DE	NIA	UnitedHealthcare Insurance Company	Ownership	100.0	UnitedHealth Group Incorporated	N	
		00000	98-1111172				Esho Empresa de Serviços Hospitalares S.A.	BRA	NIA	Amil Assistência Médica Internacional S.A.	Ownership	99.6	UnitedHealth Group Incorporated	N	0000005
		00000	98-1122399				Etho Empresa de Tecnologia Hospitalar Ltda	BRA	NIA	Amil Assistência Médica Internacional S.A.	Ownership	71.9	UnitedHealth Group Incorporated	N	0000002
		00000	86-0964571				Evercare Collaborative Solutions, Inc.	DE	NIA	Ovations, Inc.	Ownership	100.0	UnitedHealth Group Incorporated	N	
		00000	98-1111239				Excellion Serviços Biomédicos Ltda.	BRA	NIA	Esho Empresa de Serviços Hospitalares S.A.	Ownership	100.0	UnitedHealth Group Incorporated	N	
		00000	98-1111239				Excellion Serviços Biomédicos Ltda.	BRA	NIA	Cemed Care - Empresa de Atendimento Clínico Geral Ltda.	Ownership		UnitedHealth Group Incorporated	N	
		00000	11-3669765				Executive Health Resources, Inc.	PA	NIA	OptumInsight, Inc.	Ownership	100.0	UnitedHealth Group Incorporated	N	
		00000	30-0701899				Executive Surgery Center, LLC	TX	NIA	SCA-Houston Executive, LLC	Ownership	55.0	UnitedHealth Group Incorporated	N	0000001
		00000	98-1259260				Exploration for Mine Clearance LLC	IRQ	NIA	UnitedHealthcare Global Medical (UK) Limited	Ownership	100.0	UnitedHealth Group Incorporated	N	
		00000	88-0223385				Family Health Care Services	NV	NIA	Sierra Health Services, Inc.	Ownership	100.0	UnitedHealth Group Incorporated	N	
		00000	88-0257036				Family Home Hospice, Inc.	NV	NIA	Sierra Health Services, Inc.	Ownership	100.0	UnitedHealth Group Incorporated	N	
		00000	26-4106571				First Rx Specialty and Mail Services, LLC	DE	NIA	Catamaran Health Solutions, LLC	Ownership	100.0	UnitedHealth Group Incorporated	N	
		00000	62-1551098				Florence Surgery Center, L.P.	AL	NIA	SCA-Florence, LLC	Ownership	50.0	UnitedHealth Group Incorporated	N	0000001

Q13.6

## SCHEDULE Y

### PART 1A - DETAIL OF INSURANCE HOLDING COMPANY SYSTEM

1	2	3	4	5	6	7	8	9	10	11	12	13	14	15	16
Group Code	Group Name	NAIC Company Code	ID Number	FEDERAL RSSD	CIK	Name of Securities Exchange if Publicly Traded (U.S. or International)	Names of Parent, Subsidiaries or Affiliates	Domiciliary Location	Relationship to Reporting Entity	Directly Controlled by (Name of Entity / Person)	Type of Control (Ownership, Board, Management, Attorney-in-Fact, Influence, Other)	If Control is Ownership Provide Percentage	Ultimate Controlling Entity(ies) / Person(s)	Is an SCA Filing Required? (Y/N)	*
		00000	35-2456267				FMG Holdings, LLC	DE	NIA	UnitedHealth Group Incorporated	Ownership	100.0	UnitedHealth Group Incorporated	N	
		00000	86-0908902				For Health of Arizona, Inc.	AZ	NIA	For Health, Inc.	Ownership	100.0	UnitedHealth Group Incorporated	N	
		00000	33-0766617				For Health, Inc.	DE	NIA	Inspiris, Inc.	Ownership	100.0	UnitedHealth Group Incorporated	N	
		00000	20-3412606				Franklin Surgical Center, LLC	NJ	NIA	SCA-Franklin, LLC	Ownership	55.0	UnitedHealth Group Incorporated	N	0000001
		00000	98-1172769				Frontier Medex Tanzania Limited	TZA	NIA	UnitedHealthcare Global Medical (UK) Limited	Ownership	99.0	UnitedHealth Group Incorporated	N	
		00000	98-1172769				Frontier Medex Tanzania Limited	TZA	NIA	FrontierMEDEX Limited	Ownership	1.0	UnitedHealth Group Incorporated	N	
		00000	68-0679514				FrontierMEDEX (RMS), Inc.	DE	NIA	FMG Holdings, LLC	Ownership	100.0	UnitedHealth Group Incorporated	N	
		00000	45-5339512				FrontierMEDEX Government Services, LLC	DE	NIA	FMG Holdings, LLC	Ownership	100.0	UnitedHealth Group Incorporated	N	
		00000	98-1147103				FrontierMEDEX Kenya Limited	KEN	NIA	UnitedHealthcare Global Medical (UK) Limited	Ownership	99.9	UnitedHealth Group Incorporated	N	
		00000	98-1147103				FrontierMEDEX Kenya Limited	KEN	NIA	UnitedHealthcare International I B.V.	Ownership	0.1	UnitedHealth Group Incorporated	N	
		00000	98-1101521				FrontierMEDEX Limited	IRQ	NIA	UnitedHealthcare Global Medical (UK) Limited	Ownership	100.0	UnitedHealth Group Incorporated	N	
		00000	33-1219808				FrontierMEDEX US, Inc.	DE	NIA	FMG Holdings, LLC	Ownership	100.0	UnitedHealth Group Incorporated	N	
		00000	52-2230470				FrontierMEDEX, Inc.	MN	NIA	FrontierMEDEX US, Inc.	Ownership	100.0	UnitedHealth Group Incorporated	N	
		00000	63-0833765				Gadsden Surgery Center, LLC	DE	NIA	SC Affiliates, LLC	Ownership	100.0	UnitedHealth Group Incorporated	N	
		00000	62-1488653				Gadsden Surgery Center, Ltd.	AL	NIA	Gadsden Surgery Center, LLC	Ownership	51.0	UnitedHealth Group Incorporated	N	0000001
		00000	62-1600268				Gainesville Surgery Center, L.P.	TN	NIA	SCA-Northeast Georgia Health, LLC	Ownership	51.0	UnitedHealth Group Incorporated	N	0000001
		00000	37-0920164				gethealthinsurance.com Agency Inc.	IN	NIA	Golden Rule Financial Corporation	Ownership	100.0	UnitedHealth Group Incorporated	N	
		00000	65-1025514				Gladiolus Surgery Center, L.L.C.	FL	NIA	SCA-Gladiolus, LLC	Ownership	50.0	UnitedHealth Group Incorporated	N	0000001
		00000	62-1601450				Glenwood-SC, Inc.	TN	NIA	SC Affiliates, LLC	Ownership	100.0	UnitedHealth Group Incorporated	N	
		00000	20-3420886				Golden Outlook, Inc.	CA	NIA	Collaborative Care Holdings, LLC	Ownership	100.0	UnitedHealth Group Incorporated	N	
		00000	37-0855360				Golden Rule Financial Corporation	DE	NIA	UnitedHealth Group Incorporated	Ownership	100.0	UnitedHealth Group Incorporated	N	
0707	UnitedHealth Group Incorporated	62286	37-6028756	003057283			Golden Rule Insurance Company	IN	IA	Golden Rule Financial Corporation	Ownership	100.0	UnitedHealth Group Incorporated	N	
		00000	33-0529450				Golden Triangle Surgicenter, L.P.	CA	NIA	Surgery Centers-West Holdings, LLC	Ownership	71.0	UnitedHealth Group Incorporated	N	0000001
		00000	01-0619096				Grove Place Surgery Center, L.L.C.	FL	NIA	SCA-Grove Place, LLC	Ownership	52.6	UnitedHealth Group Incorporated	N	0000001
		00000	75-2196224				Guardian Health Systems Limited Partnership	OK	NIA	BriovaRx Infusion Services, Inc.	Ownership	100.0	UnitedHealth Group Incorporated	N	

Q13.7

# SCHEDULE Y

## PART 1A - DETAIL OF INSURANCE HOLDING COMPANY SYSTEM

1	2	3	4	5	6	7	8	9	10	11	12	13	14	15	16
Group Code	Group Name	NAIC Company Code	ID Number	FEDERAL RSSD	CIK	Name of Securities Exchange if Publicly Traded (U.S. or International)	Names of Parent, Subsidiaries or Affiliates	Domiciliary Location	Relationship to Reporting Entity	Directly Controlled by (Name of Entity / Person)	Type of Control (Ownership, Board, Management, Attorney-in-Fact, Influence, Other)	If Control is Ownership Provide Percentage	Ultimate Controlling Entity(ies) / Person(s)	Is an SCA Filing Required? (Y/N)	*
0707	UnitedHealth Group Incorporated	00000	75-2196224				Guardian Health Systems Limited Partnership	OK	NIA	AxelaCare Health Solutions, LLC	Ownership	0.1	UnitedHealth Group Incorporated	N	
		00000	98-0213198				H&W Indemnity (SPC), Ltd.	CYM	NIA	UnitedHealth Group Incorporated	Ownership	100.0	UnitedHealth Group Incorporated	N	
		00000	26-1227494				H.I. Investments Holding Company, LLC	DE	NIA	Health Inventures, LLC	Ownership	100.0	UnitedHealth Group Incorporated	N	
		79480	35-1279304				Harken Health Insurance Company	WI	IA	UnitedHealthcare, Inc.	Ownership	100.0	UnitedHealth Group Incorporated	N	
		00000					Hartford Surgery Center, LLC	CT	NIA	SunSurgery, LLC	Ownership	100.0	UnitedHealth Group Incorporated	N	
		00000	23-2171049				Health Business Systems, Inc.	PA	NIA	OptumRx Administrative Services, LLC	Ownership	100.0	UnitedHealth Group Incorporated	N	
		00000	20-5944768				Health Inventures Employment Solutions, LLC	DE	NIA	Health Inventures, LLC	Ownership	100.0	UnitedHealth Group Incorporated	N	
		00000	04-3723090				Health Inventures, LLC	DE	NIA	SC Affiliates, LLC	Ownership	100.0	UnitedHealth Group Incorporated	N	
		43893	13-3584296				Health Net Insurance of New York, Inc.	NY	IA	Oxford Health Plans LLC	Ownership	100.0	UnitedHealth Group Incorporated	N	
		00000	98-0153069				Health Net Services (Bermuda) Ltd.	BMU	NIA	Oxford Health Plans LLC	Ownership	100.0	UnitedHealth Group Incorporated	N	
		96342	88-0201035				Health Plan of Nevada, Inc.	NV	IA	Sierra Health Services, Inc.	Ownership	100.0	UnitedHealth Group Incorporated	N	
		00000	98-1098167				Health Technology Analysts Pty Limited	AUS	NIA	OptumInsight, Inc.	Ownership	100.0	UnitedHealth Group Incorporated	N	
		00000	95-4763349				HealthAllies, Inc.	DE	NIA	OptumHealth Holdings, LLC	Ownership	100.0	UnitedHealth Group Incorporated	N	
		00000	77-0693060				Healthcare Solutions, Inc.	DE	NIA	OptumRx Administrative Services, LLC	Ownership	100.0	UnitedHealth Group Incorporated	N	
		00000	84-1472832				Highlands Ranch Healthcare, LLC	CO	NIA	Urgent Care MSO, LLC	Ownership	100.0	UnitedHealth Group Incorporated	N	
		00000	93-1103256				Home Care I.V. of Bend, LLC	OR	NIA	SCP Specialty Infusion, LLC	Ownership	100.0	UnitedHealth Group Incorporated	N	
		00000	27-0668812				Home Infusion with Heart, LLC	NE	NIA	BriovaRx Infusion Services, Inc.	Ownership	100.0	UnitedHealth Group Incorporated	N	
		00000	20-8910978				Hospice Inspiris Holdings, Inc.	TN	NIA	Inspiris, Inc.	Ownership	100.0	UnitedHealth Group Incorporated	N	
		00000	98-1286038				Hospitais Associados de Pernambuco Ltda.	BRA	NIA	Esho Empresa de Serviços Hospitalares S.A.	Ownership	90.0	UnitedHealth Group Incorporated	N	0000002
		00000	98-1111920				Hospital Alvorada de Taguatinga Ltda.	BRA	NIA	Amil Assistência Médica Internacional S.A.	Ownership	87.8	UnitedHealth Group Incorporated	N	
00000	98-1111920				Hospital Alvorada de Taguatinga Ltda.	BRA	NIA	Bosque Medical Center Ltda.	Ownership	12.2	UnitedHealth Group Incorporated	N			
00000	98-1310065				Hospital de Clínicas de Jacarepaguá Ltda.	BRA	NIA	Esho Empresa de Serviços Hospitalares S.A.	Ownership	100.0	UnitedHealth Group Incorporated	N			
00000	98-1310065				Hospital de Clínicas de Jacarepaguá Ltda.	BRA	NIA	Cemed Care - Empresa de Atendimento Clínico Geral Ltda.	Ownership		UnitedHealth Group Incorporated	N			
00000	98-1284950				Hospital Maternidade Promater Ltda.	BRA	NIA	Esho Empresa de Serviços Hospitalares S.A.	Ownership	100.0	UnitedHealth Group Incorporated	N			
00000	98-1284950				Hospital Maternidade Promater Ltda.	BRA	NIA	Seisa Serviços Integrados de Saúde Ltda.	Ownership		UnitedHealth Group Incorporated	N			

Q138

## SCHEDULE Y

### PART 1A - DETAIL OF INSURANCE HOLDING COMPANY SYSTEM

1	2	3	4	5	6	7	8	9	10	11	12	13	14	15	16
Group Code	Group Name	NAIC Company Code	ID Number	FEDERAL RSSD	CIK	Name of Securities Exchange if Publicly Traded (U.S. or International)	Names of Parent, Subsidiaries or Affiliates	Domiciliary Location	Relationship to Reporting Entity	Directly Controlled by (Name of Entity / Person)	Type of Control (Ownership, Board, Management, Attorney-in-Fact, Influence, Other)	If Control is Ownership Provide Percentage	Ultimate Controlling Entity(ies) / Person(s)	Is an SCA Filing Required? (Y/N)	*
		00000	98-1328324				Hospital Samaritano de São Paulo Ltda.	BRA	NIA	Esho Empresa de Serviços Hospitalares S.A.	Ownership	100.0	UnitedHealth Group Incorporated	N	
		00000	98-1328324				Hospital Samaritano de São Paulo Ltda.	BRA	NIA	Hospital Alvorada de Taguatinga Ltda.	Ownership		UnitedHealth Group Incorporated	N	
		00000	98-1332673				Hospital Santa Helena S.A.	BRA	NIA	Elual Participações S.A.	Ownership	65.2	UnitedHealth Group Incorporated	N	
		00000	98-1332673				Hospital Santa Helena S.A.	BRA	NIA	Esho Empresa de Serviços Hospitalares S.A.	Ownership	34.8	UnitedHealth Group Incorporated	N	
		00000	26-2912304		0001441730		Humedica, Inc.	DE	NIA	United HealthCare Services, Inc.	Ownership	100.0	UnitedHealth Group Incorporated	N	
		00000	36-4331825				Hygeia Corporation	DE	NIA	UnitedHealth International, Inc.	Ownership	100.0	UnitedHealth Group Incorporated	N	
		00000	98-1099968				Hygeia Corporation	CAN	NIA	UnitedHealth Group International L.P.	Ownership	100.0	UnitedHealth Group Incorporated	N	
		00000					Imed Star Serviços de Desempenho Organizacional Ltda.	BRA	NIA	Optum Health & Technology Serviços do Brasil Ltda.	Ownership	100.0	UnitedHealth Group Incorporated	N	
		00000					Imed Star Serviços de Desempenho Organizacional Ltda.	BRA	NIA	UHG Brasil Participações S.A.	Ownership		UnitedHealth Group Incorporated	N	
		00000	75-2574317				Impel Consulting Experts, L.L.C.	TX	NIA	Impel Management Services, L.L.C.	Ownership	100.0	UnitedHealth Group Incorporated	N	
		00000	75-2574317				Impel Management Services, L.L.C.	TX	NIA	USMD Holdings, Inc.	Ownership	100.0	UnitedHealth Group Incorporated	N	
		00000	62-1484043				Indian River Surgery Center, Ltd.	FL	NIA	Surgery Center of Vero Beach, Inc.	Ownership	59.0	UnitedHealth Group Incorporated	N	
		00000	26-0711388				Indian River Surgery Properties, LLC,	FL	NIA	Surgery Center of Vero Beach, Inc.	Ownership	100.0	UnitedHealth Group Incorporated	N	0000001
		00000	47-0941801				Infusource, LLC	CA	NIA	SCP Specialty Infusion, LLC	Ownership	100.0	UnitedHealth Group Incorporated	N	
		00000	62-1641102				Ingram & Associates, LLC	TN	NIA	Optum360, LLC	Ownership	100.0	UnitedHealth Group Incorporated	N	
		00000	33-0018673				Inland Surgery Center, L.P.	CA	NIA	Redlands Ambulatory Surgery Center	Ownership	51.0	UnitedHealth Group Incorporated	N	
		00000	88-0482274				inPharmative, Inc.	NV	NIA	Catamaran Health Solutions, LLC	Ownership	100.0	UnitedHealth Group Incorporated	N	0000006
		00000	13-4138668				INSPIRIS of New York IPA, Inc.	NY	NIA	Inspiris, Inc.	Ownership	100.0	UnitedHealth Group Incorporated	N	
		00000	13-4138665				INSPIRIS of New York Management, Inc.	NY	NIA	Inspiris, Inc.	Ownership	100.0	UnitedHealth Group Incorporated	N	
		00000	26-2885572				INSPIRIS of Texas Physician Group	TX	NIA	Inspiris Services Company	Ownership	100.0	UnitedHealth Group Incorporated	N	
		00000	26-0683057				Inspiris Services Company	TN	NIA	Inspiris, Inc.	Ownership	100.0	UnitedHealth Group Incorporated	N	
		00000	33-0766366				Inspiris, Inc.	DE	NIA	Collaborative Care Holdings, LLC	Ownership	100.0	UnitedHealth Group Incorporated	N	
		00000	84-1068914				InterCare Health Plans, Inc.	CO	DS	CNIC Health Solutions, Inc.	Ownership	100.0	UnitedHealth Group Incorporated	N	
		00000	98-1097022				International Psychological Services Pty Limited	AUS	NIA	Optum Health & Technology (Australia) Pty Ltd	Ownership	100.0	UnitedHealth Group Incorporated	N	
		00000					IRX Financing I LLC	DE	NIA	OptumRx Administrative Services, LLC	Ownership	100.0	UnitedHealth Group Incorporated	N	

Q13.9

## SCHEDULE Y

### PART 1A - DETAIL OF INSURANCE HOLDING COMPANY SYSTEM

1	2	3	4	5	6	7	8	9	10	11	12	13	14	15	16	
Group Code	Group Name	NAIC Company Code	ID Number	FEDERAL RSSD	CIK	Name of Securities Exchange if Publicly Traded (U.S. or International)	Names of Parent, Subsidiaries or Affiliates	Domiciliary Location	Relationship to Reporting Entity	Directly Controlled by (Name of Entity / Person)	Type of Control (Ownership, Board, Management, Attorney-in-Fact, Influence, Other)	If Control is Ownership Provide Percentage	Ultimate Controlling Entity(ies) / Person(s)	Is an SCA Filing Required? (Y/N)	*	
Q13.10	UnitedHealth Group Incorporated	00000	32-0409538				Lifeprint Accountable Care Organization, LLC	DE	NIA	Collaborative Care Holdings, LLC	Ownership	100.0	UnitedHealth Group Incorporated	N		
		00000	45-3143218				Lifeprint East, Inc.	DE	NIA	Collaborative Care Holdings, LLC	Ownership	100.0	UnitedHealth Group Incorporated	N		
		00000	27-2309024				LifePrint Health, Inc.	DE	NIA	Collaborative Care Holdings, LLC	Ownership	100.0	UnitedHealth Group Incorporated	N		
		00000	39-1974851				Logistics Health, Inc.	WI	NIA	OptumHealth Holdings, LLC	Ownership	100.0	UnitedHealth Group Incorporated	N		
		00000	98-1337963				Lotten-Eyes Oftalmologia Clinica e Cirurgica Ltda.	BRA	NIA	Hospital Alvorada de Taguatinga Ltda.	Ownership	100.0	UnitedHealth Group Incorporated	N		
		00000	98-1337963				Lotten-Eyes Oftalmologia Clinica e Cirurgica Ltda.	BRA	NIA	Esho Empresa de Serviços Hospitalares S.A.	Ownership			UnitedHealth Group Incorporated	N	
		00000	62-1179566				Louisville S.C., Ltd.	KY	NIA	Surgery Center of Louisville, LLC	Ownership	51.0		UnitedHealth Group Incorporated	N	
		00000	62-1179538				Louisville-SC Properties, Inc.	KY	NIA	SC Affiliates, LLC	Ownership	100.0		UnitedHealth Group Incorporated	N	0000001
		00000	36-4119519				Loyola Ambulatory Surgery Center at Oakbrook, Inc.	IL	NIA	ASC Network, LLC	Ownership	100.0		UnitedHealth Group Incorporated	N	
		00000	98-1137620				Lusiadas - Parcerias Cascais, S.A.	PRT	NIA	Lusiadas, SGPS, S.A.	Ownership	100.0		UnitedHealth Group Incorporated	N	
		00000	98-1139095				Lusiadas A.C.E.	PRT	NIA	Lusiadas, SGPS, S.A.	Ownership	70.0		UnitedHealth Group Incorporated	N	
		00000	98-1139095				Lusiadas A.C.E.	PRT	NIA	Lusiadas, S.A.	Ownership	20.0		UnitedHealth Group Incorporated	N	
		00000	98-1139095				Lusiadas A.C.E.	PRT	NIA	Lusiadas - Parcerias Cascais, S.A.	Ownership	10.0		UnitedHealth Group Incorporated	N	
		00000	98-1139089				Lusiadas, S.A.	PRT	NIA	Lusiadas, SGPS, S.A.	Ownership	100.0		UnitedHealth Group Incorporated	N	
		00000	98-1138570				Lusiadas, SGPS, S.A.	PRT	NIA	Amil International	Ownership	100.0		UnitedHealth Group Incorporated	N	
		00000	52-2129787				MAMSI Insurance Resources, LLC	MD	NIA	OneNet PPO, LLC	Ownership	100.0		UnitedHealth Group Incorporated	N	
		00321	52-1803283				MAMSI Life and Health Insurance Company	MD	IA	United HealthCare Services, Inc.	Ownership	100.0		UnitedHealth Group Incorporated	N	
		00000	14-1782475				Managed Physical Network, Inc.	NY	NIA	OptumHealth Care Solutions, LLC	Ownership	100.0		UnitedHealth Group Incorporated	N	
		00000	20-2880404				March Holdings, Inc.	CA	NIA	Specialty Benefits, LLC	Ownership	100.0		UnitedHealth Group Incorporated	N	
		00000	20-3042852				March Vision Care, Inc.	CA	IA	March Holdings, Inc.	Ownership	100.0		UnitedHealth Group Incorporated	N	
		00000	26-2601943				Marin Surgery Holdings, Inc.	DE	NIA	SC Affiliates, LLC	Ownership	100.0		UnitedHealth Group Incorporated	N	
		00000	52-1456812				Maryland Ambulatory Centers	MD	NIA	Maryland-SCA Centers, LLC	Ownership	50.0		UnitedHealth Group Incorporated	N	
		00000	52-1401791				Maryland-SCA Centers, LLC	DE	NIA	SC Affiliates, LLC	Ownership	100.0		UnitedHealth Group Incorporated	N	0000001
		00000	43-1967820				Mat-Rx Development, L.L.C.	TX	NIA	USMD Inc.	Ownership	100.0		UnitedHealth Group Incorporated	N	
00000					Mat-Rx Fort Worth GP, L.L.C.	TX	NIA	Mat-Rx Development, L.L.C.	Ownership	100.0		UnitedHealth Group Incorporated	N			

## SCHEDULE Y

### PART 1A - DETAIL OF INSURANCE HOLDING COMPANY SYSTEM

1	2	3	4	5	6	7	8	9	10	11	12	13	14	15	16	
Group Code	Group Name	NAIC Company Code	ID Number	FEDERAL RSSD	CIK	Name of Securities Exchange if Publicly Traded (U.S. or International)	Names of Parent, Subsidiaries or Affiliates	Domiciliary Location	Relationship to Reporting Entity	Directly Controlled by (Name of Entity / Person)	Type of Control (Ownership, Board, Management, Attorney-in-Fact, Influence, Other)	If Control is Ownership Provide Percentage	Ultimate Controlling Entity(ies) / Person(s)	Is an SCA Filing Required? (Y/N)	*	
013.11	0707 .. UnitedHealth Group Incorporated	00000	62-1600267				McKenzie Surgery Center, L.P.	TN	NIA	SCA-Eugene, Inc.	Ownership	51.0	UnitedHealth Group Incorporated	N	0000001	
		00000	42-1741594				MD Ops, Inc.	CA	NIA	North American Medical Management California, Inc.	Ownership	100.0	UnitedHealth Group Incorporated	N		
		96310 00000	52-1169135				MD-Individual Practice Association, Inc. Medalliance Net Ltda.	MD BRA	IA NIA	United HealthCare Services, Inc. Optum Health & Technology Serviços do Brasil Ltda.	Ownership	100.0	UnitedHealth Group Incorporated	N		
		00000					Medalliance Net Ltda.	BRA	NIA	UHG Brasil Participações S.A.	Ownership		100.0	UnitedHealth Group Incorporated	N	
		00000	52-2178531				MEDEX Insurance Services, Inc.	MD	NIA	FrontierMEDEX, Inc.	Ownership	100.0	UnitedHealth Group Incorporated	N		
		00000	20-3824377				MedExpress Development, LLC	FL	NIA	Urgent Care MSO, LLC	Ownership	100.0	UnitedHealth Group Incorporated	N		
		00000	82-0631738				MedExpress Urgent Care New Hampshire, Inc.	NH	NIA	Urgent Care Holdings, Inc.	Ownership	100.0	UnitedHealth Group Incorporated	N		
		00000	20-2545363				MedExpress Urgent Care of Boynton Beach, LLC	FL	NIA	MedExpress Development, LLC	Ownership	100.0	UnitedHealth Group Incorporated	N		
	0707 .. UnitedHealth Group Incorporated	0707 .. UnitedHealth Group Incorporated	00000				MedExpress Urgent Care, Inc. - Ohio	OH	NIA	Urgent Care Holdings, Inc.	Ownership	100.0	UnitedHealth Group Incorporated	N		
	12756		20-3391186				Medica Health Plans of Florida, Inc.	FL	IA	United HealthCare Services, Inc.	Ownership	100.0	UnitedHealth Group Incorporated	N		
	12155 00000		01-0788576 75-2566987				Medica HealthCare Plans, Inc. Medical Clinic of North Texas PLLC	FL TX	IA NIA	United HealthCare Services, Inc. USMD Affiliated Services	Ownership	100.0 100.0	UnitedHealth Group Incorporated	N		
	00000		26-0636717				Medical Surgical Centers of America, Inc.	DE	NIA	ASC Network, LLC	Ownership	100.0	UnitedHealth Group Incorporated	N		
	00000		32-0037402				Medical Transportation Services, LLC	FL	NIA	United HealthCare Services, Inc.	Ownership	100.0	UnitedHealth Group Incorporated	N		
	00000		75-2515691				MedSynergies, LLC	DE	NIA	Mustang Razorback Holdings, Inc.	Ownership	100.0	UnitedHealth Group Incorporated	N		
	00000		58-2101921				Melbourne Surgery Center, LLC	GA	NIA	Surgical Care Partners of Melbourne, LLC	Ownership	100.0	UnitedHealth Group Incorporated	N		
	00000		62-1590322				Memphis-SC, LLC	TN	NIA	SCA-Shelby Development Corp.	Ownership	100.0	UnitedHealth Group Incorporated	N		
	00000	62-1590324				Memphis-SP, LLC	TN	NIA	Shelby Surgery Properties, Inc.	Ownership	100.0	UnitedHealth Group Incorporated	N			
	00000	59-3392313				Metro I Stone Management, Ltd.	TX	NIA	USMD Inc.	Ownership	60.0	UnitedHealth Group Incorporated	N	0000002		
	00000	52-2303928				Metropolitan Medical Partners, LLC	MD	NIA	SCA-Chevy Chase, LLC	Ownership	59.4	UnitedHealth Group Incorporated	N	0000001		
	00000	27-2252446				MHC Real Estate Holdings, LLC	CA	NIA	Monarch Management Services, Inc.	Ownership	100.0	UnitedHealth Group Incorporated	N			
	00000	27-2439806				Mississippi Surgery Holdings, LLC	DE	NIA	SCA Surgery Holdings, LLC	Ownership	100.0	UnitedHealth Group Incorporated	N			
	00000	62-1417391				Mississippi Surgical Center Limited Partnership	MS	NIA	Mississippi Surgery Holdings, LLC	Ownership	59.0	UnitedHealth Group Incorporated	N	0000001		
	00000	46-3949765				MN Waypoint Sports Physical Therapy, Inc.	DE	NIA	Orthology, Inc.	Ownership	100.0	UnitedHealth Group Incorporated	N			

## SCHEDULE Y

### PART 1A - DETAIL OF INSURANCE HOLDING COMPANY SYSTEM

1	2	3	4	5	6	7	8	9	10	11	12	13	14	15	16
Group Code	Group Name	NAIC Company Code	ID Number	FEDERAL RSSD	CIK	Name of Securities Exchange if Publicly Traded (U.S. or International)	Names of Parent, Subsidiaries or Affiliates	Domiciliary Location	Relationship to Reporting Entity	Directly Controlled by (Name of Entity / Person)	Type of Control (Ownership, Board, Management, Attorney-in-Fact, Influence, Other)	If Control is Ownership Provide Percentage	Ultimate Controlling Entity(ies) / Person(s)	Is an SCA Filing Required? (Y/N)	*
		00000					Mobile Medical Professionals, Inc.	IA	NIA	TeamMD Iowa, Inc.	Ownership	100.0	UnitedHealth Group Incorporated	N	
		00000	31-1191553				Modern Medical, Inc.	OH	NIA	Healthcare Solutions, Inc.	Ownership	100.0	UnitedHealth Group Incorporated	N	
		00000	45-3142852				Monarch Management Services, Inc.	DE	NIA	Collaborative Care Holdings, LLC	Ownership	100.0	UnitedHealth Group Incorporated	N	
		00000					MSLA Management LLC	DE	NIA	Logistics Health, Inc.	Ownership	100.0	UnitedHealth Group Incorporated	N	
		00000	62-1506649				Mt. Pleasant Surgery Center, L.P.	TN	NIA	SCA-Mt. Pleasant, LLC	Ownership	51.0	UnitedHealth Group Incorporated	N	0000001
		00000	98-1285432				Multiangio Ltda.	BRA	NIA	Esho Empresa de Serviços Hospitalares S.A.	Ownership	68.0	UnitedHealth Group Incorporated	N	0000002
		00000	20-4209261				Muskogee Surgical Investors, LLC	DE	NIA	Surgery Center of Muskogee, LLC	Ownership	51.0	UnitedHealth Group Incorporated	N	0000001
		00000	47-1935798				Mustang Razorback Holdings, Inc.	DE	NIA	OptumInsight, Inc.	Ownership	100.0	UnitedHealth Group Incorporated	N	
		00000	20-3236839				NAMM Holdings, Inc.	DE	NIA	Aveta Inc.	Ownership	100.0	UnitedHealth Group Incorporated	N	
		00000	62-1468431				Nashville-SCA Surgery Centers, Inc.	TN	NIA	SC Affiliates, LLC	Ownership	100.0	UnitedHealth Group Incorporated	N	
0707	UnitedHealth Group Incorporated	9525100000	76-019655936-3549627				National Pacific Dental, Inc.	TX	IA	Dental Benefit Providers, Inc.	Ownership	100.0	UnitedHealth Group Incorporated	N	
		00000					National Surgery Centers, LLC	DE	NIA	Surgical Care Affiliates, LLC	Ownership	100.0	UnitedHealth Group Incorporated	N	
		00000	68-0293690				National Surgery Centers-Santa Monica, LLC	DE	NIA	National Surgery Centers, LLC	Ownership	100.0	UnitedHealth Group Incorporated	N	
0707	UnitedHealth Group Incorporated	9512300000	65-099610720-4755277				Neighborhood Health Partnership, Inc. Netwerkes, LLC	FL	IA	UnitedHealthcare, Inc.	Ownership	100.0	UnitedHealth Group Incorporated	N	
		00000					Neighborhood Health Partnership, Inc. Netwerkes, LLC	TN	NIA	Payment Resolution Services, LLC	Ownership	100.0	UnitedHealth Group Incorporated	N	
		00000	46-3584152				Nevada Medical Services LLC	NV	NIA	Collaborative Care Services, Inc.	Ownership	100.0	UnitedHealth Group Incorporated	N	
0707	UnitedHealth Group Incorporated	9575800000	88-022857236-3984647				Nevada Pacific Dental	NV	IA	Dental Benefit Providers, Inc.	Ownership	100.0	UnitedHealth Group Incorporated	N	
		00000					North American Medical Management - Illinois, Inc.	IL	NIA	NAMM Holdings, Inc.	Ownership	100.0	UnitedHealth Group Incorporated	N	
		00000	33-0673955				North American Medical Management California, Inc.	TN	NIA	NAMM Holdings, Inc.	Ownership	100.0	UnitedHealth Group Incorporated	N	
		00000	88-0245121				Northern Nevada Health Network, Inc.	NV	NIA	Sierra Health Services, Inc.	Ownership	100.0	UnitedHealth Group Incorporated	N	
		00000	63-1240726				Northern Rockies Surgery Center, L.P.	TN	NIA	Northern Rockies Surgicenter, Inc.	Ownership	51.0	UnitedHealth Group Incorporated	N	0000001
		00000	81-0399251				Northern Rockies Surgicenter, Inc.	MT	NIA	National Surgery Centers, LLC	Ownership	100.0	UnitedHealth Group Incorporated	N	
		00000	37-1007387				Northwest Surgicare, LLC	DE	NIA	Surgery Center Holding, LLC	Ownership	100.0	UnitedHealth Group Incorporated	N	
		00000	75-2494046				Northwest Surgicare, Ltd., an IL Limited Partnership	IL	NIA	Northwest Surgicare, LLC	Ownership	51.0	UnitedHealth Group Incorporated	N	0000001
		00000	56-1754480				NSC Fayetteville, LLC	DE	NIA	National Surgery Centers, LLC	Ownership	100.0	UnitedHealth Group Incorporated	N	

Q13.12

## SCHEDULE Y

### PART 1A - DETAIL OF INSURANCE HOLDING COMPANY SYSTEM

1	2	3	4	5	6	7	8	9	10	11	12	13	14	15	16	
Group Code	Group Name	NAIC Company Code	ID Number	FEDERAL RSSD	CIK	Name of Securities Exchange if Publicly Traded (U.S. or International)	Names of Parent, Subsidiaries or Affiliates	Domiciliary Location	Relationship to Reporting Entity	Directly Controlled by (Name of Entity / Person)	Type of Control (Ownership, Board, Management, Attorney-in-Fact, Influence, Other)	If Control is Ownership Provide Percentage	Ultimate Controlling Entity(ies) / Person(s)	Is an SCA Filing Required? (Y/N)	*	
0707	UnitedHealth Group Incorporated	00000	56-1775016				NSC Greensboro, LLC	DE	NIA	National Surgery Centers, LLC	Ownership	100.0	UnitedHealth Group Incorporated	N		
		00000	36-4210296				NSC Lancaster, LLC	DE	NIA	National Surgery Centers, LLC	Ownership	100.0	UnitedHealth Group Incorporated	N		
		00000					NSC Sarasota, Inc.	DE	NIA	National Surgery Centers, LLC	Ownership	100.0	UnitedHealth Group Incorporated	N		
		00000	91-1553479				NSC Seattle, Inc.	WA	NIA	National Surgery Centers, LLC	Ownership	100.0	UnitedHealth Group Incorporated	N		
		00000	33-0812824				NSC Upland, LLC	DE	NIA	National Surgery Centers, LLC	Ownership	100.0	UnitedHealth Group Incorporated	N		
		00000	63-0964525				Nutritional/Parenteral Home Care of Huntsville, Inc.	AL	NIA	Nutritional/Parenteral Home Care, Inc.	Ownership	100.0	UnitedHealth Group Incorporated	N		
		00000	63-1284325				Nutritional/Parenteral Home Care, Inc.	AL	NIA	Ambient Healthcare, Inc.	Ownership	100.0	UnitedHealth Group Incorporated	N		
		00000	46-5025690				NYSCA, LLC	NY	NIA	Surgical Care Affiliates, LLC	Ownership	100.0	UnitedHealth Group Incorporated	N		
		00000	52-2129786				OneNet PPO, LLC	MD	NIA	UnitedHealthcare Insurance Company	Ownership	100.0	UnitedHealth Group Incorporated	N		
		96940	52-1518174				Optimum Choice, Inc.	MD	IA	United HealthCare Services, Inc.	Ownership	100.0	UnitedHealth Group Incorporated	N		
		00000	47-0858534	003202702			Optum Bank, Inc.	UT	NIA	OptumHealth Financial Services, Inc.	Ownership	100.0	UnitedHealth Group Incorporated	N		
		00000	36-3437660				Optum Biometrics, Inc.	IL	NIA	OptumHealth Care Solutions, LLC	Ownership	100.0	UnitedHealth Group Incorporated	N		
		00000	37-1782217				0001641013	Optum Clinics Holdings, Inc.	DE	NIA	Collaborative Care Holdings, LLC	Ownership	97.2	UnitedHealth Group Incorporated	N	0000001
		00000	38-3969193					Optum Clinics Intermediate Holdings, Inc.	DE	NIA	Optum Clinics Holdings, Inc.	Ownership	100.0	UnitedHealth Group Incorporated	N	
		00000						Optum Digital Health Holdings, LLC	DE	NIA	Alere Wellbeing, Inc.	Ownership	100.0	UnitedHealth Group Incorporated	N	
		00000	98-1325466					Optum Global Finance (Ireland) Unlimited Company	IRL	NIA	Optum Global Solutions (Ireland) Limited	Ownership	100.0	UnitedHealth Group Incorporated	N	
		00000	98-1103015					Optum Global Solutions (India) Private Limited	IND	NIA	Optum Global Solutions International B.V.	Ownership	99.9	UnitedHealth Group Incorporated	N	
		00000	98-1103015					Optum Global Solutions (India) Private Limited	IND	NIA	UnitedHealth International, Inc.	Ownership	0.1	UnitedHealth Group Incorporated	N	
		00000	98-1307821					Optum Global Solutions (Ireland) Limited	IRL	NIA	UnitedHealthcare International II S.á r.l.	Ownership	100.0	UnitedHealth Group Incorporated	N	
		00000	98-1097776					Optum Global Solutions (Philippines), Inc.	PHL	NIA	Optum Global Solutions International B.V.	Ownership	100.0	UnitedHealth Group Incorporated	N	0000003
		00000	98-1201187					Optum Global Solutions International B.V.	NLD	NIA	Optum Technology, Inc.	Ownership	100.0	UnitedHealth Group Incorporated	N	
		00000	04-3574101					Optum Government Solutions, Inc.	DE	NIA	OptumInsight, Inc.	Ownership	100.0	UnitedHealth Group Incorporated	N	
		00000	98-1185943					Optum Health & Technology (Australia) Pty Ltd	AUS	NIA	Optum UK Solutions Group Limited	Ownership	100.0	UnitedHealth Group Incorporated	N	
00000	98-1095799					Optum Health & Technology (India) Private Limited	IND	NIA	OptumHealth International B.V.	Ownership	100.0	UnitedHealth Group Incorporated	N			
00000	98-1095799					Optum Health & Technology (India) Private Limited	IND	NIA	United Behavioral Health	Ownership			UnitedHealth Group Incorporated	N		

Q13.13

## SCHEDULE Y

### PART 1A - DETAIL OF INSURANCE HOLDING COMPANY SYSTEM

1	2	3	4	5	6	7	8	9	10	11	12	13	14	15	16
Group Code	Group Name	NAIC Company Code	ID Number	FEDERAL RSSD	CIK	Name of Securities Exchange if Publicly Traded (U.S. or International)	Names of Parent, Subsidiaries or Affiliates	Domiciliary Location	Relationship to Reporting Entity	Directly Controlled by (Name of Entity / Person)	Type of Control (Ownership, Board, Management, Attorney-in-Fact, Influence, Other)	If Control is Ownership Provide Percentage	Ultimate Controlling Entity(ies) / Person(s)	Is an SCA Filing Required? (Y/N)	*
Q13.14	0707 UnitedHealth Group Incorporated	00000	98-1097886				Optum Health & Technology (Singapore) Pte. Ltd.	SGP	NIA	OptumHealth International B.V.	Ownership	100.0	UnitedHealth Group Incorporated	N	
		00000	98-1095879				Optum Health & Technology (UK) Limited	GBR	NIA	Optum UK Solutions Group Limited	Ownership	100.0	UnitedHealth Group Incorporated	N	
		00000	20-2149493				Optum Health & Technology (US), LLC	MO	NIA	United Behavioral Health	Ownership	100.0	UnitedHealth Group Incorporated	N	
		00000	43-1747235				Optum Health & Technology Holdings (US), LLC	MO	NIA	Optum, Inc.	Ownership	100.0	UnitedHealth Group Incorporated	N	
		00000	98-1184561				Optum Health & Technology Serviços do Brasil Ltda.	BRA	NIA	Optum Global Solutions International B.V.	Ownership	100.0	UnitedHealth Group Incorporated	N	
		00000	98-1184561				Optum Health & Technology Serviços do Brasil Ltda.	BRA	NIA	OptumInsight, Inc.	Ownership	100.0	UnitedHealth Group Incorporated	N	
		00000	98-1276517				Optum Health and Technology FZ-LLC	ARE	NIA	Optum Global Solutions International B.V.	Ownership	100.0	UnitedHealth Group Incorporated	N	
		00000	98-1097921				Optum Health Services (Canada) Ltd.	CAN	NIA	Optum Health & Technology Holdings (US), LLC	Ownership	100.0	UnitedHealth Group Incorporated	N	
		00000	98-1147355				Optum Health Solutions (UK) Limited	GBR	NIA	Optum UK Solutions Group Limited	Ownership	100.0	UnitedHealth Group Incorporated	N	
		00000	58-2068880			0001460656	Optum Healthcare of Illinois, Inc.	GA	NIA	Optum Women's and Children's Health, LLC	Ownership	100.0	UnitedHealth Group Incorporated	N	
		00000	20-0212381				Optum Hospice Pharmacy Services, LLC	DE	NIA	Catamaran Health Solutions, LLC	Ownership	100.0	UnitedHealth Group Incorporated	N	
		69647	31-0628424				Optum Insurance of Ohio, Inc.	OH	IA	OptumRx PBM of Maryland, LLC	Ownership	100.0	UnitedHealth Group Incorporated	N	
		00000	46-4734521				Optum Labs Dimensions, Inc.	DE	NIA	Optum Labs, Inc.	Ownership	100.0	UnitedHealth Group Incorporated	N	
		00000	98-1249178				Optum Labs International (UK) Ltd.	GBR	NIA	Optum, Inc.	Ownership	100.0	UnitedHealth Group Incorporated	N	
		00000	46-1615964				Optum Labs, Inc.	DE	NIA	Optum, Inc.	Ownership	100.0	UnitedHealth Group Incorporated	N	
		00000	98-1209730				Optum Life Sciences (Canada) Inc.	CAN	NIA	OptumInsight Life Sciences, Inc.	Ownership	100.0	UnitedHealth Group Incorporated	N	
		00000	98-1098190				Optum Management Consulting (Shanghai) Co., Ltd.	CHN	NIA	Optum Health & Technology Holdings (US), LLC	Ownership	100.0	UnitedHealth Group Incorporated	N	
		00000	90-1001805				Optum Nevada Accountable Care Organization LLC	DE	NIA	Collaborative Care Holdings, LLC	Ownership	100.0	UnitedHealth Group Incorporated	N	
		00000	20-8911466				Optum Palliative and Hospice Care of Pennsylvania, Inc.	TN	NIA	Hospice Inspiris Holdings, Inc.	Ownership	100.0	UnitedHealth Group Incorporated	N	
		00000	20-8911303				Optum Palliative and Hospice Care of Texas, Inc.	TN	NIA	Hospice Inspiris Holdings, Inc.	Ownership	100.0	UnitedHealth Group Incorporated	N	
		00000	30-0226127				Optum Palliative and Hospice Care, Inc.	DE	NIA	Collaborative Care Holdings, LLC	Ownership	100.0	UnitedHealth Group Incorporated	N	
		00000	20-4581265				Optum Public Sector Solutions, Inc.	DE	NIA	OptumInsight, Inc.	Ownership	100.0	UnitedHealth Group Incorporated	N	
		00000	46-3328009				Optum Rocket, Inc.	DE	NIA	OptumInsight, Inc.	Ownership	100.0	UnitedHealth Group Incorporated	N	
00000	66-0870003				Optum Services (Puerto Rico) LLC	Pue	NIA	UnitedHealthcare International III B.V.	Ownership	100.0	UnitedHealth Group Incorporated	N			
00000	45-4683454				Optum Services, Inc.	DE	NIA	Optum, Inc.	Ownership	100.0	UnitedHealth Group Incorporated	N			

## SCHEDULE Y

### PART 1A - DETAIL OF INSURANCE HOLDING COMPANY SYSTEM

1	2	3	4	5	6	7	8	9	10	11	12	13	14	15	16
Group Code	Group Name	NAIC Company Code	ID Number	FEDERAL RSSD	CIK	Name of Securities Exchange if Publicly Traded (U.S. or International)	Names of Parent, Subsidiaries or Affiliates	Domiciliary Location	Relationship to Reporting Entity	Directly Controlled by (Name of Entity / Person)	Type of Control (Ownership, Board, Management, Attorney-in-Fact, Influence, Other)	If Control is Ownership Provide Percentage	Ultimate Controlling Entity(ies) / Person(s)	Is an SCA Filing Required? (Y/N)	*
		00000					Optum Solutions do Brasil Tecnologia e Servicos de Suporte Ltda.	BRA	NIA	Optum Global Solutions International B.V.	Ownership	100.0	UnitedHealth Group Incorporated	N	
		00000					Optum Solutions do Brasil Tecnologia e Servicos de Suporte Ltda.	BRA	NIA	OptumHealth International B.V.	Ownership		UnitedHealth Group Incorporated	N	
		00000	98-0644599				Optum Solutions UK Holdings Limited	GBR	NIA	Optum Health & Technology Holdings (US), LLC	Ownership	100.0	UnitedHealth Group Incorporated	N	
		00000	46-5713629				Optum Technology, Inc.	DE	NIA	Optum, Inc.	Ownership	100.0	UnitedHealth Group Incorporated	N	
		00000	98-1097769				Optum UK Solutions Group Limited	GBR	NIA	Optum Solutions UK Holdings Limited	Ownership	100.0	UnitedHealth Group Incorporated	N	
		00000	58-2205984		0001460641		Optum Women's and Children's Health, LLC	DE	NIA	Alere Health, LLC	Ownership	100.0	UnitedHealth Group Incorporated	N	
		00000	30-0580620	003119994			Optum, Inc.	DE	NIA	United HealthCare Services, Inc.	Ownership	100.0	UnitedHealth Group Incorporated	N	
		00000	46-3983926				Optum360 Services, Inc.	DE	NIA	Optum Rocket, Inc.	Ownership	69.0	UnitedHealth Group Incorporated	N	0000002
		00000	46-3328307				Optum360, LLC	DE	NIA	Optum Rocket, Inc.	Ownership	75.0	UnitedHealth Group Incorporated	N	0000002
		00000	41-1591944				OptumHealth Care Solutions, LLC	DE	NIA	OptumHealth Holdings, LLC	Ownership	100.0	UnitedHealth Group Incorporated	N	
		00000	47-0858530				OptumHealth Financial Services, Inc.	DE	NIA	OptumHealth Holdings, LLC	Ownership	100.0	UnitedHealth Group Incorporated	N	
		00000	47-1192395				OptumHealth Holdings, LLC	DE	NIA	Optum, Inc.	Ownership	100.0	UnitedHealth Group Incorporated	N	
		00000	98-1106868				OptumHealth International B.V.	NLD	NIA	Optum, Inc.	Ownership	100.0	UnitedHealth Group Incorporated	N	
		00000					OptumInsight Holdings, LLC	DE	NIA	Optum, Inc.	Ownership	100.0	UnitedHealth Group Incorporated	N	
		00000	04-3383745				OptumInsight Life Sciences, Inc.	DE	NIA	OptumInsight, Inc.	Ownership	100.0	UnitedHealth Group Incorporated	N	
		00000	41-1858498				OptumInsight, Inc.	DE	NIA	OptumInsight Holdings, LLC	Ownership	100.0	UnitedHealth Group Incorporated	N	
		00000	75-2578509		0001600762		OptumRx Administrative Services, LLC	TX	NIA	Catamaran Holdings I, LLC	Ownership	100.0	UnitedHealth Group Incorporated	N	
		00000	31-1728846				OptumRx Discount Card Services, LLC	DE	NIA	OptumRx PBM of Illinois, Inc.	Ownership	100.0	UnitedHealth Group Incorporated	N	
		00000	47-4734235				OptumRx Group Holdings, Inc.	DE	NIA	Optum, Inc.	Ownership	100.0	UnitedHealth Group Incorporated	N	
		00000					OptumRx Holdings, LLC	DE	NIA	Optum, Inc.	Ownership	100.0	UnitedHealth Group Incorporated	N	
		00000	47-1734077				OptumRx Home Delivery of Illinois, LLC	IL	NIA	OptumRx PBM of Illinois, Inc.	Ownership	100.0	UnitedHealth Group Incorporated	N	
		00000	34-1472211				OptumRx Home Delivery of Ohio, Inc.	OH	NIA	First Rx Specialty and Mail Services, LLC	Ownership	100.0	UnitedHealth Group Incorporated	N	
		00000	20-0151096				OptumRx NY IPA, Inc.	NY	NIA	OptumRx, Inc.	Ownership	100.0	UnitedHealth Group Incorporated	N	
		00000	11-2581812		0001600760		OptumRx PBM of Illinois, Inc.	DE	NIA	OptumRx Administrative Services, LLC	Ownership	100.0	UnitedHealth Group Incorporated	N	
		00000	88-0361447				OptumRx PBM of Maryland, LLC	NV	NIA	Catamaran Health Solutions, LLC	Ownership	100.0	UnitedHealth Group Incorporated	N	

Q13.15

# SCHEDULE Y

## PART 1A - DETAIL OF INSURANCE HOLDING COMPANY SYSTEM

1	2	3	4	5	6	7	8	9	10	11	12	13	14	15	16
Group Code	Group Name	NAIC Company Code	ID Number	FEDERAL RSSD	CIK	Name of Securities Exchange if Publicly Traded (U.S. or International)	Names of Parent, Subsidiaries or Affiliates	Domiciliary Location	Relationship to Reporting Entity	Directly Controlled by (Name of Entity / Person)	Type of Control (Ownership, Board, Management, Attorney-in-Fact, Influence, Other)	If Control is Ownership Provide Percentage	Ultimate Controlling Entity(ies) / Person(s)	Is an SCA Filing Required? (Y/N)	*
		00000	03-0592263		0001601641		OptumRx PBM of Pennsylvania, LLC	PA	NIA	Catamaran of Pennsylvania, LLC	Ownership	100.0	UnitedHealth Group Incorporated	N	
		00000	38-3693753				OptumRx PBM of Wisconsin, LLC	WI	NIA	OptumRx PBM of Illinois, Inc.	Ownership	100.0	UnitedHealth Group Incorporated	N	
		00000	61-1485410				OptumRx PD of Maryland, Inc.	NV	NIA	OptumRx PBM of Maryland, LLC	Ownership	100.0	UnitedHealth Group Incorporated	N	
		00000	88-0373347				OptumRx Pharmacy of Nevada, Inc.	NV	NIA	Catamaran Health Solutions, LLC	Ownership	100.0	UnitedHealth Group Incorporated	N	
		00000	47-3146510				OptumRx Pharmacy, Inc.	DE	NIA	OptumRx, Inc.	Ownership	100.0	UnitedHealth Group Incorporated	N	
		00000	33-0441200				OptumRx, Inc.	CA	NIA	OptumRx Holdings, LLC	Ownership	100.0	UnitedHealth Group Incorporated	N	
		00000	59-3125869				Orlando Center for Outpatient Surgery, L.P.	GA	NIA	Surgical Health of Orlando, Inc.	Ownership	61.2	UnitedHealth Group Incorporated	N	0000001
		00000	46-2881462				Orthology Mid-Atlantic, Inc.	DE	NIA	Orthology, Inc.	Ownership	100.0	UnitedHealth Group Incorporated	N	
		00000	46-2742615				Orthology, Inc.	DE	NIA	UnitedHealth Group Ventures, LLC	Ownership	80.0	UnitedHealth Group Incorporated	N	0000002
		00000	13-3960641		0001342696		OrthoNet Holdings, Inc.	DE	NIA	OptumHealth Care Solutions, LLC	Ownership	100.0	UnitedHealth Group Incorporated	N	
		00000	13-3818652				OrthoNet LLC	NY	NIA	OrthoNet Holdings, Inc.	Ownership	100.0	UnitedHealth Group Incorporated	N	
		00000	13-4025898				OrthoNet New York IPA, Inc.	NY	NIA	OrthoNet Holdings, Inc.	Ownership	100.0	UnitedHealth Group Incorporated	N	
		00000	30-0029448				OrthoNet of the Mid-Atlantic, Inc.	DE	IA	OrthoNet Holdings, Inc.	Ownership	100.0	UnitedHealth Group Incorporated	N	
		00000	26-2884306				OrthoNet of the South, Inc.	DE	NIA	OrthoNet Holdings, Inc.	Ownership	100.0	UnitedHealth Group Incorporated	N	
		00000	46-1581769				OrthoNet Services, Inc.	DE	NIA	OrthoNet Holdings, Inc.	Ownership	100.0	UnitedHealth Group Incorporated	N	
		00000	20-0221966				OrthoNet West, Inc.	DE	NIA	OrthoNet Holdings, Inc.	Ownership	100.0	UnitedHealth Group Incorporated	N	
		00000					Outpatient Surgery Center of Hilton Head, LLC	SC	NIA	SCA-Hilton Head, LLC	Ownership	50.0	UnitedHealth Group Incorporated	N	0000001
		00000	41-1921007				Ovations, Inc.	DE	NIA	United HealthCare Services, Inc.	Ownership	100.0	UnitedHealth Group Incorporated	N	
		00000	06-1587795				Oxford Benefit Management, Inc.	CT	NIA	Oxford Health Plans LLC	Ownership	100.0	UnitedHealth Group Incorporated	N	
0707	UnitedHealth Group Incorporated	78026	22-2797560				Oxford Health Insurance, Inc.	NY	IA	UnitedHealthcare Insurance Company	Ownership	100.0	UnitedHealth Group Incorporated	N	
0707	UnitedHealth Group Incorporated	96798	06-1181201				Oxford Health Plans (CT), Inc.	CT	IA	Oxford Health Plans LLC	Ownership	100.0	UnitedHealth Group Incorporated	N	
0707	UnitedHealth Group Incorporated	95506	22-2745725				Oxford Health Plans (NJ), Inc.	NJ	IA	Oxford Health Plans LLC	Ownership	100.0	UnitedHealth Group Incorporated	N	
0707	UnitedHealth Group Incorporated	95479	06-1181200				Oxford Health Plans (NY), Inc.	NY	IA	Oxford Health Plans LLC	Ownership	100.0	UnitedHealth Group Incorporated	N	
		00000	52-2443751				Oxford Health Plans LLC	DE	NIA	UnitedHealth Group Incorporated	Ownership	100.0	UnitedHealth Group Incorporated	N	
		00000	46-3531389				P2 Lower Acquisition, LLC	DE	NIA	Progressive Enterprises Holdings, Inc.	Ownership	100.0	UnitedHealth Group Incorporated	N	

Q13.16

## SCHEDULE Y

### PART 1A - DETAIL OF INSURANCE HOLDING COMPANY SYSTEM

1	2	3	4	5	6	7	8	9	10	11	12	13	14	15	16
Group Code	Group Name	NAIC Company Code	ID Number	FEDERAL RSSD	CIK	Name of Securities Exchange if Publicly Traded (U.S. or International)	Names of Parent, Subsidiaries or Affiliates	Domiciliary Location	Relationship to Reporting Entity	Directly Controlled by (Name of Entity / Person)	Type of Control (Ownership, Board, Management, Attorney-in-Fact, Influence, Other)	If Control is Ownership Provide Percentage	Ultimate Controlling Entity(ies) / Person(s)	Is an SCA Filing Required? (Y/N)	*
		00000	27-0008097				P2P Link, LLC	DE	NIA	SRPS, LLC	Ownership	100.0	UnitedHealth Group Incorporated	N	
0707	UnitedHealth Group Incorporated	70785	35-1137395				PacifiCare Life and Health Insurance Company	IN	IA	United HealthCare Services, Inc.	Ownership	100.0	UnitedHealth Group Incorporated	N	
0707	UnitedHealth Group Incorporated	84506	95-2829463				PacifiCare Life Assurance Company	CO	IA	United HealthCare Services, Inc.	Ownership	100.0	UnitedHealth Group Incorporated	N	
0707	UnitedHealth Group Incorporated	95617	94-3267522		0001225819		PacifiCare of Arizona, Inc.	AZ	IA	United HealthCare Services, Inc.	Ownership	100.0	UnitedHealth Group Incorporated	N	
0707	UnitedHealth Group Incorporated	95434	84-1011378		0001225822		PacifiCare of Colorado, Inc.	CO	IA	United HealthCare Services, Inc.	Ownership	100.0	UnitedHealth Group Incorporated	N	
0707	UnitedHealth Group Incorporated	95685	86-0875231		0001225835		PacifiCare of Nevada, Inc.	NV	IA	United HealthCare Services, Inc.	Ownership	100.0	UnitedHealth Group Incorporated	N	
		00000	62-1595402				Paoli Ambulatory Surgery Center	PA	NIA	SCA-Paoli, LLC	Ownership	51.0	UnitedHealth Group Incorporated	N	0000001
		00000	20-4127100				Parkway Surgery Center, LLC	DE	NIA	SCA-Hagerstown, LLC	Ownership	63.1	UnitedHealth Group Incorporated	N	0000001
		00000	63-1271644				Pasteur Plaza Surgery Center GP, Inc.	DE	NIA	ASC Network, LLC	Ownership	100.0	UnitedHealth Group Incorporated	N	
		00000	63-1275972				Pasteur Plaza Surgery Center, L.P.	CA	NIA	Pasteur Plaza Surgery Center GP, Inc.	Ownership	51.0	UnitedHealth Group Incorporated	N	0000001
		00000	62-1451147				Payment Resolution Services, LLC	TN	NIA	OptumInsight, Inc.	Ownership	100.0	UnitedHealth Group Incorporated	N	
		00000	75-3265056				PCCCV, Inc.	CA	NIA	PrimeCare Medical Network, Inc.	Ownership	100.0	UnitedHealth Group Incorporated	N	
		00000	20-2447772				PCN DE Corp.	DE	NIA	OptumRx PBM of Illinois, Inc.	Ownership	100.0	UnitedHealth Group Incorporated	N	
		00000					Perham Physical Therapy, LTD.	MN	NIA	Orthology, Inc.	Ownership	100.0	UnitedHealth Group Incorporated	N	
		00000	68-0044962				Pharmaceutical Care Network	CA	NIA	PCN DE Corp.	Ownership	100.0	UnitedHealth Group Incorporated	N	
		00000	04-3722897				Pharmacy Review Services, LLC	FL	NIA	Tmesys, LLC	Ownership	100.0	UnitedHealth Group Incorporated	N	
		00000	35-2288416				PHC Subsidiary Holdings, LLC	TX	NIA	United HealthCare Services, Inc.	Ownership	100.0	UnitedHealth Group Incorporated	N	
		00000	80-0654665				Physician Care Partners, Inc.	IL	NIA	North American Medical Management - Illinois, Inc.	Ownership	100.0	UnitedHealth Group Incorporated	N	
0707	UnitedHealth Group Incorporated	11494	04-3677255				Physicians Health Choice of Texas, LLC	TX	IA	PHC Subsidiary Holdings, LLC	Ownership	100.0	UnitedHealth Group Incorporated	N	
		00000	52-1162824				Physicians Health Plan of Maryland, Inc.	MD	NIA	United HealthCare Services, Inc.	Ownership	100.0	UnitedHealth Group Incorporated	N	
		00000	45-4916946				Physicians Plaza Holdings, LLC	DE	NIA	Bakersfield Physicians Plaza Surgical Center, L.P.	Ownership	100.0	UnitedHealth Group Incorporated	N	
		00000	66-0742844				Plus One Health Management Puerto Rico, Inc.	PR	NIA	Plus One Holdings, Inc.	Ownership	100.0	UnitedHealth Group Incorporated	N	
		00000	13-3613705				Plus One Holdings, Inc.	DE	NIA	OptumHealth Care Solutions, LLC	Ownership	100.0	UnitedHealth Group Incorporated	N	
		00000	80-0670247				PMI Acquisition, LLC	DE	NIA	Progressive Solutions, LLC	Ownership	100.0	UnitedHealth Group Incorporated	N	
		00000	27-0920536				PMSI Holdco II, LLC	DE	NIA	P2 Lower Acquisition, LLC	Ownership	100.0	UnitedHealth Group Incorporated	N	

Q13.17

## SCHEDULE Y

### PART 1A - DETAIL OF INSURANCE HOLDING COMPANY SYSTEM

1	2	3	4	5	6	7	8	9	10	11	12	13	14	15	16
Group Code	Group Name	NAIC Company Code	ID Number	FEDERAL RSSD	CIK	Name of Securities Exchange if Publicly Traded (U.S. or International)	Names of Parent, Subsidiaries or Affiliates	Domiciliary Location	Relationship to Reporting Entity	Directly Controlled by (Name of Entity / Person)	Type of Control (Ownership, Board, Management, Attorney-in-Fact, Influence, Other)	If Control is Ownership Provide Percentage	Ultimate Controlling Entity(ies) / Person(s)	Is an SCA Filing Required? (Y/N)	*
Q13.18	0707 ... UnitedHealth Group Incorporated	00000	26-3148744				PMSI Holdings, LLC	DE	NIA	PMSI Holdco II, LLC	Ownership	100.0	UnitedHealth Group Incorporated	N	
		00000	59-3166848				PMSI Settlement Solutions, LLC	FL	NIA	PMSI Holdings, LLC	Ownership	100.0	UnitedHealth Group Incorporated	N	
		00000	56-2422696				PMSI, LLC	FL	NIA	PMSI Holdings, LLC	Ownership	100.0	UnitedHealth Group Incorporated	N	
		00000	98-1083164				Polar II Fundo de Investimento em Participações Multiestrategia	BRA	NIA	UnitedHealthcare International IV S.á r.l.	Ownership	100.0	UnitedHealth Group Incorporated	N	
		00000	47-5563848				Polo Holdco, LLC	DE	NIA	Collaborative Care Holdings, LLC	Ownership	80.1	UnitedHealth Group Incorporated	N	000002
		00000					POMCO Network, Inc.	NY	NIA	POMCO, Inc.	Ownership	100.0	UnitedHealth Group Incorporated	N	
		00000	65-0392785				POMCO of Florida Ltd., Inc.	FL	NIA	UMR, Inc.	Ownership	100.0	UnitedHealth Group Incorporated	N	
		00000	46-2975338				POMCO West, Inc.	DE	NIA	POMCO, Inc.	Ownership	100.0	UnitedHealth Group Incorporated	N	
		00000	15-0581348				POMCO, Inc.	NY	NIA	UMR, Inc.	Ownership	100.0	UnitedHealth Group Incorporated	N	
		00000	45-0482796				Pomcoplus, LLC	NY	NIA	UMR, Inc.	Ownership	100.0	UnitedHealth Group Incorporated	N	
		00000	33-0261822				Pomerado Outpatient Surgical Center, Inc.	CA	NIA	ASC Network, LLC	Ownership	100.0	UnitedHealth Group Incorporated	N	
		00000	33-0752699				Pomerado Outpatient Surgical Center, L.P.	CA	NIA	Pomerado Outpatient Surgical Center, Inc.	Ownership	50.8	UnitedHealth Group Incorporated	N	000001
		00000	65-0683927				Preferred Care Partners Holding, Corp.	FL	NIA	United HealthCare Services, Inc.	Ownership	100.0	UnitedHealth Group Incorporated	N	
		00000	26-1845018				Preferred Care Partners Medical Group, Inc.	FL	NIA	Preferred Care Partners Holding, Corp.	Ownership	100.0	UnitedHealth Group Incorporated	N	
		00000	11176	65-0885893			Preferred Care Partners, Inc.	FL	IA	Preferred Care Partners Holding, Corp.	Ownership	100.0	UnitedHealth Group Incorporated	N	
		00000	75-3265059				Premier Choice ACO, Inc.	CA	NIA	PrimeCare Medical Network, Inc.	Ownership	100.0	UnitedHealth Group Incorporated	N	
		00000	88-0253112				Prime Health, Inc.	NV	NIA	Sierra Health Services, Inc.	Ownership	100.0	UnitedHealth Group Incorporated	N	
		00000	33-0607478				PrimeCare Medical Network, Inc.	CA	IA	NAMM Holdings, Inc.	Ownership	100.0	UnitedHealth Group Incorporated	N	
		00000	87-0757397				PrimeCare of Citrus Valley, Inc.	CA	NIA	PrimeCare Medical Network, Inc.	Ownership	80.0	UnitedHealth Group Incorporated	N	000004
		00000	33-0674407				PrimeCare of Corona, Inc.	CA	NIA	PrimeCare Medical Network, Inc.	Ownership	100.0	UnitedHealth Group Incorporated	N	
		00000	33-0674401				PrimeCare of Hemet Valley, Inc.	CA	NIA	PrimeCare Medical Network, Inc.	Ownership	100.0	UnitedHealth Group Incorporated	N	
		00000	33-0674408				PrimeCare of Inland Valley, Inc.	CA	NIA	PrimeCare Medical Network, Inc.	Ownership	100.0	UnitedHealth Group Incorporated	N	
		00000	33-0674402				PrimeCare of Moreno Valley, Inc.	CA	NIA	PrimeCare Medical Network, Inc.	Ownership	100.0	UnitedHealth Group Incorporated	N	
		00000	33-0674400				PrimeCare of Redlands, Inc.	CA	NIA	PrimeCare Medical Network, Inc.	Ownership	100.0	UnitedHealth Group Incorporated	N	
00000	33-0674404				PrimeCare of Riverside, Inc.	CA	NIA	PrimeCare Medical Network, Inc.	Ownership	100.0	UnitedHealth Group Incorporated	N			

# SCHEDULE Y

## PART 1A - DETAIL OF INSURANCE HOLDING COMPANY SYSTEM

1	2	3	4	5	6	7	8	9	10	11	12	13	14	15	16
Group Code	Group Name	NAIC Company Code	ID Number	FEDERAL RSSD	CIK	Name of Securities Exchange if Publicly Traded (U.S. or International)	Names of Parent, Subsidiaries or Affiliates	Domiciliary Location	Relationship to Reporting Entity	Directly Controlled by (Name of Entity / Person)	Type of Control (Ownership, Board, Management, Attorney-in-Fact, Influence, Other)	If Control is Ownership Provide Percentage	Ultimate Controlling Entity(ies) / Person(s)	Is an SCA Filing Required? (Y/N)	*
013.19		00000	14-1915328				PrimeCare of San Bernardino, Inc.	CA	NIA	PrimeCare Medical Network, Inc.	Ownership	100.0	UnitedHealth Group Incorporated	N	
		00000	33-0698439				PrimeCare of Sun City, Inc.	CA	NIA	PrimeCare Medical Network, Inc.	Ownership	100.0	UnitedHealth Group Incorporated	N	
		00000	33-0674409				PrimeCare of Temecula, Inc.	CA	NIA	PrimeCare Medical Network, Inc.	Ownership	100.0	UnitedHealth Group Incorporated	N	
		00000	14-1873402				Procura Management, Inc.	DE	NIA	Healthcare Solutions, Inc.	Ownership	100.0	UnitedHealth Group Incorporated	N	
		00000	27-4371197				Progressive Enterprises Holdings, Inc.	DE	NIA	OptumRx, Inc.	Ownership	100.0	UnitedHealth Group Incorporated	N	
		00000	31-1192384				Progressive Medical, LLC	OH	NIA	PMI Acquisition, LLC	Ownership	100.0	UnitedHealth Group Incorporated	N	
		00000	90-0642980				Progressive Solutions, LLC	DE	NIA	P2 Lower Acquisition, LLC	Ownership	100.0	UnitedHealth Group Incorporated	N	
		00000	32-0229091				ProHEALTH Fitness of Lake Success, LLC	NY	NIA	ProHEALTH Medical Management, LLC	Ownership	82.6	UnitedHealth Group Incorporated	N	0000002
		00000	47-1049961				ProHEALTH Medical Management, LLC	DE	NIA	Collaborative Care Holdings, LLC	Ownership	80.0	UnitedHealth Group Incorporated	N	0000004
		00000	45-5470737				ProHealth Physicians ACO, LLC	CT	NIA	ProHealth Physicians, Inc.	Ownership	100.0	UnitedHealth Group Incorporated	N	
		00000	06-1446075				ProHealth Physicians, Inc.	CT	NIA	Polo Holdco, LLC	Ownership	100.0	UnitedHealth Group Incorporated	N	
		00000	32-0455430				ProHealth Proton Center Management, LLC	DE	NIA	ProHEALTH Medical Management, LLC	Ownership	100.0	UnitedHealth Group Incorporated	N	
		00000	57-0861358				Pronetics Health Care Group, Inc.	SC	NIA	Ambient Healthcare, Inc.	Ownership	100.0	UnitedHealth Group Incorporated	N	
		00000	93-1068319				Pueblo-SCA Surgery Center, LLC	DE	NIA	SC Affiliates, LLC	Ownership	100.0	UnitedHealth Group Incorporated	N	
		00000	52-2016292				Quality Software Services, Inc.	MD	NIA	OptumInsight, Inc.	Ownership	100.0	UnitedHealth Group Incorporated	N	
		00000	35-2493256				Rally Health, Inc.	DE	NIA	Optum Digital Health Holdings, LLC	Ownership	100.0	UnitedHealth Group Incorporated	N	
		00000	80-0947972				Real Appeal, Inc.	DE	NIA	UnitedHealth Group Ventures, LLC	Ownership	98.0	UnitedHealth Group Incorporated	N	
		00000	94-3115625				Redlands Ambulatory Surgery Center	CA	NIA	Redlands-SCA Surgery Centers, Inc.	Ownership	54.0	UnitedHealth Group Incorporated	N	0000003
		00000	94-3115627				Redlands-SCA Surgery Centers, Inc.	CA	NIA	SC Affiliates, LLC	Ownership	100.0	UnitedHealth Group Incorporated	N	0000001
		00000					Riverside Medical Management, LLC	DE	NIA	ProHEALTH Medical Management, LLC	Ownership	100.0	UnitedHealth Group Incorporated	N	
0707	UnitedHealth Group Incorporated	95482	84-0614905				Rocky Mountain Health Maintenance Organization, Incorporated	CO	RE	United HealthCare Services, Inc.	Ownership	100.0	UnitedHealth Group Incorporated	N	
		00000	84-1009248				Rocky Mountain Health Management Corporation	CO	DS	Rocky Mountain Health Maintenance Organization, Incorporated	Ownership	100.0	UnitedHealth Group Incorporated	N	
0707	UnitedHealth Group Incorporated	47004	84-1224718				Rocky Mountain HealthCare Options, Inc.	CO	DS	Rocky Mountain Health Maintenance Organization, Incorporated	Ownership	100.0	UnitedHealth Group Incorporated	N	
		00000	74-2462470				Salem Surgery Center, LLC	OR	NIA	Surgicare of Salem, LLC	Ownership	51.0	UnitedHealth Group Incorporated	N	
		00000					Salt Lake Surgical Center, L.P.	GA	NIA	SCA Salt Lake Surgical Center, Inc.	Ownership	71.3	UnitedHealth Group Incorporated	N	0000001

# SCHEDULE Y

## PART 1A - DETAIL OF INSURANCE HOLDING COMPANY SYSTEM

1	2	3	4	5	6	7	8	9	10	11	12	13	14	15	16
Group Code	Group Name	NAIC Company Code	ID Number	FEDERAL RSSD	CIK	Name of Securities Exchange if Publicly Traded (U.S. or International)	Names of Parent, Subsidiaries or Affiliates	Domiciliary Location	Relationship to Reporting Entity	Directly Controlled by (Name of Entity / Person)	Type of Control (Ownership, Board, Management, Attorney-in-Fact, Influence, Other)	If Control is Ownership Provide Percentage	Ultimate Controlling Entity(ies) / Person(s)	Is an SCA Filing Required? (Y/N)	*
		00000	45-2219585		0001522802		Salveo Specialty Pharmacy, Inc. ....	DE	NIA	OptumRx Administrative Services, LLC .....	Ownership .....	100.0	UnitedHealth Group Incorporated .....	N	
		00000					Santa Helena Assistência Médica S.A. ....	BRA	NIA	Elual Participações S.A. ....	Ownership .....	65.2	UnitedHealth Group Incorporated .....	N	
		00000					Santa Helena Assistência Médica S.A. ....	BRA	NIA	Amil Assistência Médica Internacional S.A. ...	Ownership .....	34.8	UnitedHealth Group Incorporated .....	N	
		00000					Sarasota Endoscopy Center, L.P. ....	GA	NIA	NSC Sarasota, Inc. ....	Ownership .....	81.1	UnitedHealth Group Incorporated .....	N	000001
		00000	62-1149229				SC Affiliates, LLC .....	DE	NIA	Surgical Care Affiliates, LLC .....	Ownership .....	100.0	UnitedHealth Group Incorporated .....	N	
		00000	47-5537316				SCA Athens, LLC .....	DE	NIA	SC Affiliates, LLC .....	Ownership .....	100.0	UnitedHealth Group Incorporated .....	N	
		00000	47-5014406				SCA Austin Holdings, LLC .....	DE	NIA	SC Affiliates, LLC .....	Ownership .....	100.0	UnitedHealth Group Incorporated .....	N	
		00000	47-5051685				SCA Austin Medical Center Holdings, LLC ..	DE	NIA	SCA Austin Holdings, LLC .....	Ownership .....	100.0	UnitedHealth Group Incorporated .....	N	
		00000	45-4230864				SCA BOSC Holdings, LLC .....	DE	NIA	National Surgery Centers, LLC .....	Ownership .....	25.0	UnitedHealth Group Incorporated .....	N	
		00000	45-4230864				SCA BOSC Holdings, LLC .....	DE	NIA	SC Affiliates, LLC .....	Ownership .....	25.0	UnitedHealth Group Incorporated .....	N	
		00000	45-4230864				SCA BOSC Holdings, LLC .....	DE	NIA	SunSurgery, LLC .....	Ownership .....	25.0	UnitedHealth Group Incorporated .....	N	
		00000	45-4230864				SCA BOSC Holdings, LLC .....	DE	NIA	Surgery Center Holding, LLC .....	Ownership .....	25.0	UnitedHealth Group Incorporated .....	N	
		00000	47-2110605				SCA California Surgical Holdings, LLC ..	DE	NIA	National Surgery Centers, LLC .....	Ownership .....	100.0	UnitedHealth Group Incorporated .....	N	
		00000	47-3916468				SCA Capital, LLC .....	DE	NIA	Surgical Care Affiliates, LLC .....	Ownership .....	100.0	UnitedHealth Group Incorporated .....	N	
		00000	47-5030792				SCA Cedar Park Holdings, LLC .....	DE	NIA	SCA Austin Holdings, LLC .....	Ownership .....	100.0	UnitedHealth Group Incorporated .....	N	
		00000	04-3170801				SCA Danbury Surgical Center, LLC .....	DE	NIA	SunSurgery, LLC .....	Ownership .....	100.0	UnitedHealth Group Incorporated .....	N	
		00000	62-1535981				SCA Development, LLC .....	DE	NIA	SC Affiliates, LLC .....	Ownership .....	100.0	UnitedHealth Group Incorporated .....	N	
		00000					SCA eCode Solutions Private Limited .....		NIA	eCode Solutions, LLC .....	Ownership .....	100.0	UnitedHealth Group Incorporated .....	N	
		00000	45-4230987				SCA EHSC Holdings, LLC .....	DE	NIA	National Surgery Centers, LLC .....	Ownership .....	25.0	UnitedHealth Group Incorporated .....	N	
		00000	45-4230987				SCA EHSC Holdings, LLC .....	DE	NIA	SC Affiliates, LLC .....	Ownership .....	25.0	UnitedHealth Group Incorporated .....	N	
		00000	45-4230987				SCA EHSC Holdings, LLC .....	DE	NIA	SunSurgery, LLC .....	Ownership .....	25.0	UnitedHealth Group Incorporated .....	N	
		00000	45-4230987				SCA EHSC Holdings, LLC .....	DE	NIA	Surgery Center Holding, LLC .....	Ownership .....	25.0	UnitedHealth Group Incorporated .....	N	
		00000	47-5512838				SCA EWASC Holdings, LLC .....	DE	NIA	National Surgery Centers, LLC .....	Ownership .....	25.0	UnitedHealth Group Incorporated .....	N	
		00000	47-5512838				SCA EWASC Holdings, LLC .....	DE	NIA	SC Affiliates, LLC .....	Ownership .....	25.0	UnitedHealth Group Incorporated .....	N	
		00000	47-5512838				SCA EWASC Holdings, LLC .....	DE	NIA	SunSurgery, LLC .....	Ownership .....	25.0	UnitedHealth Group Incorporated .....	N	

Q13.20

## SCHEDULE Y

### PART 1A - DETAIL OF INSURANCE HOLDING COMPANY SYSTEM

1	2	3	4	5	6	7	8	9	10	11	12	13	14	15	16
Group Code	Group Name	NAIC Company Code	ID Number	FEDERAL RSSD	CIK	Name of Securities Exchange if Publicly Traded (U.S. or International)	Names of Parent, Subsidiaries or Affiliates	Domiciliary Location	Relationship to Reporting Entity	Directly Controlled by (Name of Entity / Person)	Type of Control (Ownership, Board, Management, Attorney-in-Fact, Influence, Other)	If Control is Ownership Provide Percentage	Ultimate Controlling Entity(ies) / Person(s)	Is an SCA Filing Required? (Y/N)	*
		00000	47-5512838				SCA EWASC Holdings, LLC	DE	NIA	Surgery Center Holding, LLC	Ownership	25.0	UnitedHealth Group Incorporated	N	
		00000	47-5064834				SCA Hays Holdings, LLC	DE	NIA	SCA Austin Holdings, LLC	Ownership	100.0	UnitedHealth Group Incorporated	N	
		00000	27-1664837				SCA Holding Company, Inc.	DE	NIA	SCA Surgery Holdings, LLC	Ownership	100.0	UnitedHealth Group Incorporated	N	
		00000	35-2442147				SCA Idaho Holdings, LLC	DE	NIA	National Surgery Centers, LLC	Ownership	100.0	UnitedHealth Group Incorporated	N	
		00000	45-4240475				SCA IEC Holdings, LLC	DE	NIA	National Surgery Centers, LLC	Ownership	25.0	UnitedHealth Group Incorporated	N	
		00000	45-4240475				SCA IEC Holdings, LLC	DE	NIA	SC Affiliates, LLC	Ownership	25.0	UnitedHealth Group Incorporated	N	
		00000	45-4240475				SCA IEC Holdings, LLC	DE	NIA	SunSurgery, LLC	Ownership	25.0	UnitedHealth Group Incorporated	N	
		00000	45-4240475				SCA IEC Holdings, LLC	DE	NIA	Surgery Center Holding, LLC	Ownership	25.0	UnitedHealth Group Incorporated	N	
		00000	45-2684108				SCA Indiana Holdings, LLC	DE	NIA	National Surgery Centers, LLC	Ownership	25.0	UnitedHealth Group Incorporated	N	
		00000	45-2684108				SCA Indiana Holdings, LLC	DE	NIA	SC Affiliates, LLC	Ownership	25.0	UnitedHealth Group Incorporated	N	
		00000	45-2684108				SCA Indiana Holdings, LLC	DE	NIA	SunSurgery, LLC	Ownership	25.0	UnitedHealth Group Incorporated	N	
		00000	45-2684108				SCA Indiana Holdings, LLC	DE	NIA	Surgery Center Holding, LLC	Ownership	25.0	UnitedHealth Group Incorporated	N	
		00000					SCA Nashville Surgery Center, L.L.C.	TN	NIA	Nashville-SCA Surgery Centers, Inc.	Ownership	99.0	UnitedHealth Group Incorporated	N	
		00000					SCA Nashville Surgery Center, L.L.C.	TN	NIA	SC Affiliates, LLC	Ownership	1.0	UnitedHealth Group Incorporated	N	
		00000	62-1505276				SCA of Clarksville, Inc.	TN	NIA	Surgical Health, LLC	Ownership	100.0	UnitedHealth Group Incorporated	N	
		00000	27-1707364				SCA Pacific Holdings, Inc.	CA	NIA	SC Affiliates, LLC	Ownership	100.0	UnitedHealth Group Incorporated	N	
		00000	46-1686425				SCA Pennsylvania Holdings, LLC	DE	NIA	Surgery Center Holding, LLC	Ownership	100.0	UnitedHealth Group Incorporated	N	
		00000	72-1386840				SCA Premier Surgery Center of Louisville, LLC	DE	NIA	SC Affiliates, LLC	Ownership	100.0	UnitedHealth Group Incorporated	N	
		00000	45-4252645				SCA ROCS Holdings, LLC	DE	NIA	National Surgery Centers, LLC	Ownership	25.0	UnitedHealth Group Incorporated	N	
		00000	45-4252645				SCA ROCS Holdings, LLC	DE	NIA	SC Affiliates, LLC	Ownership	25.0	UnitedHealth Group Incorporated	N	
		00000	45-4252645				SCA ROCS Holdings, LLC	DE	NIA	Sun Surgery, LLC	Ownership	25.0	UnitedHealth Group Incorporated	N	
		00000	45-4252645				SCA ROCS Holdings, LLC	DE	NIA	Surgery Center Holding, LLC	Ownership	25.0	UnitedHealth Group Incorporated	N	
		00000					SCA Salt Lake Surgical Center, Inc.	DE	NIA	Surgery Centers-West Holdings, LLC	Ownership	100.0	UnitedHealth Group Incorporated	N	
		00000	47-4928368				SCA Southwestern PA, LLC	DE	NIA	SC Affiliates, LLC	Ownership	100.0	UnitedHealth Group Incorporated	N	
		00000	47-3165040				SCA Specialists of Florida, LLC	DE	NIA	SCA Surgery Holdings, LLC	Ownership	100.0	UnitedHealth Group Incorporated	N	

Q13.21

## SCHEDULE Y

### PART 1A - DETAIL OF INSURANCE HOLDING COMPANY SYSTEM

Q13.22

1	2	3	4	5	6	7	8	9	10	11	12	13	14	15	16
Group Code	Group Name	NAIC Company Code	ID Number	FEDERAL RSSD	CIK	Name of Securities Exchange if Publicly Traded (U.S. or International)	Names of Parent, Subsidiaries or Affiliates	Domiciliary Location	Relationship to Reporting Entity	Directly Controlled by (Name of Entity / Person)	Type of Control (Ownership, Board, Management, Attorney-in-Fact, Influence, Other)	If Control is Ownership Provide Percentage	Ultimate Controlling Entity(ies) / Person(s)	Is an SCA Filing Required? (Y/N)	*
		00000	46-4898819				SCA SSC Holdings, LLC	DE	NIA	National Surgery Centers, LLC	Ownership	25.0	UnitedHealth Group Incorporated	N	
		00000	46-4898819				SCA SSC Holdings, LLC	DE	NIA	SC Affiliates, LLC	Ownership	25.0	UnitedHealth Group Incorporated	N	
		00000	46-4898819				SCA SSC Holdings, LLC	DE	NIA	SunSurgery, LLC	Ownership	25.0	UnitedHealth Group Incorporated	N	
		00000	46-4898819				SCA SSC Holdings, LLC	DE	NIA	Surgery Center Holding, LLC	Ownership	25.0	UnitedHealth Group Incorporated	N	
		00000	45-4266502				SCA SSSC Holdings, LLC	DE	NIA	National Surgery Centers, LLC	Ownership	25.0	UnitedHealth Group Incorporated	N	
		00000	45-4266502				SCA SSSC Holdings, LLC	DE	NIA	SC Affiliates, LLC	Ownership	25.0	UnitedHealth Group Incorporated	N	
		00000	45-4266502				SCA SSSC Holdings, LLC	DE	NIA	SunSurgery, LLC	Ownership	25.0	UnitedHealth Group Incorporated	N	
		00000	45-4266502				SCA SSSC Holdings, LLC	DE	NIA	Surgery Center Holding, LLC	Ownership	25.0	UnitedHealth Group Incorporated	N	
		00000	47-5038680				SCA Stonegate Holdings, LLC	DE	NIA	SCA Austin Holdings, LLC	Ownership	100.0	UnitedHealth Group Incorporated	N	
		00000	63-1286887				SCA Surgery Center of Cullman, LLC	DE	NIA	SC Affiliates, LLC	Ownership	100.0	UnitedHealth Group Incorporated	N	
		00000					SCA Surgery Centers, LLC	DE	NIA	National Surgery Centers, LLC	Ownership	100.0	UnitedHealth Group Incorporated	N	
		00000	26-2602268				SCA Surgery Holdings, LLC	DE	NIA	Surgical Care Affiliates, LLC	Ownership	100.0	UnitedHealth Group Incorporated	N	
		00000	75-2501088				SCA Surgicare of Laguna Hills, LLC	DE	NIA	Surgery Center Holding, LLC	Ownership	100.0	UnitedHealth Group Incorporated	N	
		00000	27-2096767				SCA Teammate Support Network	AL	NIA	Surgical Care Affiliates, LLC	Ownership	100.0	UnitedHealth Group Incorporated	N	
		00000	47-1807383				SCA-Alliance, LLC	DE	NIA	SCA Surgery Holdings, LLC	Ownership	100.0	UnitedHealth Group Incorporated	N	
		00000	62-1530120				SCA-Blue Ridge, LLC	DE	NIA	SC Affiliates, LLC	Ownership	100.0	UnitedHealth Group Incorporated	N	
		00000	47-1535510				SCA-Central Florida, LLC	FL	NIA	SC Affiliates, LLC	Ownership	100.0	UnitedHealth Group Incorporated	N	
		00000	58-1709758				SCA-Charleston, LLC	DE	NIA	SCA Surgery Holdings, LLC	Ownership	100.0	UnitedHealth Group Incorporated	N	
		00000	81-3301058				SCA-Chevy Chase, LLC	DE	NIA	SC Affiliates, LLC	Ownership	100.0	UnitedHealth Group Incorporated	N	
		00000	62-1516306				SCA-Citrus, Inc.	TN	NIA	SC Affiliates, LLC	Ownership	100.0	UnitedHealth Group Incorporated	N	
		00000	93-1047471				SCA-Colorado Springs, LLC	DE	NIA	SC Affiliates, LLC	Ownership	100.0	UnitedHealth Group Incorporated	N	
		00000	47-4028383				SCA-Davenport, LLC	DE	NIA	SC Affiliates, LLC	Ownership	100.0	UnitedHealth Group Incorporated	N	
		00000	81-1594261				SCA-Dublin, LLC	DE	NIA	SC Affiliates, LLC	Ownership	100.0	UnitedHealth Group Incorporated	N	
		00000	81-3301305				SCA-Encinitas, Inc.	DE	NIA	Surgical Health, LLC	Ownership	100.0	UnitedHealth Group Incorporated	N	
		00000	62-1541235				SCA-Eugene, Inc.	TN	NIA	SC Affiliates, LLC	Ownership	100.0	UnitedHealth Group Incorporated	N	

## SCHEDULE Y

### PART 1A - DETAIL OF INSURANCE HOLDING COMPANY SYSTEM

Q13.23

1	2	3	4	5	6	7	8	9	10	11	12	13	14	15	16
Group Code	Group Name	NAIC Company Code	ID Number	FEDERAL RSSD	CIK	Name of Securities Exchange if Publicly Traded (U.S. or International)	Names of Parent, Subsidiaries or Affiliates	Domiciliary Location	Relationship to Reporting Entity	Directly Controlled by (Name of Entity / Person)	Type of Control (Ownership, Board, Management, Attorney-in-Fact, Influence, Other)	If Control is Ownership Provide Percentage	Ultimate Controlling Entity(ies) / Person(s)	Is an SCA Filing Required? (Y/N)	*
		00000	62-1551099				SCA-Florence, LLC	DE	NIA	SC Affiliates, LLC	Ownership	100.0	UnitedHealth Group Incorporated	N	
		00000	93-1067967				SCA-Fort Collins, Inc.	CO	NIA	SC Affiliates, LLC	Ownership	100.0	UnitedHealth Group Incorporated	N	
		00000	62-1502719				SCA-Fort Walton, Inc.	TN	NIA	SC Affiliates, LLC	Ownership	100.0	UnitedHealth Group Incorporated	N	
		00000	47-3641516				SCA-Franklin, LLC	DE	NIA	SC Affiliates, LLC	Ownership	100.0	UnitedHealth Group Incorporated	N	
		00000	81-2727879				SCA-Frederick, LLC	DE	NIA	SC Affiliates, LLC	Ownership	100.0	UnitedHealth Group Incorporated	N	
		00000	62-1547690				SCA-Gainesville, LLC	DE	NIA	SC Affiliates, LLC	Ownership	100.0	UnitedHealth Group Incorporated	N	
		00000	81-1956407				SCA-Gladiolus, LLC	DE	NIA	SC Affiliates, LLC	Ownership	100.0	UnitedHealth Group Incorporated	N	
		00000	81-2376695				SCA-Grove Place, LLC	DE	NIA	SC Affiliates, LLC	Ownership	100.0	UnitedHealth Group Incorporated	N	
		00000	47-3466283				SCA-Hagerstown, LLC	DE	NIA	SC Affiliates, LLC	Ownership	100.0	UnitedHealth Group Incorporated	N	
		00000	81-4605501				SCA-Hamden, LLC	DE	NIA	SC Affiliates, LLC	Ownership	100.0	UnitedHealth Group Incorporated	N	
		00000	47-5229514				SCA-Hilton Head, LLC	SC	NIA	SC Affiliates, LLC	Ownership	100.0	UnitedHealth Group Incorporated	N	
		00000	62-1506650				SCA-Honolulu, LLC	DE	NIA	SC Affiliates, LLC	Ownership	100.0	UnitedHealth Group Incorporated	N	
		00000	81-3445356				SCA-Houston Executive, LLC	DE	NIA	SCA Pacific Holdings, Inc.	Ownership	100.0	UnitedHealth Group Incorporated	N	
		00000					SCAI Holdings, LLC	DE	NIA	Collaborative Care Holdings, LLC	Ownership	100.0	UnitedHealth Group Incorporated	N	
		00000	81-4905342				SCAI Holdings, LLC	DE	NIA	Collaborative Care Holdings, LLC	Ownership	100.0	UnitedHealth Group Incorporated	N	
		00000	81-1666861				SCA-Illinois, LLC	DE	NIA	SCA Surgery Holdings, LLC	Ownership	100.0	UnitedHealth Group Incorporated	N	
		00000	81-4292506				SCA-Main Street, LLC	DE	NIA	SC Affiliates, LLC	Ownership	100.0	UnitedHealth Group Incorporated	N	
		00000	47-1751165				SCA-Marina Del Ray LLC	FL	NIA	SC Affiliates, LLC	Ownership	100.0	UnitedHealth Group Incorporated	N	
		00000	62-1184188				SCA-Mecklenburg Development Corp.	NC	NIA	SC Affiliates, LLC	Ownership	100.0	UnitedHealth Group Incorporated	N	
		00000	81-1771410				SCA-Merritt, LLC	DE	NIA	SC Affiliates, LLC	Ownership	100.0	UnitedHealth Group Incorporated	N	
		00000	80-0070617				SCA-Mobile, LLC	DE	NIA	SC Affiliates, LLC	Ownership	100.0	UnitedHealth Group Incorporated	N	
		00000	81-1320467				SCA-Mokena Properties, LLC	DE	NIA	SCA-Mokena, LLC	Ownership	100.0	UnitedHealth Group Incorporated	N	
		00000	81-1065674				SCA-Mokena, LLC	DE	NIA	SC Affiliates, LLC	Ownership	100.0	UnitedHealth Group Incorporated	N	
		00000	62-1506655				SCA-Mt. Pleasant, LLC	DE	NIA	SC Affiliates, LLC	Ownership	100.0	UnitedHealth Group Incorporated	N	
		00000	81-2850365				SCA-Naperville, LLC	DE	NIA	SC Affiliates, LLC	Ownership	100.0	UnitedHealth Group Incorporated	N	

## SCHEDULE Y

### PART 1A - DETAIL OF INSURANCE HOLDING COMPANY SYSTEM

1	2	3	4	5	6	7	8	9	10	11	12	13	14	15	16
Group Code	Group Name	NAIC Company Code	ID Number	FEDERAL RSSD	CIK	Name of Securities Exchange if Publicly Traded (U.S. or International)	Names of Parent, Subsidiaries or Affiliates	Domiciliary Location	Relationship to Reporting Entity	Directly Controlled by (Name of Entity / Person)	Type of Control (Ownership, Board, Management, Attorney-in-Fact, Influence, Other)	If Control is Ownership Provide Percentage	Ultimate Controlling Entity(ies) / Person(s)	Is an SCA Filing Required? (Y/N)	*
		00000	81-1347328				SCA-ND VBP, Inc.	DE	NIA	SC Affiliates, LLC	Ownership	100.0	UnitedHealth Group Incorporated	N	
		00000	47-4418919				SCA-New Jersey, LLC	DE	NIA	SC Affiliates, LLC	Ownership	100.0	UnitedHealth Group Incorporated	N	
		00000	47-1760663				SCA-Newport Beach, LLC	CA	NIA	SC Affiliates, LLC	Ownership	100.0	UnitedHealth Group Incorporated	N	
		00000	62-1589343				SCA-Northeast Georgia Health, LLC	TN	NIA	SCA-Gainesville, LLC	Ownership	51.0	UnitedHealth Group Incorporated	N	
		00000	62-1538850				SCA-Paoli, LLC	DE	NIA	SC Affiliates, LLC	Ownership	100.0	UnitedHealth Group Incorporated	N	0000001
		00000	47-2785908				SCA-Phoenix, LLC	DE	NIA	SC Affiliates, LLC	Ownership	100.0	UnitedHealth Group Incorporated	N	
		00000	81-4304317				SCA-River Valley, LLC	DE	NIA	SC Affiliates, LLC	Ownership	100.0	UnitedHealth Group Incorporated	N	
		00000	47-1647512				SCA-Rockville, LLC	FL	NIA	SC Affiliates, LLC	Ownership	100.0	UnitedHealth Group Incorporated	N	
		00000	81-2963561				SCA-San Diego, Inc.	DE	NIA	Surgical Health, LLC	Ownership	100.0	UnitedHealth Group Incorporated	N	
		00000	94-3138088				SCA-San Luis Obispo, LLC	DE	NIA	SC Affiliates, LLC	Ownership	100.0	UnitedHealth Group Incorporated	N	
		00000	47-1685878				SCA-Sand Lake, LLC	FL	NIA	SC Affiliates, LLC	Ownership	100.0	UnitedHealth Group Incorporated	N	
		00000	88-0185362				SCA-Santa Rosa, Inc.	NV	NIA	SC Affiliates, LLC	Ownership	100.0	UnitedHealth Group Incorporated	N	
		00000	62-1179532				SCA-Shelby Development Corp.	TN	NIA	SC Affiliates, LLC	Ownership	100.0	UnitedHealth Group Incorporated	N	
		00000	81-3300613				SCA-Somerset, LLC	DE	NIA	SCA Surgery Holdings, LLC	Ownership	100.0	UnitedHealth Group Incorporated	N	
		00000	22-3117714				SCA-South Jersey, LLC	DE	NIA	SC Affiliates, LLC	Ownership	100.0	UnitedHealth Group Incorporated	N	
		00000	20-3148262				SCA-Sovereign Santa Monica, LLC	DE	NIA	National Surgery Centers-Santa Monica, LLC	Ownership	100.0	UnitedHealth Group Incorporated	N	
		00000	47-2676325				SCA-Sparta, LLC	DE	NIA	SC Affiliates, LLC	Ownership	100.0	UnitedHealth Group Incorporated	N	
		00000	47-4106989				SCA-St. Louis, LLC	MO	NIA	Surgical Health, LLC	Ownership	100.0	UnitedHealth Group Incorporated	N	
		00000	47-2890788				SCA-Wilson, LLC	DE	NIA	SCA Surgery Holdings, LLC	Ownership	100.0	UnitedHealth Group Incorporated	N	
		00000	81-1159878				SCA-Winchester, LLC	DE	NIA	SC Affiliates, LLC	Ownership	100.0	UnitedHealth Group Incorporated	N	
		00000	62-1525777				SCA-Winter Park, Inc.	TN	NIA	SC Affiliates, LLC	Ownership	100.0	UnitedHealth Group Incorporated	N	
		00000	27-2635371				SCP Specialty Infusion, LLC	DE	NIA	BriovaRx Infusion Services, Inc.	Ownership	100.0	UnitedHealth Group Incorporated	N	
		00000	88-0492251				ScripNet, LLC	DE	NIA	Healthcare Solutions, Inc.	Ownership	100.0	UnitedHealth Group Incorporated	N	
		00000	98-1097822				ScriptSwitch Limited	GBR	NIA	Optum UK Solutions Group Limited	Ownership	100.0	UnitedHealth Group Incorporated	N	
		00000	98-1202716				Seisa Serviços Integrados de Saúde Ltda.	BRA	NIA	Amil Assistência Médica Internacional S.A.	Ownership	100.0	UnitedHealth Group Incorporated	N	

Q13.24

## SCHEDULE Y

### PART 1A - DETAIL OF INSURANCE HOLDING COMPANY SYSTEM

1	2	3	4	5	6	7	8	9	10	11	12	13	14	15	16
Group Code	Group Name	NAIC Company Code	ID Number	FEDERAL RSSD	CIK	Name of Securities Exchange if Publicly Traded (U.S. or International)	Names of Parent, Subsidiaries or Affiliates	Domiciliary Location	Relationship to Reporting Entity	Directly Controlled by (Name of Entity / Person)	Type of Control (Ownership, Board, Management, Attorney-in-Fact, Influence, Other)	If Control is Ownership Provide Percentage	Ultimate Controlling Entity(ies) / Person(s)	Is an SCA Filing Required? (Y/N)	*
0707	UnitedHealth Group Incorporated	00000	98-1202716				Seisa Serviços Integrados de Saúde Ltda.	BRA	NIA	Cemed Care - Empresa de Atendimento Clínico Geral Ltda.	Ownership	0.0	UnitedHealth Group Incorporated	N	
		00000	20-4763091				Senior Care Partners, Inc.	IL	NIA	North American Medical Management - Illinois, Inc.	Ownership	100.0	UnitedHealth Group Incorporated	N	
		00000	27-1533951			0001487203	Serquinox Holdings LLC	DE	NIA	BriovaRx Infusion Services, Inc.	Ownership	100.0	UnitedHealth Group Incorporated	N	
		00000	27-1533840				Serquinox LLC	DE	NIA	Serquinox Holdings LLC	Ownership	100.0	UnitedHealth Group Incorporated	N	
		00000	58-1978974				SHC Atlanta, LLC	DE	NIA	Surgical Health, LLC	Ownership	100.0	UnitedHealth Group Incorporated	N	
		00000	58-2013443				SHC Austin, Inc.	TX	NIA	Surgical Health, LLC	Ownership	100.0	UnitedHealth Group Incorporated	N	
		00000	58-2062812				SHC Hawthorn, Inc.	IL	NIA	Surgical Health, LLC	Ownership	100.0	UnitedHealth Group Incorporated	N	
		00000	58-2101924				SHC Melbourne, Inc.	DE	NIA	Surgical Health, LLC	Ownership	100.0	UnitedHealth Group Incorporated	N	
		00000	62-1223273				Shelby Surgery Properties, Inc.	TN	NIA	SC Affiliates, LLC	Ownership	100.0	UnitedHealth Group Incorporated	N	
		71420	94-0734860				Sierra Health and Life Insurance Company, Inc.	NV	IA	Sierra Health Services, Inc.	Ownership	100.0	UnitedHealth Group Incorporated	N	
		00000	88-0200415			0000754009	Sierra Health Services, Inc.	NV	NIA	UnitedHealthcare, Inc.	Ownership	100.0	UnitedHealth Group Incorporated	N	
		00000	88-0254322				Sierra Health-Care Options, Inc.	NV	NIA	Sierra Health Services, Inc.	Ownership	100.0	UnitedHealth Group Incorporated	N	
		00000	88-0385705				Sierra Home Medical Products, Inc.	NV	NIA	Sierra Health Services, Inc.	Ownership	100.0	UnitedHealth Group Incorporated	N	
		00000	88-0264562				Sierra Nevada Administrators, Inc.	NV	NIA	Sierra Health Services, Inc.	Ownership	100.0	UnitedHealth Group Incorporated	N	
		00000	20-3741084				Sirona Infusion, L.L.C.	AZ	NIA	SCP Specialty Infusion, LLC	Ownership	100.0	UnitedHealth Group Incorporated	N	
		00000	20-8433398				Somerset Outpatient Surgery, L.L.C.	NJ	NIA	SCA-Somerset, LLC	Ownership	60.0	UnitedHealth Group Incorporated	N	0000001
		00000	88-0201420				Southwest Medical Associates, Inc.	NV	NIA	Sierra Health Services, Inc.	Ownership	100.0	UnitedHealth Group Incorporated	N	
		00000	38-2609888				Southwest Michigan Health Network Inc.	MI	NIA	UnitedHealthcare, Inc.	Ownership	100.0	UnitedHealth Group Incorporated	N	
		00000	36-4369359				Southwest Surgery Center, LLC	IL	NIA	SCA-Mokena, LLC	Ownership	60.0	UnitedHealth Group Incorporated	N	0000001
		00000	77-0458353				Southwest Surgical Center of Bakersfield, L.P.	CA	NIA	Bakersfield Physicians Plaza Surgical Center, L.P.	Ownership	99.0	UnitedHealth Group Incorporated	N	0000004
00000	75-2516426				Space Coast Surgery Center, Ltd.	FL	NIA	SCA-Merritt, LLC	Ownership	50.1	UnitedHealth Group Incorporated	N	0000001		
00000	55-0790742				Specialists in Urology Surgery Center, LLC	FL	NIA	SCA Specialists of Florida, LLC	Ownership	60.0	UnitedHealth Group Incorporated	N	0000001		
00000	62-1490063				Specialized Surgery of Houston, Inc.	TX	NIA	Surgical Health, LLC	Ownership	100.0	UnitedHealth Group Incorporated	N			
00000	41-1921983				Specialty Benefits, LLC	DE	NIA	United HealthCare Services, Inc.	Ownership	100.0	UnitedHealth Group Incorporated	N			
00000	20-3412545				Specialty Surgical Center, LLC	NJ	NIA	SCA-Sparta, LLC	Ownership	57.4	UnitedHealth Group Incorporated	N	0000001		

Q13.25

## SCHEDULE Y

### PART 1A - DETAIL OF INSURANCE HOLDING COMPANY SYSTEM

1	2	3	4	5	6	7	8	9	10	11	12	13	14	15	16
Group Code	Group Name	NAIC Company Code	ID Number	FEDERAL RSSD	CIK	Name of Securities Exchange if Publicly Traded (U.S. or International)	Names of Parent, Subsidiaries or Affiliates	Domiciliary Location	Relationship to Reporting Entity	Directly Controlled by (Name of Entity / Person)	Type of Control (Ownership, Board, Management, Attorney-in-Fact, Influence, Other)	If Control is Ownership Provide Percentage	Ultimate Controlling Entity(ies) / Person(s)	Is an SCA Filing Required? (Y/N)	*
		00000	71-0886811				Spectera of New York, IPA, Inc.	NY	NIA	Spectera, Inc.	Ownership	100.0	UnitedHealth Group Incorporated	N	
		00000	52-1260282				Spectera, Inc.	MD	NIA	Specialty Benefits, LLC	Ownership	100.0	UnitedHealth Group Incorporated	N	
		00000	81-1387232				SPINETRACK 20/20 Inc.		NIA	SCA-ND VBP, Inc.	Ownership	100.0	UnitedHealth Group Incorporated	N	
		00000					Sports and Spinal Physical Therapy, Inc.	DC	NIA	Orthology, Inc.	Ownership	100.0	UnitedHealth Group Incorporated	N	
		00000	46-5587702				Spotlite, Inc.	DE	NIA	Rally Health, Inc.	Ownership	100.0	UnitedHealth Group Incorporated	N	
		00000	62-1770924				SRPS, LLC	DE	NIA	Progressive Solutions, LLC	Ownership	100.0	UnitedHealth Group Incorporated	N	
		00000	41-1348916				St. Cloud Surgical Center, LLC	DE	NIA	Surgery Center Holding, LLC	Ownership	100.0	UnitedHealth Group Incorporated	N	
		00000	20-1211544				Stonegate Surgery Center, L.P.	TX	NIA	SCA Stonegate Holdings, LLC	Ownership	52.4	UnitedHealth Group Incorporated	N	0000001
		00000	90-0884047				Summit Home Infusion, LLC	DE	NIA	BriovaRx Infusion Services, Inc.	Ownership	100.0	UnitedHealth Group Incorporated	N	
		00000	06-1082848				SunSurgery, LLC	DE	NIA	Surgical Care Affiliates, LLC	Ownership	100.0	UnitedHealth Group Incorporated	N	
		00000	62-1739361				Surgery Center Holding, LLC	DE	NIA	Surgical Care Affiliates, LLC	Ownership	100.0	UnitedHealth Group Incorporated	N	
		00000	45-0581955				Surgery Center of Athens, LLC	GA	NIA	Athens ASC Holdings, LLC	Ownership	100.0	UnitedHealth Group Incorporated	N	
		00000	62-1509341				Surgery Center of Boca Raton, Inc.	FL	NIA	Surgical Health, LLC	Ownership	100.0	UnitedHealth Group Incorporated	N	
		00000	62-1506370				Surgery Center of Clarksville, L.P.	TN	NIA	SCA of Clarksville, Inc.	Ownership	51.0	UnitedHealth Group Incorporated	N	0000001
		00000	63-1214140				Surgery Center of Colorado Springs, LLC	DE	NIA	SC Affiliates, LLC	Ownership	100.0	UnitedHealth Group Incorporated	N	
		00000	42-1166764				Surgery Center of Des Moines, LLC	DE	NIA	Surgery Center Holding, LLC	Ownership	100.0	UnitedHealth Group Incorporated	N	
		00000	72-1349752				Surgery Center of Easton, LLC	DE	NIA	SC Affiliates, LLC	Ownership	100.0	UnitedHealth Group Incorporated	N	
		00000	62-1179537				Surgery Center of Louisville, LLC	DE	NIA	SC Affiliates, LLC	Ownership	100.0	UnitedHealth Group Incorporated	N	
		00000	63-1231944				Surgery Center of Maui, LLC	DE	NIA	SC Affiliates, LLC	Ownership	100.0	UnitedHealth Group Incorporated	N	
		00000	63-1194204				Surgery Center of Muskogee, LLC	DE	NIA	SC Affiliates, LLC	Ownership	100.0	UnitedHealth Group Incorporated	N	
		00000	11-3701564				Surgery Center of Rockville, L.L.C.	MD	NIA	SCA-Rockville, LLC	Ownership	59.0	UnitedHealth Group Incorporated	N	0000001
		00000	63-1212214				Surgery Center of Southern Pines, LLC	DE	NIA	Surgery Center Holding, LLC	Ownership	100.0	UnitedHealth Group Incorporated	N	
		00000	63-1184216				Surgery Center of Summerlin, LLC	DE	NIA	SC Affiliates, LLC	Ownership	100.0	UnitedHealth Group Incorporated	N	
		00000	62-1491963				Surgery Center of Vero Beach, Inc.	TN	NIA	Surgical Health, LLC	Ownership	100.0	UnitedHealth Group Incorporated	N	
		00000	26-1767806				Surgery Center of Wilson, LLC	NC	NIA	SCA-Wilson, LLC	Ownership	76.5	UnitedHealth Group Incorporated	N	0000001

Q13.26

## SCHEDULE Y

### PART 1A - DETAIL OF INSURANCE HOLDING COMPANY SYSTEM

1	2	3	4	5	6	7	8	9	10	11	12	13	14	15	16
Group Code	Group Name	NAIC Company Code	ID Number	FEDERAL RSSD	CIK	Name of Securities Exchange if Publicly Traded (U.S. or International)	Names of Parent, Subsidiaries or Affiliates	Domiciliary Location	Relationship to Reporting Entity	Directly Controlled by (Name of Entity / Person)	Type of Control (Ownership, Board, Management, Attorney-in-Fact, Influence, Other)	If Control is Ownership Provide Percentage	Ultimate Controlling Entity(ies) / Person(s)	Is an SCA Filing Required? (Y/N)	*
		00000	36-3562598				Surgery Centers of Des Moines, Ltd., an IA Limited Partnership	IA	NIA	Surgery Center of Des Moines, LLC	Ownership	51.0	UnitedHealth Group Incorporated	N	0000001
		00000	68-0282268				Surgery Centers-West Holdings, LLC	DE	NIA	Surgical Care Affiliates, LLC	Ownership	100.0	UnitedHealth Group Incorporated	N	
		00000	33-1187498				Surgical Care Affiliates Political Action Committee	AL	NIA	Surgical Care Affiliates, LLC	Ownership	100.0	UnitedHealth Group Incorporated	N	
		00000	20-8922307				Surgical Care Affiliates, LLC	DE	NIA	SCAI Holdings, LLC	Ownership	100.0	UnitedHealth Group Incorporated	N	
		00000	46-2971080				Surgical Care Partners of Melbourne, LLC	DE	NIA	SHC Melbourne, Inc.	Ownership	68.3	UnitedHealth Group Incorporated	N	0000001
		00000	22-2709324				Surgical Center of South Jersey, Limited Partnership	NJ	NIA	SCA-South Jersey, LLC	Ownership	51.0	UnitedHealth Group Incorporated	N	0000001
		00000	63-1138507				Surgical Center of Tuscaloosa Holdings, LLC	AL	NIA	Surgical Care Affiliates, LLC	Ownership	100.0	UnitedHealth Group Incorporated	N	
		00000	58-1997354				Surgical Health of Orlando, Inc.	FL	NIA	Surgical Health, LLC	Ownership	100.0	UnitedHealth Group Incorporated	N	
		00000	58-1941168				Surgical Health, LLC	DE	NIA	Surgical Care Affiliates, LLC	Ownership	100.0	UnitedHealth Group Incorporated	N	
		00000	26-5429310				Surgical Holdings, Inc.	DE	NIA	Surgical Care Affiliates, LLC	Ownership	100.0	UnitedHealth Group Incorporated	N	
		00000	27-0168681				Surgical Hospital Holdings of Oklahoma, LLC	DE	NIA	SCA Surgery Holdings, LLC	Ownership	100.0	UnitedHealth Group Incorporated	N	
		00000	73-1521890				Surgical Hospital of Oklahoma, L.L.C.	OK	NIA	Surgical Hospital Holdings of Oklahoma, LLC	Ownership	56.0	UnitedHealth Group Incorporated	N	
		00000					Surgical Properties of Houston, Inc.	TX	NIA	Specialized Surgery of Houston, Inc.	Ownership	100.0	UnitedHealth Group Incorporated	N	0000001
		00000	75-2157730				Surgicare of Belleville, LLC	DE	NIA	Surgery Center Holding, LLC	Ownership	100.0	UnitedHealth Group Incorporated	N	
		00000	64-0629000				Surgicare of Jackson, LLC	DE	NIA	Surgery Center Holding, LLC	Ownership	100.0	UnitedHealth Group Incorporated	N	
		00000	75-2287141				Surgicare of Joliet, Inc.	IL	NIA	Surgery Center Holding, LLC	Ownership	100.0	UnitedHealth Group Incorporated	N	
		00000	75-2501191				Surgicare of La Veta, Inc.	CA	NIA	Surgery Centers-West Holdings, LLC	Ownership	100.0	UnitedHealth Group Incorporated	N	
		00000	41-1437636				Surgicare of Minneapolis, LLC	DE	NIA	Surgery Center Holding, LLC	Ownership	100.0	UnitedHealth Group Incorporated	N	
		00000	41-1624905				Surgicare of Minneapolis, Ltd., a MN Limited Partnership	MN	NIA	Surgicare of Minneapolis, LLC	Ownership	50.0	UnitedHealth Group Incorporated	N	0000001
		00000	75-2459713				Surgicare of Mobile, LLC	DE	NIA	Surgery Center Holding, LLC	Ownership	100.0	UnitedHealth Group Incorporated	N	
		00000	75-2448926				Surgicare of Oceanside, Inc.	CA	NIA	Surgery Center Holding, LLC	Ownership	100.0	UnitedHealth Group Incorporated	N	
		00000	75-2184730				Surgicare of Owensboro, LLC	DE	NIA	Surgery Center Holding, LLC	Ownership	100.0	UnitedHealth Group Incorporated	N	
		00000	75-2200171				Surgicare of Salem, LLC	DE	NIA	Surgery Center Holding, LLC	Ownership	100.0	UnitedHealth Group Incorporated	N	
		00000	95-3329855				Surgicenters of Southern California, Inc.	CA	NIA	Surgery Center Holding, LLC	Ownership	100.0	UnitedHealth Group Incorporated	N	
		00000					SXC Comet, LLC	DE	NIA	OptumRx Administrative Services, LLC	Ownership	100.0	UnitedHealth Group Incorporated	N	

Q13.27

# SCHEDULE Y

## PART 1A - DETAIL OF INSURANCE HOLDING COMPANY SYSTEM

1	2	3	4	5	6	7	8	9	10	11	12	13	14	15	16	
Group Code	Group Name	NAIC Company Code	ID Number	FEDERAL RSSD	CIK	Name of Securities Exchange if Publicly Traded (U.S. or International)	Names of Parent, Subsidiaries or Affiliates	Domiciliary Location	Relationship to Reporting Entity	Directly Controlled by (Name of Entity / Person)	Type of Control (Ownership, Board, Management, Attorney-in-Fact, Influence, Other)	If Control is Ownership Provide Percentage	Ultimate Controlling Entity(ies) / Person(s)	Is an SCA Filing Required? (Y/N)	*	
0707	UnitedHealth Group Incorporated	00000	46-1536748				Symphonix Health Holdings, LLC	DE	NIA	United HealthCare Services, Inc.	Ownership	100.0	UnitedHealth Group Incorporated	N		
		8454900000	38-2044243				Symphonix Health Insurance, Inc. TeamMD Holdings, Inc.	IL DE	IA NIA	Symphonix Health Holdings, LLC AmeriChoice Corporation	Ownership Ownership	100.0 100.0	UnitedHealth Group Incorporated UnitedHealth Group Incorporated	N N		
		00000					TeamMD Iowa, Inc.	DE	NIA	TeamMD Holdings, Inc.	Ownership	100.0	UnitedHealth Group Incorporated	N		
		00000	35-2584893				TeamMD Physicians of Texas, Inc.	TX	NIA	TeamMD Holdings, Inc.	Ownership	100.0	UnitedHealth Group Incorporated	N		
		00000	56-1970224			0001284028	The Lewin Group, Inc.	NC	NIA	Optum Public Sector Solutions, Inc.	Ownership	100.0	UnitedHealth Group Incorporated	N		
		00000	72-1349755				The Surgery Center of Easton, L.P.	TN	NIA	Surgery Center of Easton, LLC	Ownership	57.0	UnitedHealth Group Incorporated	N	0000001	
		00000	26-1479919				Thomas Johnson Surgery Center, LLC	MD	NIA	SCA-Frederick, LLC	Ownership	60.0	UnitedHealth Group Incorporated	N	0000001	
		00000	77-0367271				Thousand Oaks Endoscopy Center, LLC	CA	NIA	Endoscopy Center Affiliates, Inc.	Ownership	56.4	UnitedHealth Group Incorporated	N	0000001	
		00000	25-1825549				Three Rivers Holdings, Inc.	DE	NIA	AmeriChoice Corporation	Ownership	100.0	UnitedHealth Group Incorporated	N		
		00000	63-1194203				Three Rivers Surgical Care, L.P.	TN	NIA	Muskogee Surgical Investors, LLC	Ownership	51.0	UnitedHealth Group Incorporated	N	0000001	
		00000	59-3143128				Tmesys, LLC	FL	NIA	PMSI Holdings, LLC	Ownership	100.0	UnitedHealth Group Incorporated	N		
		00000	98-1287904				Topimagem Diagnóstico por Imagem Ltda.	BRA	NIA	Esho Empresa de Serviços Hospitalares S.A.	Ownership	89.0	UnitedHealth Group Incorporated	N	0000002	
		00000	52-1431155				Travel Express Incorporated	MD	NIA	FrontierMEDEX, Inc.	Ownership	100.0	UnitedHealth Group Incorporated	N		
		00000	20-4963945				Trinity Infusion, Inc.	NC	NIA	Ambient Healthcare, Inc.	Ownership	100.0	UnitedHealth Group Incorporated	N		
		00000	94-3077084				U.S. Behavioral Health Plan, California	CA	IA	United Behavioral Health	Ownership	100.0	UnitedHealth Group Incorporated	N		
		00000	98-1113428				UHC Global Health Services BC Ltd.	CAN	NIA	UnitedHealthcare Global Canada Limited	Ownership	100.0	UnitedHealth Group Incorporated	N		
		00000	41-1913059				UHC International Services, Inc.	DE	NIA	UnitedHealth Group Incorporated	Ownership	100.0	UnitedHealth Group Incorporated	N		
		00000	95-2931460				0001225831	UHC of California	CA	IA	United HealthCare Services, Inc.	Ownership	100.0	UnitedHealth Group Incorporated	N	
		00000	98-1122490					UHG Brasil Participações S.A.	BRA	NIA	Polar II Fundo de Investimento em Participações Multiestrategia	Ownership	100.0	UnitedHealth Group Incorporated	N	
		00000	41-1921008					UHIC Holdings, Inc.	DE	NIA	United HealthCare Services, Inc.	Ownership	100.0	UnitedHealth Group Incorporated	N	
00000	39-1995276					UMR, Inc.	DE	NIA	United HealthCare Services, Inc.	Ownership	100.0	UnitedHealth Group Incorporated	N			
0707	UnitedHealth Group Incorporated	91529	52-1996029				Unimerica Insurance Company	WI	IA	OptumHealth Holdings, LLC	Ownership	100.0	UnitedHealth Group Incorporated	N		
0707	UnitedHealth Group Incorporated	1159600000	01-0637149 25-1877716				Unimerica Life Insurance Company of New York Unison Administrative Services, LLC	NY PA	IA NIA	UnitedHealthcare Insurance Company Three Rivers Holdings, Inc.	Ownership Ownership	100.0 100.0	UnitedHealth Group Incorporated UnitedHealth Group Incorporated	N N		

Q13.28

## SCHEDULE Y

### PART 1A - DETAIL OF INSURANCE HOLDING COMPANY SYSTEM

1	2	3	4	5	6	7	8	9	10	11	12	13	14	15	16
Group Code	Group Name	NAIC Company Code	ID Number	FEDERAL RSSD	CIK	Name of Securities Exchange if Publicly Traded (U.S. or International)	Names of Parent, Subsidiaries or Affiliates	Domiciliary Location	Relationship to Reporting Entity	Directly Controlled by (Name of Entity / Person)	Type of Control (Ownership, Board, Management, Attorney-in-Fact, Influence, Other)	If Control is Ownership Provide Percentage	Ultimate Controlling Entity(ies) / Person(s)	Is an SCA Filing Required? (Y/N)	*
		00000	20-5917714				Unison Health Plan of Delaware, Inc. ....	DE	IA	Three Rivers Holdings, Inc. ....	Ownership	100.0	UnitedHealth Group Incorporated	N	
		00000	94-2649097				United Behavioral Health	CA	NIA	OptumHealth Holdings, LLC	Ownership	100.0	UnitedHealth Group Incorporated	N	
		00000	41-1868911				United Behavioral Health of New York, I.P.A., Inc.	NY	NIA	United Behavioral Health	Ownership	100.0	UnitedHealth Group Incorporated	N	
		00000	41-1941615				United Health Foundation	MN	NIA	UnitedHealth Group Incorporated	Ownership	100.0	UnitedHealth Group Incorporated	N	
		00000	41-1289245	003410132	0001310133		United HealthCare Services, Inc.	MN	UDP	UnitedHealth Group Incorporated	Ownership	100.0	UnitedHealth Group Incorporated	N	
		00000	30-0318238				United Resource Networks IPA of New York, Inc.	NY	NIA	OptumHealth Care Solutions, LLC	Ownership	100.0	UnitedHealth Group Incorporated	N	
		00000	01-0538317				UnitedHealth Advisors, LLC	ME	NIA	United HealthCare Services, Inc.	Ownership	100.0	UnitedHealth Group Incorporated	N	
		00000	98-1097761				UnitedHealth Group Global Healthcare Services Limited	IRL	NIA	Optum Global Solutions International B.V.	Ownership	100.0	UnitedHealth Group Incorporated	N	
		00000	41-1321939	004665014	0000731766	New York Stock Exchange	UnitedHealth Group Incorporated	DE	UIP					N	
		00000	98-1079826				UnitedHealth Group International GP	CYM	NIA	UnitedHealth Group Incorporated	Ownership	100.0	UnitedHealth Group Incorporated	N	
		00000	98-1080118				UnitedHealth Group International L.P.	CYM	NIA	UnitedHealth Group International GP	Ownership	85.0	UnitedHealth Group Incorporated	N	
		00000	98-1080118				UnitedHealth Group International L.P.	CYM	NIA	FMG Holdings, LLC	Ownership	14.8	UnitedHealth Group Incorporated	N	
		00000	98-1080118				UnitedHealth Group International L.P.	CYM	NIA	Hygeia Corporation	Ownership	0.2	UnitedHealth Group Incorporated	N	
		00000	46-3311984				UnitedHealth Group Ventures, LLC	DE	NIA	UnitedHealth Group Incorporated	Ownership	100.0	UnitedHealth Group Incorporated	N	
		00000	41-1917398				UnitedHealth International, Inc.	DE	NIA	UnitedHealth Group Incorporated	Ownership	100.0	UnitedHealth Group Incorporated	N	
		00000	26-2574977				UnitedHealth Military & Veterans Services, LLC	DE	NIA	United HealthCare Services, Inc.	Ownership	100.0	UnitedHealth Group Incorporated	N	
		00000	98-0559902				UnitedHealth UK Limited	GBR	NIA	Optum Solutions UK Holdings Limited	Ownership	100.0	UnitedHealth Group Incorporated	N	
0707	UnitedHealth Group Incorporated	95174 00000	33-0115163 47-3221444		0001225840		UnitedHealthcare Benefits of Texas, Inc. UnitedHealthcare Benefits Plan of California	TX CA	IA IA	United HealthCare Services, Inc. United HealthCare Services, Inc.	Ownership Ownership	100.0 100.0	UnitedHealth Group Incorporated UnitedHealth Group Incorporated	N N	
		00000	46-4348775				UnitedHealthcare Community Plan of California, Inc.	CA	IA	United HealthCare Services, Inc.	Ownership	100.0	UnitedHealth Group Incorporated	N	
0707	UnitedHealth Group Incorporated	13168	26-2688274				UnitedHealthcare Community Plan of Georgia, Inc.	GA	IA	AmeriChoice Corporation	Ownership	100.0	UnitedHealth Group Incorporated	N	
0707	UnitedHealth Group Incorporated	12323	56-2451429				UnitedHealthcare Community Plan of Ohio, Inc.	OH	IA	Three Rivers Holdings, Inc.	Ownership	100.0	UnitedHealth Group Incorporated	N	
0707	UnitedHealth Group Incorporated	11141	91-2008361				UnitedHealthcare Community Plan of Texas, L.L.C.	TX	IA	Ovations, Inc.	Ownership	100.0	UnitedHealth Group Incorporated	N	
		95467 00000	38-3204052 98-1200034				UnitedHealthcare Community Plan, Inc. UnitedHealthcare Consulting & Assistance Service (Beijing) Co., Ltd.	MI CHN	IA NIA	AmeriChoice Corporation UnitedHealthcare International I B.V.	Ownership Ownership	100.0 100.0	UnitedHealth Group Incorporated UnitedHealth Group Incorporated	N N	

Q13.29

# SCHEDULE Y

## PART 1A - DETAIL OF INSURANCE HOLDING COMPANY SYSTEM

1	2	3	4	5	6	7	8	9	10	11	12	13	14	15	16
Group Code	Group Name	NAIC Company Code	ID Number	FEDERAL RSSD	CIK	Name of Securities Exchange if Publicly Traded (U.S. or International)	Names of Parent, Subsidiaries or Affiliates	Domiciliary Location	Relationship to Reporting Entity	Directly Controlled by (Name of Entity / Person)	Type of Control (Ownership, Board, Management, Attorney-in-Fact, Influence, Other)	If Control is Ownership Provide Percentage	Ultimate Controlling Entity(ies) / Person(s)	Is an SCA Filing Required? (Y/N)	*
		00000	98-1199879				UnitedHealthcare Europe S.á r.l.	LUX	NIA	UnitedHealthcare International I S.á r.l.	Ownership	100.0	UnitedHealth Group Incorporated	N	
		00000	98-1104429				UnitedHealthcare Global Canada Limited	CAN	NIA	UnitedHealthcare International I B.V.	Ownership	100.0	UnitedHealth Group Incorporated	N	
		00000	98-1029201				UnitedHealthcare Global Medical (UK) Limited	GBR	NIA	UnitedHealthcare International I B.V.	Ownership	100.0	UnitedHealth Group Incorporated	N	
		00000	98-1099116				UnitedHealthcare India Private Limited	IND	NIA	UnitedHealthcare International II B.V.	Ownership	100.0	UnitedHealth Group Incorporated	N	
		00000	98-1099116				UnitedHealthcare India Private Limited	IND	NIA	UnitedHealth International, Inc.	Ownership	0.0	UnitedHealth Group Incorporated	N	
0707	UnitedHealth Group Incorporated	79413	36-2739571				UnitedHealthcare Insurance Company	CT	IA	UHC Holdings, Inc.	Ownership	100.0	UnitedHealth Group Incorporated	N	
0707	UnitedHealth Group Incorporated	60318	36-3800349				UnitedHealthcare Insurance Company of Illinois	IL	IA	UnitedHealthcare Insurance Company	Ownership	100.0	UnitedHealth Group Incorporated	N	
0707	UnitedHealth Group Incorporated	60093	11-3283886				UnitedHealthcare Insurance Company of New York	NY	IA	UnitedHealthcare Insurance Company	Ownership	100.0	UnitedHealth Group Incorporated	N	
0707	UnitedHealth Group Incorporated	12231	20-1902768				UnitedHealthcare Insurance Company of the River Valley	IL	IA	UnitedHealthcare Services Company of the River Valley, Inc.	Ownership	100.0	UnitedHealth Group Incorporated	N	
		00000	86-0618309				UnitedHealthcare Integrated Services, Inc.	AZ	IA	Ovations, Inc.	Ownership	100.0	UnitedHealth Group Incorporated	N	
		00000	41-1988797				UnitedHealthcare International Asia, LLC	DE	NIA	UnitedHealth Group Incorporated	Ownership	100.0	UnitedHealth Group Incorporated	N	
		00000	98-1100512				UnitedHealthcare International I B.V.	NLD	NIA	UnitedHealth Group International L.P.	Ownership	100.0	UnitedHealth Group Incorporated	N	
		00000	98-1079595				UnitedHealthcare International I S.á r.l.	LUX	NIA	UnitedHealth Group International L.P.	Ownership	100.0	UnitedHealth Group Incorporated	N	
		00000	98-1100980				UnitedHealthcare International II B.V.	NLD	NIA	UnitedHealthcare Europe S.á r.l.	Ownership	100.0	UnitedHealth Group Incorporated	N	
		00000	98-1079459				UnitedHealthcare International II S.á r.l.	LUX	NIA	UnitedHealthcare Europe S.á r.l.	Ownership	100.0	UnitedHealth Group Incorporated	N	
		00000	98-1340853				UnitedHealthcare International III B.V.	NLD	NIA	UnitedHealthcare International II B.V.	Ownership	100.0	UnitedHealth Group Incorporated	N	
		00000	98-1077436				UnitedHealthcare International III S.á r.l.	LUX	NIA	UnitedHealthcare Europe S.á r.l.	Ownership	70.0	UnitedHealth Group Incorporated	N	
		00000	98-1077436				UnitedHealthcare International III S.á r.l.	LUX	NIA	UnitedHealthcare International II S.á r.l.	Ownership	30.0	UnitedHealth Group Incorporated	N	
		00000	98-1080926				UnitedHealthcare International IV S.á r.l.	LUX	NIA	UnitedHealthcare International III B.V.	Ownership	100.0	UnitedHealth Group Incorporated	N	
		00000	98-1257473				UnitedHealthcare International V S.á r.l.	LUX	NIA	Optum Global Solutions (Ireland) Limited	Ownership	100.0	UnitedHealth Group Incorporated	N	
0707	UnitedHealth Group Incorporated	97179	86-0207231				UnitedHealthcare Life Insurance Company	WI	IA	Golden Rule Financial Corporation	Ownership	100.0	UnitedHealth Group Incorporated	N	
0707	UnitedHealth Group Incorporated	95784	63-0899562				UnitedHealthcare of Alabama, Inc.	AL	IA	UnitedHealthcare, Inc.	Ownership	100.0	UnitedHealth Group Incorporated	N	
0707	UnitedHealth Group Incorporated	96016	86-0507074				UnitedHealthcare of Arizona, Inc.	AZ	IA	UnitedHealthcare, Inc.	Ownership	100.0	UnitedHealth Group Incorporated	N	
0707	UnitedHealth Group Incorporated	95446	63-1036819				UnitedHealthcare of Arkansas, Inc.	AR	IA	UnitedHealthcare, Inc.	Ownership	100.0	UnitedHealth Group Incorporated	N	
0707	UnitedHealth Group Incorporated	95090	84-1004639				UnitedHealthcare of Colorado, Inc.	CO	IA	UnitedHealthcare, Inc.	Ownership	100.0	UnitedHealth Group Incorporated	N	

Q13.30

# SCHEDULE Y

## PART 1A - DETAIL OF INSURANCE HOLDING COMPANY SYSTEM

1	2	3	4	5	6	7	8	9	10	11	12	13	14	15	16
Group Code	Group Name	NAIC Company Code	ID Number	FEDERAL RSSD	CIK	Name of Securities Exchange if Publicly Traded (U.S. or International)	Names of Parent, Subsidiaries or Affiliates	Domiciliary Location	Relationship to Reporting Entity	Directly Controlled by (Name of Entity / Person)	Type of Control (Ownership, Board, Management, Attorney-in-Fact, Influence, Other)	If Control is Ownership Provide Percentage	Ultimate Controlling Entity(ies) / Person(s)	Is an SCA Filing Required? (Y/N)	*
0707	UnitedHealth Group Incorporated	95264	59-1293865				UnitedHealthcare of Florida, Inc.	FL	IA	UnitedHealthcare, Inc.	Ownership	100.0	UnitedHealth Group Incorporated	N	
0707	UnitedHealth Group Incorporated	95850	58-1653544				UnitedHealthcare of Georgia, Inc.	GA	IA	UnitedHealthcare, Inc.	Ownership	100.0	UnitedHealth Group Incorporated	N	
0707	UnitedHealth Group Incorporated	95776	36-3280214				UnitedHealthcare of Illinois, Inc.	IL	IA	UnitedHealthcare, Inc.	Ownership	100.0	UnitedHealth Group Incorporated	N	
0707	UnitedHealth Group Incorporated	96644	62-1240316				UnitedHealthcare of Kentucky, Ltd.	KY	IA	United HealthCare Services, Inc.	Ownership	94.2	UnitedHealth Group Incorporated	N	0000007
0707	UnitedHealth Group Incorporated	96644	62-1240316				UnitedHealthcare of Kentucky, Ltd.	KY	IA	UnitedHealthcare, Inc.	Ownership	5.8	UnitedHealth Group Incorporated	N	0000007
0707	UnitedHealth Group Incorporated	95833	72-1074008				UnitedHealthcare of Louisiana, Inc.	LA	IA	UnitedHealthcare, Inc.	Ownership	100.0	UnitedHealth Group Incorporated	N	
0707	UnitedHealth Group Incorporated	95716	63-1036817				UnitedHealthcare of Mississippi, Inc.	MS	IA	UnitedHealthcare, Inc.	Ownership	100.0	UnitedHealth Group Incorporated	N	
0707	UnitedHealth Group Incorporated	95149	05-0413469				UnitedHealthcare of New England, Inc.	RI	IA	United HealthCare Services, Inc.	Ownership	100.0	UnitedHealth Group Incorporated	N	
0707	UnitedHealth Group Incorporated	13214	26-2697886				UnitedHealthcare of New Mexico, Inc.	NM	IA	UnitedHealthcare Insurance Company	Ownership	100.0	UnitedHealth Group Incorporated	N	
0707	UnitedHealth Group Incorporated	95085	06-1172891				UnitedHealthcare of New York, Inc.	NY	IA	AmeriChoice Corporation	Ownership	100.0	UnitedHealth Group Incorporated	N	
0707	UnitedHealth Group Incorporated	95103	56-1461010				UnitedHealthcare of North Carolina, Inc.	NC	IA	UnitedHealthcare, Inc.	Ownership	100.0	UnitedHealth Group Incorporated	N	
0707	UnitedHealth Group Incorporated	95186	31-1142815				UnitedHealthcare of Ohio, Inc.	OH	IA	United HealthCare Services, Inc.	Ownership	100.0	UnitedHealth Group Incorporated	N	
0707	UnitedHealth Group Incorporated	96903	33-0115166				UnitedHealthcare of Oklahoma, Inc.	OK	IA	United HealthCare Services, Inc.	Ownership	100.0	UnitedHealth Group Incorporated	N	
0707	UnitedHealth Group Incorporated	95893	93-0938819		0001225824		UnitedHealthcare of Oregon, Inc.	OR	IA	United HealthCare Services, Inc.	Ownership	100.0	UnitedHealth Group Incorporated	N	
0707	UnitedHealth Group Incorporated	95220	25-1756858				UnitedHealthcare of Pennsylvania, Inc.	PA	IA	Three Rivers Holdings, Inc.	Ownership	100.0	UnitedHealth Group Incorporated	N	
0707	UnitedHealth Group Incorporated	95765	95-3939697				UnitedHealthcare of Texas, Inc.	TX	IA	UnitedHealthcare, Inc.	Ownership	100.0	UnitedHealth Group Incorporated	N	
0707	UnitedHealth Group Incorporated	95025	52-1130183				UnitedHealthcare of the Mid-Atlantic, Inc.	MD	IA	UnitedHealthcare, Inc.	Ownership	100.0	UnitedHealth Group Incorporated	N	
0707	UnitedHealth Group Incorporated	95591	47-0676824				UnitedHealthcare of the Midlands, Inc.	NE	IA	UnitedHealthcare, Inc.	Ownership	100.0	UnitedHealth Group Incorporated	N	
0707	UnitedHealth Group Incorporated	96385	43-1361841				UnitedHealthcare of the Midwest, Inc.	MO	IA	UnitedHealthcare, Inc.	Ownership	100.0	UnitedHealth Group Incorporated	N	
0707	UnitedHealth Group Incorporated	95501	41-1488563				UnitedHealthcare of Utah, Inc.	UT	IA	UnitedHealthcare, Inc.	Ownership	100.0	UnitedHealth Group Incorporated	N	
0707	UnitedHealth Group Incorporated	48038	91-1312551		0001225843		UnitedHealthcare of Washington, Inc.	WA	IA	United HealthCare Services, Inc.	Ownership	100.0	UnitedHealth Group Incorporated	N	
0707	UnitedHealth Group Incorporated	95710	39-1555888				UnitedHealthcare of Wisconsin, Inc.	WI	IA	UnitedHealthcare, Inc.	Ownership	100.0	UnitedHealth Group Incorporated	N	
0707	UnitedHealth Group Incorporated	95378	36-3379945				UnitedHealthcare Plan of the River Valley, Inc.	IL	IA	UnitedHealthcare Services Company of the River Valley, Inc.	Ownership	100.0	UnitedHealth Group Incorporated	N	
		00000	47-0854646				UnitedHealthcare Service LLC	DE	NIA	UnitedHealthcare Insurance Company	Ownership	100.0	UnitedHealth Group Incorporated	N	
		00000	36-3355110				UnitedHealthcare Services Company of the River Valley, Inc.	DE	NIA	UnitedHealthcare, Inc.	Ownership	100.0	UnitedHealth Group Incorporated	N	

Q13.31

## SCHEDULE Y

### PART 1A - DETAIL OF INSURANCE HOLDING COMPANY SYSTEM

1	2	3	4	5	6	7	8	9	10	11	12	13	14	15	16
Group Code	Group Name	NAIC Company Code	ID Number	FEDERAL RSSD	CIK	Name of Securities Exchange if Publicly Traded (U.S. or International)	Names of Parent, Subsidiaries or Affiliates	Domiciliary Location	Relationship to Reporting Entity	Directly Controlled by (Name of Entity / Person)	Type of Control (Ownership, Board, Management, Attorney-in-Fact, Influence, Other)	If Control is Ownership Provide Percentage	Ultimate Controlling Entity(ies) / Person(s)	Is an SCA Filing Required? (Y/N)	*
		00000	01-0518346				UnitedHealthcare Specialty Benefits, LLC	ME	NIA	Specialty Benefits, LLC	Ownership	100.0	UnitedHealth Group Incorporated	N	
		00000	41-1922511				UnitedHealthcare, Inc.	DE	NIA	United HealthCare Services, Inc.	Ownership	100.0	UnitedHealth Group Incorporated	N	
		00000	33-0812827				Upland Outpatient Surgical Center, L.P.	CA	NIA	NSC Upland, LLC	Ownership	80.0	UnitedHealth Group Incorporated	N	
		00000	26-0382877		0001453198		Urgent Care Holdings, Inc.	DE	NIA	Optum Clinics Intermediate Holdings, Inc.	Ownership	100.0	UnitedHealth Group Incorporated	N	0000001
		00000	26-3667220				Urgent Care MSO, LLC	DE	NIA	Urgent Care Holdings, Inc.	Ownership	100.0	UnitedHealth Group Incorporated	N	
		00000	27-2956222				Urology Associates of North Texas, P.L.L.C.	TX	NIA	USMD Affiliated Services	Ownership	100.0	UnitedHealth Group Incorporated	N	
		00000	20-8048861				USMD Administrative Services, L.L.C.	TX	NIA	USMD Inc.	Ownership	100.0	UnitedHealth Group Incorporated	N	
		00000	27-2956222				USMD Affiliated Services	TX	NIA	USMD Inc.	Ownership	100.0	UnitedHealth Group Incorporated	N	
		00000					USMD Cancer Treatment Centers GP, L.L.C.	TX	NIA	USMD Cancer Treatment Centers, L.L.C.	Ownership	100.0	UnitedHealth Group Incorporated	N	
		00000	26-2245431				USMD Cancer Treatment Centers, L.L.C.	TX	NIA	USMD Inc.	Ownership	100.0	UnitedHealth Group Incorporated	N	
		00000	27-2803133				USMD Diagnostic Services, LLC	TX	NIA	USMD Inc.	Ownership	100.0	UnitedHealth Group Incorporated	N	
		00000	27-2866866		0001507881		USMD Holdings, Inc.	DE	NIA	WellMed Medical Management, Inc.	Ownership	100.0	UnitedHealth Group Incorporated	N	
		00000	20-8050318		0001404693		USMD Inc.	TX	NIA	USMD Holdings, Inc.	Ownership	100.0	UnitedHealth Group Incorporated	N	
		00000	73-1662757				USMD of Arlington GP, L.L.C.	TX	NIA	Mat-Rx Development, L.L.C.	Ownership	100.0	UnitedHealth Group Incorporated	N	
		00000	35-2446102				USMD PPM, LLC	TX	NIA	USMD Inc.	Ownership	100.0	UnitedHealth Group Incorporated	N	
		00000	87-0757396				Valley Physicians Network, Inc.	CA	NIA	PrimeCare Medical Network, Inc.	Ownership	100.0	UnitedHealth Group Incorporated	N	
		00000					Waco Outpatient Surgical Center, Inc.	TX	NIA	Surgery Center Holding, LLC	Ownership	100.0	UnitedHealth Group Incorporated	N	
		00000					Waco Surgical Center, Ltd.	TX	NIA	Waco Outpatient Surgical Center, Inc.	Ownership	51.0	UnitedHealth Group Incorporated	N	0000001
		00000	36-3469841				Wauwatosa Outpatient Surgery Center, LLC	DE	NIA	Surgery Centers-West Holdings, LLC	Ownership	100.0	UnitedHealth Group Incorporated	N	
		00000	36-3469839				Wauwatosa Surgery Center, Limited Partnership	WI	NIA	Wauwatosa Outpatient Surgery Center, LLC	Ownership	51.0	UnitedHealth Group Incorporated	N	0000001
		00000	20-5429310				Wayland Square Surgicare Acquisition, L.P.	RI	NIA	Wayland Square Surgicare GP, Inc.	Ownership	59.0	UnitedHealth Group Incorporated	N	0000001
		00000	75-2500274				Wayland Square Surgicare GP, Inc.	RI	NIA	Surgery Center Holding, LLC	Ownership	100.0	UnitedHealth Group Incorporated	N	
		00000	74-2797745				WellMed Medical Management of Florida, Inc.	FL	NIA	WellMed Medical Management, Inc.	Ownership	100.0	UnitedHealth Group Incorporated	N	
		00000	74-2786364				WellMed Medical Management, Inc.	TX	NIA	Collaborative Care Holdings, LLC	Ownership	80.0	UnitedHealth Group Incorporated	N	
		00000	41-2250215				WellMed Networks - DFW, Inc.	TX	NIA	WellMed Medical Management, Inc.	Ownership	50.0	UnitedHealth Group Incorporated	N	0000004

Q13.32

## SCHEDULE Y

### PART 1A - DETAIL OF INSURANCE HOLDING COMPANY SYSTEM

1	2	3	4	5	6	7	8	9	10	11	12	13	14	15	16
Group Code	Group Name	NAIC Company Code	ID Number	FEDERAL RSSD	CIK	Name of Securities Exchange if Publicly Traded (U.S. or International)	Names of Parent, Subsidiaries or Affiliates	Domiciliary Location	Relationship to Reporting Entity	Directly Controlled by (Name of Entity / Person)	Type of Control (Ownership, Board, Management, Attorney-in-Fact, Influence, Other)	If Control is Ownership Provide Percentage	Ultimate Controlling Entity(ies) / Person(s)	Is an SCA Filing Required? (Y/N)	*
		00000	27-2809113				West Coast Endoscopy Holdings, LLC	DE	NIA	SCA Surgery Holdings, LLC	Ownership	100.0	UnitedHealth Group Incorporated	N	
		00000	45-0636596				WESTMED Practice Partners LLC	DE	NIA	Collaborative Care Holdings, LLC	Ownership	86.2	UnitedHealth Group Incorporated	N	0000004
		00000	46-5548304				Winchester Endoscopy, LLC	IL	NIA	SCA-Winchester, LLC	Ownership	51.0	UnitedHealth Group Incorporated	N	0000001
		00000	62-1587564				Winter Park, LLC	TN	NIA	SCA-Winter Park, Inc.	Ownership	51.0	UnitedHealth Group Incorporated	N	0000001
		00000	52-2102846		0001314524		XLHealth Corporation	MD	NIA	United HealthCare Services, Inc.	Ownership	100.0	UnitedHealth Group Incorporated	N	
		00000	98-1107695				XLHealth Corporation India Private Limited	IND	NIA	XLHealth Corporation	Ownership	100.0	UnitedHealth Group Incorporated	N	
		00000	11-3764012				Your Health Options Insurance Services, Inc.	CA	NIA	PrimeCare Medical Network, Inc.	Ownership	100.0	UnitedHealth Group Incorporated	N	
		00000	27-0172594				Your Partner in Health Services, Inc.	IL	NIA	North American Medical Management - Illinois, Inc.	Ownership	100.0	UnitedHealth Group Incorporated	N	

Q13.33

Asterisk	Explanation
0000001	The minority owners will be disclosed in a future reporting period
0000002	The remaining percentage is owned by former controlling Shareholders, current officers or directors of the company or external parties.
0000003	The remaining percentage is owned by the company's directors or officers.
0000004	The remaining percentage is owned by a non-affiliated entity.
0000005	The remaining percentage is owned by external shareholders (0.370368%) and owned by Treasury Shares (0.017029%)
0000006	Redlands Ambulatory Surgery Center holds a 51% general partnership interest and a 7.22% limited partnership interest in Inland Surgery Center, L.P. SC Affiliates also holds a 13.03% limited partnership interest in Inland Surgery Center, L.P.
0000007	The general partnership interest of 89.77% is held by United HealthCare Services, Inc. (UHS) and 10.23% is held by UnitedHealthcare, Inc. (UHC). UHS also holds 100% of the limited partnership interests. When combining general and limited partner interests, UHS owns 94.18% and UHC owns 5.82%.



**NONE**

**SCHEDULE A - VERIFICATION****Real Estate**

	1 Year To Date	2 Prior Year Ended December 31
1. Book/adjusted carrying value, December 31 of prior year .....		
2. Cost of acquired:		
2.1 Actual cost at time of acquisition .....		
2.2 Additional investment made after acquisition .....		
3. Current year change in encumbrances .....		
4. Total gain (loss) on disposals .....		
5. Deduct amounts received on disposals .....		
6. Total foreign exchange change in book/adjusted carrying value .....		
7. Deduct current year's other-than-temporary impairment recognized .....		
8. Deduct current year's depreciation .....		
9. Book/adjusted carrying value at the end of current period (Lines 1 + 2 + 3 + 4 - 5 + 6 - 7 - 8) .....		
10. Deduct total nonadmitted amounts .....		
11. Statement value at end of current period (Line 9 minus Line 10) .....		

**NONE****SCHEDULE B - VERIFICATION****Mortgage Loans**

	1 Year To Date	2 Prior Year Ended December 31
1. Book value/recorded investment excluding accrued interest, December 31 of prior year .....		
2. Cost of acquired:		
2.1 Actual cost at time of acquisition .....		
2.2 Additional investment made after acquisition .....		
3. Capitalized deferred interest and other .....		
4. Accrual of discount .....		
5. Unrealized valuation increase (decrease) .....		
6. Total gain (loss) on disposals .....		
7. Deduct amounts received on disposals .....		
8. Deduct amortization of premium and mortgage interest point .....		
9. Total foreign exchange change in book value/recorded investment .....		
10. Deduct current year's other-than-temporary impairment recognized .....		
11. Book value/recorded investment excluding accrued interest at end of current period (Lines 1 + 2 + 3 + 4 + 5 + 6 - 7 - 8 + 9 - 10) .....		
12. Total valuation allowance .....		
13. Subtotal (Line 11 plus Line 12) .....		
14. Deduct total nonadmitted amounts .....		
15. Statement value at end of current period (Line 13 minus Line 14) .....		

**NONE****SCHEDULE BA - VERIFICATION****Other Long-Term Invested Assets**

	1 Year To Date	2 Prior Year Ended December 31
1. Book/adjusted carrying value, December 31 of prior year .....		
2. Cost of acquired:		
2.1 Actual cost at time of acquisition .....		
2.2 Additional investment made after acquisition .....		
3. Capitalized deferred interest and other .....		
4. Accrual of discount .....		
5. Unrealized valuation increase (decrease) .....		
6. Total gain (loss) on disposals .....		
7. Deduct amounts received on disposals .....		
8. Deduct amortization of premium and depreciation .....		
9. Total foreign exchange change in book/adjusted carrying value .....		
10. Deduct current year's other-than-temporary impairment recognized .....		
11. Book/adjusted carrying value at end of current period (Lines 1 + 2 + 3 + 4 + 5 + 6 - 7 - 8 + 9 - 10) .....		
12. Deduct total nonadmitted amounts .....		
13. Statement value at end of current period (Line 11 minus Line 12) .....		

**NONE****SCHEDULE D - VERIFICATION****Bonds and Stocks**

	1 Year To Date	2 Prior Year Ended December 31
1. Book/adjusted carrying value of bonds and stocks, December 31 of prior year .....	2,237,995	3,253,589
2. Cost of bonds and stocks acquired .....	105,656	2,253,789
3. Accrual of discount .....		125
4. Unrealized valuation increase (decrease) .....		
5. Total gain (loss) on disposals .....		
6. Deduct consideration for bonds and stocks disposed of .....		3,250,000
7. Deduct amortization of premium .....	11,723	19,509
8. Total foreign exchange change in book/adjusted carrying value .....		
9. Deduct current year's other-than-temporary impairment recognized .....		
10. Book/adjusted carrying value at end of current period (Lines 1 + 2 + 3 + 4 + 5 - 6 - 7 + 8 - 9) .....	2,331,928	2,237,995
11. Deduct total nonadmitted amounts .....		
12. Statement value at end of current period (Line 10 minus Line 11) .....	2,331,928	2,237,995

**SCHEDULE D - PART 1B**  
**Showing the Acquisitions, Dispositions and Non-Trading Activity**  
**During the Current Quarter for all Bonds and Preferred Stock by NAIC Designation**

NAIC Designation	1 Book/Adjusted Carrying Value Beginning of Current Quarter	2 Acquisitions During Current Quarter	3 Dispositions During Current Quarter	4 Non-Trading Activity During Current Quarter	5 Book/Adjusted Carrying Value End of First Quarter	6 Book/Adjusted Carrying Value End of Second Quarter	7 Book/Adjusted Carrying Value End of Third Quarter	8 Book/Adjusted Carrying Value December 31 Prior Year
<b>BONDS</b>								
1. NAIC 1 (a) .....	2,978,996	105,968	280	(11,724)	3,072,960			2,978,996
2. NAIC 2 (a) .....								
3. NAIC 3 (a) .....								
4. NAIC 4 (a) .....								
5. NAIC 5 (a) .....								
6. NAIC 6 (a) .....								
7. Total Bonds .....	2,978,996	105,968	280	(11,724)	3,072,960			2,978,996
<b>PREFERRED STOCK</b>								
8. NAIC 1 .....								
9. NAIC 2 .....								
10. NAIC 3 .....								
11. NAIC 4 .....								
12. NAIC 5 .....								
13. NAIC 6 .....								
14. Total Preferred Stock .....								
15. Total Bonds & Preferred Stock .....	2,978,996	105,968	280	(11,724)	3,072,960			2,978,996

(a) Book/Adjusted Carrying Value column for the end of the current reporting period includes the following amount of short-term and cash equivalent bonds by NAIC designation: NAIC 1 \$.....741,032; NAIC 2 \$.....0; NAIC 3 \$.....0; NAIC 4 \$.....0; NAIC 5 \$.....0; NAIC 6 \$.....0

QS102

**SCHEDULE DA - PART 1****Short - Term Investments**

	1 Book/Adjusted Carrying Value	2 Par Value	3 Actual Cost	4 Interest Collected Year To Date	5 Paid for Accrued Interest Year To Date
9199999. Totals .....	1,291,032	X X X	1,291,032	1,245	

**SCHEDULE DA - Verification****Short-Term Investments**

	1 Year To Date	2 Prior Year Ended December 31
1. Book/adjusted carrying value, December 31 of prior year .....	1,291,001	1,240,254
2. Cost of short-term investments acquired .....	311	301,523
3. Accrual of discount .....		
4. Unrealized valuation increase (decrease) .....		
5. Total gain (loss) on disposals .....		
6. Deduct consideration received on disposals .....	280	250,776
7. Deduct amortization of premium .....		
8. Total foreign exchange change in book/adjusted carrying value .....		
9. Deduct current year's other-than-temporary impairment recognized .....		
10. Book/adjusted carrying value at end of current period (Lines 1 + 2 + 3 + 4 + 5 - 6 - 7 + 8 - 9) .....	1,291,032	1,291,001
11. Deduct total nonadmitted amounts .....		
12. Statement value at end of current period (Line 10 minus Line 11) .....	1,291,032	1,291,001

**SI04 Schedule DB - Part A Verification ..... NONE**

**SI04 Schedule DB - Part B Verification ..... NONE**

**SI05 Schedule DB Part C Section 1 ..... NONE**

**SI06 Schedule DB Part C Section 2 ..... NONE**

**SI07 Schedule DB - Verification ..... NONE**

**SI08 Schedule E - Verification (Cash Equivalentents) ..... NONE**

**E01 Schedule A Part 2 ..... NONE**

**E01 Schedule A Part 3 ..... NONE**

**E02 Schedule B Part 2 ..... NONE**

**E02 Schedule B Part 3 ..... NONE**

**E03 Schedule BA Part 2 ..... NONE**

**E03 Schedule BA Part 3 ..... NONE**

## SCHEDULE D - PART 3

Show All Long-Term Bonds and Stock Acquired During the Current Quarter

1 CUSIP Identification	2 Description	3 Foreign	4 Date Acquired	5 Name of Vendor	6 Number of Shares of Stock	7 Actual Cost	8 Par Value	9 Paid for Accrued Interest and Dividends	10 NAIC Designation or Market Indicator (a)
<b>Bonds - U.S. Governments</b>									
912828QN3	US Treasury Note 3.125% 05/15/21		01/11/2017	Bank New York Mellon	X X X	105,656	100,000	501	1
0599999 Subtotal - Bonds - U.S. Governments					X X X	105,656	100,000	501	X X X
8399997 Subtotal - Bonds - Part 3					X X X	105,656	100,000	501	X X X
8399998 Summary Item from Part 5 for Bonds (N/A to Quarterly)					X X X	X X X	X X X	X X X	X X X
8399999 Subtotal - Bonds					X X X	105,656	100,000	501	X X X
8999998 Summary Item from Part 5 for Preferred Stocks (N/A to Quarterly)					X X X	X X X	X X X	X X X	X X X
9799998 Summary Item from Part 5 for Common Stocks (N/A to Quarterly)					X X X	X X X	X X X	X X X	X X X
9899999 Subtotal - Preferred and Common Stocks					X X X	X X X	X X X	X X X	X X X
9999999 Total - Bonds, Preferred and Common Stocks					X X X	105,656	X X X	501	X X X

(a) For all common stock bearing the NAIC market indicator "U" provide: the number of such issues .....0.

**E05 Schedule D Part 4 ..... NONE**

**E06 Schedule DB Part A Section 1 ..... NONE**

**E07 Schedule DB Part B Section 1 ..... NONE**

**E08 Schedule DB Part D Section 1 ..... NONE**

**E09 Schedule DB Part D Section 2 - Collateral Pledged By Reporting Entity ..... NONE**

**E09 Schedule DB Part D Section 2 - Collateral Pledged To Reporting Entity ..... NONE**

**E10 Schedule DL - Part 1 - Securities Lending Collateral Assets ..... NONE**

**E11 Schedule DL - Part 2 - Securities Lending Collateral Assets ..... NONE**

**SCHEDULE E - PART 1 - CASH****Month End Depository Balances**

1 Depository	2 Code	3 Rate of Interest	4 Amount of Interest Received During Current Quarter	5 Amount of Interest Accrued at Current Statement Date	Book Balance at End of Each Month During Current Quarter			9 *
					6	7	8	
					First Month	Second Month	Third Month	
<b>open depositories</b>								
Bank of New York .....					3,479	3,664	3,848	X X X
US Bancorp .....					100,000	100,000	100,000	X X X
JP Morgan Chase .....	San Antonio, TX .....				10,553,954	26,913,121	50,448,155	X X X
0199998 Deposits in .....0 depositories that do not exceed the allowable limit in any one depository (see Instructions) - open depositories .....	X X X	X X X						X X X
0199999 Totals - Open Depositories .....	X X X	X X X			10,657,433	27,016,785	50,552,003	X X X
0299998 Deposits in .....0 depositories that do not exceed the allowable limit in any one depository (see Instructions) - suspended depositories .....	X X X	X X X						X X X
0299999 Totals - Suspended Depositories .....	X X X	X X X						X X X
0399999 Total Cash On Deposit .....	X X X	X X X			10,657,433	27,016,785	50,552,003	X X X
0499999 Cash in Company's Office .....	X X X	X X X	X X X	X X X				X X X
0599999 Total Cash .....	X X X	X X X			10,657,433	27,016,785	50,552,003	X X X

## SCHEDULE E - PART 2 - CASH EQUIVALENTS

Show Investments Owned End of Current Quarter

1 Description	2 Code	3 Date Acquired	4 Rate of Interest	5 Maturity Date	6 Book/Adjusted Carrying Value	7 Amount of Interest Due & Accrued	8 Amount Received During Year
<b>NONE</b>							
8699999 Total - Cash Equivalents .....							

# INDEX TO LIFE AND ACCIDENT AND HEALTH QUARTERLY STATEMENT

Accident and Health; Q3; Q4; Q6; Q11; QSupp3  
 Accounting Changes and Corrections of Errors; Q4; Q7, Note 2  
 Accounting Practices and Policies; Q7, Note 1  
 Admitted Assets; Q2; Q8; QSI01; QSI03; QSI08; QSupp2  
 Affiliated Transactions; Q2; Q3; Q7, Note 10; Q8; Q8.1  
 Annuities; Q3; Q4; Q6; Q11; QSupp3  
 Annuity Actuarial Reserves; Q7, Note 32  
 Annuity Benefits; Q4  
 Asset Valuation Reserve; Q3; Q4  
 Bonds; Q2; Q5; Q8.1; Q8.2; QSI01; QSI02; QE04; QE05; QSupp2  
 Business Combinations and Goodwill; Q7, Note 3  
 Capital Gains (Losses); Q3; Q4; Q5  
 Capital Stock; Q3; Q4; Q7, Note 13  
 Capital Notes; Q3; Q5; Q7, Note 11  
 Caps; QE06; QSI04  
 Cash; Q2; Q5; QSI04; QE12; QSupp2  
 Cash Equivalents; Q2; Q5; QSI08; QE13  
 Claim Adjustment Expenses; Q7, Note 35  
 Claims; Q3; QSupp1  
 Coinsurance; Q3  
 Collars; QE06; QSI04  
 Commissions; Q3; Q4; Q5  
 Common Stock; Q2; Q3; Q5; Q7, Note 13; Q8.1; Q8.2; QSI01; QE04; QE05; QSupp2  
 Contract Loans; Q2; Q5  
 Contingencies; Q7, Note 14  
 Counterparty Exposure; Q7, Note 8; QE06; QE08  
 Coupons; Q3; Q4  
 Credit Life; Q6  
 Death Benefits; Q4  
 Debt; Q7, Note 11  
 Deferred Compensation; Q7, Note 12  
 Deposit Liabilities by Withdrawal Characteristics; Q7, Note 32  
 Derivative Instruments; Q7, Note 8; QSI04; QSI05; QSI06; QSI07; QE06; QE07; QE08  
 Deposit-Type Contracts; Q3; Q4; Q5; Q6; Q11  
 Disability Benefits; Q11  
 Discontinued Operations; Q7, Note 4  
 Dividends or Refunds; Q5; Q11  
 Electronic Data Processing Equipment; Q2  
 Exchange or Counterparty; QE06; QE07; QE08  
 Expenses; Q3; Q4; Q5; QE01  
 Experience Rating Refunds; Q3; Q4  
 Extinguishment of Liabilities; Q7, Note 17  
 Extraordinary Items; Q7, Note 21  
 Fair Value; Q7, Note 20  
 Federal ID Number; Q10  
 Federal Reserve Board; Q8  
 Floors; QE06; QSI04  
 Foreign Exchange; Q2; Q3; Q4; QSI01; QSI03; QSI08; QE01; QE02; QE03; QE05  
 Forwards; QE06; QSI04  
 Furniture and Equipment; Q2  
 Futures Contracts; QE07; QSI04  
 General Insurance Expenses; Q4  
 Group Life Insurance; Q6  
 Guaranty Fund; Q2  
 Health Care Receivables; Q2; Q7, Note 28  
 Holding Company; Q8; Q12; Q13  
 Income; Q2; Q3; Q4; Q5; QE01; QE03; QE06; QE07; QSupp2  
 Income Generation Transactions; QE06; QE07  
 Income Taxes; Q2; Q3; Q4; Q5; Q7, Note 9  
 Incurred Losses and Loss Adjustment Expenses; Q7, Note 25  
 Individual Annuities; Q6  
 Industrial Life; Q6  
 Insurance Futures Options; QE07  
 Intercompany Pooling; Q7, Note 26  
 Interest Maintenance Reserve; Q3; Q4  
 Investment Income; Q3; Q7, Note 7; QE13  
     Accrued; Q2; QSupp2  
     Earned; Q4  
     Received; Q5  
 Investments; Q2; Q3; Q4; Q5; Q7, Note 5; Q8.1; Q8.2; QSI01; QSI03; QSI08; QE01; QE02; QE03; QE04; QE05; QE06; QE07; QE08; QE12; QE13; QSupp2  
 Joint Venture; Q7, Note 6; QE03

## INDEX TO LIFE AND ACCIDENT AND HEALTH QUARTERLY STATEMENT

Leases; Q7, Note 15  
 Licensing; Q3; Q4; Q8  
 Limited Liability Company (LLC); Q7, Note 6; QE03  
 Limited Partnership; Q7, Note 6; QE03  
 Long-Term Invested Assets; Q5; Q9; QSI01; QE03; QE04; QE05  
 Managing General Agents; Q7, Note 19; Q8  
 Matured Endowments; Q4  
 Medicare Part D Coverage; QSupp5  
 Mergers; Q7, Note 3; Q8  
 Modco Reserve; Q3  
 Mortgage Loans; Q2; Q5; Q8.1; Q9; QSI01; QE02; QSupp2  
 Nonadmitted Assets; Q2; Q4; QSI01; QSI03; QSI08  
 Non-Cash Transactions; Q5  
 Off-Balance Sheet Risk; Q7, Note 16  
 Options; Q8.1; QE06; QSI04  
 Ordinary Life Insurance; Q6  
 Organizational Chart; Q8; Q12  
 Other Derivative Transactions; QE06; QE07  
 Parent, Subsidiaries and Affiliates; Q2; Q3; Q7, Note 10; Q8.1; Q12  
 Participating Policies; Q7, Note 29  
 Pharmaceutical Rebates; Q2; Q7, Note 28  
 Policies; Q3; QSupp3  
 Policyholder Dividends; Q3; Q4; Q5  
 Postemployment Benefits; Q7, Note 12  
 Postretirement Benefits; Q7, Note 12  
 Preferred Stock; Q2; Q3; Q5; Q8.1; Q8.2; QSI01; QSI02; QE04; QE05; QSupp2  
 Premium Deficiency Reserves; Q3; Q7, Note 30  
 Premiums and Annuity Considerations; Q7, Note 33  
     Advance; Q3  
     Collected; Q4; Q5  
     Deferred; Q2; QSupp3  
     Direct; Q2; Q4; Q6; Q11  
     Uncollected; Q2; QSupp3  
 Quasi Reorganizations; Q7, Note 13  
 Real Estate; Q2; Q5; Q8.1; Q9; QSI01; QE01; QSupp2  
 Redetermination, Contracts Subject to; Q7, Note 24  
 Reinsurance; Q7, Note 23  
     Assumed; Q3; Q4; Q10  
     Ceded; Q3; Q4; Q11  
     Funds Held; Q2; Q3  
     Payable; Q3; Q4  
     Receivable; Q2; QSupp3  
     Unauthorized; Q3; Q4; QSupp3  
 Replicated (Synthetic) Assets; QSI05; QSI06  
 Reserves; Q7, Note 31  
     Accident and Health; Q3; Q4  
     Annuity; Q3  
     Claim; Q3  
     Life; Q3; Q4  
 Retirement Plans; Q7, Note 12  
 Retrospectively Rated Policies; Q7, Note 24  
 Securities Lending; Q2; Q3; QE09; QE11  
 Separate Accounts; Q2; Q3; Q4; Q5; Q7, Note 34  
 Servicing of Financial Assets; Q7, Note 17  
 Short-Term Investments; Q2; Q5; Q8.1; QSI03; QSupp2  
 Special Deposits; QSupp2  
 Stockholder Dividends; Q3; Q4; Q5  
 Structured Settlements; Q7, Note 27  
 Subsequent Events; Q7, Note 22  
 Supplementary Contracts; Q4  
 Surplus; Q3; Q4; Q5; Q7, Note 13; QSupp1; QSupp2; QSupp3  
 Surplus Notes; Q3; Q4; Q5; QE03; Q7, Note 13  
 Surrender Values; Q3; Q4  
 Swaps; QE07; QSI04  
 Taxes; Q2; Q3; Q4; Q5; QE01  
 Third-Party Administrator; Q7, Note 19; Q8  
 Treasury Stock; Q3; Q4; Q5  
 Uninsured Accident and Health; Q2; Q3; Q7, Note 18  
 Valuation Allowance; QSI01  
 Wash Sales; Q7, Note 17