



# QUARTERLY STATEMENT

As of March 31, 2017  
of the Condition and Affairs of the

## American Commerce Insurance Company

NAIC Group Code.....0411, 0411 <small>(Current Period) (Prior Period)</small>	NAIC Company Code..... 19941	Employer's ID Number..... 31-4361173
Organized under the Laws of OH	State of Domicile or Port of Entry OH	Country of Domicile US
Incorporated/Organized..... September 18, 1946	Commenced Business..... March 19, 1947	
Statutory Home Office	3590 TWIN CREEKS DRIVE..... COLUMBUS ..... OH ..... US ..... 43218-2579 <small>(Street and Number) (City or Town, State, Country and Zip Code)</small>	
Main Administrative Office	211 MAIN STREET..... WEBSTER ..... MA ..... US ..... 01570-0758 <small>(Street and Number) (City or Town, State, Country and Zip Code)</small>	508-943-9000 <small>(Area Code) (Telephone Number)</small>
Mail Address	211 MAIN STREET..... WEBSTER ..... MA ..... US ..... 01570-0758 <small>(Street and Number or P. O. Box) (City or Town, State, Country and Zip Code)</small>	
Primary Location of Books and Records	211 MAIN STREET..... WEBSTER ..... MA ..... US ..... 01570-0758 <small>(Street and Number) (City or Town, State, Country and Zip Code)</small>	508-943-9000 <small>(Area Code) (Telephone Number)</small>
Internet Web Site Address	www.mapfreinsurance.com	
Statutory Statement Contact	CHRISTINE A CONRAD <small>(Name)</small> cconrad@mapfreusa.com <small>(E-Mail Address)</small>	508-943-9000-14376 <small>(Area Code) (Telephone Number) (Extension)</small> 508-949-4246 <small>(Fax Number)</small>

### OFFICERS




Name	Title	Name	Title
1. ALFREDO CASTELO #	PRESIDENT & CEO	2. DANIEL PATRICK OLOHAN	SECRETARY, GENERAL COUNSEL, & EVP
3. ROBERT EDWARD MCKENNA	TREASURER, CAO, & SVP	4. FRANCOIS JEAN FACON	EXECUTIVE VICE PRESIDENT & CFO

### DIRECTORS OR TRUSTEES


RANDALL VAUGHN BECKER	ALFREDO CASTELO #	DAVID HILL COCHRANE	DENNIS JOHN CROSSLEY
FREDERICK LAWRENCE GRUEL	TIMOTHY JOHN MORGAN	KIRK RICHARD NELSON	DANIEL PATRICK OLOHAN
MARK ALLEN SHAW	MARK HARRY SHAW		

State of..... MASSACHUSETTS  
County of..... WORCESTER

The officers of this reporting entity being duly sworn, each depose and say that they are the described officers of said reporting entity, and that on the reporting period stated above, all of the herein described assets were the absolute property of the said reporting entity, free and clear from any liens or claims thereon, except as herein stated, and that this statement, together with related exhibits, schedules and explanations therein contained, annexed or referred to, is a full and true statement of all the assets and liabilities and of the condition and affairs of the said reporting entity as of the reporting period stated above, and of its income and deductions therefrom for the period ended, and have been completed in accordance with the NAIC *Annual Statement Instructions and Accounting Practices and Procedures* manual except to the extent that: (1) state law may differ; or, (2) that state rules or regulations require differences in reporting not related to accounting practices and procedures, according to the best of their information, knowledge and belief, respectively. Furthermore, the scope of this attestation by the described officers also includes the related corresponding electronic filing with the NAIC, when required, that is an exact copy (except for formatting differences due to electronic filing) of the enclosed statement. The electronic filing may be requested by various regulators in lieu of or in addition to the enclosed statement.

		
(Signature)	(Signature)	(Signature)
ALFREDO CASTELO	DANIEL PATRICK OLOHAN	ROBERT EDWARD MCKENNA
1. (Printed Name)	2. (Printed Name)	3. (Printed Name)
PRESIDENT & CEO	SECRETARY, GENERAL COUNSEL, & EVP	TREASURER, CAO, & SVP
(Title)	(Title)	(Title)


Subscribed and sworn to before me  
This 10<sup>th</sup> day of May 2017



a. Is this an original filing? Yes [ X ] No [ ]

b. If no:

1. State the amendment number \_\_\_\_\_
2. Date filed \_\_\_\_\_
3. Number of pages attached \_\_\_\_\_

 JANICE MCGLYNN  
NOTARY PUBLIC  
Commonwealth of Massachusetts  
My Commission Expires Jan. 11, 2019

## ASSETS

	Current Statement Date			4 December 31 Prior Year Net Admitted Assets
	1 Assets	2 Nonadmitted Assets	3 Net Admitted Assets (Cols. 1 - 2)	
1. Bonds.....	149,794,944		149,794,944	137,378,499
2. Stocks:				
2.1 Preferred stocks.....	789,966		789,966	789,374
2.2 Common stocks.....			0	
3. Mortgage loans on real estate:				
3.1 First liens.....			0	
3.2 Other than first liens.....			0	
4. Real estate:				
4.1 Properties occupied by the company (less \$.....0 encumbrances).....	1,340,332		1,340,332	1,262,841
4.2 Properties held for the production of income (less \$.....0 encumbrances).....			0	
4.3 Properties held for sale (less \$.....0 encumbrances).....			0	
5. Cash (\$.....1,667,181), cash equivalents (\$.....0) and short-term investments (\$.....0).....	1,667,181		1,667,181	(2,614,557)
6. Contract loans (including \$.....0 premium notes).....			0	
7. Derivatives.....			0	
8. Other invested assets.....			0	
9. Receivables for securities.....	3,750,000		3,750,000	
10. Securities lending reinvested collateral assets.....			0	
11. Aggregate write-ins for invested assets.....	0	0	0	0
12. Subtotals, cash and invested assets (Lines 1 to 11).....	157,342,423	0	157,342,423	136,816,157
13. Title plants less \$.....0 charged off (for Title insurers only).....			0	
14. Investment income due and accrued.....	1,227,115		1,227,115	1,273,164
15. Premiums and considerations:				
15.1 Uncollected premiums and agents' balances in the course of collection.....	84,578,203		84,578,203	87,529,176
15.2 Deferred premiums, agents' balances and installments booked but deferred and not yet due (including \$.....0 earned but unbilled premiums).....			0	
15.3 Accrued retrospective premiums (\$.....0) and contracts subject to redetermination (\$.....0).....			0	
16. Reinsurance:				
16.1 Amounts recoverable from reinsurers.....	23,016,282		23,016,282	23,912,349
16.2 Funds held by or deposited with reinsured companies.....			0	
16.3 Other amounts receivable under reinsurance contracts.....			0	
17. Amounts receivable relating to uninsured plans.....			0	
18.1 Current federal and foreign income tax recoverable and interest thereon.....			0	
18.2 Net deferred tax asset.....	6,717,716	780,232	5,937,484	5,991,877
19. Guaranty funds receivable or on deposit.....			0	
20. Electronic data processing equipment and software.....	680,552		680,552	229,541
21. Furniture and equipment, including health care delivery assets (\$.....0).....	722,808	722,808	0	
22. Net adjustment in assets and liabilities due to foreign exchange rates.....			0	
23. Receivables from parent, subsidiaries and affiliates.....			0	4,428,325
24. Health care (\$.....0) and other amounts receivable.....			0	
25. Aggregate write-ins for other than invested assets.....	78,709,056	1,857,630	76,851,426	75,958,551
26. Total assets excluding Separate Accounts, Segregated Accounts and Protected Cell Accounts (Lines 12 through 25).....	352,994,156	3,360,670	349,633,486	336,139,140
27. From Separate Accounts, Segregated Accounts and Protected Cell Accounts.....			0	
28. Total (Lines 26 and 27).....	352,994,156	3,360,670	349,633,486	336,139,140

### DETAILS OF WRITE-INS

1101.....			0	
1102.....			0	
1103.....			0	
1198. Summary of remaining write-ins for Line 11 from overflow page.....	0	0	0	0
1199. Totals (Lines 1101 thru 1103 plus 1198) (Line 11 above).....	0	0	0	0
2501. Prepaid expenses.....	1,514,057	1,514,057	0	
2502. Arizona renewal business.....	343,573	343,573	0	
2503. Equity in pools and associations.....	76,462,580		76,462,580	75,607,550
2598. Summary of remaining write-ins for Line 25 from overflow page.....	388,846	0	388,846	351,000
2599. Totals (Lines 2501 thru 2503 plus 2598) (Line 25 above).....	78,709,056	1,857,630	76,851,426	75,958,551

## LIABILITIES, SURPLUS AND OTHER FUNDS

	1 Current Statement Date	2 December 31 Prior Year
1. Losses (current accident year \$....15,976,000).....	73,981,676	76,283,509
2. Reinsurance payable on paid losses and loss adjustment expenses.....	13,188,716	8,614,097
3. Loss adjustment expenses.....	15,407,334	15,304,370
4. Commissions payable, contingent commissions and other similar charges.....	4,115,959	6,683,141
5. Other expenses (excluding taxes, licenses and fees).....	1,469,148	1,389,664
6. Taxes, licenses and fees (excluding federal and foreign income taxes).....	100,497	
7.1 Current federal and foreign income taxes (including \$....55,297 on realized capital gains (losses)).....	1,111,932	.874,397
7.2 Net deferred tax liability.....		
8. Borrowed money \$.....0 and interest thereon \$.....0.....		
9. Unearned premiums (after deducting unearned premiums for ceded reinsurance of \$....282,762,669 and including warranty reserves of \$.....0 and accrued accident and health experience rating refunds including \$.....0 for medical loss ratio rebate per the Public Health Service Act).....	96,539,601	95,937,837
10. Advance premium.....	7,967,008	4,914,272
11. Dividends declared and unpaid:		
11.1 Stockholders.....		
11.2 Policyholders.....		
12. Ceded reinsurance premiums payable (net of ceding commissions).....	21,775,754	16,941,765
13. Funds held by company under reinsurance treaties.....		
14. Amounts withheld or retained by company for account of others.....		
15. Remittances and items not allocated.....		
16. Provision for reinsurance (including \$.....0 certified).....		
17. Net adjustments in assets and liabilities due to foreign exchange rates.....		
18. Drafts outstanding.....		
19. Payable to parent, subsidiaries and affiliates.....	4,666,063	
20. Derivatives.....		
21. Payable for securities.....		
22. Payable for securities lending.....		
23. Liability for amounts held under uninsured plans.....		
24. Capital notes \$.....0 and interest thereon \$.....0.....		
25. Aggregate write-ins for liabilities.....	886,054	934,770
26. Total liabilities excluding protected cell liabilities (Lines 1 through 25).....	241,209,741	227,877,822
27. Protected cell liabilities.....		
28. Total liabilities (Lines 26 and 27).....	241,209,741	227,877,822
29. Aggregate write-ins for special surplus funds.....	.0	.0
30. Common capital stock.....	3,226,140	3,226,140
31. Preferred capital stock.....		
32. Aggregate write-ins for other than special surplus funds.....	.0	.0
33. Surplus notes.....		
34. Gross paid in and contributed surplus.....	36,714,462	36,714,462
35. Unassigned funds (surplus).....	68,483,142	68,320,717
36. Less treasury stock, at cost:		
36.1 .....0.000 shares common (value included in Line 30 \$.....0).....		
36.2 .....0.000 shares preferred (value included in Line 31 \$.....0).....		
37. Surplus as regards policyholders (Lines 29 to 35, less 36).....	108,423,744	108,261,319
38. Totals (Page 2, Line 28, Col. 3).....	349,633,486	336,139,141

### DETAILS OF WRITE-INS

2501. Unclaimed property.....	886,054	929,755
2502. Miscellaneous Liabilities.....		5,015
2503. ....		
2598. Summary of remaining write-ins for Line 25 from overflow page.....	.0	.0
2599. Totals (Lines 2501 thru 2503 plus 2598) (Line 25 above).....	886,054	934,770
2901. ....		
2902. ....		
2903. ....		
2998. Summary of remaining write-ins for Line 29 from overflow page.....	.0	.0
2999. Totals (Lines 2901 thru 2903 plus 2998) (Line 29 above).....	.0	.0
3201. ....		
3202. ....		
3203. ....		
3298. Summary of remaining write-ins for Line 32 from overflow page.....	.0	.0
3299. Totals (Lines 3201 thru 3203 plus 3298) (Line 32 above).....	.0	.0

## STATEMENT OF INCOME

	1 Current Year to Date	2 Prior Year to Date	3 Prior Year Ended December 31
<b>UNDERWRITING INCOME</b>			
1. Premiums earned:			
1.1 Direct..... (written \$....83,970,297).....	95,070,949	98,064,460	387,805,697
1.2 Assumed..... (written \$....48,571,185).....	47,960,594	46,365,141	201,092,565
1.3 Ceded..... (written \$....83,980,398).....	95,072,222	98,251,330	400,348,598
1.4 Net..... (written \$....48,561,084).....	47,959,321	46,178,271	188,549,664
DEDUCTIONS:			
2. Losses incurred (current accident year \$....29,980,000):			
2.1 Direct.....	61,279,534	60,804,089	242,085,551
2.2 Assumed.....	31,700,645	30,847,083	131,411,404
2.3 Ceded.....	61,279,534	60,804,089	249,041,910
2.4 Net.....	31,700,645	30,847,083	124,455,045
3. Loss adjustment expenses incurred.....	5,905,037	5,631,713	22,887,713
4. Other underwriting expenses incurred.....	12,490,535	12,340,382	48,755,833
5. Aggregate write-ins for underwriting deductions.....	0	0	0
6. Total underwriting deductions (Lines 2 through 5).....	50,096,217	48,819,178	196,098,591
7. Net income of protected cells.....			
8. Net underwriting gain (loss) (Line 1 minus Line 6 + Line 7).....	(2,136,897)	(2,640,907)	(7,548,928)
<b>INVESTMENT INCOME</b>			
9. Net investment income earned.....	1,155,848	1,059,258	5,529,867
10. Net realized capital gains (losses) less capital gains tax of \$....55,297.....	119,899	135,439	1,063,786
11. Net investment gain (loss) (Lines 9 + 10).....	1,275,747	1,194,697	6,593,653
<b>OTHER INCOME</b>			
12. Net gain or (loss) from agents' or premium balances charged off (amount recovered \$.....0 amount charged off \$.....0).....	0		
13. Finance and service charges not included in premiums.....	693,370	781,569	3,034,051
14. Aggregate write-ins for miscellaneous income.....	140,685	243,710	101,656
15. Total other income (Lines 12 through 14).....	834,055	1,025,279	3,135,707
16. Net income before dividends to policyholders, after capital gains tax and before all other federal and foreign income taxes (Lines 8 + 11 + 15).....	(27,094)	(420,931)	2,180,433
17. Dividends to policyholders.....			
18. Net income, after dividends to policyholders, after capital gains tax and before all other federal and foreign income taxes (Line 16 minus Line 17).....	(27,094)	(420,931)	2,180,433
19. Federal and foreign income taxes incurred.....	182,238	(57,181)	357,774
20. Net income (Line 18 minus Line 19) (to Line 22).....	(209,332)	(363,750)	1,822,659
<b>CAPITAL AND SURPLUS ACCOUNT</b>			
21. Surplus as regards policyholders, December 31 prior year.....	108,261,319	104,846,378	104,846,378
22. Net income (from Line 20).....	(209,332)	(363,750)	1,822,659
23. Net transfers (to) from Protected Cell accounts.....			
24. Change in net unrealized capital gains or (losses) less capital gains tax of \$....(50,443).....	(93,680)	188,609	392,483
25. Change in net unrealized foreign exchange capital gain (loss).....			
26. Change in net deferred income tax.....	62,578	106,163	(476,778)
27. Change in nonadmitted assets.....	(603,247)	(500,112)	443,661
28. Change in provision for reinsurance.....			
29. Change in surplus notes.....			
30. Surplus (contributed to) withdrawn from protected cells.....			
31. Cumulative effect of changes in accounting principles.....			
32. Capital changes:			
32.1 Paid in.....			
32.2 Transferred from surplus (Stock Dividend).....			
32.3 Transferred to surplus.....			
33. Surplus adjustments:			
33.1 Paid in.....			
33.2 Transferred to capital (Stock Dividend).....			
33.3 Transferred from capital.....			
34. Net remittances from or (to) Home Office.....			
35. Dividends to stockholders.....			
36. Change in treasury stock.....			
37. Aggregate write-ins for gains and losses in surplus.....	1,006,106	801,801	1,232,916
38. Change in surplus as regards policyholders (Lines 22 through 37).....	162,425	232,711	3,414,941
39. Surplus as regards policyholders, as of statement date (Lines 21 plus 38).....	108,423,744	105,079,089	108,261,319

### DETAILS OF WRITE-INS

0501. ....			
0502. ....			
0503. ....			
0598. Summary of remaining write-ins for Line 5 from overflow page.....	0	0	0
0599. Totals (Lines 0501 thru 0503 plus 0598) (Line 5 above).....	0	0	0
1401. Miscellaneous income.....	7,427	9,165	32,121
1402. Gain on sale of fixed assets.....	23,365	12,411	69,535
1403. Other technical income (other reinsurer).....	109,893	222,134	
1498. Summary of remaining write-ins for Line 14 from overflow page.....	0	0	0
1499. Totals (Lines 1401 thru 1403 plus 1498) (Line 14 above).....	140,685	243,710	101,656
3701. STATUTORY POOLING ADJUSTMENT.....	1,006,106	801,801	1,232,916
3702. ....			
3703. ....			
3798. Summary of remaining write-ins for Line 37 from overflow page.....	0	0	0
3799. Totals (Lines 3701 thru 3703 plus 3798) (Line 37 above).....	1,006,106	801,801	1,232,916

**CASH FLOW**

	1 Current Year to Date	2 Prior Year To Date	3 Prior Year Ended December 31
<b>CASH FROM OPERATIONS</b>			
1. Premiums collected net of reinsurance.....	59,398,781	50,260,298	184,046,672
2. Net investment income.....	1,337,937	1,003,970	5,936,853
3. Miscellaneous income.....	834,055	1,025,279	3,135,707
4. Total (Lines 1 through 3).....	61,570,774	52,289,547	193,119,232
5. Benefit and loss related payments.....	28,531,793	34,006,221	123,498,905
6. Net transfers to Separate Accounts, Segregated Accounts and Protected Cell Accounts.....			
7. Commissions, expenses paid and aggregate write-ins for deductions.....	19,673,702	17,567,041	70,174,011
8. Dividends paid to policyholders.....			
9. Federal and foreign income taxes paid (recovered) net of \$.....0 tax on capital gains (losses).....		(499,126)	(2,935,529)
10. Total (Lines 5 through 9).....	48,205,495	51,074,136	190,737,387
11. Net cash from operations (Line 4 minus Line 10).....	13,365,279	1,215,411	2,381,845
<b>CASH FROM INVESTMENTS</b>			
12. Proceeds from investments sold, matured or repaid:			
12.1 Bonds.....	18,006,144	11,696,310	71,472,119
12.2 Stocks.....	17,248		773,441
12.3 Mortgage loans.....			
12.4 Real estate.....			
12.5 Other invested assets.....			
12.6 Net gains or (losses) on cash, cash equivalents and short-term investments.....			
12.7 Miscellaneous proceeds.....			
12.8 Total investment proceeds (Lines 12.1 to 12.7).....	18,023,392	11,696,310	72,245,560
13. Cost of investments acquired (long-term only):			
13.1 Bonds.....	30,514,996	40,758,894	78,650,686
13.2 Stocks.....			
13.3 Mortgage loans.....			
13.4 Real estate.....	107,890	93,976	(66,022)
13.5 Other invested assets.....			
13.6 Miscellaneous applications.....	3,750,000		
13.7 Total investments acquired (Lines 13.1 to 13.6).....	34,372,886	40,852,870	78,584,664
14. Net increase or (decrease) in contract loans and premium notes.....			
15. Net cash from investments (Line 12.8 minus Line 13.7 and Line 14).....	(16,349,494)	(29,156,560)	(6,339,104)
<b>CASH FROM FINANCING AND MISCELLANEOUS SOURCES</b>			
16. Cash provided (applied):			
16.1 Surplus notes, capital notes.....			
16.2 Capital and paid in surplus, less treasury stock.....			
16.3 Borrowed funds.....			
16.4 Net deposits on deposit-type contracts and other insurance liabilities.....			
16.5 Dividends to stockholders.....			
16.6 Other cash provided (applied).....	7,265,953	23,146,685	(3,407,701)
17. Net cash from financing and miscellaneous sources (Lines 16.1 through 16.4 minus Line 16.5 plus Line 16.6).....	7,265,953	23,146,685	(3,407,701)
<b>RECONCILIATION OF CASH, CASH EQUIVALENTS AND SHORT-TERM INVESTMENTS</b>			
18. Net change in cash, cash equivalents and short-term investments (Line 11 plus Line 15 plus Line 17).....	4,281,738	(4,794,464)	(7,364,959)
19. Cash, cash equivalents and short-term investments:			
19.1 Beginning of year.....	(2,614,557)	4,750,403	4,750,403
19.2 End of period (Line 18 plus Line 19.1).....	1,667,181	(44,061)	(2,614,557)

Note: Supplemental disclosures of cash flow information for non-cash transactions:

20.0001 .....			
---------------	--	--	--

**NOTES TO FINANCIAL STATEMENTS****Note 1 - Summary of Significant Accounting Policies****A. Accounting Practices, Impact of NAIC/State Differences**

The accompanying financial statements of American Commerce Insurance Company (the Company) have been prepared in conformity with the accounting practices prescribed or permitted by the National Association of Insurance Commissioners (NAIC) and the State of Ohio. The NAIC Accounting Practices and Procedures manual, version effective January 1, 2001, (NAIC SAP) has been adopted as a component of prescribed or permitted practices by the State of Ohio.

There are no differences between Ohio prescribed practices and NAIC statutory accounting practices (NAIC SAP) as noted below:

	State	2017	2016
<b>NET INCOME</b>	OH		
1. Net Income, state basis		\$ (209,332)	\$ 1,822,659
2. Effect of state prescribed practices		-	-
3. Effect of state permitted practices		-	-
4. Net Income, NAIC SAP basis		<u>\$ (209,332)</u>	<u>\$ 1,822,659</u>
<b>SURPLUS</b>	OH		
5. Policyholders' surplus, state basis		\$ 108,423,744	\$ 108,261,319
6. Effect of state prescribed practices		-	-
7. Effect of state permitted practices		-	-
8. Policyholders' surplus, NAIC SAP basis		<u>\$ 108,423,744</u>	<u>\$ 108,261,319</u>

**Note 2 - Accounting Changes and Corrections of Errors**

No significant change.

**Note 3 - Business Combinations and Goodwill**

No significant change.

**Note 4 - Discontinued Operations**

No significant change.

**Note 5 - Investments****D. Loan-backed Securities**

1 Prepayment assumptions are obtained from broker-dealer surveys, internal estimates or Bloomberg

This note is used to disclose any loan-backed security that has recognized an other-than-temporary impairment during the quarter and is classified with an intent to sell or inability or lack of intent to hold. During the current quarter, no securities that have recognized an other-than-temporary impairment fit this criteria.

3 There are no structured securities with recognized OTTI as of the reporting date.

4 Impaired securities for which an OTTI has not been recognized

A1. The aggregate amount of unrealized losses - Less than 12 months:	\$ 246,959
A2. The aggregate amount of unrealized losses - 12 months or longer:	\$ 7,641
B1. The aggregate related fair value of securities with unrealized losses - Less than 12 months:	\$ 22,499,361
B2. The aggregate related fair value of securities with unrealized losses - 12 months or longer:	\$ 40,024

5 The general categories of information considered in reaching the conclusion that the impairments are not other-than temporary include:

- . Probability of collecting all amounts due according to the contractual terms in effect at the time of acquisition.
- . Intent to sell: Is there intent to sell the security before recovery.
- . The length of time and the extent to which fair value has been less than amortized cost.
- . The financial conditions and short term prospects of the issuer.
- . Intent and Ability to hold: Is there a lack of ability to hold, where cash and working capital requirements and contractual or regulatory obligations indicate that the investment may need to be sold before the forecasted recovery occurs.

**Note 6 - Joint Ventures, Partnerships and Limited Liability Companies**

No significant change.

**Note 7 - Investment Income**

No significant change.

**Note 8 - Derivative Instruments**

No significant change.

**Note 9 - Income Taxes**

No significant change.

**Note 10 - Information Concerning Parent, Subsidiaries, Affiliates and Other Related Parties**

No significant change.

**Note 11 - Debt**

No significant change.

**Note 12 - Retirement Plans, Deferred Compensation, Postemployment Benefits and Compensated Absences and Other Postretirement Benefit Plans**

No significant change.

**Note 13 - Capital and Surplus, Dividend Restrictions and Quasi-Reorganizations**

No significant change.

## NOTES TO FINANCIAL STATEMENTS

**Note 14 - Contingencies**

No significant change.

**Note 15 - Leases**

No significant change.

**Note 16 - Information about Financial Instruments with Off-Balance Sheet Risk and Financial Instruments with Concentrations of Credit Risk**

No significant change.

**Note 17 - Sale, Transfer and Servicing of Financial Assets and Extinguishments of Liabilities**

C. No wash sales to report this quarter.

**Note 18 - Gain or Loss to the Reporting Entity from Uninsured Plans and the Uninsured Portion of Partially Insured Plans**

No significant change.

**Note 19 - Direct Premium Written/Produced by Managing General Agents/Third Party Administrators**

No significant change.

**Note 20 - Fair Value Measurements****A1 Summary of Financial Assets Measured and Reported at Fair Value at 03/31/2017**

Description	Level 1	Level 2	Level 3	TOTAL
Bonds	\$ -	\$ 2,497,454	\$ -	\$ 2,497,454
Preferred Stock	-	-	-	-
Common Stock	-	-	-	-
<b>TOTALS</b>	<b>\$ -</b>	<b>\$ 2,497,454</b>	<b>\$ -</b>	<b>\$ 2,497,454</b>

**A2 Fair Value Measurement in Level 3 of the Fair Value Hierarchy.**

Description	Beginning Balance at 1/1/2017	Transfers into Level 3	Transfers out of Level 3	Total gains & (losses) included in Net Income	Total gains and (losses) included in Surplus	Purchases	Issuances	Sales	Settlements	Ending Balance at 3/31/2017
Bonds	\$ -	\$ -	\$ -	\$ -	\$ -	\$ -	\$ -	\$ -	\$ -	\$ -
Preferred Stock	-	-	-	-	-	-	-	-	-	-
Common Stock	-	-	-	-	-	-	-	-	-	-
<b>TOTALS</b>	<b>\$ -</b>	<b>\$ -</b>	<b>\$ -</b>	<b>\$ -</b>	<b>\$ -</b>	<b>\$ -</b>	<b>\$ -</b>	<b>\$ -</b>	<b>\$ -</b>	<b>\$ -</b>

The company's policy is to recognize "transfers into" and "transfers out of" the Fair Value Hierarchy Levels on the actual date of the event or change in circumstances that caused the transfer.

**A4** Financial Assets included in Level 1 of the Fair Value Hierarchy include US Treasury securities and exchange traded common stock where prices are obtained directly from active markets.

Financial Assets included in Level 2 of the Fair Value Hierarchy are securities priced by the company's custodial bank and based on observable market data.

Financial Assets included in Level 3 of the Fair Value Hierarchy are securities priced utilizing broker quotes or internal pricing determined by insurer.

**A5** The company does not hold derivative assets or liabilities.

**20C Aggregate Fair Value of all Financial Instruments by Hierarchical Level**

Type of Financial Instrument	Aggregate Fair Value	Admitted Asset	Level 1	Level 2	Level 3	Not Practicable
Bonds	\$ 149,213,257	\$ 149,794,944	\$ 5,762,458	\$ 143,450,799	\$ -	\$ -
Preferred Stock	836,550	789,966	-	836,550	-	-
Common Stock	-	-	-	-	-	-
<b>TOTALS</b>	<b>\$ 150,049,807</b>	<b>\$ 150,584,910</b>	<b>\$ 5,762,458</b>	<b>\$ 144,287,349</b>	<b>\$ -</b>	<b>\$ -</b>

**20D Not Practicable to Estimate Fair Value**

NONE

**Note 21 - Other Items**

No significant change.

**Note 22 - Events Subsequent**

No significant change.

**Note 23 - Reinsurance**

No significant change.

**Note 24 - Retrospectively Rated Contracts & Contracts Subject to Redetermination**

No significant change.

**Note 25 - Change in Incurred Losses and Loss Adjustment Expenses**

Current year losses and LAE reflected on the Statement of Income of \$37,606,000 were lower by \$1,109,000 due to favorable development of prior year estimates. This redundancy was 1.2% of the unpaid losses and LAE of \$91,588,000 as of prior year-end.

**Note 26 - Intercompany Pooling Arrangements**

No significant change.

NOTES TO FINANCIAL STATEMENTS

Note 27 - Structured Settlements

No significant change.

Note 28 - Health Care Receivables

No significant change.

Note 29 - Participating Policies

No significant change.

Note 30 - Premium Deficiency Reserves

No significant change.

Note 31 - High Deductibles

No significant change.

Note 32 - Discounting of Liabilities for Unpaid Losses or Unpaid Loss Adjustment Expenses

No significant change.

Note 33 - Asbestos/Environmental Reserves

No significant change.

Note 34 - Subscriber Savings Accounts

No significant change.

Note 35 - Multiple Peril Crop Insurance

No significant change.

Note 36 - Financial Guaranty Insurance

B. No significant change.

# GENERAL INTERROGATORIES

## PART 1 - COMMON INTERROGATORIES

### GENERAL

- 1.1 Did the reporting entity experience any material transactions requiring the filing of Disclosure of Material Transactions with the State of Domicile, as required by the Model Act? Yes [ ] No [X]
- 1.2 If yes, has the report been filed with the domiciliary state? Yes [ ] No [ ]
- 2.1 Has any change been made during the year of this statement in the charter, by-laws, articles of incorporation, or deed of settlement of the reporting entity? Yes [ ] No [X]
- 2.2 If yes, date of change: \_\_\_\_\_
- 3.1 Is the reporting entity a member of an Insurance Holding Company System consisting of two or more affiliated persons, one or more of which is an insurer? If yes, complete Schedule Y, Parts 1 and 1A. Yes [X] No [ ]
- 3.2 Have there been any substantial changes in the organizational chart since the prior quarter end? Yes [ ] No [X]
- 3.3 If the response to 3.2 is yes, provide a brief description of those changes.
- 4.1 Has the reporting entity been a party to a merger or consolidation during the period covered by this statement? Yes [ ] No [X]
- 4.2 If yes, provide name of entity, NAIC Company Code, and state of domicile (use two letter state abbreviation) for any entity that has ceased to exist as a result of the merger or consolidation.

1 Name of Entity	2 NAIC Company Code	3 State of Domicile

5. If the reporting entity is subject to a management agreement, including third-party administrator(s), managing general agent(s), attorney-in-fact, or similar agreement, have there been any significant changes regarding the terms of the agreement or principals involved? If yes, attach an explanation. Yes [ ] No [X] N/A [ ]
- 6.1 State as of what date the latest financial examination of the reporting entity was made or is being made. 12/31/2013
- 6.2 State the as of date that the latest financial examination report became available from either the state of domicile or the reporting entity. This date should be the date of the examined balance sheet and not the date the report was completed or released. 12/31/2013
- 6.3 State as of what date the latest financial examination report became available to other states or the public from either the state of domicile or the reporting entity. This is the release date or completion date of the examination report and not the date of the examination (balance sheet date). 06/19/2015
- 6.4 By what department or departments?  
State of Ohio Department of Insurance
- 6.5 Have all financial statement adjustments within the latest financial examination report been accounted for in a subsequent financial statement filed with Departments? Yes [ ] No [ ] N/A [X]
- 6.6 Have all of the recommendations within the latest financial examination report been complied with? Yes [ ] No [ ] N/A [X]
- 7.1 Has this reporting entity had any Certificates of Authority, licenses or registrations (including corporate registration, if applicable) suspended or revoked by any governmental entity during the reporting period? Yes [ ] No [X]
- 7.2 If yes, give full information:
- 8.1 Is the company a subsidiary of a bank holding company regulated with the Federal Reserve Board? Yes [ ] No [X]
- 8.2 If response to 8.1 is yes, please identify the name of the bank holding company.

- 8.3 Is the company affiliated with one or more banks, thrifts or securities firms? Yes [ ] No [X]
- 8.4 If the response to 8.3 is yes, please provide below the names and location (city and state of the main office) of any affiliates regulated by a federal regulatory services agency [i.e. the Federal Reserve Board (FRB), the Office of the Comptroller of the Currency (OCC), the Federal Deposit Insurance Corporation (FDIC) and the Securities Exchange Commission (SEC)] and identify the affiliate's primary federal regulator].

1 Affiliate Name	2 Location (City, State)	3 FRB	4 OCC	5 FDIC	6 SEC

- 9.1 Are the senior officers (principal executive officer, principal financial officer, principal accounting officer or controller, or persons performing similar functions) of the reporting entity subject to a code of ethics, which includes the following standards? Yes [X] No [ ]
- (a) Honest and ethical conduct, including the ethical handling of actual or apparent conflicts of interest between personal and professional relationships;
- (b) Full, fair, accurate, timely and understandable disclosure in the periodic reports required to be filed by the reporting entity;
- (c) Compliance with applicable governmental laws, rules and regulations;
- (d) The prompt internal reporting of violations to an appropriate person or persons identified in the code; and
- (e) Accountability for adherence to the code.
- 9.11 If the response to 9.1 is No, please explain:
- 9.2 Has the code of ethics for senior managers been amended? Yes [ ] No [X]
- 9.21 If the response to 9.2 is Yes, provide information related to amendment(s).
- 9.3 Have any provisions of the code of ethics been waived for any of the specified officers? Yes [ ] No [X]
- 9.31 If the response to 9.3 is Yes, provide the nature of any waiver(s).

### FINANCIAL

- 10.1 Does the reporting entity report any amounts due from parent, subsidiaries or affiliates on Page 2 of this statement? Yes [ ] No [X]

# GENERAL INTERROGATORIES

## PART 1 - COMMON INTERROGATORIES

10.2 If yes, indicate any amounts receivable from parent included in the Page 2 amount: \$ 0

### INVESTMENT

11.1 Were any of the stocks, bonds, or other assets of the reporting entity loaned, placed under option agreement, or otherwise made available for use by another person? (Exclude securities under securities lending agreements.) Yes [ ] No [X]

11.2 If yes, give full and complete information relating thereto:

12. Amount of real estate and mortgages held in other invested assets in Schedule BA: \$ 0

13. Amount of real estate and mortgages held in short-term investments: \$ 0

14.1 Does the reporting entity have any investments in parent, subsidiaries and affiliates? Yes [ ] No [X]

14.2 If yes, please complete the following:

	1 Prior Year End Book/Adjusted Carrying Value	2 Current Quarter Book/Adjusted Carrying Value
14.21 Bonds	\$ 0	\$ 0
14.22 Preferred Stock	0	0
14.23 Common Stock	0	0
14.24 Short-Term Investments	0	0
14.25 Mortgage Loans on Real Estate	0	0
14.26 All Other	0	0
14.27 Total Investment in Parent, Subsidiaries and Affiliates (Subtotal Lines 14.21 to 14.26)	\$ 0	\$ 0
14.28 Total Investment in Parent included in Lines 14.21 to 14.26 above	\$ 0	\$ 0

15.1 Has the reporting entity entered into any hedging transactions reported on Schedule DB? Yes [ ] No [X]

15.2 If yes, has a comprehensive description of the hedging program been made available to the domiciliary state? Yes [ ] No [ ]

If no, attach a description with this statement.

16. For the reporting entity's security lending program, state the amount of the following as of current statement date:

16.1 Total fair value of reinvested collateral assets reported on Schedule DL, Parts 1 and 2: \$ 0

16.2 Total book adjusted/carrying value of reinvested collateral assets reported on Schedule DL, Parts 1 and 2: \$ 0

16.3 Total payable for securities lending reported on the liability page: \$ 0

17. Excluding items in Schedule E-Part 3-Special Deposits, real estate, mortgage loans and investments held physically in the reporting entity's offices, vaults or safety deposit boxes, were all stocks, bonds and other securities, owned throughout the current year held pursuant to a custodial agreement with a qualified bank or trust company in accordance with Section 1, III - General Examination Considerations, F. Outsourcing of Critical Functions, Custodial or Safekeeping Agreements of the NAIC *Financial Condition Examiners Handbook*? Yes [X] No [ ]

17.1 For all agreements that comply with the requirements of the NAIC *Financial Condition Examiners Handbook*, complete the following:

1 Name of Custodian(s)	2 Custodian Address
Bank of New York Mellon	One Wall Street, New York, NY

17.2 For all agreements that do not comply with the requirements of the NAIC *Financial Condition Examiners Handbook*, provide the name, location and a complete explanation:

1 Name(s)	2 Location(s)	3 Complete Explanation(s)

17.3 Have there been any changes, including name changes, in the custodian(s) identified in 17.1 during the current quarter? Yes [ ] No [X]

17.4 If yes, give full and complete information relating thereto:

1 Old Custodian	2 New Custodian	3 Date of Change	4 Reason

17.5 Investment management – Identify all investment advisors, investment managers, broker/dealers, including individuals that have the authority to make investment decisions on behalf of the reporting entity. For assets that are managed internally by employees of the reporting entity, note as such ["...that have access to the investment accounts", "handle securities"].

1 Name of Firm or Individual	2 Affiliation
Eric Trigilio	I

17.5097 For those firms/individuals listed in the table for Question 17.5, do any firms/individuals unaffiliated with the reporting entity (i.e., designated with a "U") manage more than 10% of the reporting entity's assets? Yes [ ] No [ ]

17.5098 For firms/individuals unaffiliated with the reporting entity (i.e., designated with a "U") listed in the table for Question 17.5, does the total assets under management aggregate to more than 50% of the reporting entity's assets? Yes [ ] No [ ]

17.6 For those firms or individuals listed in the table for 17.5 with an affiliation code of "A" (affiliated) or "U" (unaffiliated), provide the information for the table below.

1 Central Registration Depository Number	2 Name of Firm or Individual	3 Legal Entity Identifier (LEI)	4 Registered With	5 Investment Management Agreement (IMA) Filed

18.1 Have all the filing requirements of the *Purposes and Procedures Manual of the NAIC Investment Analysis Office* been followed? Yes [X] No [ ]

18.2 If no, list exceptions:

## GENERAL INTERROGATORIES (continued)

### PART 2 – PROPERTY & CASUALTY INTERROGATORIES

1. If the reporting entity is a member of a pooling arrangement, did the agreement or the reporting entity's participation change? Yes [ ] No [X] N/A [ ]  
 If yes, attach an explanation.

2. Has the reporting entity reinsured any risk with any other reporting entity and agreed to release such entity from liability, in whole or in part, from any loss that may occur on the risk, or portion thereof, reinsured? Yes [ ] No [X]  
 If yes, attach an explanation.

3.1 Have any of the reporting entity's primary reinsurance contracts been canceled? Yes [ ] No [X]

3.2 If yes, give full and complete information thereto:

4.1 Are any of the liabilities for unpaid losses and loss adjustment expenses other than certain workers' compensation tabular reserves (see *Annual Statement Instructions* pertaining to disclosure of discounting for definition of "tabular reserves,") discounted at a rate of interest greater than zero? Yes [ ] No [X]

4.2 If yes, complete the following schedule:

1 Line of Business	2 Maximum Interest	3 Disc. Rate	Total Discount				Discount Taken During Period			
			4 Unpaid Losses	5 Unpaid LAE	6 IBNR	7 Total	8 Unpaid Losses	9 Unpaid LAE	10 IBNR	11 Total
	0.000	0.000	0	0	0	0	0	0	0	0
<b>Total</b>	XXX	XXX	0	0	0	0	0	0	0	0

5.1 Operating Percentages:

5.1 A&H loss percent	0.000%
5.2 A&H cost containment percent	0.000%
5.3 A&H expense percent excluding cost containment expenses	0.000%

6.1 Do you act as a custodian for health savings accounts? Yes [ ] No [X]

6.2 If yes, please provide the amount of custodial funds held as of the reporting date. \$ 0

6.3 Do you act as an administrator for health savings accounts? Yes [ ] No [X]

6.4 If yes, please provide the amount of funds administered as of the reporting date. \$ 0

**SCHEDULE F - CEDED REINSURANCE**

Showing All New Reinsurers - Current Year to Date

1 NAIC Company Code	2 ID Number	3 Name of Reinsurer	4 Domiciliary Jurisdiction	5 Type of Reinsurer	6 Certified Reinsurer Rating (1 through 6)	7 Effective Date of Certified Reinsurer Rating
------------------------------	----------------	------------------------	----------------------------------	---------------------------	---	--

**NONE**

## SCHEDULE T - EXHIBIT OF PREMIUMS WRITTEN

Current Year to Date - Allocated by States and Territories

	1	Direct Premiums Written		Direct Losses Paid (Deducting Salvage)		Direct Losses Unpaid		
		2	3	4	5	6	7	
States, Etc.	Active Status	Current Year to Date	Prior Year to Date	Current Year to Date	Prior Year to Date	Current Year to Date	Prior Year to Date	
1. Alabama.....	AL	L	59,229	106,355	12,464	1,060	47,695	21,500
2. Alaska.....	AK	L	32,051	36,525	325	912	11,171	9,570
3. Arizona.....	AZ	L	975,119	1,168,662	795,427	927,866	1,846,735	1,999,020
4. Arkansas.....	AR	L	15,764	40,151	961	7,907	69,543	90,760
5. California.....	CA	L	1,625,532	2,263,865	434,040	176,494	52,624	349,012
6. Colorado.....	CO	L	1,713,167	1,496,889	702,307	15,990	81,646	98,430
7. Connecticut.....	CT	L	31,055,506	34,755,626	18,925,993	15,840,968	70,825,360	44,539,602
8. Delaware.....	DE	L	37,931	36,001	11,883	2,528	65,932	1,177,088
9. District of Columbia.....	DC	L	3,551	23,259	140	368	9,921	15,838
10. Florida.....	FL	L	264,371	466,024	59,716	77,281	289,141	339,726
11. Georgia.....	GA	L	139,625	239,913	36,728	28,448	190,266	207,542
12. Hawaii.....	HI	L	4,773	18,082	6,176	1,726	7,342	21,743
13. Idaho.....	ID	L	1,182,399	896,980	770,230	404,226	2,106,430	1,724,923
14. Illinois.....	IL	L	128,178	322,046	65,704	48,268	566,557	187,662
15. Indiana.....	IN	L	992,014	948,089	781,542	1,047,612	2,400,270	2,684,753
16. Iowa.....	IA	L	81,400	54,718	29,919	3,520	28,438	24,908
17. Kansas.....	KS	L	298,595	529,417	114,949	15,991	54,405	59,509
18. Kentucky.....	KY	L	1,048,398	1,364,089	698,537	824,682	2,283,034	2,303,466
19. Louisiana.....	LA	L	67,059	172,401	43,548	26,588	121,135	143,768
20. Maine.....	ME	L	232,311	185,577	2,340	21	4,987	18,673
21. Maryland.....	MD	L	40,215	89,555	4,618	15,335	68,439	108,580
22. Massachusetts.....	MA	L	58,628	79,232	4,860	7,284	60,767	36,262
23. Michigan.....	MI	L	86,350	200,207	16,880	62,807	139,454	186,660
24. Minnesota.....	MN	L	122,269	165,696	7,730	50,631	98,927	130,229
25. Mississippi.....	MS	L	16,231	36,463	4,485	5,671	9,997	9,520
26. Missouri.....	MO	L	356,245	497,304	155,911	4,768	47,248	65,312
27. Montana.....	MT	L	19,150	12,125	1,856	5,643	15,435	23,564
28. Nebraska.....	NE	L	23,585	90,964	30,383	16,144	65,881	89,235
29. Nevada.....	NV	L	107,728	62,679	104,675	8,092	39,701	41,369
30. New Hampshire.....	NH	L	27,260	74,990	-	-	14,656	13,760
31. New Jersey.....	NJ	L	11,282,730	17,000,062	10,495,490	12,583,238	50,080,052	47,673,712
32. New Mexico.....	NM	L	25,600	40,675	2,767	(907)	16,485	14,126
33. New York.....	NY	L	178,322	332,015	527,067	988,408	3,817,555	4,663,100
34. North Carolina.....	NC	L	151,796	349,843	12,596	31,206	199,015	121,205
35. North Dakota.....	ND	L	6,862	5,327	288	-	15,398	15,826
36. Ohio.....	OH	L	5,183,980	5,671,428	3,856,314	3,221,990	9,831,664	9,569,170
37. Oklahoma.....	OK	L	67,309	48,900	13,585	24,349	(67,061)	38,388
38. Oregon.....	OR	L	3,446,811	3,916,202	3,211,790	3,218,595	7,096,881	8,312,818
39. Pennsylvania.....	PA	L	198,222	393,394	(307,793)	107,414	1,993,885	2,236,477
40. Rhode Island.....	RI	L	13,235,189	12,513,553	7,590,449	7,645,208	24,031,755	23,444,108
41. South Carolina.....	SC	L	98,207	241,041	19,786	10,875	71,379	82,921
42. South Dakota.....	SD	L	12,088	72,887	3,479	(263)	67,058	69,578
43. Tennessee.....	TN	L	3,682,319	3,319,149	2,595,861	1,815,492	5,299,209	5,235,046
44. Texas.....	TX	L	243,268	447,642	39,549	71,545	384,727	412,751
45. Utah.....	UT	L	38,683	42,305	55,481	99,392	54,157	54,092
46. Vermont.....	VT	L	59,662	81,259	750	581	5,244	5,420
47. Virginia.....	VA	L	90,781	198,048	5,519	13,567	64,589	69,188
48. Washington.....	WA	L	5,056,048	6,080,418	3,837,418	4,323,902	11,807,830	13,118,609
49. West Virginia.....	WV	L	1,050	1,465	-	(20)	2,557	3,042
50. Wisconsin.....	WI	L	92,216	137,755	27,146	17,002	73,775	78,137
51. Wyoming.....	WY	L	4,520	3,784	1,710	3,475	11,132	11,243
52. American Samoa.....	AS	N						
53. Guam.....	GU	N						
54. Puerto Rico.....	PR	N						
55. US Virgin Islands.....	VI	N						
56. Northern Mariana Islands.....	MP	N						
57. Canada.....	CAN	N						
58. Aggregate Other Alien.....	OT	XXX	0	0	0	0	0	0
59. Totals.....	(a)	51	83,970,297	97,331,036	55,813,579	53,803,880	196,480,423	171,950,941

### DETAILS OF WRITE-INS

58001.....	XXX							
58002.....	XXX							
58003.....	XXX							
58998. Summary of remaining write-ins for Line 58 from overflow page....	XXX	0	0	0	0	0	0	0
58999. Totals (Lines 58001 thru 58003+ Line 58998) (Line 58 above).....	XXX	0	0	0	0	0	0	0

(L) - Licensed or Chartered - Licensed Insurance Carrier or Domiciled RRG; (R) - Registered - Non-domiciled RRGs; (Q) - Qualified - Qualified or Accredited Reinsurer;  
 (E) - Eligible - Reporting Entities eligible or approved to write Surplus Lines in the state (other than their state of domicile see DSLI); (D) - DSLI - Domestic Surplus Lines Insurer  
 (DSL) - Reporting entities authorized to write Surplus Lines in the state of domicile; (N) - None of the above - Not allowed to write business in the state.  
 (a) Insert the number of D and L responses except for Canada and Other Alien.



MAPFRE, S.A.	% OWNED	NAIC	FED ID
MAPFRE ESPAÑA COMPAÑÍA DE SEGUROS Y REASEGUROS, S.A.	83.8	MAPFRE S.A.	
POLICLINICO SALUD 4, S.A.	100.0	MAPFRE S.A.	
CLUB MAPFRE, S.A.	99.5	MAPFRE S.A.	
MAPFRE AUTOMOCION S.A.U.	100.0	MAPFRE S.A.	
CENTRO DE EXPERIMENTACION Y SEGURIDAD VIAL MAPFRE, S.A.	99.2	MAPFRE S.A.	
VERTI ASEGURADORA, COMPAÑIA DE SEGUROS Y REASEGUROS, S.A.	99.1	MAPFRE S.A.	
MULTISERVICIOS MAPFRE MULTIMAP, S.A.	97.0	MAPFRE S.A.	
MAPFRE TECH	79.3	MAPFRE S.A.	
MAPFRE VIDEO Y COMUNICACION, S.A.	75.0	MAPFRE S.A.	
DISEÑO URBANO, S.L.	50.0	MAPFRE S.A.	
SERVICIOS COMERCIALES Y ENERGETICOS DE BENIDORM, S.L.	50.0	MAPFRE S.A.	
MAPFRE CONSULTORES DE SEGUROS Y REASEGUROS, S.A.	50.0	MAPFRE S.A.	
FINLOG-ALUGUER E COMERCIO DE AUTOMOVEIS, S.A.	50.0	MAPFRE S.A.	
LAIETANA SEGUROS GENERALES	100.0	MAPFRE S.A.	
MAPFRE QINGDAO ENTERPRISE MANAGEMENT CONSULTING LIMITED COMPANY	100.0	MAPFRE S.A.	
SERVICIOS DE PERITACION MAPFRE S.A.	96.0	MAPFRE S.A.	
AGROSEGURO, S.A.	20.6	MAPFRE S.A.	
IBERICAR, SOCIEDAD IBERICA DEL AUTOMOVIL, S.A.	50.0	MAPFRE S.A.	
ONLINE SHOPPING CLUB EUROPE, S.L.	49.9	MAPFRE S.A.	
BANKINTER SEGUROS GENERALES, S.A.	50.1	MAPFRE S.A.	
RASTREATOR.COM LTD	25.0	MAPFRE S.A.	
ESPACIOS AVANZADOS DEL MEDITERRANEO, S.L.	22.2	MAPFRE S.A.	
AUDATEX ESPAÑA, S.A.	12.5	MAPFRE S.A.	
INMO ALEMANIA GESTION DE ACTIVOS INMOBILIARIOS, S.L.	10.0	MAPFRE S.A.	
TECNOLOGIAS DE LA INFOMRACION Y REDES PARA LAS ENTIDADES ASEGURADORAS, S.A.	16.4	MAPFRE S.A.	
MAPFRE CONSULTORES DE SEGUROS Y REASEGUROS, S.A.	50.0	MAPFRE S.A.	
FUNESPANA, S.A.	95.2	MAPFRE S.A.	
FUNERARIA PEDROLA, S.L.	100.0	MAPFRE S.A.	
TANATORIUM ZRT	100.0	MAPFRE S.A.	
ALL FUNERAL SERVICES, S.L.	100.0	MAPFRE S.A.	
SALZILLO SERVICIOS FUNERARIOS S.L.	76.0	MAPFRE S.A.	
SERVICIOS Y GESTION FUNERARIA, S.A.	100.0	MAPFRE S.A.	
TANATORI BENIDORM, S.L.	100.0	MAPFRE S.A.	
TANATORI LA DAMA D'ELX, S.L.	97.1	MAPFRE S.A.	
ZACARIAS NUNO, S.L.	50.0	MAPFRE S.A.	
SERVICIOS FUNERARIOS FUNEMADRID, S.A.	100.0	MAPFRE S.A.	
CEMENTERIO JARDIN DE ALCALA DE HENARES, S.A.	49.0	MAPFRE S.A.	
FUNETXEA, S.L.	100.0	MAPFRE S.A.	
SERVICIOS FUNERARIOS DE ZARAGOZA, S.L.	70.0	MAPFRE S.A.	
INICIATIVAS ALCAESAR, S.L.	40.0	MAPFRE S.A.	
ALCAESAR FUNERHERVAS, S.L.	100.0	MAPFRE S.A.	
ALCAESAR FUNERCORIA, S.L.	100.0	MAPFRE S.A.	
FUNERTRUJILLO, S.L.	100.0	MAPFRE S.A.	
SERVICIOS FUNERARIOS NUESTRA SENORA DE LA LUZ, S.L.	30.0	MAPFRE S.A.	
ALCAESAR FUNERPLASENCIA, S.L.	100.0	MAPFRE S.A.	
NUEVO TANATORIO, S.L.	50.0	MAPFRE S.A.	
NUEVOS SERVICIOS FUNERARIOS, S.L.	50.0	MAPFRE S.A.	
SERVICIOS FUNERARIOS LA CARIDAD, S.L.	50.0	MAPFRE S.A.	
TANATORIO Y CEMENTERIO DE SANLUCAR, S.L.	75.0	MAPFRE S.A.	
EMPRESA MIXTA SERVEIS MUNICIPALS DE TARRAGONA, S.L.	49.0	MAPFRE S.A.	
GESTION DE CEMENTERIS DE TARRAGONA	50.0	MAPFRE S.A.	
GAB MANAGEMENT & CONSULTING, S.R.L.	77.6	MAPFRE S.A.	
POMPES FUNEBRES DOMINGO, S.L.	75.0	MAPFRE S.A.	
DE MENA SERVICIOS FUNERARIOS S.L.	70.0	MAPFRE S.A.	
CEMENTERIO PARQUE ANDUJAR, S.L.	60.0	MAPFRE S.A.	
FUNBIERZO, S.L.	67.6	MAPFRE S.A.	
FUNERARIA HISPALENSE, S.L.	50.0	MAPFRE S.A.	
ISABELO ALVAREZ MAYORGA, S.A.	50.0	MAPFRE S.A.	
SERVICIOS FUNERARIOS DEL NERVION, S.L.	50.0	MAPFRE S.A.	
EMPRESA MIXTA SERVICIOS FUNERARIOS MADRID, S.A.	49.0	MAPFRE S.A.	
TANATORIO DE ECIIJA, S.L.	25.0	MAPFRE S.A.	
TANATORIO SE-30 SEVILLA, S.L.	10.0	MAPFRE S.A.	
FUNESPANA CHILE, S.A.	50.0	MAPFRE S.A.	
FUNEUROPEA CHILE, S.A.	50.0	MAPFRE S.A.	
FUNERARIAS REUNIDAS EL BIERZO, S.A.	91.3	MAPFRE S.A.	
MAPFRE INMUEBLES, S.G.A.	76.8	MAPFRE S.A.	
INMOBILIARIA MAPINVER S.A.	100.0	MAPFRE S.A.	
DESARROLLOS URBANOS CIC, S.A.	99.9	MAPFRE S.A.	
SERVICIOS INMOBILIARIOS MAPFRE S.A.	99.9	MAPFRE S.A.	
MEDISEMAP, AGENCIA DE SEGUROS, S.L.	66.7	MAPFRE S.A.	
MAPFRE SEGUROS GERAIS S.A.	100.0	MAPFRE S.A.	
MAPFRE PORTUGAL SEGUROS DE VIDA S.A.	100.0	MAPFRE S.A.	
MAPFRE CONSULTORES DE SEGUROS Y REASEGUROS, S.A.	50.0	MAPFRE S.A.	
MAPFRE VIDA SOCIEDAD ANONIMA DE SEGUROS Y REASEGUROS SOBRE LA VIDA HUMANA	99.9	MAPFRE S.A.	
MAPFRE TECH	14.7	MAPFRE S.A.	
MAPFRE VIDEO Y COMUNICACION, S.A.	25.0	MAPFRE S.A.	
MIRACETI S.A.	100.0	MAPFRE S.A.	
MAPFRE INVERSION SOCIEDAD DE VALORES S.A.	100.0	MAPFRE S.A.	
MAPFRE INVERSION DOS SOCIEDAD GESTORA DE INSTITUCIONES DE INVESRSION COLECTIVA S.A.	100.0	MAPFRE S.A.	
MAPFRE VIDA PENSIONES, ENTIDAD GESTORA DE FONDOS DE PENSIONES S.A.	100.0	MAPFRE S.A.	
CONSULTORA ACTUARIAL Y DE PENSIONES MAPFRE VIDA, S.A.	99.9	MAPFRE S.A.	
GESTION MODA SHOPPING S.A.	99.8	MAPFRE S.A.	
BANKIA MAPFRE VIDA, S.A. DE SEGUROS Y REASEGUROS	51.0	MAPFRE S.A.	
BANKINTER SEGUROS DE VIDA, S.A.	50.0	MAPFRE S.A.	
CAJA CASTILLA LA MANCHA VIDA Y PENSIONES S.A.	50.0	MAPFRE S.A.	
UNION DEL DUERO COMPAÑIA DE SEGUROS DE VIDA, S.A.	50.0	MAPFRE S.A.	
DUERO PENSIONES ENTIDAD GESTORA DE FONDOS DE PENSIONES, S.A.	50.0	MAPFRE S.A.	
MEDISEMAP, AGENCIA DE SEGUROS, S.L.	33.3	MAPFRE S.A.	
LAIETANA VIDA	51.0	MAPFRE S.A.	
ASEGURADORA VALENCIANA DE SEGUROS Y REAS. (ASEVAL)	51.0	MAPFRE S.A.	
MAPFRE RE COMPAÑIA DE REASEGUROS, S.A.	92.2	MAPFRE S.A.	
CIAR INVESTMENT	100.0	MAPFRE S.A.	
INMOBILIARIA PRESIDENTE FIGUEROA ALCORTA, S.A.	100.0	MAPFRE S.A.	
REINSURANCE MANAGEMENT INC.	100.0	MAPFRE S.A.	
MAPFRE RE ESCRITORIO DE REPRESENTACION COMPAÑIA DE REASEGUROS, S.A.	100.0	MAPFRE S.A.	
MAPFRE RE DO BRASIL COMPAÑIA DE REASEGUROS	100.0	MAPFRE S.A.	
MAPFRE CHILE REASEGUROS, S.A.	100.0	MAPFRE S.A.	
C R ARGENTINA, S.A.	100.0	MAPFRE S.A.	
CAJA REASEGURADORA DE CHILE, S.A.	99.8	MAPFRE S.A.	
INMOBILIARIA COSTA DE MONTEMAR, S.A.	31.4	MAPFRE S.A.	

MAPFRE MANDATOS Y SERVICIOS, S.A.	95.0	MAPFRE S.A.	
MAPFRE INTERNACIONAL S.A.	99.2	MAPFRE S.A.	
MAPFRE ARGENTINA HOLDING S.A.	100.0	MAPFRE S.A.	
CLUB MAPFRE ARGENTINA	97.0	MAPFRE S.A.	
MAPFRE ARGENTINA SEGUROS S.A.	100.0	MAPFRE S.A.	
CESVI ARGENTINA, S.A.	60.6	MAPFRE S.A.	
MAPFRE ARGENTINA SEGUROS DE VIDA S.A.	36.0	MAPFRE S.A.	
MAPFRE ARGENTINA SEGUROS DE VIDA S.A.	64.0	MAPFRE S.A.	
MAPFRE PRAICO CORPORATION	100.0	MAPFRE S.A.	66-0781080
MAPFRE PAN AMERICAN INSURANCE COMPANY	100.0	MAPFRE S.A.	31690 66-0319465
MAPFRE FINANCE OF PUERTO RICO CORP	100.0	MAPFRE S.A.	66-0391019
MAPFRE INSURANCE AGENCY OF PUERTO RICO, INC.	100.0	MAPFRE S.A.	66-0621733
MAPFRE SOLUTIONS, INC.	100.0	MAPFRE S.A.	66-0595402
MULTISERVICAR INC.	100.0	MAPFRE S.A.	66-0638119
MAPFRE LIFE INSURANCE COMPANY OF PUERTO RICO	100.0	MAPFRE S.A.	77054 66-0402309
MAPFRE PRAICO INSURANCE COMPANY	100.0	MAPFRE S.A.	43052 66-0470284
MAPFRE LA SEGURIDAD S.A.	99.5	MAPFRE S.A.	
CLUB MAPFRE S.A.	100.0	MAPFRE S.A.	
CEFOPROSEG C.A.	100.0	MAPFRE S.A.	
INVERSORA SEGURIDAD C.A.	100.0	MAPFRE S.A.	
AUTOMOTRIZ MULTISERVICAR, C.A.	100.0	MAPFRE S.A.	
UNIDAD EDUCATIVA D.R. FERNANDO BRAVO PEREZ CA	100.0	MAPFRE S.A.	
MAPFRE CHILE SEGUROS S.A.	100.0	MAPFRE S.A.	
MAPFRE CHILE ASESORIAS, S.A.	100.0	MAPFRE S.A.	
MAPFRE COMPANIA DE SEGUROS GENERALES DE CHILE S.A.	18.1	MAPFRE S.A.	
MAPFRE COMPANIA DE SEGUROS GENERALES DE CHILE S.A.	81.9	MAPFRE S.A.	
MAPFRE CHILE VIDA S.A.	100.0	MAPFRE S.A.	
MAPFRE COMPANIA DE SEGUROS DE VIDA DE CHILE	100.0	MAPFRE S.A.	
MAPFRE HOLDING DO BRASIL LTDA	98.8	MAPFRE S.A.	
MAPFRE VERA CRUZ CONSULTORIA TECNICA E ADMINISTRACAO DE FUNDOS LTDA	100.0	MAPFRE S.A.	
PROTENSEG CORRETORA DE SEGUROS LTDA	100.0	MAPFRE S.A.	
CESVI BRASIL S.A. CENTRO DE EXPERIMENTACAO E SEGURANCA VIARIA	100.0	MAPFRE S.A.	
MAPFRE SAUDE LTDA	100.0	MAPFRE S.A.	
MAPFRE INVESTIMENTOS E PARTICIPACOES, S.A.	100.0	MAPFRE S.A.	
MAPFRE ADMINISTRACOES DE CONSORCIO S.A.	100.0	MAPFRE S.A.	
MAPFRE DISTRIBUIDORA DE TITULOS E VALORES MOBILIARIOS, S.A.	100.0	MAPFRE S.A.	
MAPFRE BRASIL PARTICIPACOES, S.A.	91.7	MAPFRE S.A.	
MAPFRE PREVIDENCIA S.A.	100.0	MAPFRE S.A.	
MAPFRE CAPITALIZACAO	100.0	MAPFRE S.A.	
MAPFRE BB SH2 PARTICIPACOES, S.A.	50.0	MAPFRE S.A.	
ALIANCA DO BRASIL SEGUROS S.A.	100.0	MAPFRE S.A.	
BRASIL VEICULOS COMPANHIA DE SEGUROS S.A.	100.0	MAPFRE S.A.	
MAPFRE SEGUROS GERAIS S.A.	100.0	MAPFRE S.A.	
MAPFRE ASSISTENCIA	100.0	MAPFRE S.A.	
BB MAPFRE SH1 PARTICIPACOES, S.A.	25.0	MAPFRE S.A.	
MAPFRE VIDA S.A.	100.0	MAPFRE S.A.	
COMPANHIA DE SEGUROS ALIANCA DO BRASIL, S.A.	100.0	MAPFRE S.A.	
MAPFRE SEGUROS GENERALES DE COLOMBIA S.A.	94.3	MAPFRE S.A.	
CREDIMAPFRE	94.9	MAPFRE S.A.	
AUTOMOTORES CAPITAL LTDA	100.0	MAPFRE S.A.	
MAPFRE SERVICIOS EXEQUIALES SAS	100.0	MAPFRE S.A.	
MAPFRE COLOMBIA VIDA S.A.	94.4	MAPFRE S.A.	
GESTIMAP S.A.	92.3	MAPFRE S.A.	
CESVI COLOMBIA, S.A.	62.3	MAPFRE S.A.	
MAPFRE PERU VIDA, COMPANIA DE SEGUROS, S.A.	67.3	MAPFRE S.A.	
CORPORACION FINISTERRE, S.A.	100.0	MAPFRE S.A.	
MAPFRE PERU CAMPANIA DE SEGUROS Y REASEGUROS	99.3	MAPFRE S.A.	
MAPFRE PERU ENTIDAD PRESTADORA DE SALUD	98.6	MAPFRE S.A.	
MAPFRE ATLAS COMPANIA DE SEGUROS, S.A.	60.0	MAPFRE S.A.	
MAPFRE SOFT S.A.	100.0	MAPFRE S.A.	
MAPFRE PARAGUAY COMPANIA DE SEGUROS, S.A.	89.5	MAPFRE S.A.	
APOINT S.A.	100.0	MAPFRE S.A.	
MAPFRE LA URUGUAYA S.A.	100.0	MAPFRE S.A.	
MAPFRE DOMINICANA S.A.	100.0	MAPFRE S.A.	
MAPFRE BHD COMPANIA DE SEGUROS, S.A.	51.0	MAPFRE S.A.	
CREDI PRIMAS, S.A.	100.0	MAPFRE S.A.	
GRUPO CORPORATIVO LML S.A. DE C.V.	100.0	MAPFRE S.A.	
MAPFRE TEPEYAC S.A.	44.3	MAPFRE S.A.	
MAPFRE TEPEYAC S.A.	55.7	MAPFRE S.A.	
MAPFRE UNIDAD DE SERVICIOS S.A. DE C.V.	100.0	MAPFRE S.A.	
MAPFRE TEPEYAC INC.	100.0	MAPFRE S.A.	
MAPFRE SERVICIOS MEXICANOS	100.0	MAPFRE S.A.	
MAPFRE FIANZAS S.A.	100.0	MAPFRE S.A.	
MAPFRE ASSET DEFENSA LEGAL MEXICANA S.A. DE C.V.	78.8	MAPFRE S.A.	
MAPFRE TEPEYAC ASESORES	16.0	MAPFRE S.A.	
CESVI MEXICO, S.A.	16.7	MAPFRE S.A.	
MAPFRE TEPEYAC ASESORES	51.0	MAPFRE S.A.	
MAPFRE AMERICA CENTRAL, S.A.	100.0	MAPFRE S.A.	
MAPFRE PANAMA	99.3	MAPFRE S.A.	
INMOBILIARIA AMERICANA S.A.	78.9	MAPFRE S.A.	
MAPFRE TENEDORA DE ACC, S.A.	100.0	MAPFRE S.A.	
MAPFRE SEGUROS HONDURAS S.A.	73.0	MAPFRE S.A.	
MAPFRE SEGUROS COSTA RICA, S.A.	100.0	MAPFRE S.A.	
MAPFRE SEGUROS GUATEMALA, S.A.	100.0	MAPFRE S.A.	
MAPFRE SEGUROS NICARAGUA, S.A.	100.0	MAPFRE S.A.	
MAPFRE SEGUROS HONDURAS S.A.	25.1	MAPFRE S.A.	
MAPFRE LA CENTRO AMERICANA, S.A.	72.9	MAPFRE S.A.	
AMA/ASISTENCIA MEDICA ADMISTRADA, C.A.	99.7	MAPFRE S.A.	
MAPFRE USA CORPORATION INC.	100.0	MAPFRE S.A.	04-2599931
MAPFRE LIFE INSURANCE COMPANY	100.0	MAPFRE S.A.	85561 51-0137488
VERTI INSURANCE COMPANY	100.0	MAPFRE S.A.	15736 47-2744441
THE CITATION INSURANCE COMPANY	100.0	MAPFRE S.A.	40274 04-2739876
BFC HOLDING CORPORATION	100.0	MAPFRE S.A.	04-3148033
INSPOP USA, LLC	11.3	MAPFRE S.A.	
THE COMMERCE INSURANCE COMPANY	100.0	MAPFRE S.A.	34754 04-2495247
MAPFRE INTERMEDIARIES	100.0	MAPFRE S.A.	65-0214501
MAPFRE INSURANCE COMPANY OF FLORIDA	100.0	MAPFRE S.A.	34932 65-0131982
MAPFRE INSURANCE COMPANY	100.0	MAPFRE S.A.	23876 36-3347420
MM REAL ESTATE, LLC	100.0	MAPFRE S.A.	
BIGELOW & OLD WORCESTER, LLC	100.0	MAPFRE S.A.	04-2495247
ACIC HOLDINGS COMPANY, INC.	95.0	MAPFRE S.A.	05-0501519

THE COMMERCE WEST INSURANCE COMPANY	100.0	MAPFRE S.A.	13161 94-1137122
AMERICAN COMMERCE INSURANCE COMPANY	100.0	MAPFRE S.A.	19941 31-4361173
MAPFRE INSURANCE COMPANY OF NEW YORK	100.0	MAPFRE S.A.	25275 13-1773336
MAPFRE GENEL SIGORTA, A.S.	99.7	MAPFRE S.A.	
MAPFRE GENEL YASAM SIGORTA, A.S.	100.0	MAPFRE S.A.	
GENEL SERVIS A.S.	51.0	MAPFRE S.A.	
MAPFRE INSULAR INSURANCE CORPORATION	74.9	MAPFRE S.A.	
MIDDLESEA INSURANCE P.L.C.	54.6	MAPFRE S.A.	
MIDDLESEA ASSIST LIMITED	49.0	MAPFRE S.A.	
M.S.V. LIFE P.L.C.	50.0	MAPFRE S.A.	
GROWTH INVESTMENTS LIMITED	100.0	MAPFRE S.A.	
CHURCH WARF PROPERTIES	50.0	MAPFRE S.A.	
CHURCH WARF PROPERTIES	50.0	MAPFRE S.A.	
BEE INSURANCE MANAGEMENT LTD	100.0	MAPFRE S.A.	
EURO GLOBE HOLDINGS LIMITED	100.0	MAPFRE S.A.	
EUROMED RISK SOLUTIONS LIMITED	100.0	MAPFRE S.A.	
PT ASURANSI BINA DANA ARTA TBK	20.0	MAPFRE S.A.	
PT MAPFRE ABDA ASSISTANCE	49.0	MAPFRE S.A.	
DIRECT LINE VERSICHERUNG AKTIENGESELLSCHAFT	100.0	MAPFRE S.A.	
DIRECT LINE INSURANCE S.P.A.	100.0	MAPFRE S.A.	
MAPFRE ASISTENCIA COMPANIA INTERNACIONAL DE SEGUROS Y REASEGUROS, S.A.	100.0	MAPFRE S.A.	
IBEROASISTENCIA, ARGENTINA S.A.	100.0	MAPFRE S.A.	
VENEASISTENCIA, S.A.	100.0	MAPFRE S.A.	
IRELAND ASSIST, LTD	100.0	MAPFRE S.A.	
MEXICO ASISTENCIA, S.A.	100.0	MAPFRE S.A.	
CENTRO INTERNATIONAL DE SERVICIOS Y ASISTENCIA, S.A.	100.0	MAPFRE S.A.	
ALLMAP ASSIST GESELLSCHAFT FUR BEISTANDSLEISTUNGEN MBH	100.0	MAPFRE S.A.	
ARABA ASSIST FOR LOGISTIC SERVICES	100.0	MAPFRE S.A.	
LLC MAPFRE WARRANTY	100.0	MAPFRE S.A.	
MAPFRE ASISTENCIA LIMITED	100.0	MAPFRE S.A.	
MAPFRE ASISTENCIA COMPANY LIMITED	100.0	MAPFRE S.A.	
MAPFRE WARRANTY JAPAN KABUSHIKI KAISHA	100.0	MAPFRE S.A.	
INSURE AND GO INSURANCE SERVICES USA CORP.	100.0	MAPFRE S.A.	
COSTA RICA ASISTENCIA	100.0	MAPFRE S.A.	
QUETZAL ASISTENCIA, S.A.	100.0	MAPFRE S.A.	
NICASSIT, S.A.	100.0	MAPFRE S.A.	
EL SALVADOR ASISTENCIA, S.A.	100.0	MAPFRE S.A.	
NORASIST, INC D/B/A ROAD CANADA	100.0	MAPFRE S.A.	
BRICKELL FINANCIAL SERVICES MOTOR CLUB INC.	100.0	MAPFRE S.A.	
VIAJES MAPFRE CCI, S.L.	100.0	MAPFRE S.A.	
INSURE AND GO AUSTRALIA	100.0	MAPFRE S.A.	
BRASIL ASISTENCIA S/A	100.0	MAPFRE S.A.	
MAPFRE SOLUTIONS DO BRASIL LTDA	100.0	MAPFRE S.A.	
MAPFRE ABRAXAS SOFTWARE, LTD	100.0	MAPFRE S.A.	
ABRAXAS INSURANCE	100.0	MAPFRE S.A.	
MAPFRE WARRANTY UK LIMITED	100.0	MAPFRE S.A.	
HOME 3	50.0	MAPFRE S.A.	
MAPFRE WARRANTY S.P.A.	100.0	MAPFRE S.A.	
MAPFRE WARRANTIES	100.0	MAPFRE S.A.	
FRANCE ASSIST	100.0	MAPFRE S.A.	
MAPFRE INSURANCE SERVICES S.L.R.	100.0	MAPFRE S.A.	
MAPFRE ASSISTANCE USA INC.	100.0	MAPFRE S.A.	
CENTURY AUTOMOTIVE SERVICES COMPANY	100.0	MAPFRE S.A.	
FEDERAL ASSIST Co.	100.0	MAPFRE S.A.	
INSURE AND GO	100.0	MAPFRE S.A.	
TRAVEL CLAIMS SERVICES LIMITED	100.0	MAPFRE S.A.	
INSURE AND GO AUSTRALASIA	100.0	MAPFRE S.A.	
CIG SERVICES LIMITED	100.0	MAPFRE S.A.	
ANDIASISTENCIA COMPANIA DE ASISTENCIA DE LOS ANDES, S.A.	94.9	MAPFRE S.A.	
ECUASISTENCIA S.A.	94.5	MAPFRE S.A.	
PERU ASISTENCIA, S.A.	99.9	MAPFRE S.A.	
CONSULTING DE SOLUCIONES Y TECNOLOGIAS SIAM, S.A.	99.9	MAPFRE S.A.	
IBEROASISTENCIA INTERNACIONAL	99.8	MAPFRE S.A.	
INDIA ROADSIDE ASSISTANCE PRIVATE LIMITED	99.6	MAPFRE S.A.	
EUROSOS ASSISTANCE S.A.	99.5	MAPFRE S.A.	
URUGUAY ASISTENCIA, S.A.	94.8	MAPFRE S.A.	
SUR ASISTENCIA, S.A.	99.0	MAPFRE S.A.	
NILE ASSIT	98.0	MAPFRE S.A.	
TUR ASSIST, LTD.	91.7	MAPFRE S.A.	
ROAD CHINA ASSISTANCE CO., LTD.	100.0	MAPFRE S.A.	
IBERO ASISTENCIA, S.A.	100.0	MAPFRE S.A.	
MIDDLESEA ASSIST LIMITED	51.0	MAPFRE S.A.	
ASISTENCIA BOLIVIANA, S.A.	99.5	MAPFRE S.A.	
GULF ASSIST, B.S.C.	74.6	MAPFRE S.A.	
CARIBE ASISTENCIA	79.5	MAPFRE S.A.	
BENELUX ASSIST, S.A.	100.0	MAPFRE S.A.	
PANAMA ASISTENCIA, S.A.	76.0	MAPFRE S.A.	
LIB ASSIST	51.0	MAPFRE S.A.	
ROADSIDE ASSIST ALGERIE SPA	60.3	MAPFRE S.A.	
PT MAPFRE ABDA ASSISTANCE	51.0	MAPFRE S.A.	
AFRIQUE ASSISTANCE, S.A.	49.0	MAPFRE S.A.	
MAPFRE INMUEBLES, S.G.A.	10.0	MAPFRE S.A.	
MAPFRE GLOBAL RISKS	100.0	MAPFRE S.A.	
INMO ALEMANIA GESTION DE ACTIVOS INMOBILIARIOS, S.L.	10.0	MAPFRE S.A.	
MAPFRE ESPAÑA COMPAÑÍA DE SEGUROS Y REASEGUROS, S.A.	16.2	MAPFRE S.A.	
SERVIFINANZAS S.A. SOCIEDAD UNIPERSONAL	100.0	MAPFRE S.A.	
INDUSTRIAL RE S.A.	100.0	MAPFRE S.A.	
SOLUNION SEGUROS DE CREDITO S.A.	50.0	MAPFRE S.A.	
MAQUAVIT INMUEBLES, S.L.	56.8	MAPFRE S.A.	
BIOINGENIERIA ARAGONESA, S.L.	100.0	MAPFRE S.A.	
PROVITAE CENTROS ASISTENCIALES, S.L.	50.0	MAPFRE S.A.	
FANCY INVESTMENT S.A.	100.0	MAPFRE S.A.	
PREMINEN PRICE COMPARISON HOLDINGS LIMITED	50.0	MAPFRE S.A.	

## SCHEDULE Y

### PART 1A - DETAIL OF INSURANCE HOLDING COMPANY SYSTEM

1	2	3	4	5	6	7	8	9	10	11	12	13	14	15	16
Group Code	Group Name	NAIC Company Code	ID Number	Federal RSSD	CIK	Name of Securities Exchange if Publicly Traded (U.S. or International)	Names of Parent, Subsidiaries or Affiliates	Domiciliary Location	Relationship to Reporting Entity	Directly Controlled by (Name of Entity/Person)	Type of Control (Ownership Board, Management, Attorney-in-Fact, Influence, Other)	If Control is Ownership Provide Percentage	Ultimate Controlling Entity(ies)/Person(s)	Is an SCA Filing Required? (Y/N)	*
<b>Members</b>															
							FUNDACION MAPFRE.....	ESP.....	UIP.....	FUNDACION MAPFRE.....	OWNERSHIP...	100.000	FUNDACION MAPFRE.....	N	
							CARTERA MAPFRE, S.L.....	ESP.....	UIP.....	FUNDACION MAPFRE.....	OWNERSHIP...	100.000	FUNDACION MAPFRE.....	N	
							MAPFRE, S.A.....	ESP.....	UIP.....	CARTERA MAPFRE, S.L.....	OWNERSHIP...	100.000	FUNDACION MAPFRE.....	N	
							MAPFRE ESPAÑA COMPAÑÍA DE SEGUROS Y REASEGUROS, S.A.....	ESP.....	NIA.....	MAPFRE S.A.....	OWNERSHIP...	83.800	CARTERA MAPFRE, S.L.....	N	
							POLICLINICO SALUD 4, S.A.....	ESP.....	NIA.....	MAPFRE ESPAÑA COMPAÑÍA DE SEGUROS Y REASEGUROS, S.A.....	OWNERSHIP...	100.000	MAPFRE S.A.....	N	
							CLUB MAPFRE, S.A.....	ESP.....	NIA.....	MAPFRE ESPAÑA COMPAÑÍA DE SEGUROS Y REASEGUROS, S.A.....	OWNERSHIP...	99.500	MAPFRE S.A.....	N	
							MAPFRE AUTOMOCION S.A.U.....	ESP.....	NIA.....	MAPFRE ESPAÑA COMPAÑÍA DE SEGUROS Y REASEGUROS, S.A.....	OWNERSHIP...	100.000	MAPFRE S.A.....	N	
							CENTRO DE EXPERIMENTACION Y SEGURIDAD VIAL MAPFRE, S.A.....	ESP.....	NIA.....	MAPFRE ESPAÑA COMPAÑÍA DE SEGUROS Y REASEGUROS, S.A.....	OWNERSHIP...	99.200	MAPFRE S.A.....	N	
							VERTI ASEGURADORA, COMPANIA DE SEGUROS Y REASEGUROS, S.A.....	ESP.....	NIA.....	MAPFRE ESPAÑA COMPAÑÍA DE SEGUROS Y REASEGUROS, S.A.....	OWNERSHIP...	99.100	MAPFRE S.A.....	N	
							MULTISERVICIOS MAPFRE MULTIMAP, S.A.....	ESP.....	NIA.....	MAPFRE ESPAÑA COMPAÑÍA DE SEGUROS Y REASEGUROS, S.A.....	OWNERSHIP...	97.000	MAPFRE S.A.....	N	
							MAPFRE TECH.....	ESP.....	NIA.....	MAPFRE ESPAÑA COMPAÑÍA DE SEGUROS Y REASEGUROS, S.A.....	OWNERSHIP...	79.300	MAPFRE S.A.....	N	
							MAPFRE VIDEO Y COMUNICACION, S.A.....	ESP.....	NIA.....	MAPFRE ESPAÑA COMPAÑÍA DE SEGUROS Y REASEGUROS, S.A.....	OWNERSHIP...	75.000	MAPFRE S.A.....	N	
							DISENO URBANO, S.L.....	ESP.....	NIA.....	MAPFRE ESPAÑA COMPAÑÍA DE SEGUROS Y REASEGUROS, S.A.....	OWNERSHIP...	50.000	MAPFRE S.A.....	N	
							SERVICIOS COMERCIALES Y ENERGETICOS DE BENIDORM, S.L.....	ESP.....	NIA.....	MAPFRE ESPAÑA COMPAÑÍA DE SEGUROS Y REASEGUROS, S.A.....	OWNERSHIP...	50.000	MAPFRE S.A.....	N	
							MAPFRE CONSULTORES DE SEGUROS Y REASEGUROS, S.A.....	ESP.....	NIA.....	MAPFRE ESPAÑA COMPAÑÍA DE SEGUROS Y REASEGUROS, S.A.....	OWNERSHIP...	50.000	MAPFRE S.A.....	N	
							FINLOG-ALUGUER E COMERCIO DE AUTOMOVEIS, S.A.....	PRT.....	NIA.....	MAPFRE ESPAÑA COMPAÑÍA DE SEGUROS Y REASEGUROS, S.A.....	OWNERSHIP...	50.000	MAPFRE S.A.....	N	
							LAIETANA SEGUROS GENERALES.....	ESP.....	NIA.....	MAPFRE ESPAÑA COMPAÑÍA DE SEGUROS Y REASEGUROS, S.A.....	OWNERSHIP...	100.000	MAPFRE S.A.....	N	
							MAPFRE QUINGDAO ENTERPRISE MANAGEMENT CONSULTING LIMITED COMPANY.....	CHN.....	NIA.....	MAPFRE ESPAÑA COMPAÑÍA DE SEGUROS Y REASEGUROS, S.A.....	OWNERSHIP...	100.000	MAPFRE S.A.....	N	
							SERVICIOS DE PERITACION MAPFRE S.A.....	ESP.....	NIA.....	MAPFRE ESPAÑA COMPAÑÍA DE SEGUROS Y REASEGUROS, S.A.....	OWNERSHIP...	96.000	MAPFRE S.A.....	N	
							AGROSEGURO, S.A.....	ESP.....	NIA.....	MAPFRE ESPAÑA COMPAÑÍA DE SEGUROS Y REASEGUROS, S.A.....	OWNERSHIP...	20.600	MAPFRE S.A.....	N	

Q12

## SCHEDULE Y

### PART 1A - DETAIL OF INSURANCE HOLDING COMPANY SYSTEM

1	2	3	4	5	6	7	8	9	10	11	12	13	14	15	16
Group Code	Group Name	NAIC Company Code	ID Number	Federal RSSD	CIK	Name of Securities Exchange if Publicly Traded (U.S. or International)	Names of Parent, Subsidiaries or Affiliates	Domiciliary Location	Relationship to Reporting Entity	Directly Controlled by (Name of Entity/Person)	Type of Control (Ownership Board, Management, Attorney-in-Fact, Influence, Other)	If Control is Ownership Provide Percentage	Ultimate Controlling Entity(ies)/Person(s)	Is an SCA Filing Required? (Y/N)	*
							IBERICAR, SOCIEDAD IBERICA DEL AUTOMOVIL, S.A.	ESP.....	NIA.....	MAPFRE ESPAÑA COMPAÑÍA DE SEGUROS Y REASEGUROS, S.A.	OWNERSHIP....	.....50.000	MAPFRE S.A.....	.....N.....	
							ONLINE SHOPPING CLUB EUROPE, S.L.....	ESP.....	NIA.....	MAPFRE ESPAÑA COMPAÑÍA DE SEGUROS Y REASEGUROS, S.A.	OWNERSHIP....	.....49.900	MAPFRE S.A.....	.....N.....	
							BANKINTER SEGUROS GENERALES, S.A.....	ESP.....	NIA.....	MAPFRE ESPAÑA COMPAÑÍA DE SEGUROS Y REASEGUROS, S.A.	OWNERSHIP....	.....50.100	MAPFRE S.A.....	.....N.....	
							RASTREATOR.COM LTD.....	ESP.....	NIA.....	MAPFRE ESPAÑA COMPAÑÍA DE SEGUROS Y REASEGUROS, S.A.	OWNERSHIP....	.....25.000	MAPFRE S.A.....	.....N.....	
							ESPACIOS AVANZADOS DEL MEDITERRANEO, S.L.	ESP.....	NIA.....	MAPFRE ESPAÑA COMPAÑÍA DE SEGUROS Y REASEGUROS, S.A.	OWNERSHIP....	.....22.200	MAPFRE S.A.....	.....N.....	
							AUDATEX ESPANA, S.A.....	ESP.....	NIA.....	MAPFRE ESPAÑA COMPAÑÍA DE SEGUROS Y REASEGUROS, S.A.	OWNERSHIP....	.....12.500	MAPFRE S.A.....	.....N.....	
							INMO ALEMANIA GESTION DE ACTIVOS INMOBILIARIOS, S.L.	ESP.....	NIA.....	MAPFRE ESPAÑA COMPAÑÍA DE SEGUROS Y REASEGUROS, S.A.	OWNERSHIP....	.....10.000	MAPFRE S.A.....	.....N.....	
							TECNOLOGIAS DE LA INFOMRACION Y REDES PARA LAS ENTIDADES ASEGURADORAS, S.A.	ESP.....	NIA.....	MAPFRE ESPAÑA COMPAÑÍA DE SEGUROS Y REASEGUROS, S.A.	OWNERSHIP....	.....16.400	MAPFRE S.A.....	.....N.....	
							MAPFRE CONSULTORES DE SEGUROS Y REASEGUROS, S.A.	ESP.....	NIA.....	MAPFRE ESPAÑA COMPAÑÍA DE SEGUROS Y REASEGUROS, S.A.	OWNERSHIP....	.....50.000	MAPFRE S.A.....	.....N.....	
							FUNESPANA, S.A.....	ESP.....	NIA.....	MAPFRE ESPAÑA COMPAÑÍA DE SEGUROS Y REASEGUROS, S.A.	OWNERSHIP....	.....95.200	MAPFRE S.A.....	.....N.....	
							FUNERARIA PEDROLA, S.L.....	ESP.....	NIA.....	FUNESPANA, S.A.....	OWNERSHIP....	100.000	MAPFRE S.A.....	.....N.....	
							TANATORIUM ZRT.....	HUN.....	NIA.....	FUNESPANA, S.A.....	OWNERSHIP....	100.000	MAPFRE S.A.....	.....N.....	
							ALL FUNERAL SERVICES, S.L.....	ESP.....	NIA.....	FUNESPANA, S.A.....	OWNERSHIP....	100.000	MAPFRE S.A.....	.....N.....	
							SALZILLO SERVICIOS FUNERARIOS S.L.	ESP.....	NIA.....	FUNESPANA, S.A.....	OWNERSHIP....	.....76.000	MAPFRE S.A.....	.....N.....	
							SERVICIOS Y GESTION FUNERARIA, S.A.....	ESP.....	NIA.....	FUNESPANA, S.A.....	OWNERSHIP....	.....100.000	MAPFRE S.A.....	.....N.....	
							TANATORI BENIDORM, S.L.....	ESP.....	NIA.....	SERVICIOS Y GESTION FUNERARIA, S.A.....	OWNERSHIP....	.....100.000	MAPFRE S.A.....	.....N.....	
							TANATORI LA DAMA D'ELX, S.L.....	ESP.....	NIA.....	SERVICIOS Y GESTION FUNERARIA, S.A.....	OWNERSHIP....	.....97.100	MAPFRE S.A.....	.....N.....	
							ZACARIAS NUNO, S.L.....	ESP.....	NIA.....	SERVICIOS Y GESTION FUNERARIA, S.A.....	OWNERSHIP....	.....50.000	MAPFRE S.A.....	.....N.....	
							SERVICIOS FUNERARIOS FUNEMADRID, S.A.	ESP.....	NIA.....	FUNESPANA, S.A.....	OWNERSHIP....	.....100.000	MAPFRE S.A.....	.....N.....	
							CEMENTERIO JARDIN DE ALCALA DE HENARES, S.A.	ESP.....	NIA.....	SERVICIOS FUNERARIOS FUNEMADRID, S.A.	OWNERSHIP....	.....49.000	MAPFRE S.A.....	.....N.....	
							FUNETXEA, S.L.....	ESP.....	NIA.....	FUNESPANA, S.A.....	OWNERSHIP....	.....100.000	MAPFRE S.A.....	.....N.....	
							SERVICIOS FUNERARIOS DE ZARAGOZA, S.L.	ESP.....	NIA.....	FUNESPANA, S.A.....	OWNERSHIP....	.....70.000	MAPFRE S.A.....	.....N.....	

Q12.1

## SCHEDULE Y

### PART 1A - DETAIL OF INSURANCE HOLDING COMPANY SYSTEM

1	2	3	4	5	6	7	8	9	10	11	12	13	14	15	16
Group Code	Group Name	NAIC Company Code	ID Number	Federal RSSD	CIK	Name of Securities Exchange if Publicly Traded (U.S. or International)	Names of Parent, Subsidiaries or Affiliates	Domiciliary Location	Relationship to Reporting Entity	Directly Controlled by (Name of Entity/Person)	Type of Control (Ownership Board, Management, Attorney-in-Fact, Influence, Other)	If Control is Ownership Provide Percentage	Ultimate Controlling Entity(ies)/Person(s)	Is an SCA Filing Required? (Y/N)	*
							INICIATIVAS ALCAESAR, S.L.....	ESP.....	NIA.....	FUNESPANA, S.A.....	OWNERSHIP.....	40.000	MAPFRE S.A.....	N.....	
							ALCAESAR FUNERHERVAS, S.L.....	ESP.....	NIA.....	INICIATIVAS ALCAESAR, S.L.....	OWNERSHIP.....	100.000	MAPFRE S.A.....	N.....	
							ALCAESAR FUNERCORIA, S.L.....	ESP.....	NIA.....	INICIATIVAS ALCAESAR, S.L.....	OWNERSHIP.....	100.000	MAPFRE S.A.....	N.....	
							FUNERTRUJILLO, S.L.....	ESP.....	NIA.....	INICIATIVAS ALCAESAR, S.L.....	OWNERSHIP.....	100.000	MAPFRE S.A.....	N.....	
							SERVICIOS FUNERARIOS NUESTRA SENORA DE LA LUZ, S.L.....	ESP.....	NIA.....	INICIATIVAS ALCAESAR, S.L.....	OWNERSHIP.....	30.000	MAPFRE S.A.....	N.....	
							ALCAESAR FUNERPLASENCIA, S.L.....	ESP.....	NIA.....	INICIATIVAS ALCAESAR, S.L.....	OWNERSHIP.....	100.000	MAPFRE S.A.....	N.....	
							NUEVO TANATORIO, S.L.....	ESP.....	NIA.....	FUNESPANA, S.A.....	OWNERSHIP.....	50.000	MAPFRE S.A.....	N.....	
							NUEVOS SERVICIOS FUNERARIOS, S.L.....	ESP.....	NIA.....	NUEVO TANATORIO, S.L.....	OWNERSHIP.....	50.000	MAPFRE S.A.....	N.....	
							SERVICIOS FUNERARIOS LA CARIDAD, S.L.....	ESP.....	NIA.....	FUNESPANA, S.A.....	OWNERSHIP.....	50.000	MAPFRE S.A.....	N.....	
							TANATORIO Y CEMENTERIO DE SANLUCAR, S.L.....	ESP.....	NIA.....	SERVICIOS FUNERARIOS LA CARIDAD, S.L.....	OWNERSHIP.....	75.000	MAPFRE S.A.....	N.....	
							EMPRESA MIXTA SERVEIS MUNICIPALS DE TARRAGONA, S.L.....	ESP.....	NIA.....	FUNESPANA, S.A.....	OWNERSHIP.....	49.000	MAPFRE S.A.....	N.....	
							GESTION DE CEMENTERIS DE TARRAGONA	ESP.....	NIA.....	EMPRESA MIXTA SERVEIS MUNICIPALS DE TARRAGONA, S.L.....	OWNERSHIP.....	50.000	MAPFRE S.A.....	N.....	
							GAB MANAGEMENT & CONSULTING, S.R.L.....	ESP.....	NIA.....	FUNESPANA, S.A.....	OWNERSHIP.....	77.600	MAPFRE S.A.....	N.....	
							POMPES FUNEBRES DOMINGO, S.L.....	ESP.....	NIA.....	FUNESPANA, S.A.....	OWNERSHIP.....	75.000	MAPFRE S.A.....	N.....	
							DE MENA SERVICIOS FUNERARIOS S.L.....	ESP.....	NIA.....	FUNESPANA, S.A.....	OWNERSHIP.....	70.000	MAPFRE S.A.....	N.....	
							CEMENTERIO PARQUE ANDUJAR, S.L.....	ESP.....	NIA.....	FUNESPANA, S.A.....	OWNERSHIP.....	60.000	MAPFRE S.A.....	N.....	
							FUNBIERZO, S.L.....	ESP.....	NIA.....	FUNESPANA, S.A.....	OWNERSHIP.....	67.600	MAPFRE S.A.....	N.....	
							FUNERARIA HISPALENSE, S.L.....	ESP.....	NIA.....	FUNESPANA, S.A.....	OWNERSHIP.....	50.000	MAPFRE S.A.....	N.....	
							ISABELO ALVAREZ MAYORGA, S.A.....	ESP.....	NIA.....	FUNESPANA, S.A.....	OWNERSHIP.....	50.000	MAPFRE S.A.....	N.....	
							SERVICIOS FUNERARIOS DEL NERVION, S.L.....	ESP.....	NIA.....	FUNESPANA, S.A.....	OWNERSHIP.....	50.000	MAPFRE S.A.....	N.....	
							EMPRESA MIXTA SERVICIOS FUNERARIOS MADRID, S.A.....	ESP.....	NIA.....	FUNESPANA, S.A.....	OWNERSHIP.....	49.000	MAPFRE S.A.....	N.....	
							TANATORIO DE ECIIJA, S.L.....	ESP.....	NIA.....	FUNESPANA, S.A.....	OWNERSHIP.....	25.000	MAPFRE S.A.....	N.....	
							TANATORIO SE-30 SEVILLA, S.L.....	ESP.....	NIA.....	FUNESPANA, S.A.....	OWNERSHIP.....	10.000	MAPFRE S.A.....	N.....	
							FUNESPANA CHILE, S.A.....	CHL.....	NIA.....	FUNESPANA, S.A.....	OWNERSHIP.....	50.000	MAPFRE S.A.....	N.....	
							FUNEUROPEA CHILE, S.A.....	CHL.....	NIA.....	FUNESPANA, S.A.....	OWNERSHIP.....	50.000	MAPFRE S.A.....	N.....	
							FUNERARIAS REUNIDAS EL BIERZO, S.A.....	ESP.....	NIA.....	FUNESPANA, S.A.....	OWNERSHIP.....	91.300	MAPFRE S.A.....	N.....	
							MAPFRE INMUEBLES, S.G.A.....	ESP.....	NIA.....	MAPFRE ESPAÑA COMPAÑÍA DE SEGUROS Y REASEGUROS, S.A.....	OWNERSHIP.....	76.800	MAPFRE S.A.....	N.....	
							INMOBILIARIA MAPINVER S.A.....	ESP.....	NIA.....	MAPFRE INMUEBLES, S.G.A.....	OWNERSHIP.....	100.000	MAPFRE S.A.....	N.....	
							DESARROLLOS URBANOS CIC, S.A.....	ESP.....	NIA.....	MAPFRE INMUEBLES, S.G.A.....	OWNERSHIP.....	99.900	MAPFRE S.A.....	N.....	

Q12.2

## SCHEDULE Y

### PART 1A - DETAIL OF INSURANCE HOLDING COMPANY SYSTEM

1	2	3	4	5	6	7	8	9	10	11	12	13	14	15	16
Group Code	Group Name	NAIC Company Code	ID Number	Federal RSSD	CIK	Name of Securities Exchange if Publicly Traded (U.S. or International)	Names of Parent, Subsidiaries or Affiliates	Domiciliary Location	Relationship to Reporting Entity	Directly Controlled by (Name of Entity/Person)	Type of Control (Ownership Board, Management, Attorney-in-Fact, Influence, Other)	If Control is Ownership Provide Percentage	Ultimate Controlling Entity(ies)/Person(s)	Is an SCA Filing Required? (Y/N)	*
							SERVICIOS INMOBILIARIOS MAPFRE S.A.....	ESP.....	NIA.....	MAPFRE INMUEBLES, S.G.A.....	OWNERSHIP...	.....99.900	MAPFRE S.A.....	.....N.....	
							MEDISEMAP, AGENCIA DE SEGUROS, S.L.....	ESP.....	NIA.....	MAPFRE ESPAÑA COMPAÑÍA DE SEGUROS Y REASEGUROS, S.A.	OWNERSHIP...	.....66.700	MAPFRE S.A.....	.....N.....	
							MAPFRE SEGUROS GERAIS S.A.....	PRT.....	IA.....	MAPFRE ESPAÑA COMPAÑÍA DE SEGUROS Y REASEGUROS, S.A.	OWNERSHIP....	.....100.000	MAPFRE S.A.....	.....N.....	
							MAPFRE PORTUGAL SEGUROS DE VIDA S.A.	PRT.....	NIA.....	MAPFRE SEGUROS GERAIS S.A.....	OWNERSHIP....	.....100.000	MAPFRE S.A.....	.....N.....	
							MAPFRE CONSULTORES DE SEGUROS Y REASEGUROS, S.A.	ESP.....	NIA.....	MAPFRE S.A.....	OWNERSHIP....	.....50.000	MAPFRE S.A.....	.....N.....	
							MAPFRE VIDA SOCIEDAD ANONIMA DE SEGUROS Y REASEGUROS SOBRE LA VIDA HUMANA	ESP.....	NIA.....	MAPFRE S.A.....	OWNERSHIP....	.....99.900	MAPFRE S.A.....	.....N.....	
							MAPFRE TECH.....	ESP.....	NIA.....	MAPFRE VIDA SOCIEDAD ANONIMA DE SEGUROS Y REASEGUROS SOBRE LA VIDA HUMANA	OWNERSHIP....	.....14.700	MAPFRE S.A.....	.....N.....	
							MAPFRE VIDEO Y COMUNICACION, S.A.....	ESP.....	NIA.....	MAPFRE VIDA SOCIEDAD ANONIMA DE SEGUROS Y REASEGUROS SOBRE LA VIDA HUMANA	OWNERSHIP....	.....25.000	MAPFRE S.A.....	.....N.....	
							MIRACETI S.A.....	ESP.....	NIA.....	MAPFRE VIDA SOCIEDAD ANONIMA DE SEGUROS Y REASEGUROS SOBRE LA VIDA HUMANA	OWNERSHIP....	.....100.000	MAPFRE S.A.....	.....N.....	
							MAPFRE INVERSION SOCIEDAD DE VALORES S.A.	ESP.....	NIA.....	MAPFRE VIDA SOCIEDAD ANONIMA DE SEGUROS Y REASEGUROS SOBRE LA VIDA HUMANA	OWNERSHIP....	.....100.000	MAPFRE S.A.....	.....N.....	
							MAPFRE INVERSION DOS SOCIEDAD GESTORA DE INSTITUCIONES DE INVERSION COLECTIVA S.A.	ESP.....	NIA.....	MAPFRE INVERSION SOCIEDAD DE VALORES S.A.	OWNERSHIP....	.....100.000	MAPFRE S.A.....	.....N.....	
							MAPFRE VIDA PENSIONES, ENTIDAD GESTORA DE FONDOS DE PENSIONES S.A.	ESP.....	NIA.....	MAPFRE INVERSION SOCIEDAD DE VALORES S.A.	OWNERSHIP....	.....100.000	MAPFRE S.A.....	.....N.....	
							CONSULTORA ACTUARIAL Y DE PENSIONES MAPFRE VIDA, S.A.	ESP.....	NIA.....	MAPFRE VIDA SOCIEDAD ANONIMA DE SEGUROS Y REASEGUROS SOBRE LA VIDA HUMANA	OWNERSHIP....	.....99.900	MAPFRE S.A.....	.....N.....	
							GESTION MODA SHOPPING S.A.....	ESP.....	NIA.....	MAPFRE VIDA SOCIEDAD ANONIMA DE SEGUROS Y REASEGUROS SOBRE LA VIDA HUMANA	OWNERSHIP....	.....99.800	MAPFRE S.A.....	.....N.....	
							BANKIA MAPFRE VIDA, S.A. DE SEGUROS Y REASEGUROS	ESP.....	NIA.....	MAPFRE VIDA SOCIEDAD ANONIMA DE SEGUROS Y REASEGUROS SOBRE LA VIDA HUMANA	OWNERSHIP....	.....51.000	MAPFRE S.A.....	.....N.....	

Q12.3

## SCHEDULE Y

### PART 1A - DETAIL OF INSURANCE HOLDING COMPANY SYSTEM

1	2	3	4	5	6	7	8	9	10	11	12	13	14	15	16
Group Code	Group Name	NAIC Company Code	ID Number	Federal RSSD	CIK	Name of Securities Exchange if Publicly Traded (U.S. or International)	Names of Parent, Subsidiaries or Affiliates	Domiciliary Location	Relationship to Reporting Entity	Directly Controlled by (Name of Entity/Person)	Type of Control (Ownership Board, Management, Attorney-in-Fact, Influence, Other)	If Control is Ownership Provide Percentage	Ultimate Controlling Entity(ies)/Person(s)	Is an SCA Filing Required? (Y/N)	*
							BANKINTER SEGUROS DE VIDA, S.A.....	ESP.....	NIA.....	MAPFRE VIDA SOCIEDAD ANONIMA DE SEGUROS Y REASEGUROS SOBRE LA VIDA HUMANA	OWNERSHIP....	50.000	MAPFRE S.A.....	N.....	
							CAJA CASTILLA LA MANCHA VIDA Y PENSIONES S.A.	ESP.....	NIA.....	MAPFRE VIDA SOCIEDAD ANONIMA DE SEGUROS Y REASEGUROS SOBRE LA VIDA HUMANA	OWNERSHIP....	50.000	MAPFRE S.A.....	N.....	
							UNION DEL DUERO COMPANIA DE SEGUROS DE VIDA, S.A.	ESP.....	NIA.....	MAPFRE VIDA SOCIEDAD ANONIMA DE SEGUROS Y REASEGUROS SOBRE LA VIDA HUMANA	OWNERSHIP....	50.000	MAPFRE S.A.....	N.....	
							DUERO PENSIONES ENTIDAD GESTORA DE FONDOS DE PENSIONES, S.A.	ESP.....	NIA.....	MAPFRE VIDA SOCIEDAD ANONIMA DE SEGUROS Y REASEGUROS SOBRE LA VIDA HUMANA	OWNERSHIP....	50.000	MAPFRE S.A.....	N.....	
							MEDISEMAP, AGENCIA DE SEGUROS, S.L.	ESP.....	NIA.....	MAPFRE VIDA SOCIEDAD ANONIMA DE SEGUROS Y REASEGUROS SOBRE LA VIDA HUMANA	OWNERSHIP....	33.300	MAPFRE S.A.....	N.....	
							LAIETANA VIDA.....	ESP.....	NIA.....	MAPFRE VIDA SOCIEDAD ANONIMA DE SEGUROS Y REASEGUROS SOBRE LA VIDA HUMANA	OWNERSHIP....	51.000	MAPFRE S.A.....	N.....	
							ASEGURADORA VALENCIANA DE SEGUROS Y REAS. (ASEVAL)	ESP.....	NIA.....	MAPFRE VIDA SOCIEDAD ANONIMA DE SEGUROS Y REASEGUROS SOBRE LA VIDA HUMANA	OWNERSHIP....	51.000	MAPFRE S.A.....	N.....	
							MAPFRE RE COMPANIA DE REASEGUROS, S.A.	ESP.....	NIA.....	MAPFRE S.A.....	OWNERSHIP....	92.200	MAPFRE S.A.....	N.....	
							CIAR INVESTMENT.....	BEL.....	NIA.....	MAPFRE RE COMPANIA DE REASEGUROS, S.A.	OWNERSHIP....	100.000	MAPFRE S.A.....	N.....	
							INMOBILIARIA PRESIDENTE FIGUEROA ALCORTA, S.A.	ARG.....	NIA.....	MAPFRE RE COMPANIA DE REASEGUROS, S.A.	OWNERSHIP....	100.000	MAPFRE S.A.....	N.....	
							REINSURANCE MANAGEMENT INC.....	USA.....	NIA.....	MAPFRE RE COMPANIA DE REASEGUROS, S.A.	OWNERSHIP....	100.000	MAPFRE S.A.....	N.....	
							MAPFRE RE ESCRITORIO DE REPRESENTACION COMPANIA DE REASEGUROS, S.A.	BRA.....	NIA.....	MAPFRE RE COMPANIA DE REASEGUROS, S.A.	OWNERSHIP....	100.000	MAPFRE S.A.....	N.....	
							MAPFRE RE DO BRASIL COMPANIA DE REASEGUROS	BRA.....	NIA.....	MAPFRE RE COMPANIA DE REASEGUROS, S.A.	OWNERSHIP....	100.000	MAPFRE S.A.....	N.....	
							MAPFRE CHILE REASEGUROS, S.A.....	CHL.....	NIA.....	MAPFRE RE COMPANIA DE REASEGUROS, S.A.	OWNERSHIP....	100.000	MAPFRE S.A.....	N.....	

Q12.4

## SCHEDULE Y

### PART 1A - DETAIL OF INSURANCE HOLDING COMPANY SYSTEM

1	2	3	4	5	6	7	8	9	10	11	12	13	14	15	16
Group Code	Group Name	NAIC Company Code	ID Number	Federal RSSD	CIK	Name of Securities Exchange if Publicly Traded (U.S. or International)	Names of Parent, Subsidiaries or Affiliates	Domiciliary Location	Relationship to Reporting Entity	Directly Controlled by (Name of Entity/Person)	Type of Control (Ownership Board, Management, Attorney-in-Fact, Influence, Other)	If Control is Ownership Provide Percentage	Ultimate Controlling Entity(ies)/Person(s)	Is an SCA Filing Required? (Y/N)	*
							C R ARGENTINA, S.A.....	ARG.....	NIA.....	MAPFRE CHILE REASEGUROS, S.A.....	OWNERSHIP...	100.000	MAPFRE S.A.....	N.....	
							CAJA REASEGURADORA DE CHILE, S.A.....	CHL.....	NIA.....	MAPFRE CHILE REASEGUROS, S.A.....	OWNERSHIP...	99.800	MAPFRE S.A.....	N.....	
							INMOBILIARIA COSTA DE MONTEMAR, S.A.....	CHL.....	NIA.....	MAPFRE CHILE REASEGUROS, S.A.....	OWNERSHIP...	31.400	MAPFRE S.A.....	N.....	
							MAPFRE MANDATOS Y SERVICIOS, S.A.....	ARG.....	NIA.....	MAPFRE RE COMPANIA DE REASEGUROS, S.A.	OWNERSHIP...	95.000	MAPFRE S.A.....	N.....	
							MAPFRE INTERNACIONAL S.A.....	ESP.....	NIA.....	MAPFRE S.A.....	OWNERSHIP...	99.200	MAPFRE S.A.....	N.....	
							MAPFRE ARGENTINA HOLDING S.A.....	ARG.....	NIA.....	MAPFRE INTERNACIONAL S.A.....	OWNERSHIP...	100.000	MAPFRE S.A.....	N.....	
							CLUB MAPFRE ARGENTINA.....	ARG.....	NIA.....	MAPFRE ARGENTINA HOLDING S.A.....	OWNERSHIP...	97.000	MAPFRE S.A.....	N.....	
							MAPFRE ARGENTINA SEGUROS S.A.....	ARG.....	NIA.....	MAPFRE ARGENTINA HOLDING S.A.....	OWNERSHIP...	100.000	MAPFRE S.A.....	N.....	
							CESVI ARGENTINA, S.A.....	ARG.....	NIA.....	MAPFRE ARGENTINA SEGUROS S.A.....	OWNERSHIP...	60.600	MAPFRE S.A.....	N.....	
							MAPFRE ARGENTINA SEGUROS DE VIDA S.A.	ARG.....	NIA.....	MAPFRE ARGENTINA HOLDING S.A.....	OWNERSHIP...	36.000	MAPFRE S.A.....	N.....	
							MAPFRE ARGENTINA SEGUROS DE VIDA S.A.	ARG.....	NIA.....	MAPFRE INTERNACIONAL S.A.....	OWNERSHIP...	64.000	MAPFRE S.A.....	N.....	
	MAPFRE INSURANCE GROUP		66-0781080..				MAPFRE PRAICO CORPORATION.....	PR.....	IA.....	MAPFRE INTERNACIONAL S.A.....	OWNERSHIP...	100.000	MAPFRE S.A.....	N.....	
0411	MAPFRE INSURANCE GROUP	31690..	66-0319465..				MAPFRE PAN AMERICAN INSURANCE COMPANY	PR.....	IA.....	MAPFRE PRAICO CORPORATION.....	OWNERSHIP...	100.000	MAPFRE S.A.....	N.....	
			66-0391019..				MAPFRE FINANCE OF PUERTO RICO CORP	PR.....	NIA.....	MAPFRE PRAICO CORPORATION.....	OWNERSHIP...	100.000	MAPFRE S.A.....	N.....	
			66-0621733..				MAPFRE INSURANCE AGENCY OF PUERTO RICO, INC.	PR.....	NIA.....	MAPFRE PRAICO CORPORATION.....	OWNERSHIP...	100.000	MAPFRE S.A.....	N.....	
			66-0595402..				MAPFRE SOLUTIONS, INC.....	PR.....	NIA.....	MAPFRE PRAICO CORPORATION.....	OWNERSHIP...	100.000	MAPFRE S.A.....	N.....	
			66-0638119..				MULTISERVICAR INC.....	PR.....	NIA.....	MAPFRE PRAICO CORPORATION.....	OWNERSHIP...	100.000	MAPFRE S.A.....	N.....	
0411	MAPFRE INSURANCE GROUP	77054..	66-0402309..				MAPFRE LIFE INSURANCE COMPANY OF PUERTO RICO	PR.....	IA.....	MAPFRE PRAICO CORPORATION.....	OWNERSHIP...	100.000	MAPFRE S.A.....	N.....	
0411	MAPFRE INSURANCE GROUP	43052..	66-0470284..				MAPFRE PRAICO INSURANCE COMPANY...	PR.....	IA.....	MAPFRE PRAICO CORPORATION.....	OWNERSHIP...	100.000	MAPFRE S.A.....	N.....	
							MAPFRE LA SEGURIDAD S.A.....	VEN.....	NIA.....	MAPFRE INTERNACIONAL S.A.....	OWNERSHIP...	99.500	MAPFRE S.A.....	N.....	
							CLUB MAPFRE S.A.....	VEN.....	NIA.....	MAPFRE LA SEGURIDAD S.A.....	OWNERSHIP...	100.000	MAPFRE S.A.....	N.....	
							CEFOPROSEG C.A.....	VEN.....	NIA.....	MAPFRE LA SEGURIDAD S.A.....	OWNERSHIP...	100.000	MAPFRE S.A.....	N.....	
							INVERSORA SEGURIDAD C.A.....	VEN.....	NIA.....	MAPFRE LA SEGURIDAD S.A.....	OWNERSHIP...	100.000	MAPFRE S.A.....	N.....	
							AUTOMOTRIZ MULTISERVICAR, C.A.....	VEN.....	NIA.....	MAPFRE LA SEGURIDAD S.A.....	OWNERSHIP...	100.000	MAPFRE S.A.....	N.....	
							UNIDAD EDUCATIVA D.R. FERNANDO BRAVO PEREZ CA	VEN.....	NIA.....	MAPFRE LA SEGURIDAD S.A.....	OWNERSHIP...	100.000	MAPFRE S.A.....	N.....	
							MAPFRE CHILE SEGUROS S.A.....	CHL.....	IA.....	MAPFRE INTERNACIONAL S.A.....	OWNERSHIP...	100.000	MAPFRE S.A.....	N.....	
							MAPFRE CHILE ASESORIAS, S.A.....	CHL.....	NIA.....	MAPFRE CHILE SEGUROS S.A.....	OWNERSHIP...	100.000	MAPFRE S.A.....	N.....	

Q12.5

## SCHEDULE Y

### PART 1A - DETAIL OF INSURANCE HOLDING COMPANY SYSTEM

1	2	3	4	5	6	7	8	9	10	11	12	13	14	15	16
Group Code	Group Name	NAIC Company Code	ID Number	Federal RSSD	CIK	Name of Securities Exchange if Publicly Traded (U.S. or International)	Names of Parent, Subsidiaries or Affiliates	Domiciliary Location	Relationship to Reporting Entity	Directly Controlled by (Name of Entity/Person)	Type of Control (Ownership Board, Management, Attorney-in-Fact, Influence, Other)	If Control is Ownership Provide Percentage	Ultimate Controlling Entity(ies)/Person(s)	Is an SCA Filing Required? (Y/N)	*
							MAPFRE COMPANIA DE SEGUROS GENERALES DE CHILE S.A.	CHL.....	IA.....	MAPFRE CHILE ASESORIAS, S.A.....	OWNERSHIP....	18.100	MAPFRE S.A.....	N.....	
							MAPFRE COMPANIA DE SEGUROS GENERALES DE CHILE S.A.	CHL.....	IA.....	MAPFRE CHILE SEGUROS S.A.....	OWNERSHIP....	81.900	MAPFRE S.A.....	N.....	
							MAPFRE CHILE VIDA S.A.....	CHL.....	IA.....	MAPFRE INTERNACIONAL S.A.....	OWNERSHIP....	100.000	MAPFRE S.A.....	N.....	
							MAPFRE COMPANIA DE SEGUROS DE VIDA DE CHILE	CHL.....	IA.....	MAPFRE CHILE VIDA S.A.....	OWNERSHIP....	100.000	MAPFRE S.A.....	N.....	
							MAPFRE HOLDING DO BRASIL LTDA.....	BRA.....	NIA.....	MAPFRE INTERNACIONAL S.A.....	OWNERSHIP....	98.800	MAPFRE S.A.....	N.....	
							MAPFRE VERA CRUZ CONSULTORIA TECNICA E ADMINISTRACAO DE FUNDOS LTDA	BRA.....	NIA.....	MAPFRE HOLDING DO BRASIL LTDA.....	OWNERSHIP....	100.000	MAPFRE S.A.....	N.....	
							PROTENSEG CORRETORA DE SEGUROS LTDA	BRA.....	NIA.....	MAPFRE VERA CRUZ CONSULTORIA TECNICA E ADMINISTRACAO DE FUNDOS LTDA	OWNERSHIP....	100.000	MAPFRE S.A.....	N.....	
							CESVI BRASIL S.A. CENTRO DE EXPERIMENTACAO E SEGURANCA VIARIA	BRA.....	NIA.....	MAPFRE HOLDING DO BRASIL LTDA.....	OWNERSHIP....	100.000	MAPFRE S.A.....	N.....	
							MAPFRE SAUDE LTDA.....	BRA.....	NIA.....	MAPFRE HOLDING DO BRASIL LTDA.....	OWNERSHIP....	100.000	MAPFRE S.A.....	N.....	
							MAPFRE INVESTIMENTOS E PARTICIPACOES, S.A.	BRA.....	NIA.....	MAPFRE HOLDING DO BRASIL LTDA.....	OWNERSHIP....	100.000	MAPFRE S.A.....	N.....	
							MAPFRE ADMINISTRACOES DE CONSORCIO S.A.	BRA.....	NIA.....	MAPFRE INVESTIMENTOS E PARTICIPACOES, S.A.	OWNERSHIP....	100.000	MAPFRE S.A.....	N.....	
							MAPFRE DISTRIBUIDORA DE TITULOS E VALORES MOBILIARIOS, S.A.	BRA.....	NIA.....	MAPFRE INVESTIMENTOS E PARTICIPACOES, S.A.	OWNERSHIP....	100.000	MAPFRE S.A.....	N.....	
							MAPFRE BRASIL PARTICIPACOES, S.A.....	BRA.....	NIA.....	MAPFRE INTERNACIONAL S.A.....	OWNERSHIP....	91.700	MAPFRE S.A.....	N.....	
							MAPFRE PREVIDENCIA S.A.....	BRA.....	NIA.....	MAPFRE BRASIL PARTICIPACOES, S.A.....	OWNERSHIP....	100.000	MAPFRE S.A.....	N.....	
							MAPFRE CAPITALIZACAO.....	BRA.....	NIA.....	MAPFRE BRASIL PARTICIPACOES, S.A.....	OWNERSHIP....	100.000	MAPFRE S.A.....	N.....	
							MAPFRE BB SH2 PARTICIPACOES, S.A.....	BRA.....	IA.....	MAPFRE BRASIL PARTICIPACOES, S.A.....	OWNERSHIP....	50.000	MAPFRE S.A.....	N.....	
							ALIANCA DO BRASIL SEGUROS S.A.	BRA.....	IA.....	MAPFRE BB SH2 PARTICIPACOES, S.A.....	OWNERSHIP....	100.000	MAPFRE S.A.....	N.....	
							BRASIL VEICULOS COMPANHIA DE SEGUROS S.A.	BRA.....	IA.....	MAPFRE BB SH2 PARTICIPACOES, S.A.....	OWNERSHIP....	100.000	MAPFRE S.A.....	N.....	
							MAPFRE SEGUROS GERAIS S.A.....	BRA.....	IA.....	MAPFRE BB SH2 PARTICIPACOES, S.A.....	OWNERSHIP....	100.000	MAPFRE S.A.....	N.....	
							MAPFRE ASSISTENCIA.....	BRA.....	NIA.....	MAPFRE SEGUROS GERAIS S.A.....	OWNERSHIP....	100.000	MAPFRE S.A.....	N.....	
							BB MAPFRE SH1 PARTICIPACOES, S.A.....	BRA.....	NIA.....	MAPFRE BRASIL PARTICIPACOES, S.A.....	OWNERSHIP....	25.000	MAPFRE S.A.....	N.....	
							MAPFRE VIDA S.A.....	BRA.....	IA.....	BB MAPFRE SH1 PARTICIPACOES, S.A.....	OWNERSHIP....	100.000	MAPFRE S.A.....	N.....	
							COMPANHIA DE SEGUROS ALIANCA DO BRASIL, S.A.	BRA.....	IA.....	BB MAPFRE SH1 PARTICIPACOES, S.A.....	OWNERSHIP....	100.000	MAPFRE S.A.....	N.....	
							MAPFRE SEGUROS GENERALES DE COLOMBIA S.A.	COL.....	IA.....	MAPFRE INTERNACIONAL S.A.....	OWNERSHIP....	94.300	MAPFRE S.A.....	N.....	

Q12.6

## SCHEDULE Y

### PART 1A - DETAIL OF INSURANCE HOLDING COMPANY SYSTEM

1	2	3	4	5	6	7	8	9	10	11	12	13	14	15	16
Group Code	Group Name	NAIC Company Code	ID Number	Federal RSSD	CIK	Name of Securities Exchange if Publicly Traded (U.S. or International)	Names of Parent, Subsidiaries or Affiliates	Domiciliary Location	Relationship to Reporting Entity	Directly Controlled by (Name of Entity/Person)	Type of Control (Ownership Board, Management, Attorney-in-Fact, Influence, Other)	If Control is Ownership Provide Percentage	Ultimate Controlling Entity(ies)/Person(s)	Is an SCA Filing Required? (Y/N)	*
							CREDIMAPFRE.....	COL.....	NIA.....	MAPFRE SEGUROS GENERALES DE COLOMBIA S.A.	OWNERSHIP.....	94.900	MAPFRE S.A.....	N.....	
							AUTOMOTORES CAPITAL LTDA.....	COL.....	NIA.....	CREDIMAPFRE.....	OWNERSHIP.....	100.000	MAPFRE S.A.....	N.....	
							MAPFRE SERVICIOS EXEQUIALES SAS.....	COL.....	NIA.....	CREDIMAPFRE.....	OWNERSHIP.....	100.000	MAPFRE S.A.....	N.....	
							MAPFRE COLOMBIA VIDA S.A.....	COL.....	NIA.....	MAPFRE INTERNACIONAL S.A.....	OWNERSHIP.....	94.400	MAPFRE S.A.....	N.....	
							GESTIMAP S.A.....	COL.....	NIA.....	MAPFRE COLOMBIA VIDA S.A.....	OWNERSHIP.....	92.300	MAPFRE S.A.....	N.....	
							CESVI COLOMBIA, S.A.....	COL.....	IA.....	MAPFRE COLOMBIA VIDA S.A.....	OWNERSHIP.....	62.300	MAPFRE S.A.....	N.....	
							MAPFRE PERU VIDA, COMPANIA DE SEGUROS, S.A.....	PER.....	NIA.....	MAPFRE INTERNACIONAL S.A.....	OWNERSHIP.....	67.300	MAPFRE S.A.....	N.....	
							CORPORACION FINISTERRE, S.A.....	PER.....	NIA.....	MAPFRE PERU VIDA, COMPANIA DE SEGUROS, S.A.	OWNERSHIP.....	100.000	MAPFRE S.A.....	N.....	
							MAPFRE PERU CAMPANIA DE SEGUROS Y REASEGUROS	PER.....	IA.....	MAPFRE INTERNACIONAL S.A.....	OWNERSHIP.....	99.300	MAPFRE S.A.....	N.....	
							MAPFRE PERU ENTIDAD PRESTADORA DE SALUD	PER.....	NIA.....	MAPFRE INTERNACIONAL S.A.....	OWNERSHIP.....	98.600	MAPFRE S.A.....	N.....	
							MAPFRE ATLAS COMPANIA DE SEGUROS, S.A.	ECU.....	IA.....	MAPFRE INTERNACIONAL S.A.....	OWNERSHIP.....	60.000	MAPFRE S.A.....	N.....	
							MAPFRE SOFT S.A.....	ESP.....	NIA.....	MAPFRE INTERNACIONAL S.A.....	OWNERSHIP.....	100.000	MAPFRE S.A.....	N.....	
							MAPFRE PARAGUAY COMPANIA DE SEGUROS, S.A.	PRY.....	IA.....	MAPFRE INTERNACIONAL S.A.....	OWNERSHIP.....	89.500	MAPFRE S.A.....	N.....	
							APOINT S.A.....	URY.....	NIA.....	MAPFRE INTERNACIONAL S.A.....	OWNERSHIP.....	100.000	MAPFRE S.A.....	N.....	
							MAPFRE LA URUGUAYA S.A.....	URY.....	NIA.....	MAPFRE INTERNACIONAL S.A.....	OWNERSHIP.....	100.000	MAPFRE S.A.....	N.....	
							MAPFRE DOMINICANA S.A.....	DOM.....	NIA.....	MAPFRE INTERNACIONAL S.A.....	OWNERSHIP.....	100.000	MAPFRE S.A.....	N.....	
							MAPFRE BHD COMPANIA DE SECUROS, S.A.	DOM.....	IA.....	MAPFRE DOMINICANA S.A.....	OWNERSHIP.....	51.000	MAPFRE S.A.....	N.....	
							CREDI PRIMAS, S.A.....	DOM.....	NIA.....	MAPFRE BHD COMPANIA DE SECUROS, S.A.	OWNERSHIP.....	100.000	MAPFRE S.A.....	N.....	
							GRUPO CORPORATIVO LML S.A. DE C.V.....	MEX.....	NIA.....	MAPFRE INTERNACIONAL S.A.....	OWNERSHIP.....	100.000	MAPFRE S.A.....	N.....	
							MAPFRE TEPEYAC S.A.....	MEX.....	NIA.....	GRUPO CORPORATIVO LML S.A. DE C.V.....	OWNERSHIP.....	44.300	MAPFRE S.A.....	N.....	
							MAPFRE TEPEYAC S.A.....	MEX.....	NIA.....	MAPFRE INTERNACIONAL S.A.....	OWNERSHIP.....	55.700	MAPFRE S.A.....	N.....	
							MAPFRE UNIDAD DE SERVICIOS S.A. DE C.V.	MEX.....	NIA.....	MAPFRE TEPEYAC S.A.....	OWNERSHIP.....	100.000	MAPFRE S.A.....	N.....	
							MAPFRE TEPEYAC INC.....	CA.....	NIA.....	MAPFRE TEPEYAC S.A.....	OWNERSHIP.....	100.000	MAPFRE S.A.....	N.....	
							MAPFRE SERVICIOS MEXICANOS.....	MEX.....	NIA.....	MAPFRE TEPEYAC S.A.....	OWNERSHIP.....	100.000	MAPFRE S.A.....	N.....	
							MAPFRE FIANZAS S.A.....	MEX.....	NIA.....	MAPFRE TEPEYAC S.A.....	OWNERSHIP.....	100.000	MAPFRE S.A.....	N.....	

Q12.7

## SCHEDULE Y

### PART 1A - DETAIL OF INSURANCE HOLDING COMPANY SYSTEM

1	2	3	4	5	6	7	8	9	10	11	12	13	14	15	16
Group Code	Group Name	NAIC Company Code	ID Number	Federal RSSD	CIK	Name of Securities Exchange if Publicly Traded (U.S. or International)	Names of Parent, Subsidiaries or Affiliates	Domiciliary Location	Relationship to Reporting Entity	Directly Controlled by (Name of Entity/Person)	Type of Control (Ownership Board, Management, Attorney-in-Fact, Influence, Other)	If Control is Ownership Provide Percentage	Ultimate Controlling Entity(ies)/Person(s)	Is an SCA Filing Required? (Y/N)	*
							MAPFRE ASSET DEFENSA LEGAL MEXICANA S.A. DE C.V.	MEX	NIA	MAPFRE TEPEYAC S.A.	OWNERSHIP	78.800	MAPFRE S.A.	N	
							MAPFRE TEPEYAC ASESORES	MEX	NIA	MAPFRE TEPEYAC S.A.	OWNERSHIP	16.000	MAPFRE S.A.	N	
							CESVI MEXICO, S.A.	MEX	NIA	MAPFRE TEPEYAC S.A.	OWNERSHIP	16.700	MAPFRE S.A.	N	
							MAPFRE TEPEYAC ASESORES	MEX	NIA	MAPFRE INTERNACIONAL S.A.	OWNERSHIP	51.000	MAPFRE S.A.	N	
							MAPFRE AMERICA CENTRAL, S.A.	PAN	NIA	MAPFRE INTERNACIONAL S.A.	OWNERSHIP	100.000	MAPFRE S.A.	N	
							MAPFRE PANAMA	PAN	NIA	MAPFRE AMERICA CENTRAL, S.A.	OWNERSHIP	99.300	MAPFRE S.A.	N	
							INMOBILIARIA AMERICANA S.A.	SLV	NIA	MAPFRE AMERICA CENTRAL, S.A.	OWNERSHIP	78.900	MAPFRE S.A.	N	
							MAPFRE TENEDORA DE ACC, S.A.	PAN	NIA	MAPFRE AMERICA CENTRAL, S.A.	OWNERSHIP	100.000	MAPFRE S.A.	N	
							MAPFRE SEGUROS HONDURAS S.A.	HND	NIA	MAPFRE TENEDORA DE ACC, S.A.	OWNERSHIP	73.000	MAPFRE S.A.	N	
							MAPFRE SEGUROS COSTA RICA, S.A.	CRI	NIA	MAPFRE TENEDORA DE ACC, S.A.	OWNERSHIP	100.000	MAPFRE S.A.	N	
							MAPFRE SEGUROS GUATEMALA, S.A.	GTM	NIA	MAPFRE TENEDORA DE ACC, S.A.	OWNERSHIP	100.000	MAPFRE S.A.	N	
							MAPFRE SEGUROS NICARAGUA, S.A.	NIC	NIA	MAPFRE TENEDORA DE ACC, S.A.	OWNERSHIP	100.000	MAPFRE S.A.	N	
							MAPFRE SEGUROS HONDURAS S.A.	HND	NIA	MAPFRE AMERICA CENTRAL, S.A.	OWNERSHIP	25.100	MAPFRE S.A.	N	
							MAPFRE LA CENTRO AMERICANA, S.A.	SLV	NIA	MAPFRE AMERICA CENTRAL, S.A.	OWNERSHIP	72.900	MAPFRE S.A.	N	
							AMA/ASISTENCIA MEDICA ADMISTRADA, C.A.	VEN	NIA	MAPFRE INTERNACIONAL S.A.	OWNERSHIP	99.700	MAPFRE S.A.	N	
			04-2599931				MAPFRE USA CORPORATION INC.	MA	UIP	MAPFRE INTERNACIONAL S.A.	OWNERSHIP	100.000	MAPFRE S.A.	N	
0411	COMMERCE INSURANCE COMPANY AND AFFILIATES	85561	51-0137488				MAPFRE LIFE INSURANCE COMPANY	DE	IA	MAPFRE USA CORPORATION INC.	OWNERSHIP	100.000	MAPFRE S.A.	N	
0411	COMMERCE INSURANCE COMPANY AND AFFILIATES	15736	47-2744441				VERTI INSURANCE COMPANY	OH	IA	MAPFRE USA CORPORATION INC.	OWNERSHIP	100.000	MAPFRE S.A.	N	
0411	COMMERCE INSURANCE COMPANY AND AFFILIATES	40274	04-2739876				THE CITATION INSURANCE COMPANY	MA	IA	MAPFRE USA CORPORATION INC.	OWNERSHIP	100.000	MAPFRE S.A.	N	
			04-3148033				BFC HOLDING CORPORATION	MA	NIA	MAPFRE USA CORPORATION INC.	OWNERSHIP	100.000	MAPFRE S.A.	N	
							INPOP USA, LLC	VA	NIA	MAPFRE USA CORPORATION INC.	OWNERSHIP	11.300	MAPFRE S.A.	N	
0411	COMMERCE INSURANCE COMPANY AND AFFILIATES	34754	04-2495247				THE COMMERCE INSURANCE COMPANY	MA	IA	MAPFRE USA CORPORATION INC.	OWNERSHIP	100.000	MAPFRE S.A.	N	
			65-0214501				MAPFRE INTERMEDIARIES	FL	NIA	THE COMMERCE INSURANCE COMPANY	OWNERSHIP	100.000	MAPFRE S.A.	N	
0411	COMMERCE INSURANCE COMPANY AND AFFILIATES	34932	65-0131982				MAPFRE INSURANCE COMPANY OF FLORIDA	FL	IA	THE COMMERCE INSURANCE COMPANY	OWNERSHIP	100.000	MAPFRE S.A.	N	
0411	COMMERCE INSURANCE COMPANY AND AFFILIATES	23876	36-3347420				MAPFRE INSURANCE COMPANY	NJ	IA	THE COMMERCE INSURANCE COMPANY	OWNERSHIP	100.000	MAPFRE S.A.	N	

Q12.8

## SCHEDULE Y

### PART 1A - DETAIL OF INSURANCE HOLDING COMPANY SYSTEM

1	2	3	4	5	6	7	8	9	10	11	12	13	14	15	16
Group Code	Group Name	NAIC Company Code	ID Number	Federal RSSD	CIK	Name of Securities Exchange if Publicly Traded (U.S. or International)	Names of Parent, Subsidiaries or Affiliates	Domiciliary Location	Relationship to Reporting Entity	Directly Controlled by (Name of Entity/Person)	Type of Control (Ownership Board, Management, Attorney-in-Fact, Influence, Other)	If Control is Ownership Provide Percentage	Ultimate Controlling Entity(ies)/Person(s)	Is an SCA Filing Required? (Y/N)	*
			04-2495247..				MM REAL ESTATE, LLC.....	FL.....	NIA.....	THE COMMERCE INSURANCE COMPANY..	OWNERSHIP...	100.000	MAPFRE S.A.....	N.....	
			05-0501519..				BIGELOW & OLD WORCESTER, LLC.....	MA.....	NIA.....	THE COMMERCE INSURANCE COMPANY..	OWNERSHIP...	100.000	MAPFRE S.A.....	N.....	
							ACIC HOLDINGS COMPANY, INC.....	MA.....	UDP.....	MAPFRE USA CORPORATION INC.....	OWNERSHIP...	95.000	MAPFRE S.A.....	N.....	
0411	COMMERCE INSURANCE COMPANY AND AFFILIATES	13161..	94-1137122..				THE COMMERCE WEST INSURANCE COMPANY	CA.....	IA.....	ACIC HOLDINGS COMPANY, INC.....	OWNERSHIP...	100.000	MAPFRE S.A.....	N.....	
0411	COMMERCE INSURANCE COMPANY AND AFFILIATES	19941..	31-4361173..				AMERICAN COMMERCE INSURANCE COMPANY	OH.....	RE.....	ACIC HOLDINGS COMPANY, INC.....	OWNERSHIP...	100.000	MAPFRE S.A.....	N.....	
0411	COMMERCE INSURANCE COMPANY AND AFFILIATES	25275..	13-1773336..				MAPFRE INSURANCE COMPANY OF NEW YORK	NY.....	IA.....	ACIC HOLDINGS COMPANY, INC.....	OWNERSHIP...	100.000	MAPFRE S.A.....	N.....	
							MAPFRE GENEL SIGORTA, A.S.....	TUR.....	NIA.....	MAPFRE INTERNACIONAL S.A.....	OWNERSHIP...	99.700	MAPFRE S.A.....	N.....	
							MAPFRE GENEL YASAM SIGORTA, A.S.....	TUR.....	NIA.....	TURKIYE GENEL SIGORTA, A.S.....	OWNERSHIP...	100.000	MAPFRE S.A.....	N.....	
							GENEL SERVIS A.S.....	TUR.....	NIA.....	TURKIYE GENEL SIGORTA, A.S.....	OWNERSHIP...	51.000	MAPFRE S.A.....	N.....	
							MAPFRE INSULAR INSURANCE CORPORATION	PHL.....	NIA.....	MAPFRE INTERNACIONAL S.A.....	OWNERSHIP...	74.900	MAPFRE S.A.....	N.....	
							MIDDLESEA INSURANCE P.L.C.....	MLT.....	IA.....	MAPFRE INTERNACIONAL S.A.....	OWNERSHIP...	54.600	MAPFRE S.A.....	N.....	
							MIDDLESEA ASSIST LIMITED.....	MLT.....	NIA.....	MIDDLESEA INSURANCE P.L.C.....	OWNERSHIP...	49.000	MAPFRE S.A.....	N.....	
							M.S.V. LIFE P.L.C.....	MLT.....	IA.....	MIDDLESEA INSURANCE P.L.C.....	OWNERSHIP...	50.000	MAPFRE S.A.....	N.....	
							GROWTH INVESTMENTS LIMITED.....	MLT.....	NIA.....	M.S.V. LIFE P.L.C.....	OWNERSHIP...	100.000	MAPFRE S.A.....	N.....	
							CHURCH WARF PROPERTIES.....	MLT.....	NIA.....	M.S.V. LIFE P.L.C.....	OWNERSHIP...	50.000	MAPFRE S.A.....	N.....	
							CHURCH WARF PROPERTIES.....	MLT.....	NIA.....	MIDDLESEA INSURANCE P.L.C.....	OWNERSHIP...	50.000	MAPFRE S.A.....	N.....	
							BEE INSURANCE MANAGEMENT LTD.....	MLT.....	NIA.....	MIDDLESEA INSURANCE P.L.C.....	OWNERSHIP...	100.000	MAPFRE S.A.....	N.....	
							EURO GLOBE HOLDINGS LIMITED.....	MLT.....	NIA.....	MIDDLESEA INSURANCE P.L.C.....	OWNERSHIP...	100.000	MAPFRE S.A.....	N.....	
							EUROMED RISK SOLUTIONIS LIMITED.....	MLT.....	NIA.....	MIDDLESEA INSURANCE P.L.C.....	OWNERSHIP...	100.000	MAPFRE S.A.....	N.....	
							PT ASURANSI BINA DANA ARTA TBK.....	IDN.....	NIA.....	MAPFRE INTERNACIONAL S.A.....	OWNERSHIP...	20.000	MAPFRE S.A.....	N.....	
							PT MAPFRE ABDA ASSISTANCE.....	IDN.....	IA.....	PT ASURANSI BINA DANA ARTA TBK.....	OWNERSHIP...	49.000	MAPFRE S.A.....	N.....	
							DIRECT LINE VERSICHERUNG AKTIENGESELLSCHAFT	DEU.....	IA.....	MAPFRE INTERNACIONAL S.A.....	OWNERSHIP...	100.000	MAPFRE S.A.....	N.....	
							DIRECT LINE INSURANCE S.P.A.....	ITA.....	IA.....	MAPFRE INTERNACIONAL S.A.....	OWNERSHIP...	100.000	MAPFRE S.A.....	N.....	
							MAPFRE ASISTENCIA COMPANIA INTERNACIONAL DE SEGUROS Y REASEGUROS, S.A.	ESP.....	NIA.....	MAPFRE S.A.....	OWNERSHIP...	100.000	MAPFRE S.A.....	N.....	
							IBEROASISTENCIA, ARGENTINA S.A.....	ARG.....	NIA.....	MAPFRE ASISTENCIA COMPANIA INTERNACIONAL DE SEGUROS Y REASEGUROS, S.A.	OWNERSHIP...	100.000	MAPFRE S.A.....	N.....	

Q12.9

## SCHEDULE Y

### PART 1A - DETAIL OF INSURANCE HOLDING COMPANY SYSTEM

1	2	3	4	5	6	7	8	9	10	11	12	13	14	15	16
Group Code	Group Name	NAIC Company Code	ID Number	Federal RSSD	CIK	Name of Securities Exchange if Publicly Traded (U.S. or International)	Names of Parent, Subsidiaries or Affiliates	Domiciliary Location	Relationship to Reporting Entity	Directly Controlled by (Name of Entity/Person)	Type of Control (Ownership Board, Management, Attorney-in-Fact, Influence, Other)	If Control is Ownership Provide Percentage	Ultimate Controlling Entity(ies)/Person(s)	Is an SCA Filing Required? (Y/N)	*
							ENEASISTENCIA, S.A.....	VEN.....	NIA.....	MAPFRE ASISTENCIA COMPANIA INTERNACIONAL DE SEGUROS Y REASEGUROS, S.A.	OWNERSHIP....	100.000	MAPFRE S.A.....	N.....	
							IRELAND ASSIST, LTD.....	IRL.....	NIA.....	MAPFRE ASISTENCIA COMPANIA INTERNACIONAL DE SEGUROS Y REASEGUROS, S.A.	OWNERSHIP....	100.000	MAPFRE S.A.....	N.....	
							MEXICO ASISTENCIA, S.A.....	MEX.....	NIA.....	MAPFRE ASISTENCIA COMPANIA INTERNACIONAL DE SEGUROS Y REASEGUROS, S.A.	OWNERSHIP....	100.000	MAPFRE S.A.....	N.....	
							CENTRO INTERNATIONAL DE SERVICIOS Y ASISTENCIA, S.A.	URY.....	NIA.....	MAPFRE ASISTENCIA COMPANIA INTERNACIONAL DE SEGUROS Y REASEGUROS, S.A.	OWNERSHIP....	100.000	MAPFRE S.A.....	N.....	
							ALLMAP ASSIST GESELLSCHAFT FUR BEISTANDSLEISTUNGEN MBH	DEU.....	NIA.....	MAPFRE ASISTENCIA COMPANIA INTERNACIONAL DE SEGUROS Y REASEGUROS, S.A.	OWNERSHIP....	100.000	MAPFRE S.A.....	N.....	
							ARABA ASSIST FOR LOGISTIC SERVICES.....	JOR.....	NIA.....	MAPFRE ASISTENCIA COMPANIA INTERNACIONAL DE SEGUROS Y REASEGUROS, S.A.	OWNERSHIP....	100.000	MAPFRE S.A.....	N.....	
							LLC MAPFRE WARRANTY.....	RUS.....	NIA.....	MAPFRE ASISTENCIA COMPANIA INTERNACIONAL DE SEGUROS Y REASEGUROS, S.A.	OWNERSHIP....	100.000	MAPFRE S.A.....	N.....	
							MAPFRE ASISTENCIA LIMITED.....	JOR.....	NIA.....	MAPFRE ASISTENCIA COMPANIA INTERNACIONAL DE SEGUROS Y REASEGUROS, S.A.	OWNERSHIP....	100.000	MAPFRE S.A.....	N.....	
							MAPFRE ASISTENCIA COMPANY LIMITED.....	TWN.....	NIA.....	MAPFRE ASISTENCIA COMPANIA INTERNACIONAL DE SEGUROS Y REASEGUROS, S.A.	OWNERSHIP....	100.000	MAPFRE S.A.....	N.....	
							MAPFRE WARRANTY JAPAN KABUSHIKI KAISHA	JPN.....	NIA.....	MAPFRE ASISTENCIA COMPANIA INTERNACIONAL DE SEGUROS Y REASEGUROS, S.A.	OWNERSHIP....	100.000	MAPFRE S.A.....	N.....	
							INSURE AND GO INSURANCE SERVICES USA CORP.	FL.....	NIA.....	MAPFRE ASISTENCIA COMPANIA INTERNACIONAL DE SEGUROS Y REASEGUROS, S.A.	OWNERSHIP....	100.000	MAPFRE S.A.....	N.....	
							COSTA RICA ASISTENCIA.....	CRI.....	NIA.....	MAPFRE ASISTENCIA COMPANIA INTERNACIONAL DE SEGUROS Y REASEGUROS, S.A.	OWNERSHIP....	100.000	MAPFRE S.A.....	N.....	

Q12.10

## SCHEDULE Y

### PART 1A - DETAIL OF INSURANCE HOLDING COMPANY SYSTEM

1	2	3	4	5	6	7	8	9	10	11	12	13	14	15	16
Group Code	Group Name	NAIC Company Code	ID Number	Federal RSSD	CIK	Name of Securities Exchange if Publicly Traded (U.S. or International)	Names of Parent, Subsidiaries or Affiliates	Domiciliary Location	Relationship to Reporting Entity	Directly Controlled by (Name of Entity/Person)	Type of Control (Ownership Board, Management, Attorney-in-Fact, Influence, Other)	If Control is Ownership Provide Percentage	Ultimate Controlling Entity(ies)/Person(s)	Is an SCA Filing Required? (Y/N)	*
							QUETZAL ASISTENCIA, S.A.....	GTM.....	NIA.....	MAPFRE ASISTENCIA COMPANIA INTERNACIONAL DE SEGUROS Y REASEGUROS, S.A.	OWNERSHIP....	100.000	MAPFRE S.A.....	N.....	
							NICASSIT, S.A.....	NIC.....	NIA.....	MAPFRE ASISTENCIA COMPANIA INTERNACIONAL DE SEGUROS Y REASEGUROS, S.A.	OWNERSHIP....	100.000	MAPFRE S.A.....	N.....	
							EL SALVADOR ASISTENCIA, S.A.....	SLV.....	NIA.....	MAPFRE ASISTENCIA COMPANIA INTERNACIONAL DE SEGUROS Y REASEGUROS, S.A.	OWNERSHIP....	100.000	MAPFRE S.A.....	N.....	
							NORASIST, INC D/B/A ROAD CANADA.....	CAN.....	NIA.....	MAPFRE ASISTENCIA COMPANIA INTERNACIONAL DE SEGUROS Y REASEGUROS, S.A.	OWNERSHIP....	100.000	MAPFRE S.A.....	N.....	
							BRICKELL FINANCIAL SERVICES MOTOR CLUB INC.	FL.....	NIA.....	MAPFRE ASISTENCIA COMPANIA INTERNACIONAL DE SEGUROS Y REASEGUROS, S.A.	OWNERSHIP....	100.000	MAPFRE S.A.....	N.....	
							VIAJES MAPFRE CCI, S.L.....	ESP.....	NIA.....	MAPFRE ASISTENCIA COMPANIA INTERNACIONAL DE SEGUROS Y REASEGUROS, S.A.	OWNERSHIP....	100.000	MAPFRE S.A.....	N.....	
							INSURE AND GO AUSTRALIA.....	AUS.....	NIA.....	MAPFRE ASISTENCIA COMPANIA INTERNACIONAL DE SEGUROS Y REASEGUROS, S.A.	OWNERSHIP....	100.000	MAPFRE S.A.....	N.....	
							BRASIL ASISTENCIA S/A.....	BRA.....	NIA.....	MAPFRE ASISTENCIA COMPANIA INTERNACIONAL DE SEGUROS Y REASEGUROS, S.A.	OWNERSHIP....	100.000	MAPFRE S.A.....	N.....	
							MAPFRE SOLUTIONS DO BRASIL LTDA.....	BRA.....	NIA.....	BRASIL ASISTENCIA S/A.....	OWNERSHIP....	100.000	MAPFRE S.A.....	N.....	
							MAPFRE ABRAXAS SOFTWARE, LTD.....	GBR.....	NIA.....	MAPFRE ASISTENCIA COMPANIA INTERNACIONAL DE SEGUROS Y REASEGUROS, S.A.	OWNERSHIP....	100.000	MAPFRE S.A.....	N.....	
							ABRAXAS INSURANCE.....	GBR.....	NIA.....	MAPFRE ABRAXAS SOFTWARE, LTD.....	OWNERSHIP....	100.000	MAPFRE S.A.....	N.....	
							MAPFRE WARRANTY UK LIMITED.....	GBR.....	NIA.....	MAPFRE ABRAXAS SOFTWARE, LTD.....	OWNERSHIP....	100.000	MAPFRE S.A.....	N.....	
							HOME 3.....	GBR.....	NIA.....	MAPFRE ABRAXAS SOFTWARE, LTD.....	OWNERSHIP....	50.000	MAPFRE S.A.....	N.....	
							MAPFRE WARRANTY S.P.A.....	ITA.....	NIA.....	MAPFRE ASISTENCIA COMPANIA INTERNACIONAL DE SEGUROS Y REASEGUROS, S.A.	OWNERSHIP....	100.000	MAPFRE S.A.....	N.....	
							MAPFRE WARRANTIES.....	LUX.....	NIA.....	MAPFRE WARRANTY S.P.A.....	OWNERSHIP....	100.000	MAPFRE S.A.....	N.....	
							FRANCE ASSIST.....	FRA.....	NIA.....	MAPFRE WARRANTY S.P.A.....	OWNERSHIP....	100.000	MAPFRE S.A.....	N.....	
							MAPFRE INSURANCE SERVICES S.L.R.....	FRA.....	NIA.....	MAPFRE WARRANTY S.P.A.....	OWNERSHIP....	100.000	MAPFRE S.A.....	N.....	

Q12.11

## SCHEDULE Y

### PART 1A - DETAIL OF INSURANCE HOLDING COMPANY SYSTEM

1	2	3	4	5	6	7	8	9	10	11	12	13	14	15	16
Group Code	Group Name	NAIC Company Code	ID Number	Federal RSSD	CIK	Name of Securities Exchange if Publicly Traded (U.S. or International)	Names of Parent, Subsidiaries or Affiliates	Domiciliary Location	Relationship to Reporting Entity	Directly Controlled by (Name of Entity/Person)	Type of Control (Ownership Board, Management, Attorney-in-Fact, Influence, Other)	If Control is Ownership Provide Percentage	Ultimate Controlling Entity(ies)/Person(s)	Is an SCA Filing Required? (Y/N)	*
							MAPFRE ASSISTANCE USA INC.....	FL.....	NIA.....	MAPFRE ASISTENCIA COMPANIA INTERNACIONAL DE SEGUROS Y REASEGUROS, S.A.	OWNERSHIP....	100.000	MAPFRE S.A.....	N.....	
							CENTURY AUTOMOTIVE SERVICES COMPANY	NM.....	NIA.....	MAPFRE ASSISTANCE USA INC.....	OWNERSHIP....	100.000	MAPFRE S.A.....	N.....	
							FEDERAL ASSIST Co.....	FL.....	NIA.....	MAPFRE ASSISTANCE USA INC.....	OWNERSHIP....	100.000	MAPFRE S.A.....	N.....	
							INSURE AND GO.....	GBR.....	NIA.....	MAPFRE ASISTENCIA COMPANIA INTERNACIONAL DE SEGUROS Y REASEGUROS, S.A.	OWNERSHIP....	100.000	MAPFRE S.A.....	N.....	
							TRAVEL CLAIMS SERVICES LIMITED.....	GBR.....	NIA.....	INSURE AND GO.....	OWNERSHIP....	100.000	MAPFRE S.A.....	N.....	
							INSURE AND GO AUSTRALASIA.....	GBR.....	NIA.....	INSURE AND GO.....	OWNERSHIP....	100.000	MAPFRE S.A.....	N.....	
							CIG SERVICES LIMITED.....	GBR.....	NIA.....	INSURE AND GO.....	OWNERSHIP....	100.000	MAPFRE S.A.....	N.....	
							ANDIASISTENCIA COMPANIA DE ASISTENCIA DE LOS ANDES, S.A.	COL.....	NIA.....	MAPFRE ASISTENCIA COMPANIA INTERNACIONAL DE SEGUROS Y REASEGUROS, S.A.	OWNERSHIP....	94.900	MAPFRE S.A.....	N.....	
							ECUASISTENCIA S.A.....	ECU.....	NIA.....	MAPFRE ASISTENCIA COMPANIA INTERNACIONAL DE SEGUROS Y REASEGUROS, S.A.	OWNERSHIP....	94.500	MAPFRE S.A.....	N.....	
							PERU ASISTENCIA, S.A.....	PER.....	NIA.....	MAPFRE ASISTENCIA COMPANIA INTERNACIONAL DE SEGUROS Y REASEGUROS, S.A.	OWNERSHIP....	99.900	MAPFRE S.A.....	N.....	
							CONSULTING DE SOLUCIONES Y TECNOLOGIAS SIAM, S.A.	ESP.....	NIA.....	MAPFRE ASISTENCIA COMPANIA INTERNACIONAL DE SEGUROS Y REASEGUROS, S.A.	OWNERSHIP....	99.900	MAPFRE S.A.....	N.....	
							IBEROASISTECIA INTERNACIONAL.....	ESP.....	NIA.....	MAPFRE ASISTENCIA COMPANIA INTERNACIONAL DE SEGUROS Y REASEGUROS, S.A.	OWNERSHIP....	99.800	MAPFRE S.A.....	N.....	
							INDIA ROADSIDE ASSISTANCE PRIVATE LIMITED	IND.....	NIA.....	MAPFRE ASISTENCIA COMPANIA INTERNACIONAL DE SEGUROS Y REASEGUROS, S.A.	OWNERSHIP....	99.600	MAPFRE S.A.....	N.....	
							EUROSOS ASSISTANCE S.A.....	GRC.....	NIA.....	MAPFRE ASISTENCIA COMPANIA INTERNACIONAL DE SEGUROS Y REASEGUROS, S.A.	OWNERSHIP....	99.500	MAPFRE S.A.....	N.....	
							URUGUAY ASISTENCIA, S.A.....	URY.....	NIA.....	MAPFRE ASISTENCIA COMPANIA INTERNACIONAL DE SEGUROS Y REASEGUROS, S.A.	OWNERSHIP....	94.800	MAPFRE S.A.....	N.....	
							SUR ASISTENCIA, S.A.....	CHL.....	NIA.....	MAPFRE ASISTENCIA COMPANIA INTERNACIONAL DE SEGUROS Y REASEGUROS, S.A.	OWNERSHIP....	99.000	MAPFRE S.A.....	N.....	

Q12.12

## SCHEDULE Y

### PART 1A - DETAIL OF INSURANCE HOLDING COMPANY SYSTEM

1	2	3	4	5	6	7	8	9	10	11	12	13	14	15	16
Group Code	Group Name	NAIC Company Code	ID Number	Federal RSSD	CIK	Name of Securities Exchange if Publicly Traded (U.S. or International)	Names of Parent, Subsidiaries or Affiliates	Domiciliary Location	Relationship to Reporting Entity	Directly Controlled by (Name of Entity/Person)	Type of Control (Ownership Board, Management, Attorney-in-Fact, Influence, Other)	If Control is Ownership Provide Percentage	Ultimate Controlling Entity(ies)/Person(s)	Is an SCA Filing Required? (Y/N)	*
							NILE ASSIT.....	EGY.....	NIA.....	MAPFRE ASISTENCIA COMPANIA INTERNACIONAL DE SEGUROS Y REASEGUROS, S.A.	OWNERSHIP....	98.000	MAPFRE S.A.....	N.....	
							TUR ASSIST, LTD.....	TUR.....	NIA.....	MAPFRE ASISTENCIA COMPANIA INTERNACIONAL DE SEGUROS Y REASEGUROS, S.A.	OWNERSHIP....	91.700	MAPFRE S.A.....	N.....	
							ROAD CHINA ASSISTANCE CO., LTD.....	CHN.....	NIA.....	MAPFRE ASISTENCIA COMPANIA INTERNACIONAL DE SEGUROS Y REASEGUROS, S.A.	OWNERSHIP....	100.000	MAPFRE S.A.....	N.....	
							IBERO ASISTENCIA, S.A.....	ESP.....	NIA.....	MAPFRE ASISTENCIA COMPANIA INTERNACIONAL DE SEGUROS Y REASEGUROS, S.A.	OWNERSHIP....	100.000	MAPFRE S.A.....	N.....	
							MIDDLESEA ASSIST LIMITED.....	MLT.....	NIA.....	MAPFRE ASISTENCIA COMPANIA INTERNACIONAL DE SEGUROS Y REASEGUROS, S.A.	OWNERSHIP....	51.000	MAPFRE S.A.....	N.....	
							ASISTENCIA BOLIVIANA, S.A.....	BOL.....	NIA.....	MAPFRE ASISTENCIA COMPANIA INTERNACIONAL DE SEGUROS Y REASEGUROS, S.A.	OWNERSHIP....	99.500	MAPFRE S.A.....	N.....	
							GULF ASSIST, B.S.C.....	BHR.....	NIA.....	MAPFRE ASISTENCIA COMPANIA INTERNACIONAL DE SEGUROS Y REASEGUROS, S.A.	OWNERSHIP....	74.600	MAPFRE S.A.....	N.....	
							CARIBE ASISTENCIA.....	DOM.....	NIA.....	MAPFRE ASISTENCIA COMPANIA INTERNACIONAL DE SEGUROS Y REASEGUROS, S.A.	OWNERSHIP....	79.500	MAPFRE S.A.....	N.....	
							BENELUX ASSIST, S.A.....	BEL.....	NIA.....	MAPFRE ASISTENCIA COMPANIA INTERNACIONAL DE SEGUROS Y REASEGUROS, S.A.	OWNERSHIP....	100.000	MAPFRE S.A.....	N.....	
							PANAMA ASISTENCIA, S.A.....	PAN.....	NIA.....	MAPFRE ASISTENCIA COMPANIA INTERNACIONAL DE SEGUROS Y REASEGUROS, S.A.	OWNERSHIP....	76.000	MAPFRE S.A.....	N.....	
							LIB ASSIST.....	LBY.....	NIA.....	MAPFRE ASISTENCIA COMPANIA INTERNACIONAL DE SEGUROS Y REASEGUROS, S.A.	OWNERSHIP....	51.000	MAPFRE S.A.....	N.....	
							ROADSIDE ASSIST ALGERIE SPA.....	DZA.....	NIA.....	MAPFRE ASISTENCIA COMPANIA INTERNACIONAL DE SEGUROS Y REASEGUROS, S.A.	OWNERSHIP....	60.300	MAPFRE S.A.....	N.....	
							PT MAPFRE ABDA ASSISTANCE.....	IDN.....	IA.....	MAPFRE ASISTENCIA COMPANIA INTERNACIONAL DE SEGUROS Y REASEGUROS, S.A.	OWNERSHIP....	51.000	MAPFRE S.A.....	N.....	

Q12.13

## SCHEDULE Y

### PART 1A - DETAIL OF INSURANCE HOLDING COMPANY SYSTEM

1	2	3	4	5	6	7	8	9	10	11	12	13	14	15	16
Group Code	Group Name	NAIC Company Code	ID Number	Federal RSSD	CIK	Name of Securities Exchange if Publicly Traded (U.S. or International)	Names of Parent, Subsidiaries or Affiliates	Domiciliary Location	Relationship to Reporting Entity	Directly Controlled by (Name of Entity/Person)	Type of Control (Ownership Board, Management, Attorney-in-Fact, Influence, Other)	If Control is Ownership Provide Percentage	Ultimate Controlling Entity(ies)/Person(s)	Is an SCA Filing Required? (Y/N)	*
							AFRIQUE ASSISTANCE, S.A.....	TUN.....	NIA.....	MAPFRE ASISTENCIA COMPANIA INTERNACIONAL DE SEGUROS Y REASEGUROS, S.A.	OWNERSHIP.....	49.000	MAPFRE S.A.....	N.....	
							MAPFRE INMUEBLES, S.G.A.....	ESP.....	NIA.....	MAPFRE S.A.....	OWNERSHIP.....	10.000	MAPFRE S.A.....	N.....	
							MAPFRE GLOBAL RISKS.....	ESP.....	NIA.....	MAPFRE S.A.....	OWNERSHIP.....	100.000	MAPFRE S.A.....	N.....	
							INMO ALEMANIA GESTION DE ACTIVOS INMOBILIARIOS, S.L.	ESP.....	NIA.....	MAPFRE GLOBAL RISKS.....	OWNERSHIP.....	10.000	MAPFRE S.A.....	N.....	
							MAPFRE ESPAÑA COMPAÑÍA DE SEGUROS Y REASEGUROS, S.A.	ESP.....	NIA.....	MAPFRE GLOBAL RISKS.....	OWNERSHIP.....	16.200	MAPFRE S.A.....	N.....	
							SERVIFINANZAS S.A. SOCIEDAD UNIPERSONAL	ESP.....	NIA.....	MAPFRE GLOBAL RISKS.....	OWNERSHIP.....	100.000	MAPFRE S.A.....	N.....	
							INDUSTRIAL RE S.A.....	LUX.....	NIA.....	MAPFRE GLOBAL RISKS.....	OWNERSHIP.....	100.000	MAPFRE S.A.....	N.....	
							SOLUNION SEGUROS DE CREDITO S.A.....	ESP.....	NIA.....	MAPFRE GLOBAL RISKS.....	OWNERSHIP.....	50.000	MAPFRE S.A.....	N.....	
							MAQUAVIT INMUEBLES, S.L.....	ESP.....	NIA.....	MAPFRE S.A.....	OWNERSHIP.....	56.800	MAPFRE S.A.....	N.....	
							BIOINGIENERIA ARAGONESA, S.L.....	ESP.....	NIA.....	MAQUAVIT INMUEBLES, S.L.....	OWNERSHIP.....	100.000	MAPFRE S.A.....	N.....	
							PROVITAE CENTROS ASISTENCIALES, S.L.....	ESP.....	NIA.....	MAQUAVIT INMUEBLES, S.L.....	OWNERSHIP.....	50.000	MAPFRE S.A.....	N.....	
							FANCY INVESTMENT S.A.....	URY.....	NIA.....	MAPFRE S.A.....	OWNERSHIP.....	100.000	MAPFRE S.A.....	N.....	
							PREMINEN PRICE COMPARISON HOLDINGS LIMITED	GBR.....	NIA.....	MAPFRE S.A.....	OWNERSHIP.....	50.000	MAPFRE S.A.....	N.....	

Q12.14

**Aster Explanation**

\* All subsidiaries of MAPFRE U.S.A. Corp. are 100% owned by their parent companies, except ACIC Holding Co., Inc., which is 5% owned by AAA Southern New England and 0.06% owned by AAA Ohio Auto Club and AAA Oregon/Idaho each.

**PART 1 - LOSS EXPERIENCE**

Lines of Business	Current Year to Date			4 Prior Year to Date Direct Loss Percentage
	1 Direct Premiums Earned	2 Direct Losses Incurred	3 Direct Loss Percentage	
1. Fire.....	2,516,024	647,995	25.755	54.559
2. Allied lines.....	1,916,735	17,223	0.899	30.387
3. Farmowners multiple peril.....			0.000	
4. Homeowners multiple peril.....	31,593,773	16,320,447	51.657	47.598
5. Commercial multiple peril.....			0.000	
6. Mortgage guaranty.....			0.000	
8. Ocean marine.....			0.000	
9. Inland marine.....	138,437	113,943	82.307	127.490
10. Financial guaranty.....			0.000	
11.1. Medical professional liability - occurrence.....			0.000	
11.2. Medical professional liability - claims-made.....			0.000	
12. Earthquake.....			0.000	
13. Group accident and health.....	5,915	13,062	220.828	152.082
14. Credit accident and health.....			0.000	
15. Other accident and health.....			0.000	
16. Workers' compensation.....			0.000	
17.1 Other liability-occurrence.....	3,617,395	1,537,816	42.512	4.957
17.2 Other liability-claims made.....			0.000	
17.3 Excess workers' compensation.....			0.000	
18.1 Products liability-occurrence.....			0.000	
18.2 Products liability-claims made.....			0.000	
19.1, 19.2 Private passenger auto liability.....	32,175,764	30,254,571	94.029	86.359
19.3, 19.4 Commercial auto liability.....			0.000	
21. Auto physical damage.....	20,288,642	11,882,625	58.568	62.249
22. Aircraft (all perils).....	2,805,307	471,761	16.817	36.555
23. Fidelity.....			0.000	
24. Surety.....			0.000	
26. Burglary and theft.....			0.000	
27. Boiler and machinery.....			0.000	
28. Credit.....			0.000	
29. International.....			0.000	
30. Warranty.....			0.000	
31. Reinsurance-nonproportional assumed property.....	XXX	XXX	XXX	XXX
32. Reinsurance-nonproportional assumed liability.....	XXX	XXX	XXX	XXX
33. Reinsurance-nonproportional assumed financial lines.....	XXX	XXX	XXX	XXX
34. Aggregate write-ins for other lines of business.....	12,957	20,091	155.059	101.260
35. Totals.....	95,070,949	61,279,534	64.457	62.004
<b>DETAILS OF WRITE-INS</b>				
3401. Travel.....	12,957	20,091	155.059	101.260
3402. ....			0.000	
3403. ....			0.000	
3498. Sum. of remaining write-ins for Line 34 from overflow page.....	0	0	0.000	XXX
3499. Totals (Lines 3401 thru 3403 plus 3498) (Line 34).....	12,957	20,091	155.059	101.260

**PART 2 - DIRECT PREMIUMS WRITTEN**

Lines of Business	1	2	3
	Current Quarter	Current Year to Date	Prior Year Year to Date
1. Fire.....	2,081,591	2,081,591	2,315,092
2. Allied lines.....	1,667,892	1,667,892	22,726
3. Farmowners multiple peril.....			
4. Homeowners multiple peril.....	26,176,773	26,176,773	30,359,867
5. Commercial multiple peril.....			
6. Mortgage guaranty.....			
8. Ocean marine.....			
9. Inland marine.....	68,564	68,564	869,592
10. Financial guaranty.....			
11.1. Medical professional liability - occurrence.....			
11.2. Medical professional liability - claims made.....			
12. Earthquake.....			
13. Group accident and health.....	2,078	2,078	48,648
14. Credit accident and health.....			
15. Other accident and health.....			
16. Workers' compensation.....			
17.1 Other liability-occurrence.....	5,115,469	5,115,469	7,488,919
17.2 Other liability-claims made.....			
17.3 Excess workers' compensation.....			
18.1 Products liability-occurrence.....			
18.2 Products liability-claims made.....			
19.1 19.2 Private passenger auto liability.....	29,193,924	29,193,924	33,216,822
19.3 19.4 Commercial auto liability.....			
21. Auto physical damage.....	17,322,985	17,322,985	20,623,326
22. Aircraft (all perils).....	2,334,759	2,334,759	2,292,150
23. Fidelity.....			
24. Surety.....			
26. Burglary and theft.....			
27. Boiler and machinery.....			
28. Credit.....			
29. International.....			
30. Warranty.....			
31. Reinsurance-nonproportional assumed property.....	XXX	XXX	XXX
32. Reinsurance-nonproportional assumed liability.....	XXX	XXX	XXX
33. Reinsurance-nonproportional assumed financial lines.....	XXX	XXX	XXX
34. Aggregate write-ins for other lines of business.....	6,262	6,262	93,894
35. Totals.....	83,970,297	83,970,297	97,331,036
<b>DETAILS OF WRITE-INS</b>			
3401. Travel.....	6,262	6,262	93,894
3402. ....			
3403. ....			
3498. Sum. of remaining write-ins for Line 34 from overflow page.....	0	0	0
3499. Totals (Lines 3401 thru 3403 plus 3498) (Line 34).....	6,262	6,262	93,894

**PART 3 (000 omitted)**

**LOSS AND LOSS ADJUSTMENT EXPENSE RESERVES SCHEDULE**

	1	2	3	4	5	6	7	8	9	10	11	12	13
Years in Which Losses Occurred	Prior Year-End Known Case Loss and LAE Reserves	Prior Year-End IBNR Loss and LAE Reserves	Total Prior Year-End Loss and LAE Reserves (Cols. 1 + 2)	2017 Loss and LAE Payments on Claims Reported as of Prior Year-End	2017 Loss and LAE Payments on Claims Unreported as of Prior Year-End	Total 2017 Loss and LAE Payments (Cols. 4 + 5)	Q.S. Date Known Case Loss and LAE Reserves on Claims Reported and Open as of Prior Year-End	Q.S. Date Known Case Loss and LAE Reserves on Claims Reported or Reopened Subsequent to Prior Year-End	Q.S. Date IBNR Loss and LAE Reserves	Total Q.S. Loss and LAE Reserves (Cols. 7 + 8 + 9)	Prior Year-End Known Case Loss and LAE Reserves Developed (Savings)/Deficiency (Cols. 4 + 7 minus Col. 1)	Prior Year-End IBNR Loss and LAE Reserves Developed (Savings)/Deficiency (Cols. 5 + 8 + 9 minus Col. 2)	Prior Year-End Total Loss and LAE Reserve Developed (Savings)/Deficiency (Cols. 11 + 12)
1. 2014 + Prior.....	25,340	(4,186)	21,154	3,397	25	3,422	21,413	39	(3,917)	17,535	(530)	333	(197)
2. 2015.....	21,692	175	21,867	3,523	153	3,676	18,684	64	(491)	18,257	515	(449)	66
3. Subtotals 2015 + Prior.....	47,032	(4,011)	43,021	6,920	178	7,098	40,097	103	(4,408)	35,792	(15)	(116)	(131)
4. 2016.....	36,828	11,739	48,567	13,102	1,654	14,756	28,563	305	3,965	32,833	4,837	(5,815)	(978)
5. Subtotals 2016 + Prior.....	83,860	7,728	91,588	20,022	1,832	21,854	68,660	408	(443)	68,625	4,822	(5,931)	(1,109)
6. 2017.....	XXX	XXX	XXX	XXX	17,953	17,953	XXX	14,746	6,018	20,764	XXX	XXX	XXX
7. Totals.....	83,860	7,728	91,588	20,022	19,785	39,807	68,660	15,154	5,575	89,389	4,822	(5,931)	(1,109)
8. Prior Year-End's Surplus As Regards Policyholders	108,261										Col. 11, Line 7 As % of Col. 1, Line 7	Col. 12, Line 7 As % of Col. 2, Line 7	Col. 13, Line 7 As % of Col. 3, Line 7
											1. ....5.8 %	2. ....(76.7)%	3. ....(1.2)%
													Col. 13, Line 7 Line 8
													4. ....(1.0)%

Q14

# SUPPLEMENTAL EXHIBITS AND SCHEDULES INTERROGATORIES

The following supplemental reports are required to be filed as part of your statement filing. However, in the event that your company does not transact the type of business for which the special report must be filed, your response of NO to the specific interrogatory will be accepted in lieu of filing a "NONE" report and a bar code will be printed below. If the supplement is required of your company but is not being filed for whatever reason, enter SEE EXPLANATION and provide an explanation following the interrogatory questions.

	<b>Response</b>
1. Will the Trusteed Surplus Statement be filed with the state of domicile and the NAIC with this statement?	NO
2. Will Supplement A to Schedule T (Medical Professional Liability Supplement) be filed with this statement?	NO
3. Will the Medicare Part D Coverage Supplement be filed with the state of domicile and the NAIC with this statement?	NO
4. Will the Director and Officer Insurance Coverage Supplement be filed with the state of domicile and the NAIC with this statement?	NO

**Explanation:**

1. The data for this supplement is not required to be filed.
2. The data for this supplement is not required to be filed.
3. The data for this supplement is not required to be filed.
4. The data for this supplement is not required to be filed.

**Bar Code:**



Statement for March 31, 2017 of the **American Commerce Insurance Company**  
**Overflow Page for Write-Ins**

**Additional Write-ins for Assets:**

	Current Statement Date			4 December 31, Prior Year Net Admitted Assets
	1 Assets	2 Nonadmitted Assets	3 Net Admitted Assets (Cols. 1 - 2)	
2504. Premium Tax Accrual.....	386,499	.....	386,499	.....351,000
2505. Miscellaneous Assets.....	2,347	.....	2,347	.....
2597. Summary of remaining write-ins for Line 25.....	388,846	0	388,846	.....351,000

Statement for March 31, 2017 of the **American Commerce Insurance Company**  
**SCHEDULE A - VERIFICATION**

Real Estate

	1 Year to Date	2 Prior Year Ended December 31
1. Book/adjusted carrying value, December 31 of prior year.....	1,262,841	1,453,687
2. Cost of acquired:		
2.1 Actual cost at time of acquisition.....		
2.2 Additional investment made after acquisition.....	107,890	(66,022)
3. Current year change in encumbrances.....		
4. Total gain (loss) on disposals.....		
5. Deduct amounts received on disposals.....		
6. Total foreign exchange change in book/adjusted carrying value.....		
7. Deduct current year's other-than-temporary impairment recognized.....		
8. Deduct current year's depreciation.....	30,399	124,824
9. Book/adjusted carrying value at end of current period (Lines 1+2+3+4-5+6-7-8).....	1,340,332	1,262,841
10. Deduct total nonadmitted amounts.....		
11. Statement value at end of current period (Line 9 minus Line 10).....	1,340,332	1,262,841

**SCHEDULE B - VERIFICATION**

Mortgage Loans

	1 Year to Date	2 Prior Year Ended December 31
1. Book value/recorded investment excluding accrued interest, December 31 of prior year.....	0	
2. Cost of acquired:		
2.1 Actual cost at time of acquisition.....		
2.2 Additional investment made after acquisition.....		
3. Capitalized deferred interest and other.....		
4. Accrual of discount.....		
5. Unrealized valuation increase (decrease).....		
6. Total gain (loss) on disposals.....		
7. Deduct amounts received on disposals.....		
8. Deduct amortization of premium and mortgage interest points and commitment fees.....		
9. Total foreign exchange change in book value/recorded investment excluding accrued interest.....		
10. Deduct current year's other-than-temporary impairment recognized.....		
11. Book value/recorded investment excluding accrued interest at end of current period (Lines 1+2+3+4+5+6-7-8+9-10).....	0	0
12. Total valuation allowance.....		
13. Subtotal (Line 11 plus Line 12).....	0	0
14. Deduct total nonadmitted amounts.....		
15. Statement value at end of current period (Line 13 minus Line 14).....	0	0

NONE

**SCHEDULE BA - VERIFICATION**

Other Long-Term Invested Assets

	1 Year to Date	2 Prior Year Ended December 31
1. Book/adjusted carrying value, December 31 of prior year.....	0	
2. Cost of acquired:		
2.1 Actual cost at time of acquisition.....		
2.2 Additional investment made after acquisition.....		
3. Capitalized deferred interest and other.....		
4. Accrual of discount.....		
5. Unrealized valuation increase (decrease).....		
6. Total gain (loss) on disposals.....		
7. Deduct amounts received on disposals.....		
8. Deduct amortization of premium and depreciation.....		
9. Total foreign exchange change in book/adjusted carrying value.....		
10. Deduct current year's other-than-temporary impairment recognized.....		
11. Book/adjusted carrying value at end of current period (Lines 1+2+3+4+5+6-7-8+9-10).....	0	0
12. Deduct total nonadmitted amounts.....		
13. Statement value at end of current period (Line 11 minus Line 12).....	0	0

NONE

**SCHEDULE D - VERIFICATION**

Bonds and Stocks

	1 Year to Date	2 Prior Year Ended December 31
1. Book/adjusted carrying value of bonds and stocks, December 31 of prior year.....	138,167,873	130,020,682
2. Cost of bonds and stocks acquired.....	30,514,996	78,650,686
3. Accrual of discount.....	72,564	380,185
4. Unrealized valuation increase (decrease).....	(144,122)	603,820
5. Total gain (loss) on disposals.....	175,196	1,566,798
6. Deduct consideration for bonds and stocks disposed of.....	18,023,392	72,245,560
7. Deduct amortization of premium.....	178,205	808,738
8. Total foreign exchange change in book/adjusted carrying value.....		
9. Deduct current year's other-than-temporary impairment recognized.....		
10. Book/adjusted carrying value at end of current period (Lines 1+2+3+4+5-6-7+8-9).....	150,584,910	138,167,873
11. Deduct total nonadmitted amounts.....		
12. Statement value at end of current period (Line 10 minus Line 11).....	150,584,910	138,167,873

## SCHEDULE D - PART 1B

Showing the Acquisitions, Dispositions and Non-Trading Activity

During the Current Quarter for all Bonds and Preferred Stock by NAIC Designation

NAIC Designation	1 Book/Adjusted Carrying Value Beginning of Current Quarter	2 Acquisitions During Current Quarter	3 Dispositions During Current Quarter	4 Non-Trading Activity During Current Quarter	5 Book/Adjusted Carrying Value End of First Quarter	6 Book/Adjusted Carrying Value End of Second Quarter	7 Book/Adjusted Carrying Value End of Third Quarter	8 Book/Adjusted Carrying Value December 31 Prior Year
<b>BONDS</b>								
1. NAIC 1 (a).....	108,044,475	28,462,596	16,849,244	955,529	120,613,356			108,044,475
2. NAIC 2 (a).....	26,723,639	2,052,400	998,952	(1,052,929)	26,724,158			26,723,639
3. NAIC 3 (a).....	999,531			(24,501)	975,030			999,531
4. NAIC 4 (a).....	44,654			(44,654)	0			44,654
5. NAIC 5 (a).....					0			
6. NAIC 6 (a).....	1,566,200			(83,800)	1,482,400			1,566,200
7. Total Bonds.....	137,378,499	30,514,996	17,848,196	(250,355)	149,794,944	0	0	137,378,499
<b>PREFERRED STOCK</b>								
8. NAIC 1.....					0			
9. NAIC 2.....					0			
10. NAIC 3.....	789,374			592	789,966			789,374
11. NAIC 4.....					0			
12. NAIC 5.....					0			
13. NAIC 6.....					0			
14. Total Preferred Stock.....	789,374	0	0	592	789,966	0	0	789,374
15. Total Bonds and Preferred Stock.....	138,167,873	30,514,996	17,848,196	(249,763)	150,584,910	0	0	138,167,873

QS102

(a) Book/Adjusted Carrying Value column for the end of the current reporting period includes the following amount of short-term and cash equivalent bonds by NAIC designation:

NAIC 1 \$.....0; NAIC 2 \$.....0; NAIC 3 \$.....0; NAIC 4 \$.....0; NAIC 5 \$.....0; NAIC 6 \$.....0.

**Sch. DA - Pt. 1  
NONE**

**Sch. DA - Verification  
NONE**

**Sch. DB - Pt. A - Verification  
NONE**

**Sch. DB - Pt. B - Verification  
NONE**

**Sch. DB - Pt. C - Sn. 1  
NONE**

**Sch. DB - Pt. C - Sn. 2  
NONE**

**Sch. DB - Verification  
NONE**

**Sch. E - Verification  
NONE**

### SCHEDULE A - PART 2

Showing all Real Estate ACQUIRED AND ADDITIONS MADE During the Current Quarter

1 Description of Property	Location		4 Date Acquired	5 Name of Vendor	6 Actual Cost at Time of Acquisition	7 Amount of Encumbrances	8 Book/Adjusted Carrying Value Less Encumbrances	9 Additional Investment Made After Acquisition
	2 City	3 State						
<b>Acquired by Purchase</b>								
ADDITIONS TO: THREE STORY BUILDING, 37,077 SQUARE FEET, LOCATED ON 6.002 ACRES OF LAND ON FOUR SEPARATE PARCELS	COLUMBUS.....	OH..	03/31/2017....	VARIOUS.....			1,340,332	107,890
0199999. Totals.....					0	0	1,340,332	107,890
0399999. Totals.....					0	0	1,340,332	107,890

QE01

### SCHEDULE A - PART 3

Showing all Real Estate DISPOSED During the Quarter, Including Payments During the Final Year on "Sales Under Contract "

1 Description of Property	Location		4 Disposal Date	5 Name of Purchaser	6 Actual Cost	7 Expended for Additions, Permanent Improvements and Changes in Encumbrances	8 Book/Adjusted Carrying Value Less Encumbrances Prior Year	Change in Book/Adjusted Carrying Value Less Encumbrances					14 Book/Adjusted Carrying Value Less Encumbrances on Disposal	15 Amounts Received During Year	16 Foreign Exchange Gain (Loss) on Disposal	17 Realized Gain (Loss) on Disposal	18 Total Gain (Loss) on Disposal	19 Gross Income Earned Less Interest Incurred on Encumbrances	20 Taxes, Repairs, and Expenses Incurred
	2 City	3 State						9 Current Year's Depreciation	10 Current Year's Other-Than-Temporary Impairment Recognized	11 Current Year's Change in Encumbrances	12 Total Change in B./A.C.V. (11 - 9 - 10)	13 Total Foreign Exchange Change in B./A.C.V.							
<b>NONE</b>																			

**Sch. B - Pt. 2**  
**NONE**

**Sch. B - Pt. 3**  
**NONE**

**Sch. BA - Pt. 2**  
**NONE**

**Sch. BA - Pt. 3**  
**NONE**

### SCHEDULE D - PART 3

Showing all Long-Term Bonds and Stocks ACQUIRED During Current Quarter

1	2	3	4	5	6	7	8	9	10
CUSIP Identification	Description	Foreign	Date Acquired	Name of Vendor	Number of Shares of Stock	Actual Cost	Par Value	Paid for Accrued Interest and Dividends	NAIC Designation or Market Indicator (a)
<b>Bonds - U.S. Government</b>									
912828 SF 8	U.S. TREASURY NOTE.....		01/20/2017.....	RW PRESSPRICH & CO.....		3,747,656	3,750,000	32,813	1
0599999	Total - Bonds - U.S. Government.....					3,747,656	3,750,000	32,813	XXX
<b>Bonds - U.S. States, Territories and Possessions</b>									
419791 YT 9	HAWAII ST.....		02/14/2017.....	RBC CAPITAL MARKETS.....		2,344,700	2,000,000	4,738	1FE
1799999	Total - Bonds - U.S. States, Territories & Possessions.....					2,344,700	2,000,000	4,738	XXX
<b>Bonds - U.S. Political Subdivisions of States</b>									
249164 LH 5	DENVER COLO CITY & CNTY.....		01/19/2017.....	RAYMOND JAMES CHARLOTTE.....		1,053,000	1,000,000	23,211	1FE
2499999	Total - Bonds - U.S. Political Subdivisions of States.....					1,053,000	1,000,000	23,211	XXX
<b>Bonds - U.S. Special Revenue and Special Assessment</b>									
249218 AX 6	DENVER COLO PUB SCHS CTFS PART.....		01/30/2017.....	WELLS FARGO SECURITIES, LLC.....		1,006,800	1,000,000	4,045	1FE
34160P DD 8	FLA ST DPT MGMT SVCS COP-BUILD AM.....		01/19/2017.....	RAYMOND JAMES CHARLOTTE.....		1,091,000	1,000,000	28,766	1FE
3138ER 2K 5	FNCL PL#AL9777.....		03/21/2017.....	BAIRD, ROBERT W. & CO.....		6,389,311	5,900,662	16,964	1
3138WJ B3 1	FNCL PL#AS8157.....		01/20/2017.....	BAIRD, ROBERT W. & CO.....		10,339,269	9,597,001	14,396	1
3199999	Total - Bonds - U.S. Special Revenue and Special Assessments.....					18,826,380	17,497,663	64,171	XXX
<b>Bonds - Industrial and Miscellaneous</b>									
037833 CJ 7	APPLE INC.....		03/06/2017.....	RAYMOND JAMES BOSTON.....		1,009,810	1,000,000	2,792	1FE
316773 CL 2	FIFTH THIRD BANCORP.....		01/19/2017.....	PIERPONT SECURITIES.....		2,052,400	2,000,000	25,083	2FE
46625H RL 6	JPMORGAN CHASE & CO.....		01/10/2017.....	RAYMOND JAMES BOSTON.....		979,960	1,000,000	4,125	1FE
594918 BY 9	MICROSOFT CORP.....		02/01/2017.....	RW PRESSPRICH & CO.....		501,090	500,000		1FE
3899999	Total - Bonds - Industrial and Miscellaneous.....					4,543,260	4,500,000	32,000	XXX
8399997	Total - Bonds - Part 3.....					30,514,996	28,747,663	156,933	XXX
8399999	Total - Bonds.....					30,514,996	28,747,663	156,933	XXX
<b>Preferred Stocks - Industrial and Miscellaneous</b>									
92978U 20 7	WACHOVIA CAP TR IV.....		01/31/2017.....	CL ACT SETLMNT.....	0.010		25.00		RP2LFE
8499999	Total - Preferred Stocks - Industrial and Miscellaneous.....					0	XXX	0	XXX
8999997	Total - Preferred Stocks - Part 3.....					0	XXX	0	XXX
8999999	Total - Preferred Stocks.....					0	XXX	0	XXX
9899999	Total - Preferred and Common Stocks.....					0	XXX	0	XXX
9999999	Total - Bonds, Preferred and Common Stocks.....					30,514,996	XXX	156,933	XXX

(a) For all common stock bearing NAIC market indicator "U" provide the number of such issues:.....0.

QE04

## SCHEDULE D - PART 4

Showing all Long-Term Bonds and Stocks SOLD, REDEEMED or Otherwise DISPOSED OF During Current Quarter

1	2	3	4	5	6	7	8	9	10	Change in Book/Adjusted Carrying Value					16	17	18	19	20	21	22	
										11	12	13	14	15								
CUSIP Identification	Description	F o r e i g n	Disposal Date	Name of Purchaser	Number of Shares of Stock	Consideration	Par Value	Actual Cost	Prior Year Book/Adjusted Carrying Value	Unrealized Valuation Increase (Decrease)	Current Year's (Amortization) / Accretion	Current Year's Other-Than-Temporary Impairment Recognized	Total Change in B./A.C.V. (11+12-13)	Total Foreign Exchange Change in B./A.C.V.	Book/Adjusted Carrying Value at Disposal Date	Foreign Exchange Gain (Loss) on Disposal	Realized Gain (Loss) on Disposal	Total Gain (Loss) on Disposal	Bond Interest / Stock Dividends Received During Year	Stated Contractual Maturity Date	NAIC Designation or Market Indicator (a)	
<b>Bonds - U.S. Government</b>																						
36225B	GW 2		03/15/2017	PAYDOWN OF PRINCIPAL.....		4,169	4,169	4,321	4,273				(1)	(1)	4,272		(103)	(103)	45	11/15/2029	1.....	
83162C	TA 1		01/03/2017	PRINCIPAL RECEIPT.....		342,284	342,284	377,742	361,484				(19,200)	(19,200)	342,284			0	7,971	01/01/2030	1.....	
912828	GH 7		02/15/2017	MATURITY.....		3,750,000	3,750,000	3,591,211	3,747,434				2,566	2,566	3,750,000			0	86,719	02/15/2017	1.....	
0599999	Total - Bonds - U.S. Government.....					4,096,453	4,096,452	3,973,274	4,113,191	0	(16,635)	0	(16,635)	0	4,096,556	0	(103)	(103)	94,735	XXX	XXX	
<b>Bonds - U.S. States, Territories and Possessions</b>																						
68608K	5L 8		03/20/2017	WELLS FARGO SECURITIES, LLC.....		1,119,630	1,000,000	1,138,700	1,108,025				(4,893)	(4,893)	1,103,132		16,498	16,498	32,222	08/01/2036	1FE.....	
76541V	LE 5		03/21/2017	BAIRD, ROBERT W. & CO.....		1,130,000	1,000,000	1,170,450	1,097,009				(3,884)	(3,884)	1,093,126		36,874	36,874	28,194	03/01/2031	1FE.....	
93974C	PJ 3		03/20/2017	BAIRD, ROBERT W. & CO.....		1,112,270	1,000,000	1,135,500	1,113,713				(3,463)	(3,463)	1,110,250		2,020	2,020	30,199	08/01/2023	1FE.....	
1799999	Total - Bonds - U.S. States, Territories & Possessions.....					3,361,900	3,000,000	3,444,650	3,318,747	0	(12,240)	0	(12,240)	0	3,306,508	0	55,392	55,392	90,615	XXX	XXX	
<b>Bonds - U.S. Special Revenue and Special Assessment</b>																						
23410B	AB 7		03/02/2017	CALLED @ 100.0000000.....		8,746	8,746	9,096	8,810				(1)	(1)	8,810		(64)	(64)	9	12/01/2038	1FE.....	
31396P	GT 2		03/27/2017	PRINCIPAL RECEIPT.....		25,658	25,658	28,705	27,573				(1,915)	(1,915)	25,658			0	203	10/25/2032	1.....	
3136A7	DJ 8		03/27/2017	PRINCIPAL RECEIPT.....		98,267	98,267	97,883	97,915				352	352	98,267			0	389	01/25/2042	1.....	
3137B7	R7 6		03/15/2017	PRINCIPAL RECEIPT.....		183,964	183,964	186,494	185,379				(1,414)	(1,414)	183,964			0	981	02/15/2054	1.....	
3138WG	RK 2		03/27/2017	PRINCIPAL RECEIPT.....		18,656	18,656	19,823	19,844				(1,188)	(1,188)	18,656			0	100	03/01/2046	1.....	
3138WJ	B3 1		03/27/2017	PRINCIPAL RECEIPT.....		105,807	105,807	113,990	113,990				(8,183)	(8,183)	105,807			0	397	10/01/2046	1.....	
31418A	L5 5		03/27/2017	PRINCIPAL RECEIPT.....		44,905	44,905	47,291	46,883				(1,978)	(1,978)	44,905			0	140	11/01/2042	1.....	
658207	FD 2		01/03/2017	CALLED @ 100.0000000.....		1,275,000	1,275,000	1,194,280	1,217,408				17	17	1,217,426		57,574	57,574	30,600	07/01/2033	1FE.....	
3199999	Total - Bonds - U.S. Special Revenue and Special Assessments.....					1,761,003	1,761,003	1,697,562	1,603,812	0	(14,310)	0	(14,310)	0	1,703,493	0	57,510	57,510	32,819	XXX	XXX	
<b>Bonds - Industrial and Miscellaneous</b>																						
6325C0	CW 9		02/01/2017	RW PRESSPRICH & CO.....		1,503,825	1,500,000	1,502,535	1,501,298				(42)	(42)	1,501,256		2,569	2,569	20,156	07/01/2019	1FE.....	
141781	AY 0		02/02/2017	BAIRD, ROBERT W. & CO.....		1,068,070	1,000,000	1,097,170	1,065,171				(1,209)	(1,209)	1,063,963		4,107	4,107	9,930	05/14/2021	1FE.....	
590218	AF 0		03/27/2017	VARIOUS.....		1,343	1,727	1,720	1,554	165	6		171	171	1,725		(382)	(382)	11	04/25/2036	1FM.....	
68389X	AP 0		03/21/2017	RAYMOND JAMES BOSTON.....		993,480	1,000,000	986,180	989,018				392	392	989,409		4,071	4,071	11,042	10/15/2022	1FE.....	
191216	AV 2		02/02/2017	WELLS FARGO SECURITIES, LLC.....		2,086,820	2,000,000	2,100,900	2,083,744				(1,468)	(1,468)	2,082,276		4,544	4,544	28,600	09/01/2021	1FE.....	
911312	AM 8		03/21/2017	Jefferies & Co.....		1,033,520	1,000,000	1,035,010	1,026,384				(1,382)	(1,382)	1,025,001		8,519	8,519	21,615	01/15/2021	1FE.....	
91324P	CQ 3		02/03/2017	WELLS FARGO SECURITIES, LLC.....		1,080,000	1,000,000	1,081,680	1,079,314				(257)	(257)	1,079,057		943	943	26,080	07/15/2035	1FE.....	
92343V	BZ 6		03/29/2017	RAYMOND JAMES BOSTON.....		1,019,730	1,000,000	998,910	998,942				10	10	998,952		20,778	20,778	27,494	03/15/2034	2FE.....	
3899999	Total - Bonds - Industrial and Miscellaneous.....					8,786,788	8,501,727	8,804,105	8,745,425	165	(3,950)	0	(3,785)	0	8,741,639	0	45,149	45,149	144,928	XXX	XXX	
8399997	Total - Bonds - Part 4.....					18,006,144	17,359,182	17,919,591	17,781,175	165	(47,135)	0	(46,970)	0	17,848,196	0	157,948	157,948	363,097	XXX	XXX	
8399999	Total - Bonds.....					18,006,144	17,359,182	17,919,591	17,781,175	165	(47,135)	0	(46,970)	0	17,848,196	0	157,948	157,948	363,097	XXX	XXX	
<b>Preferred Stocks - Industrial and Miscellaneous</b>																						
92978U	20 7		01/31/2017	VARIOUS.....	0.010	17,248	25.00						0	0			17,248	17,248		XXX	RP2LFE.....	
8499999	Total - Preferred Stocks - Industrial and Miscellaneous.....					17,248	XXX	0	0	0	0	0	0	0	0	0	0	17,248	17,248	0	XXX	XXX
8999997	Total - Preferred Stocks - Part 4.....					17,248	XXX	0	0	0	0	0	0	0	0	0	0	17,248	17,248	0	XXX	XXX
8999999	Total - Preferred Stocks.....					17,248	XXX	0	0	0	0	0	0	0	0	0	0	17,248	17,248	0	XXX	XXX
9899999	Total - Preferred and Common Stocks.....					17,248	XXX	0	0	0	0	0	0	0	0	0	0	17,248	17,248	0	XXX	XXX
9999999	Total - Bonds, Preferred and Common Stocks.....					18,023,392	XXX	17,919,591	17,781,175	165	(47,135)	0	(46,970)	0	17,848,196	0	175,196	175,196	363,097	XXX	XXX	

QE05

(a) For all common stock bearing the NAIC market indicator "U" provide: the number of such issues: .....0.

**Sch. DB - Pt. A - Sn. 1**  
**NONE**

**Sch. DB - Pt. B - Sn. 1**  
**NONE**

**Sch. DB - Pt. D - Sn. 1**  
**NONE**

**Sch. DB - Pt. D - Sn. 2**  
**NONE**

**Sch. DL - Pt. 1**  
**NONE**

**Sch. DL - Pt. 2**  
**NONE**

## SCHEDULE E - PART 1 - CASH

### Month End Depository Balances

1 Depository	2 Code	3 Rate of Interest	4 Amount of Interest Received During Current Quarter	5 Amount of Interest Accrued at Current Statement Date	Book Balance at End of Each Month During Current Quarter			9 *	
					6 First Month	7 Second Month	8 Third Month		
<b>Open Depositories</b>									
Bank of America.....	100 Federal Street, Boston, MA 02110.....					(6,084,044)	(3,354,404)	(8,010,737)	XXX
The Bank of New York Mellon.....	One Wall Street, NY, New York 10286.....		0.000	5		276,106	160,618	100,991	XXX
Deutsche Bank.....	60 Wall Street, New York, NY 10005.....					749,498	701,702	886,017	XXX
JPMorgan Chase.....	100 E. Broad St, Columbus, OH 43215.....					257,240	274,981	101,849	XXX
MM: BlackRock 11.....	One Financial Center, Boston, MA 02111.....		0.005			343	343	343	XXX
MM: Fed Govn't Oblig.....	5800 Corporate Drive, Pittsburgh, PA 15237-7000.....		0.005	7		5,576	5,578	5,581	XXX
MM: Fidelity Govn't 057.....	500 Salem Street, Smithfield, RI 02917.....		0.005						XXX
MM: Fidelity Govn't 2642.....	500 Salem Street, Smithfield, RI 02917.....		0.005	8,344		12,381,045	5,614,939	8,665,764	XXX
The Northern Trust Company.....	50 South LaSalle Street, Chicago, IL 60676.....					(79,157)	144,639	(82,627)	XXX
0199999. Total Open Depositories.....		XXX	8,356	0		7,506,607	3,548,396	1,667,181	XXX
0399999. Total Cash on Deposit.....		XXX	8,356	0		7,506,607	3,548,396	1,667,181	XXX
0599999. Total Cash.....		XXX	8,356	0		7,506,607	3,548,396	1,667,181	XXX

## SCHEDULE E - PART 2 - CASH EQUIVALENTS

Show Investments Owned End of Current Quarter

1 Description	2 Code	3 Date Acquired	4 Rate of Interest	5 Maturity Date	6 Book/Adjusted Carrying Value	7 Amount of Interest Due & Accrued	8 Amount Received During Year
------------------	-----------	--------------------	-----------------------	--------------------	-----------------------------------	---------------------------------------	----------------------------------

**NONE**

QE13