



QUARTERLY STATEMENT

AS OF MARCH 31, 2017
OF THE CONDITION AND AFFAIRS OF THE

MENNONITE MUTUAL INSURANCE COMPANY

NAIC Group Code 4780 , 4780 NAIC Company Code 17299 Employer's ID Number 34-0396080
(Current Period) (Prior Period)

Organized under the Laws of Ohio , State of Domicile or Port of Entry Ohio
Country of Domicile United States

Incorporated/Organized 02/01/1905 Commenced Business 02/01/1895

Statutory Home Office 1000 South Main Street , Orrville, OH, US 44667-0300
(Street and Number) (City or Town, State, Country and Zip Code)

Main Administrative Office 1000 South Main Street Orrville, OH, US 44667-0300 330-683-3730-21
(Street and Number) (City or Town, State, Country and Zip Code) (Area Code) (Telephone Number)

Mail Address PO Box 300 , Orrville, OH, US 44667-0300
(Street and Number or P.O. Box) (City or Town, State, Country and Zip Code)

Primary Location of Books and Records 1000 South Main Street Orrville, OH, US 44667-0300 330-683-3730-118
(Street and Number) (City or Town, State, Country and Zip Code) (Area Code) (Telephone Number)

Internet Web Site Address mennonitemutual.com

Statutory Statement Contact Ric Hochstetler 330-684-4118
(Name) (Area Code) (Telephone Number) (Extension)
rhochstetler@mennonitemutual.com 330-683-2083
(E-Mail Address) (Fax Number)

OFFICERS

Name	Title	Name	Title
<u>CHRISTOPHER J BLOUGH</u>	<u>President</u>	<u>GEORGE BIXLER JR</u>	<u>Secretary</u>
<u>GEORGE BIXLER JR #</u>	<u>Treasurer</u>		

OTHER OFFICERS

<u>J TODD NEVILLE</u>	<u>Vice-President of Claims</u>	<u>THOMAS A TROYER #</u>	<u>Vice-President of Underwriting</u>
-----------------------	---------------------------------	--------------------------	---------------------------------------

DIRECTORS OR TRUSTEES

<u>ROBERT EUGENE ASCHLIMAN</u>	<u>GEORGE BIXLER JR</u>	<u>PAUL BONTRAGER</u>	<u>DAVID LUTHER LEHMAN</u>
<u>MORRIS STUTZMAN</u>	<u>CRAIG THOMAS MERCER</u>	<u>DONALD DRAVENSTOTT</u>	<u>TYSON L STUCKEY</u>

State ofOhio.....

County ofWayne..... ss

The officers of this reporting entity being duly sworn, each depose and say that they are the described officers of said reporting entity, and that on the reporting period stated above, all of the herein described assets were the absolute property of the said reporting entity, free and clear from any liens or claims thereon, except as herein stated, and that this statement, together with related exhibits, schedules and explanations therein contained, annexed or referred to, is a full and true statement of all the assets and liabilities and of the condition and affairs of the said reporting entity as of the reporting period stated above, and of its income and deductions therefrom for the period ended, and have been completed in accordance with the NAIC Annual Statement Instructions and Accounting Practices and Procedures manual except to the extent that: (1) state law may differ; or, (2) that state rules or regulations require differences in reporting not related to accounting practices and procedures, according to the best of their information, knowledge and belief, respectively. Furthermore, the scope of this attestation by the described officers also includes the related corresponding electronic filing with the NAIC, when required, that is an exact copy (except for formatting differences due to electronic filing) of the enclosed statement. The electronic filing may be requested by various regulators in lieu of or in addition to the enclosed statement.

CHRISTOPHER J BLOUGH
President

GEORGE BIXLER JR
Secretary

GEORGE BIXLER JR
Treasurer

a. Is this an original filing? Yes [X] No []

b. If no:

1. State the amendment number _____

2. Date filed _____

3. Number of pages attached _____

Subscribed and sworn to before me this
10 day of May, 2017

Melanie J Alger, Notary Public
April 18, 2021

STATEMENT AS OF MARCH 31, 2017 OF THE MENNONITE MUTUAL INSURANCE COMPANY

ASSETS

	Current Statement Date			4 December 31 Prior Year Net Admitted Assets
	1 Assets	2 Nonadmitted Assets	3 Net Admitted Assets (Cols. 1 - 2)	
1. Bonds	10,267,242		10,267,242	10,594,473
2. Stocks:				
2.1 Preferred stocks			0	0
2.2 Common stocks	5,813,703		5,813,703	5,565,475
3. Mortgage loans on real estate:				
3.1 First liens			0	0
3.2 Other than first liens			0	0
4. Real estate:				
4.1 Properties occupied by the company (less \$ encumbrances)	828,118		828,118	841,841
4.2 Properties held for the production of income (less \$ encumbrances)			0	0
4.3 Properties held for sale (less \$ encumbrances)			0	0
5. Cash (\$494,922), cash equivalents (\$0) and short-term investments (\$4,810,283)	5,305,205		5,305,205	4,871,395
6. Contract loans (including \$ premium notes)			0	0
7. Derivatives	0		0	0
8. Other invested assets	0		0	0
9. Receivables for securities			0	0
10. Securities lending reinvested collateral assets			0	0
11. Aggregate write-ins for invested assets	0	0	0	0
12. Subtotals, cash and invested assets (Lines 1 to 11)	22,214,268	0	22,214,268	21,873,184
13. Title plants less \$ charged off (for Title insurers only)			0	0
14. Investment income due and accrued	96,180		96,180	99,394
15. Premiums and considerations:				
15.1 Uncollected premiums and agents' balances in the course of collection	410,509		410,509	326,218
15.2 Deferred premiums, agents' balances and installments booked but deferred and not yet due (including \$ earned but unbilled premiums)	4,342,167		4,342,167	4,093,510
15.3 Accrued retrospective premiums (\$) and contracts subject to redetermination (\$)			0	0
16. Reinsurance:				
16.1 Amounts recoverable from reinsurers			0	0
16.2 Funds held by or deposited with reinsured companies			0	0
16.3 Other amounts receivable under reinsurance contracts			0	0
17. Amounts receivable relating to uninsured plans			0	0
18.1 Current federal and foreign income tax recoverable and interest thereon	52,207		52,207	128,205
18.2 Net deferred tax asset	577,374		577,374	616,728
19. Guaranty funds receivable or on deposit			0	0
20. Electronic data processing equipment and software	919,198	884,288	34,910	53,561
21. Furniture and equipment, including health care delivery assets (\$)	114,417	114,417	0	0
22. Net adjustment in assets and liabilities due to foreign exchange rates			0	0
23. Receivables from parent, subsidiaries and affiliates	45,855		45,855	28,252
24. Health care (\$) and other amounts receivable			0	0
25. Aggregate write-ins for other-than-invested assets	131	131	0	0
26. Total assets excluding Separate Accounts, Segregated Accounts and Protected Cell Accounts (Lines 12 to 25)	28,772,306	998,836	27,773,470	27,219,052
27. From Separate Accounts, Segregated Accounts and Protected Cell Accounts			0	0
28. Total (Lines 26 and 27)	28,772,306	998,836	27,773,470	27,219,052
DETAILS OF WRITE-INS				
1101.	0		0	
1102.				
1103.				
1198. Summary of remaining write-ins for Line 11 from overflow page	0	0	0	0
1199. Totals (Lines 1101 through 1103 plus 1198) (Line 11 above)	0	0	0	0
2501. Workers Comp Deposit	131	131	0	0
2502.			0	0
2503.				
2598. Summary of remaining write-ins for Line 25 from overflow page	0	0	0	0
2599. Totals (Lines 2501 through 2503 plus 2598) (Line 25 above)	131	131	0	0

STATEMENT AS OF MARCH 31, 2017 OF THE MENNONITE MUTUAL INSURANCE COMPANY

LIABILITIES, SURPLUS AND OTHER FUNDS

	1 Current Statement Date	2 December 31, Prior Year
1. Losses (current accident year \$)	2,295,093	2,077,369
2. Reinsurance payable on paid losses and loss adjustment expenses		0
3. Loss adjustment expenses	221,400	215,200
4. Commissions payable, contingent commissions and other similar charges	1,014,871	1,268,264
5. Other expenses (excluding taxes, licenses and fees)	160,403	136,285
6. Taxes, licenses and fees (excluding federal and foreign income taxes)	189,762	187,252
7.1 Current federal and foreign income taxes (including \$ on realized capital gains (losses))		0
7.2 Net deferred tax liability		0
8. Borrowed money \$ and interest thereon \$		0
9. Unearned premiums (after deducting unearned premiums for ceded reinsurance of \$352,211 and including warranty reserves of \$ and accrued accident and health experience rating refunds including \$ for medical loss ratio rebate per the Public Health Service Act)	8,568,001	8,113,741
10. Advance premium	298,662	228,739
11. Dividends declared and unpaid:		
11.1 Stockholders		0
11.2 Policyholders		0
12. Ceded reinsurance premiums payable (net of ceding commissions)	(55,226)	240,359
13. Funds held by company under reinsurance treaties		0
14. Amounts withheld or retained by company for account of others	826	0
15. Remittances and items not allocated	1,948	1,559
16. Provision for reinsurance (including \$ certified)		0
17. Net adjustments in assets and liabilities due to foreign exchange rates		0
18. Drafts outstanding		0
19. Payable to parent, subsidiaries and affiliates		0
20. Derivatives	0	0
21. Payable for securities		0
22. Payable for securities lending		0
23. Liability for amounts held under uninsured plans		0
24. Capital notes \$ and interest thereon \$		0
25. Aggregate write-ins for liabilities	0	0
26. Total liabilities excluding protected cell liabilities (Lines 1 through 25)	12,695,740	12,468,768
27. Protected cell liabilities		0
28. Total liabilities (Lines 26 and 27)	12,695,740	12,468,768
29. Aggregate write-ins for special surplus funds	0	0
30. Common capital stock		0
31. Preferred capital stock		0
32. Aggregate write-ins for other than special surplus funds	0	0
33. Surplus notes		0
34. Gross paid in and contributed surplus		0
35. Unassigned funds (surplus)	15,077,730	14,750,284
36. Less treasury stock, at cost:		
36.1 shares common (value included in Line 30 \$)		0
36.2 shares preferred (value included in Line 31 \$)		0
37. Surplus as regards policyholders (Lines 29 to 35, less 36)	15,077,730	14,750,284
38. Totals (Page 2, Line 28, Col. 3)	27,773,470	27,219,052
DETAILS OF WRITE-INS		
2501.		
2502.		
2503.		
2598. Summary of remaining write-ins for Line 25 from overflow page	0	0
2599. Totals (Lines 2501 through 2503 plus 2598) (Line 25 above)	0	0
2901.		
2902.		
2903.		
2998. Summary of remaining write-ins for Line 29 from overflow page	0	0
2999. Totals (Lines 2901 through 2903 plus 2998) (Line 29 above)	0	0
3201.		
3202.		
3203.		
3298. Summary of remaining write-ins for Line 32 from overflow page	0	0
3299. Totals (Lines 3201 through 3203 plus 3298) (Line 32 above)	0	0

STATEMENT OF INCOME

	1 Current Year to Date	2 Prior Year to Date	3 Prior Year Ended December 31
UNDERWRITING INCOME			
1. Premiums earned:			
1.1 Direct (written \$ 4,704,457)	4,196,946	3,866,007	15,983,672
1.2 Assumed (written \$ 52,607)	52,607	62,076	293,813
1.3 Ceded (written \$ 965,072)	911,821	914,069	3,515,572
1.4 Net (written \$ 3,791,992)	3,337,732	3,014,014	12,761,913
DEDUCTIONS:			
2. Losses incurred (current accident year \$)::			
2.1 Direct	1,440,560	271,920	4,269,072
2.2 Assumed	25,713	9,245	58,911
2.3 Ceded	157,065	(193,947)	154,640
2.4 Net	1,309,208	475,112	4,173,343
3. Loss adjustment expenses incurred	369,258	297,212	1,366,681
4. Other underwriting expenses incurred	1,497,850	1,363,123	5,626,740
5. Aggregate write-ins for underwriting deductions	0	0	0
6. Total underwriting deductions (Lines 2 through 5)	3,176,316	2,135,447	11,166,764
7. Net income of protected cells	0	0	0
8. Net underwriting gain (loss) (Line 1 minus Line 6 + Line 7)	161,416	878,567	1,595,149
INVESTMENT INCOME			
9. Net investment income earned	42,271	42,978	232,824
10. Net realized capital gains (losses) less capital gains tax of \$	3,072	1,157	2,079
11. Net investment gain (loss) (Lines 9 + 10)	45,343	44,135	234,903
OTHER INCOME			
12. Net gain or (loss) from agents' or premium balances charged off (amount recovered \$ amount charged off \$)		0	0
13. Finance and service charges not included in premiums	23,349	22,862	108,295
14. Aggregate write-ins for miscellaneous income	(6,583)	(4,962)	(24,688)
15. Total other income (Lines 12 through 14)	16,766	17,900	83,607
16. Net income before dividends to policyholders, after capital gains tax and before all other federal and foreign income taxes (Lines 8 + 11 + 15)	223,525	940,602	1,913,659
17. Dividends to policyholders		0	0
18. Net income, after dividends to policyholders, after capital gains tax and before all other federal and foreign income taxes (Line 16 minus Line 17)	223,525	940,602	1,913,659
19. Federal and foreign income taxes incurred	75,998	319,805	488,341
20. Net income (Line 18 minus Line 19)(to Line 22)	147,527	620,797	1,425,318
CAPITAL AND SURPLUS ACCOUNT			
21. Surplus as regards policyholders, December 31 prior year	14,750,284	13,393,183	13,393,183
22. Net income (from Line 20)	147,527	620,797	1,425,318
23. Net transfers (to) from Protected Cell accounts		0	0
24. Change in net unrealized capital gains or (losses) less capital gains tax of \$	224,022	39,539	404,018
25. Change in net unrealized foreign exchange capital gain (loss)		0	0
26. Change in net deferred income tax	(48,170)	(9,748)	(89,284)
27. Change in nonadmitted assets	4,067	(131,784)	(382,951)
28. Change in provision for reinsurance		0	0
29. Change in surplus notes		0	0
30. Surplus (contributed to) withdrawn from protected cells		0	0
31. Cumulative effect of changes in accounting principles		0	0
32. Capital changes:			
32.1 Paid in		0	0
32.2 Transferred from surplus (Stock Dividend)		0	0
32.3 Transferred to surplus		0	0
33. Surplus adjustments:			
33.1 Paid in		0	0
33.2 Transferred to capital (Stock Dividend)		0	0
33.3 Transferred from capital		0	0
34. Net remittances from or (to) Home Office		0	0
35. Dividends to stockholders		0	0
36. Change in treasury stock		0	0
37. Aggregate write-ins for gains and losses in surplus	0	0	0
38. Change in surplus as regards policyholders (Lines 22 through 37)	327,446	518,804	1,357,101
39. Surplus as regards policyholders, as of statement date (Lines 21 plus 38)	15,077,730	13,911,987	14,750,284
DETAILS OF WRITE-INS			
0501.			
0502.			
0503.			
0598. Summary of remaining write-ins for Line 5 from overflow page	0	0	0
0599. TOTALS (Lines 0501 through 0503 plus 0598) (Line 5 above)	0	0	0
1401. MISC.	(6,583)	(4,962)	(24,688)
1402.		0	0
1403.		0	0
1498. Summary of remaining write-ins for Line 14 from overflow page	0	0	0
1499. TOTALS (Lines 1401 through 1403 plus 1498) (Line 14 above)	(6,583)	(4,962)	(24,688)
3701. Effect of accounting change		0	0
3702.			
3703.			
3798. Summary of remaining write-ins for Line 37 from overflow page	0	0	0
3799. TOTALS (Lines 3701 through 3703 plus 3798) (Line 37 above)	0	0	0

CASH FLOW

	1 Current Year To Date	2 Prior Year To Date	3 Prior Year Ended December 31
Cash from Operations			
1. Premiums collected net of reinsurance.....	3,233,382	3,517,055	13,370,424
2. Net investment income	91,105	51,093	414,275
3. Miscellaneous income	16,766	17,900	83,607
4. Total (Lines 1 to 3)	3,341,253	3,586,048	13,868,306
5. Benefit and loss related payments	1,091,484	610,300	3,851,738
6. Net transfers to Separate Accounts, Segregated Accounts and Protected Cell Accounts.....	0	0	0
7. Commissions, expenses paid and aggregate write-ins for deductions	1,971,772	1,888,281	6,703,097
8. Dividends paid to policyholders	0	0	0
9. Federal and foreign income taxes paid (recovered) net of \$ tax on capital gains (losses).....	(87,524)	93,504	554,431
10. Total (Lines 5 through 9)	2,975,732	2,592,085	11,109,266
11. Net cash from operations (Line 4 minus Line 10)	365,521	993,963	2,759,040
Cash from Investments			
12. Proceeds from investments sold, matured or repaid:			
12.1 Bonds	836,967	60,560	1,461,462
12.2 Stocks	2,476	1,157	9,094
12.3 Mortgage loans	0	0	0
12.4 Real estate	0	0	0
12.5 Other invested assets	0	0	0
12.6 Net gains or (losses) on cash, cash equivalents and short-term investments	0	0	0
12.7 Miscellaneous proceeds	237,745	113,994	0
12.8 Total investment proceeds (Lines 12.1 to 12.7)	1,077,188	175,711	1,470,556
13. Cost of investments acquired (long-term only):			
13.1 Bonds	541,036	61,112	2,038,697
13.2 Stocks	24,206	18,687	559,659
13.3 Mortgage loans	0	0	0
13.4 Real estate	0	0	24,433
13.5 Other invested assets	0	0	0
13.6 Miscellaneous applications	0	0	1
13.7 Total investments acquired (Lines 13.1 to 13.6)	565,242	79,799	2,622,790
14. Net increase (or decrease) in contract loans and premium notes	0	0	0
15. Net cash from investments (Line 12.8 minus Line 13.7 and Line 14)	511,946	95,912	(1,152,234)
Cash from Financing and Miscellaneous Sources			
16. Cash provided (applied):			
16.1 Surplus notes, capital notes	0	0	0
16.2 Capital and paid in surplus, less treasury stock.....	0	0	0
16.3 Borrowed funds	0	0	0
16.4 Net deposits on deposit-type contracts and other insurance liabilities	0	0	0
16.5 Dividends to stockholders	0	0	0
16.6 Other cash provided (applied).....	(443,657)	(217,173)	(881,323)
17. Net cash from financing and miscellaneous sources (Line 16.1 through Line 16.4 minus Line 16.5 plus Line 16.6).....	(443,657)	(217,173)	(881,323)
RECONCILIATION OF CASH, CASH EQUIVALENTS AND SHORT-TERM INVESTMENTS			
18. Net change in cash, cash equivalents and short-term investments (Line 11, plus Lines 15 and 17)	433,810	872,702	725,483
19. Cash, cash equivalents and short-term investments:			
19.1 Beginning of year.....	4,871,395	4,145,912	4,145,912
19.2 End of period (Line 18 plus Line 19.1)	5,305,205	5,018,614	4,871,395

NOTES TO FINANCIAL STATEMENTS

NOTE I - SUMMARY OF SIGNIFICANT ACCOUNTING POLICIES

A. The financial statements of Mennonite Mutual Insurance Company are presented on the basis of accounting practices prescribed or permitted by the Ohio Insurance Department.

The Ohio Insurance Department recognizes only statutory accounting practices prescribed or permitted by the State of Ohio for determining and reporting the financial condition and results of operations of an insurance company, for determining its solvency under the Ohio Insurance Commissioners ("NAIC") Accounting Practices and Procedures Manual version effective January 1, 2001 ("NAIC SAP") has been adopted as a component of prescribed or permitted practices by the State of Ohio.

A reconciliation of the Company's net income and capital and surplus between NAIC SAP and practices prescribed and permitted by the State of ABC is shown below:

	State of Domicile	2017	2016
(1) Net Income ABC state basis	OH	147,527	1,425,318
(2) State Prescribed Practices (Income): Depreciation of fixed assets			
(3) State Permitted Practices (Income): Depreciation, home office property.			
(4) Net Income, NAIC SAP		147,527	1,425,318
(5) Statutory Surplus ABC basis		15,077,730	14,750,284
(6) State Prescribed Practices (Surplus): Goodwill, net Fixed Assets, net			
(7) State Permitted Practices (Surplus): Home Office Property			
(8) Statutory Surplus, NAIC SAP		15,077,730	14,750,284

B. Use of Estimates in the Preparation of Financial Statements

The preparation of financial statements in conformity with Statutory Accounting Principles requires management to make estimates and assumptions that affect the reported amounts of assets and liabilities at the date of the financial statements and the reported amounts of revenue and expenses during the period. Actual results could differ from those estimates.

C. Accounting Policy

Premiums are earned over the terms of the related insurance policies and reinsurance contracts. Unearned premium reserves are established to cover the unexpired portion of premiums written. Such reserves are computed by pro rata methods for direct business and are based on reports received from ceding companies for reinsurance.

Expenses incurred in connection with acquiring new insurance business, including such acquisition costs as sales commissions, are charged to operations as incurred. Expenses incurred are reduced for ceding allowances received or receivable.

Reinsurance recoverables are estimates of paid and unpaid losses collectible from the Company's reinsurers. The amounts ultimately collected may be more or less than these estimates. Any adjustments of these estimates is reflected in income as they are determined. The Company periodically reviews the financial condition of its reinsurers and amounts recoverable therefrom, recording an allowance when necessary for uncollectible reinsurance.

The capitalization policy for fixed assets has not changed from prior year.

In addition the Company uses the following accounting policies:

1. Short-Term investments are stated at cost, which is also their fair value.
2. Bonds are stated at amortized cost using the interest method unless required by the NAIC to be carried at fair value.
3. Common stocks are stated at fair value except the stock of its uncombined subsidiary is carried on the equity basis.

NOTES TO FINANCIAL STATEMENTS

4. Preferred stocks are stated at fair value.
5. Mortgage loans - are valued at unpaid balance.
6. Loan backed securities are stated at amortized cost using the interest method unless required by the NAIC to be carried at fair value.
7. Investments in Subsidiary, Controlled and Affiliated Entities
The Company carries Orrville Insurance Agency, Inc. at GAAP equity.
8. Joint Ventures, Partnerships, and Limited Liability Companies - N/A
9. Derivatives - N/A
10. The Company anticipates investment income as a factor in the premium deficiency calculation
11. Unpaid Claims, Losses and Loss Adjusting Expenses
Unpaid losses and loss adjustment expenses including an amount determined from individual case estimates and loss reports and an amount, based on past experience, for losses incurred but not reported. Such liabilities are necessarily based on assumptions and estimates and while management believes the amount is adequate, the ultimate liability may be in excess of or less than the amount provided. The methods for making such estimates and for establishing the resulting liability are continually reviewed, and any adjustments are reflected in the period determined.
12. Capitalization policy - no change
13. Pharmaceutical rebate receivables - N/A

NOTE 2 - ACCOUNTING CHANGES AND CORRECTIONS OF ERRORS

A. (Description of above other than results from codification)

B. The Company prepares its statutory financial statements in conformity with accounting practices prescribed or permitted by the State of Ohio. Effective January 1, 2001, the State of Ohio required that insurance companies domiciled in the State of Ohio prepare their statutory basis financial statements in accordance with the NAIC Accounting

Practices Procedures Manual - Version effective January 1, 2001, subject to any deviations prescribed or p the State of Ohio Insurance Commissioners.

As a result of these changes, the Company reported a change of accounting principle, as an adjustment which increased unassigned funds of \$95,541 as of January 1, 2001. Included in this total adjustment is an increase in unassigned funds of approximately \$95,541 related to deferred tax assets.

NOTE 3 - BUSINESS COMBINATIONS AND GOODWILL - N/A

NOTE 4 - DISCONTINUED OPERATIONS - N/A

NOTE 5 - INVESTMENTS

- A. Mortgage Loans - N/A
- B. Debt Restructuring - N/A
- C. Reverse Mortgages - N/A
- D. Loan Backed and Structured Securities -

Prepayment assumptions for mortgage-backed/loan-backed and structured securities were obtained from broker dealer survey values or internal estimates. No OTTI recognized.

E. Repurchase, Reverse Repurchase, and Dollar Repurchase Agreements

For repurchase agreements, Company policies require a minimum of 102% of the fair value of securities purchased under repurchase agreements to be maintained as collateral. Cash collateral received is invested in short-term investments and the offsetting collateral liability is included in "Miscellaneous liabilities".

F. Real Estate

G. Investment in low income Housing

NOTE 6 - INVESTMENTS IN JOINT VENTURES, PARTNERSHIPS, AND LLC'S - N/A

NOTE 7 - INVESTMENT INCOME - N/A

NOTES TO FINANCIAL STATEMENTS

NOTE 8 – DERIVATIVES – N/A

NOTE 9 - INCOME TAXES

MENNONITE MUTUAL INSURANCE COMPANY
Income Tax Disclosures Required under SSAP 101
March 31, 2017

A. The components of the net deferred tax asset(liability) at March 31, 2017 are as follows:

1.

	2017			2016			Change		
	Ordinary	Capital	Total	Ordinary	Capital	Total	Ordinary	Capital	Total
Gross deferred tax assets	\$ 1,023,096	\$ -	\$ 1,023,096	\$ 986,283	\$ -	\$ 986,283	\$ 36,813	\$ -	\$ 36,813
Statutory valuation allowance adjustment	-	-	-	-	-	-	-	-	-
Adjusted gross deferred tax assets	1,023,096	-	1,023,096	986,283	-	986,283	36,813	-	36,813
Non-admitted deferred tax assets	-	-	-	-	-	-	-	-	-
Net admitted deferred tax asset	1,023,096	-	1,023,096	986,283	-	986,283	36,813	-	36,813
Deferred tax liabilities	243,176	202,546	445,722	243,176	126,379	369,555	-	76,167	76,167
Net admitted deferred tax asset (liability)	\$ 779,920	\$ (202,546)	\$ 577,374	\$ 743,107	\$ (126,379)	\$ 616,728	\$ 36,813	\$ (76,167)	\$ (39,354)

2. Deferred Tax Asset

	2017	2016	Change
Ordinary:			
Discounting of unpaid losses and loss adjustment expense	\$ 33,369	\$ 30,239	\$ 3,130
Unearned and advanced premiums	603,065	567,395	35,670
Fixed Assets	-	-	-
Compensation and benefits accrual	-	-	-
Pension Accrual	-	-	-
Net Operating carry-forward	-	-	-
Other	47,058	50,625	(3,567)
Other assets-nonadmitted	339,604	338,024	1,580
Subtotal	1,023,096	986,283	36,813
Statutory valuation allowance adjustment	-	-	-
Non-admitted deferred tax assets	-	-	-
Admitted ordinary deferred tax assets	1,023,096	986,283	36,813
Capital:			
Investments	-	-	-
Statutory valuation allowance adjustment	-	-	-
Non-admitted deferred tax assets	-	-	-
Admitted capital deferred tax assets	-	-	-
Admitted deferred tax assets	\$ 1,023,096	\$ 986,283	\$ 36,813

3. Deferred Tax Liabilities

	2017	2016	Change
Ordinary:			
Investments	\$ 6,243	\$ 6,243	\$ -
Fixed assets	236,933	236,933	-
Other	-	-	-
Subtotal	243,176	243,176	-
Capital:			
Investments	202,546	126,379	76,167
Other	-	-	-
Subtotal	202,546	126,379	76,167
Total deferred tax liabilities	445,722	369,555	76,167
Net deferred tax assets	\$ 577,374	\$ 616,728	\$ (39,354)

NOTES TO FINANCIAL STATEMENTS

NOTE 10 - INFORMATION CONCERNING PARENTS, SUBSIDIARIES, AND AFFILIATES

All outstanding shares of the Orrville Insurance Agency are owned by the Mennonite Mutual Insurance Company domiciled in the state of Ohio. Mennonite Mutual Aid Society became an affiliate of Mennonite Mutual Insurance Company in 2013.

NOTE 11 - DEBT - N/A

NOTE 12 - BENEFIT PLANS

The Company has provided its employees with a 401 (K) retirement plan. The company also makes an additional contribution each year for all qualified employees.

NOTE 13 - CAPITAL AND SURPLUS AND SHAREHOLDERS' AND POLICYHOLDERS' DIVIDEND RESTRICTIONS

1. N/A

2. The Company has no preferred stock outstanding.

3. N/A

4. N/A

5. There were no restrictions placed on the Company's surplus, including for whom the surplus is being held.

6. N/A

7. N/A

8. N/A

9. The portion of unassigned funds (surplus) represented or reduced by each item below is as follows:

1. unrealized gains and losses:	224,022
2. nonadmitted asset values:	4,067
3. provision for reinsurance:	0

10. N/A

NOTE 14 - CONTINGENCIES

A. Liabilities, Contingencies and Impairment of Assets

Various lawsuits against the Company regarding questions of coverage have arisen in the course of the Company's business. Contingent liabilities arising from litigation and other matters are not considered material in relation to the financial position of the Company.

B. Guarantee Fund and Other Assessments – N/A

C. Gain Contingencies – N/A

D. All Other – N/A

NOTE 15 - LEASES - N/A

NOTE 16 - FINANCIAL INSTRUMENTS AND OFF-BALANCE SHEET RISK - N/A

NOTE 17 - TRANSFERS AND SERVICING OF FINANCIAL ASSETS AND EXTINGUISHMENTS OF LIABILITIES - N/A

NOTE 18 - UNINSURED PLANS - NA

NOTE 19 - MANAGING GENERAL AGENTS/THIRD PARTY ADMINISTRATORS - NA

NOTES TO FINANCIAL STATEMENTS

NOTE 20 – FAIR VALUE MEASUREMENT

Fair values are based on quoted market prices when available. The Company's financial assets and liabilities carried at fair value have been classified, for disclosure purposes, based on Statutory Accounting Principle No. 100, Fair Value Measurements. Level 1 inputs consist of unadjusted quoted prices for identical assets and liabilities in active markets accessible at the measurement date. Level 2 inputs consist of quoted prices for similar assets and liabilities in active markets, quoted prices from those willing to trade markets that are not active, or other inputs that are observable or can be confirmed by market data for the term of the instrument. Level 3 inputs consist of unobservable inputs (supported by little or no market activity) and reflect the Company's best estimate of what hypothetical market participants would use to determine a transaction price for the asset or liability at the reporting date.

The following table provides information as of March 31, 2017 about the Company's financial assets measured at fair value on a recurring basis:

Fair Value Hierarchy - Note 20 A. (1)

MENNONITE MUTUAL INSURANCE COMPANY

Year to Date as of: March 31, 2017

Description for each class of Asset or Liability

	(Level 1)	(Level 2)	(Level 3)	Total
a. Assets at Fair Value				
Common Stock				
INDUSTRIAL & MISCELLANEOUS	5,727,547.06	86,155.50	0.00	5,813,702.56
PARENTS, SUBSIDIARIES AND AFFILIATES	0.00	0.00	100.00	100.00
Total Common Stock:	5,727,547.06	86,155.50	100.00	5,813,802.56
Total a. Assets at Fair Value:	5,727,547.06	86,155.50	100.00	5,813,802.56
Total MENNONITE MUTUAL INSURANCE COMPANY:	5,727,547.06	86,155.50	100.00	5,813,802.56

Level 1 Transfers - Details

MENNONITE MUTUAL INSURANCE COMPANY -

Year to Date as of: March 31, 2017

	Current Fair Value	Transfers into Level 1 from Level 1 2	Transfers out of Level 1 to Level 2	Comments
N/A	0.00	0.00	0.00	
Total Assets MENNONITE MUTUAL INSURANCE COMPANY:	0.00	0.00	0.00	

Fair Value Measurements - Level 3

Reconciliation

MENNONITE MUTUAL INSURANCE
COMPANY

Year to Date as of: March 31, 2017

Description	Beginning Balance at 01/01/2017	Transfers into Level 3	Transfer s out of Level 3	Total gains and (losses) include d in Net Income	Total gains and (losses) Include d in Surplus	Purcha ses	Issuanc es	Sales	Settlements	Ending Balance at 03/31/2017
a. ASSETS										
Common Stock										
PARENTS, SUBSIDIARIES AND AFFILIATES	100.00	0.00	0.00	0.00	0.00	0.00	0.00	0.00	0.00	100.00
Total a. ASSETS:	100.00	0.00	0.00	0.00	0.00	0.00	0.00	0.00	0.00	100.00
Total MENNONITE MUTUAL INSURANCE COMPANY:	100.00	0.00	0.00	0.00	0.00	0.00	0.00	0.00	0.00	100.00

NOTES TO FINANCIAL STATEMENTS

Aggregate Fair Value by Hierarchical Level
MENNONITE MUTUAL INSURANCE COMPANY

Year to Date as of: March 31, 2017

Type of Financial Instrument	Aggregate Fair Value	Admitted Assets	(Level 1)	(Level 2)	(Level 3)	Not Practicable (Carrying Value)
Bond	9,493,775.89	9,354,489.06	9,493,775.89	0.00	0.00	0.00
CMO	512,190.29	461,846.70	512,190.29	0.00	0.00	0.00
MBS	451,562.41	450,905.90	451,562.41	0.00	0.00	0.00
Common Stock	5,813,802.56	5,813,802.56	5,727,547.06	86,155.50	100.00	0.00
Short Term	4,810,282.75	4,810,282.75	4,810,282.75	0.00	0.00	0.00
Total Assets MENNONITE MUTUAL INSURANCE COMPANY:	21,081,613.90	20,891,326.97	20,995,358.40	86,155.50	100.00	0.00

Not Practicable to Estimate Fair Value Detail

MENNONITE MUTUAL INSURANCE COMPANY

Year to Date as of: March 31, 2017

Type or Class of Financial Instrument

	Carrying Value	Effective Interest Rate
Total Short Term:	4,810,282.75	12/31/2017
Total Assets MENNONITE MUTUAL INSURANCE COMPANY:	4,810,282.75	

NOTE 21 – OTHER ITEMS - N/ANOTE 22 – EVENTS SUBSEQUENT - N/ANOTE 23 - REINSURANCEA. Unsecured reinsurance recoverables in excess of 3% of surplus – N/AB. Reinsurance Recoverable in Dispute – N/AC. Reinsurance Assumed and Ceded

	ASSUMED REINSURANCE		CEDED REINSURANCE		NET	
	(1)	(2)	(3)	(4)	(5)	(6)
	Premium Reserve	Commission Equity	Premium Reserve	Commission Equity	Premium Reserve	Commission Equity
1 Affiliates	\$52,607	\$15,782	0	0	\$52,607	\$15,782
2. All Other	0	0	\$352,211	\$119,752	(\$352,211)	(\$119,752)
3. Total	\$52,607	\$15,782	\$352,211	\$119,752	\$(299,604)	\$(103,970)

4. Direct Unearned Premium reserve \$ 8,779,411

D. Uncollectible Reinsurance - N/AE. Commutation of Ceded Reinsurance - NAF. Retroactive Reinsurance - N/ANOTE 24 - RETROSPECTIVELY RATED CONTRACTS - N/ANOTE 25- CHANGES IN INCURRED LOSSES AND LAE

NOTES TO FINANCIAL STATEMENTS

The estimated cost of loss and loss adjustment expenses (LAE) attributable to insured events of prior years increased by 170,976 during 2016. Increases or decreases of this nature occur as the result of claim settlements during the current year, and as additional information is received regarding individual claims, causing changes from the original estimates of the cost of these claims.

	2016 Calendar Year Losses & LAE Incurred	2016 Loss Year Losses & LAE Incurred Sch. P – Part 1	Total Shortage (Redundancy)	Loss & DCC Shortage (Redundancy) Sch. P – Part 2	Impact of AO on Total Shortage (Redundancy)
Net Losses Incurred Page 4, Col. 1, Line 2	4,173,343				
Net LAE Incurred Page 4, Col. 1, Line 3	1,366,681				
	5,540,024				
Sch. P Part 1 Summary Col 28, Line 11		5,711,000	(170,976)	(242,000)	71,024
ROLLFORWARD					
Unpaid losses & LAE At Beginning of Year	1,920,114				
Losses & LAE incurred in current year:					
For current year losses And LAE (Sch. P Part 1)	5,711,000				
For prior year losses & defence Cost containment expenses (Sch. P Part 2)	(242,000)				
For prior year adjusting & Other expenses	71,024				
Income Statement Col 1, Lines 2 and 3	5,540,024				

NOTE 26 - INTERCOMPANY POOLING ARRANGEMENTS - NANOTE 27 - STRUCTURED SETTLEMENTS - N/ANOTE 28 – HEALTH CARE RECEIVABLES - N/ANOTE 29 – PARTICIPATING POLICIES - N/ANOTE 30 – PREMIUM DEFICIENCY RESERVES –

	<u>Fire</u>	<u>HO/FO</u>	<u>CMP</u>	<u>G/L</u>	<u>CAP</u>	<u>Total</u>
Unearned premium reserve at 12/31/16	881,608	2,833,004	3,738,083	215,588	445,458	8,113,741 0
Anticipated loss and adjusting (5 year average)	-332,473	-1,445,293	-2,225,785	-88,203	-168,112	-4,259,866
Acquisition costs (at renewal)	0	0	0	0	0	0
Policy maintenance cost (10.0% estimate)	-88,161	-283,300	-373,808	-21,559	-44,546	-811,374
If negative - deficiency	460,975	1,104,410	1,138,490	105,826	232,800	3,042,501
Net earned premium 2012	1,417	5,499	2,028	500	578	
Net earned premium 2013	1,926	4,521	2,531	560	672	
Net earned premium 2014	1,803	4,327	3,657	537	708	
Net earned premium 2015	1,598	4,585	4,759	463	729	
Net earned premium 2016	1,508	4,782	5,294	416	763	
	8,252	23,714	18,269	2,476	3,450	
Net incurred loss & lae 2012	767	4,117	1,350	417	214	
Net incurred loss & lae 2013	588	2,965	1,552	39	311	
Net incurred loss & lae 2014	568	1,528	2,693	219	310	
Net incurred loss & lae 2015	768	1,647	2,250	173	216	
Net incurred loss & lae 2016	421	1,841	3,033	165	251	
	3,112	12,098	10,878	1,013	1,302	

Note 30

The Company evaluated the need to record a premium deficiency reserve as of the end of the year and determined a reserve was not required. This evaluation was completed subsequent to year end. The Company does not anticipate investment income when evaluating the need for premium deficiency reserves.

NOTES TO FINANCIAL STATEMENTS

NOTE 31 – HIGH DEDUCTIBLES – N/A

NOTE 32 – DISCOUNTING OF LIABILITIES FOR UNPAID LOSSES AND LAE - N/A

NOTE 33 - ASBESTOS AND ENVIRONMENTAL CLAIMS

A. Does the Company have on the books, or has it ever written an insured for which you have identified a potential for the existence of a liability due to asbestos losses? Yes () No (X)

NOTE 34 - SUBSCRIBER SAVINGS ACCOUNTS – N/A

NOTE 35 – MULTIPLE PERIL CROP INSURANCE – N/A

NOTE 36 – FINANCIAL GUARANTY INSURANCE - NA

GENERAL INTERROGATORIES

PART 1 - COMMON INTERROGATORIES GENERAL

- 1.1 Did the reporting entity experience any material transactions requiring the filing of Disclosure of Material Transactions with the State of Domicile, as required by the Model Act? Yes [] No [X]
- 1.2 If yes, has the report been filed with the domiciliary state? Yes [] No []
- 2.1 Has any change been made during the year of this statement in the charter, by-laws, articles of incorporation, or deed of settlement of the reporting entity? Yes [] No [X]
- 2.2 If yes, date of change:
- 3.1 Is the reporting entity a member of an Insurance Holding Company System consisting of two or more affiliated persons, one or more of which is an insurer? Yes [X] No []
If yes, complete Schedule Y, Parts 1 and 1A.
- 3.2 Have there been any substantial changes in the organizational chart since the prior quarter end? Yes [] No [X]
- 3.3 If the response to 3.2 is yes, provide a brief description of those changes.
.....
- 4.1 Has the reporting entity been a party to a merger or consolidation during the period covered by this statement? Yes [] No [X]
- 4.2 If yes, provide the name of entity, NAIC Company Code, and state of domicile (use two letter state abbreviation) for any entity that has ceased to exist as a result of the merger or consolidation.

1 Name of Entity	2 NAIC Company Code	3 State of Domicile

5. If the reporting entity is subject to a management agreement, including third-party administrator(s), managing general agent(s), attorney-in-fact, or similar agreement, have there been any significant changes regarding the terms of the agreement or principals involved? Yes [] No [X] NA []
If yes, attach an explanation.
- 6.1 State as of what date the latest financial examination of the reporting entity was made or is being made.12/31/2012
- 6.2 State the as of date that the latest financial examination report became available from either the state of domicile or the reporting entity. This date should be the date of the examined balance sheet and not the date the report was completed or released.12/31/2012
- 6.3 State as of what date the latest financial examination report became available to other states or the public from either the state of domicile or the reporting entity. This is the release date or completion date of the examination report and not the date of the examination (balance sheet date).11/15/2013
- 6.4 By what department or departments?
.....
- 6.5 Have all financial statement adjustments within the latest financial examination report been accounted for in a subsequent financial statement filed with Departments? Yes [X] No [] NA []
- 6.6 Have all of the recommendations within the latest financial examination report been complied with? Yes [] No [X] NA []
- 7.1 Has this reporting entity had any Certificates of Authority, licenses or registrations (including corporate registration, if applicable) suspended or revoked by any governmental entity during the reporting period? Yes [] No [X]
- 7.2 If yes, give full information:
.....
- 8.1 Is the company a subsidiary of a bank holding company regulated by the Federal Reserve Board?..... Yes [] No [X]
- 8.2 If response to 8.1 is yes, please identify the name of the bank holding company.
.....
- 8.3 Is the company affiliated with one or more banks, thrifts or securities firms?..... Yes [] No [X]
- 8.4 If response to 8.3 is yes, please provide below the names and location (city and state of the main office) of any affiliates regulated by a federal regulatory services agency [i.e. the Federal Reserve Board (FRB), the Office of the Comptroller of the Currency (OCC), the Federal Deposit Insurance Corporation (FDIC) and the Securities Exchange Commission (SEC)] and identify the affiliate's primary federal regulator.]

1 Affiliate Name	2 Location (City, State)	3 FRB	4 OCC	5 FDIC	6 SEC

GENERAL INTERROGATORIES

- 9.1 Are the senior officers (principal executive officer, principal financial officer, principal accounting officer or controller, or persons performing similar functions) of the reporting entity subject to a code of ethics, which includes the following standards? Yes No
- (a) Honest and ethical conduct, including the ethical handling of actual or apparent conflicts of interest between personal and professional relationships;
- (b) Full, fair, accurate, timely and understandable disclosure in the periodic reports required to be filed by the reporting entity;
- (c) Compliance with applicable governmental laws, rules and regulations;
- (d) The prompt internal reporting of violations to an appropriate person or persons identified in the code; and
- (e) Accountability for adherence to the code.

9.11 If the response to 9.1 is No, please explain:

.....

- 9.2 Has the code of ethics for senior managers been amended? Yes No

9.21 If the response to 9.2 is Yes, provide information related to amendment(s).

.....

- 9.3 Have any provisions of the code of ethics been waived for any of the specified officers? Yes No

9.31 If the response to 9.3 is Yes, provide the nature of any waiver(s).

.....

FINANCIAL

- 10.1 Does the reporting entity report any amounts due from parent, subsidiaries or affiliates on Page 2 of this statement? Yes No

10.2 If yes, indicate any amounts receivable from parent included in the Page 2 amount: \$45,855

INVESTMENT

- 11.1 Were any of the stocks, bonds, or other assets of the reporting entity loaned, placed under option agreement, or otherwise made available for use by another person? (Exclude securities under securities lending agreements.) Yes No

11.2 If yes, give full and complete information relating thereto:

.....

12. Amount of real estate and mortgages held in other invested assets in Schedule BA: \$

13. Amount of real estate and mortgages held in short-term investments: \$

- 14.1 Does the reporting entity have any investments in parent, subsidiaries and affiliates? Yes No

14.2 If yes, please complete the following:

		1 Prior Year-End Book/Adjusted Carrying Value		2 Current Quarter Book/Adjusted Carrying Value
14.21 Bonds	\$	\$
14.22 Preferred Stock	\$	\$
14.23 Common Stock	\$100	\$100
14.24 Short-Term Investments	\$	\$
14.25 Mortgage Loans on Real Estate	\$	\$
14.26 All Other	\$	\$
14.27 Total Investment in Parent, Subsidiaries and Affiliates (Subtotal Lines 14.21 to 14.26).....	\$100	\$100
14.28 Total Investment in Parent included in Lines 14.21 to 14.26 above	\$	\$

- 15.1 Has the reporting entity entered into any hedging transactions reported on Schedule DB? Yes No

- 15.2 If yes, has a comprehensive description of the hedging program been made available to the domiciliary state? Yes No

If no, attach a description with this statement.

GENERAL INTERROGATORIES

- 16 For the reporting entity's security lending program, state the amount of the following as of the current statement date:
- 16.1 Total fair value of reinvested collateral assets reported on Schedule DL, Parts 1 and 2 \$0
 - 16.2 Total book adjusted/carrying value of reinvested collateral assets reported on Schedule DL, Parts 1 and 2 \$0
 - 16.3 Total payable for securities lending reported on the liability page \$0

17. Excluding items in Schedule E – Part 3 – Special Deposits, real estate, mortgage loans and investments held physically in the reporting entity's offices, vaults or safety deposit boxes, were all stocks, bonds and other securities, owned throughout the current year held pursuant to a custodial agreement with a qualified bank or trust company in accordance with Section 1, III – General Examination Considerations, F. Outsourcing of Critical Functions, Custodial or Safekeeping Agreements of the NAIC *Financial Condition Examiners Handbook*? Yes No

17.1 For all agreements that comply with the requirements of the NAIC *Financial Condition Examiners Handbook*, complete the following:

1 Name of Custodian(s)	2 Custodian Address
Wayne Savings Community Bank.....	Wooster, Ohio.....
Manufacturers and Traders Trust Co.....	Baltimore, Md.....

17.2 For all agreements that do not comply with the requirements of the NAIC *Financial Condition Examiners Handbook*, provide the name, location and a complete explanation:

1 Name(s)	2 Location(s)	3 Complete Explanation(s)

17.3 Have there been any changes, including name changes, in the custodian(s) identified in 17.1 during the current quarter? Yes No

17.4 If yes, give full and complete information relating thereto:

1 Old Custodian	2 New Custodian	3 Date of Change	4 Reason

17.5 Investment management – Identify all investment advisors, investment managers, broker/dealers, including individuals that have the authority to make investment decisions on behalf of the reporting entity. For assets that are managed internally by employees of the reporting entity, note as such. ["...that have access to the investment accounts"; "...handle securities"]

1 Name of Firm or Individual	2 Affiliation

17.5097 For those firms/individuals listed in the table for Question 17.5, do any firms/individuals unaffiliated with the reporting entity (i.e., designated with a "U") manage more than 10% of the reporting entity's assets? Yes No

17.5098 For firms/individuals unaffiliated with the reporting entity (i.e., designated with a "U") listed in the table for Question 17.5, does the total assets under management aggregate to more than 50% of the reporting entity's assets? Yes No

17.6 For those firms or individuals listed in the table for 17.5 with an affiliation code of "A" (affiliated) or "U" (unaffiliated), provide the information for the table below.

1 Central Registration Depository Number	2 Name of Firm or Individual	3 Legal Entity Identifier (LEI)	4 Registered With	5 Investment Management Agreement (IMA) Filed

18.1 Have all the filing requirements of the *Purposes and Procedures Manual of the NAIC Investment Analysis Office* been followed? Yes No

18.2 If no, list exceptions:
.....

SCHEDULE F - CEDED REINSURANCE

Showing All New Reinsurers - Current Year to Date

1 NAIC Company Code	2 ID Number	3 Name of Reinsurer	4 Domiciliary Jurisdiction	5 Type of Reinsurer	6 Certified Reinsurer Rating (1 through 6)	7 Effective Date of Certified Reinsurer Rating
<p style="font-size: 48px; margin: 0;">NONE</p>						

SCHEDULE T - EXHIBIT OF PREMIUMS WRITTEN

Current Year to Date – Allocated by States and Territories

States, etc.	1 Active Status	Direct Premiums Written		Direct Losses Paid (Deducting Salvage)		Direct Losses Unpaid		
		2 Current Year To Date	3 Prior Year To Date	4 Current Year To Date	5 Prior Year To Date	6 Current Year To Date	7 Prior Year To Date	
1. Alabama	AL	N	0	0	0	0	0	
2. Alaska	AK	N	0	0	0	0	0	
3. Arizona	AZ	N	0	0	0	0	0	
4. Arkansas	AR	N	0	0	0	0	0	
5. California	CA	N	0	0	0	0	0	
6. Colorado	CO	N	0	0	0	0	0	
7. Connecticut	CT	N	0	0	0	0	0	
8. Delaware	DE	N	0	0	0	0	0	
9. Dist. Columbia	DC	N	0	0	0	0	0	
10. Florida	FL	N	0	0	0	0	0	
11. Georgia	GA	N	0	0	0	0	0	
12. Hawaii	HI	N	0	0	0	0	0	
13. Idaho	ID	N	0	0	0	0	0	
14. Illinois	IL	N	0	0	0	0	0	
15. Indiana	IN	L	1,280,023	1,076,513	245,462	203,042	716,947	381,175
16. Iowa	IA	N	0	0	0	0	0	0
17. Kansas	KS	N	0	0	0	0	0	0
18. Kentucky	KY	N	0	0	0	0	0	0
19. Louisiana	LA	N	0	0	0	0	0	0
20. Maine	ME	N	0	0	0	0	0	0
21. Maryland	MD	N	0	0	0	0	0	0
22. Massachusetts	MA	N	0	0	0	0	0	0
23. Michigan	MI	N	0	0	0	0	0	0
24. Minnesota	MN	N	0	0	0	0	0	0
25. Mississippi	MS	N	0	0	0	0	0	0
26. Missouri	MO	N	0	0	0	0	0	0
27. Montana	MT	N	0	0	0	0	0	0
28. Nebraska	NE	N	0	0	0	0	0	0
29. Nevada	NV	N	0	0	0	0	0	0
30. New Hampshire	NH	N	0	0	0	0	0	0
31. New Jersey	NJ	N	0	0	0	0	0	0
32. New Mexico	NM	N	0	0	0	0	0	0
33. New York	NY	N	0	0	0	0	0	0
34. No. Carolina	NC	N	0	0	0	0	0	0
35. No. Dakota	ND	N	0	0	0	0	0	0
36. Ohio	OH	L	3,424,434	3,230,684	837,702	633,031	2,289,823	1,589,703
37. Oklahoma	OK	N	0	0	0	0	0	0
38. Oregon	OR	N	0	0	0	0	0	0
39. Pennsylvania	PA	L	0	0	0	0	0	0
40. Rhode Island	RI	N	0	0	0	0	0	0
41. So. Carolina	SC	N	0	0	0	0	0	0
42. So. Dakota	SD	N	0	0	0	0	0	0
43. Tennessee	TN	N	0	0	0	0	0	0
44. Texas	TX	N	0	0	0	0	0	0
45. Utah	UT	N	0	0	0	0	0	0
46. Vermont	VT	N	0	0	0	0	0	0
47. Virginia	VA	N	0	0	0	0	0	0
48. Washington	WA	N	0	0	0	0	0	0
49. West Virginia	WV	N	0	0	0	0	0	0
50. Wisconsin	WI	N	0	0	0	0	0	0
51. Wyoming	WY	N	0	0	0	0	0	0
52. American Samoa	AS	N	0	0	0	0	0	0
53. Guam	GU	N	0	0	0	0	0	0
54. Puerto Rico	PR	N	0	0	0	0	0	0
55. U.S. Virgin Islands	VI	N	0	0	0	0	0	0
56. Northern Mariana Islands	MP	N	0	0	0	0	0	0
57. Canada	CAN	N	0	0	0	0	0	0
58. Aggregate Other Alien	OT	XXX	0	0	0	0	0	0
59. Totals	(a)	3	4,704,457	4,307,197	1,083,164	836,073	3,006,770	1,970,878
DETAILS OF WRITE-INS								
58001.	XXX							
58002.	XXX							
58003.	XXX							
58998. Summary of remaining write-ins for Line 58 from overflow page.	XXX		0	0	0	0	0	0
58999. TOTALS (Lines 58001 through 58003 plus 58998) (Line 58 above)	XXX		0	0	0	0	0	0

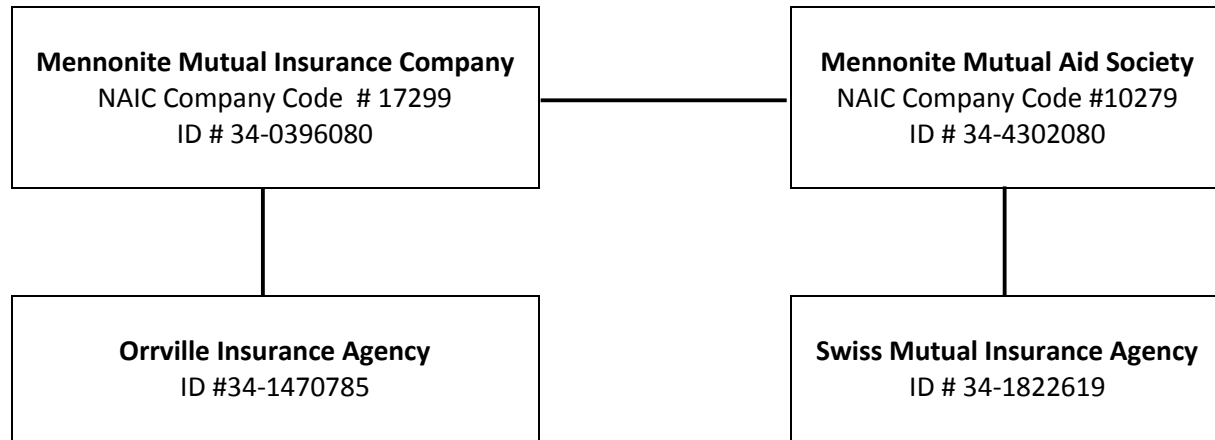
(L) Licensed or Chartered - Licensed Insurance Carrier or Domiciled RRG; (R) Registered - Non-domiciled RRGs; (Q) Qualified - Qualified or Accredited Reinsurer; (E) Eligible - Reporting Entities eligible or approved to write Surplus Lines in the state (other than their state of domicile – see DSLI); (D) DSLI – Domestic Surplus Lines Insurer (DSLI) – Reporting entities authorized to write Surplus Lines in the state of domicile; (N) None of the above - Not allowed to write business in the state.

(a) Insert the number of D and L responses except for Canada and Other Alien.

All of the premiums with respect to every kind of insurance transacted are allocated to the state in which the property or insured is located. Losses are allocated to the state in which the premium was allocated.

**SCHEDULE Y – INFORMATION CONCERNING ACTIVITIES OF INSURER MEMBERS OF A HOLDING COMPANY GROUP
PART 1 – ORGANIZATIONAL CHART**

**MENNONITE MUTUAL GROUP
ORGANIZATIONAL CHART
NAIC Group Code #4780**



1. Both companies and agencies are controlled by a common board of directors and officers.

STATEMENT AS OF MARCH 31, 2017 OF THE MENNONITE MUTUAL INSURANCE COMPANY

PART 1 - LOSS EXPERIENCE

Line of Business	Current Year to Date			4 Prior Year to Date Direct Loss Percentage
	1 Direct Premiums Earned	2 Direct Losses Incurred	3 Direct Loss Percentage	
1. Fire	360,268	89,633	24.9	(2.1)
2. Allied lines			0.0	0.0
3. Farmowners multiple peril	1,443,819	905,317	62.7	5.3
4. Homeowners multiple peril	19,464	809	4.2	59.0
5. Commercial multiple peril	1,880,221	383,046	20.4	6.9
6. Mortgage guaranty			0.0	0.0
8. Ocean marine			0.0	0.0
9. Inland marine			0.0	0.0
10. Financial guaranty			0.0	0.0
11.1 Medical professional liability -occurrence			0.0	0.0
11.2 Medical professional liability -claims made			0.0	0.0
12. Earthquake			0.0	0.0
13. Group accident and health			0.0	0.0
14. Credit accident and health			0.0	0.0
15. Other accident and health			0.0	0.0
16. Workers' compensation			0.0	0.0
17.1 Other liability occurrence	263,438	4,725	1.8	(1.7)
17.2 Other liability-claims made			0.0	0.0
17.3 Excess Workers' Compensation			0.0	0.0
18.1 Products liability-occurrence			0.0	0.0
18.2 Products liability-claims made			0.0	0.0
19.1,19.2 Private passenger auto liability			0.0	0.0
19.3,19.4 Commercial auto liability	172,235	(3,081)	(1.8)	80.6
21. Auto physical damage	57,501	60,111	104.5	(72.5)
22. Aircraft (all perils)			0.0	0.0
23. Fidelity			0.0	0.0
24. Surety			0.0	0.0
26. Burglary and theft			0.0	0.0
27. Boiler and machinery			0.0	0.0
28. Credit			0.0	0.0
29. International			0.0	0.0
30. Warranty			0.0	0.0
31. Reinsurance - Nonproportional Assumed Property	XXX	XXX	XXX	XXX
32. Reinsurance - Nonproportional Assumed Liability	XXX	XXX	XXX	XXX
33. Reinsurance - Nonproportional Assumed Financial Lines	XXX	XXX	XXX	XXX
34. Aggregate write-ins for other lines of business	0	0	0.0	0.0
35. TOTALS	4,196,946	1,440,560	34.3	7.0
DETAILS OF WRITE-INS				
3401.				
3402.				
3403.				
3498. Sum. of remaining write-ins for Line 34 from overflow page	0	0	0.0	0.0
3499. Totals (Lines 3401 through 3403 plus 3498) (Line 34)	0	0	0.0	0.0

PART 2 - DIRECT PREMIUMS WRITTEN

Line of Business	1	2	3
	Current Quarter	Current Year to Date	Prior Year Year to Date
1. Fire	339,423	339,423	339,139
2. Allied lines	0	0	0
3. Farmowners multiple peril	1,595,709	1,595,709	1,577,509
4. Homeowners multiple peril	22,825	22,825	24,047
5. Commercial multiple peril	2,178,027	2,178,027	1,827,849
6. Mortgage guaranty	0	0	0
8. Ocean marine	0	0	0
9. Inland marine	0	0	0
10. Financial guaranty	0	0	0
11.1 Medical professional liability-occurrence	0	0	0
11.2 Medical professional liability-claims made	0	0	0
12. Earthquake	0	0	0
13. Group accident and health	0	0	0
14. Credit accident and health	0	0	0
15. Other accident and health	0	0	0
16. Workers' compensation	0	0	0
17.1 Other liability occurrence	323,554	323,554	297,335
17.2 Other liability-claims made	0	0	0
17.3 Excess Workers' Compensation	0	0	0
18.1 Products liability-occurrence	0	0	0
18.2 Products liability-claims made	0	0	0
19.1,19.2 Private passenger auto liability	0	0	0
19.3,19.4 Commercial auto liability	183,613	183,613	179,001
21. Auto physical damage	61,306	61,306	62,317
22. Aircraft (all perils)	0	0	0
23. Fidelity	0	0	0
24. Surety	0	0	0
26. Burglary and theft	0	0	0
27. Boiler and machinery	0	0	0
28. Credit	0	0	0
29. International	0	0	0
30. Warranty	0	0	0
31. Reinsurance - Nonproportional Assumed Property	XXX	XXX	XXX
32. Reinsurance - Nonproportional Assumed Liability	XXX	XXX	XXX
33. Reinsurance - Nonproportional Assumed Financial Lines	XXX	XXX	XXX
34. Aggregate write-ins for other lines of business	0	0	0
35. TOTALS	4,704,457	4,704,457	4,307,197
DETAILS OF WRITE-INS			
3401.			
3402.			
3403.			
3498. Sum. of remaining write-ins for Line 34 from overflow page	0	0	0
3499. Totals (Lines 3401 through 3403 plus 3498) (Line 34)	0	0	0

STATEMENT AS OF MARCH 31, 2017 OF THE MENNONITE MUTUAL INSURANCE COMPANY

PART 3 (000 omitted)

LOSS AND LOSS ADJUSTMENT EXPENSE RESERVES SCHEDULE

	1	2	3	4	5	6	7	8	9	10	11	12	13
Years in Which Losses Occurred	Prior Year-End Known Case Loss and LAE Reserves	Prior Year-End IBNR Loss and LAE Reserves	Total Prior Year-End Loss and LAE Reserves (Cols. 1 + 2)	2017 Loss and LAE Payments on Claims Reported as of Prior Year-End	2017 Loss and LAE Payments on Claims Unreported as of Prior Year-End	Total 2017 Loss and LAE Payments (Cols. 4 + 5)	Q.S. Date Known Case Loss and LAE Reserves on Claims Reported and Open as of Prior Year End	Q.S. Date Known Case Loss and LAE Reserves on Claims Reported or Reopened Subsequent to Prior Year End	Q.S. Date IBNR Loss and LAE Reserves	Total Q.S. Loss and LAE Reserves (Cols.7 + 8 + 9)	Prior Year-End Known Case Loss and LAE Reserves Developed (Savings)/ Deficiency (Cols. 4 + 7 minus Col. 1)	Prior Year-End IBNR Loss and LAE Reserves Developed (Savings)/ Deficiency (Cols. 5 + 8 + 9 minus Col. 2)	Prior Year-End Total Loss and LAE Reserve Developed (Savings)/ Deficiency (Cols. 11 + 12)
1. 2014 + Prior	246	82	328	105	54	159	265		53	318	124	25	149
2. 2015	524	147	671	33	1	34	494		121	615	3	(25)	(22)
3. Subtotals 2015 + prior	770	229	999	138	55	193	759	0	174	933	127	0	127
4. 2016	947	347	1,294	351	42	393	506	33	153	692	(90)	(119)	(209)
5. Subtotals 2016 + prior	1,717	576	2,293	489	97	586	1,265	33	327	1,625	37	(119)	(82)
6. 2017	XXX	XXX	XXX	XXX	869	869	XXX	642	249	891	XXX	XXX	XXX
7. Totals	1,717	576	2,293	489	966	1,455	1,265	675	576	2,516	37	(119)	(82)
8. Prior Year-End Surplus As Regards Policy-holders	14,750												
											Col. 11, Line 7 As % of Col. 1, Line 7	Col. 12, Line 7 As % of Col. 2, Line 7	Col. 13, Line 7 As % of Col. 3, Line 7
											1. 2.2	2. (20.7)	3. (3.6)
													Col. 13, Line 7 Line 8
													4. (0.6)

SUPPLEMENTAL EXHIBITS AND SCHEDULES INTERROGATORIES





The following supplemental reports are required to be filed as part of your statement filing. However, in the event that your company does not transact the type of business for which the special report must be filed, your response of **NO** to the specific interrogatory will be accepted in lieu of filing a "NONE" report and a bar code will be printed below. If the supplement is required of your company but is not being filed for whatever reason enter **SEE EXPLANATION** and provide an explanation following the interrogatory questions.

	<u>Response</u>
1. Will the Trusteed Surplus Statement be filed with the state of domicile and the NAIC with this statement?NO.....
2. Will Supplement A to Schedule T (Medical Professional Liability Supplement) be filed with this statement?NO.....
3. Will the Medicare Part D Coverage Supplement be filed with the state of domicile and the NAIC with this statement?NO.....
4. Will the Director and Officer Insurance Coverage Supplement be filed with the state of domicile and the NAIC with this statement?NO.....

Explanation:

- 1.
- 2.
- 3.
- 4.

Bar Code:

1.	 1 7 2 9 9 2 0 1 7 4 9 0 0 0 0 0 1
2.	 1 7 2 9 9 2 0 1 7 4 5 5 0 0 0 0 1
3.	 1 7 2 9 9 2 0 1 7 3 6 5 0 0 0 0 1
4.	 1 7 2 9 9 2 0 1 7 5 0 5 0 0 0 0 1

OVERFLOW PAGE FOR WRITE-INS

SCHEDULE A – VERIFICATION

Real Estate

	1 Year To Date	2 Prior Year Ended December 31
1. Book/adjusted carrying value, December 31 of prior year	841,842	871,596
2. Cost of acquired:		
2.1 Actual cost at time of acquisition		24,433
2.2 Additional investment made after acquisition		0
3. Current year change in encumbrances		0
4. Total gain (loss) on disposals		0
5. Deduct amounts received on disposals		0
6. Total foreign exchange change in book/adjusted carrying value		0
7. Deduct current year's other-than-temporary impairment recognized		0
8. Deduct current year's depreciation	13,723	54,187
9. Book/adjusted carrying value at the end of current period (Lines 1+2+3+4-5+6-7-8)	828,119	841,842
10. Deduct total nonadmitted amounts	0	0
11. Statement value at end of current period (Line 9 minus Line 10)	828,119	841,842

SCHEDULE B – VERIFICATION

Mortgage Loans

	1 Year To Date	2 Prior Year Ended December 31
1. Book value/recorded investment excluding accrued interest, December 31 of prior year	0	0
2. Cost of acquired:		
2.1 Actual cost at time of acquisition		0
2.2 Additional investment made after acquisition		0
3. Capitalized deferred interest and other		0
4. Accrual of discount		0
5. Unrealized valuation increase (decrease)		0
6. Total gain (loss) on disposals		0
7. Deduct amounts received on disposals		0
8. Deduct amortization of premium and mortgage interest points and commitment fees		0
9. Total foreign exchange change in book value/recorded investment excluding accrued interest		0
10. Deduct current year's other-than-temporary impairment recognized		0
11. Book value/recorded investment excluding accrued interest at end of current period (Lines 1+2+3+4+5+6-7-8+9-10)	0	0
12. Total valuation allowance		0
13. Subtotal (Line 11 plus Line 12)	0	0
14. Deduct total nonadmitted amounts	0	0
15. Statement value at end of current period (Line 13 minus Line 14)	0	0

NONE

SCHEDULE BA – VERIFICATION

Other Long-Term Invested Assets

	1 Year To Date	2 Prior Year Ended December 31
1. Book/adjusted carrying value, December 31 of prior year	0	0
2. Cost of acquired:		
2.1 Actual cost at time of acquisition		0
2.2 Additional investment made after acquisition		0
3. Capitalized deferred interest and other		0
4. Accrual of discount		0
5. Unrealized valuation increase (decrease)		0
6. Total gain (loss) on disposals		0
7. Deduct amounts received on disposals		0
8. Deduct amortization of premium and depreciation		0
9. Total foreign exchange change in book/adjusted carrying value		0
10. Deduct current year's other-than-temporary impairment recognized		0
11. Book/adjusted carrying value at end of current period (Lines 1+2+3+4+5+6-7+8+9-10)	0	0
12. Deduct total nonadmitted amounts	0	0
13. Statement value at end of current period (Line 11 minus Line 12)	0	0

NONE

SCHEDULE D – VERIFICATION

Bonds and Stocks

	1 Year To Date	2 Prior Year Ended December 31
1. Book/adjusted carrying value of bonds and stocks, December 31 of prior year	16,160,048	14,761,912
2. Cost of bonds and stocks acquired	565,242	2,598,356
3. Accrual of discount	2,000	6,423
4. Unrealized valuation increase (decrease)	224,021	404,019
5. Total gain (loss) on disposals	3,072	2,079
6. Deduct consideration for bonds and stocks disposed of	839,443	1,470,556
7. Deduct amortization of premium	33,897	142,185
8. Total foreign exchange change in book/adjusted carrying value		0
9. Deduct current year's other-than-temporary impairment recognized		0
10. Book/adjusted carrying value at end of current period (Lines 1+2+3+4+5-6-7+8-9)	16,081,044	16,160,048
11. Deduct total nonadmitted amounts	0	0
12. Statement value at end of current period (Line 10 minus Line 11)	16,081,044	16,160,048

STATEMENT AS OF MARCH 31, 2017 OF THE MENNONITE MUTUAL INSURANCE COMPANY

SCHEDULE D - PART 1B

Showing the Acquisitions, Dispositions and Non-Trading Activity
During the Current Quarter for all Bonds and Preferred Stock by NAIC Designation

NAIC Designation	1 Book/Adjusted Carrying Value Beginning of Current Quarter	2 Acquisitions During Current Quarter	3 Dispositions During Current Quarter	4 Non-Trading Activity During Current Quarter	5 Book/Adjusted Carrying Value End of First Quarter	6 Book/Adjusted Carrying Value End of Second Quarter	7 Book/Adjusted Carrying Value End of Third Quarter	8 Book/Adjusted Carrying Value December 31 Prior Year
BONDS								
1. NAIC 1 (a).....	11,051,092	1,765,488	1,741,258	(59,757)	11,015,565	0	0	11,051,092
2. NAIC 2 (a).....	957,471		125,000	27,861	860,331	0	0	957,471
3. NAIC 3 (a).....	0				0	0	0	0
4. NAIC 4 (a).....	0				0	0	0	0
5. NAIC 5 (a).....	0				0	0	0	0
6. NAIC 6 (a).....	0				0	0	0	0
7. Total Bonds	12,008,563	1,765,488	1,866,258	(31,896)	11,875,897	0	0	12,008,563
PREFERRED STOCK								
8. NAIC 1.....	0				0	0	0	0
9. NAIC 2.....	0				0	0	0	0
10. NAIC 3.....	0				0	0	0	0
11. NAIC 4.....	0				0	0	0	0
12. NAIC 5.....	0				0	0	0	0
13. NAIC 6.....	0				0	0	0	0
14. Total Preferred Stock.....	0	0	0	0	0	0	0	0
15. Total Bonds & Preferred Stock	12,008,563	1,765,488	1,866,258	(31,896)	11,875,897	0	0	12,008,563

(a) Book/Adjusted Carrying Value column for the end of the current reporting period includes the following amount of short-term and cash equivalent bonds by NAIC designation: NAIC 1 \$ 1,608,655 ; NAIC 2 \$; NAIC 3 \$; NAIC 4 \$; NAIC 5 \$; NAIC 6 \$

S102

SCHEDULE DA - PART 1

Short-Term Investments

	1	2	3	4	5
	Book/Adjusted Carrying Value	Par Value	Actual Cost	Interest Collected Year To Date	Paid for Accrued Interest Year To Date
9199999	4,810,283	XXX	4,810,283	767	

SCHEDULE DA - VERIFICATION

Short-Term Investments

	1	2
	Year To Date	Prior Year Ended December 31
1. Book/adjusted carrying value, December 31 of prior year.....	4,415,216	4,223,605
2. Cost of short-term investments acquired	1,424,991	5,228,656
3. Accrual of discount		0
4. Unrealized valuation increase (decrease).....		0
5. Total gain (loss) on disposals		0
6. Deduct consideration received on disposals	1,029,924	5,037,045
7. Deduct amortization of premium.....		0
8. Total foreign exchange change in book/adjusted carrying value.....		0
9. Deduct current year's other-than-temporary impairment recognized.....		0
10. Book/adjusted carrying value at end of current period (Lines 1+2+3+4+5-6-7+8-9).....	4,810,283	4,415,216
11. Deduct total nonadmitted amounts.....		0
12. Statement value at end of current period (Line 10 minus Line 11)	4,810,283	4,415,216

Schedule DB - Part A - Verification

NONE

Schedule DB - Part B - Verification

NONE

Schedule DB - Part C - Section 1

NONE

Schedule DB - Part C - Section 2

NONE

Schedule DB - Verification

NONE

Schedule E - Verification

NONE

Schedule A - Part 2

NONE

Schedule A - Part 3

NONE

Schedule B - Part 2

NONE

Schedule B - Part 3

NONE

Schedule BA - Part 2

NONE

Schedule BA - Part 3

NONE

STATEMENT AS OF MARCH 31, 2017 OF THE MENNONITE MUTUAL INSURANCE COMPANY

SCHEDULE D - PART 3

Show All Long-Term Bonds and Stock Acquired During the Current Quarter

1	2	3	4	5	6	7	8	9	10
CUSIP Identification	Description	Foreign	Date Acquired	Name of Vendor	Number of Shares of Stock	Actual Cost	Par Value	Paid for Accrued Interest and Dividends	NAIC Designation or Market Indicator (a)
Bonds - U.S. Governments									
912810-RB-6	UNITED STATES TREAS BDS		03/01/2017	M&T Bank		14,470	15,000	132	1
912828-B6-6	UNITED STATES TREAS NTS		03/01/2017	M&T Bank		82,350	80,000	115	1
0599999 - Bonds - U.S. Governments						96,820	95,000	248	XXX
Bonds - U.S. Political Subdivisions of States, Territories and Possessions									
191800-HV-6	COCONINO & YAVAPAI CNTYS ARIZ		02/01/2017	M&T Bank		90,068	75,000		1FE
576544-X7-0	MATANUSKA-SUSITNA BORO ALASKA		03/03/2017	M&T Bank		116,994	100,000		1FE
2499999 - Bonds - U.S. Political Subdivisions of States, Territories and Possessions						207,062	175,000	0	XXX
Bonds - U.S. Special Revenue									
64711N-07-3	NEW MEXICO FIN AUTH REV		02/23/2017	M&T Bank		118,207	100,000		1FE
83854R-CL-5	SOUTH JORDAN UTAH SALES TAX RE		03/01/2017	M&T Bank		118,947	100,000		1FE
3199999 - Bonds - U.S. Special Revenue and Special Assessment and all Non-Guaranteed Obligations of Agencies and Authorities of Governments and Their Political Subdivisions						237,154	200,000	0	XXX
8399997 - Subtotals - Bonds - Part 3						541,036	470,000	248	XXX
8399999 - Subtotals - Bonds						541,036	470,000	248	XXX
Common Stocks - Mutual Funds									
31420B-30-0	FEDERATED INSTL TR		03/01/2017	M&T Bank	666.100	6,630			L
411512-73-4	HARBOR FD		03/31/2017	M&T Bank	144.160	1,561			L
722005-62-6	PIMCO FDS PAC INVT MGMT SER		03/17/2017	M&T Bank	110.670	1,285			L
784924-19-3	SSGA FDS		03/06/2017	M&T Bank	563.530	4,274			L
922023-10-6	VANGUARD CONV SECS FD		03/29/2017	M&T Bank	5.200	68			L
922908-66-0	VANGUARD INDEX FDS		03/24/2017	M&T Bank	25.430	1,576			L
922908-67-8	VANGUARD INDEX FDS		03/24/2017	M&T Bank	85.290	3,156			L
922908-70-2	VANGUARD INDEX FDS		03/24/2017	M&T Bank	26.290	1,645			L
921908-60-4	VANGUARD SPECIALIZED PORTFOLIO		03/29/2017	M&T Bank	113.850	2,817			L
921909-81-8	VANGUARD STAR FD		03/24/2017	M&T Bank	44.990	1,195			L
9299999 - Common Stocks - Mutual Funds						24,206	XXX	0	XXX
9799997 - Subtotals - Common Stocks - Part 3						24,206	XXX	0	XXX
9799999 - Subtotals - Common Stocks						24,206	XXX	0	XXX
9899999 - Subtotals - Preferred and Common Stocks						24,206	XXX	0	XXX
9999999 Totals						565,242	XXX	248	XXX

(a) For all common stock bearing the NAIC market indicator "U" provide: the number of such issues

E04

STATEMENT AS OF MARCH 31, 2017 OF THE MENNONITE MUTUAL INSURANCE COMPANY

SCHEDULE D - PART 4

Show All Long-Term Bonds and Stock Sold, Redeemed or Otherwise Disposed of During the Current Quarter

1	2	3	4	5	6	7	8	9	10	Change in Book/Adjusted Carrying Value					16	17	18	19	20	21	22	
										11	12	13	14	15								
CUSIP Identification	Description	Foreign	Disposal Date	Name of Purchaser	Number of Shares of Stock	Consideration	Par Value	Actual Cost	Prior Year Book/Adjusted Carrying Value	Unrealized Valuation Increase/(Decrease)	Current Year's (Amortization)/Accretion	Current Year's Other Than Temporary Impairment Recognized	Total Change in B./A.C.V. (11+12-13)	Total Foreign Exchange Change in B./A.C.V.	Book/Adjusted Carrying Value at Disposal Date	Foreign Exchange Gain (Loss) on Disposal	Realized Gain (Loss) on Disposal	Total Gain (Loss) on Disposal	Bond Interest/Stock Dividends Received During Year	Stated Contractual Maturity Date	NAIC Designation or Market Indicator (a)	
Bonds - U.S. Governments																						
36241L-KH-8	GNMA PASS-THRU X PLATINUM 30YR		03/15/2017	PRINCIPAL RECEIPT		1,301	1,301	1,442	1,426		(125)		(125)		1,301			.0	.8	06/15/2040	1	
912828-J3-5	UNITED STATES TREAS NTS		02/28/2017	MATURITY		200,000	200,000	199,886	199,990		10		10		200,000			.0	.500	02/28/2017	1	
912828-RX-0	UNITED STATES TREAS NTS		01/03/2017	MATURITY		135,000	135,000	136,113	135,000				0		135,000			.0	.591	12/31/2016	1	
912828-SC-5	UNITED STATES TREAS NTS		01/31/2017	MATURITY		60,000	60,000	60,185	60,003		(3)		(3)		60,000			.0	.263	01/31/2017	1	
0599999 - Bonds - U.S. Governments						396,301	396,301	397,626	396,420	0	(119)	0	(119)	0	396,301	0	0	0	1,361	XXX	XXX	
Bonds - U.S. Political Subdivisions of States, Territories and Possessions																						
484873-KM-8	KANSAS CITY MO		03/14/2017	M&T Bank		78,803	75,000	84,241	78,762		(361)		(361)		78,402		402	402	1,883	02/01/2019	1FE	
93974C-UG-3	WASHINGTON ST		02/23/2017	M&T Bank		105,254	100,000	116,427	105,539		(528)		(528)		105,012		242	242	3,292	07/01/2018	1FE	
2499999 - Bonds - U.S. Political Subdivisions of States, Territories and Possessions						184,057	175,000	200,668	184,302	0	(888)	0	(888)	0	183,413	0	644	644	5,175	XXX	XXX	
Bonds - U.S. Special Revenue and Special Assessment and all Non-Guaranteed Obligations of Agencies and Authorities of Governments and Their Political Subdivisions																						
3137A5-MM-3	FHLMC REMIC SERIES 3795 FNMA PASS-THRU LNG 30		03/15/2017	PRINCIPAL RECEIPT		3,077	3,077	3,182	3,117		(40)		(40)		3,077			.0	.7	10/15/2039	1	
3138AF-EK-2	YEAR FNMA PASS-THRU LNG 30		03/25/2017	PRINCIPAL RECEIPT		1,381	1,381	1,449	1,442		(61)		(61)		1,381			.0	.10	05/01/2041	1	
3138WF-Y5-9	YEAR FNMA PASS-THRU LNG 30		03/25/2017	PRINCIPAL RECEIPT		1,915	1,915	1,981	1,981		(66)		(66)		1,915			.0	.11	11/01/2045	1	
3138XY-CN-2	YEAR FNMA PASS-THRU LNG 30		03/25/2017	PRINCIPAL RECEIPT		548	548	587	584		(36)		(36)		548			.0	.4	09/01/2044	1	
31410K-AA-2	YEAR FNMA PASS-THRU LNG 30		03/25/2017	PRINCIPAL RECEIPT		1,953	1,953	2,143	2,116		(163)		(163)		1,953			.0	.19	11/01/2035	1	
31418B-KN-5	YEAR FNMA PASS-THRU SHRT 10		03/25/2017	PRINCIPAL RECEIPT		6,989	6,989	7,617	7,576		(587)		(587)		6,989			.0	.44	11/01/2044	1	
31417Y-6B-8	YEAR FNMA PASS-THRU SHRT 10		03/25/2017	PRINCIPAL RECEIPT		3,092	3,092	3,223	3,171		(79)		(79)		3,092			.0	.15	10/01/2021	1	
31396L-TP-5	FNMA REMIC TRUST 2006-105		03/25/2017	PRINCIPAL RECEIPT		1,458	1,458	1,567	1,458		0		0		1,458			.0	.7	09/25/2036	1	
31396L-P2-0	FNMA REMIC TRUST 2006-119		03/25/2017	PRINCIPAL RECEIPT		15	15	17	17		(2)		(2)		15			.0	.15	12/25/2036	1	
31397N-HE-8	FNMA REMIC TRUST 2009-10		03/25/2017	PRINCIPAL RECEIPT		1,605	1,605	1,667	1,650		(45)		(45)		1,605			.0	.8	03/25/2039	1	
641489-AF-6	NEVADA ST UNEMPLOYMENT COMPENS		02/23/2017	M&T Bank		101,067	100,000	113,914	101,704		(589)		(589)		101,115		(48)	(48)	1,208	06/01/2017	1FE	
3199999 - Bonds - U.S. Special Revenue and Special Assessment and all Non-Guaranteed Obligations of Agencies and Authorities of Governments and Their Political Subdivisions						123,101	122,034	137,348	124,816	0	(1,668)	0	(1,668)	0	123,149	0	(48)	(48)	1,333	XXX	XXX	
Bonds - Industrial and Miscellaneous (Unaffiliated)																						
060516-EQ-8	BANK AMER CORP		03/22/2017	MATURITY		75,000	75,000	81,478	75,355		(355)		(355)		75,000			.0	1,453	03/22/2017	2FE	
61760V-AM-5	MORGAN STANLEY CAP I 2012-C4		02/17/2017	PRINCIPAL RECEIPT		8,508	8,508	8,842	8,508		0		0		8,508			.0	.30	03/17/2045	1FM	
693476-BB-8	PNC FUNDING CORP		02/01/2017	MATURITY		50,000	50,000	57,850	50,165		(165)		(165)		50,000			.0	1,406	02/01/2017	2FE	
3899999 - Bonds - Industrial and Miscellaneous (Unaffiliated)						133,508	133,508	148,170	134,029	0	(520)	0	(520)	0	133,508	0	0	0	2,889	XXX	XXX	
8399997 - Subtotals - Bonds - Part 4						836,967	826,843	883,812	839,566	0	(3,195)	0	(3,195)	0	836,371	0	596	596	10,759	XXX	XXX	
8399999 - Subtotals - Bonds						836,967	826,843	883,812	839,566	0	(3,195)	0	(3,195)	0	836,371	0	596	596	10,759	XXX	XXX	
Common Stock - Mutual Funds																						
921908-60-4	VANGUARD SPECIALIZED PORTFOLIO		03/29/2017	CAPITAL GAIN		2,476	XXX	0	0	0	0	0	0	0	0		2,476	2,476	0	XXX	1	
9299999 - Common Stocks - Mutual Funds						2,476	XXX	0	0	0	0	0	0	0	0	0	0	2,476	2,476	0	XXX	XXX
9799997 - Subtotals - Common Stocks - Part 4						2,476	XXX	0	0	0	0	0	0	0	0	0	0	2,476	2,476	0	XXX	XXX
9799999 - Subtotals - Common Stocks						2,476	XXX	0	0	0	0	0	0	0	0	0	0	2,476	2,476	0	XXX	XXX
9899999 - Subtotals - Preferred and Common Stocks						2,476	XXX	0	0	0	0	0	0	0	0	0	0	2,476	2,476	0	XXX	XXX
9999999 Totals						839,443	XXX	883,812	839,566	0	(3,195)	0	(3,195)	0	836,371	0	3,072	3,072	10,759	XXX	XXX	

(a) For all common stock bearing the NAIC market indicator "U" provide: the number of such issues

EO5

Schedule DB - Part A - Section 1

NONE

Schedule DB - Part B - Section 1

NONE

Schedule DB - Part D - Section 1

NONE

Schedule DB - Part D - Section 2

NONE

Schedule DL - Part 1

NONE

Schedule DL - Part 2

NONE

STATEMENT AS OF MARCH 31, 2017 OF THE MENNONITE MUTUAL INSURANCE COMPANY

SCHEDULE E - PART 2 - CASH EQUIVALENTS

Show Investments Owned End of Current Quarter

1 Description	2 Code	3 Date Acquired	4 Rate of Interest	5 Maturity Date	6 Book/Adjusted Carrying Value	7 Amount of Interest Due & Accrued	8 Amount Received During Year
<p style="font-size: 48px; margin: 0;">NONE</p>							
8699999 Total Cash Equivalents					0	0	0