

QUARTERLY STATEMENT

OF THE

RECEIVED

MAY 15 2017

**OFFICE OF RISK
ASSESSMENT**

BEX Benefit Plan

Of

Cleveland

in the state of

Ohio

**to the Insurance Department
of the State of Ohio**

For the Period Ended

March 31, 2017

2017



HEALTH QUARTERLY STATEMENT

As of March 31, 2016
of the Condition and Affairs of the

Builders Exchange Benefit Plan

NAIC Group Code..... 0, 0 (Current Period) (Prior Period) NAIC Company Code..... 118 Employer's ID Number..... 47-2303889

Organized under the Laws of Ohio State of Domicile or Port of Entry Ohio Country of Domicile US

Licensed as Business Type Multiple Employer Welfare Arrangement Is HMO Federally Qualified? Yes [] No [X]

Incorporated/Organized..... September 17, 2015 Commenced Business..... January 1, 2016

Statutory Home Office 9555 Rockside Rd. Suite 300..... Cleveland OH US 44125
(Street and Number) (City or Town, State, Country and Zip Code)

Main Administrative Office 9555 Rockside Rd. Suite 300..... Cleveland OH US 44125 216-393-6300
(Street and Number) (City or Town, State, Country and Zip Code) (Area Code) (Telephone Number)

Mail Address 9555 Rockside Rd. Suite 300..... Cleveland OH US 44125
(Street and Number) (City or Town, State, Country and Zip Code)

Primary Location of Books and Records 9555 Rockside Rd. Suite 300..... Cleveland OH US 44125 216-393-6300
(Street and Number) (City or Town, State, Country and Zip Code) (Area Code) (Telephone Number)

Internet Web Site Address N/A

Statutory Statement Contact George John Stadlander Mr. 216-389-2914
(Name) (Area Code) (Telephone Number) (Extension)
george.stadlander@gmail.com 216-202-3499
(E-Mail Address) (Fax Number)

OFFICERS

Name	Title	Name	Title
1. Gregg Mazurek	Trustee Chairman	2. Rick Russell O'Rourke	Trustee Secretary
3. Laurel Screptock	Plan Administrator	4.	



OTHER


DIRECTORS OR TRUSTEES

Gregg Mazurek Rick Russell O'Rourke Jeff Molchan

State of.....
County of.....

The officers of this reporting entity being duly sworn, each depose and say that they are the described officers of said reporting entity, and that on the reporting period stated above, all of the herein described assets were the absolute property of the said reporting entity, free and clear from any liens or claims thereon, except as herein stated, and that this statement, together with related exhibits, schedules and explanations therein contained, annexed or referred to, is a full and true statement of all the assets and liabilities and of the condition and affairs of the said reporting entity as of the reporting period stated above, and of its income and deductions therefrom for the period ended, and have been completed in accordance with the NAIC *Annual Statement Instructions and Accounting Practices and Procedures* manual except to the extent that: (1) state law may differ; or, (2) that state rules or regulations require differences in reporting not related to accounting practices and procedures, according to the best of their information, knowledge and belief, respectively. Furthermore, the scope of this attestation by the described officers also includes the related corresponding electronic filing with the NAIC, when required, that is an exact copy (except for formatting differences due to electronic filing) of the enclosed statement. The electronic filing may be requested by various regulators in lieu of or in addition to the enclosed statement.

 (Signature)	 (Signature)	 (Signature)
Gregg Mazurek 1. (Printed Name)	Laurel Screptock 2. (Printed Name)	3. (Printed Name)
Trustee Chairman (Title)	Plan Administrator (Title)	(Title)

Subscribed and sworn to before me
This 9th day of May 2017


a. Is this an original filing? Yes [X] No []
b. If no: 1. State the amendment number _____
2. Date filed _____
3. Number of pages attached _____



Patrick Kennedy
Notary Public, State of Ohio
My Commission Expires
January 24, 2021

ASSETS

	Current Statement Date			4 Prior Year Net Admitted Assets
	1 Assets	2 Nonadmitted Assets	3 Net Admitted Assets (Cols. 1 - 2)	
1. Bonds.....			0	
2. Stocks:				
2.1 Preferred stocks.....			0	
2.2 Common stocks.....			0	
3. Mortgage loans on real estate:				
3.1 First liens.....			0	
3.2 Other than first liens.....			0	
4. Real estate:				
4.1 Properties occupied by the company (less \$.....0 encumbrances).....			0	
4.2 Properties held for the production of income (less \$.....0 encumbrances).....			0	
4.3 Properties held for sale (less \$.....0 encumbrances).....			0	
5. Cash (\$.....723,478), cash equivalents (\$.....0) and short-term investments (\$.....497,062).....	1,220,541		1,220,541	1,226,043
6. Contract loans (including \$.....0 premium notes).....			0	
7. Derivatives.....			0	
8. Other invested assets.....			0	
9. Receivables for securities.....			0	
10. Securities lending reinvested collateral assets.....			0	
11. Aggregate write-ins for invested assets.....	34,136	34,136	0	0
12. Subtotals, cash and invested assets (Lines 1 to 11).....	1,254,677	34,136	1,220,541	1,226,043
13. Title plants less \$.....0 charged off (for Title insurers only).....			0	
14. Investment income due and accrued.....	211		211	129
15. Premiums and considerations:				
15.1 Uncollected premiums and agents' balances in the course of collection.....	95,711		95,711	119,007
15.2 Deferred premiums, agents' balances and installments booked but deferred and not yet due (including \$.....0 earned but unbilled premiums).....			0	
15.3 Accrued retrospective premiums (\$.....0) and contracts subject to redetermination (\$.....0).....			0	
16. Reinsurance:				
16.1 Amounts recoverable from reinsurers.....	283,657		283,657	95,537
16.2 Funds held by or deposited with reinsured companies.....			0	
16.3 Other amounts receivable under reinsurance contracts.....	250,854		250,854	216,306
17. Amounts receivable relating to uninsured plans.....			0	
18.1 Current federal and foreign income tax recoverable and interest thereon.....			0	
18.2 Net deferred tax asset.....			0	
19. Guaranty funds receivable or on deposit.....			0	
20. Electronic data processing equipment and software.....			0	
21. Furniture and equipment, including health care delivery assets (\$.....0).....			0	
22. Net adjustment in assets and liabilities due to foreign exchange rates.....			0	
23. Receivables from parent, subsidiaries and affiliates.....			0	
24. Health care (\$.....0) and other amounts receivable.....			0	
25. Aggregate write-ins for other than invested assets.....	0	0	0	0
26. Total assets excluding Separate Accounts, Segregated Accounts and Protected Cell Accounts (Lines 12 through 25).....	1,885,110	34,136	1,850,974	1,657,022
27. From Separate Accounts, Segregated Accounts and Protected Cell Accounts.....			0	
28. Total (Lines 26 and 27).....	1,885,110	34,136	1,850,974	1,657,022

DETAILS OF WRITE-INS

1101. Prepaid Assets.....	34,136	34,136	0	
1102.			0	
1103.			0	
1198. Summary of remaining write-ins for Line 11 from overflow page.....	0	0	0	0
1199. Totals (Lines 1101 thru 1103 plus 1198) (Line 11 above).....	34,136	34,136	0	0
2501.			0	
2502.			0	
2503.			0	
2598. Summary of remaining write-ins for Line 25 from overflow page.....	0	0	0	0
2599. Totals (Lines 2501 thru 2503 plus 2598) (Line 25 above).....	0	0	0	0

LIABILITIES, CAPITAL AND SURPLUS

	Current Period			Prior Year
	1 Covered	2 Uncovered	3 Total	4 Total
1. Claims unpaid (less \$.....432,086 reinsurance ceded).....	108,022		108,022	49,526
2. Accrued medical incentive pool and bonus amounts.....			0	
3. Unpaid claims adjustment expenses.....	8,255		8,255	3,136
4. Aggregate health policy reserves, including the liability of \$.....0 for medical loss ratio rebate per the Public Health Service Act.....			0	
5. Aggregate life policy reserves.....			0	
6. Property/casualty unearned premium reserve.....			0	
7. Aggregate health claim reserves.....			0	
8. Premiums received in advance.....			0	
9. General expenses due or accrued.....	80,496		80,496	78,145
10.1 Current federal and foreign income tax payable and interest thereon (including \$.....0 on realized gains (losses)).....			0	
10.2 Net deferred tax liability.....			0	
11. Ceded reinsurance premiums payable.....	1,090,046		1,090,046	977,299
12. Amounts withheld or retained for the account of others.....			0	
13. Remittances and items not allocated.....			0	
14. Borrowed money (including \$.....0 current) and interest thereon \$.....0 (including \$.....0 current).....			0	
15. Amounts due to parent, subsidiaries and affiliates.....			0	
16. Derivatives.....			0	
17. Payable for securities.....			0	
18. Payable for securities lending.....			0	
19. Funds held under reinsurance treaties with (\$.....0 authorized reinsurers, \$.....0 unauthorized reinsurers and certified \$.....0 reinsurers).....			0	
20. Reinsurance in unauthorized and certified (\$.....0) companies.....			0	
21. Net adjustments in assets and liabilities due to foreign exchange rates.....			0	
22. Liability for amounts held under uninsured plans.....			0	
23. Aggregate write-ins for other liabilities (including \$.....0 current).....	0	0	0	0
24. Total liabilities (Lines 1 to 23).....	1,286,819	0	1,286,819	1,108,106
25. Aggregate write-ins for special surplus funds.....	XXX	XXX	0	0
26. Common capital stock.....	XXX	XXX		
27. Preferred capital stock.....	XXX	XXX		
28. Gross paid in and contributed surplus.....	XXX	XXX	510,000	510,000
29. Surplus notes.....	XXX	XXX		
30. Aggregate write-ins for other than special surplus funds.....	XXX	XXX	0	0
31. Unassigned funds (surplus).....	XXX	XXX	54,156	38,916
32. Less treasury stock, at cost:				
32.10.000 shares common (value included in Line 26 \$.....0).....	XXX	XXX		
32.20.000 shares preferred (value included in Line 27 \$.....0).....	XXX	XXX		
33. Total capital and surplus (Lines 25 to 31 minus Line 32).....	XXX	XXX	564,156	548,916
34. Total liabilities, capital and surplus (Lines 24 and 33).....	XXX	XXX	1,850,975	1,657,022

DETAILS OF WRITE-INS

2301.			0	
2302.			0	
2303.			0	
2398. Summary of remaining write-ins for Line 23 from overflow page.....	0	0	0	0
2399. Totals (Lines 2301 thru 2303 plus 2398) (Line 23 above).....	0	0	0	0
2501.				
2502.				
2503.				
2598. Summary of remaining write-ins for Line 25 from overflow page.....	XXX	XXX	0	0
2599. Totals (Lines 2501 thru 2503 plus 2598) (Line 25 above).....	XXX	XXX	0	0
3001.				
3002.				
3003.				
3098. Summary of remaining write-ins for Line 30 from overflow page.....	XXX	XXX	0	0
3099. Totals (Lines 3001 thru 3003 plus 3098) (Line 30 above).....	XXX	XXX	0	0

STATEMENT OF REVENUE AND EXPENSES

	Current Year To Date		Prior Year To Date	Prior Year Ended December 31
	1 Uncovered	2 Total	3 Total	4 Total
1. Member months.....	XXX	3,323	2,071	9,512
2. Net premium income (including \$.....0 non-health premium income).....	XXX	256,320	82,968	384,088
3. Change in unearned premium reserves and reserve for rate credits.....	XXX			
4. Fee-for-service (net of \$.....0 medical expenses).....	XXX			
5. Risk revenue.....	XXX			
6. Aggregate write-ins for other health care related revenues.....	XXX	.0	.0	.0
7. Aggregate write-ins for other non-health revenues.....	XXX	.0	.0	.0
8. Total revenues (Lines 2 to 7).....	XXX	256,320	82,968	384,088
Hospital and Medical:				
9. Hospital/medical benefits.....		636,479	308,666	1,712,609
10. Other professional services.....		80,173	24,007	210,177
11. Outside referrals.....				
12. Emergency room and out-of-area.....		36,814	91,457	128,597
13. Prescription drugs.....		64,630	147,474	219,523
14. Aggregate write-ins for other hospital and medical.....	.0	.0	.0	.0
15. Incentive pool, withhold adjustments and bonus amounts.....				
16. Subtotal (Lines 9 to 15).....	.0	818,096	571,604	2,270,906
Less:				
17. Net reinsurance recoveries.....		654,477	514,443	2,043,817
18. Total hospital and medical (Lines 16 minus 17).....	.0	163,619	57,161	227,089
19. Non-health claims (net).....				
20. Claims adjustment expenses, including \$.....4,662 cost containment expenses.....		22,156	63,977	31,533
21. General administrative expenses.....		38,935	(41,660)	56,057
22. Increase in reserves for life and accident and health contracts (including \$.....0 increase in reserves for life only).....				
23. Total underwriting deductions (Lines 18 through 22).....	.0	224,710	79,478	314,679
24. Net underwriting gain or (loss) (Lines 8 minus 23).....	XXX	31,610	3,490	69,409
25. Net investment income earned.....		(1,573)	91	(10,931)
26. Net realized capital gains (losses) less capital gains tax of \$.....0.....				
27. Net investment gains or (losses) (Lines 25 plus 26).....	.0	(1,573)	91	(10,931)
28. Net gain or (loss) from agents' or premium balances charged off [(amount recovered \$.....0) (amount charged off \$.....0)].....				
29. Aggregate write-ins for other income or expenses.....	.0	.0	.0	.0
30. Net income or (loss) after capital gains tax and before all other federal income taxes (Lines 24 plus 27 plus 28 plus 29).....	XXX	30,037	3,581	58,478
31. Federal and foreign income taxes incurred.....	XXX			
32. Net income (loss) (Lines 30 minus 31).....	XXX	30,037	3,581	58,478

DETAILS OF WRITE-INS

01.	XXX			
0602.	XXX			
0603.	XXX			
0698. Summary of remaining write-ins for Line 6 from overflow page.....	XXX	.0	.0	.0
0699. Totals (Lines 0601 thru 0603 plus 0698) (Line 6 above).....	XXX	.0	.0	.0
0701.	XXX			
0702.	XXX			
0703.	XXX			
0798. Summary of remaining write-ins for Line 7 from overflow page.....	XXX	.0	.0	.0
0799. Totals (Lines 0701 thru 0703 plus 0798) (Line 7 above).....	XXX	.0	.0	.0
1401.				
1402.				
1403.				
1498. Summary of remaining write-ins for Line 14 from overflow page.....	.0	.0	.0	.0
1499. Totals (Lines 1401 thru 1403 plus 1498) (Line 14 above).....	.0	.0	.0	.0
2901.				
2902.				
2903.				
2998. Summary of remaining write-ins for Line 29 from overflow page.....	.0	.0	.0	.0
2999. Totals (Lines 2901 thru 2903 plus 2998) (Line 29 above).....	.0	.0	.0	.0

STATEMENT OF REVENUE AND EXPENSES (Continued)

CAPITAL AND SURPLUS ACCOUNT	1 Current Year to Date	2 Prior Year To Date	3 Prior Year Ended December 31
33. Capital and surplus prior reporting year.....	548,917	509,989	509,989
34. Net income or (loss) from Line 32.....	30,037	3,581	58,478
35. Change in valuation basis of aggregate policy and claim reserves.....			
36. Change in net unrealized capital gains (losses) less capital gains tax of \$.....0.....			
37. Change in net unrealized foreign exchange capital gain or (loss).....			
38. Change in net deferred income tax.....			
39. Change in nonadmitted assets.....	(14,586)		(19,550)
40. Change in unauthorized and certified reinsurance.....			
41. Change in treasury stock.....			
42. Change in surplus notes.....			
43. Cumulative effect of changes in accounting principles.....			
44. Capital changes:			
44.1 Paid in.....			
44.2 Transferred from surplus (Stock Dividend).....			
44.3 Transferred to surplus.....			
45. Surplus adjustments:			
45.1 Paid in.....			
45.2 Transferred to capital (Stock Dividend).....			
45.3 Transferred from capital.....			
46. Dividends to stockholders.....			
47. Aggregate write-ins for gains or (losses) in surplus.....	0	0	0
48. Net change in capital and surplus (Lines 34 to 47).....	15,451	3,581	38,928
49. Capital and surplus end of reporting period (Line 33 plus 48).....	564,368	513,570	548,917

DETAILS OF WRITE-INS

4701.			
4702.			
4703.			
4798. Summary of remaining write-ins for Line 47 from overflow page.....	0	0	0
4799. Totals (Lines 4701 thru 4703 plus 4798) (Line 47 above).....	0	0	0

CASH FLOW

	1 Current Year to Date	2 Prior Year To Date	3 Prior Year Ended December 31
CASH FROM OPERATIONS			
1. Premiums collected net of reinsurance.....	392,363	738,847	1,242,380
2. Net investment income.....	(1,655)	55	(11,060)
3. Miscellaneous income.....			
4. Total (Lines 1 through 3).....	390,708	738,902	1,231,320
5. Benefit and loss related payments.....	327,791	429,499	489,406
6. Net transfers to Separate Accounts, Segregated Accounts and Protected Cell Accounts.....			
7. Commissions, expenses paid and aggregate write-ins for deductions.....	53,621	(27,971)	6,309
8. Dividends paid to policyholders.....			
9. Federal and foreign income taxes paid (recovered) net of \$.....0 tax on capital gains (losses).....			
10. Total (Lines 5 through 9).....	381,412	401,528	495,715
11. Net cash from operations (Line 4 minus Line 10).....	9,296	337,374	735,605
CASH FROM INVESTMENTS			
12. Proceeds from investments sold, matured or repaid:			
12.1 Bonds.....			
12.2 Stocks.....			
12.3 Mortgage loans.....			
12.4 Real estate.....			
12.5 Other invested assets.....			
12.6 Net gains or (losses) on cash, cash equivalents and short-term investments.....			
12.7 Miscellaneous proceeds.....			
12.8 Total investment proceeds (Lines 12.1 to 12.7).....	0	0	0
13. Cost of investments acquired (long-term only):			
13.1 Bonds.....			
13.2 Stocks.....			
13.3 Mortgage loans.....			
13.4 Real estate.....			
13.5 Other invested assets.....			
13.6 Miscellaneous applications.....	34,136		19,550
13.7 Total investments acquired (Lines 13.1 to 13.6).....	34,136	0	19,550
14. Net increase or (decrease) in contract loans and premium notes.....			
15. Net cash from investments (Line 12.8 minus Line 13.7 and Line 14).....	(34,136)	0	(19,550)
CASH FROM FINANCING AND MISCELLANEOUS SOURCES			
16. Cash provided (applied):			
16.1 Surplus notes, capital notes.....			
16.2 Capital and paid in surplus, less treasury stock.....			
16.3 Borrowed funds.....			
16.4 Net deposits on deposit-type contracts and other insurance liabilities.....			
16.5 Dividends to stockholders.....			
16.6 Other cash provided (applied).....	19,550		
17. Net cash from financing and miscellaneous sources (Lines 16.1 through 16.4 minus Line 16.5 plus Line 16.6).....	19,550	0	0
RECONCILIATION OF CASH, CASH EQUIVALENTS AND SHORT-TERM INVESTMENTS			
18. Net change in cash, cash equivalents and short-term investments (Line 11 plus Line 15 plus Line 17).....	(5,290)	337,374	716,055
19. Cash, cash equivalents and short-term investments:			
19.1 Beginning of year.....	1,226,044	509,989	509,989
19.2 End of period (Line 18 plus Line 19.1).....	1,220,754	847,363	1,226,044
Note: Supplemental disclosures of cash flow information for non-cash transactions:			
20.0001			

EXHIBIT OF PREMIUMS, ENROLLMENT AND UTILIZATION

	1		3	4	5	6	7	8	9	10	
	Total	Individual									Comprehensive (Hospital & Medical) Group
Total Members at End of:											
1. Prior Year.....	9,512		9,512								
2. First Quarter.....	1,189		1,189								
3. Second Quarter.....	0										
4. Third Quarter.....	0										
5. Current Year.....	0										
6. Current Year Member Months.....	3,323		3,323								
Total Member Ambulatory Encounters for Period:											
7. Physician.....	0										
8. Non-Physician.....	0										
9. Total.....	0		0								
10. Hospital Patient Days Incurred.....	0										
11. Number of Inpatient Admissions.....	0										
12. Health Premiums Written (a).....	256,320		256,320								
13. Life Premiums Direct.....	0										
14. Property/Casualty Premiums Written.....	0										
15. Health Premiums Earned.....	256,320		256,320								
16. Property/Casualty Premiums Earned.....	0										
17. Amount Paid for Provision of Health Care Services.....	0										
18. Amount Incurred for Provision of Health Care Services.....	818,096		818,096								

(a) For health premiums written: Amount of Medicare Title XVIII exempt from state taxes or fees \$.....0.

CLAIMS UNPAID AND INCENTIVE POOL, WITHHOLD AND BONUS (Reported and Unreported)

Aging Analysis of Unpaid Claims

1		2	3	4	5	6	7
Account		1 - 30 Days	31 - 60 Days	61 - 90 Days	91 - 120 Days	Over 120 Days	Total
Claims Unpaid (Reported)							
0199999	Individually Listed Claims Unpaid	540,108	0	0	0	0	540,108
0499999	Subtotals	540,108	0	0	0	0	540,108
0799999	Total Claims Unpaid	540,108	0	0	0	0	540,108

UNDERWRITING AND INVESTMENT EXHIBIT

Analysis of Claims Unpaid - Prior Year - Net of Reinsurance

Line of Business	Claims Paid Year to Date		Liability End of Current Quarter		5 Claims Incurred in Prior Years (Columns 1 + 3)	6 Estimated Claim Reserve and Claim Liability December 31 of Prior Year
	1 On Claims Incurred Prior to January 1 of Current Year	2 On Claims Incurred During the Year	3 On Claims Unpaid December 31 of Prior Year	4 On Claims Incurred During the Year		
1. Comprehensive (hospital and medical).....	34,209	70,914	15,317	92,705	49,526	49,526
2. Medicare Supplement.....					0	
3. Dental only.....					0	
4. Vision only.....					0	
5. Federal Employees Health Benefits Plan.....					0	
6. Title XVIII - Medicare.....					0	
7. Title XIX - Medicaid.....					0	
8. Other health.....					0	
9. Health subtotal (Lines 1 to 8).....	34,209	70,914	15,317	92,705	49,526	49,526
10. Healthcare receivables (a).....					0	
11. Other non-health.....					0	
12. Medical incentive pools and bonus amounts.....					0	
13. Totals (Lines 9-10+11+12).....	34,209	70,914	15,317	92,705	49,526	49,526

(a) Excludes \$.....0 loans or advances to providers not yet expensed.

NOTES TO FINANCIAL STATEMENTS

Note 1 – Summary of Significant Accounting Policies and Going Concern

A. Accounting Practices

The accompanying statutory financial statements of the Builders Exchange Benefit Plan ("BEX BP") have been prepared in accordance with the National Association of Insurance Commissioners ("NAIC") *Accounting Practices and Procedures Manual* except to the extent that Ohio state law differs. The State of Ohio has adopted certain prescribed accounting practices that differ from those used by the NAIC. The Ohio Department of Insurance recognizes only statutory accounting practices prescribed or permitted by the State of Ohio for determining and reporting the financial condition and results of operations of an insurance company. The *Accounting Practices and Procedures Manual* (NAIC SAP) has been adopted as a component of prescribed or permitted practices by the State of Ohio, and the State has adopted certain prescribed accounting practices that differ from those found in NAIC SAP.

	SSAP #	F/S Page	F/S Line #	2017 Period	2016
NET INCOME					
(1) BEX Benefit Plan state basis (Page 4, Line 32, Columns 2 & 3)	XXX	XXX	XXX	\$ 30,037	\$ 58,478
(2) State Prescribed Practice that is an increase/(decrease) from NAIC SAP					
(3) State Permitted Practice that is an increase/(decrease) from NAIC SAP					
(4) NAIC SAP (1 – 2 – 3 = 4)	XXX	XXX	XXX	\$ 30,037	\$ 58,478
SURPLUS					
(5) BEX Benefit Plan state basis (Page 3, line 33, Columns 3 & 4)	XXX	XXX	XXX	\$ 564,156	\$ 548,916
(6) State Prescribed Practice that is an increase/(decrease) from NAIC SAP					
(7) State Permitted Practice that is an increase/(decrease) from NAIC SAP					
(8) NAIC SAP (5 – 6 – 7 = 8)	XXX	XXX	XXX	\$ 564,156	\$ 548,916

B. Use of Estimates in the Preparation of the Financial Statement

These financial statements have been prepared in accordance with the NAIC Annual Statement Instructions and Accounting Practices and Procedures Manual. These require management to make estimates and assumptions that affect the amounts reported in the financial statement and accompanying notes. Actual results could differ from those estimates. Significant estimates made in preparing the financial statements include the reliability of long-lived assets

C. Accounting Policy

1. Cash and short-term investments include cash and US government and agency obligations with original dates of maturity of less than twelve months when purchased. Short-term investments are stated at amortized cost.
2. The company does not hold any Bonds.
3. The company does not hold any common stocks.
4. The company does not hold any preferred stocks.
5. The reporting entity holds no mortgage loans on real estate.
6. The company does not hold any Loan-backed securities.
7. The reporting entity has no investments in subsidiaries.
8. The reporting entity has no interests in joint ventures.
9. The reporting entity holds no derivatives.
10. The reporting entity does not utilize anticipated investment income as a factor in the premium deficiency calculation.
11. Unpaid losses and loss adjustment expenses are determined based on past experience, for losses incurred but not reported. Such liabilities are necessarily based on assumptions and estimates and while management believes the amount is adequate, the ultimate liability may be in excess of or less than the amount provided. The methods used to make such estimates, which establishes the resulting liability, are continually reviewed by management and contracted consultants. Any adjustments are reflected in the period in which the adjustment is determined. The reporting entity has no unpaid loss and loss adjustments.
12. The Company has not modified its capitalization policy from the prior period.
13. The company has no pharmaceutical rebate receivables.

NOTES TO FINANCIAL STATEMENTS

D. Going Concern

There is no substantial doubt about the Builders Exchange Benefit Plan's ability to continue as a going concern.

Note 2 – Accounting Changes and Corrections of Errors

No significant changes

Note 3 – Business Combinations and Goodwill

No significant change.

Note 4 – Discontinued Operations

No significant changes

Note 5 – Investments

No significant changes

Note 6 – Joint Ventures, Partnerships and Limited Liability Companies

No significant changes

Note 7 – Investment Income

No significant changes

Note 8 – Derivative Instruments

No significant changes

Note 9 – Income Taxes

No significant changes

Note 10 – Information Concerning Parent, Subsidiaries, Affiliates and Other Related Parties

No significant changes

Note 11 – Debt

None

Note 12 – Retirement Plans, Deferred Compensation, Postemployment Benefits and Compensated Absences and Other Postretirement Benefit Plans

None

Note 13 – Capital and Surplus, Dividend Restrictions and Quasi-Reorganizations

No significant changes

Note 14 – Liabilities, Contingencies and Assessments

A. Contingent Commitments - None

B. Assessments - None

C. Gain Contingencies - None

D. Claims Related Extra Contractual Obligation and Bad Faith Losses Stemming from Lawsuits - None

E. Joint and Several Liabilities - None

F. All Other Contingencies - None

Note 15 – Leases

No significant changes

Note 16 – Information about Financial Instruments with Off-Balance Sheet Risk and Financial Instruments with Concentrations of Credit Risk

No significant changes

Note 17 – Sale, Transfer and Servicing of Financial Assets and Extinguishments of Liabilities

No significant changes

Note 18 – Gain or Loss to the Reporting Entity from Uninsured Plans and the Portion of Partially Insured Plans

No significant changes

NOTES TO FINANCIAL STATEMENTS

Note 19 – Direct Premium Written/Produced by Managing General Agents/Third Party Administrators

No significant changes

Note 20 – Fair Value Measurements

None Applicable

Note 21 – Other Items

No significant changes

Note 22 – Events Subsequent

No significant changes

Note 23 – Reinsurance

No significant changes

Note 24 – Retrospectively Rated Contracts and Contracts Subject to Redetermination

E. Risk Sharing Provisions of the Affordable Care Act

(1) Did the reporting entity write accident and health insurance premium which is subject to the Affordable Care Act risk sharing provisions Yes [] No [X]

(2) Impact of Risk Sharing Provisions of the Affordable Care Act on admitted assets, liabilities and revenue for the current year:

a. Permanent ACA Risk Adjustment Program	AMOUNT
Assets	
1. Premium adjustments receivable due to ACA Risk Adjustment	\$
Liabilities	
2. Risk adjustment user fees payable for ACA Risk Adjustment	
3. Premium adjustments payable due to ACA Risk Adjustment	
Operations (Revenue & Expenses)	
4. Reported as revenue in premium for accident and health contracts (written/collected) due to ACA Risk Adjustment	
5. Reported in expenses as ACA Risk Adjustment user fees (incurred/paid)	\$

b. Transitional ACA Reinsurance Program	AMOUNT
Assets	
1. Amounts recoverable for claims paid due to ACA Reinsurance	\$
2. Amounts recoverable for claims unpaid due to ACA Reinsurance (contra liability)	
3. Amounts receivable relating to uninsured plans for contributions for ACA Reinsurance	
Liabilities	
4. Liabilities for contributions payable due to ACA Reinsurance – not reported as ceded premium	
5. Ceded reinsurance premiums payable due to ACA Reinsurance	
6. Liabilities for amounts held under uninsured plans contributions for ACA Reinsurance	\$
Operations (Revenue & Expenses)	
7. Ceded reinsurance premiums due to ACA Reinsurance	\$
8. Reinsurance recoveries (income statement) due to ACA Reinsurance payments or expected payments	
9. ACA Reinsurance contributions – not reported as ceded premium	\$

c. Temporary ACA Risk Corridors Program	AMOUNT
Assets	
1. Accrued retrospective premium due to ACA Risk Corridors	\$
Liabilities	
3. Reserve for rate credits or policy experience rating refunds due to ACA Risk Corridors	
Operations (Revenue & Expenses)	
3. Effect of ACA Risk Corridors on net premium income (paid/received)	
4. Effect of ACA Risk Corridors on change in reserves for rate credits	\$

(3) Roll forward of prior year ACA Risk Sharing Provisions for the following asset (gross of any nonadmission) and liability balances along with the reasons for adjustments to prior year balance: None

Note 25 – Change in Incurred Losses and Loss Adjustment Expenses

No significant changes

Note 26 – Intercompany Pooling Arrangements

No significant changes

Note 27 – Structured Settlements

Not Applicable for Health Entities

NOTES TO FINANCIAL STATEMENTS

Note 28 – Health Care Receivables

No significant changes

Note 29 – Participating policies

No significant changes

Note 30 – Premium Deficiency Reserves

No significant changes

Note 31 – Anticipated Salvage and Subrogation

GENERAL INTERROGATORIES

PART 1 - COMMON INTERROGATORIES

GENERAL

- 1.1 Did the reporting entity experience any material transactions requiring the filing of Disclosure of Material Transactions with the State of Domicile, as required by the Model Act? Yes [] No [X]
- 1.2 If yes, has the report been filed with the domiciliary state? Yes [] No []
- 2.1 Has any change been made during the year of this statement in the charter, by-laws, articles of incorporation, or deed of settlement of the reporting entity? Yes [] No [X]
- 2.2 If yes, date of change: _____
- 3.1 Is the reporting entity a member of an Insurance Holding Company System consisting of two or more affiliated persons, one or more of which is an insurer? Yes [] No [X]
If yes, complete Schedule Y, Parts 1 and 1A.
- 3.2 Have there been any substantial changes in the organizational chart since the prior quarter end? Yes [] No [X]
- 3.3 If the response to 3.2 is yes, provide a brief description of those changes.

- 4.1 Has the reporting entity been a party to a merger or consolidation during the period covered by this statement? Yes [] No [X]
- 4.2 If yes, provide name of entity, NAIC Company Code, and state of domicile (use two letter state abbreviation) for any entity that has ceased to exist as a result of the merger or consolidation.

1 Name of Entity	2 NAIC Company Code	3 State of Domicile

5. If the reporting entity is subject to a management agreement, including third-party administrator(s), managing general agent(s), attorney-in-fact, or similar agreement, have there been any significant changes regarding the terms of the agreement or principals involved? Yes [] No [X] N/A []
If yes, attach an explanation.

- 6.1 State as of what date the latest financial examination of the reporting entity was made or is being made. _____
- 6.2 State the as of date that the latest financial examination report became available from either the state of domicile or the reporting entity. This date should be the date of the examined balance sheet and not the date the report was completed or released. _____
- 6.3 State as of what date the latest financial examination report became available to other states or the public from either the state of domicile or the reporting entity. This is the release date or completion date of the examination report and not the date of the examination (balance sheet date). _____
- 6.4 By what department or departments? _____

- 6.5 Have all financial statement adjustments within the latest financial examination report been accounted for in a subsequent financial statement filed with Departments? Yes [] No [] N/A [X]
- 6.6 Have all of the recommendations within the latest financial examination report been complied with? Yes [] No [] N/A [X]

- 7.1 Has this reporting entity had any Certificates of Authority, licenses or registrations (including corporate registration, if applicable) suspended or revoked by any governmental entity during the reporting period? Yes [] No [X]

- 7.2 If yes, give full information: _____
- 8.1 Is the company a subsidiary of a bank holding company regulated with the Federal Reserve Board? Yes [] No [X]
- 8.2 If response to 8.1 is yes, please identify the name of the bank holding company.

- 8.3 Is the company affiliated with one or more banks, thrifts or securities firms? Yes [] No [X]

- 8.4 If the response to 8.3 is yes, please provide below the names and location (city and state of the main office) of any affiliates regulated by a federal regulatory services agency [i.e. the Federal Reserve Board (FRB), the Office of the Comptroller of the Currency (OCC), the Federal Deposit Insurance Corporation (FDIC) and the Securities Exchange Commission (SEC)] and identify the affiliate's primary federal regulator.

1 Affiliate Name	2 Location (City, State)	3 FRB	4 OCC	5 FDIC	6 SEC

- 9.1 Are the senior officers (principal executive officer, principal financial officer, principal accounting officer or controller, or persons performing similar functions) of the reporting entity subject to a code of ethics, which includes the following standards? Yes [X] No []

- (a) Honest and ethical conduct, including the ethical handling of actual or apparent conflicts of interest between personal and professional relationships;
- (b) Full, fair, accurate, timely and understandable disclosure in the periodic reports required to be filed by the reporting entity;
- (c) Compliance with applicable governmental laws, rules and regulations;
- (d) The prompt internal reporting of violations to an appropriate person or persons identified in the code; and
- (e) Accountability for adherence to the code.

- 9.11 If the response to 9.1 is No, please explain: _____
- 9.2 Has the code of ethics for senior managers been amended? Yes [] No [X]
- 9.21 If the response to 9.2 is Yes, provide information related to amendment(s).

- 9.3 Have any provisions of the code of ethics been waived for any of the specified officers? Yes [] No [X]

- 9.31 If the response to 9.3 is Yes, provide the nature of any waiver(s).

FINANCIAL

- 10.1 Does the reporting entity report any amounts due from parent, subsidiaries or affiliates on Page 2 of this statement? Yes [] No [X]

GENERAL INTERROGATORIES

PART 1 - COMMON INTERROGATORIES

10.2 If yes, indicate any amounts receivable from parent included in the Page 2 amount: \$ 0

INVESTMENT

11.1 Were any of the stocks, bonds, or other assets of the reporting entity loaned, placed under option agreement, or otherwise made available for use by another person? (Exclude securities under securities lending agreements.) Yes [] No [X]

11.2 If yes, give full and complete information relating thereto:

12. Amount of real estate and mortgages held in other invested assets in Schedule BA: \$ 0

13. Amount of real estate and mortgages held in short-term investments: \$ 0

14.1 Does the reporting entity have any investments in parent, subsidiaries and affiliates? Yes [] No [X]

14.2 If yes, please complete the following:

	1 Prior Year End Book/Adjusted Carrying Value	2 Current Quarter Book/Adjusted Carrying Value
14.21 Bonds	\$ 0	\$ 0
14.22 Preferred Stock	0	0
14.23 Common Stock	0	0
14.24 Short-Term Investments	0	0
14.25 Mortgage Loans on Real Estate	0	0
14.26 All Other	0	0
14.27 Total Investment in Parent, Subsidiaries and Affiliates (Subtotal Lines 14.21 to 14.26)	\$ 0	\$ 0
14.28 Total Investment in Parent included in Lines 14.21 to 14.26 above	\$ 0	\$ 0

15.1 Has the reporting entity entered into any hedging transactions reported on Schedule DB? Yes [] No [X]

15.2 If yes, has a comprehensive description of the hedging program been made available to the domiciliary state? Yes [] No []

If no, attach a description with this statement.

16. For the reporting entity's security lending program, state the amount of the following as of current statement date:

16.1 Total fair value of reinvested collateral assets reported on Schedule DL, Parts 1 and 2: \$ 0

16.2 Total book adjusted/carrying value of reinvested collateral assets reported on Schedule DL, Parts 1 and 2: \$ 0

16.3 Total payable for securities lending reported on the liability page: \$ 0

17. Excluding items in Schedule E-Part 3-Special Deposits, real estate, mortgage loans and investments held physically in the reporting entity's offices, vaults or safety deposit boxes, were all stocks, bonds and other securities, owned throughout the current year held pursuant to a custodial agreement with a qualified bank or trust company in accordance with Section 1, III - General Examination Considerations, F. Outsourcing of Critical Functions, Custodial or Safekeeping Agreements of the NAIC *Financial Condition Examiners Handbook*? Yes [X] No []

17.1 For all agreements that comply with the requirements of the NAIC *Financial Condition Examiners Handbook*, complete the following:

1 Name of Custodian(s)	2 Custodian Address
PNC	249 Fifth Avenue, One PNC Plaza, Pittsburgh, PA 15222

17.2 For all agreements that do not comply with the requirements of the NAIC *Financial Condition Examiners Handbook*, provide the name, location and a complete explanation:

1 Name(s)	2 Location(s)	3 Complete Explanation(s)

17.3 Have there been any changes, including name changes, in the custodian(s) identified in 17.1 during the current quarter? Yes [] No [X]

17.4 If yes, give full and complete information relating thereto:

1 Old Custodian	2 New Custodian	3 Date of Change	4 Reason

17.5 Investment management – Identify all investment advisors, investment managers, broker/dealers, including individuals that have the authority to make investment decisions on behalf of the reporting entity. For assets that are managed internally by employees of the reporting entity, note as such ["...that have access to the investment accounts", "handle securities"].

1 Name of Firm or Individual	2 Affiliation

17.5097 For those firms/individuals listed in the table for Question 17.5, do any firms/individuals unaffiliated with the reporting entity (i.e., designated with a "U") manage more than 10% of the reporting entity's assets? Yes [] No []

17.5098 For firms/individuals unaffiliated with the reporting entity (i.e., designated with a "U") listed in the table for Question 17.5, does the total assets under management aggregate to more than 50% of the reporting entity's assets? Yes [] No []

17.6 For those firms or individuals listed in the table for 17.5 with an affiliation code of "A" (affiliated) or "U" (unaffiliated), provide the information for the table below.

1 Central Registration Depository Number	2 Name of Firm or Individual	3 Legal Entity Identifier (LEI)	4 Registered With	5 Investment Management Agreement (IMA) Filed

18.1 Have all the filing requirements of the *Purposes and Procedures Manual of the NAIC Investment Analysis Office* been followed? Yes [X] No []

18.2 If no, list exceptions:

GENERAL INTERROGATORIES (continued)
PART 2 - HEALTH

1. Operating Percentages:

- 1.1 A&H loss percent
- 1.2 A&H cost containment percent
- 1.3 A&H expense percent excluding cost containment expenses

NONE

0.0 %
0.0 %
0.0 %

- 2.1 Do you act as a custodian for health savings accounts?
- 2.2 If yes, please provide the amount of custodial funds held as of the reporting date.
- 2.3 Do you act as an administrator for health savings accounts?
- 2.4 If yes, please provide the amount of funds administered as of the reporting date.

Yes [] No []
0
Yes [] No []
0

SCHEDULE S - CEDED REINSURANCE

Showing All New Reinsurance Treaties - Current Year to Date

1	2	3	4	5	6	7	8	9
NAIC Company Code	ID Number	Effective Date	Name of Reinsurer	Domiciliary Jurisdiction	Type of Reinsurance Ceded	Type of Reinsurer	Certified Reinsurer Rating (1 through 6)	Effective Date of Certified Reinsurer Rating
A&H Non-Affiliates								
60016.....	55-0765726.....	01/01/2017	THP Insurance Company.....	WV.....	QA/G.....	Authorized.....		
60016.....	55-0765726.....	01/01/2017	THP Insurance Company.....	WV.....	SSL/G.....	Authorized.....		
60016.....	55-0765726.....	01/01/2017	THP Insurance Company.....	WV.....	ASL/G.....	Authorized.....		

SCHEDULE T - PREMIUMS AND OTHER CONSIDERATIONS

Current Year to Date - Allocated by States and Territories

State, Etc.	1 Active Status	Direct Business Only							
		2 Accident and Health Premiums	3 Medicare Title XVIII	4 Medicaid Title XIX	5 Federal Employees Health Benefits Program Premiums	6 Life and Annuity Premiums and Other Considerations	7 Property/Casualty Premiums	8 Total Columns 2 through 7	9 Deposit-Type Contracts
1. Alabama.....AL	.N								.0
2. Alaska.....AK	.N								.0
3. Arizona.....AZ	.N								.0
4. Arkansas.....AR	.N								.0
5. California.....CA	.N								.0
6. Colorado.....CO	.N								.0
7. Connecticut.....CT	.N								.0
8. Delaware.....DE	.N								.0
9. District of Columbia.....DC	.N								.0
10. Florida.....FL	.N								.0
11. Georgia.....GA	.N								.0
12. Hawaii.....HI	.N								.0
13. Idaho.....ID	.N								.0
14. Illinois.....IL	.N								.0
15. Indiana.....IN	.N								.0
16. Iowa.....IA	.N								.0
17. Kansas.....KS	.N								.0
18. Kentucky.....KY	.N								.0
19. Louisiana.....LA	.N								.0
20. Maine.....ME	.N								.0
21. Maryland.....MD	.N								.0
22. Massachusetts.....MA	.N								.0
23. Michigan.....MI	.N								.0
24. Minnesota.....MN	.N								.0
25. Mississippi.....MS	.N								.0
26. Missouri.....MO	.N								.0
27. Montana.....MT	.N								.0
28. Nebraska.....NE	.N								.0
29. Nevada.....NV	.N								.0
30. New Hampshire.....NH	.N								.0
31. New Jersey.....NJ	.N								.0
32. New Mexico.....NM	.N								.0
33. New York.....NY	.N								.0
34. North Carolina.....NC	.N								.0
35. North Dakota.....ND	.N								.0
36. Ohio.....OH	.L	1,310,867							1,310,867
37. Oklahoma.....OK	.N								.0
38. Oregon.....OR	.N								.0
39. Pennsylvania.....PA	.N								.0
40. Rhode Island.....RI	.N								.0
41. South Carolina.....SC	.N								.0
42. South Dakota.....SD	.N								.0
43. Tennessee.....TN	.N								.0
44. Texas.....TX	.N								.0
45. Utah.....UT	.N								.0
46. Vermont.....VT	.N								.0
47. Virginia.....VA	.N								.0
48. Washington.....WA	.N								.0
49. West Virginia.....WV	.N								.0
50. Wisconsin.....WI	.N								.0
51. Wyoming.....WY	.N								.0
52. American Samoa.....AS	.N								.0
53. Guam.....GU	.N								.0
54. Puerto Rico.....PR	.N								.0
55. U.S. Virgin Islands.....VI	.N								.0
56. Northern Mariana Islands.....MP	.N								.0
57. Canada.....CAN	.N								.0
58. Aggregate Other alien.....OT	.XXX	.0	.0	.0	.0	.0	.0	.0	.0
59. Subtotal.....	.XXX	1,310,867	.0	.0	.0	.0	.0	1,310,867	.0
60. Reporting entity contributions for Employee Benefit Plans.....	.XXX							.0	
61. Total (Direct Business).....	(a)....1	1,310,867	.0	.0	.0	.0	.0	1,310,867	.0

DETAILS OF WRITE-INS

58001.....								.0	
58002.....								.0	
58003.....								.0	
58998. Summary of remaining write-ins for line 58 from overflow page.....		.0	.0	.0	.0	.0	.0	.0	.0
58999. Total (Lines 58001 thru 58003 plus 58998) (Line 58 above).....		.0	.0	.0	.0	.0	.0	.0	.0

(L) - Licensed or Chartered - Licensed Insurance Carrier or Domiciled RRG; (R) - Registered - Non-domiciled RRGs; (Q) - Qualified - Qualified or Accredited Reinsurer;

(E) - Eligible - Reporting Entities eligible or approved to write Surplus Lines in the state; (N) - None of the above - Not allowed to write business in the state.

(a) Insert the number of L responses except for Canada and Other Alien.

Sch. Y - Pt. 1
NONE

Sch. Y - Pt. 1A
NONE

SUPPLEMENTAL EXHIBITS AND SCHEDULES INTERROGATORIES

The following supplemental reports are required to be filed as part of your statement filing. However, in the event that your company does not transact the type of business for which the special report must be filed, your response of NO to the specific interrogatory will be accepted in lieu of filing a "NONE" report and a bar code will be printed below. If the supplement is required of your company but is not being filed for whatever reason, enter SEE EXPLANATION and provide an explanation following the interrogatory questions.

Response

1. Will the Medicare Part D Coverage Supplement be filed with the state of domicile and the NAIC with this statement?

NO

Explanation:

1. The data for this supplement is not required to be filed.

Bar Code:



Overflow Page
NONE

Sch. A - Verification
NONE

Sch. B - Verification
NONE

Sch. BA - Verification
NONE

Sch. D - Verification
NONE

Sch. D - Pt. 1B
NONE

SCHEDULE DA - PART 1

Short-Term Investments

	1 Book/Adjusted Carrying Value	2 Par Value	3 Actual Cost	4 Interest Collected Year To Date	5 Paid for Accrued Interest Year To Date
9199999.....497,062XXX.....510,000716211

SCHEDULE DA - VERIFICATION

Short-Term Investments

	1 Year To Date	2 Prior Year Ended December 31
1. Book/adjusted carrying value, December 31 of prior year.....498,928509,989
2. Cost of short-term investments acquired.....
3. Accrual of discount.....
4. Unrealized valuation increase (decrease).....(1,866)
5. Total gain (loss) on disposals.....(11,061)
6. Deduct consideration received on disposals.....
7. Deduct amortization of premium.....
8. Total foreign exchange change in book/adjusted carrying value.....
9. Deduct current year's other-than-temporary impairment recognized.....
10. Book/adjusted carrying value at end of current period (Lines 1+2+3+4+5-6-7+8-9).....497,062498,928
11. Deduct total nonadmitted amounts.....
12. Statement value at end of current period (Line 10 minus Line 11).....497,062498,928

**Sch. DB - Pt. A - Verification
NONE**

**Sch. DB - Pt. B - Verification
NONE**

**Sch. DB - Pt. C - Sn. 1
NONE**

**Sch. DB - Pt. C - Sn. 2
NONE**

**Sch. DB - Verification
NONE**

**Sch. E - Verification
NONE**

**Sch. A - Pt. 2
NONE**

**Sch. A - Pt. 3
NONE**

**Sch. B - Pt. 2
NONE**

**Sch. B - Pt. 3
NONE**

**Sch. BA - Pt. 2
NONE**

**Sch. BA - Pt. 3
NONE**

**Sch. D - Pt. 3
NONE**

**Sch. D - Pt. 4
NONE**

**Sch. DB - Pt. A - Sn. 1
NONE**

**Sch. DB - Pt. B - Sn. 1
NONE**

**Sch. DB - Pt. D - Sn. 1
NONE**

**Sch. DB - Pt. D - Sn. 2
NONE**

**Sch. DL - Pt. 1
NONE**

**Sch. DL - Pt. 2
NONE**

SCHEDULE E - PART 1 - CASH

Month End Depository Balances

1 Depository	2 Code	3 Rate of Interest	4 Amount of Interest Received During Current Quarter	5 Amount of Interest Accrued at Current Statement Date	Book Balance at End of Each Month During Current Quarter			9 *
					6 First Month	7 Second Month	8 Third Month	
Open Depositories								
PNC Bank.....					650,889	537,447	723,478	XXX
249 Fifth Avenue, One PNC Plaza, Pittsburgh, PA 15222								
0199999. Total Open Depositories.....	XXX	XXX	0	0	650,889	537,447	723,478	XXX
0399999. Total Cash on Deposit.....	XXX	XXX	0	0	650,889	537,447	723,478	XXX
0599999. Total Cash.....	XXX	XXX	0	0	650,889	537,447	723,478	XXX

SCHEDULE E - PART 2 - CASH EQUIVALENTS

Show Investments Owned End of Current Quarter

1 Description	2 Code	3 Date Acquired	4 Rate of Interest	5 Maturity Date	6 Book/Adjusted Carrying Value	7 Amount of Interest Due & Accrued	8 Amount Received During Year
------------------	-----------	--------------------	-----------------------	--------------------	-----------------------------------	---------------------------------------	----------------------------------

NONE



MEDICARE PART D COVERAGE SUPPLEMENT

(Net of Reinsurance)

NAIC Group Code.....0

NAIC Company Code.....118

	Individual Coverage		Group Coverage		5
	1 Insured	2 Uninsured	3 Insured	4 Uninsured	Total Cash
1. Premiums collected.....		.XXX		.XXX	.0
2. Earned premiums.....		.XXX		.XXX	.XXX
3. Claims paid.....		.XXX		.XXX	.0
4. Claims incurred.....	NONE				.XXX
5. Reinsurance coverage and low income cost sharing - claims paid net of reimbursements applied (a).....	.XXX		.XXX		.0
6. Aggregate policy reserves - change.....		.XXX		.XXX	.XXX
7. Expenses paid.....		.XXX		.XXX	.0
8. Expenses incurred.....		.XXX		.XXX	.XXX
9. Underwriting gain or loss.....	.0	.XXX	.0	.XXX	.XXX
10. Cash flow results.....	.XXX	.XXX	.XXX	.XXX	.0

(a) Uninsured Receivable/Payable with CMS at End of Quarter \$.0 due from CMS or \$.0 due to CMS.