



PROPERTY AND CASUALTY COMPANIES - ASSOCIATION EDITION

ANNUAL STATEMENT
FOR THE YEAR ENDED DECEMBER 31, 2016
OF THE CONDITION AND AFFAIRS OF THE

Bristol West Insurance Company

NAIC Group Code	0069 (Current)	0212 (Prior)	NAIC Company Code	19658	Employer's ID Number	38-1865162
Organized under the Laws of	Ohio			State of Domicile or Port of Entry	OH	
Country of Domicile	United States of America					
Incorporated/Organized	02/09/1968			Commenced Business	06/10/1968	
Statutory Home Office	Rockside Center III 5990 West Creek Road (Street and Number)			Independence , OH, US 44131 (City or Town, State, Country and Zip Code)		
Main Administrative Office	900 S. Pine Island Rd. Suite 600 (Street and Number)					
	Plantation , FL, US 33324 (City or Town, State, Country and Zip Code)			888-888-0080 (Area Code) (Telephone Number)		
Mail Address	900 S. Pine Island Rd. Suite 600 (Street and Number or P.O. Box)			Plantation , FL, US 33324 (City or Town, State, Country and Zip Code)		
Primary Location of Books and Records	900 S. Pine Island Rd. Suite 600 (Street and Number)					
	Plantation , FL, US 33324 (City or Town, State, Country and Zip Code)			888-888-0080 (Area Code) (Telephone Number)		
Internet Website Address	www.bristolwest.com					
Statutory Statement Contact	Maria Eugenia Aguilera (Name)			888-888-0080 (Area Code) (Telephone Number)		
	mary.aguilera@bristolwest.com (E-mail Address)			954-316-5218 (FAX Number)		

OFFICERS

President	Sharon Riegel Fernandez #	Treasurer	Maria Eugenia Aguilera
Secretary	Martin Robert Brown		

OTHER

Maite Irakoze Baur #	Victoria Louise McCarthy	Ronald Gregory Myhan
Todd Michael Williams		

DIRECTORS OR TRUSTEES

Marla Beth Bleavins #	Thomas David Brown	Sharon Riegel Fernandez #
Janice Gale Scott	Todd Michael Williams #	

State of Florida SS:
County of Broward

The officers of this reporting entity being duly sworn, each depose and say that they are the described officers of said reporting entity, and that on the reporting period stated above, all of the herein described assets were the absolute property of the said reporting entity, free and clear from any liens or claims thereon, except as herein stated, and that this statement, together with related exhibits, schedules and explanations therein contained, annexed or referred to, is a full and true statement of all the assets and liabilities and of the condition and affairs of the said reporting entity as of the reporting period stated above, and of its income and deductions therefrom for the period ended, and have been completed in accordance with the NAIC Annual Statement Instructions and Accounting Practices and Procedures manual except to the extent that: (1) state law may differ; or, (2) that state rules or regulations require differences in reporting not related to accounting practices and procedures, according to the best of their information, knowledge and belief, respectively. Furthermore, the scope of this attestation by the described officers also includes the related corresponding electronic filing with the NAIC, when required, that is an exact copy (except for formatting differences due to electronic filing) of the enclosed statement. The electronic filing may be requested by various regulators in lieu of or in addition to the enclosed statement.

Sharon R. Fernandez President	Martin R. Brown Secretary	Maria E. Aguilera Treasurer
Subscribed and sworn to before me this 27th day of February, 2017		a. Is this an original filing? b. If no, 1. State the amendment number..... 2. Date filed 3. Number of pages attached.....
Nancy Becker Notary Public 10/22/2017		Yes [X] No []



ANNUAL STATEMENT FOR THE YEAR 2016 OF THE Bristol West Insurance Company

EXHIBIT OF PREMIUMS AND LOSSES (Statutory Page 14)

NAIC Group Code 0069 BUSINESS IN THE STATE OF Alabama DURING THE YEAR 2016 NAIC Company Code 19658

Line of Business	Gross Premiums, Including Policy and Membership Fees, Less Return Premiums and Premiums on Policies not Taken		3 Dividends Paid or Credited to Policyholders on Direct Business	4 Direct Unearned Premium Reserves	5 Direct Losses Paid (deducting salvage)	6 Direct Losses Incurred	7 Direct Losses Unpaid	8 Direct Defense and Cost Containment Expense Paid	9 Direct Defense and Cost Containment Expense Incurred	10 Direct Defense and Cost Containment Expense Unpaid	11 Commissions and Brokerage Expenses	12 Taxes, Licenses and Fees
	1 Direct Premiums Written	2 Direct Premiums Earned										
1. Fire												
2.1 Allied lines												
2.2 Multiple peril crop												
2.3 Federal flood												
2.4 Private crop												
2.5 Private flood												
3. Farmowners multiple peril												
4. Homeowners multiple peril												
5.1 Commercial multiple peril (non-liability portion)												
5.2 Commercial multiple peril (liability portion)												
6. Mortgage guaranty												
8. Ocean marine												
9. Inland marine												
10. Financial guaranty												
11. Medical professional liability												
12. Earthquake												
13. Group accident and health (b)												
14. Credit accident and health (group and individual)												
15.1 Collectively renewable accident and health (b)												
15.2 Non-cancelable accident and health(b)												
15.3 Guaranteed renewable accident and health(b)												
15.4 Non-renewable for stated reasons only (b)												
15.5 Other accident only												
15.6 Medicare Title XVIII exempt from state taxes or fees												
15.7 All other accident and health (b)												
15.8 Federal employees health benefits plan premium (b)												
16. Workers' compensation												
17.1 Other Liability - occurrence												
17.2 Other Liability - claims made												
17.3 Excess workers' compensation												
18. Products liability												
19.1 Private passenger auto no-fault (personal injury protection)												
19.2 Other private passenger auto liability	4,003,867	3,912,410		975,648	2,017,320	1,829,460	1,479,003	32,099	69,070	115,732	383,015	234,735
19.3 Commercial auto no-fault (personal injury protection)												
19.4 Other commercial auto liability												
21.1 Private passenger auto physical damage	1,805,764	1,765,804		478,992	980,517	1,001,602	87,856	1,712	246	741	182,639	103,481
21.2 Commercial auto physical damage												
22. Aircraft (all perils)												
23. Fidelity												
24. Surety												
26. Burglary and theft												
27. Boiler and machinery												
28. Credit												
30. Warranty												
34. Aggregate write-ins for other lines of business												
35. TOTALS (a)	5,809,631	5,678,214		1,454,640	2,997,837	2,831,062	1,566,859	33,811	69,316	116,473	565,654	338,216
DETAILS OF WRITE-INS												
3401.												
3402.												
3403.												
3498. Summary of remaining write-ins for Line 34 from overflow page												
3499. Totals (Lines 3401 thru 3403 plus 3498)(Line 34 above)												

(a) Finance and service charges not included in Lines 1 to 35 \$ 260,824

(b) For health business on indicated lines report: Number of persons insured under PPO managed care products and number of persons insured under indemnity only products .



ANNUAL STATEMENT FOR THE YEAR 2016 OF THE Bristol West Insurance Company

EXHIBIT OF PREMIUMS AND LOSSES (Statutory Page 14)

NAIC Group Code 0069 BUSINESS IN THE STATE OF Arizona DURING THE YEAR 2016 NAIC Company Code 19658

Line of Business	Gross Premiums, Including Policy and Membership Fees, Less Return Premiums and Premiums on Policies not Taken		3 Dividends Paid or Credited to Policyholders on Direct Business	4 Direct Unearned Premium Reserves	5 Direct Losses Paid (deducting salvage)	6 Direct Losses Incurred	7 Direct Losses Unpaid	8 Direct Defense and Cost Containment Expense Paid	9 Direct Defense and Cost Containment Expense Incurred	10 Direct Defense and Cost Containment Expense Unpaid	11 Commissions and Brokerage Expenses	12 Taxes, Licenses and Fees
	1 Direct Premiums Written	2 Direct Premiums Earned										
1. Fire												
2.1 Allied lines												
2.2 Multiple peril crop												
2.3 Federal flood												
2.4 Private crop												
2.5 Private flood												
3. Farmowners multiple peril												
4. Homeowners multiple peril												
5.1 Commercial multiple peril (non-liability portion)												
5.2 Commercial multiple peril (liability portion)												
6. Mortgage guaranty												
8. Ocean marine												
9. Inland marine												
10. Financial guaranty												
11. Medical professional liability												
12. Earthquake												
13. Group accident and health (b)												
14. Credit accident and health (group and individual)												
15.1 Collectively renewable accident and health (b)												
15.2 Non-cancelable accident and health(b)												
15.3 Guaranteed renewable accident and health(b)												
15.4 Non-renewable for stated reasons only (b)												
15.5 Other accident only												
15.6 Medicare Title XVIII exempt from state taxes or fees												
15.7 All other accident and health (b)												
15.8 Federal employees health benefits plan premium (b)												
16. Workers' compensation												
17.1 Other Liability - occurrence												
17.2 Other Liability - claims made												
17.3 Excess workers' compensation												
18. Products liability												
19.1 Private passenger auto no-fault (personal injury protection)												
19.2 Other private passenger auto liability												
19.3 Commercial auto no-fault (personal injury protection)												
19.4 Other commercial auto liability												
21.1 Private passenger auto physical damage												
21.2 Commercial auto physical damage												
22. Aircraft (all perils)												
23. Fidelity												
24. Surety												
26. Burglary and theft												
27. Boiler and machinery												
28. Credit												
30. Warranty												
34. Aggregate write-ins for other lines of business												
35. TOTALS (a)												
DETAILS OF WRITE-INS												
3401.												
3402.												
3403.												
3498. Summary of remaining write-ins for Line 34 from overflow page												
3499. Totals (Lines 3401 thru 3403 plus 3498)(Line 34 above)												

(a) Finance and service charges not included in Lines 1 to 35 \$
(b) For health business on indicated lines report: Number of persons insured under PPO managed care products and number of persons insured under indemnity only products



ANNUAL STATEMENT FOR THE YEAR 2016 OF THE Bristol West Insurance Company

EXHIBIT OF PREMIUMS AND LOSSES (Statutory Page 14)

NAIC Group Code 0069 BUSINESS IN THE STATE OF Arkansas DURING THE YEAR 2016 NAIC Company Code 19658

Line of Business	Gross Premiums, Including Policy and Membership Fees, Less Return Premiums and Premiums on Policies not Taken		3 Dividends Paid or Credited to Policyholders on Direct Business	4 Direct Unearned Premium Reserves	5 Direct Losses Paid (deducting salvage)	6 Direct Losses Incurred	7 Direct Losses Unpaid	8 Direct Defense and Cost Containment Expense Paid	9 Direct Defense and Cost Containment Expense Incurred	10 Direct Defense and Cost Containment Expense Unpaid	11 Commissions and Brokerage Expenses	12 Taxes, Licenses and Fees
	1 Direct Premiums Written	2 Direct Premiums Earned										
1. Fire												
2.1 Allied lines												
2.2 Multiple peril crop												
2.3 Federal flood												
2.4 Private crop												
2.5 Private flood												
3. Farmowners multiple peril												
4. Homeowners multiple peril												
5.1 Commercial multiple peril (non-liability portion)												
5.2 Commercial multiple peril (liability portion)												
6. Mortgage guaranty												
8. Ocean marine												
9. Inland marine												
10. Financial guaranty												
11. Medical professional liability												
12. Earthquake												
13. Group accident and health (b)												
14. Credit accident and health (group and individual)												
15.1 Collectively renewable accident and health (b)												
15.2 Non-cancelable accident and health(b)												
15.3 Guaranteed renewable accident and health(b)												
15.4 Non-renewable for stated reasons only (b)												
15.5 Other accident only												
15.6 Medicare Title XVIII exempt from state taxes or fees												
15.7 All other accident and health (b)												
15.8 Federal employees health benefits plan premium (b)												
16. Workers' compensation												
17.1 Other Liability - occurrence												
17.2 Other Liability - claims made												
17.3 Excess workers' compensation												
18. Products liability												
19.1 Private passenger auto no-fault (personal injury protection)	50,734	53,602		13,033	32,717	27,920	15,265		(1,891)	482	4,968	4,241
19.2 Other private passenger auto liability	1,550,092	1,627,687		380,086	931,544	843,109	1,034,510	10,739	(23,652)	17,079	150,491	138,251
19.3 Commercial auto no-fault (personal injury protection)												
19.4 Other commercial auto liability												
21.1 Private passenger auto physical damage	608,683	653,161		143,120	370,503	383,024	43,282	749	38	763	59,439	55,347
21.2 Commercial auto physical damage												
22. Aircraft (all perils)												
23. Fidelity												
24. Surety												
26. Burglary and theft												
27. Boiler and machinery												
28. Credit												
30. Warranty												
34. Aggregate write-ins for other lines of business												
35. TOTALS (a)	2,209,509	2,334,450		536,239	1,334,764	1,254,053	1,093,057	11,488	(25,505)	18,324	214,898	197,839
DETAILS OF WRITE-INS												
3401.												
3402.												
3403.												
3498. Summary of remaining write-ins for Line 34 from overflow page												
3499. Totals (Lines 3401 thru 3403 plus 3498)(Line 34 above)												

(a) Finance and service charges not included in Lines 1 to 35 \$ 143,008
(b) For health business on indicated lines report: Number of persons insured under PPO managed care products and number of persons insured under indemnity only products



ANNUAL STATEMENT FOR THE YEAR 2016 OF THE Bristol West Insurance Company

EXHIBIT OF PREMIUMS AND LOSSES (Statutory Page 14)

NAIC Group Code 0069 BUSINESS IN THE STATE OF Colorado DURING THE YEAR 2016 NAIC Company Code 19658

Line of Business	Gross Premiums, Including Policy and Membership Fees, Less Return Premiums and Premiums on Policies not Taken		3 Dividends Paid or Credited to Policyholders on Direct Business	4 Direct Unearned Premium Reserves	5 Direct Losses Paid (deducting salvage)	6 Direct Losses Incurred	7 Direct Losses Unpaid	8 Direct Defense and Cost Containment Expense Paid	9 Direct Defense and Cost Containment Expense Incurred	10 Direct Defense and Cost Containment Expense Unpaid	11 Commissions and Brokerage Expenses	12 Taxes, Licenses and Fees
	1 Direct Premiums Written	2 Direct Premiums Earned										
1. Fire												
2.1 Allied lines												
2.2 Multiple peril crop												
2.3 Federal flood												
2.4 Private crop												
2.5 Private flood												
3. Farmowners multiple peril												
4. Homeowners multiple peril												
5.1 Commercial multiple peril (non-liability portion)												
5.2 Commercial multiple peril (liability portion)												
6. Mortgage guaranty												
8. Ocean marine												
9. Inland marine												
10. Financial guaranty												
11. Medical professional liability												
12. Earthquake												
13. Group accident and health (b)												
14. Credit accident and health (group and individual)												
15.1 Collectively renewable accident and health (b)												
15.2 Non-cancelable accident and health(b)												
15.3 Guaranteed renewable accident and health(b)												
15.4 Non-renewable for stated reasons only (b)												
15.5 Other accident only												
15.6 Medicare Title XVIII exempt from state taxes or fees												
15.7 All other accident and health (b)												
15.8 Federal employees health benefits plan premium (b)												
16. Workers' compensation												
17.1 Other Liability - occurrence												
17.2 Other Liability - claims made												
17.3 Excess workers' compensation												
18. Products liability												
19.1 Private passenger auto no-fault (personal injury protection)												
19.2 Other private passenger auto liability	36,797,730	37,323,368		9,207,562	22,918,969	23,770,808	25,242,496	719,387	955,481	889,920	3,731,319	786,939
19.3 Commercial auto no-fault (personal injury protection)												
19.4 Other commercial auto liability												
21.1 Private passenger auto physical damage	17,510,720	17,998,933		4,418,884	13,906,222	13,917,652	1,025,480	7,780	3,274	4,007	1,850,942	376,665
21.2 Commercial auto physical damage												
22. Aircraft (all perils)												
23. Fidelity												
24. Surety												
26. Burglary and theft												
27. Boiler and machinery												
28. Credit												
30. Warranty												
34. Aggregate write-ins for other lines of business												
35. TOTALS (a)	54,308,450	55,322,301		13,626,446	36,825,191	37,688,460	26,267,976	727,167	958,755	893,927	5,582,261	1,163,604
DETAILS OF WRITE-INS												
3401.												
3402.												
3403.												
3498. Summary of remaining write-ins for Line 34 from overflow page												
3499. Totals (Lines 3401 thru 3403 plus 3498)(Line 34 above)												

(a) Finance and service charges not included in Lines 1 to 35 \$ 2,981,056

(b) For health business on indicated lines report: Number of persons insured under PPO managed care products and number of persons insured under indemnity only products .



ANNUAL STATEMENT FOR THE YEAR 2016 OF THE Bristol West Insurance Company

EXHIBIT OF PREMIUMS AND LOSSES (Statutory Page 14)

NAIC Group Code 0069 BUSINESS IN THE STATE OF Connecticut DURING THE YEAR 2016 NAIC Company Code 19658

Line of Business	Gross Premiums, Including Policy and Membership Fees, Less Return Premiums and Premiums on Policies not Taken		3 Dividends Paid or Credited to Policyholders on Direct Business	4 Direct Unearned Premium Reserves	5 Direct Losses Paid (deducting salvage)	6 Direct Losses Incurred	7 Direct Losses Unpaid	8 Direct Defense and Cost Containment Expense Paid	9 Direct Defense and Cost Containment Expense Incurred	10 Direct Defense and Cost Containment Expense Unpaid	11 Commissions and Brokerage Expenses	12 Taxes, Licenses and Fees
	1 Direct Premiums Written	2 Direct Premiums Earned										
1. Fire												
2.1 Allied lines												
2.2 Multiple peril crop												
2.3 Federal flood												
2.4 Private crop												
2.5 Private flood												
3. Farmowners multiple peril												
4. Homeowners multiple peril												
5.1 Commercial multiple peril (non-liability portion)												
5.2 Commercial multiple peril (liability portion)												
6. Mortgage guaranty												
8. Ocean marine												
9. Inland marine												
10. Financial guaranty												
11. Medical professional liability												
12. Earthquake												
13. Group accident and health (b)												
14. Credit accident and health (group and individual)												
15.1 Collectively renewable accident and health (b)												
15.2 Non-cancelable accident and health(b)												
15.3 Guaranteed renewable accident and health(b)												
15.4 Non-renewable for stated reasons only (b)												
15.5 Other accident only												
15.6 Medicare Title XVIII exempt from state taxes or fees												
15.7 All other accident and health (b)												
15.8 Federal employees health benefits plan premium (b)												
16. Workers' compensation												
17.1 Other Liability - occurrence												
17.2 Other Liability - claims made												
17.3 Excess workers' compensation												
18. Products liability												
19.1 Private passenger auto no-fault (personal injury protection)												
19.2 Other private passenger auto liability												
19.3 Commercial auto no-fault (personal injury protection)												
19.4 Other commercial auto liability												
21.1 Private passenger auto physical damage												
21.2 Commercial auto physical damage												
22. Aircraft (all perils)												
23. Fidelity												
24. Surety												
26. Burglary and theft												
27. Boiler and machinery												
28. Credit												
30. Warranty												
34. Aggregate write-ins for other lines of business												
35. TOTALS (a)												
DETAILS OF WRITE-INS												
3401.												
3402.												
3403.												
3498. Summary of remaining write-ins for Line 34 from overflow page												
3499. Totals (Lines 3401 thru 3403 plus 3498)(Line 34 above)												

(a) Finance and service charges not included in Lines 1 to 35 \$

(b) For health business on indicated lines report: Number of persons insured under PPO managed care products and number of persons insured under indemnity only products



ANNUAL STATEMENT FOR THE YEAR 2016 OF THE Bristol West Insurance Company

EXHIBIT OF PREMIUMS AND LOSSES (Statutory Page 14)

NAIC Group Code 0069 BUSINESS IN THE STATE OF Delaware DURING THE YEAR 2016 NAIC Company Code 19658

Line of Business	Gross Premiums, Including Policy and Membership Fees, Less Return Premiums and Premiums on Policies not Taken		3 Dividends Paid or Credited to Policyholders on Direct Business	4 Direct Unearned Premium Reserves	5 Direct Losses Paid (deducting salvage)	6 Direct Losses Incurred	7 Direct Losses Unpaid	8 Direct Defense and Cost Containment Expense Paid	9 Direct Defense and Cost Containment Expense Incurred	10 Direct Defense and Cost Containment Expense Unpaid	11 Commissions and Brokerage Expenses	12 Taxes, Licenses and Fees
	1 Direct Premiums Written	2 Direct Premiums Earned										
1. Fire												
2.1 Allied lines												
2.2 Multiple peril crop												
2.3 Federal flood												
2.4 Private crop												
2.5 Private flood												
3. Farmowners multiple peril												
4. Homeowners multiple peril												
5.1 Commercial multiple peril (non-liability portion)												
5.2 Commercial multiple peril (liability portion)												
6. Mortgage guaranty												
8. Ocean marine												
9. Inland marine												
10. Financial guaranty												
11. Medical professional liability												
12. Earthquake												
13. Group accident and health (b)												
14. Credit accident and health (group and individual)												
15.1 Collectively renewable accident and health (b)												
15.2 Non-cancelable accident and health(b)												
15.3 Guaranteed renewable accident and health(b)												
15.4 Non-renewable for stated reasons only (b)												
15.5 Other accident only												
15.6 Medicare Title XVIII exempt from state taxes or fees												
15.7 All other accident and health (b)												
15.8 Federal employees health benefits plan premium (b)												
16. Workers' compensation												
17.1 Other Liability - occurrence												
17.2 Other Liability - claims made												
17.3 Excess workers' compensation												
18. Products liability												
19.1 Private passenger auto no-fault (personal injury protection)												
19.2 Other private passenger auto liability												
19.3 Commercial auto no-fault (personal injury protection)												
19.4 Other commercial auto liability												
21.1 Private passenger auto physical damage												
21.2 Commercial auto physical damage												
22. Aircraft (all perils)												
23. Fidelity												
24. Surety												
26. Burglary and theft												
27. Boiler and machinery												
28. Credit												
30. Warranty												
34. Aggregate write-ins for other lines of business												
35. TOTALS (a)												
DETAILS OF WRITE-INS												
3401.												
3402.												
3403.												
3498. Summary of remaining write-ins for Line 34 from overflow page												
3499. Totals (Lines 3401 thru 3403 plus 3498)(Line 34 above)												

(a) Finance and service charges not included in Lines 1 to 35 \$
(b) For health business on indicated lines report: Number of persons insured under PPO managed care products and number of persons insured under indemnity only products



ANNUAL STATEMENT FOR THE YEAR 2016 OF THE Bristol West Insurance Company

EXHIBIT OF PREMIUMS AND LOSSES (Statutory Page 14)

NAIC Group Code 0069 BUSINESS IN THE STATE OF District of Columbia DURING THE YEAR 2016 NAIC Company Code 19658

Line of Business	Gross Premiums, Including Policy and Membership Fees, Less Return Premiums and Premiums on Policies not Taken		3 Dividends Paid or Credited to Policyholders on Direct Business	4 Direct Unearned Premium Reserves	5 Direct Losses Paid (deducting salvage)	6 Direct Losses Incurred	7 Direct Losses Unpaid	8 Direct Defense and Cost Containment Expense Paid	9 Direct Defense and Cost Containment Expense Incurred	10 Direct Defense and Cost Containment Expense Unpaid	11 Commissions and Brokerage Expenses	12 Taxes, Licenses and Fees
	1 Direct Premiums Written	2 Direct Premiums Earned										
1. Fire												
2.1 Allied lines												
2.2 Multiple peril crop												
2.3 Federal flood												
2.4 Private crop												
2.5 Private flood												
3. Farmowners multiple peril												
4. Homeowners multiple peril												
5.1 Commercial multiple peril (non-liability portion)												
5.2 Commercial multiple peril (liability portion)												
6. Mortgage guaranty												
8. Ocean marine												
9. Inland marine												
10. Financial guaranty												
11. Medical professional liability												
12. Earthquake												
13. Group accident and health (b)												
14. Credit accident and health (group and individual)												
15.1 Collectively renewable accident and health (b)												
15.2 Non-cancelable accident and health(b)												
15.3 Guaranteed renewable accident and health(b)												
15.4 Non-renewable for stated reasons only (b)												
15.5 Other accident only												
15.6 Medicare Title XVIII exempt from state taxes or fees												
15.7 All other accident and health (b)												
15.8 Federal employees health benefits plan premium (b)												
16. Workers' compensation												
17.1 Other Liability - occurrence												
17.2 Other Liability - claims made												
17.3 Excess workers' compensation												
18. Products liability												
19.1 Private passenger auto no-fault (personal injury protection)												
19.2 Other private passenger auto liability												
19.3 Commercial auto no-fault (personal injury protection)												
19.4 Other commercial auto liability												
21.1 Private passenger auto physical damage												
21.2 Commercial auto physical damage												
22. Aircraft (all perils)												
23. Fidelity												
24. Surety												
26. Burglary and theft												
27. Boiler and machinery												
28. Credit												
30. Warranty												
34. Aggregate write-ins for other lines of business												
35. TOTALS (a)												
DETAILS OF WRITE-INS												
3401.												
3402.												
3403.												
3498. Summary of remaining write-ins for Line 34 from overflow page												
3499. Totals (Lines 3401 thru 3403 plus 3498)(Line 34 above)												

(a) Finance and service charges not included in Lines 1 to 35 \$
(b) For health business on indicated lines report: Number of persons insured under PPO managed care products and number of persons insured under indemnity only products



ANNUAL STATEMENT FOR THE YEAR 2016 OF THE Bristol West Insurance Company

EXHIBIT OF PREMIUMS AND LOSSES (Statutory Page 14)

NAIC Group Code 0069 BUSINESS IN THE STATE OF Florida DURING THE YEAR 2016 NAIC Company Code 19658

Line of Business	Gross Premiums, Including Policy and Membership Fees, Less Return Premiums and Premiums on Policies not Taken		3 Dividends Paid or Credited to Policyholders on Direct Business	4 Direct Unearned Premium Reserves	5 Direct Losses Paid (deducting salvage)	6 Direct Losses Incurred	7 Direct Losses Unpaid	8 Direct Defense and Cost Containment Expense Paid	9 Direct Defense and Cost Containment Expense Incurred	10 Direct Defense and Cost Containment Expense Unpaid	11 Commissions and Brokerage Expenses	12 Taxes, Licenses and Fees
	1 Direct Premiums Written	2 Direct Premiums Earned										
1. Fire												
2.1 Allied lines												
2.2 Multiple peril crop												
2.3 Federal flood												
2.4 Private crop												
2.5 Private flood												
3. Farmowners multiple peril												
4. Homeowners multiple peril												
5.1 Commercial multiple peril (non-liability portion)												
5.2 Commercial multiple peril (liability portion)												
6. Mortgage guaranty												
8. Ocean marine												
9. Inland marine												
10. Financial guaranty												
11. Medical professional liability												
12. Earthquake												
13. Group accident and health (b)												
14. Credit accident and health (group and individual)												
15.1 Collectively renewable accident and health (b)												
15.2 Non-cancelable accident and health(b)												
15.3 Guaranteed renewable accident and health(b)												
15.4 Non-renewable for stated reasons only (b)												
15.5 Other accident only												
15.6 Medicare Title XVIII exempt from state taxes or fees												
15.7 All other accident and health (b)												
15.8 Federal employees health benefits plan premium (b)												
16. Workers' compensation												
17.1 Other Liability - occurrence												
17.2 Other Liability - claims made												
17.3 Excess workers' compensation												
18. Products liability												
19.1 Private passenger auto no-fault (personal injury protection)	499,530	520,370		131,125	356,758	325,283	161,520	14,517	(14,227)	39,906	50,549	10,539
19.2 Other private passenger auto liability	707,728	729,380		174,399	562,069	472,266	471,409	24,865	20,192	44,973	67,901	15,158
19.3 Commercial auto no-fault (personal injury protection)												
19.4 Other commercial auto liability												
21.1 Private passenger auto physical damage	415,615	423,392		111,732	158,091	166,938	13,003	(12,841)	(13,193)	135	42,184	8,750
21.2 Commercial auto physical damage												
22. Aircraft (all perils)												
23. Fidelity												
24. Surety												
26. Burglary and theft												
27. Boiler and machinery												
28. Credit												
30. Warranty												
34. Aggregate write-ins for other lines of business												
35. TOTALS (a)	1,622,873	1,673,142		417,256	1,076,918	964,487	645,932	26,541	(7,228)	85,014	160,634	34,447
DETAILS OF WRITE-INS												
3401.												
3402.												
3403.												
3498. Summary of remaining write-ins for Line 34 from overflow page												
3499. Totals (Lines 3401 thru 3403 plus 3498)(Line 34 above)												

(a) Finance and service charges not included in Lines 1 to 35 \$ 66,023

(b) For health business on indicated lines report: Number of persons insured under PPO managed care products and number of persons insured under indemnity only products .



ANNUAL STATEMENT FOR THE YEAR 2016 OF THE Bristol West Insurance Company

EXHIBIT OF PREMIUMS AND LOSSES (Statutory Page 14)

NAIC Group Code 0069 BUSINESS IN THE STATE OF Georgia DURING THE YEAR 2016 NAIC Company Code 19658

Line of Business	Gross Premiums, Including Policy and Membership Fees, Less Return Premiums and Premiums on Policies not Taken		3 Dividends Paid or Credited to Policyholders on Direct Business	4 Direct Unearned Premium Reserves	5 Direct Losses Paid (deducting salvage)	6 Direct Losses Incurred	7 Direct Losses Unpaid	8 Direct Defense and Cost Containment Expense Paid	9 Direct Defense and Cost Containment Expense Incurred	10 Direct Defense and Cost Containment Expense Unpaid	11 Commissions and Brokerage Expenses	12 Taxes, Licenses and Fees
	1 Direct Premiums Written	2 Direct Premiums Earned										
1. Fire												
2.1 Allied lines												
2.2 Multiple peril crop												
2.3 Federal flood												
2.4 Private crop												
2.5 Private flood												
3. Farmowners multiple peril												
4. Homeowners multiple peril												
5.1 Commercial multiple peril (non-liability portion)												
5.2 Commercial multiple peril (liability portion)												
6. Mortgage guaranty												
8. Ocean marine												
9. Inland marine												
10. Financial guaranty												
11. Medical professional liability												
12. Earthquake												
13. Group accident and health (b)												
14. Credit accident and health (group and individual)												
15.1 Collectively renewable accident and health (b)												
15.2 Non-cancelable accident and health(b)												
15.3 Guaranteed renewable accident and health(b)												
15.4 Non-renewable for stated reasons only (b)												
15.5 Other accident only												
15.6 Medicare Title XVIII exempt from state taxes or fees												
15.7 All other accident and health (b)												
15.8 Federal employees health benefits plan premium (b)												
16. Workers' compensation												
17.1 Other Liability - occurrence												
17.2 Other Liability - claims made												
17.3 Excess workers' compensation												
18. Products liability												
19.1 Private passenger auto no-fault (personal injury protection)												
19.2 Other private passenger auto liability	69,837	73,435		17,401	83,860	94,286	40,810		(8,175)	106	8,488	7,387
19.3 Commercial auto no-fault (personal injury protection)												
19.4 Other commercial auto liability												
21.1 Private passenger auto physical damage	46,669	47,512		11,389	9,054	4,200	(1,285)	728	692	31	6,002	4,850
21.2 Commercial auto physical damage												
22. Aircraft (all perils)												
23. Fidelity												
24. Surety												
26. Burglary and theft												
27. Boiler and machinery												
28. Credit												
30. Warranty												
34. Aggregate write-ins for other lines of business												
35. TOTALS (a)	116,506	120,947		28,790	92,914	98,486	39,525	728	(7,483)	137	14,490	12,237
DETAILS OF WRITE-INS												
3401.												
3402.												
3403.												
3498. Summary of remaining write-ins for Line 34 from overflow page												
3499. Totals (Lines 3401 thru 3403 plus 3498)(Line 34 above)												

(a) Finance and service charges not included in Lines 1 to 35 \$ 5,468
(b) For health business on indicated lines report: Number of persons insured under PPO managed care products and number of persons insured under indemnity only products .



ANNUAL STATEMENT FOR THE YEAR 2016 OF THE Bristol West Insurance Company

EXHIBIT OF PREMIUMS AND LOSSES (Statutory Page 14)

NAIC Group Code 0069 BUSINESS IN THE STATE OF Hawaii DURING THE YEAR 2016 NAIC Company Code 19658

Line of Business	Gross Premiums, Including Policy and Membership Fees, Less Return Premiums and Premiums on Policies not Taken		3 Dividends Paid or Credited to Policyholders on Direct Business	4 Direct Unearned Premium Reserves	5 Direct Losses Paid (deducting salvage)	6 Direct Losses Incurred	7 Direct Losses Unpaid	8 Direct Defense and Cost Containment Expense Paid	9 Direct Defense and Cost Containment Expense Incurred	10 Direct Defense and Cost Containment Expense Unpaid	11 Commissions and Brokerage Expenses	12 Taxes, Licenses and Fees
	1 Direct Premiums Written	2 Direct Premiums Earned										
1. Fire												
2.1 Allied lines												
2.2 Multiple peril crop												
2.3 Federal flood												
2.4 Private crop												
2.5 Private flood												
3. Farmowners multiple peril												
4. Homeowners multiple peril												
5.1 Commercial multiple peril (non-liability portion)												
5.2 Commercial multiple peril (liability portion)												
6. Mortgage guaranty												
8. Ocean marine												
9. Inland marine												
10. Financial guaranty												
11. Medical professional liability												
12. Earthquake												
13. Group accident and health (b)												
14. Credit accident and health (group and individual)												
15.1 Collectively renewable accident and health (b)												
15.2 Non-cancelable accident and health(b)												
15.3 Guaranteed renewable accident and health(b)												
15.4 Non-renewable for stated reasons only (b)												
15.5 Other accident only												
15.6 Medicare Title XVIII exempt from state taxes or fees												
15.7 All other accident and health (b)												
15.8 Federal employees health benefits plan premium (b)												
16. Workers' compensation												
17.1 Other Liability - occurrence												
17.2 Other Liability - claims made												
17.3 Excess workers' compensation												
18. Products liability												
19.1 Private passenger auto no-fault (personal injury protection)												
19.2 Other private passenger auto liability												
19.3 Commercial auto no-fault (personal injury protection)												
19.4 Other commercial auto liability												
21.1 Private passenger auto physical damage												
21.2 Commercial auto physical damage												
22. Aircraft (all perils)												
23. Fidelity												
24. Surety												
26. Burglary and theft												
27. Boiler and machinery												
28. Credit												
30. Warranty												
34. Aggregate write-ins for other lines of business												
35. TOTALS (a)												
DETAILS OF WRITE-INS												
3401.												
3402.												
3403.												
3498. Summary of remaining write-ins for Line 34 from overflow page												
3499. Totals (Lines 3401 thru 3403 plus 3498)(Line 34 above)												

(a) Finance and service charges not included in Lines 1 to 35 \$
(b) For health business on indicated lines report: Number of persons insured under PPO managed care products and number of persons insured under indemnity only products



ANNUAL STATEMENT FOR THE YEAR 2016 OF THE Bristol West Insurance Company

EXHIBIT OF PREMIUMS AND LOSSES (Statutory Page 14)

NAIC Group Code 0069 BUSINESS IN THE STATE OF Idaho DURING THE YEAR 2016 NAIC Company Code 19658

Line of Business	Gross Premiums, Including Policy and Membership Fees, Less Return Premiums and Premiums on Policies not Taken		3 Dividends Paid or Credited to Policyholders on Direct Business	4 Direct Unearned Premium Reserves	5 Direct Losses Paid (deducting salvage)	6 Direct Losses Incurred	7 Direct Losses Unpaid	8 Direct Defense and Cost Containment Expense Paid	9 Direct Defense and Cost Containment Expense Incurred	10 Direct Defense and Cost Containment Expense Unpaid	11 Commissions and Brokerage Expenses	12 Taxes, Licenses and Fees
	1 Direct Premiums Written	2 Direct Premiums Earned										
1. Fire												
2.1 Allied lines												
2.2 Multiple peril crop												
2.3 Federal flood												
2.4 Private crop												
2.5 Private flood												
3. Farmowners multiple peril												
4. Homeowners multiple peril												
5.1 Commercial multiple peril (non-liability portion)												
5.2 Commercial multiple peril (liability portion)												
6. Mortgage guaranty												
8. Ocean marine												
9. Inland marine												
10. Financial guaranty												
11. Medical professional liability												
12. Earthquake												
13. Group accident and health (b)												
14. Credit accident and health (group and individual)												
15.1 Collectively renewable accident and health (b)												
15.2 Non-cancelable accident and health(b)												
15.3 Guaranteed renewable accident and health(b)												
15.4 Non-renewable for stated reasons only (b)												
15.5 Other accident only												
15.6 Medicare Title XVIII exempt from state taxes or fees												
15.7 All other accident and health (b)												
15.8 Federal employees health benefits plan premium (b)												
16. Workers' compensation												
17.1 Other Liability - occurrence												
17.2 Other Liability - claims made												
17.3 Excess workers' compensation												
18. Products liability												
19.1 Private passenger auto no-fault (personal injury protection)												
19.2 Other private passenger auto liability	2,490,578	2,422,189		622,810	1,453,704	1,314,564	993,297	20,949	24,617	70,141	237,496	43,873
19.3 Commercial auto no-fault (personal injury protection)												
19.4 Other commercial auto liability												
21.1 Private passenger auto physical damage	812,527	778,518		224,463	408,249	417,710	74,425	1,685	2,315	1,131	82,491	13,874
21.2 Commercial auto physical damage												
22. Aircraft (all perils)												
23. Fidelity												
24. Surety												
26. Burglary and theft												
27. Boiler and machinery												
28. Credit												
30. Warranty												
34. Aggregate write-ins for other lines of business												
35. TOTALS (a)	3,303,105	3,200,707		847,273	1,861,953	1,732,274	1,067,722	22,634	26,932	71,272	319,987	57,747
DETAILS OF WRITE-INS												
3401.												
3402.												
3403.												
3498. Summary of remaining write-ins for Line 34 from overflow page												
3499. Totals (Lines 3401 thru 3403 plus 3498)(Line 34 above)												

(a) Finance and service charges not included in Lines 1 to 35 \$217,462

(b) For health business on indicated lines report: Number of persons insured under PPO managed care products and number of persons insured under indemnity only products



ANNUAL STATEMENT FOR THE YEAR 2016 OF THE Bristol West Insurance Company

EXHIBIT OF PREMIUMS AND LOSSES (Statutory Page 14)

NAIC Group Code 0069 BUSINESS IN THE STATE OF Illinois DURING THE YEAR 2016 NAIC Company Code 19658

Line of Business	Gross Premiums, Including Policy and Membership Fees, Less Return Premiums and Premiums on Policies not Taken		3 Dividends Paid or Credited to Policyholders on Direct Business	4 Direct Unearned Premium Reserves	5 Direct Losses Paid (deducting salvage)	6 Direct Losses Incurred	7 Direct Losses Unpaid	8 Direct Defense and Cost Containment Expense Paid	9 Direct Defense and Cost Containment Expense Incurred	10 Direct Defense and Cost Containment Expense Unpaid	11 Commissions and Brokerage Expenses	12 Taxes, Licenses and Fees
	1 Direct Premiums Written	2 Direct Premiums Earned										
1. Fire												
2.1 Allied lines												
2.2 Multiple peril crop												
2.3 Federal flood												
2.4 Private crop												
2.5 Private flood												
3. Farmowners multiple peril												
4. Homeowners multiple peril												
5.1 Commercial multiple peril (non-liability portion)												
5.2 Commercial multiple peril (liability portion)												
6. Mortgage guaranty												
8. Ocean marine												
9. Inland marine												
10. Financial guaranty												
11. Medical professional liability												
12. Earthquake												
13. Group accident and health (b)												
14. Credit accident and health (group and individual)												
15.1 Collectively renewable accident and health (b)												
15.2 Non-cancelable accident and health(b)												
15.3 Guaranteed renewable accident and health(b)												
15.4 Non-renewable for stated reasons only (b)												
15.5 Other accident only												
15.6 Medicare Title XVIII exempt from state taxes or fees												
15.7 All other accident and health (b)												
15.8 Federal employees health benefits plan premium (b)												
16. Workers' compensation												
17.1 Other Liability - occurrence												
17.2 Other Liability - claims made												
17.3 Excess workers' compensation												
18. Products liability												
19.1 Private passenger auto no-fault (personal injury protection)												
19.2 Other private passenger auto liability	18,010,566	17,744,286		5,006,764	10,356,522	12,321,795	9,652,744	186,791	328,139	559,508	1,786,772	275,189
19.3 Commercial auto no-fault (personal injury protection)												
19.4 Other commercial auto liability												
21.1 Private passenger auto physical damage	10,028,485	10,150,797		2,820,667	6,150,853	6,068,925	359,938	9,147	8,747	6,593	1,032,722	151,716
21.2 Commercial auto physical damage												
22. Aircraft (all perils)												
23. Fidelity												
24. Surety												
26. Burglary and theft												
27. Boiler and machinery												
28. Credit												
30. Warranty												
34. Aggregate write-ins for other lines of business												
35. TOTALS (a)	28,039,051	27,895,083		7,827,431	16,507,375	18,390,720	10,012,682	195,938	336,886	566,101	2,819,494	426,905
DETAILS OF WRITE-INS												
3401.												
3402.												
3403.												
3498. Summary of remaining write-ins for Line 34 from overflow page												
3499. Totals (Lines 3401 thru 3403 plus 3498)(Line 34 above)												

(a) Finance and service charges not included in Lines 1 to 35 \$ 1,498,617

(b) For health business on indicated lines report: Number of persons insured under PPO managed care products and number of persons insured under indemnity only products .



ANNUAL STATEMENT FOR THE YEAR 2016 OF THE Bristol West Insurance Company

EXHIBIT OF PREMIUMS AND LOSSES (Statutory Page 14)

NAIC Group Code 0069 BUSINESS IN THE STATE OF Indiana DURING THE YEAR 2016 NAIC Company Code 19658

Line of Business	Gross Premiums, Including Policy and Membership Fees, Less Return Premiums and Premiums on Policies not Taken		3 Dividends Paid or Credited to Policyholders on Direct Business	4 Direct Unearned Premium Reserves	5 Direct Losses Paid (deducting salvage)	6 Direct Losses Incurred	7 Direct Losses Unpaid	8 Direct Defense and Cost Containment Expense Paid	9 Direct Defense and Cost Containment Expense Incurred	10 Direct Defense and Cost Containment Expense Unpaid	11 Commissions and Brokerage Expenses	12 Taxes, Licenses and Fees
	1 Direct Premiums Written	2 Direct Premiums Earned										
1. Fire												
2.1 Allied lines												
2.2 Multiple peril crop												
2.3 Federal flood												
2.4 Private crop												
2.5 Private flood												
3. Farmowners multiple peril												
4. Homeowners multiple peril												
5.1 Commercial multiple peril (non-liability portion)												
5.2 Commercial multiple peril (liability portion)												
6. Mortgage guaranty												
8. Ocean marine												
9. Inland marine												
10. Financial guaranty												
11. Medical professional liability												
12. Earthquake												
13. Group accident and health (b)												
14. Credit accident and health (group and individual)												
15.1 Collectively renewable accident and health (b)												
15.2 Non-cancelable accident and health(b)												
15.3 Guaranteed renewable accident and health(b)												
15.4 Non-renewable for stated reasons only (b)												
15.5 Other accident only												
15.6 Medicare Title XVIII exempt from state taxes or fees												
15.7 All other accident and health (b)												
15.8 Federal employees health benefits plan premium (b)												
16. Workers' compensation												
17.1 Other Liability - occurrence												
17.2 Other Liability - claims made												
17.3 Excess workers' compensation												
18. Products liability												
19.1 Private passenger auto no-fault (personal injury protection)												
19.2 Other private passenger auto liability	8,456,398	8,247,108		2,169,997	4,526,659	4,353,664	4,237,996	207,560	147,261	465,609	825,901	134,332
19.3 Commercial auto no-fault (personal injury protection)												
19.4 Other commercial auto liability												
21.1 Private passenger auto physical damage	4,454,778	4,307,526		1,227,889	2,466,213	2,559,152	223,210	1,532	(936)	1,012	463,106	68,519
21.2 Commercial auto physical damage												
22. Aircraft (all perils)												
23. Fidelity												
24. Surety												
26. Burglary and theft												
27. Boiler and machinery												
28. Credit												
30. Warranty												
34. Aggregate write-ins for other lines of business												
35. TOTALS (a)	12,911,176	12,554,634		3,397,886	6,992,872	6,912,816	4,461,206	209,092	146,325	466,621	1,289,007	202,851
DETAILS OF WRITE-INS												
3401.												
3402.												
3403.												
3498. Summary of remaining write-ins for Line 34 from overflow page												
3499. Totals (Lines 3401 thru 3403 plus 3498)(Line 34 above)												

(a) Finance and service charges not included in Lines 1 to 35 \$978,573

(b) For health business on indicated lines report: Number of persons insured under PPO managed care products and number of persons insured under indemnity only products



ANNUAL STATEMENT FOR THE YEAR 2016 OF THE Bristol West Insurance Company

EXHIBIT OF PREMIUMS AND LOSSES (Statutory Page 14)

NAIC Group Code 0069 BUSINESS IN THE STATE OF Iowa DURING THE YEAR 2016 NAIC Company Code 19658

Line of Business	Gross Premiums, Including Policy and Membership Fees, Less Return Premiums and Premiums on Policies not Taken		3 Dividends Paid or Credited to Policyholders on Direct Business	4 Direct Unearned Premium Reserves	5 Direct Losses Paid (deducting salvage)	6 Direct Losses Incurred	7 Direct Losses Unpaid	8 Direct Defense and Cost Containment Expense Paid	9 Direct Defense and Cost Containment Expense Incurred	10 Direct Defense and Cost Containment Expense Unpaid	11 Commissions and Brokerage Expenses	12 Taxes, Licenses and Fees
	1 Direct Premiums Written	2 Direct Premiums Earned										
1. Fire												
2.1 Allied lines												
2.2 Multiple peril crop												
2.3 Federal flood												
2.4 Private crop												
2.5 Private flood												
3. Farmowners multiple peril												
4. Homeowners multiple peril												
5.1 Commercial multiple peril (non-liability portion)												
5.2 Commercial multiple peril (liability portion)												
6. Mortgage guaranty												
8. Ocean marine												
9. Inland marine												
10. Financial guaranty												
11. Medical professional liability												
12. Earthquake												
13. Group accident and health (b)												
14. Credit accident and health (group and individual)												
15.1 Collectively renewable accident and health (b)												
15.2 Non-cancelable accident and health(b)												
15.3 Guaranteed renewable accident and health(b)												
15.4 Non-renewable for stated reasons only (b)												
15.5 Other accident only												
15.6 Medicare Title XVIII exempt from state taxes or fees												
15.7 All other accident and health (b)												
15.8 Federal employees health benefits plan premium (b)												
16. Workers' compensation												
17.1 Other Liability - occurrence												
17.2 Other Liability - claims made												
17.3 Excess workers' compensation												
18. Products liability												
19.1 Private passenger auto no-fault (personal injury protection)												
19.2 Other private passenger auto liability	1,794,054	1,743,821		466,994	1,133,553	1,271,909	1,004,571	13,685	7,058	42,293	166,267	51,721
19.3 Commercial auto no-fault (personal injury protection)												
19.4 Other commercial auto liability												
21.1 Private passenger auto physical damage	774,532	794,087		203,060	462,241	460,207	30,251		(306)	27	74,914	23,382
21.2 Commercial auto physical damage												
22. Aircraft (all perils)												
23. Fidelity												
24. Surety												
26. Burglary and theft												
27. Boiler and machinery												
28. Credit												
30. Warranty												
34. Aggregate write-ins for other lines of business												
35. TOTALS (a)	2,568,586	2,537,908		670,054	1,595,794	1,732,116	1,034,822	13,685	6,752	42,320	241,181	75,103
DETAILS OF WRITE-INS												
3401.												
3402.												
3403.												
3498. Summary of remaining write-ins for Line 34 from overflow page												
3499. Totals (Lines 3401 thru 3403 plus 3498)(Line 34 above)												

(a) Finance and service charges not included in Lines 1 to 35 \$ 188,001

(b) For health business on indicated lines report: Number of persons insured under PPO managed care products and number of persons insured under indemnity only products



ANNUAL STATEMENT FOR THE YEAR 2016 OF THE Bristol West Insurance Company

EXHIBIT OF PREMIUMS AND LOSSES (Statutory Page 14)

NAIC Group Code 0069 BUSINESS IN THE STATE OF Kansas DURING THE YEAR 2016 NAIC Company Code 19658

Line of Business	Gross Premiums, Including Policy and Membership Fees, Less Return Premiums and Premiums on Policies not Taken		3 Dividends Paid or Credited to Policyholders on Direct Business	4 Direct Unearned Premium Reserves	5 Direct Losses Paid (deducting salvage)	6 Direct Losses Incurred	7 Direct Losses Unpaid	8 Direct Defense and Cost Containment Expense Paid	9 Direct Defense and Cost Containment Expense Incurred	10 Direct Defense and Cost Containment Expense Unpaid	11 Commissions and Brokerage Expenses	12 Taxes, Licenses and Fees
	1 Direct Premiums Written	2 Direct Premiums Earned										
1. Fire												
2.1 Allied lines												
2.2 Multiple peril crop												
2.3 Federal flood												
2.4. Private crop												
2.5 Private flood												
3. Farmowners multiple peril												
4. Homeowners multiple peril												
5.1 Commercial multiple peril (non-liability portion)												
5.2 Commercial multiple peril (liability portion)												
6. Mortgage guaranty												
8. Ocean marine												
9. Inland marine												
10. Financial guaranty												
11. Medical professional liability												
12. Earthquake												
13. Group accident and health (b)												
14. Credit accident and health (group and individual)												
15.1 Collectively renewable accident and health (b)												
15.2 Non-cancelable accident and health(b)												
15.3 Guaranteed renewable accident and health(b)												
15.4 Non-renewable for stated reasons only (b)												
15.5 Other accident only												
15.6 Medicare Title XVIII exempt from state taxes or fees												
15.7 All other accident and health (b)												
15.8 Federal employees health benefits plan premium (b)												
16. Workers' compensation												
17.1 Other Liability - occurrence												
17.2 Other Liability - claims made												
17.3 Excess workers' compensation												
18. Products liability												
19.1 Private passenger auto no-fault (personal injury protection)	958,336	973,404		296,652	375,703	355,695	42,601	391	334	2,631	99,253	13,128
19.2 Other private passenger auto liability	5,345,979	5,217,487		1,663,078	3,059,476	3,125,303	2,462,589	47,912	46,665	36,719	548,679	82,516
19.3 Commercial auto no-fault (personal injury protection)												
19.4 Other commercial auto liability												
21.1 Private passenger auto physical damage	2,370,649	2,314,314		785,020	1,382,663	1,384,966	98,481	595	172	102	243,495	34,467
21.2 Commercial auto physical damage												
22. Aircraft (all perils)												
23. Fidelity												
24. Surety												
26. Burglary and theft												
27. Boiler and machinery												
28. Credit												
30. Warranty												
34. Aggregate write-ins for other lines of business												
35. TOTALS (a)	8,674,964	8,505,205		2,744,750	4,817,842	4,865,964	2,603,671	48,898	47,171	39,452	891,427	130,111
DETAILS OF WRITE-INS												
3401.												
3402.												
3403.												
3498. Summary of remaining write-ins for Line 34 from overflow page												
3499. Totals (Lines 3401 thru 3403 plus 3498)(Line 34 above)												

(a) Finance and service charges not included in Lines 1 to 35 \$ 847,400

(b) For health business on indicated lines report: Number of persons insured under PPO managed care products and number of persons insured under indemnity only products



ANNUAL STATEMENT FOR THE YEAR 2016 OF THE Bristol West Insurance Company

EXHIBIT OF PREMIUMS AND LOSSES (Statutory Page 14)

NAIC Group Code 0069 BUSINESS IN THE STATE OF Kentucky DURING THE YEAR 2016 NAIC Company Code 19658

Line of Business	Gross Premiums, Including Policy and Membership Fees, Less Return Premiums and Premiums on Policies not Taken		3 Dividends Paid or Credited to Policyholders on Direct Business	4 Direct Unearned Premium Reserves	5 Direct Losses Paid (deducting salvage)	6 Direct Losses Incurred	7 Direct Losses Unpaid	8 Direct Defense and Cost Containment Expense Paid	9 Direct Defense and Cost Containment Expense Incurred	10 Direct Defense and Cost Containment Expense Unpaid	11 Commissions and Brokerage Expenses	12 Taxes, Licenses and Fees
	1 Direct Premiums Written	2 Direct Premiums Earned										
1. Fire												
2.1 Allied lines												
2.2 Multiple peril crop												
2.3 Federal flood												
2.4. Private crop												
2.5 Private flood												
3. Farmowners multiple peril												
4. Homeowners multiple peril												
5.1 Commercial multiple peril (non-liability portion)												
5.2 Commercial multiple peril (liability portion)												
6. Mortgage guaranty												
8. Ocean marine												
9. Inland marine												
10. Financial guaranty												
11. Medical professional liability												
12. Earthquake												
13. Group accident and health (b)												
14. Credit accident and health (group and individual)												
15.1 Collectively renewable accident and health (b)												
15.2 Non-cancelable accident and health(b)												
15.3 Guaranteed renewable accident and health(b)												
15.4 Non-renewable for stated reasons only (b)												
15.5 Other accident only												
15.6 Medicare Title XVIII exempt from state taxes or fees												
15.7 All other accident and health (b)												
15.8 Federal employees health benefits plan premium (b)												
16. Workers' compensation												
17.1 Other Liability - occurrence												
17.2 Other Liability - claims made												
17.3 Excess workers' compensation												
18. Products liability												
19.1 Private passenger auto no-fault (personal injury protection)	1,126,426	1,263,640		229,311	784,862	744,337	(159,487)	2,330	(7,458)	4,873	115,925	67,139
19.2 Other private passenger auto liability	4,009,757	4,257,625		878,196	2,901,980	2,424,104	2,659,949	57,479	(44,221)	63,932	402,496	230,085
19.3 Commercial auto no-fault (personal injury protection)												
19.4 Other commercial auto liability												
21.1 Private passenger auto physical damage	1,516,742	1,604,141		318,014	920,451	903,284	56,102	59	(1,165)	1,219	154,850	88,029
21.2 Commercial auto physical damage												
22. Aircraft (all perils)												
23. Fidelity												
24. Surety												
26. Burglary and theft												
27. Boiler and machinery												
28. Credit												
30. Warranty												
34. Aggregate write-ins for other lines of business												
35. TOTALS (a)	6,652,925	7,125,406		1,425,521	4,607,293	4,071,725	2,556,564	59,868	(52,844)	70,024	673,271	385,253
DETAILS OF WRITE-INS												
3401.												
3402.												
3403.												
3498. Summary of remaining write-ins for Line 34 from overflow page												
3499. Totals (Lines 3401 thru 3403 plus 3498)(Line 34 above)												

(a) Finance and service charges not included in Lines 1 to 35 \$413,249

(b) For health business on indicated lines report: Number of persons insured under PPO managed care products and number of persons insured under indemnity only products



ANNUAL STATEMENT FOR THE YEAR 2016 OF THE Bristol West Insurance Company

EXHIBIT OF PREMIUMS AND LOSSES (Statutory Page 14)

NAIC Group Code 0069 BUSINESS IN THE STATE OF Louisiana DURING THE YEAR 2016 NAIC Company Code 19658

Line of Business	Gross Premiums, Including Policy and Membership Fees, Less Return Premiums and Premiums on Policies not Taken		3 Dividends Paid or Credited to Policyholders on Direct Business	4 Direct Unearned Premium Reserves	5 Direct Losses Paid (deducting salvage)	6 Direct Losses Incurred	7 Direct Losses Unpaid	8 Direct Defense and Cost Containment Expense Paid	9 Direct Defense and Cost Containment Expense Incurred	10 Direct Defense and Cost Containment Expense Unpaid	11 Commissions and Brokerage Expenses	12 Taxes, Licenses and Fees
	1 Direct Premiums Written	2 Direct Premiums Earned										
1. Fire												
2.1 Allied lines												
2.2 Multiple peril crop												
2.3 Federal flood												
2.4 Private crop												
2.5 Private flood												
3. Farmowners multiple peril												
4. Homeowners multiple peril												
5.1 Commercial multiple peril (non-liability portion)												
5.2 Commercial multiple peril (liability portion)												
6. Mortgage guaranty												
8. Ocean marine												
9. Inland marine												
10. Financial guaranty												
11. Medical professional liability												
12. Earthquake												
13. Group accident and health (b)												
14. Credit accident and health (group and individual)												
15.1 Collectively renewable accident and health (b)												
15.2 Non-cancelable accident and health(b)												
15.3 Guaranteed renewable accident and health(b)												
15.4 Non-renewable for stated reasons only (b)												
15.5 Other accident only												
15.6 Medicare Title XVIII exempt from state taxes or fees												
15.7 All other accident and health (b)												
15.8 Federal employees health benefits plan premium (b)												
16. Workers' compensation												
17.1 Other Liability - occurrence												
17.2 Other Liability - claims made												
17.3 Excess workers' compensation												
18. Products liability												
19.1 Private passenger auto no-fault (personal injury protection)												
19.2 Other private passenger auto liability												
19.3 Commercial auto no-fault (personal injury protection)												
19.4 Other commercial auto liability												
21.1 Private passenger auto physical damage												
21.2 Commercial auto physical damage												
22. Aircraft (all perils)												
23. Fidelity												
24. Surety												
26. Burglary and theft												
27. Boiler and machinery												
28. Credit												
30. Warranty												
34. Aggregate write-ins for other lines of business												
35. TOTALS (a)												
DETAILS OF WRITE-INS												
3401.												
3402.												
3403.												
3498. Summary of remaining write-ins for Line 34 from overflow page												
3499. Totals (Lines 3401 thru 3403 plus 3498)(Line 34 above)												

(a) Finance and service charges not included in Lines 1 to 35 \$

(b) For health business on indicated lines report: Number of persons insured under PPO managed care products and number of persons insured under indemnity only products



ANNUAL STATEMENT FOR THE YEAR 2016 OF THE Bristol West Insurance Company

EXHIBIT OF PREMIUMS AND LOSSES (Statutory Page 14)

NAIC Group Code 0069 BUSINESS IN THE STATE OF Maine DURING THE YEAR 2016 NAIC Company Code 19658

Line of Business	Gross Premiums, Including Policy and Membership Fees, Less Return Premiums and Premiums on Policies not Taken		3 Dividends Paid or Credited to Policyholders on Direct Business	4 Direct Unearned Premium Reserves	5 Direct Losses Paid (deducting salvage)	6 Direct Losses Incurred	7 Direct Losses Unpaid	8 Direct Defense and Cost Containment Expense Paid	9 Direct Defense and Cost Containment Expense Incurred	10 Direct Defense and Cost Containment Expense Unpaid	11 Commissions and Brokerage Expenses	12 Taxes, Licenses and Fees
	1 Direct Premiums Written	2 Direct Premiums Earned										
1. Fire												
2.1 Allied lines												
2.2 Multiple peril crop												
2.3 Federal flood												
2.4 Private crop												
2.5 Private flood												
3. Farmowners multiple peril												
4. Homeowners multiple peril												
5.1 Commercial multiple peril (non-liability portion)												
5.2 Commercial multiple peril (liability portion)												
6. Mortgage guaranty												
8. Ocean marine												
9. Inland marine												
10. Financial guaranty												
11. Medical professional liability												
12. Earthquake												
13. Group accident and health (b)												
14. Credit accident and health (group and individual)												
15.1 Collectively renewable accident and health (b)												
15.2 Non-cancelable accident and health(b)												
15.3 Guaranteed renewable accident and health(b)												
15.4 Non-renewable for stated reasons only (b)												
15.5 Other accident only												
15.6 Medicare Title XVIII exempt from state taxes or fees												
15.7 All other accident and health (b)												
15.8 Federal employees health benefits plan premium (b)												
16. Workers' compensation												
17.1 Other Liability - occurrence												
17.2 Other Liability - claims made												
17.3 Excess workers' compensation												
18. Products liability												
19.1 Private passenger auto no-fault (personal injury protection)												
19.2 Other private passenger auto liability	2,114,055	2,091,888		587,707	1,210,641	1,303,121	1,052,895	4,078	(3,746)	40,189	215,440	100,318
19.3 Commercial auto no-fault (personal injury protection)												
19.4 Other commercial auto liability												
21.1 Private passenger auto physical damage	788,713	802,608		216,992	352,495	397,325	70,042		(395)	42	79,143	36,668
21.2 Commercial auto physical damage												
22. Aircraft (all perils)												
23. Fidelity												
24. Surety												
26. Burglary and theft												
27. Boiler and machinery												
28. Credit												
30. Warranty												
34. Aggregate write-ins for other lines of business												
35. TOTALS (a)	2,902,768	2,894,496		804,699	1,563,136	1,700,446	1,122,937	4,078	(4,141)	40,231	294,583	136,986
DETAILS OF WRITE-INS												
3401.												
3402.												
3403.												
3498. Summary of remaining write-ins for Line 34 from overflow page												
3499. Totals (Lines 3401 thru 3403 plus 3498)(Line 34 above)												

(a) Finance and service charges not included in Lines 1 to 35 \$ 183,407

(b) For health business on indicated lines report: Number of persons insured under PPO managed care products and number of persons insured under indemnity only products .



ANNUAL STATEMENT FOR THE YEAR 2016 OF THE Bristol West Insurance Company

EXHIBIT OF PREMIUMS AND LOSSES (Statutory Page 14)

NAIC Group Code 0069 BUSINESS IN THE STATE OF Maryland DURING THE YEAR 2016 NAIC Company Code 19658

Line of Business	Gross Premiums, Including Policy and Membership Fees, Less Return Premiums and Premiums on Policies not Taken		3 Dividends Paid or Credited to Policyholders on Direct Business	4 Direct Unearned Premium Reserves	5 Direct Losses Paid (deducting salvage)	6 Direct Losses Incurred	7 Direct Losses Unpaid	8 Direct Defense and Cost Containment Expense Paid	9 Direct Defense and Cost Containment Expense Incurred	10 Direct Defense and Cost Containment Expense Unpaid	11 Commissions and Brokerage Expenses	12 Taxes, Licenses and Fees
	1 Direct Premiums Written	2 Direct Premiums Earned										
1. Fire												
2.1 Allied lines												
2.2 Multiple peril crop												
2.3 Federal flood												
2.4 Private crop												
2.5 Private flood												
3. Farmowners multiple peril												
4. Homeowners multiple peril												
5.1 Commercial multiple peril (non-liability portion)												
5.2 Commercial multiple peril (liability portion)												
6. Mortgage guaranty												
8. Ocean marine												
9. Inland marine												
10. Financial guaranty												
11. Medical professional liability												
12. Earthquake												
13. Group accident and health (b)												
14. Credit accident and health (group and individual)												
15.1 Collectively renewable accident and health (b)												
15.2 Non-cancelable accident and health(b)												
15.3 Guaranteed renewable accident and health(b)												
15.4 Non-renewable for stated reasons only (b)												
15.5 Other accident only												
15.6 Medicare Title XVIII exempt from state taxes or fees												
15.7 All other accident and health (b)												
15.8 Federal employees health benefits plan premium (b)												
16. Workers' compensation												
17.1 Other Liability - occurrence												
17.2 Other Liability - claims made												
17.3 Excess workers' compensation												
18. Products liability												
19.1 Private passenger auto no-fault (personal injury protection)												
19.2 Other private passenger auto liability												
19.3 Commercial auto no-fault (personal injury protection)												
19.4 Other commercial auto liability												
21.1 Private passenger auto physical damage												
21.2 Commercial auto physical damage												
22. Aircraft (all perils)												
23. Fidelity												
24. Surety												
26. Burglary and theft												
27. Boiler and machinery												
28. Credit												
30. Warranty												
34. Aggregate write-ins for other lines of business												
35. TOTALS (a)												
DETAILS OF WRITE-INS												
3401.												
3402.												
3403.												
3498. Summary of remaining write-ins for Line 34 from overflow page												
3499. Totals (Lines 3401 thru 3403 plus 3498)(Line 34 above)												

(a) Finance and service charges not included in Lines 1 to 35 \$
(b) For health business on indicated lines report: Number of persons insured under PPO managed care products and number of persons insured under indemnity only products



ANNUAL STATEMENT FOR THE YEAR 2016 OF THE Bristol West Insurance Company

EXHIBIT OF PREMIUMS AND LOSSES (Statutory Page 14)

NAIC Group Code 0069 BUSINESS IN THE STATE OF Michigan DURING THE YEAR 2016 NAIC Company Code 19658

Line of Business	Gross Premiums, Including Policy and Membership Fees, Less Return Premiums and Premiums on Policies not Taken		3 Dividends Paid or Credited to Policyholders on Direct Business	4 Direct Unearned Premium Reserves	5 Direct Losses Paid (deducting salvage)	6 Direct Losses Incurred	7 Direct Losses Unpaid	8 Direct Defense and Cost Containment Expense Paid	9 Direct Defense and Cost Containment Expense Incurred	10 Direct Defense and Cost Containment Expense Unpaid	11 Commissions and Brokerage Expenses	12 Taxes, Licenses and Fees
	1 Direct Premiums Written	2 Direct Premiums Earned										
1. Fire												
2.1 Allied lines												
2.2 Multiple peril crop												
2.3 Federal flood												
2.4 Private crop												
2.5 Private flood												
3. Farmowners multiple peril												
4. Homeowners multiple peril												
5.1 Commercial multiple peril (non-liability portion)												
5.2 Commercial multiple peril (liability portion)												
6. Mortgage guaranty												
8. Ocean marine												
9. Inland marine												
10. Financial guaranty												
11. Medical professional liability												
12. Earthquake												
13. Group accident and health (b)												
14. Credit accident and health (group and individual)												
15.1 Collectively renewable accident and health (b)												
15.2 Non-cancelable accident and health(b)												
15.3 Guaranteed renewable accident and health(b)												
15.4 Non-renewable for stated reasons only (b)												
15.5 Other accident only												
15.6 Medicare Title XVIII exempt from state taxes or fees												
15.7 All other accident and health (b)												
15.8 Federal employees health benefits plan premium (b)												
16. Workers' compensation												
17.1 Other Liability - occurrence												
17.2 Other Liability - claims made												
17.3 Excess workers' compensation												
18. Products liability												
19.1 Private passenger auto no-fault (personal injury protection)	787,842	916,495		441,730	5,660,716	5,332,770	7,448,367	104,137	104,602	387,252	65,246	11,725
19.2 Other private passenger auto liability	211,877	244,363		116,757	146,591	(58,849)	258,917	41,678	32,938	31,596	22,075	3,231
19.3 Commercial auto no-fault (personal injury protection)												
19.4 Other commercial auto liability												
21.1 Private passenger auto physical damage	432,175	490,883		247,895	236,708	264,557	41,044	125		206	45,132	6,430
21.2 Commercial auto physical damage												
22. Aircraft (all perils)												
23. Fidelity												
24. Surety												
26. Burglary and theft												
27. Boiler and machinery												
28. Credit												
30. Warranty												
34. Aggregate write-ins for other lines of business												
35. TOTALS (a)	1,431,894	1,651,741		806,382	6,044,015	5,538,478	7,748,328	145,940	137,540	419,054	132,453	21,386
DETAILS OF WRITE-INS												
3401.												
3402.												
3403.												
3498. Summary of remaining write-ins for Line 34 from overflow page												
3499. Totals (Lines 3401 thru 3403 plus 3498)(Line 34 above)												

(a) Finance and service charges not included in Lines 1 to 35 \$ 50,414

(b) For health business on indicated lines report: Number of persons insured under PPO managed care products and number of persons insured under indemnity only products



ANNUAL STATEMENT FOR THE YEAR 2016 OF THE Bristol West Insurance Company

EXHIBIT OF PREMIUMS AND LOSSES (Statutory Page 14)

NAIC Group Code 0069 BUSINESS IN THE STATE OF Missouri DURING THE YEAR 2016 NAIC Company Code 19658

Line of Business	Gross Premiums, Including Policy and Membership Fees, Less Return Premiums and Premiums on Policies not Taken		3 Dividends Paid or Credited to Policyholders on Direct Business	4 Direct Unearned Premium Reserves	5 Direct Losses Paid (deducting salvage)	6 Direct Losses Incurred	7 Direct Losses Unpaid	8 Direct Defense and Cost Containment Expense Paid	9 Direct Defense and Cost Containment Expense Incurred	10 Direct Defense and Cost Containment Expense Unpaid	11 Commissions and Brokerage Expenses	12 Taxes, Licenses and Fees
	1 Direct Premiums Written	2 Direct Premiums Earned										
1. Fire												
2.1 Allied lines												
2.2 Multiple peril crop												
2.3 Federal flood												
2.4 Private crop												
2.5 Private flood												
3. Farmowners multiple peril												
4. Homeowners multiple peril												
5.1 Commercial multiple peril (non-liability portion)												
5.2 Commercial multiple peril (liability portion)												
6. Mortgage guaranty												
8. Ocean marine												
9. Inland marine												
10. Financial guaranty												
11. Medical professional liability												
12. Earthquake												
13. Group accident and health (b)												
14. Credit accident and health (group and individual)												
15.1 Collectively renewable accident and health (b)												
15.2 Non-cancelable accident and health(b)												
15.3 Guaranteed renewable accident and health(b)												
15.4 Non-renewable for stated reasons only (b)												
15.5 Other accident only												
15.6 Medicare Title XVIII exempt from state taxes or fees												
15.7 All other accident and health (b)												
15.8 Federal employees health benefits plan premium (b)												
16. Workers' compensation												
17.1 Other Liability - occurrence												
17.2 Other Liability - claims made												
17.3 Excess workers' compensation												
18. Products liability												
19.1 Private passenger auto no-fault (personal injury protection)												
19.2 Other private passenger auto liability	11,495,452	11,291,376		3,079,380	6,892,189	7,204,918	6,745,597	282,826	145,317	254,839	1,220,983	254,739
19.3 Commercial auto no-fault (personal injury protection)												
19.4 Other commercial auto liability												
21.1 Private passenger auto physical damage	3,292,574	3,302,557		871,544	2,002,298	2,068,102	226,076	1,200	(109)	745	358,603	72,178
21.2 Commercial auto physical damage												
22. Aircraft (all perils)												
23. Fidelity												
24. Surety												
26. Burglary and theft												
27. Boiler and machinery												
28. Credit												
30. Warranty												
34. Aggregate write-ins for other lines of business												
35. TOTALS (a)	14,788,026	14,593,933		3,950,924	8,894,487	9,273,020	6,971,673	284,026	145,208	255,584	1,579,586	326,917
DETAILS OF WRITE-INS												
3401.												
3402.												
3403.												
3498. Summary of remaining write-ins for Line 34 from overflow page												
3499. Totals (Lines 3401 thru 3403 plus 3498)(Line 34 above)												

(a) Finance and service charges not included in Lines 1 to 35 \$ 1,111,313

(b) For health business on indicated lines report: Number of persons insured under PPO managed care products and number of persons insured under indemnity only products



ANNUAL STATEMENT FOR THE YEAR 2016 OF THE Bristol West Insurance Company

EXHIBIT OF PREMIUMS AND LOSSES (Statutory Page 14)

NAIC Group Code 0069 BUSINESS IN THE STATE OF Montana DURING THE YEAR 2016 NAIC Company Code 19658

Line of Business	Gross Premiums, Including Policy and Membership Fees, Less Return Premiums and Premiums on Policies not Taken		3 Dividends Paid or Credited to Policyholders on Direct Business	4 Direct Unearned Premium Reserves	5 Direct Losses Paid (deducting salvage)	6 Direct Losses Incurred	7 Direct Losses Unpaid	8 Direct Defense and Cost Containment Expense Paid	9 Direct Defense and Cost Containment Expense Incurred	10 Direct Defense and Cost Containment Expense Unpaid	11 Commissions and Brokerage Expenses	12 Taxes, Licenses and Fees
	1 Direct Premiums Written	2 Direct Premiums Earned										
1. Fire												
2.1 Allied lines												
2.2 Multiple peril crop												
2.3 Federal flood												
2.4 Private crop												
2.5 Private flood												
3. Farmowners multiple peril												
4. Homeowners multiple peril												
5.1 Commercial multiple peril (non-liability portion)												
5.2 Commercial multiple peril (liability portion)												
6. Mortgage guaranty												
8. Ocean marine												
9. Inland marine												
10. Financial guaranty												
11. Medical professional liability												
12. Earthquake												
13. Group accident and health (b)												
14. Credit accident and health (group and individual)												
15.1 Collectively renewable accident and health (b)												
15.2 Non-cancelable accident and health(b)												
15.3 Guaranteed renewable accident and health(b)												
15.4 Non-renewable for stated reasons only (b)												
15.5 Other accident only												
15.6 Medicare Title XVIII exempt from state taxes or fees												
15.7 All other accident and health (b)												
15.8 Federal employees health benefits plan premium (b)												
16. Workers' compensation												
17.1 Other Liability - occurrence												
17.2 Other Liability - claims made												
17.3 Excess workers' compensation												
18. Products liability												
19.1 Private passenger auto no-fault (personal injury protection)												
19.2 Other private passenger auto liability	1,954,943	1,913,860		523,583	1,224,258	972,687	1,013,500	15,992	37,867	37,660	189,347	62,302
19.3 Commercial auto no-fault (personal injury protection)												
19.4 Other commercial auto liability												
21.1 Private passenger auto physical damage	779,658	755,823		236,496	601,115	622,949	56,932		(1,607)	795	80,406	25,050
21.2 Commercial auto physical damage												
22. Aircraft (all perils)												
23. Fidelity												
24. Surety												
26. Burglary and theft												
27. Boiler and machinery												
28. Credit												
30. Warranty												
34. Aggregate write-ins for other lines of business												
35. TOTALS (a)	2,734,601	2,669,683		760,079	1,825,373	1,595,636	1,070,432	15,992	36,260	38,455	269,753	87,352
DETAILS OF WRITE-INS												
3401.												
3402.												
3403.												
3498. Summary of remaining write-ins for Line 34 from overflow page												
3499. Totals (Lines 3401 thru 3403 plus 3498)(Line 34 above)												

(a) Finance and service charges not included in Lines 1 to 35 \$ 122,594
(b) For health business on indicated lines report: Number of persons insured under PPO managed care products and number of persons insured under indemnity only products .



ANNUAL STATEMENT FOR THE YEAR 2016 OF THE Bristol West Insurance Company

EXHIBIT OF PREMIUMS AND LOSSES (Statutory Page 14)

NAIC Group Code 0069 BUSINESS IN THE STATE OF Nebraska DURING THE YEAR 2016 NAIC Company Code 19658

Line of Business	Gross Premiums, Including Policy and Membership Fees, Less Return Premiums and Premiums on Policies not Taken		3 Dividends Paid or Credited to Policyholders on Direct Business	4 Direct Unearned Premium Reserves	5 Direct Losses Paid (deducting salvage)	6 Direct Losses Incurred	7 Direct Losses Unpaid	8 Direct Defense and Cost Containment Expense Paid	9 Direct Defense and Cost Containment Expense Incurred	10 Direct Defense and Cost Containment Expense Unpaid	11 Commissions and Brokerage Expenses	12 Taxes, Licenses and Fees
	1 Direct Premiums Written	2 Direct Premiums Earned										
1. Fire												
2.1 Allied lines												
2.2 Multiple peril crop												
2.3 Federal flood												
2.4 Private crop												
2.5 Private flood												
3. Farmowners multiple peril												
4. Homeowners multiple peril												
5.1 Commercial multiple peril (non-liability portion)												
5.2 Commercial multiple peril (liability portion)												
6. Mortgage guaranty												
8. Ocean marine												
9. Inland marine												
10. Financial guaranty												
11. Medical professional liability												
12. Earthquake												
13. Group accident and health (b)												
14. Credit accident and health (group and individual)												
15.1 Collectively renewable accident and health (b)												
15.2 Non-cancelable accident and health(b)												
15.3 Guaranteed renewable accident and health(b)												
15.4 Non-renewable for stated reasons only (b)												
15.5 Other accident only												
15.6 Medicare Title XVIII exempt from state taxes or fees												
15.7 All other accident and health (b)												
15.8 Federal employees health benefits plan premium (b)												
16. Workers' compensation												
17.1 Other Liability - occurrence												
17.2 Other Liability - claims made												
17.3 Excess workers' compensation												
18. Products liability												
19.1 Private passenger auto no-fault (personal injury protection)												
19.2 Other private passenger auto liability	6,111,136	6,168,358		1,509,032	4,092,303	4,713,141	3,010,370	35,608	23,498	67,206	596,785	118,082
19.3 Commercial auto no-fault (personal injury protection)												
19.4 Other commercial auto liability												
21.1 Private passenger auto physical damage	2,350,178	2,409,009		582,884	1,486,063	1,454,216	134,072	2,643	785	2,003	241,888	45,420
21.2 Commercial auto physical damage												
22. Aircraft (all perils)												
23. Fidelity												
24. Surety												
26. Burglary and theft												
27. Boiler and machinery												
28. Credit												
30. Warranty												
34. Aggregate write-ins for other lines of business												
35. TOTALS (a)	8,461,314	8,577,367		2,091,916	5,578,366	6,167,357	3,144,442	38,251	24,283	69,209	838,673	163,502
DETAILS OF WRITE-INS												
3401.												
3402.												
3403.												
3498. Summary of remaining write-ins for Line 34 from overflow page												
3499. Totals (Lines 3401 thru 3403 plus 3498)(Line 34 above)												

(a) Finance and service charges not included in Lines 1 to 35 \$ 446,509

(b) For health business on indicated lines report: Number of persons insured under PPO managed care products and number of persons insured under indemnity only products .



ANNUAL STATEMENT FOR THE YEAR 2016 OF THE Bristol West Insurance Company

EXHIBIT OF PREMIUMS AND LOSSES (Statutory Page 14)

NAIC Group Code 0069 BUSINESS IN THE STATE OF New Hampshire DURING THE YEAR 2016 NAIC Company Code 19658

Line of Business	Gross Premiums, Including Policy and Membership Fees, Less Return Premiums and Premiums on Policies not Taken		Dividends Paid or Credited to Policyholders on Direct Business	Direct Unearned Premium Reserves	Direct Losses Paid (deducting salvage)	Direct Losses Incurred	Direct Losses Unpaid	Direct Defense and Cost Containment Expense Paid	Direct Defense and Cost Containment Expense Incurred	Direct Defense and Cost Containment Expense Unpaid	Commissions and Brokerage Expenses	Taxes, Licenses and Fees
	1 Direct Premiums Written	2 Direct Premiums Earned										
1. Fire												
2.1 Allied lines												
2.2 Multiple peril crop												
2.3 Federal flood												
2.4 Private crop												
2.5 Private flood												
3. Farmowners multiple peril												
4. Homeowners multiple peril												
5.1 Commercial multiple peril (non-liability portion)												
5.2 Commercial multiple peril (liability portion)												
6. Mortgage guaranty												
8. Ocean marine												
9. Inland marine												
10. Financial guaranty												
11. Medical professional liability												
12. Earthquake												
13. Group accident and health (b)												
14. Credit accident and health (group and individual)												
15.1 Collectively renewable accident and health (b)												
15.2 Non-cancelable accident and health(b)												
15.3 Guaranteed renewable accident and health(b)												
15.4 Non-renewable for stated reasons only (b)												
15.5 Other accident only												
15.6 Medicare Title XVIII exempt from state taxes or fees												
15.7 All other accident and health (b)												
15.8 Federal employees health benefits plan premium (b)												
16. Workers' compensation												
17.1 Other Liability - occurrence												
17.2 Other Liability - claims made												
17.3 Excess workers' compensation												
18. Products liability												
19.1 Private passenger auto no-fault (personal injury protection)												
19.2 Other private passenger auto liability	489,613	552,262		159,552	495,758	374,021	377,908	27,757	16,917	25,833	49,975	22,762
19.3 Commercial auto no-fault (personal injury protection)												
19.4 Other commercial auto liability												
21.1 Private passenger auto physical damage	321,349	366,888		105,551	167,571	172,179	16,835	(148)	.32	33,811		14,812
21.2 Commercial auto physical damage												
22. Aircraft (all perils)												
23. Fidelity												
24. Surety												
26. Burglary and theft												
27. Boiler and machinery												
28. Credit												
30. Warranty												
34. Aggregate write-ins for other lines of business												
35. TOTALS (a)	810,962	919,150		265,103	663,329	546,200	394,743	27,757	16,769	25,865	83,786	37,574
DETAILS OF WRITE-INS												
3401.												
3402.												
3403.												
3498. Summary of remaining write-ins for Line 34 from overflow page												
3499. Totals (Lines 3401 thru 3403 plus 3498)(Line 34 above)												

(a) Finance and service charges not included in Lines 1 to 35 \$ 38,832
(b) For health business on indicated lines report: Number of persons insured under PPO managed care products and number of persons insured under indemnity only products .



ANNUAL STATEMENT FOR THE YEAR 2016 OF THE Bristol West Insurance Company

EXHIBIT OF PREMIUMS AND LOSSES (Statutory Page 14)

NAIC Group Code 0069 BUSINESS IN THE STATE OF New Mexico DURING THE YEAR 2016 NAIC Company Code 19658

Line of Business	Gross Premiums, Including Policy and Membership Fees, Less Return Premiums and Premiums on Policies not Taken		3 Dividends Paid or Credited to Policyholders on Direct Business	4 Direct Unearned Premium Reserves	5 Direct Losses Paid (deducting salvage)	6 Direct Losses Incurred	7 Direct Losses Unpaid	8 Direct Defense and Cost Containment Expense Paid	9 Direct Defense and Cost Containment Expense Incurred	10 Direct Defense and Cost Containment Expense Unpaid	11 Commissions and Brokerage Expenses	12 Taxes, Licenses and Fees
	1 Direct Premiums Written	2 Direct Premiums Earned										
1. Fire												
2.1 Allied lines												
2.2 Multiple peril crop												
2.3 Federal flood												
2.4 Private crop												
2.5 Private flood												
3. Farmowners multiple peril												
4. Homeowners multiple peril												
5.1 Commercial multiple peril (non-liability portion)												
5.2 Commercial multiple peril (liability portion)												
6. Mortgage guaranty												
8. Ocean marine												
9. Inland marine												
10. Financial guaranty												
11. Medical professional liability												
12. Earthquake												
13. Group accident and health (b)												
14. Credit accident and health (group and individual)												
15.1 Collectively renewable accident and health (b)												
15.2 Non-cancelable accident and health(b)												
15.3 Guaranteed renewable accident and health(b)												
15.4 Non-renewable for stated reasons only (b)												
15.5 Other accident only												
15.6 Medicare Title XVIII exempt from state taxes or fees												
15.7 All other accident and health (b)												
15.8 Federal employees health benefits plan premium (b)												
16. Workers' compensation												
17.1 Other Liability - occurrence												
17.2 Other Liability - claims made												
17.3 Excess workers' compensation												
18. Products liability												
19.1 Private passenger auto no-fault (personal injury protection)												
19.2 Other private passenger auto liability	4,403,265	4,249,018		1,205,739	2,094,755	1,775,650	1,896,377	109,117	(24,409)	73,663	452,328	169,705
19.3 Commercial auto no-fault (personal injury protection)												
19.4 Other commercial auto liability												
21.1 Private passenger auto physical damage	1,369,925	1,306,654		389,455	748,457	748,945	77,679		158	651	138,339	52,374
21.2 Commercial auto physical damage												
22. Aircraft (all perils)												
23. Fidelity												
24. Surety												
26. Burglary and theft												
27. Boiler and machinery												
28. Credit												
30. Warranty												
34. Aggregate write-ins for other lines of business												
35. TOTALS (a)	5,773,190	5,555,672		1,595,194	2,843,212	2,524,595	1,974,056	109,117	(24,251)	74,314	590,667	222,079
DETAILS OF WRITE-INS												
3401.												
3402.												
3403.												
3498. Summary of remaining write-ins for Line 34 from overflow page												
3499. Totals (Lines 3401 thru 3403 plus 3498)(Line 34 above)												

(a) Finance and service charges not included in Lines 1 to 35 \$ 360,210

(b) For health business on indicated lines report: Number of persons insured under PPO managed care products and number of persons insured under indemnity only products .



ANNUAL STATEMENT FOR THE YEAR 2016 OF THE Bristol West Insurance Company

EXHIBIT OF PREMIUMS AND LOSSES (Statutory Page 14)

NAIC Group Code 0069 BUSINESS IN THE STATE OF North Dakota DURING THE YEAR 2016 NAIC Company Code 19658

Line of Business	Gross Premiums, Including Policy and Membership Fees, Less Return Premiums and Premiums on Policies not Taken		3 Dividends Paid or Credited to Policyholders on Direct Business	4 Direct Unearned Premium Reserves	5 Direct Losses Paid (deducting salvage)	6 Direct Losses Incurred	7 Direct Losses Unpaid	8 Direct Defense and Cost Containment Expense Paid	9 Direct Defense and Cost Containment Expense Incurred	10 Direct Defense and Cost Containment Expense Unpaid	11 Commissions and Brokerage Expenses	12 Taxes, Licenses and Fees
	1 Direct Premiums Written	2 Direct Premiums Earned										
1. Fire												
2.1 Allied lines												
2.2 Multiple peril crop												
2.3 Federal flood												
2.4 Private crop												
2.5 Private flood												
3. Farmowners multiple peril												
4. Homeowners multiple peril												
5.1 Commercial multiple peril (non-liability portion)												
5.2 Commercial multiple peril (liability portion)												
6. Mortgage guaranty												
8. Ocean marine												
9. Inland marine												
10. Financial guaranty												
11. Medical professional liability												
12. Earthquake												
13. Group accident and health (b)												
14. Credit accident and health (group and individual)												
15.1 Collectively renewable accident and health (b)												
15.2 Non-cancelable accident and health(b)												
15.3 Guaranteed renewable accident and health(b)												
15.4 Non-renewable for stated reasons only (b)												
15.5 Other accident only												
15.6 Medicare Title XVIII exempt from state taxes or fees												
15.7 All other accident and health (b)												
15.8 Federal employees health benefits plan premium (b)												
16. Workers' compensation												
17.1 Other Liability - occurrence												
17.2 Other Liability - claims made												
17.3 Excess workers' compensation												
18. Products liability												
19.1 Private passenger auto no-fault (personal injury protection)	287,373	309,925		66,619	82,123	103,077	85,258	7,228	6,342	2,651	27,509	6,060
19.2 Other private passenger auto liability	1,008,739	1,056,840		217,745	476,314	429,980	396,880	27,750	27,034	6,304	94,331	21,221
19.3 Commercial auto no-fault (personal injury protection)												
19.4 Other commercial auto liability												
21.1 Private passenger auto physical damage	643,749	677,661		163,312	382,070	388,929	46,563		(133)	4	61,352	13,408
21.2 Commercial auto physical damage												
22. Aircraft (all perils)												
23. Fidelity												
24. Surety												
26. Burglary and theft												
27. Boiler and machinery												
28. Credit												
30. Warranty												
34. Aggregate write-ins for other lines of business												
35. TOTALS (a)	1,939,861	2,044,426		447,676	940,507	921,986	528,701	34,978	33,243	8,959	183,192	40,689
DETAILS OF WRITE-INS												
3401.												
3402.												
3403.												
3498. Summary of remaining write-ins for Line 34 from overflow page												
3499. Totals (Lines 3401 thru 3403 plus 3498)(Line 34 above)												

(a) Finance and service charges not included in Lines 1 to 35 \$ 94,959

(b) For health business on indicated lines report: Number of persons insured under PPO managed care products and number of persons insured under indemnity only products



ANNUAL STATEMENT FOR THE YEAR 2016 OF THE Bristol West Insurance Company

EXHIBIT OF PREMIUMS AND LOSSES (Statutory Page 14)

NAIC Group Code 0069 BUSINESS IN THE STATE OF Ohio DURING THE YEAR 2016 NAIC Company Code 19658

Line of Business	Gross Premiums, Including Policy and Membership Fees, Less Return Premiums and Premiums on Policies not Taken		3 Dividends Paid or Credited to Policyholders on Direct Business	4 Direct Unearned Premium Reserves	5 Direct Losses Paid (deducting salvage)	6 Direct Losses Incurred	7 Direct Losses Unpaid	8 Direct Defense and Cost Containment Expense Paid	9 Direct Defense and Cost Containment Expense Incurred	10 Direct Defense and Cost Containment Expense Unpaid	11 Commissions and Brokerage Expenses	12 Taxes, Licenses and Fees
	1 Direct Premiums Written	2 Direct Premiums Earned										
1. Fire												
2.1 Allied lines												
2.2 Multiple peril crop												
2.3 Federal flood												
2.4 Private crop												
2.5 Private flood												
3. Farmowners multiple peril												
4. Homeowners multiple peril												
5.1 Commercial multiple peril (non-liability portion)												
5.2 Commercial multiple peril (liability portion)												
6. Mortgage guaranty												
8. Ocean marine												
9. Inland marine												
10. Financial guaranty												
11. Medical professional liability												
12. Earthquake												
13. Group accident and health (b)												
14. Credit accident and health (group and individual)												
15.1 Collectively renewable accident and health (b)												
15.2 Non-cancelable accident and health(b)												
15.3 Guaranteed renewable accident and health(b)												
15.4 Non-renewable for stated reasons only (b)												
15.5 Other accident only												
15.6 Medicare Title XVIII exempt from state taxes or fees												
15.7 All other accident and health (b)												
15.8 Federal employees health benefits plan premium (b)												
16. Workers' compensation												
17.1 Other Liability - occurrence												
17.2 Other Liability - claims made												
17.3 Excess workers' compensation												
18. Products liability												
19.1 Private passenger auto no-fault (personal injury protection)												
19.2 Other private passenger auto liability	611,503	694,224		156,470	656,492	283,811	653,237	73,243	16,137	82,001	62,561	30,284
19.3 Commercial auto no-fault (personal injury protection)												
19.4 Other commercial auto liability												
21.1 Private passenger auto physical damage	373,522	435,794		95,512	212,067	225,958	27,986	(61)	(1,051)	275	38,766	18,045
21.2 Commercial auto physical damage												
22. Aircraft (all perils)												
23. Fidelity												
24. Surety												
26. Burglary and theft												
27. Boiler and machinery												
28. Credit												
30. Warranty												
34. Aggregate write-ins for other lines of business												
35. TOTALS (a)	985,025	1,130,018		251,982	868,559	509,769	681,223	73,182	15,086	82,276	101,327	48,329
DETAILS OF WRITE-INS												
3401.												
3402.												
3403.												
3498. Summary of remaining write-ins for Line 34 from overflow page												
3499. Totals (Lines 3401 thru 3403 plus 3498)(Line 34 above)												

(a) Finance and service charges not included in Lines 1 to 35 \$ 50,249

(b) For health business on indicated lines report: Number of persons insured under PPO managed care products and number of persons insured under indemnity only products .



ANNUAL STATEMENT FOR THE YEAR 2016 OF THE Bristol West Insurance Company

EXHIBIT OF PREMIUMS AND LOSSES (Statutory Page 14)

NAIC Group Code 0069 BUSINESS IN THE STATE OF Oklahoma DURING THE YEAR 2016 NAIC Company Code 19658

Line of Business	Gross Premiums, Including Policy and Membership Fees, Less Return Premiums and Premiums on Policies not Taken		3 Dividends Paid or Credited to Policyholders on Direct Business	4 Direct Unearned Premium Reserves	5 Direct Losses Paid (deducting salvage)	6 Direct Losses Incurred	7 Direct Losses Unpaid	8 Direct Defense and Cost Containment Expense Paid	9 Direct Defense and Cost Containment Expense Incurred	10 Direct Defense and Cost Containment Expense Unpaid	11 Commissions and Brokerage Expenses	12 Taxes, Licenses and Fees
	1 Direct Premiums Written	2 Direct Premiums Earned										
1. Fire												
2.1 Allied lines												
2.2 Multiple peril crop												
2.3 Federal flood												
2.4 Private crop												
2.5 Private flood												
3. Farmowners multiple peril												
4. Homeowners multiple peril												
5.1 Commercial multiple peril (non-liability portion)												
5.2 Commercial multiple peril (liability portion)												
6. Mortgage guaranty												
8. Ocean marine												
9. Inland marine												
10. Financial guaranty												
11. Medical professional liability												
12. Earthquake												
13. Group accident and health (b)												
14. Credit accident and health (group and individual)												
15.1 Collectively renewable accident and health (b)												
15.2 Non-cancelable accident and health(b)												
15.3 Guaranteed renewable accident and health(b)												
15.4 Non-renewable for stated reasons only (b)												
15.5 Other accident only												
15.6 Medicare Title XVIII exempt from state taxes or fees												
15.7 All other accident and health (b)												
15.8 Federal employees health benefits plan premium (b)												
16. Workers' compensation												
17.1 Other Liability - occurrence												
17.2 Other Liability - claims made												
17.3 Excess workers' compensation												
18. Products liability												
19.1 Private passenger auto no-fault (personal injury protection)												
19.2 Other private passenger auto liability	6,724,589	6,744,970		1,697,411	3,570,281	3,225,761	2,606,402	144,326	136,663	108,591	648,738	224,192
19.3 Commercial auto no-fault (personal injury protection)												
19.4 Other commercial auto liability												
21.1 Private passenger auto physical damage	2,180,669	2,273,000		558,776	1,013,814	1,027,404	85,998	5,394	5,695	1,978	219,931	73,277
21.2 Commercial auto physical damage												
22. Aircraft (all perils)												
23. Fidelity												
24. Surety												
26. Burglary and theft												
27. Boiler and machinery												
28. Credit												
30. Warranty												
34. Aggregate write-ins for other lines of business												
35. TOTALS (a)	8,905,258	9,017,970		2,256,187	4,584,095	4,253,165	2,692,400	149,720	142,358	110,569	868,669	297,469
DETAILS OF WRITE-INS												
3401.												
3402.												
3403.												
3498. Summary of remaining write-ins for Line 34 from overflow page												
3499. Totals (Lines 3401 thru 3403 plus 3498)(Line 34 above)												

(a) Finance and service charges not included in Lines 1 to 35 \$ 1,110,472

(b) For health business on indicated lines report: Number of persons insured under PPO managed care products and number of persons insured under indemnity only products .



ANNUAL STATEMENT FOR THE YEAR 2016 OF THE Bristol West Insurance Company

EXHIBIT OF PREMIUMS AND LOSSES (Statutory Page 14)

NAIC Group Code 0069 BUSINESS IN THE STATE OF Oregon DURING THE YEAR 2016 NAIC Company Code 19658

Line of Business	Gross Premiums, Including Policy and Membership Fees, Less Return Premiums and Premiums on Policies not Taken		3 Dividends Paid or Credited to Policyholders on Direct Business	4 Direct Unearned Premium Reserves	5 Direct Losses Paid (deducting salvage)	6 Direct Losses Incurred	7 Direct Losses Unpaid	8 Direct Defense and Cost Containment Expense Paid	9 Direct Defense and Cost Containment Expense Incurred	10 Direct Defense and Cost Containment Expense Unpaid	11 Commissions and Brokerage Expenses	12 Taxes, Licenses and Fees
	1 Direct Premiums Written	2 Direct Premiums Earned										
1. Fire												
2.1 Allied lines												
2.2 Multiple peril crop												
2.3 Federal flood												
2.4 Private crop												
2.5 Private flood												
3. Farmowners multiple peril												
4. Homeowners multiple peril												
5.1 Commercial multiple peril (non-liability portion)												
5.2 Commercial multiple peril (liability portion)												
6. Mortgage guaranty												
8. Ocean marine												
9. Inland marine												
10. Financial guaranty												
11. Medical professional liability												
12. Earthquake												
13. Group accident and health (b)												
14. Credit accident and health (group and individual)												
15.1 Collectively renewable accident and health (b)												
15.2 Non-cancelable accident and health(b)												
15.3 Guaranteed renewable accident and health(b)												
15.4 Non-renewable for stated reasons only (b)												
15.5 Other accident only												
15.6 Medicare Title XVIII exempt from state taxes or fees												
15.7 All other accident and health (b)												
15.8 Federal employees health benefits plan premium (b)												
16. Workers' compensation												
17.1 Other Liability - occurrence												
17.2 Other Liability - claims made												
17.3 Excess workers' compensation												
18. Products liability												
19.1 Private passenger auto no-fault (personal injury protection)												
19.2 Other private passenger auto liability												
19.3 Commercial auto no-fault (personal injury protection)												
19.4 Other commercial auto liability												
21.1 Private passenger auto physical damage												
21.2 Commercial auto physical damage												
22. Aircraft (all perils)												
23. Fidelity												
24. Surety												
26. Burglary and theft												
27. Boiler and machinery												
28. Credit												
30. Warranty												
34. Aggregate write-ins for other lines of business												
35. TOTALS (a)												
DETAILS OF WRITE-INS												
3401.												
3402.												
3403.												
3498. Summary of remaining write-ins for Line 34 from overflow page												
3499. Totals (Lines 3401 thru 3403 plus 3498)(Line 34 above)												

(a) Finance and service charges not included in Lines 1 to 35 \$

(b) For health business on indicated lines report: Number of persons insured under PPO managed care products and number of persons insured under indemnity only products



ANNUAL STATEMENT FOR THE YEAR 2016 OF THE Bristol West Insurance Company

EXHIBIT OF PREMIUMS AND LOSSES (Statutory Page 14)

NAIC Group Code 0069 BUSINESS IN THE STATE OF Pennsylvania DURING THE YEAR 2016 NAIC Company Code 19658

Line of Business	Gross Premiums, Including Policy and Membership Fees, Less Return Premiums and Premiums on Policies not Taken		3 Dividends Paid or Credited to Policyholders on Direct Business	4 Direct Unearned Premium Reserves	5 Direct Losses Paid (deducting salvage)	6 Direct Losses Incurred	7 Direct Losses Unpaid	8 Direct Defense and Cost Containment Expense Paid	9 Direct Defense and Cost Containment Expense Incurred	10 Direct Defense and Cost Containment Expense Unpaid	11 Commissions and Brokerage Expenses	12 Taxes, Licenses and Fees
	1 Direct Premiums Written	2 Direct Premiums Earned										
1. Fire												
2.1 Allied lines												
2.2 Multiple peril crop												
2.3 Federal flood												
2.4. Private crop												
2.5 Private flood												
3. Farmowners multiple peril												
4. Homeowners multiple peril												
5.1 Commercial multiple peril (non-liability portion)												
5.2 Commercial multiple peril (liability portion)												
6. Mortgage guaranty												
8. Ocean marine												
9. Inland marine												
10. Financial guaranty												
11. Medical professional liability												
12. Earthquake												
13. Group accident and health (b)												
14. Credit accident and health (group and individual)												
15.1 Collectively renewable accident and health (b)												
15.2 Non-cancelable accident and health(b)												
15.3 Guaranteed renewable accident and health(b)												
15.4 Non-renewable for stated reasons only (b)												
15.5 Other accident only												
15.6 Medicare Title XVIII exempt from state taxes or fees												
15.7 All other accident and health (b)												
15.8 Federal employees health benefits plan premium (b)												
16. Workers' compensation												
17.1 Other Liability - occurrence												
17.2 Other Liability - claims made												
17.3 Excess workers' compensation												
18. Products liability												
19.1 Private passenger auto no-fault (personal injury protection)	3,157,220	2,810,316		1,005,010	1,484,672	1,638,511	773,404	59,867	72,920	49,402	296,105	86,500
19.2 Other private passenger auto liability	13,308,970	11,611,844		4,186,464	5,528,309	7,092,428	6,488,581	426,795	801,300	1,029,699	1,168,826	367,393
19.3 Commercial auto no-fault (personal injury protection)												
19.4 Other commercial auto liability												
21.1 Private passenger auto physical damage	8,072,890	6,976,451		2,651,077	4,378,368	4,544,701	330,663	7,166	5,904	2,824	752,374	219,160
21.2 Commercial auto physical damage												
22. Aircraft (all perils)												
23. Fidelity												
24. Surety												
26. Burglary and theft												
27. Boiler and machinery												
28. Credit												
30. Warranty												
34. Aggregate write-ins for other lines of business												
35. TOTALS (a)	24,539,080	21,398,611		7,842,551	11,391,349	13,275,640	7,592,648	493,828	880,124	1,081,925	2,217,305	673,053
DETAILS OF WRITE-INS												
3401.												
3402.												
3403.												
3498. Summary of remaining write-ins for Line 34 from overflow page												
3499. Totals (Lines 3401 thru 3403 plus 3498)(Line 34 above)												

(a) Finance and service charges not included in Lines 1 to 35 \$ 1,393,131

(b) For health business on indicated lines report: Number of persons insured under PPO managed care products and number of persons insured under indemnity only products



ANNUAL STATEMENT FOR THE YEAR 2016 OF THE Bristol West Insurance Company

EXHIBIT OF PREMIUMS AND LOSSES (Statutory Page 14)

NAIC Group Code 0069 BUSINESS IN THE STATE OF Rhode Island DURING THE YEAR 2016 NAIC Company Code 19658

Line of Business	Gross Premiums, Including Policy and Membership Fees, Less Return Premiums and Premiums on Policies not Taken		3 Dividends Paid or Credited to Policyholders on Direct Business	4 Direct Unearned Premium Reserves	5 Direct Losses Paid (deducting salvage)	6 Direct Losses Incurred	7 Direct Losses Unpaid	8 Direct Defense and Cost Containment Expense Paid	9 Direct Defense and Cost Containment Expense Incurred	10 Direct Defense and Cost Containment Expense Unpaid	11 Commissions and Brokerage Expenses	12 Taxes, Licenses and Fees
	1 Direct Premiums Written	2 Direct Premiums Earned										
1. Fire												
2.1 Allied lines												
2.2 Multiple peril crop												
2.3 Federal flood												
2.4 Private crop												
2.5 Private flood												
3. Farmowners multiple peril												
4. Homeowners multiple peril												
5.1 Commercial multiple peril (non-liability portion)												
5.2 Commercial multiple peril (liability portion)												
6. Mortgage guaranty												
8. Ocean marine												
9. Inland marine												
10. Financial guaranty												
11. Medical professional liability												
12. Earthquake												
13. Group accident and health (b)												
14. Credit accident and health (group and individual)												
15.1 Collectively renewable accident and health (b)												
15.2 Non-cancelable accident and health(b)												
15.3 Guaranteed renewable accident and health(b)												
15.4 Non-renewable for stated reasons only (b)												
15.5 Other accident only												
15.6 Medicare Title XVIII exempt from state taxes or fees												
15.7 All other accident and health (b)												
15.8 Federal employees health benefits plan premium (b)												
16. Workers' compensation												
17.1 Other Liability - occurrence												
17.2 Other Liability - claims made												
17.3 Excess workers' compensation												
18. Products liability												
19.1 Private passenger auto no-fault (personal injury protection)												
19.2 Other private passenger auto liability												
19.3 Commercial auto no-fault (personal injury protection)												
19.4 Other commercial auto liability												
21.1 Private passenger auto physical damage												
21.2 Commercial auto physical damage												
22. Aircraft (all perils)												
23. Fidelity												
24. Surety												
26. Burglary and theft												
27. Boiler and machinery												
28. Credit												
30. Warranty												
34. Aggregate write-ins for other lines of business												
35. TOTALS (a)												
DETAILS OF WRITE-INS												
3401.												
3402.												
3403.												
3498. Summary of remaining write-ins for Line 34 from overflow page												
3499. Totals (Lines 3401 thru 3403 plus 3498)(Line 34 above)												

(a) Finance and service charges not included in Lines 1 to 35 \$
(b) For health business on indicated lines report: Number of persons insured under PPO managed care products and number of persons insured under indemnity only products



ANNUAL STATEMENT FOR THE YEAR 2016 OF THE Bristol West Insurance Company

EXHIBIT OF PREMIUMS AND LOSSES (Statutory Page 14)

NAIC Group Code 0069 BUSINESS IN THE STATE OF South Carolina DURING THE YEAR 2016 NAIC Company Code 19658

Line of Business	Gross Premiums, Including Policy and Membership Fees, Less Return Premiums and Premiums on Policies not Taken		3 Dividends Paid or Credited to Policyholders on Direct Business	4 Direct Unearned Premium Reserves	5 Direct Losses Paid (deducting salvage)	6 Direct Losses Incurred	7 Direct Losses Unpaid	8 Direct Defense and Cost Containment Expense Paid	9 Direct Defense and Cost Containment Expense Incurred	10 Direct Defense and Cost Containment Expense Unpaid	11 Commissions and Brokerage Expenses	12 Taxes, Licenses and Fees
	1 Direct Premiums Written	2 Direct Premiums Earned										
1. Fire												
2.1 Allied lines												
2.2 Multiple peril crop												
2.3 Federal flood												
2.4 Private crop												
2.5 Private flood												
3. Farmowners multiple peril												
4. Homeowners multiple peril												
5.1 Commercial multiple peril (non-liability portion)												
5.2 Commercial multiple peril (liability portion)												
6. Mortgage guaranty												
8. Ocean marine												
9. Inland marine												
10. Financial guaranty												
11. Medical professional liability												
12. Earthquake												
13. Group accident and health (b)												
14. Credit accident and health (group and individual)												
15.1 Collectively renewable accident and health (b)												
15.2 Non-cancelable accident and health(b)												
15.3 Guaranteed renewable accident and health(b)												
15.4 Non-renewable for stated reasons only (b)												
15.5 Other accident only												
15.6 Medicare Title XVIII exempt from state taxes or fees												
15.7 All other accident and health (b)												
15.8 Federal employees health benefits plan premium (b)												
16. Workers' compensation												
17.1 Other Liability - occurrence												
17.2 Other Liability - claims made												
17.3 Excess workers' compensation												
18. Products liability												
19.1 Private passenger auto no-fault (personal injury protection)												
19.2 Other private passenger auto liability	4,712,828	4,816,668		1,248,558	3,769,122	3,227,563	3,275,792	174,175	133,232	201,486	409,895	270,340
19.3 Commercial auto no-fault (personal injury protection)												
19.4 Other commercial auto liability												
21.1 Private passenger auto physical damage	1,467,284	1,529,453		375,670	772,640	784,323	96,460	1,519	(100)	1,225	129,031	84,285
21.2 Commercial auto physical damage												
22. Aircraft (all perils)												
23. Fidelity												
24. Surety												
26. Burglary and theft												
27. Boiler and machinery												
28. Credit												
30. Warranty												
34. Aggregate write-ins for other lines of business												
35. TOTALS (a)	6,180,112	6,346,121		1,624,228	4,541,762	4,011,886	3,372,252	175,694	133,132	202,711	538,926	354,625
DETAILS OF WRITE-INS												
3401.												
3402.												
3403.												
3498. Summary of remaining write-ins for Line 34 from overflow page												
3499. Totals (Lines 3401 thru 3403 plus 3498)(Line 34 above)												

(a) Finance and service charges not included in Lines 1 to 35 \$ 349,268

(b) For health business on indicated lines report: Number of persons insured under PPO managed care products and number of persons insured under indemnity only products .



ANNUAL STATEMENT FOR THE YEAR 2016 OF THE Bristol West Insurance Company

EXHIBIT OF PREMIUMS AND LOSSES (Statutory Page 14)

NAIC Group Code 0069 BUSINESS IN THE STATE OF South Dakota DURING THE YEAR 2016 NAIC Company Code 19658

Line of Business	Gross Premiums, Including Policy and Membership Fees, Less Return Premiums and Premiums on Policies not Taken		3 Dividends Paid or Credited to Policyholders on Direct Business	4 Direct Unearned Premium Reserves	5 Direct Losses Paid (deducting salvage)	6 Direct Losses Incurred	7 Direct Losses Unpaid	8 Direct Defense and Cost Containment Expense Paid	9 Direct Defense and Cost Containment Expense Incurred	10 Direct Defense and Cost Containment Expense Unpaid	11 Commissions and Brokerage Expenses	12 Taxes, Licenses and Fees
	1 Direct Premiums Written	2 Direct Premiums Earned										
1. Fire												
2.1 Allied lines												
2.2 Multiple peril crop												
2.3 Federal flood												
2.4 Private crop												
2.5 Private flood												
3. Farmowners multiple peril												
4. Homeowners multiple peril												
5.1 Commercial multiple peril (non-liability portion)												
5.2 Commercial multiple peril (liability portion)												
6. Mortgage guaranty												
8. Ocean marine												
9. Inland marine												
10. Financial guaranty												
11. Medical professional liability												
12. Earthquake												
13. Group accident and health (b)												
14. Credit accident and health (group and individual)												
15.1 Collectively renewable accident and health (b)												
15.2 Non-cancelable accident and health(b)												
15.3 Guaranteed renewable accident and health(b)												
15.4 Non-renewable for stated reasons only (b)												
15.5 Other accident only												
15.6 Medicare Title XVIII exempt from state taxes or fees												
15.7 All other accident and health (b)												
15.8 Federal employees health benefits plan premium (b)												
16. Workers' compensation												
17.1 Other Liability - occurrence												
17.2 Other Liability - claims made												
17.3 Excess workers' compensation												
18. Products liability												
19.1 Private passenger auto no-fault (personal injury protection)	621	742		140							58	26
19.2 Other private passenger auto liability	940,927	968,603		248,021	379,991	431,170	785,510	6,528	4,865	41,955	92,451	40,514
19.3 Commercial auto no-fault (personal injury protection)												
19.4 Other commercial auto liability												
21.1 Private passenger auto physical damage	486,805	511,524		127,466	260,782	238,964	28,974		(135)	5	49,013	21,042
21.2 Commercial auto physical damage												
22. Aircraft (all perils)												
23. Fidelity												
24. Surety												
26. Burglary and theft												
27. Boiler and machinery												
28. Credit												
30. Warranty												
34. Aggregate write-ins for other lines of business												
35. TOTALS (a)	1,428,353	1,480,869		375,627	640,773	670,134	814,484	6,528	4,730	41,960	141,522	61,582
DETAILS OF WRITE-INS												
3401.												
3402.												
3403.												
3498. Summary of remaining write-ins for Line 34 from overflow page												
3499. Totals (Lines 3401 thru 3403 plus 3498)(Line 34 above)												

(a) Finance and service charges not included in Lines 1 to 35 \$ 64,094

(b) For health business on indicated lines report: Number of persons insured under PPO managed care products and number of persons insured under indemnity only products .



ANNUAL STATEMENT FOR THE YEAR 2016 OF THE Bristol West Insurance Company

EXHIBIT OF PREMIUMS AND LOSSES (Statutory Page 14)

NAIC Group Code 0069 BUSINESS IN THE STATE OF Tennessee DURING THE YEAR 2016 NAIC Company Code 19658

Line of Business	Gross Premiums, Including Policy and Membership Fees, Less Return Premiums and Premiums on Policies not Taken		3 Dividends Paid or Credited to Policyholders on Direct Business	4 Direct Unearned Premium Reserves	5 Direct Losses Paid (deducting salvage)	6 Direct Losses Incurred	7 Direct Losses Unpaid	8 Direct Defense and Cost Containment Expense Paid	9 Direct Defense and Cost Containment Expense Incurred	10 Direct Defense and Cost Containment Expense Unpaid	11 Commissions and Brokerage Expenses	12 Taxes, Licenses and Fees
	1 Direct Premiums Written	2 Direct Premiums Earned										
1. Fire												
2.1 Allied lines												
2.2 Multiple peril crop												
2.3 Federal flood												
2.4 Private crop												
2.5 Private flood												
3. Farmowners multiple peril												
4. Homeowners multiple peril												
5.1 Commercial multiple peril (non-liability portion)												
5.2 Commercial multiple peril (liability portion)												
6. Mortgage guaranty												
8. Ocean marine												
9. Inland marine												
10. Financial guaranty												
11. Medical professional liability												
12. Earthquake												
13. Group accident and health (b)												
14. Credit accident and health (group and individual)												
15.1 Collectively renewable accident and health (b)												
15.2 Non-cancelable accident and health(b)												
15.3 Guaranteed renewable accident and health(b)												
15.4 Non-renewable for stated reasons only (b)												
15.5 Other accident only												
15.6 Medicare Title XVIII exempt from state taxes or fees												
15.7 All other accident and health (b)												
15.8 Federal employees health benefits plan premium (b)												
16. Workers' compensation												
17.1 Other Liability - occurrence												
17.2 Other Liability - claims made												
17.3 Excess workers' compensation												
18. Products liability												
19.1 Private passenger auto no-fault (personal injury protection)												
19.2 Other private passenger auto liability												
19.3 Commercial auto no-fault (personal injury protection)												
19.4 Other commercial auto liability												
21.1 Private passenger auto physical damage												
21.2 Commercial auto physical damage												
22. Aircraft (all perils)												
23. Fidelity												
24. Surety												
26. Burglary and theft												
27. Boiler and machinery												
28. Credit												
30. Warranty												
34. Aggregate write-ins for other lines of business												
35. TOTALS (a)												
DETAILS OF WRITE-INS												
3401.												
3402.												
3403.												
3498. Summary of remaining write-ins for Line 34 from overflow page												
3499. Totals (Lines 3401 thru 3403 plus 3498)(Line 34 above)												

(a) Finance and service charges not included in Lines 1 to 35 \$
(b) For health business on indicated lines report: Number of persons insured under PPO managed care products and number of persons insured under indemnity only products



ANNUAL STATEMENT FOR THE YEAR 2016 OF THE Bristol West Insurance Company

EXHIBIT OF PREMIUMS AND LOSSES (Statutory Page 14)

NAIC Group Code 0069 BUSINESS IN THE STATE OF Utah DURING THE YEAR 2016 NAIC Company Code 19658

Line of Business	Gross Premiums, Including Policy and Membership Fees, Less Return Premiums and Premiums on Policies not Taken		3 Dividends Paid or Credited to Policyholders on Direct Business	4 Direct Unearned Premium Reserves	5 Direct Losses Paid (deducting salvage)	6 Direct Losses Incurred	7 Direct Losses Unpaid	8 Direct Defense and Cost Containment Expense Paid	9 Direct Defense and Cost Containment Expense Incurred	10 Direct Defense and Cost Containment Expense Unpaid	11 Commissions and Brokerage Expenses	12 Taxes, Licenses and Fees
	1 Direct Premiums Written	2 Direct Premiums Earned										
1. Fire												
2.1 Allied lines												
2.2 Multiple peril crop												
2.3 Federal flood												
2.4 Private crop												
2.5 Private flood												
3. Farmowners multiple peril												
4. Homeowners multiple peril												
5.1 Commercial multiple peril (non-liability portion)												
5.2 Commercial multiple peril (liability portion)												
6. Mortgage guaranty												
8. Ocean marine												
9. Inland marine												
10. Financial guaranty												
11. Medical professional liability												
12. Earthquake												
13. Group accident and health (b)												
14. Credit accident and health (group and individual)												
15.1 Collectively renewable accident and health (b)												
15.2 Non-cancelable accident and health(b)												
15.3 Guaranteed renewable accident and health(b)												
15.4 Non-renewable for stated reasons only (b)												
15.5 Other accident only												
15.6 Medicare Title XVIII exempt from state taxes or fees												
15.7 All other accident and health (b)												
15.8 Federal employees health benefits plan premium (b)												
16. Workers' compensation												
17.1 Other Liability - occurrence												
17.2 Other Liability - claims made												
17.3 Excess workers' compensation												
18. Products liability												
19.1 Private passenger auto no-fault (personal injury protection)	279,252	278,335		81,661	107,927	101,131	(115,870)	25	(1,917)	896	28,343	6,926
19.2 Other private passenger auto liability	2,637,536	2,619,185		723,931	2,945,143	1,220,922	2,269,531	145,173	105,228	76,266	255,150	66,885
19.3 Commercial auto no-fault (personal injury protection)												
19.4 Other commercial auto liability												
21.1 Private passenger auto physical damage	975,762	977,761		282,391	529,341	552,264	66,084		(1,209)	254	100,105	24,177
21.2 Commercial auto physical damage												
22. Aircraft (all perils)												
23. Fidelity												
24. Surety												
26. Burglary and theft												
27. Boiler and machinery												
28. Credit												
30. Warranty												
34. Aggregate write-ins for other lines of business												
35. TOTALS (a)	3,892,550	3,875,281		1,087,983	3,582,411	1,874,317	2,219,745	145,198	102,102	77,416	383,598	97,988
DETAILS OF WRITE-INS												
3401.												
3402.												
3403.												
3498. Summary of remaining write-ins for Line 34 from overflow page												
3499. Totals (Lines 3401 thru 3403 plus 3498)(Line 34 above)												

(a) Finance and service charges not included in Lines 1 to 35 \$261,844

(b) For health business on indicated lines report: Number of persons insured under PPO managed care products and number of persons insured under indemnity only products



ANNUAL STATEMENT FOR THE YEAR 2016 OF THE Bristol West Insurance Company

EXHIBIT OF PREMIUMS AND LOSSES (Statutory Page 14)

NAIC Group Code 0069 BUSINESS IN THE STATE OF Vermont DURING THE YEAR 2016 NAIC Company Code 19658

Line of Business	Gross Premiums, Including Policy and Membership Fees, Less Return Premiums and Premiums on Policies not Taken		3 Dividends Paid or Credited to Policyholders on Direct Business	4 Direct Unearned Premium Reserves	5 Direct Losses Paid (deducting salvage)	6 Direct Losses Incurred	7 Direct Losses Unpaid	8 Direct Defense and Cost Containment Expense Paid	9 Direct Defense and Cost Containment Expense Incurred	10 Direct Defense and Cost Containment Expense Unpaid	11 Commissions and Brokerage Expenses	12 Taxes, Licenses and Fees
	1 Direct Premiums Written	2 Direct Premiums Earned										
1. Fire												
2.1 Allied lines												
2.2 Multiple peril crop												
2.3 Federal flood												
2.4 Private crop												
2.5 Private flood												
3. Farmowners multiple peril												
4. Homeowners multiple peril												
5.1 Commercial multiple peril (non-liability portion)												
5.2 Commercial multiple peril (liability portion)												
6. Mortgage guaranty												
8. Ocean marine												
9. Inland marine												
10. Financial guaranty												
11. Medical professional liability												
12. Earthquake												
13. Group accident and health (b)												
14. Credit accident and health (group and individual)												
15.1 Collectively renewable accident and health (b)												
15.2 Non-cancelable accident and health(b)												
15.3 Guaranteed renewable accident and health(b)												
15.4 Non-renewable for stated reasons only (b)												
15.5 Other accident only												
15.6 Medicare Title XVIII exempt from state taxes or fees												
15.7 All other accident and health (b)												
15.8 Federal employees health benefits plan premium (b)												
16. Workers' compensation												
17.1 Other Liability - occurrence												
17.2 Other Liability - claims made												
17.3 Excess workers' compensation												
18. Products liability												
19.1 Private passenger auto no-fault (personal injury protection)												
19.2 Other private passenger auto liability												
19.3 Commercial auto no-fault (personal injury protection)												
19.4 Other commercial auto liability												
21.1 Private passenger auto physical damage												
21.2 Commercial auto physical damage												
22. Aircraft (all perils)												
23. Fidelity												
24. Surety												
26. Burglary and theft												
27. Boiler and machinery												
28. Credit												
30. Warranty												
34. Aggregate write-ins for other lines of business												
35. TOTALS (a)												
DETAILS OF WRITE-INS												
3401.												
3402.												
3403.												
3498. Summary of remaining write-ins for Line 34 from overflow page												
3499. Totals (Lines 3401 thru 3403 plus 3498)(Line 34 above)												

(a) Finance and service charges not included in Lines 1 to 35 \$
(b) For health business on indicated lines report: Number of persons insured under PPO managed care products and number of persons insured under indemnity only products



ANNUAL STATEMENT FOR THE YEAR 2016 OF THE Bristol West Insurance Company

EXHIBIT OF PREMIUMS AND LOSSES (Statutory Page 14)

NAIC Group Code 0069 BUSINESS IN THE STATE OF Virginia DURING THE YEAR 2016 NAIC Company Code 19658

Line of Business	Gross Premiums, Including Policy and Membership Fees, Less Return Premiums and Premiums on Policies not Taken		3 Dividends Paid or Credited to Policyholders on Direct Business	4 Direct Unearned Premium Reserves	5 Direct Losses Paid (deducting salvage)	6 Direct Losses Incurred	7 Direct Losses Unpaid	8 Direct Defense and Cost Containment Expense Paid	9 Direct Defense and Cost Containment Expense Incurred	10 Direct Defense and Cost Containment Expense Unpaid	11 Commissions and Brokerage Expenses	12 Taxes, Licenses and Fees
	1 Direct Premiums Written	2 Direct Premiums Earned										
1. Fire												
2.1 Allied lines												
2.2 Multiple peril crop												
2.3 Federal flood												
2.4 Private crop												
2.5 Private flood												
3. Farmowners multiple peril												
4. Homeowners multiple peril												
5.1 Commercial multiple peril (non-liability portion)												
5.2 Commercial multiple peril (liability portion)												
6. Mortgage guaranty												
8. Ocean marine												
9. Inland marine												
10. Financial guaranty												
11. Medical professional liability												
12. Earthquake												
13. Group accident and health (b)												
14. Credit accident and health (group and individual)												
15.1 Collectively renewable accident and health (b)												
15.2 Non-cancelable accident and health(b)												
15.3 Guaranteed renewable accident and health(b)												
15.4 Non-renewable for stated reasons only (b)												
15.5 Other accident only												
15.6 Medicare Title XVIII exempt from state taxes or fees												
15.7 All other accident and health (b)												
15.8 Federal employees health benefits plan premium (b)												
16. Workers' compensation												
17.1 Other Liability - occurrence												
17.2 Other Liability - claims made												
17.3 Excess workers' compensation												
18. Products liability												
19.1 Private passenger auto no-fault (personal injury protection)	810	659		246							85	30
19.2 Other private passenger auto liability	2,644,586	2,243,899		807,172	687,451	1,392,279	780,299	19,531	29,947	31,633	269,439	102,928
19.3 Commercial auto no-fault (personal injury protection)												
19.4 Other commercial auto liability												
21.1 Private passenger auto physical damage	889,430	739,529		272,138	455,100	499,201	48,872	1,096	1,872	807	93,252	37,210
21.2 Commercial auto physical damage												
22. Aircraft (all perils)												
23. Fidelity												
24. Surety												
26. Burglary and theft												
27. Boiler and machinery												
28. Credit												
30. Warranty												
34. Aggregate write-ins for other lines of business												
35. TOTALS (a)	3,534,826	2,984,087		1,079,556	1,142,551	1,891,480	829,171	20,627	31,819	32,440	362,776	140,168
DETAILS OF WRITE-INS												
3401.												
3402.												
3403.												
3498. Summary of remaining write-ins for Line 34 from overflow page												
3499. Totals (Lines 3401 thru 3403 plus 3498)(Line 34 above)												

(a) Finance and service charges not included in Lines 1 to 35 \$ 170,313

(b) For health business on indicated lines report: Number of persons insured under PPO managed care products and number of persons insured under indemnity only products



ANNUAL STATEMENT FOR THE YEAR 2016 OF THE Bristol West Insurance Company

EXHIBIT OF PREMIUMS AND LOSSES (Statutory Page 14)

NAIC Group Code 0069 BUSINESS IN THE STATE OF West Virginia DURING THE YEAR 2016 NAIC Company Code 19658

Line of Business	Gross Premiums, Including Policy and Membership Fees, Less Return Premiums and Premiums on Policies not Taken		3 Dividends Paid or Credited to Policyholders on Direct Business	4 Direct Unearned Premium Reserves	5 Direct Losses Paid (deducting salvage)	6 Direct Losses Incurred	7 Direct Losses Unpaid	8 Direct Defense and Cost Containment Expense Paid	9 Direct Defense and Cost Containment Expense Incurred	10 Direct Defense and Cost Containment Expense Unpaid	11 Commissions and Brokerage Expenses	12 Taxes, Licenses and Fees
	1 Direct Premiums Written	2 Direct Premiums Earned										
1. Fire												
2.1 Allied lines												
2.2 Multiple peril crop												
2.3 Federal flood												
2.4 Private crop												
2.5 Private flood												
3. Farmowners multiple peril												
4. Homeowners multiple peril												
5.1 Commercial multiple peril (non-liability portion)												
5.2 Commercial multiple peril (liability portion)												
6. Mortgage guaranty												
8. Ocean marine												
9. Inland marine												
10. Financial guaranty												
11. Medical professional liability												
12. Earthquake												
13. Group accident and health (b)												
14. Credit accident and health (group and individual)												
15.1 Collectively renewable accident and health (b)												
15.2 Non-cancelable accident and health(b)												
15.3 Guaranteed renewable accident and health(b)												
15.4 Non-renewable for stated reasons only (b)												
15.5 Other accident only												
15.6 Medicare Title XVIII exempt from state taxes or fees												
15.7 All other accident and health (b)												
15.8 Federal employees health benefits plan premium (b)												
16. Workers' compensation												
17.1 Other Liability - occurrence												
17.2 Other Liability - claims made												
17.3 Excess workers' compensation												
18. Products liability												
19.1 Private passenger auto no-fault (personal injury protection)												
19.2 Other private passenger auto liability												
19.3 Commercial auto no-fault (personal injury protection)												
19.4 Other commercial auto liability												
21.1 Private passenger auto physical damage												
21.2 Commercial auto physical damage												
22. Aircraft (all perils)												
23. Fidelity												
24. Surety												
26. Burglary and theft												
27. Boiler and machinery												
28. Credit												
30. Warranty												
34. Aggregate write-ins for other lines of business												
35. TOTALS (a)												
DETAILS OF WRITE-INS												
3401.												
3402.												
3403.												
3498. Summary of remaining write-ins for Line 34 from overflow page												
3499. Totals (Lines 3401 thru 3403 plus 3498)(Line 34 above)												

(a) Finance and service charges not included in Lines 1 to 35 \$
(b) For health business on indicated lines report: Number of persons insured under PPO managed care products and number of persons insured under indemnity only products



ANNUAL STATEMENT FOR THE YEAR 2016 OF THE Bristol West Insurance Company

EXHIBIT OF PREMIUMS AND LOSSES (Statutory Page 14)

NAIC Group Code 0069 BUSINESS IN THE STATE OF Wisconsin DURING THE YEAR 2016 NAIC Company Code 19658

Line of Business	Gross Premiums, Including Policy and Membership Fees, Less Return Premiums and Premiums on Policies not Taken		3 Dividends Paid or Credited to Policyholders on Direct Business	4 Direct Unearned Premium Reserves	5 Direct Losses Paid (deducting salvage)	6 Direct Losses Incurred	7 Direct Losses Unpaid	8 Direct Defense and Cost Containment Expense Paid	9 Direct Defense and Cost Containment Expense Incurred	10 Direct Defense and Cost Containment Expense Unpaid	11 Commissions and Brokerage Expenses	12 Taxes, Licenses and Fees
	1 Direct Premiums Written	2 Direct Premiums Earned										
1. Fire												
2.1 Allied lines												
2.2 Multiple peril crop												
2.3 Federal flood												
2.4 Private crop												
2.5 Private flood												
3. Farmowners multiple peril												
4. Homeowners multiple peril												
5.1 Commercial multiple peril (non-liability portion)												
5.2 Commercial multiple peril (liability portion)												
6. Mortgage guaranty												
8. Ocean marine												
9. Inland marine												
10. Financial guaranty												
11. Medical professional liability												
12. Earthquake												
13. Group accident and health (b)												
14. Credit accident and health (group and individual)												
15.1 Collectively renewable accident and health (b)												
15.2 Non-cancelable accident and health(b)												
15.3 Guaranteed renewable accident and health(b)												
15.4 Non-renewable for stated reasons only (b)												
15.5 Other accident only												
15.6 Medicare Title XVIII exempt from state taxes or fees												
15.7 All other accident and health (b)												
15.8 Federal employees health benefits plan premium (b)												
16. Workers' compensation												
17.1 Other Liability - occurrence												
17.2 Other Liability - claims made												
17.3 Excess workers' compensation												
18. Products liability												
19.1 Private passenger auto no-fault (personal injury protection)												
19.2 Other private passenger auto liability	2,782,234	2,826,741		701,751	1,847,232	1,510,034	1,818,886	41,243	43,676	188,232	264,319	134,295
19.3 Commercial auto no-fault (personal injury protection)												
19.4 Other commercial auto liability												
21.1 Private passenger auto physical damage	1,164,218	1,205,992		302,411	658,485	665,156	56,310	500	219	505	114,743	63,840
21.2 Commercial auto physical damage												
22. Aircraft (all perils)												
23. Fidelity												
24. Surety												
26. Burglary and theft												
27. Boiler and machinery												
28. Credit												
30. Warranty												
34. Aggregate write-ins for other lines of business												
35. TOTALS (a)	3,946,452	4,032,733		1,004,162	2,505,717	2,175,190	1,875,196	41,743	43,895	188,737	379,062	198,135
DETAILS OF WRITE-INS												
3401.												
3402.												
3403.												
3498. Summary of remaining write-ins for Line 34 from overflow page												
3499. Totals (Lines 3401 thru 3403 plus 3498)(Line 34 above)												

(a) Finance and service charges not included in Lines 1 to 35 \$251,405

(b) For health business on indicated lines report: Number of persons insured under PPO managed care products and number of persons insured under indemnity only products



ANNUAL STATEMENT FOR THE YEAR 2016 OF THE Bristol West Insurance Company

EXHIBIT OF PREMIUMS AND LOSSES (Statutory Page 14)

NAIC Group Code 0069 BUSINESS IN THE STATE OF Grand Total DURING THE YEAR 2016 NAIC Company Code 19658

Line of Business	Gross Premiums, Including Policy and Membership Fees, Less Return Premiums and Premiums on Policies not Taken		3 Dividends Paid or Credited to Policyholders on Direct Business	4 Direct Unearned Premium Reserves	5 Direct Losses Paid (deducting salvage)	6 Direct Losses Incurred	7 Direct Losses Unpaid	8 Direct Defense and Cost Containment Expense Paid	9 Direct Defense and Cost Containment Expense Incurred	10 Direct Defense and Cost Containment Expense Unpaid	11 Commissions and Brokerage Expenses	12 Taxes, Licenses and Fees
	1 Direct Premiums Written	2 Direct Premiums Earned										
1. Fire												
2.1 Allied lines												
2.2 Multiple peril crop												
2.3 Federal flood												
2.4 Private crop												
2.5 Private flood												
3. Farmowners multiple peril												
4. Homeowners multiple peril												
5.1 Commercial multiple peril (non-liability portion)												
5.2 Commercial multiple peril (liability portion)												
6. Mortgage guaranty												
8. Ocean marine												
9. Inland marine												
10. Financial guaranty												
11. Medical professional liability												
12. Earthquake												
13. Group accident and health (b)												
14. Credit accident and health (group and individual)												
15.1 Collectively renewable accident and health (b)												
15.2 Non-cancelable accident and health(b)												
15.3 Guaranteed renewable accident and health(b)												
15.4 Non-renewable for stated reasons only (b)												
15.5 Other accident only												
15.6 Medicare Title XVIII exempt from state taxes or fees												
15.7 All other accident and health (b)												
15.8 Federal employees health benefits plan premium (b)												
16. Workers' compensation												
17.1 Other Liability - occurrence												
17.2 Other Liability - claims made												
17.3 Excess workers' compensation												
18. Products liability												
19.1 Private passenger auto no-fault (personal injury protection)	7, 148, 144	7, 127, 488		2, 265, 527	8, 885, 478	8, 628, 724	8, 251, 058	188, 495	158, 705	488, 093	688, 041	206, 314
19.2 Other private passenger auto liability	145, 388, 839	143, 392, 895		38, 732, 208	85, 962, 486	86, 919, 905	82, 710, 056	2, 897, 286	3, 048, 899	4, 603, 165	14, 321, 468	3, 989, 377
19.3 Commercial auto no-fault (personal injury protection)												
19.4 Other commercial auto liability												
21.1 Private passenger auto physical damage	65, 934, 065	65, 599, 772		18, 222, 800	41, 472, 431	41, 922, 833	3, 421, 333	30, 728	9, 630	28, 112	6, 728, 673	1, 736, 456
21.2 Commercial auto physical damage												
22. Aircraft (all perils)												
23. Fidelity												
24. Surety												
26. Burglary and theft												
27. Boiler and machinery												
28. Credit												
30. Warranty												
34. Aggregate write-ins for other lines of business												
35. TOTALS (a)	218, 471, 048	216, 120, 155		59, 220, 535	136, 320, 395	137, 471, 462	94, 382, 447	3, 116, 509	3, 217, 234	5, 119, 370	21, 738, 182	5, 932, 147
DETAILS OF WRITE-INS												
3401.												
3402.												
3403.												
3498. Summary of remaining write-ins for Line 34 from overflow page												
3499. Totals (Lines 3401 thru 3403 plus 3498)(Line 34 above)												

(a) Finance and service charges not included in Lines 1 to 35 \$ 13, 658, 695
(b) For health business on indicated lines report: Number of persons insured under PPO managed care products and number of persons insured under indemnity only products .

Schedule F - Part 1
N O N E

Schedule F - Part 2
N O N E

ANNUAL STATEMENT FOR THE YEAR 2016 OF THE Bristol West Insurance Company

SCHEDULE F - PART 3

Ceded Reinsurance as of December 31, Current Year (000 OMITTED)

1	2	3	4	5	6	Reinsurance Recoverable On									Reinsurance Payable		18	19
						7	8	9	10	11	12	13	14	15	16	17		
ID Number	NAIC Company Code	Name of Reinsurer	Domiciliary Jurisdiction	Special Code	Reinsurance Premiums Ceded	Paid Losses	Paid LAE	Known Case Loss Reserves	Known Case LAE Reserves	IBNR Loss Reserves	IBNR LAE Reserves	Unearned Premiums	Contingent Commissions	Columns 7 thru 14 Totals	Ceded Balances Payable	Other Amounts Due to Reinsurers	Net Amount Recoverable From Reinsurers Cols. 15 - [16 + 17]	Funds Held By Company Under Reinsurance Treaties
95-2575893	21652	Farmers Insurance Exchange	CA		218,302	10,014	1,471	53,900		34,702	8,932	59,125		168,143	75,440		92,703	
0399999. Total Authorized - Affiliates - U.S. Non-Pool - Other					218,302	10,014	1,471	53,900		34,702	8,932	59,125		168,143	75,440		92,703	
0499999. Total Authorized - Affiliates - U.S. Non-Pool					218,302	10,014	1,471	53,900		34,702	8,932	59,125		168,143	75,440		92,703	
0799999. Total Authorized - Affiliates - Other (Non-U.S.)																		
0899999. Total Authorized - Affiliates					218,302	10,014	1,471	53,900		34,702	8,932	59,125		168,143	75,440		92,703	
0999998. Total Authorized - Other U.S. Unaffiliated Insurers (Under \$100,000)																		
0999999. Total Authorized - Other U.S. Unaffiliated Insurers																		
AA-9991159	00000	Michigan Catastrophic Claims Association	MI		169	2,031		3,104		1,038		95		6,268	204		6,065	
1099999. Total Authorized - Pools - Mandatory Pools					169	2,031		3,104		1,038		95		6,268	204		6,065	
1299998. Total Authorized - Other Non-U.S. Insurers (Under \$100,000)																		
1299999. Total Authorized - Other Non-U.S. Insurers																		
1399999. Total Authorized					218,471	12,045	1,471	57,004		35,740	8,932	59,221		174,411	75,643		98,768	
1799999. Total Unauthorized - Affiliates - U.S. Non-Pool																		
2099999. Total Unauthorized - Affiliates - Other (Non-U.S.)																		
2199999. Total Unauthorized - Affiliates																		
2299998. Total Unauthorized - Other U.S. Unaffiliated Insurers (Under \$100,000)																		
2299999. Total Unauthorized - Other U.S. Unaffiliated Insurers																		
2599998. Total Unauthorized - Other Non-U.S. Insurers (Under \$100,000)																		
2599999. Total Unauthorized - Other Non-U.S. Insurers																		
2699999. Total Unauthorized																		
3099999. Total Certified - Affiliates - U.S. Non-Pool																		
3399999. Total Certified - Affiliates - Other (Non-U.S.)																		
3499999. Total Certified - Affiliates																		
3599998. Total Certified - Other U.S. Unaffiliated Insurers (Under \$100,000)																		
3599999. Total Certified - Other U.S. Unaffiliated Insurers																		
3899998. Total Certified - Other Non-U.S. Insurers (Under \$100,000)																		
3899999. Total Certified - Other Non-U.S. Insurers																		
3999999. Total Certified																		
4099999. Total Authorized, Unauthorized and Certified					218,471	12,045	1,471	57,004		35,740	8,932	59,221		174,411	75,643		98,768	
4199999. Total Protected Cells																		
9999999 Totals					218,471	12,045	1,471	57,004		35,740	8,932	59,221		174,411	75,643		98,768	

NOTE: A. Report the five largest provisional commission rates included in the cedant's reinsurance treaties.
The commission rate to be reported is by contract with ceded premium in excess of \$50,000:

1	2	3
Name of Reinsurer	Commission Rate	Ceded Premium
1.		
2.		
3.		
4.		
5.		

B. Report the five largest reinsurance recoverables reported in Column 15, due from any one reinsurer (based on the total recoverables, Line 9999999, Column 15), the amount of ceded premium, and indicate whether the recoverables are due from an affiliated insurer.

1	2	3	4
Name of Reinsurer	Total Recoverables	Ceded Premiums	Affiliated
1. Farmers Insurance Exchange	168,143	218,302	Yes [X] No []
2. Michigan Catastrophic Claims Association	6,268	169	Yes [] No [X]
3.			Yes [] No []
4.			Yes [] No []
5.			Yes [] No []

ANNUAL STATEMENT FOR THE YEAR 2016 OF THE Bristol West Insurance Company

SCHEDULE F - PART 4

Aging of Ceded Reinsurance as of December 31, Current Year (000 OMITTED)

1 ID Number	2 NAIC Com- pany Code	3 Name of Reinsurer	4 Domiciliary Jurisdiction	Reinsurance Recoverable on Paid Losses and Paid Loss Adjustment Expenses							12 Percentage Overdue Col. 10/Col. 11	13 Percentage More Than 120 Days Overdue Col. 9/Col. 11
				5 Current	Overdue					11 Total Due Cols. 5 + 10		
					6 1 to 29 Days	7 30 to 90 Days	8 91 to 120 Days	9 Over 120 Days	10 Total Overdue Cols. 6 + 7 + 8 + 9			
95-2575893	..21652	Farmers Insurance Exchange	CA	11,484						11,484		
0399999. Total Authorized - Affiliates - U.S. Non-Pool - Other				11,484						11,484		
0499999. Total Authorized - Affiliates - U.S. Non-Pool				11,484						11,484		
0799999. Total Authorized - Affiliates - Other (Non-U.S.)												
0899999. Total Authorized - Affiliates				11,484						11,484		
AA-9991159	..00000	Michigan Catastrophic Claims Association	MI	2,031						2,031		
1099999. Total Authorized - Pools - Mandatory Pools				2,031						2,031		
1399999. Total Authorized				13,516						13,516		
1799999. Total Unauthorized - Affiliates - U.S. Non-Pool												
2099999. Total Unauthorized - Affiliates - Other (Non-U.S.)												
2199999. Total Unauthorized - Affiliates												
2699999. Total Unauthorized												
3099999. Total Certified - Affiliates - U.S. Non-Pool												
3399999. Total Certified - Affiliates - Other (Non-U.S.)												
3499999. Total Certified - Affiliates												
3999999. Total Certified												
4099999. Total Authorized, Unauthorized and Certified				13,516						13,516		
4199999. Total Protected Cells												
9999999 Totals				13,516						13,516		

Schedule F - Part 5

N O N E

Schedule F - Part 5 - Bank Footnote

N O N E

Schedule F - Part 6 - Section 1 - Provision for Reinsurance Ceded to Certified Reinsurers

N O N E

Schedule F - Part 6 - Section 1 - Bank Footnote

N O N E

Schedule F - Part 6 - Section 2 - Provision for Overdue Reinsurance Ceded to Certified Reinsurers

N O N E

Schedule F - Part 7 - Provision for Overdue Authorized Reinsurance

N O N E

Schedule F - Part 8 - Provision for Overdue Reinsurance

N O N E

SCHEDULE F - PART 9

Restatement of Balance Sheet to Identify Net Credit for Reinsurance

	1 As Reported (Net of Ceded)	2 Restatement Adjustments	3 Restated (Gross of Ceded)
ASSETS (Page 2, Col. 3)			
1. Cash and invested assets (Line 12)	66,838,175		66,838,175
2. Premiums and considerations (Line 15)	47,512,003		47,512,003
3. Reinsurance recoverable on loss and loss adjustment expense payments (Line 16.1)	13,515,626	(11,484,244)	2,031,382
4. Funds held by or deposited with reinsured companies (Line 16.2)			
5. Other assets	2,406,383		2,406,383
6. Net amount recoverable from reinsurers		92,703,493	92,703,493
7. Protected cell assets (Line 27)			
8. Totals (Line 28)	130,272,187	81,219,249	211,491,436
LIABILITIES (Page 3)			
9. Losses and loss adjustment expenses (Lines 1 through 3)	1,647,451	97,533,676	99,181,127
10. Taxes, expenses, and other obligations (Lines 4 through 8)	4,734,826		4,734,826
11. Unearned premiums (Line 9)		59,125,166	59,125,166
12. Advance premiums (Line 10)	672,346		672,346
13. Dividends declared and unpaid (Line 11.1 and 11.2)			
14. Ceded reinsurance premiums payable (net of ceding commissions (Line 12)	75,643,440	(75,439,593)	203,847
15. Funds held by company under reinsurance treaties (Line 13)			
16. Amounts withheld or retained by company for account of others (Line 14)			
17. Provision for reinsurance (Line 16)			
18. Other liabilities	1,027,649		1,027,649
19. Total liabilities excluding protected cell business (Line 26)	83,725,712	81,219,249	164,944,961
20. Protected cell liabilities (Line 27)			
21. Surplus as regards policyholders (Line 37)	46,546,475	XXX	46,546,475
22. Totals (Line 38)	130,272,187	81,219,249	211,491,436

NOTE: Is the restatement of this exhibit the result of grossing up balances ceded to affiliates under 100 percent reinsurance or pooling arrangements? Yes [X] No []

If yes, give full explanation: Bristol West Insurance Company cedes 100% of its business, after other reinsurance, to Farmers Insurance Exchange, an affiliate domiciled in California.

Schedule H - Part 1

N O N E

Schedule H - Part 2 - Reserves and Liabilities

N O N E

Schedule H - Part 3 - Prior Year's Claim Reserves and Liabilities

N O N E

Schedule H - Part 4 - Reinsurance

N O N E

Schedule H - Part 5 - Health Claims

N O N E

ANNUAL STATEMENT FOR THE YEAR 2016 OF THE Bristol West Insurance Company

SCHEDULE P - PART 1A - HOMEOWNERS/FARMOWNERS

(\$000 OMITTED)

Years in Which Premiums Were Earned and Losses Were Incurred	Premiums Earned			Loss and Loss Expense Payments								12
	1	2	3	Loss Payments		Defense and Cost Containment Payments		Adjusting and Other Payments		10	11	Number of Claims Reported Direct and Assumed
	Direct and Assumed	Ceded	Net (1 - 2)	4	5	6	7	8	9	Salvage and Subrogation Received	Total Net Paid Cols (4 - 5 + 6 - 7 + 8 - 9)	
1. Prior.....	XXX	XXX	XXX									XXX
2. 2007.....												
3. 2008.....												
4. 2009.....												
5. 2010.....												
6. 2011.....												
7. 2012.....												
8. 2013.....												
9. 2014.....												
10. 2015.....												
11. 2016.....												
12. Totals	XXX	XXX	XXX									XXX

	Losses Unpaid				Defense and Cost Containment Unpaid				Adjusting and Other Unpaid		23 Salvage and Subrogation Anticipated	24 Total Net Losses and Expenses Unpaid	25 Number of Claims Outstanding Direct and Assumed
	Case Basis		Bulk + IBNR		Case Basis		Bulk + IBNR		Adjusting and Other Unpaid				
	13 Direct and Assumed	14 Ceded	15 Direct and Assumed	16 Ceded	17 Direct and Assumed	18 Ceded	19 Direct and Assumed	20 Ceded	21 Direct and Assumed	22 Ceded			
1. Prior.....													
2. 2007.....													
3. 2008.....													
4. 2009.....													
5. 2010.....													
6. 2011.....													
7. 2012.....													
8. 2013.....													
9. 2014.....													
10. 2015.....													
11. 2016.....													
12. Totals													

	Total Losses and Loss Expenses Incurred			Loss and Loss Expense Percentage (Incurred /Premiums Earned)			Nontabular Discount		34 Inter- Company Pooling Participation Percentage	Net Balance Sheet Reserves After Discount	
	26	27	28	29	30	31	32	33		35	36
	Direct and Assumed	Ceded	Net	Direct and Assumed	Ceded	Net	Loss	Loss Expense		Losses Unpaid	Loss Expenses Unpaid
1. Prior.....	XXX	XXX	XXX	XXX	XXX	XXX			XXX		
2. 2007.....											
3. 2008.....											
4. 2009.....											
5. 2010.....											
6. 2011.....											
7. 2012.....											
8. 2013.....											
9. 2014.....											
10. 2015.....											
11. 2016.....											
12. Totals	XXX	XXX	XXX	XXX	XXX	XXX			XXX		

ANNUAL STATEMENT FOR THE YEAR 2016 OF THE Bristol West Insurance Company

SCHEDULE P - PART 1B - PRIVATE PASSENGER AUTO LIABILITY/MEDICAL

(\$000 OMITTED)

Years in Which Premiums Were Earned and Losses Were Incurred	Premiums Earned			Loss and Loss Expense Payments								12
	1 Direct and Assumed	2 Ceded	3 Net (1 - 2)	Loss Payments		Defense and Cost Containment Payments		Adjusting and Other Payments		10 Salvage and Subrogation Received	11 Total Net Paid Cols (4 - 5 + 6 - 7 + 8 - 9)	Number of Claims Reported Direct and Assumed
				4 Direct and Assumed	5 Ceded	6 Direct and Assumed	7 Ceded	8 Direct and Assumed	9 Ceded			
1. Prior.....	XXX	XXX	XXX	4,014	3,836	16		96		12	289	XXX
2. 2007.....	122,070	110,422	11,648	84,048	76,308	4,721	4,248	10,619	9,572	136	9,261	27,308
3. 2008.....	141,189	127,345	13,844	92,596	83,417	4,082	3,672	11,678	10,547	224	10,720	33,396
4. 2009.....	184,315	166,032	18,282	128,176	115,512	4,637	4,173	17,897	16,424	342	14,601	46,665
5. 2010.....	199,941	199,941		131,675	131,675	5,683	5,683	23,922	23,922			49,851
6. 2011.....	179,535	179,535		114,598	114,598	4,374	4,374	22,066	22,066			44,526
7. 2012.....	173,288	173,288		114,508	114,508	4,210	4,210	20,061	20,061			44,705
8. 2013.....	150,268	150,268		87,602	87,602	2,515	2,515	13,277	13,277			35,528
9. 2014.....	134,029	134,029		76,006	76,006	1,727	1,727	11,108	11,108			27,774
10. 2015.....	143,443	143,443		71,420	71,420	1,198	1,198	10,365	10,365			29,693
11. 2016.....	150,520	150,520		44,684	44,684	239	239	6,844	6,844			26,987
12. Totals	XXX	XXX	XXX	949,328	919,566	33,401	32,038	147,934	144,186	714	34,872	XXX

	Losses Unpaid				Defense and Cost Containment Unpaid				Adjusting and Other Unpaid		23	24	25
	Case Basis		Bulk + IBNR		Case Basis		Bulk + IBNR						
	13	14	15	16	17	18	19	20	21	22			
	Direct and Assumed	Ceded	Direct and Assumed	Ceded	Direct and Assumed	Ceded	Direct and Assumed	Ceded	Direct and Assumed	Ceded			
1. Prior.....	3,485	1,970										1,515	53
2. 2007.....	822	799	293	263			30	27	3	3		55	13
3. 2008.....	115	118	205	185			23	20	1	1		20	4
4. 2009.....	525	494	118	107			21	19	4	3		44	15
5. 2010.....	547	547	149	149			36	36	6	6			14
6. 2011.....	405	405	253	253			84	84	8	8			28
7. 2012.....	1,288	1,288	523	523			174	174	20	20			65
8. 2013.....	3,010	3,010	695	695			337	337	38	38			130
9. 2014.....	5,605	5,605	2,123	2,123			721	721	92	92			250
10. 2015.....	14,046	14,046	5,961	5,961			1,472	1,472	316	316			750
11. 2016.....	26,537	26,537	24,255	24,255			2,194	2,194	2,772	2,772			4,022
12. Totals	56,385	54,819	34,576	34,515			5,091	5,084	3,261	3,260		1,635	5,344

	Total Losses and Loss Expenses Incurred			Loss and Loss Expense Percentage (Incurred /Premiums Earned)			Nontabular Discount		34 Inter-Company Pooling Participation Percentage	Net Balance Sheet Reserves After Discount	
	26	27	28	29	30	31	32	33		35	36
	Direct and Assumed	Ceded	Net	Direct and Assumed	Ceded	Net	Loss	Loss Expense		Losses Unpaid	Loss Expenses Unpaid
1. Prior.....	XXX	XXX	XXX	XXX	XXX	XXX			XXX	1,515	
2. 2007.....	100,536	91,219	9,316	82.4	82.6	80.0				52	3
3. 2008.....	108,700	97,960	10,740	77.0	76.9	77.6				18	2
4. 2009.....	151,377	136,732	14,645	82.1	82.4	80.1				42	3
5. 2010.....	162,018	162,018		81.0	81.0						
6. 2011.....	141,788	141,788		79.0	79.0						
7. 2012.....	140,785	140,785		81.2	81.2						
8. 2013.....	107,475	107,475		71.5	71.5						
9. 2014.....	97,383	97,383		72.7	72.7						
10. 2015.....	104,778	104,778		73.0	73.0						
11. 2016.....	107,525	107,525		71.4	71.4						
12. Totals	XXX	XXX	XXX	XXX	XXX	XXX			XXX	1,627	8

Schedule P - Part 1C - Commercial Auto/Truck Liability/Medical

N O N E

Schedule P - Part 1D - Workers' Compensation (Excluding Excess Workers' Compensation)

N O N E

Schedule P - Part 1E - Commercial Multiple Peril

N O N E

Schedule P - Part 1F - Section 1 - Medical Professional Liability - Occurrence

N O N E

Schedule P - Part 1F - Section 2 - Medical Professional Liability - Claims-Made

N O N E

Schedule P - Part 1G - Special Liability (Ocean Marine, Aircraft (all perils), Boiler and Machinery)

N O N E

Schedule P - Part 1H - Section 1 - Other Liability - Occurrence

N O N E

Schedule P - Part 1H - Section 2 - Other Liability - Claims-Made

N O N E

Schedule P - Part 1I - Special Property (Fire, Allied Lines...)

N O N E

ANNUAL STATEMENT FOR THE YEAR 2016 OF THE Bristol West Insurance Company

SCHEDULE P - PART 1J - AUTO PHYSICAL DAMAGE

(\$000 OMITTED)

Years in Which Premiums Were Earned and Losses Were Incurred	Premiums Earned			Loss and Loss Expense Payments								12
	1 Direct and Assumed	2 Ceded	3 Net (1 - 2)	Loss Payments		Defense and Cost Containment Payments		Adjusting and Other Payments		10 Salvage and Subrogation Received	11 Total Net Paid Cols (4 - 5 + 6 - 7 + 8 - 9)	Number of Claims Reported Direct and Assumed
				4 Direct and Assumed	5 Ceded	6 Direct and Assumed	7 Ceded	8 Direct and Assumed	9 Ceded			
1. Prior.....	XXX	XXX	XXX	(89)	(68)	(4)	(3)	20	18	18	(21)	XXX
2. 2015.....	63,654	63,654		38,140	38,140	31	31	5,658	5,658			22,128
3. 2016.....	65,600	65,600		38,548	38,548	17	17	4,249	4,249			20,337
4. Totals	XXX	XXX	XXX	76,600	76,621	44	45	9,927	9,926	18	(21)	XXX

	Losses Unpaid				Defense and Cost Containment Unpaid				Adjusting and Other Unpaid		23	24	25
	Case Basis		Bulk + IBNR		Case Basis		Bulk + IBNR						
	13	14	15	16	17	18	19	20	21	22			
	Direct and Assumed	Ceded	Direct and Assumed	Ceded	Direct and Assumed	Ceded	Direct and Assumed	Ceded	Direct and Assumed	Ceded			
1. Prior	14	14	254	242			3	3	8	8	1	13	3
2. 2015	44	44	(68)	(68)			5	5	13	13			17
3. 2016	2,127	2,127	1,050	1,050			20	20	539	539			864
4. Totals	2,185	2,185	1,236	1,224			28	28	560	560	1	13	884

	Total Losses and Loss Expenses Incurred			Loss and Loss Expense Percentage (Incurred /Premiums Earned)			Nontabular Discount		34 Inter-Company Pooling Participation Percentage	Net Balance Sheet Reserves After Discount	
	26	27	28	29	30	31	32	33		35	36
	Direct and Assumed	Ceded	Net	Direct and Assumed	Ceded	Net	Loss	Loss Expense		Losses Unpaid	Loss Expenses Unpaid
1. Prior.....	XXX	XXX	XXX	XXX	XXX	XXX			XXX	12	
2. 2015.....	43,824	43,824		68.8	68.8						
3. 2016.....	46,550	46,550		71.0	71.0						
4. Totals	XXX	XXX	XXX	XXX	XXX	XXX			XXX	12	

Schedule P - Part 1K - Fidelity/Surety

N O N E

Schedule P - Part 1L - Other (Including Credit, Accident and Health)

N O N E

Schedule P - Part 1M - International

N O N E

Schedule P - Part 1N - Reinsurance - Nonproportional Assumed Property

N O N E

Schedule P - Part 1O - Reinsurance - Nonproportional Assumed Liability

N O N E

Schedule P - Part 1P - Reinsurance - Nonproportional Assumed Financial Lines

N O N E

Schedule P - Part 1R - Section 1 - Products Liability - Occurrence

N O N E

Schedule P - Part 1R - Section 2 - Products Liability - Claims-Made

N O N E

Schedule P - Part 1S - Financial Guaranty/Mortgage Guaranty

N O N E

Schedule P - Part 1T - Warranty

N O N E

ANNUAL STATEMENT FOR THE YEAR 2016 OF THE Bristol West Insurance Company

SCHEDULE P - PART 2A - HOMEOWNERS/FARMOWNERS

Years in Which Losses Were Incurred	INCURRED NET LOSSES AND DEFENSE AND COST CONTAINMENT EXPENSES REPORTED AT YEAR END (\$000 OMITTED)										DEVELOPMENT	
	1 2007	2 2008	3 2009	4 2010	5 2011	6 2012	7 2013	8 2014	9 2015	10 2016	11 One Year	12 Two Year
1. Prior.....												
2. 2007.....												
3. 2008.....	XXX											
4. 2009.....	XXX	XXX										
5. 2010.....	XXX	XXX	XXX									
6. 2011.....	XXX	XXX	XXX	XXX								
7. 2012.....	XXX	XXX	XXX	XXX	XXX							
8. 2013.....	XXX	XXX	XXX	XXX	XXX	XXX						
9. 2014.....	XXX	XXX	XXX	XXX	XXX	XXX	XXX					
10. 2015.....	XXX	XXX	XXX	XXX	XXX	XXX	XXX	XXX				XXX
11. 2016.....	XXX	XXX	XXX	XXX	XXX	XXX	XXX	XXX	XXX		XXX	XXX
12. Totals												

SCHEDULE P - PART 2B - PRIVATE PASSENGER AUTO LIABILITY/MEDICAL

1. Prior.....	39,910	42,404	45,078	40,796	41,446	42,225	43,992	43,400	43,274	43,349	75	(50)
2. 2007.....	7,653	7,813	7,944	7,923	8,014	8,059	8,279	8,269	8,255	8,269	14	
3. 2008.....	XXX	8,750	9,206	9,253	9,417	9,544	9,607	9,639	9,619	9,609	(10)	(30)
4. 2009.....	XXX	XXX	11,538	12,275	12,749	13,035	13,134	13,183	13,168	13,172	4	(11)
5. 2010.....	XXX	XXX	XXX									
6. 2011.....	XXX	XXX	XXX	XXX								
7. 2012.....	XXX	XXX	XXX	XXX	XXX							
8. 2013.....	XXX	XXX	XXX	XXX	XXX	XXX						
9. 2014.....	XXX	XXX	XXX	XXX	XXX	XXX	XXX					
10. 2015.....	XXX	XXX	XXX	XXX	XXX	XXX	XXX	XXX				XXX
11. 2016.....	XXX	XXX	XXX	XXX	XXX	XXX	XXX	XXX	XXX		XXX	XXX
12. Totals											84	(91)

SCHEDULE P - PART 2C - COMMERCIAL AUTO/TRUCK LIABILITY/MEDICAL

1. Prior.....												
2. 2007.....												
3. 2008.....	XXX											
4. 2009.....	XXX	XXX										
5. 2010.....	XXX	XXX	XXX									
6. 2011.....	XXX	XXX	XXX	XXX								
7. 2012.....	XXX	XXX	XXX	XXX	XXX							
8. 2013.....	XXX	XXX	XXX	XXX	XXX	XXX						
9. 2014.....	XXX	XXX	XXX	XXX	XXX	XXX	XXX					
10. 2015.....	XXX	XXX	XXX	XXX	XXX	XXX	XXX	XXX				XXX
11. 2016.....	XXX	XXX	XXX	XXX	XXX	XXX	XXX	XXX	XXX		XXX	XXX
12. Totals												

SCHEDULE P - PART 2D - WORKERS' COMPENSATION
(EXCLUDING EXCESS WORKERS' COMPENSATION)

1. Prior.....												
2. 2007.....												
3. 2008.....	XXX											
4. 2009.....	XXX	XXX										
5. 2010.....	XXX	XXX	XXX									
6. 2011.....	XXX	XXX	XXX	XXX								
7. 2012.....	XXX	XXX	XXX	XXX	XXX							
8. 2013.....	XXX	XXX	XXX	XXX	XXX	XXX						
9. 2014.....	XXX	XXX	XXX	XXX	XXX	XXX	XXX					
10. 2015.....	XXX	XXX	XXX	XXX	XXX	XXX	XXX	XXX				XXX
11. 2016.....	XXX	XXX	XXX	XXX	XXX	XXX	XXX	XXX	XXX		XXX	XXX
12. Totals												

SCHEDULE P - PART 2E - COMMERCIAL MULTIPLE PERIL

1. Prior.....												
2. 2007.....												
3. 2008.....	XXX											
4. 2009.....	XXX	XXX										
5. 2010.....	XXX	XXX	XXX									
6. 2011.....	XXX	XXX	XXX	XXX								
7. 2012.....	XXX	XXX	XXX	XXX	XXX							
8. 2013.....	XXX	XXX	XXX	XXX	XXX	XXX						
9. 2014.....	XXX	XXX	XXX	XXX	XXX	XXX	XXX					
10. 2015.....	XXX	XXX	XXX	XXX	XXX	XXX	XXX	XXX				XXX
11. 2016.....	XXX	XXX	XXX	XXX	XXX	XXX	XXX	XXX	XXX		XXX	XXX
12. Totals												

Schedule P - Part 2F - Section 1 - Medical Professional Liability - Occurrence

N O N E

Schedule P - Part 2F - Section 2 - Medical Professional Liability - Claims-Made

N O N E

Schedule P - Part 2G - Special Liability (Ocean Marine, Aircraft (all perils), Boiler and Machinery)

N O N E

Schedule P - Part 2H - Section 1 - Other Liability - Occurrence

N O N E

Schedule P - Part 2H - Section 2- Other Liability - Claims-Made

N O N E

ANNUAL STATEMENT FOR THE YEAR 2016 OF THE Bristol West Insurance Company

SCHEDULE P - PART 2I - SPECIAL PROPERTY (FIRE, ALLIED LINES, INLAND MARINE, EARTHQUAKE, BURGLARY, AND THEFT)

Years in Which Losses Were Incurred	INCURRED NET LOSSES AND DEFENSE AND COST CONTAINMENT EXPENSES REPORTED AT YEAR END (\$000 OMITTED)										DEVELOPMENT	
	1 2007	2 2008	3 2009	4 2010	5 2011	6 2012	7 2013	8 2014	9 2015	10 2016	11 One Year	12 Two Year
1. Prior.....	XXX	XXX	XXX	XXX	XXX	XXX	XXX	XXX				
2. 2015.....	XXX	XXX	XXX	XXX	XXX	XXX	XXX	XXX				XXX
3. 2016.....	XXX	XXX	XXX	XXX	XXX	XXX	XXX	XXX	XXX		XXX	XXX
4. Totals												

SCHEDULE P - PART 2J - AUTO PHYSICAL DAMAGE

1. Prior.....	XXX	XXX	XXX	XXX	XXX	XXX	XXX	(7)	(36)	(43)	(7)	(37)
2. 2015.....	XXX	XXX	XXX	XXX	XXX	XXX	XXX	XXX				XXX
3. 2016.....	XXX	XXX	XXX	XXX	XXX	XXX	XXX	XXX	XXX		XXX	XXX
4. Totals											(7)	(37)

SCHEDULE P - PART 2K - FIDELITY/SURETY

1. Prior.....	XXX	XXX	XXX	XXX	XXX	XXX	XXX					
2. 2015.....	XXX	XXX	XXX	XXX	XXX	XXX	XXX	XXX				XXX
3. 2016.....	XXX	XXX	XXX	XXX	XXX	XXX	XXX	XXX	XXX		XXX	XXX
4. Totals												

SCHEDULE P - PART 2L - OTHER (INCLUDING CREDIT, ACCIDENT AND HEALTH)

1. Prior.....	XXX	XXX	XXX	XXX	XXX	XXX	XXX					
2. 2015.....	XXX	XXX	XXX	XXX	XXX	XXX	XXX	XXX				XXX
3. 2016.....	XXX	XXX	XXX	XXX	XXX	XXX	XXX	XXX	XXX		XXX	XXX
4. Totals												

SCHEDULE P - PART 2M - INTERNATIONAL

1. Prior.....												
2. 2007.....												
3. 2008.....	XXX											
4. 2009.....	XXX	XXX										
5. 2010.....	XXX	XXX	XXX									
6. 2011.....	XXX	XXX	XXX	XXX								
7. 2012.....	XXX	XXX	XXX	XXX	XXX							
8. 2013.....	XXX	XXX	XXX	XXX	XXX	XXX						
9. 2014.....	XXX	XXX	XXX	XXX	XXX	XXX	XXX					
10. 2015.....	XXX	XXX	XXX	XXX	XXX	XXX	XXX	XXX				XXX
11. 2016.....	XXX	XXX	XXX	XXX	XXX	XXX	XXX	XXX	XXX		XXX	XXX
12. Totals												

Schedule P - Part 2N - Reinsurance - Nonproportional Assumed Property

N O N E

Schedule P - Part 2O - Reinsurance - Nonproportional Assumed Liability

N O N E

Schedule P - Part 2P - Reinsurance - Nonproportional Assumed Financial Lines

N O N E

Schedule P - Part 2R - Section 1 - Products Liability - Occurrence

N O N E

Schedule P - Part 2R - Section 2 - Products Liability - Claims-Made

N O N E

Schedule P - Part 2S - Financial Guaranty/Mortgage Guaranty

N O N E

Schedule P - Part 2T - Warranty

N O N E

SCHEDULE P - PART 3A - HOMEOWNERS/FARMOWNERS

Years in Which Losses Were Incurred	CUMULATIVE PAID NET LOSSES AND DEFENSE AND COST CONTAINMENT EXPENSES REPORTED AT YEAR END (\$000 OMITTED)										11 Number of Claims Closed With Loss Payment	12 Number of Claims Closed Without Loss Payment
	1	2	3	4	5	6	7	8	9	10		
	2007	2008	2009	2010	2011	2012	2013	2014	2015	2016		
1. Prior.....	.000											
2. 2007.....												
3. 2008.....	XXX											
4. 2009.....	XXX	XXX										
5. 2010.....	XXX	XXX	XXX									
6. 2011.....	XXX	XXX	XXX	XXX								
7. 2012.....	XXX	XXX	XXX	XXX	XXX							
8. 2013.....	XXX	XXX	XXX	XXX	XXX	XXX						
9. 2014.....	XXX	XXX	XXX	XXX	XXX	XXX	XXX					
10. 2015.....	XXX	XXX	XXX	XXX	XXX	XXX	XXX	XXX				
11. 2016.....	XXX	XXX	XXX	XXX	XXX	XXX	XXX	XXX	XXX			

SCHEDULE P - PART 3B - PRIVATE PASSENGER AUTO LIABILITY/MEDICAL

1. Prior.....	.000	22,122	32,442	37,612	39,330	40,192	41,068	41,271	41,641	41,834	1,975	205
2. 2007.....	3,131	5,858	6,980	7,605	7,851	7,968	8,183	8,194	8,210	8,214	16,647	10,648
3. 2008.....	XXX	3,609	7,151	8,469	9,127	9,398	9,509	9,574	9,580	9,589	19,895	13,497
4. 2009.....	XXX	XXX	5,205	9,399	11,525	12,510	12,917	13,074	13,116	13,128	29,088	17,562
5. 2010.....	XXX	XXX	XXX								36,109	13,728
6. 2011.....	XXX	XXX	XXX	XXX							32,645	11,853
7. 2012.....	XXX	XXX	XXX	XXX	XXX						31,024	13,616
8. 2013.....	XXX	XXX	XXX	XXX	XXX	XXX					22,139	13,259
9. 2014.....	XXX	XXX	XXX	XXX	XXX	XXX	XXX				19,600	7,924
10. 2015.....	XXX	XXX	XXX	XXX	XXX	XXX	XXX	XXX			20,801	8,142
11. 2016.....	XXX	XXX	XXX	XXX	XXX	XXX	XXX	XXX	XXX		16,378	6,587

SCHEDULE P - PART 3C - COMMERCIAL AUTO/TRUCK LIABILITY/MEDICAL

1. Prior.....	.000											
2. 2007.....												
3. 2008.....	XXX											
4. 2009.....	XXX	XXX										
5. 2010.....	XXX	XXX	XXX									
6. 2011.....	XXX	XXX	XXX	XXX								
7. 2012.....	XXX	XXX	XXX	XXX	XXX							
8. 2013.....	XXX	XXX	XXX	XXX	XXX	XXX						
9. 2014.....	XXX	XXX	XXX	XXX	XXX	XXX	XXX					
10. 2015.....	XXX	XXX	XXX	XXX	XXX	XXX	XXX	XXX				
11. 2016.....	XXX	XXX	XXX	XXX	XXX	XXX	XXX	XXX	XXX			

SCHEDULE P - PART 3D - WORKERS' COMPENSATION
(EXCLUDING EXCESS WORKERS' COMPENSATION)

1. Prior.....	.000											
2. 2007.....												
3. 2008.....	XXX											
4. 2009.....	XXX	XXX										
5. 2010.....	XXX	XXX	XXX									
6. 2011.....	XXX	XXX	XXX	XXX								
7. 2012.....	XXX	XXX	XXX	XXX	XXX							
8. 2013.....	XXX	XXX	XXX	XXX	XXX	XXX						
9. 2014.....	XXX	XXX	XXX	XXX	XXX	XXX	XXX					
10. 2015.....	XXX	XXX	XXX	XXX	XXX	XXX	XXX	XXX				
11. 2016.....	XXX	XXX	XXX	XXX	XXX	XXX	XXX	XXX	XXX			

SCHEDULE P - PART 3E - COMMERCIAL MULTIPLE PERIL

1. Prior.....	.000											
2. 2007.....												
3. 2008.....	XXX											
4. 2009.....	XXX	XXX										
5. 2010.....	XXX	XXX	XXX									
6. 2011.....	XXX	XXX	XXX	XXX								
7. 2012.....	XXX	XXX	XXX	XXX	XXX							
8. 2013.....	XXX	XXX	XXX	XXX	XXX	XXX						
9. 2014.....	XXX	XXX	XXX	XXX	XXX	XXX	XXX					
10. 2015.....	XXX	XXX	XXX	XXX	XXX	XXX	XXX	XXX				
11. 2016.....	XXX	XXX	XXX	XXX	XXX	XXX	XXX	XXX	XXX			

Schedule P - Part 3F - Section 1 - Medical Professional Liability - Occurrence

N O N E

Schedule P - Part 3F - Section 2 - Medical Professional Liability - Claims-Made

N O N E

Schedule P - Part 3G - Special Liability

N O N E

Schedule P - Part 3H - Section 1 - Other Liability - Occurrence

N O N E

Schedule P - Part 3H - Section 2 - Other Liability - Claims-Made

N O N E

ANNUAL STATEMENT FOR THE YEAR 2016 OF THE Bristol West Insurance Company

SCHEDULE P - PART 3I - SPECIAL PROPERTY (FIRE, ALLIED LINES, INLAND MARINE, EARTHQUAKE, BURGLARY, AND THEFT)

Years in Which Losses Were Incurred	CUMULATIVE PAID NET LOSSES AND DEFENSE AND COST CONTAINMENT EXPENSES REPORTED AT YEAR END (\$000 OMITTED)										11 Number of Claims Closed With Loss Payment	12 Number of Claims Closed Without Loss Payment
	1	2	3	4	5	6	7	8	9	10		
	2007	2008	2009	2010	2011	2012	2013	2014	2015	2016		
1. Prior.....	XXX	XXX	XXX	XXX	XXX	XXX	XXX	XXX			XXX	XXX
2. 2015.....	XXX	XXX	XXX	XXX	XXX	XXX	XXX	XXX			XXX	XXX
3. 2016.....	XXX	XXX	XXX	XXX	XXX	XXX	XXX	XXX	XXX		XXX	XXX

SCHEDULE P - PART 3J - AUTO PHYSICAL DAMAGE

1. Prior.....	XXX	XXX	XXX	XXX	XXX	XXX	XXX	.000	(33)	(56)	189,982	50,476
2. 2015.....	XXX	XXX	XXX	XXX	XXX	XXX	XXX	XXX			16,628	5,483
3. 2016.....	XXX	XXX	XXX	XXX	XXX	XXX	XXX	XXX	XXX		14,796	4,677

SCHEDULE P - PART 3K - FIDELITY/SURETY

1. Prior.....	XXX	XXX	XXX	XXX	XXX	XXX	XXX	XXX			XXX	XXX
2. 2015.....	XXX	XXX	XXX	XXX	XXX	XXX	XXX	XXX			XXX	XXX
3. 2016.....	XXX	XXX	XXX	XXX	XXX	XXX	XXX	XXX	XXX		XXX	XXX

SCHEDULE P - PART 3L - OTHER (INCLUDING CREDIT, ACCIDENT AND HEALTH)

1. Prior.....	XXX	XXX	XXX	XXX	XXX	XXX	XXX	.000			XXX	XXX
2. 2015.....	XXX	XXX	XXX	XXX	XXX	XXX	XXX	XXX			XXX	XXX
3. 2016.....	XXX	XXX	XXX	XXX	XXX	XXX	XXX	XXX	XXX		XXX	XXX

SCHEDULE P - PART 3M - INTERNATIONAL

1. Prior.....	.000										XXX	XXX
2. 2007.....											XXX	XXX
3. 2008.....	XXX										XXX	XXX
4. 2009.....	XXX	XXX									XXX	XXX
5. 2010.....	XXX	XXX	XXX								XXX	XXX
6. 2011.....	XXX	XXX	XXX	XXX							XXX	XXX
7. 2012.....	XXX	XXX	XXX	XXX	XXX						XXX	XXX
8. 2013.....	XXX	XXX	XXX	XXX	XXX	XXX					XXX	XXX
9. 2014.....	XXX	XXX	XXX	XXX	XXX	XXX	XXX				XXX	XXX
10. 2015.....	XXX	XXX	XXX	XXX	XXX	XXX	XXX	XXX			XXX	XXX
11. 2016.....	XXX	XXX	XXX	XXX	XXX	XXX	XXX	XXX	XXX		XXX	XXX

Schedule P - Part 3N - Reinsurance - Nonproportional Assumed Property

N O N E

Schedule P - Part 3O - Reinsurance - Nonproportional Assumed Liability

N O N E

Schedule P - Part 3P - Reinsurance - Nonproportional Assumed Financial Lines

N O N E

Schedule P - Part 3R - Section 1 - Product Liability - Occurrence

N O N E

Schedule P - Part 3R - Section 2 - Product Liability - Claims-Made

N O N E

Schedule P - Part 3S - Financial Guaranty/Mortgage Guaranty

N O N E

Schedule P - Part 3T - Warranty

N O N E

ANNUAL STATEMENT FOR THE YEAR 2016 OF THE Bristol West Insurance Company

SCHEDULE P - PART 4A - HOMEOWNERS/FARMOWNERS

Years in Which Losses Were Incurred	BULK AND IBNR RESERVES ON NET LOSSES AND DEFENSE AND COST CONTAINMENT EXPENSES REPORTED AT YEAR END (\$000 OMITTED)									
	1	2	3	4	5	6	7	8	9	10
	2007	2008	2009	2010	2011	2012	2013	2014	2015	2016
1. Prior.....										
2. 2007.....										
3. 2008.....	XXX									
4. 2009.....	XXX	XXX								
5. 2010.....	XXX	XXX	XX							
6. 2011.....	XXX	XXX	XX	XX						
7. 2012.....	XXX	XXX	XX	XXX	XXX					
8. 2013.....	XXX	XXX	XXX	XXX	XXX	XXX				
9. 2014.....	XXX	XXX	XXX	XXX	XXX	XXX	XXX			
10. 2015.....	XXX	XXX	XXX	XXX	XXX	XXX	XXX	XXX		
11. 2016.....	XXX	XXX	XXX	XXX	XXX	XXX	XXX	XXX	XXX	

SCHEDULE P - PART 4B - PRIVATE PASSENGER AUTO LIABILITY/MEDICAL

1. Prior.....	15,708	8,416	6,850	667	521	789	530	248	100	
2. 2007.....	1,603	759	370	75	51	39	28	21	15	32
3. 2008.....	XXX	1,831	765	233	84	57	30	26	19	23
4. 2009.....	XXX	XXX	2,959	903	418	186	75	52	21	13
5. 2010.....	XXX	XXX	XXX							
6. 2011.....	XXX	XXX	XXX	XXX						
7. 2012.....	XXX	XXX	XXX	XXX	XXX					
8. 2013.....	XXX	XXX	XXX	XXX	XXX	XXX				
9. 2014.....	XXX	XXX	XXX	XXX	XXX	XXX	XXX			
10. 2015.....	XXX	XXX	XXX	XXX	XXX	XXX	XXX	XXX		
11. 2016.....	XXX	XXX	XXX	XXX	XXX	XXX	XXX	XXX	XXX	

SCHEDULE P - PART 4C - COMMERCIAL AUTO/TRUCK LIABILITY/MEDICAL

1. Prior.....										
2. 2007.....										
3. 2008.....	XXX									
4. 2009.....	XXX	XXX								
5. 2010.....	XXX	XXX	XXX							
6. 2011.....	XXX	XXX	XX	XXX						
7. 2012.....	XXX	XXX	XX	XXX	XX					
8. 2013.....	XXX	XXX	XX	XXX	XX	XX				
9. 2014.....	XXX	XXX	XX	XXX	XX	XX	XXX			
10. 2015.....	XXX	XXX	XXX	XXX	XXX	XXX	XXX	XXX		
11. 2016.....	XXX	XXX	XXX	XXX	XXX	XXX	XXX	XXX	XXX	

SCHEDULE P - PART 4D - WORKERS' COMPENSATION
(EXCLUDING EXCESS WORKERS' COMPENSATION)

1. Prior.....										
2. 2007.....										
3. 2008.....	XXX									
4. 2009.....	XXX	XXX								
5. 2010.....	XXX	XXX	XXX							
6. 2011.....	XXX	XXX	XX	XXX						
7. 2012.....	XXX	XXX	XX	XXX	XX					
8. 2013.....	XXX	XXX	XX	XXX	XX	XX				
9. 2014.....	XXX	XXX	XX	XXX	XX	XX	XXX			
10. 2015.....	XXX	XXX	XXX	XXX	XXX	XXX	XXX	XXX		
11. 2016.....	XXX	XXX	XXX	XXX	XXX	XXX	XXX	XXX	XXX	

SCHEDULE P - PART 4E - COMMERCIAL MULTIPLE PERIL

1. Prior.....										
2. 2007.....										
3. 2008.....	XXX									
4. 2009.....	XXX	XXX								
5. 2010.....	XXX	XXX	XXX							
6. 2011.....	XXX	XXX	XX	XXX						
7. 2012.....	XXX	XXX	XX	XXX	XX					
8. 2013.....	XXX	XXX	XX	XXX	XX	XX				
9. 2014.....	XXX	XXX	XX	XXX	XX	XX	XXX			
10. 2015.....	XXX	XXX	XXX	XXX	XXX	XXX	XXX	XXX		
11. 2016.....	XXX	XXX	XXX	XXX	XXX	XXX	XXX	XXX	XXX	

Schedule P - Part 4F - Section 1 - Medical Professional Liability - Occurrence

N O N E

Schedule P - Part 4F - Section 2 - Medical Professional Liability - Claims-Made

N O N E

Schedule P - Part 4G - Special Liability

N O N E

Schedule P - Part 4H - Section 1 - Other Liability - Occurrence

N O N E

Schedule P - Part 4H - Section 2 - Other Liability - Claims-Made

N O N E

ANNUAL STATEMENT FOR THE YEAR 2016 OF THE Bristol West Insurance Company

SCHEDULE P - PART 4I - SPECIAL PROPERTY (FIRE, ALLIED LINES, INLAND MARINE, EARTHQUAKE, BURGLARY, AND THEFT)

Years in Which Losses Were Incurred	BULK AND IBNR RESERVES ON NET LOSSES AND DEFENSE AND COST CONTAINMENT EXPENSES REPORTED AT YEAR END (\$000 OMITTED)									
	1	2	3	4	5	6	7	8	9	10
	2007	2008	2009	2010	2011	2012	2013	2014	2015	2016
1. Prior	XXX	XXX	XXX	XXX	XXX	XXX	XXX			
2. 2015	XXX	XXX	XXX	XXX	XXX	XXX	XXX	XXX		
3. 2016	XXX	XXX	XXX	XXX	XXX	XXX	XXX	XXX	XXX	

SCHEDULE P - PART 4J - AUTO PHYSICAL DAMAGE

1. Prior	XXX	XXX	XXX	XXX	XXX	XXX	XXX	(7)	(3)	12
2. 2015	XXX	XXX	XXX	XXX	XXX	XXX	XXX	XXX		
3. 2016	XXX	XXX	XXX	XXX	XXX	XXX	XXX	XXX	XXX	

SCHEDULE P - PART 4K - FIDELITY/SURETY

1. Prior	XXX	XXX	XXX	XXX	XXX	XXX	XXX			
2. 2015	XXX	XXX	XXX	XXX	XXX	XXX	XXX	XXX		
3. 2016	XXX	XXX	XXX	XXX	XXX	XXX	XXX	XXX	XXX	

SCHEDULE P - PART 4L - OTHER (INCLUDING CREDIT, ACCIDENT AND HEALTH)

1. Prior	XXX	XXX	XXX	XXX	XXX	XXX	XXX			
2. 2015	XXX	XXX	XXX	XXX	XXX	XXX	XXX	XXX		
3. 2016	XXX	XXX	XXX	XXX	XXX	XXX	XXX	XXX	XXX	

SCHEDULE P - PART 4M - INTERNATIONAL

1. Prior										
2. 2007										
3. 2008	XXX									
4. 2009	XXX	XXX								
5. 2010	XXX	XXX	XXX							
6. 2011	XXX	XXX	XXX	XXX						
7. 2012	XXX	XXX	XXX	XXX	XXX					
8. 2013	XXX	XXX	XXX	XXX	XXX	XXX				
9. 2014	XXX	XXX	XXX	XXX	XXX	XXX	XXX			
10. 2015	XXX	XXX	XXX	XXX	XXX	XXX	XXX	XXX		
11. 2016	XXX	XXX	XXX	XXX	XXX	XXX	XXX	XXX	XXX	

Schedule P - Part 4N - Reinsurance - Nonproportional Assumed Property

N O N E

Schedule P - Part 4O - Reinsurance - Nonproportional Assumed Liability

N O N E

Schedule P - Part 4P - Reinsurance - Nonproportional Assumed Financial Lines

N O N E

Schedule P - Part 4R - Section 1 - Products Liability - Occurrence

N O N E

Schedule P - Part 4R - Section 2 - Products Liability - Claims-Made

N O N E

Schedule P - Part 4S - Financial Guaranty/Mortgage Guaranty

N O N E

Schedule P - Part 4T - Warranty

N O N E

Schedule P - Part 5A - Homeowners/Farmowners - Section 1

N O N E

Schedule P - Part 5A - Homeowners/Farmowners - Section 2

N O N E

Schedule P - Part 5A - Homeowners/Farmowners - Section 3

N O N E

ANNUAL STATEMENT FOR THE YEAR 2016 OF THE Bristol West Insurance Company

SCHEDULE P - PART 5B - PRIVATE PASSENGER AUTO LIABILITY/MEDICAL

SECTION 1

Years in Which Premiums Were Earned and Losses Were Incurred	CUMULATIVE NUMBER OF CLAIMS CLOSED WITH LOSS PAYMENT DIRECT AND ASSUMED AT YEAR END									
	1	2	3	4	5	6	7	8	9	10
	2007	2008	2009	2010	2011	2012	2013	2014	2015	2016
1. Prior.....	4,341	1,016	464	200	88	42	118	38	1	8
2. 2007.....	11,023	15,502	16,162	16,452	16,542	16,592	16,630	16,641	16,645	16,647
3. 2008.....	XXX	12,601	18,465	19,397	19,691	19,789	19,855	19,883	19,891	19,895
4. 2009.....	XXX	XXX	18,709	26,830	28,364	28,795	28,984	29,055	29,073	29,088
5. 2010.....	XXX	XXX	XXX	25,294	34,258	35,375	35,892	36,041	36,089	36,109
6. 2011.....	XXX	XXX	XXX	XXX	23,877	30,940	32,089	32,488	32,599	32,645
7. 2012.....	XXX	XXX	XXX	XXX	XXX	22,605	29,754	30,635	30,921	31,024
8. 2013.....	XXX	XXX	XXX	XXX	XXX	XXX	17,911	21,314	21,927	22,139
9. 2014.....	XXX	XXX	XXX	XXX	XXX	XXX	XXX	14,752	19,015	19,600
10. 2015.....	XXX	XXX	XXX	XXX	XXX	XXX	XXX	XXX	16,451	20,801
11. 2016.....	XXX	XXX	XXX	XXX	XXX	XXX	XXX	XXX	XXX	16,378

SECTION 2

Years in Which Premiums Were Earned and Losses Were Incurred	NUMBER OF CLAIMS OUTSTANDING DIRECT AND ASSUMED AT YEAR END									
	1	2	3	4	5	6	7	8	9	10
	2007	2008	2009	2010	2011	2012	2013	2014	2015	2016
1. Prior.....	2,061	991	503	290	199	158	45	5	6	53
2. 2007.....	5,690	971	445	189	95	47	22	17	15	13
3. 2008.....	XXX	7,713	1,265	498	210	102	38	20	9	4
4. 2009.....	XXX	XXX	7,189	1,881	708	277	89	32	22	15
5. 2010.....	XXX	XXX	XXX	6,528	1,717	741	210	75	31	14
6. 2011.....	XXX	XXX	XXX	XXX	5,611	1,577	526	184	66	28
7. 2012.....	XXX	XXX	XXX	XXX	XXX	5,917	1,221	423	171	65
8. 2013.....	XXX	XXX	XXX	XXX	XXX	XXX	3,965	768	305	130
9. 2014.....	XXX	XXX	XXX	XXX	XXX	XXX	XXX	3,820	693	250
10. 2015.....	XXX	XXX	XXX	XXX	XXX	XXX	XXX	XXX	3,803	750
11. 2016.....	XXX	XXX	XXX	XXX	XXX	XXX	XXX	XXX	XXX	4,022

SECTION 3

Years in Which Premiums Were Earned and Losses Were Incurred	CUMULATIVE NUMBER OF CLAIMS REPORTED DIRECT AND ASSUMED AT YEAR END									
	1	2	3	4	5	6	7	8	9	10
	2007	2008	2009	2010	2011	2012	2013	2014	2015	2016
1. Prior.....	1,260	199	113	69	53	35	36	5	2	
2. 2007.....	25,369	27,014	27,166	27,232	27,238	27,246	27,283	27,304	27,307	27,308
3. 2008.....	XXX	30,688	33,001	33,236	33,290	33,318	33,357	33,392	33,395	33,396
4. 2009.....	XXX	XXX	41,083	45,814	46,370	46,475	46,574	46,645	46,655	46,665
5. 2010.....	XXX	XXX	XXX	43,539	49,327	49,634	49,794	49,833	49,848	49,851
6. 2011.....	XXX	XXX	XXX	XXX	39,579	44,004	44,391	44,491	44,518	44,526
7. 2012.....	XXX	XXX	XXX	XXX	XXX	39,919	44,243	44,597	44,680	44,705
8. 2013.....	XXX	XXX	XXX	XXX	XXX	XXX	34,079	35,221	35,466	35,528
9. 2014.....	XXX	XXX	XXX	XXX	XXX	XXX	XXX	25,293	27,553	27,774
10. 2015.....	XXX	XXX	XXX	XXX	XXX	XXX	XXX	XXX	27,392	29,693
11. 2016.....	XXX	XXX	XXX	XXX	XXX	XXX	XXX	XXX	XXX	26,987

Schedule P - Part 5C - Commercial Auto/Truck Liability/Medical - Section 1

N O N E

Schedule P - Part 5C - Commercial Auto/Truck Liability/Medical - Section 2

N O N E

Schedule P - Part 5C - Commercial Auto/Truck Liability/Medical - Section 3

N O N E

Schedule P-Part 5D-Workers' Compensation (Excluding Excess Workers' Compensation)-Section 1

N O N E

Schedule P-Part 5D-Workers' Compensation (Excluding Excess Workers' Compensation)-Section 2

N O N E

Schedule P-Part 5D-Workers' Compensation (Excluding Excess Workers' Compensation)-Section 3

N O N E

Schedule P - Part 5E - Commercial Multiple Peril - Section 1

N O N E

Schedule P - Part 5E - Commercial Multiple Peril - Section 2

N O N E

Schedule P - Part 5E - Commercial Multiple Peril - Section 3

N O N E

Schedule P - Part 5F - Medical Professional Liability - Occurrence - Section 1A

N O N E

Schedule P - Part 5F - Medical Professional Liability - Occurrence - Section 2A

N O N E

Schedule P - Part 5F - Medical Professional Liability - Occurrence - Section 3A

N O N E

Schedule P - Part 5F - Medical Professional Liability - Claims-Made - Section 1B

N O N E

Schedule P - Part 5F - Medical Professional Liability - Claims-Made - Section 2B

N O N E

Schedule P - Part 5F - Medical Professional Liability - Claims-Made - Section 3B

N O N E

Schedule P - Part 5H - Other Liability - Occurrence - Section 1A

N O N E

Schedule P - Part 5H - Other Liability - Occurrence - Section 2A

N O N E

Schedule P - Part 5H - Other Liability - Occurrence - Section 3A

N O N E

Schedule P - Part 5H - Other Liability - Claims-Made - Section 1B

N O N E

Schedule P - Part 5H - Other Liability - Claims-Made - Section 2B

N O N E

Schedule P - Part 5H - Other Liability - Claims-Made - Section 3B

N O N E

Schedule P - Part 5R - Products Liability - Occurrence - Section 1A

N O N E

Schedule P - Part 5R - Products Liability - Occurrence - Section 2A

N O N E

Schedule P - Part 5R - Products Liability - Occurrence - Section 3A

N O N E

Schedule P - Part 5R - Products Liability - Claims-Made - Section 1B

N O N E

Schedule P - Part 5R - Products Liability - Claims-Made - Section 2B

N O N E

Schedule P - Part 5R - Products Liability - Claims-Made - Section 3B

N O N E

Schedule P - Part 5T - Warranty - Section 1

N O N E

Schedule P - Part 5T - Warranty - Section 2

N O N E

Schedule P - Part 5T - Warranty - Section 3

N O N E

Schedule P - Part 6C - Commercial Auto/Truck Liability/Medical - Section 1

N O N E

Schedule P - Part 6C - Commercial Auto/Truck Liability/Medical - Section 2

N O N E

Schedule P-Part 6D-Workers' Compensation (Excluding Excess Workers' Compensation)-Section 1

N O N E

Schedule P-Part 6D-Workers' Compensation (Excluding Excess Workers' Compensation)-Section 2

N O N E

Schedule P - Part 6E - Commercial Multiple Peril - Section 1

N O N E

Schedule P - Part 6E - Commercial Multiple Peril - Section 2

N O N E

Schedule P - Part 6H - Other Liability - Occurrence - Section 1A

N O N E

Schedule P - Part 6H - Other Liability - Occurrence - Section 2A

N O N E

Schedule P - Part 6H - Other Liability - Claims-Made - Section 1B

N O N E

Schedule P - Part 6H - Other Liability - Claims-Made - Section 2B

N O N E

Schedule P - Part 6M - International - Section 1

N O N E

Schedule P - Part 6M - International - Section 2

N O N E

Schedule P - Part 6N- Reinsurance A - Nonproportional Assumed Property - Section 1
N O N E

Schedule P - Part 6N- Reinsurance A - Nonproportional Assumed Property - Section 2
N O N E

Schedule P - Part 6O - Reinsurance B - Nonproportional Liability - Section 1
N O N E

Schedule P - Part 6O - Reinsurance B - Nonproportional Assumed Liability - Section 2
N O N E

Schedule P - Part 6R - Products Liability - Occurrence - Section 1A
N O N E

Schedule P - Part 6R - Products Liability - Occurrence - Section 2A
N O N E

Schedule P - Part 6R - Products Liability - Claims-Made - Section 1B
N O N E

Schedule P - Part 6R - Products Liability - Claims-Made - Section 2B
N O N E

Schedule P - Part 7A - Section 1 - Primary Loss Sensitive Contracts
N O N E

Schedule P - Part 7A - Section 2 - Primary Loss Sensitive Contracts
N O N E

Schedule P - Part 7A - Section 3 - Primary Loss Sensitive Contracts
N O N E

Schedule P - Part 7A - Section 4 - Primary Loss Sensitive Contracts
N O N E

Schedule P - Part 7A - Section 5 - Primary Loss Sensitive Contracts
N O N E

Schedule P - Part 7B - Section 1 - Reinsurance Loss Sensitive Contracts
N O N E

Schedule P - Part 7B - Section 2 - Reinsurance Loss Sensitive Contracts
N O N E

Schedule P - Part 7B - Section 3 - Reinsurance Loss Sensitive Contracts
N O N E

Schedule P - Part 7B - Section 4 - Reinsurance Loss Sensitive Contracts
N O N E

Schedule P - Part 7B - Section 5 - Reinsurance Loss Sensitive Contracts
N O N E

Schedule P - Part 7B - Section 6 - Reinsurance Loss Sensitive Contracts
N O N E

Schedule P - Part 7B - Section 7 - Reinsurance Loss Sensitive Contracts
N O N E

SCHEDULE P INTERROGATORIES

1. The following questions relate to yet-to-be-issued Extended Reporting Endorsements (EREs) arising from Death, Disability, or Retirement (DDR) provisions in Medical Professional Liability Claims Made insurance policies. EREs provided for reasons other than DDR are not to be included.
- 1.1 Does the company issue Medical Professional Liability Claims Made insurance policies that provide tail (also known as an extended reporting endorsement, or “ERE”) benefits in the event of Death, Disability, or Retirement (DDR) at a reduced charge or at no additional cost?

Yes [] No [X]

If the answer to question 1.1 is “no”, leave the following questions blank. If the answer to question 1.1 is “yes”, please answer the following questions:
- 1.2 What is the total amount of the reserve for that provision (DDR Reserve), as reported, explicitly or not, elsewhere in this statement (in dollars)?
- 1.3 Does the company report any DDR reserve as Unearned Premium Reserve per SSAP #65?
- Yes [] No []
- 1.4 Does the company report any DDR reserve as loss or loss adjustment expense reserve?
- Yes [] No []
- 1.5 If the company reports DDR reserve as Unearned Premium Reserve, does that amount match the figure on the Underwriting and Investment Exhibit, Part 1A – Recapitulation of all Premiums (Page 7) Column 2, Lines 11.1 plus 11.2?
- Yes [] No [] N/A []
- 1.6 If the company reports DDR reserve as loss or loss adjustment expense reserve, please complete the following table corresponding to where these reserves are reported in Schedule P:

Years in Which Premiums Were Earned and Losses Were Incurred	DDR Reserve Included in Schedule P, Part 1F, Medical Professional Liability Column 24: Total Net Losses and Expenses Unpaid	
	1 Section 1: Occurrence	2 Section 2: Claims-Made
1.601 Prior		
1.602 2007		
1.603 2008		
1.604 2009		
1.605 2010		
1.606 2011		
1.607 2012		
1.608 2013		
1.609 2014		
1.610 2015		
1.611 2016		
1.612 Totals		

2. The definition of allocated loss adjustment expenses (ALAE) and, therefore, unallocated loss adjustment expenses (ULAE) was changed effective January 1, 1998. This change in definition applies to both paid and unpaid expenses. Are these expenses (now reported as “Defense and Cost Containment” and “Adjusting and Other”) reported in compliance with these definitions in this statement?
- Yes [X] No []
3. The Adjusting and Other expense payments and reserves should be allocated to the years in which the losses were incurred based on the number of claims reported, closed and outstanding in those years. When allocating Adjusting and Other expense between companies in a group or a pool, the Adjusting and Other expense should be allocated in the same percentage used for the loss amounts and the claim counts. For reinsurers, Adjusting and Other expense assumed should be reported according to the reinsurance contract. For Adjusting and Other expense incurred by reinsurers, or in those situations where suitable claim count information is not available, Adjusting and Other expense should be allocated by a reasonable method determined by the company and described in Interrogatory 7, below. Are they so reported in this Statement?
- Yes [X] No []
4. Do any lines in Schedule P include reserves that are reported gross of any discount to present value of future payments, and that are reported net of such discounts on Page 10?
- Yes [] No [X]
- If yes, proper disclosure must be made in the Notes to Financial Statements, as specified in the Instructions. Also, the discounts must be reported in Schedule P - Part 1, Columns 32 and 33. Schedule P must be completed gross of non-tabular discounting. Work papers relating to discount calculations must be available for examination upon request.
- Discounting is allowed only if expressly permitted by the state insurance department to which this Annual Statement is being filed.
5. What were the net premiums in force at the end of the year for:
- (in thousands of dollars)
- 5.1 Fidelity

5.2 Surety
6. Claim count information is reported per claim or per claimant (Indicate which).
- per claimant
- If not the same in all years, explain in Interrogatory 7.
- 7.1 The information provided in Schedule P will be used by many persons to estimate the adequacy of the current loss and expense reserves, among other things. Are there any especially significant events, coverage, retention or accounting changes that have occurred that must be considered when making such analyses?
- Yes [] No [X]
- 7.2 (An extended statement may be attached.)
- Adjusting and Other expenses are allocated based on a combination of claim count metrics in conjunction with loss experience by accident year.

SCHEDULE T - PART 2
INTERSTATE COMPACT - EXHIBIT OF PREMIUMS WRITTEN

Allocated by States and Territories

States, Etc.		Direct Business Only				
		1	2	3	4	6
		Life (Group and Individual)	Annuities (Group and Individual)	Disability Income (Group and Individual)	Long-Term Care (Group and Individual)	Totals
1.	Alabama	AL				
2.	Alaska	AK				
3.	Arizona	AZ				
4.	Arkansas	AR				
5.	California	CA				
6.	Colorado	CO				
7.	Connecticut	CT				
8.	Delaware	DE				
9.	District of Columbia	DC				
10.	Florida	FL				
11.	Georgia	GA				
12.	Hawaii	HI				
13.	Idaho	ID				
14.	Illinois	IL				
15.	Indiana	IN				
16.	Iowa	IA				
17.	Kansas	KS				
18.	Kentucky	KY				
19.	Louisiana	LA				
20.	Maine	ME				
21.	Maryland	MD				
22.	Massachusetts	MA				
23.	Michigan	MI				
24.	Minnesota	MN				
25.	Mississippi	MS				
26.	Missouri	MO				
27.	Montana	MT				
28.	Nebraska	NE				
29.	Nevada	NV				
30.	New Hampshire	NH				
31.	New Jersey	NJ				
32.	New Mexico	NM				
33.	New York	NY				
34.	North Carolina	NC				
35.	North Dakota	ND				
36.	Ohio	OH				
37.	Oklahoma	OK				
38.	Oregon	OR				
39.	Pennsylvania	PA				
40.	Rhode Island	RI				
41.	South Carolina	SC				
42.	South Dakota	SD				
43.	Tennessee	TN				
44.	Texas	TX				
45.	Utah	UT				
46.	Vermont	VT				
47.	Virginia	VA				
48.	Washington	WA				
49.	West Virginia	WV				
50.	Wisconsin	WI				
51.	Wyoming	WY				
52.	American Samoa	AS				
53.	Guam	GU				
54.	Puerto Rico	PR				
55.	U.S. Virgin Islands	VI				
56.	Northern Mariana Islands	MP				
57.	Canada	CAN				
58.	Aggregate Other Alien	OT				
59.	Total					

NONE

ANNUAL STATEMENT FOR THE YEAR 2016 OF THE Bristol West Insurance Company

SCHEDULE Y

PART 1A - DETAIL OF INSURANCE HOLDING COMPANY SYSTEM

1	2	3	4	5	6	7	8	9	10	11	12	13	14	15	16
Group Code	Group Name	NAIC Company Code	ID Number	Federal RSSD	CIK	Name of Securities Exchange if Publicly Traded (U.S. or International)	Names of Parent, Subsidiaries Or Affiliates	Domi-ciliary Location	Relation-ship to Reporting Entity	Directly Controlled by (Name of Entity/Person)	Type of Control (Ownership, Board, Management, Attorney-in-Fact, Influence, Other)	If Control is Ownership Provide Per-centage	Ultimate Controlling Entity(ies)/Person(s)	Is an SCA Filing Re-quired? (Y/N)	*
		.00000	81-4674724				145 Great Road, LLC	.DE	.NIA	Mid-Century Insurance Company	Ownership	100.000	Farmers Insurance Exchange	.N	
		.00000	47-3820947				17885 Von Karman, LLC	.CA	.NIA	Mid-Century Insurance Company	Ownership	100.000	Farmers Insurance Exchange	.N	
.0069	Farmers Insurance Group	25232	22-3398993				21st Century Advantage Insurance Company	.MN	.IA	21st Century North America Insurance Company	Ownership	100.000	Farmers Insurance Exchange	.N	
.0069	Farmers Insurance Group	44245	13-3551577				21st Century Assurance Company	.DE	.IA	Farmers Insurance Exchange	Ownership	80.000	Farmers Insurance Exchange	.N	
.0069	Farmers Insurance Group	44245	13-3551577				21st Century Assurance Company	.DE	.IA	Fire Insurance Exchange	Ownership	10.000	Farmers Insurance Exchange	.N	
.0069	Farmers Insurance Group	44245	13-3551577				21st Century Assurance Company	.DE	.IA	Truck Insurance Exchange	Ownership	10.000	Farmers Insurance Exchange	.N	
.0069	Farmers Insurance Group	10184	22-3337475				21st Century Auto Insurance Company of New Jersey	.NJ	.IA	21st Century Centennial Insurance Company	Ownership	100.000	Farmers Insurance Exchange	.N	
.0069	Farmers Insurance Group	36404	95-4136306				21st Century Casualty Company	.CA	.IA	21st Century Insurance Group	Ownership	100.000	Farmers Insurance Exchange	.N	
.0069	Farmers Insurance Group	34789	23-2044095				21st Century Centennial Insurance Company	.PA	.IA	Farmers Insurance Exchange	Ownership	80.000	Farmers Insurance Exchange	.N	
.0069	Farmers Insurance Group	34789	23-2044095				21st Century Centennial Insurance Company	.PA	.IA	Fire Insurance Exchange	Ownership	10.000	Farmers Insurance Exchange	.N	
.0069	Farmers Insurance Group	34789	23-2044095				21st Century Centennial Insurance Company	.PA	.IA	Truck Insurance Exchange	Ownership	10.000	Farmers Insurance Exchange	.N	
.0069	Farmers Insurance Group	43974	13-1967524				21st Century Indemnity Insurance Company	.PA	.IA	21st Century Premier Insurance Company	Ownership	100.000	Farmers Insurance Exchange	.N	
		.00000	51-0283170				21st Century Insurance and Financial Services, Inc.	.DE	.NIA	Farmers Insurance Exchange	Ownership	80.000	Farmers Insurance Exchange	.N	
		.00000	51-0283170				21st Century Insurance and Financial Services, Inc.	.DE	.NIA	Fire Insurance Exchange	Ownership	10.000	Farmers Insurance Exchange	.N	
		.00000	51-0283170				21st Century Insurance and Financial Services, Inc.	.DE	.NIA	Truck Insurance Exchange	Ownership	10.000	Farmers Insurance Exchange	.N	
.0069	Farmers Insurance Group	12963	95-2565072				21st Century Insurance Company	.CA	.IA	21st Century Insurance Group	Ownership	100.000	Farmers Insurance Exchange	.N	
.0069	Farmers Insurance Group	10245	86-0812982				21st Century Insurance Company of the Southwest	.TX	.IA	21st Century Insurance Group	Ownership	100.000	Farmers Insurance Exchange	.N	
		.00000	95-1935264				21st Century Insurance Group	.DE	.NIA	Farmers Insurance Exchange	Ownership	80.000	Farmers Insurance Exchange	.N	
		.00000	95-1935264				21st Century Insurance Group	.DE	.NIA	Fire Insurance Exchange	Ownership	10.000	Farmers Insurance Exchange	.N	
		.00000	95-1935264				21st Century Insurance Group	.DE	.NIA	Truck Insurance Exchange	Ownership	10.000	Farmers Insurance Exchange	.N	
.0069	Farmers Insurance Group	36587	13-3801089				21st Century National Insurance Company	.NY	.IA	21st Century Security Insurance Company	Ownership	100.000	Farmers Insurance Exchange	.N	
.0069	Farmers Insurance Group	32220	13-3333609				21st Century North America Insurance Company	.NY	.IA	Farmers Insurance Exchange	Ownership	80.000	Farmers Insurance Exchange	.N	
.0069	Farmers Insurance Group	32220	13-3333609				21st Century North America Insurance Company	.NY	.IA	Fire Insurance Exchange	Ownership	10.000	Farmers Insurance Exchange	.N	
.0069	Farmers Insurance Group	32220	13-3333609				21st Century North America Insurance Company	.NY	.IA	Truck Insurance Exchange	Ownership	10.000	Farmers Insurance Exchange	.N	
.0069	Farmers Insurance Group	23795	02-0226203				21st Century Pacific Insurance Company	.CO	.IA	Farmers Insurance Exchange	Ownership	80.000	Farmers Insurance Exchange	.N	
.0069	Farmers Insurance Group	23795	02-0226203				21st Century Pacific Insurance Company	.CO	.IA	Fire Insurance Exchange	Ownership	10.000	Farmers Insurance Exchange	.N	
.0069	Farmers Insurance Group	23795	02-0226203				21st Century Pacific Insurance Company	.CO	.IA	Truck Insurance Exchange	Ownership	10.000	Farmers Insurance Exchange	.N	
.0069	Farmers Insurance Group	10710	13-3922232				21st Century Pinnacle Insurance Company	.NJ	.IA	21st Century North America Insurance Company	Ownership	100.000	Farmers Insurance Exchange	.N	
.0069	Farmers Insurance Group	22225	95-2743473				21st Century Preferred Insurance Company	.PA	.IA	21st Century Centennial Insurance Company	Ownership	100.000	Farmers Insurance Exchange	.N	
.0069	Farmers Insurance Group	20796	22-1721971				21st Century Premier Insurance Company	.PA	.IA	21st Century Centennial Insurance Company	Ownership	100.000	Farmers Insurance Exchange	.N	
.0069	Farmers Insurance Group	23833	02-0227294				21st Century Security Insurance Company	.PA	.IA	Farmers Insurance Exchange	Ownership	80.000	Farmers Insurance Exchange	.N	
.0069	Farmers Insurance Group	23833	02-0227294				21st Century Security Insurance Company	.PA	.IA	Fire Insurance Exchange	Ownership	10.000	Farmers Insurance Exchange	.N	
.0069	Farmers Insurance Group	23833	02-0227294				21st Century Security Insurance Company	.PA	.IA	Truck Insurance Exchange	Ownership	10.000	Farmers Insurance Exchange	.N	
.0069	Farmers Insurance Group	43761	95-4232263				21st Century Superior Insurance Company	.CA	.IA	21st Century North America Insurance Company	Ownership	100.000	Farmers Insurance Exchange	.N	
		.00000	47-4944225				2720 Fourth Ave, LLC	.DE	.NIA	Farmers Insurance Exchange	Ownership	100.000	Farmers Insurance Exchange	.N	
		.00000	81-0741455				384 Santa Trinita Ave LLC	.DE	.NIA	Fire Insurance Exchange	Ownership	100.000	Farmers Insurance Exchange	.N	
		.00000	81-2487862				3900 Indian Avenue, LLC	.DE	.NIA	Farmers Insurance Exchange	Ownership	100.000	Farmers Insurance Exchange	.N	
		.00000	81-4365602				460 Gibraltar Drive, LLC	.DE	.NIA	Truck Insurance Exchange	Ownership	100.000	Farmers Insurance Exchange	.N	
		.00000	99-0215429				50th State Risk Management Services, Inc.	.HI	.NIA	Hawaii Insurance Consultants, Ltd.	Ownership	100.000	Farmers Insurance Exchange	.N	
		.00000	47-2591947				5401 Wiles Road LLC	.FL	.NIA	Mid-Century Insurance Company	Ownership	100.000	Farmers Insurance Exchange	.N	
		.00000	81-1746692				600 Riverside Parkway, LLC	.DE	.NIA	Farmers Insurance Exchange	Ownership	100.000	Farmers Insurance Exchange	.N	
		.00000	47-3968324				922 W. Washington Blvd, LLC	.IL	.NIA	Mid-Century Insurance Company	Ownership	100.000	Farmers Insurance Exchange	.N	
.0069	Farmers Insurance Group	10805	13-3953213				American Pacific Insurance Company, Inc.	.HI	.IA	Farmers Insurance Hawaii, Inc.	Ownership	100.000	Farmers Insurance Exchange	.N	

SCHEDULE Y
PART 1A - DETAIL OF INSURANCE HOLDING COMPANY SYSTEM

1	2	3	4	5	6	7	8	9	10	11	12	13	14	15	16
Group Code	Group Name	NAIC Company Code	ID Number	Federal RSSD	CIK	Name of Securities Exchange if Publicly Traded (U.S. or International)	Names of Parent, Subsidiaries Or Affiliates	Domi-ciliary Location	Relation-ship to Reporting Entity	Directly Controlled by (Name of Entity/Person)	Type of Control (Ownership, Board, Management, Attorney-in-Fact, Influence, Other)	If Control is Ownership Provide Per-centage	Ultimate Controlling Entity(ies)/Person(s)	Is an SCA Filing Re-quired? (Y/N)	*
.0069	Farmers Insurance Group	.11034	34-1893500				Bristol West Casualty Insurance Company	.OH	.IA	Coast National Insurance Company	Ownership	100.000	Farmers Insurance Exchange	.N	
		.00000	13-3994449				Bristol West Holdings, Inc.	.DE	.UIP	Farmers Insurance Exchange	Ownership	42.000	Farmers Insurance Exchange	.N	
		.00000	13-3994449				Bristol West Holdings, Inc.	.DE	.UIP	Fire Insurance Exchange	Ownership	3.750	Farmers Insurance Exchange	.N	
		.00000	13-3994449				Bristol West Holdings, Inc.	.DE	.UIP	Truck Insurance Exchange	Ownership	6.750	Farmers Insurance Exchange	.N	
		.00000	13-3994449				Bristol West Holdings, Inc.	.DE	.UIP	Mid-Century Insurance Company	Ownership	47.500	Farmers Insurance Exchange	.N	
.0069	Farmers Insurance Group	.19658	38-1865162				Bristol West Insurance Company	.OH	.RE	Coast National Insurance Company	Ownership	100.000	Farmers Insurance Exchange	.N	
		.00000	65-0880876				Bristol West Insurance Services of California, Inc.	.CA	.NIA	Bristol West Holdings, Inc.	Ownership	100.000	Farmers Insurance Exchange	.N	
		.00000	75-2791620				Bristol West Insurance Services of Texas, Inc.	.TX	.NIA	Bristol West Holdings, Inc.	Ownership	100.000	Farmers Insurance Exchange	.N	
		.00000	65-0616769				Bristol West Insurance Services, Inc. of Florida	.FL	.NIA	Bristol West Holdings, Inc.	Ownership	100.000	Farmers Insurance Exchange	.N	
.0069	Farmers Insurance Group	.12774	86-1174452				Bristol West Preferred Insurance Company	.MI	.IA	Bristol West Holdings, Inc.	Ownership	100.000	Farmers Insurance Exchange	.N	
		.00000	65-0919338				BWIS of Nevada, Inc.	.NV	.NIA	Bristol West Holdings, Inc.	Ownership	100.000	Farmers Insurance Exchange	.N	
.0069	Farmers Insurance Group	.10315	95-4528269				Civic Property and Casualty Company	.CA	.IA	Fire Insurance Exchange	Ownership	80.000	Fire Insurance Exchange	.N	
.0069	Farmers Insurance Group	.10315	95-4528269				Civic Property and Casualty Company	.CA	.IA	Truck Insurance Exchange	Ownership	20.000	Fire Insurance Exchange	.N	
		.00000	76-0543593				Coast National General Agency, Inc.	.TX	.NIA	Bristol West Holdings, Inc.	Ownership	100.000	Farmers Insurance Exchange	.N	
		.00000	33-0246699				Coast National Holding Company	.CA	.UIP	Bristol West Holdings, Inc.	Ownership	100.000	Farmers Insurance Exchange	.N	
.0069	Farmers Insurance Group	.25089	33-0246701				Coast National Insurance Company	.CA	.UDP	Coast National Holding Company	Ownership	100.000	Farmers Insurance Exchange	.N	
.0069	Farmers Insurance Group	.10318	95-4528266				Exact Property and Casualty Company	.CA	.IA	Fire Insurance Exchange	Ownership	80.000	Fire Insurance Exchange	.N	
.0069	Farmers Insurance Group	.10318	95-4528266				Exact Property and Casualty Company	.CA	.IA	Truck Insurance Exchange	Ownership	20.000	Fire Insurance Exchange	.N	
		.00000	77-0530616				Farmers Financial Solutions, LLC	.NV	.NIA	FFS Holding, LLC	Ownership	100.000	Farmers Insurance Exchange	.N	
.0069	Farmers Insurance Group	.21598	95-2626387				Farmers Insurance Company of Arizona	.AZ	.IA	Farmers Insurance Exchange	Ownership	70.000	Farmers Insurance Exchange	.N	
.0069	Farmers Insurance Group	.21598	95-2626387				Farmers Insurance Company of Arizona	.AZ	.IA	Truck Insurance Exchange	Ownership	20.000	Farmers Insurance Exchange	.N	
.0069	Farmers Insurance Group	.21598	95-2626387				Farmers Insurance Company of Arizona	.AZ	.IA	Fire Insurance Exchange	Ownership	10.000	Farmers Insurance Exchange	.N	
.0069	Farmers Insurance Group	.21601	95-2626385				Farmers Insurance Company of Idaho	.ID	.IA	Farmers Insurance Exchange	Ownership	80.000	Farmers Insurance Exchange	.N	
.0069	Farmers Insurance Group	.21601	95-2626385				Farmers Insurance Company of Idaho	.ID	.IA	Fire Insurance Exchange	Ownership	6.700	Farmers Insurance Exchange	.N	
.0069	Farmers Insurance Group	.21601	95-2626385				Farmers Insurance Company of Idaho	.ID	.IA	Truck Insurance Exchange	Ownership	13.300	Farmers Insurance Exchange	.N	
.0069	Farmers Insurance Group	.21636	95-2655893				Farmers Insurance Company of Oregon	.OR	.IA	Farmers Insurance Exchange	Ownership	80.000	Farmers Insurance Exchange	.N	
.0069	Farmers Insurance Group	.21636	95-2655893				Farmers Insurance Company of Oregon	.OR	.IA	Truck Insurance Exchange	Ownership	20.000	Farmers Insurance Exchange	.N	
.0069	Farmers Insurance Group	.21644	95-2655894				Farmers Insurance Company of Washington	.WA	.IA	Fire Insurance Exchange	Ownership	80.000	Fire Insurance Exchange	.N	
.0069	Farmers Insurance Group	.21644	95-2655894				Farmers Insurance Company of Washington	.WA	.IA	Truck Insurance Exchange	Ownership	20.000	Fire Insurance Exchange	.N	
.0069	Farmers Insurance Group	.21628	48-0609012				Farmers Insurance Company, Inc.	.KS	.IA	Farmers Insurance Exchange	Ownership	90.000	Farmers Insurance Exchange	.N	
.0069	Farmers Insurance Group	.21628	48-0609012				Farmers Insurance Company, Inc.	.KS	.IA	Fire Insurance Exchange	Ownership	10.000	Farmers Insurance Exchange	.N	
.0069	Farmers Insurance Group	.21652	95-2575893				Farmers Insurance Exchange	.CA	.UIP	See Note 1	Other			.Y	
.0069	Farmers Insurance Group	.28487	22-2640040				Farmers Insurance Hawaii, Inc.	.HI	.IA	Farmers Insurance Exchange	Ownership	80.000	Farmers Insurance Exchange	.N	
.0069	Farmers Insurance Group	.28487	22-2640040				Farmers Insurance Hawaii, Inc.	.HI	.IA	Fire Insurance Exchange	Ownership	10.000	Farmers Insurance Exchange	.N	
.0069	Farmers Insurance Group	.28487	22-2640040				Farmers Insurance Hawaii, Inc.	.HI	.IA	Truck Insurance Exchange	Ownership	10.000	Farmers Insurance Exchange	.N	
.0069	Farmers Insurance Group	.36889	31-0956373				Farmers Insurance of Columbus, Inc.	.OH	.IA	Farmers Insurance Exchange	Ownership	100.000	Farmers Insurance Exchange	.N	
.0069	Farmers Insurance Group	.10806	36-4165395				Farmers New Century Insurance Company	.IL	.IA	Illinois Farmers Insurance Company	Ownership	100.000	Farmers Insurance Exchange	.N	
		.00000	95-6048990				Farmers Services Insurance Agency	.CA	.NIA	Truck Insurance Exchange	Ownership	100.000	Truck Insurance Exchange	.N	
							Foremost Insurance Company Grand Rapids, Michigan								
.0069	Farmers Insurance Group	.43699	59-2326047				Farmers Specialty Insurance Company	.MI	.IA	Michigan	Ownership	100.000	Farmers Insurance Exchange	.N	
							Farmers Texas County Mutual Insurance Company	.TX	.IA	See Note 3	Management		Farmers Insurance Exchange	.N	
.0069	Farmers Insurance Group	.24392	74-1067657				FOOA, LLC	.DE	.NIA	Foremost Insurance Company Grand Rapids, Michigan	Ownership	100.000	Farmers Insurance Exchange	.N	
		.00000	27-0342907				FFS Holding, LLC	.NV	.NIA	Mid-Century Insurance Company	Ownership	100.000	Farmers Insurance Exchange	.N	
.0069	Farmers Insurance Group	.21660	95-6235715				Fire Insurance Exchange	.CA	.IA	See Note 4	Other			.Y	
.0069	Farmers Insurance Group	.29254	38-1721730				Foremost County Mutual Insurance Company	.TX	.IA	See Note 5	Management		Farmers Insurance Exchange	.N	
		.00000	38-2505922				Foremost Express Insurance Agency, Inc.	.MI	.NIA	FOOA, LLC	Ownership	100.000	Farmers Insurance Exchange	.N	
		.00000	73-0462770				Foremost Financial Services Corporation	.DE	.NIA	FOOA, LLC	Ownership	100.000	Farmers Insurance Exchange	.N	
							Foremost Insurance Company Grand Rapids, Michigan	.MI	.IA	Farmers Insurance Exchange	Ownership	80.000	Farmers Insurance Exchange	.Y	

ANNUAL STATEMENT FOR THE YEAR 2016 OF THE Bristol West Insurance Company

SCHEDULE Y
PART 1A - DETAIL OF INSURANCE HOLDING COMPANY SYSTEM

1	2	3	4	5	6	7	8	9	10	11	12	13	14	15	16
Group Code	Group Name	NAIC Company Code	ID Number	Federal RSSD	CIK	Name of Securities Exchange if Publicly Traded (U.S. or International)	Names of Parent, Subsidiaries Or Affiliates	Domi-ciliary Location	Relation-ship to Reporting Entity	Directly Controlled by (Name of Entity/Person)	Type of Control (Ownership, Board, Management, Attorney-in-Fact, Influence, Other)	If Control is Owner-ship Provide Percen-tage	Ultimate Controlling Entity(ies)/Person(s)	Is an SCA Filing Re-quired? (Y/N)	*
.0069	Farmers Insurance Group	.11185	38-1407533				Foremost Insurance Company Grand Rapids, Michigan	.MI.	.IA	Fire Insurance Exchange	Ownership	.10.000	Farmers Insurance Exchange	.Y	
.0069	Farmers Insurance Group	.11185	38-1407533				Foremost Insurance Company Grand Rapids, Michigan	.MI.	.IA	Truck Insurance Exchange	Ownership	.10.000	Farmers Insurance Exchange	.Y	
.0069	Farmers Insurance Group	.41688	75-1797175				Foremost Lloyds of Texas	.TX.	.IA	See Note 6	Management		Farmers Insurance Exchange	.N	
.0069	Farmers Insurance Group	.11800	35-1604635				Foremost Property and Casualty Insurance Company	.MI.	.IA	Foremost Insurance Company Grand Rapids, Michigan	Ownership	.100.000	Farmers Insurance Exchange	.N	
.0069	Farmers Insurance Group	.41513	38-2430150				Foremost Signature Insurance Company	.MI.	.IA	Michigan	Ownership	.100.000	Farmers Insurance Exchange	.N	
		.00000	65-1142050				GP, LLC	.DE.	NIA	Bristol West Holdings, Inc.	Ownership	.100.000	Farmers Insurance Exchange	.N	
		.00000	99-0083322				Hawaii Insurance Consultants, Ltd.	.HI.	NIA	Farmers Insurance Exchange	Ownership	.80.000	Farmers Insurance Exchange	.N	
		.00000	99-0083322				Hawaii Insurance Consultants, Ltd.	.HI.	NIA	Fire Insurance Exchange	Ownership	.10.000	Farmers Insurance Exchange	.N	
		.00000	99-0083322				Hawaii Insurance Consultants, Ltd.	.HI.	NIA	Truck Insurance Exchange	Ownership	.10.000	Farmers Insurance Exchange	.N	
.0069	Farmers Insurance Group	.21679	36-2661515				Illinois Farmers Insurance Company	.IL.	.IA	Farmers Insurance Exchange	Ownership	.100.000	Farmers Insurance Exchange	.N	
		.00000	65-0881673				Insurance Data Systems, G.P.	.FL.	NIA	Bristol West Holdings, Inc.	Ownership	.99.900	Farmers Insurance Exchange	.N	
		.00000	65-0881673				Insurance Data Systems, G.P.	.FL.	NIA	GP, LLC	Ownership	.0.100	Farmers Insurance Exchange	.N	
		.00000	38-2336672				Kraft Lake Insurance Agency, Inc.	.MI.	NIA	FCOA, LLC	Ownership	.100.000	Farmers Insurance Exchange	.N	
.0069	Farmers Insurance Group	.21687	95-6016640				Mid-Century Insurance Company	.CA.	.IA	Farmers Insurance Exchange	Ownership	.80.000	Farmers Insurance Exchange	.Y	
.0069	Farmers Insurance Group	.21687	95-6016640				Mid-Century Insurance Company	.CA.	.IA	Fire Insurance Exchange	Ownership	.12.500	Farmers Insurance Exchange	.Y	
.0069	Farmers Insurance Group	.21687	95-6016640				Mid-Century Insurance Company	.CA.	.IA	Truck Insurance Exchange	Ownership	.7.500	Farmers Insurance Exchange	.Y	
.0069	Farmers Insurance Group	.28673	74-2448744				Mid-Century Insurance Company of Texas	.TX.	.IA	Farmers Insurance Exchange	Ownership	.100.000	Farmers Insurance Exchange	.N	
.0069	Farmers Insurance Group	.10317	95-4528264				Neighborhood Spirit Property and Casualty Company	.CA.	.IA	Fire Insurance Exchange	Ownership	.80.000	Fire Insurance Exchange	.N	
							Neighborhood Spirit Property and Casualty Company	.CA.	.IA	Truck Insurance Exchange	Ownership	.20.000	Fire Insurance Exchange	.N	
.0069	Farmers Insurance Group	.10317	95-4528264				Security National Insurance Company	.FL.	.IA	Bristol West Holdings, Inc.	Ownership	.75.000	Farmers Insurance Exchange	.N	
.0069	Farmers Insurance Group	.33120	65-0109120				Security National Insurance Company	.FL.	.IA	Insurance Data Systems, G.P.	Ownership	.25.000	Farmers Insurance Exchange	.N	
.0069	Farmers Insurance Group	.33120	65-0109120				Security National Insurance Company	.FL.	.IA	Farmers Insurance Exchange	Ownership	.86.280	Farmers Insurance Exchange	.N	
.0069	Farmers Insurance Group	.21695	94-1663548				Texas Farmers Insurance Company	.TX.	.IA	Mid Century Insurance Company	Ownership	.13.720	Farmers Insurance Exchange	.N	
.0069	Farmers Insurance Group	.21695	94-1663548				Texas Farmers Insurance Company	.TX.	.IA	See Note 7	Other			.Y	
.0069	Farmers Insurance Group	.21709	95-2575892				Truck Insurance Exchange	.CA.	.IA	FCOA, LLC	Ownership	.100.000	Farmers Insurance Exchange	.N	
		.00000	74-1593853				Western Star Insurance Services, Inc.	.TX.	NIA						
	***THE FOLLOWING ARE ZURICH INSURANCE GROUP ENTITIES WITHIN NAIC GROUP CODE 0212 AND ARE NOT INCLUDED IN FARMERS INSURANCE GROUP WITHIN NAIC GROUP CODE 0069						***			***			***		
		.00000					17-40 Direct Limited	.GBR.	.OTH.	Endsleigh Insurance Services Limited	Ownership	.100.000	Zurich Insurance Group Ltd.	.N	.12
		.00000					2Plan Group Limited	.GBR.	.OTH.	Openwork Independent Solutions Limited	Ownership	.100.000	Zurich Insurance Group Ltd.	.N	.12
		.00000					2Plan Limited	.GBR.	.OTH.	2Plan Group Limited	Ownership	.100.000	Zurich Insurance Group Ltd.	.N	.12
		.00000					2Plan Wealth Management Limited	.GBR.	.OTH.	2Plan Group Limited	Ownership	.100.000	Zurich Insurance Group Ltd.	.N	.12
		.00000					307-309 Atlantic Avenue Acquisition LLC	.DE.	.OTH.	Zurich American Insurance Company	Ownership	.100.000	Zurich Insurance Group Ltd.	.N	.12
		.00000					Access Franchise Management Limited	.GBR.	.OTH.	Zurich Assurance Ltd	Ownership	.100.000	Zurich Insurance Group Ltd.	.N	.12
		.00000					ACN 000 141 051 Ltd.	.AUS.	.OTH.	Zurich Financial Services Australia Limited	Ownership	.100.000	Zurich Insurance Group Ltd.	.N	.12
		.00000					ADAC Autoversicherung AG	.DEU.	.OTH.	Zurich GI Management Aktiefesellschaft (Deutschland)	Ownership	.51.000	Zurich Insurance Group Ltd.	.N	.12
		.00000					Afterland Limited	.GBR.	.OTH.	Zurich Assurance Ltd	Ownership	.100.000	Zurich Insurance Group Ltd.	.N	.12
		.00000					AG Haus der Wirtschaft	.CHE.	.OTH.	Zurich Versicherungs-Gesellschaft AG	Ownership	.8.163	Zurich Insurance Group Ltd.	.N	.12
		.00000					AIDE Asistencia Seguros y Reaseguros, S.A. - Sociedad Uniper	.ESP.	.OTH.	Zurich Insurance plc, Sucursal en Espana	Ownership	.100.000	Zurich Insurance Group Ltd.	.N	.12
		.00000					Albert Road 1 UK Limited	.GBR.	.OTH.	Zurich Assurance Ltd	Ownership	.100.000	Zurich Insurance Group Ltd.	.N	.12
		.00000					Albert Road 2 UK Limited	.GBR.	.OTH.	Zurich Assurance Ltd	Ownership	.100.000	Zurich Insurance Group Ltd.	.N	.12

SCHEDULE Y
PART 1A - DETAIL OF INSURANCE HOLDING COMPANY SYSTEM

1	2	3	4	5	6	7	8	9	10	11	12	13	14	15	16
Group Code	Group Name	NAIC Company Code	ID Number	Federal RSSD	CIK	Name of Securities Exchange if Publicly Traded (U.S. or International)	Names of Parent, Subsidiaries Or Affiliates	Domi-ciliary Location	Relation-ship to Reporting Entity	Directly Controlled by (Name of Entity/Person)	Type of Control (Ownership, Board, Management, Attorney-in-Fact, Influence, Other)	If Control is Ownership Provide Percen-tage	Ultimate Controlling Entity(ies)/Person(s)	Is an SCA Filing Re-quired? (Y/N)	*
		.00000					Allied Dunbar Asset Management plcGBR	.OTH	Allied Dunbar Assurance plc	Ownership.....	99.999	Zurich Insurance Group Ltd.N	..12
		.00000					Allied Dunbar Asset Management plcGBR	.OTH	Zurich Trustee Company (UK) Limited	Ownership.....	0.001	Zurich Insurance Group Ltd.N	..12
		.00000					Allied Dunbar Assurance plcGBR	.OTH	Zurich Financial Services (UKISA) Nominees Limited	Ownership.....	100.000	Zurich Insurance Group Ltd.N	..12
		.00000					Allied Dunbar Financial Services LimitedGBR	.OTH	Allied Dunbar Assurance plc	Ownership.....	100.000	Zurich Insurance Group Ltd.N	..12
		.00000					Allied Dunbar Healthcare Marketing LimitedGBR	.OTH	Allied Dunbar Assurance plc	Ownership.....	100.000	Zurich Insurance Group Ltd.N	..12
		.00000					Allied Dunbar International Fund Managers LimitedGBR	.OTH	Zurich Versicherungs-Gesellschaft AG	Ownership.....	100.000	Zurich Insurance Group Ltd.N	..12
		.00000					Allied Dunbar International Nominees LimitedGBR	.OTH	Allied Dunbar International Fund Managers Limited	Ownership.....	100.000	Zurich Insurance Group Ltd.N	..12
		.00000					Allied Dunbar Property Services LimitedGBR	.OTH	Allied Dunbar Assurance plc	Ownership.....	100.000	Zurich Insurance Group Ltd.N	..12
		.00000					Allied Dunbar Provident plcGBR	.OTH	Allied Dunbar Assurance plc	Ownership.....	100.000	Zurich Insurance Group Ltd.N	..12
		.00000					Allied Dunbar Provident plcGBR	.OTH	Zurich Trustee Company (UK) Limited	Ownership.....	0.000	Zurich Insurance Group Ltd.N	..12
		.00000					Allied Zurich Holdings LimitedJEY	.OTH	Zurich Versicherungs-Gesellschaft AG	Ownership.....	100.000	Zurich Insurance Group Ltd.N	..12
		.00000					Allied Zurich LimitedGBR	.OTH	Zurich Insurance Group Ltd.	Ownership.....	100.000	Zurich Insurance Group Ltd.N	..12
.0212	Zurich U.S. Insurance Pool Group	.26247	36-6071400				American Guarantee and Liability Insurance CompanyNY	.OTH	Zurich American Insurance Company	Ownership.....	100.000	Zurich Insurance Group Ltd.Y	..12
.0212	Zurich U.S. Insurance Pool Group	.40142	36-3141762				American Zurich Insurance CompanyIL	.OTH	Steadfast Insurance Company	Ownership.....	100.000	Zurich Insurance Group Ltd.Y	..12
		.00000					Anglo American Insurance Group (UK) LimitedGBR	.OTH	Zurich Finance Company Ltd	Ownership.....	100.000	Zurich Insurance Group Ltd.N	..12
		.00000					Ashdale Land and Property Company LimitedGBR	.OTH	Zurich Insurance plc	Ownership.....	100.000	Zurich Insurance Group Ltd.N	..12
		.00000					Associated Marine Insurers Agents Pty. LimitedAUS	.OTH	Zurich Financial Services Australia Limited	Ownership.....	100.000	Zurich Insurance Group Ltd.N	..12
		.00000	36-4851720				Aust Office 1, LLCDE	.OTH	Zurich American Insurance Company	Ownership.....	100.000	Zurich Insurance Group Ltd.N	..12
		.00000					Baden-Badener Versicherung AktiengesellschaftDEU	.OTH	Zurich Beteiligungs-Aktiengesellschaft (Deutschland)	Ownership.....	100.000	Zurich Insurance Group Ltd.N	..12
		.00000					Ballykilliane Holdings LimitedIRL	.OTH	Zurich Insurance plc	Ownership.....	100.000	Zurich Insurance Group Ltd.N	..12
		.00000					Bansabadell Pensiones, E.G.F.P, S.A.ESP	.OTH	Zurich Vida, Compania de Seguros y Reaseguros, S.A. - Socied	Ownership.....	50.000	Zurich Insurance Group Ltd.N	..12
		.00000					Bansabadell Seguros Generales, S.A. de Seguros y ReasegurosESP	.OTH	Zurich Versicherungs-Gesellschaft AG	Ownership.....	50.000	Zurich Insurance Group Ltd.N	..12
		.00000					Bansabadell Servicios Auxiliares De Seguros, S.L.ESP	.OTH	Bansabadell Seguros Generales, S.A. de Seguros y Reaseguros	Ownership.....	100.000	Zurich Insurance Group Ltd.N	..12
		.00000					Bansabadell Vida S.A. de Seguros y ReasegurosESP	.OTH	Zurich Vida, Compania de Seguros y Reaseguros, S.A. - Socied	Ownership.....	50.000	Zurich Insurance Group Ltd.N	..12
		.00000	13-4097988				Benefit Finance Partners, L.L.C.DE	.OTH	Zurich Benefit Finance LLC	Ownership.....	50.000	Zurich Insurance Group Ltd.N	..12
		.00000					BFP Securities LLCDE	.OTH	Benefit Finance Partners, L.L.C.	Ownership.....	100.000	Zurich Insurance Group Ltd.N	..12
		.00000					Bloomington Office LPDE	.OTH	Zurich Structured Finance, Inc.	Ownership.....	99.000	Zurich Insurance Group Ltd.N	..12
		.00000					Bloomington Office MGP, LLCDE	.OTH	Zurich Structured Finance, Inc.	Ownership.....	99.000	Zurich Insurance Group Ltd.N	..12
		.00000					Bloomington Office MGP, LLCDE	.OTH	Bloomington Office MGP Manager, Inc	Ownership.....	1.000	Zurich Insurance Group Ltd.N	..12
		.00000					Bloomington Office MGP Manager, IncDE	.OTH	Zurich Structured Finance, Inc.	Ownership.....	100.000	Zurich Insurance Group Ltd.N	..12
		.00000					Blue Marble Micro LimitedGBR	.OTH	Zürich Versicherungs-Gesellschaft AG	Ownership.....	100.000	Zurich Insurance Group Ltd.N	..12
		.00000					Bonner Akademie Gesellschaft für DV- und Management-TrainingDEU	.OTH	Zurich Beteiligungs-Aktiengesellschaft (Deutschland)	Ownership.....	100.000	Zurich Insurance Group Ltd.N	..12
		.00000					Bonnfinanz Aktiengesellschaft für Vermögensberatung und VermDEU	.OTH	Deutscher Herold Aktiengesellschaft	Ownership.....	100.000	Zurich Insurance Group Ltd.N	..12
		.00000					Bonus Pensionskassen AktiengesellschaftAUT	.OTH	Zurich Versicherungs-Aktiengesellschaft	Ownership.....	87.500	Zurich Insurance Group Ltd.N	..12
		.00000					BONUS Vorsorgekasse AGAUT	.OTH	Zurich Versicherungs-Aktiengesellschaft	Ownership.....	50.000	Zurich Insurance Group Ltd.N	..12
		.00000					BOS Apt 1, LLCDE	.OTH	Zurich American Insurance Company	Ownership.....	100.000	Zurich Insurance Group Ltd.N	..12
		.00000					BOS Apt 2, LLCDE	.OTH	Zurich American Insurance Company	Ownership.....	100.000	Zurich Insurance Group Ltd.N	..12
		.00000					BOS Office 2 LLCDE	.OTH	Zurich American Insurance Company	Ownership.....	100.000	Zurich Insurance Group Ltd.N	..12
		.00000	47-1046245				BOS Office 3, LLCDE	.OTH	Farmers New World Life Insurance Company	Ownership.....	100.000	Zurich Insurance Group Ltd.N	..11
		.00000					BOS Retail 1, LLCDE	.OTH	Zurich American Insurance Company	Ownership.....	100.000	Zurich Insurance Group Ltd.N	..12
		.00000					Brinker Retail MGP, LLCDE	.OTH	Zurich Structured Finance, Inc.	Ownership.....	99.000	Zurich Insurance Group Ltd.N	..12
		.00000					Bristlecourt LimitedGBR	.OTH	Zurich Assurance Ltd	Ownership.....	100.000	Zurich Insurance Group Ltd.N	..12

SCHEDULE Y
PART 1A - DETAIL OF INSURANCE HOLDING COMPANY SYSTEM

1	2	3	4	5	6	7	8	9	10	11	12	13	14	15	16
Group Code	Group Name	NAIC Company Code	ID Number	Federal RSSD	CIK	Name of Securities Exchange if Publicly Traded (U.S. or International)	Names of Parent, Subsidiaries Or Affiliates	Domi-ciliary Location	Relation-ship to Reporting Entity	Directly Controlled by (Name of Entity/Person)	Type of Control (Ownership, Board, Management, Attorney-in-Fact, Influence, Other)	If Control is Ownership Provide Percen-tage	Ultimate Controlling Entity(ies)/Person(s)	Is an SCA Filing Re-quired? (Y/N)	*
		.00000					Cayley Aviation Ltd.	.BMJ	.OTH	Zurich Insurance Company Ltd, Bermuda	Ownership	100.000	Zurich Insurance Group Ltd.	.N	.12
		.00000	13-4038482				Centre Group Holdings (U.S.) Limited	.DE	.OTH	Zurich Finance Company Ltd	Ownership	100.000	Zurich Insurance Group Ltd.	.N	.12
.0212	CMSH Limited Group	.34649	13-2653231				Centre Insurance Company	.DE	.OTH	Centre Solutions (U.S.) Limited	Ownership	100.000	Zurich Insurance Group Ltd.	.N	.12
		.00000	13-3973625				Centre Kate Inc. 1	.DE	.OTH	Zurich Structured Finance, Inc.	Ownership	100.000	Zurich Insurance Group Ltd.	.N	.12
		.00000	13-3973626				Centre Kate Inc. 2	.DE	.OTH	Zurich Structured Finance, Inc.	Ownership	100.000	Zurich Insurance Group Ltd.	.N	.12
.0212	CMSH Limited Group	.80896	04-1589940				Centre Life Insurance Company	.MA	.OTH	Centre Solutions (U.S.) Limited	Ownership	100.000	Zurich Insurance Group Ltd.	.N	.12
		.00000	AA-3190673				Centre Reinsurance (U.S.) Limited	.BMJ	.OTH	Centre Group Holdings (U.S.) Limited	Ownership	100.000	Zurich Insurance Group Ltd.	.N	.12
		.00000					Centre Reinsurance International Company	.IRL	.OTH	Centre Solutions (Bermuda) Limited	Ownership	99.998	Zurich Insurance Group Ltd.	.N	.12
		.00000					Centre Reinsurance International Company	.IRL	.OTH	Zurich Finance Company AG	Ownership	0.002	Zurich Insurance Group Ltd.	.N	.12
		.00000					Centre Solutions (Bermuda) Limited	.BMJ	.OTH	Zurich Finance Company Ltd	Ownership	100.000	Zurich Insurance Group Ltd.	.N	.12
		.00000	AA-3190822				Centre Solutions (U.S.) Limited	.BMJ	.OTH	Centre Group Holdings (U.S.) Limited	Ownership	100.000	Zurich Insurance Group Ltd.	.N	.12
		.00000					Centre Structured Inc. 1	.VA	.OTH	JFS/ZSF 1997 L.P.	Ownership	100.000	Zurich Insurance Group Ltd.	.N	.12
		.00000					Centre Structured Inc. 2	.VA	.OTH	JFS/ZSF 1997 L.P.	Ownership	100.000	Zurich Insurance Group Ltd.	.N	.12
		.00000					Centre Structured Inc. 3	.VA	.OTH	JFS/ZSF 1997 L.P.	Ownership	100.000	Zurich Insurance Group Ltd.	.N	.12
		.00000					Centre Structured Inc. 4	.VA	.OTH	JFS/ZSF 1997 L.P.	Ownership	100.000	Zurich Insurance Group Ltd.	.N	.12
		.00000					Centre Structured Inc. 5	.VA	.OTH	JFS/ZSF 1997 L.P.	Ownership	100.000	Zurich Insurance Group Ltd.	.N	.12
		.00000					Centre Structured Inc. 6	.VA	.OTH	JFS/ZSF 1997 L.P.	Ownership	100.000	Zurich Insurance Group Ltd.	.N	.12
		.00000					Centre Structured Inc. 7	.VA	.OTH	JFS/ZSF 1997 L.P.	Ownership	100.000	Zurich Insurance Group Ltd.	.N	.12
		.00000					Centre Structured Inc. 8	.VA	.OTH	JFS/ZSF 1997 L.P.	Ownership	100.000	Zurich Insurance Group Ltd.	.N	.12
		.00000					Centre Structured Inc. 9	.VA	.OTH	JFS/ZSF 1997 L.P.	Ownership	100.000	Zurich Insurance Group Ltd.	.N	.12
		.00000					Centre Structured Inc. 10	.VA	.OTH	JFS/ZSF 1997 L.P.	Ownership	100.000	Zurich Insurance Group Ltd.	.N	.12
		.00000					Centre Structured Inc. 11	.VA	.OTH	JFS/ZSF 1997 L.P.	Ownership	100.000	Zurich Insurance Group Ltd.	.N	.12
		.00000					Centre Structured LLC 1	.VA	.OTH	JFS/ZSF 1997 L.P.	Ownership	100.000	Zurich Insurance Group Ltd.	.N	.12
		.00000					Centre Structured LLC 2	.VA	.OTH	JFS/ZSF 1997 L.P.	Ownership	100.000	Zurich Insurance Group Ltd.	.N	.12
		.00000					Centre Structured LLC 3	.VA	.OTH	JFS/ZSF 1997 L.P.	Ownership	100.000	Zurich Insurance Group Ltd.	.N	.12
		.00000					Centre Structured LLC 4	.VA	.OTH	JFS/ZSF 1997 L.P.	Ownership	100.000	Zurich Insurance Group Ltd.	.N	.12
		.00000					Centre Structured LLC 5	.VA	.OTH	JFS/ZSF 1997 L.P.	Ownership	100.000	Zurich Insurance Group Ltd.	.N	.12
		.00000					Centre Structured LLC 6	.VA	.OTH	JFS/ZSF 1997 L.P.	Ownership	100.000	Zurich Insurance Group Ltd.	.N	.12
		.00000					Centre Structured LLC 7	.VA	.OTH	JFS/ZSF 1997 L.P.	Ownership	100.000	Zurich Insurance Group Ltd.	.N	.12
		.00000					Centre Structured LLC 8	.VA	.OTH	JFS/ZSF 1997 L.P.	Ownership	100.000	Zurich Insurance Group Ltd.	.N	.12
		.00000					Centre Structured LP 9	.VA	.OTH	JFS/ZSF 1997 L.P.	Ownership	99.000	Zurich Insurance Group Ltd.	.N	.12
		.00000					Centre Structured LP 9	.VA	.OTH	Centre Structured Inc. 1	Ownership	1.000	Zurich Insurance Group Ltd.	.N	.12
		.00000					Centre Structured LP 10	.VA	.OTH	JFS/ZSF 1997 L.P.	Ownership	99.000	Zurich Insurance Group Ltd.	.N	.12
		.00000					Centre Structured LP 10	.VA	.OTH	Centre Structured Inc. 11	Ownership	1.000	Zurich Insurance Group Ltd.	.N	.12
		.00000					Centre Structured LP 11	.VA	.OTH	JFS/ZSF 1997 L.P.	Ownership	99.000	Zurich Insurance Group Ltd.	.N	.12
		.00000					Centre Structured LP 11	.VA	.OTH	Centre Structured Inc. 1	Ownership	1.000	Zurich Insurance Group Ltd.	.N	.12
		.00000					CHI APT 1, LLC	.DE	.OTH	Zurich American Insurance Company	Ownership	100.000	Zurich Insurance Group Ltd.	.N	.12
		.00000	47-4429730				CHI Industrial 1, LLC	.DE	.OTH	Farmers New World Life Insurance Company	Ownership	100.000	Zurich Insurance Group Ltd.	.N	.11
		.00000					Chilena Consolidada Seguros de Vida S.A.	.CHL	.OTH	Inversiones Suizo Chilena S.A.	Ownership	98.977	Zurich Insurance Group Ltd.	.N	.12
		.00000	AA-2280100		196453	Bolsa de Comercio de Santiago	Chilena Consolidada Seguros Generales S.A.	.CHL	.OTH	Chilena Consolidada Seguros de Vida S.A.	Ownership	7.405	Zurich Insurance Group Ltd.	.N	.12
		.00000	AA-2280100		196453	Bolsa de Comercio de Santiago	Chilena Consolidada Seguros Generales S.A.	.CHL	.OTH	Inversiones Suizo Chilena S.A.	Ownership	82.732	Zurich Insurance Group Ltd.	.N	.12
		.00000					City of London Insurance Company Limited	.GBR	.OTH	Eagle Star Insurance Company Limited	Ownership	100.000	Zurich Insurance Group Ltd.	.N	.12
		.00000			0000034431	Second Marché part of Euronext Paris stock exchange since 1987	COFITEM-COFIMUR	.FRA	.OTH	Zurich Versicherungs-Gesellschaft AG	Ownership	12.405	Zurich Insurance Group Ltd.	.N	.12
		.00000					Collierville Center, LP	.DE	.OTH	Zurich Structured Finance, Inc.	Ownership	99.000	Zurich Insurance Group Ltd.	.N	.12
		.00000					Collierville MGP Manager, Inc.	.DE	.OTH	Zurich Structured Finance, Inc.	Ownership	100.000	Zurich Insurance Group Ltd.	.N	.12
		.00000					Collierville Office MGP, LLC	.DE	.OTH	Zurich Structured Finance, Inc.	Ownership	99.000	Zurich Insurance Group Ltd.	.N	.12
		.00000					Collierville Office MGP, LLC	.DE	.OTH	Collierville MGP Manager, Inc.	Ownership	1.000	Zurich Insurance Group Ltd.	.N	.12
.0212	Zurich U.S. Insurance Pool Group	.34347	52-1096670				Colonial American Casualty and Surety Company	.MD	.OTH	Fidelity and Deposit Company of Maryland	Ownership	100.000	Zurich Insurance Group Ltd.	.Y	.12

SCHEDULE Y
PART 1A - DETAIL OF INSURANCE HOLDING COMPANY SYSTEM

1	2	3	4	5	6	7	8	9	10	11	12	13	14	15	16
Group Code	Group Name	NAIC Company Code	ID Number	Federal RSSD	CIK	Name of Securities Exchange if Publicly Traded (U.S. or International)	Names of Parent, Subsidiaries Or Affiliates	Domi-ciliary Location	Relation-ship to Reporting Entity	Directly Controlled by (Name of Entity/Person)	Type of Control (Ownership, Board, Management, Attorney-in-Fact, Influence, Other)	If Control is Ownership Provide Per-centage	Ultimate Controlling Entity(ies)/Person(s)	Is an SCA Filing Re-quired? (Y/N)	*
		.00000					Community Trust Services LimitedGBR	.OTH	Zurich Community Trust (UK) Limited	Ownership.....	99.000	Zurich Insurance Group Ltd.N	.12
		.00000					Community Trust Services LimitedGBR	.OTH	Zurich Financial Services (UKISA) Nominees Limited	Ownership.....	1.000	Zurich Insurance Group Ltd.N	.12
		.00000					Concisa Vorsorgeberatung und Management AGAUT	.OTH	Bonus Pensionskassen Aktiengesellschaft	Ownership.....	100.000	Zurich Insurance Group Ltd.N	.12
		.00000					Concourse Skelmersdale LimitedGBR	.OTH	Zurich Financial Services (UKISA) Limited	Ownership.....	100.000	Zurich Insurance Group Ltd.N	.12
		.00000					CP Holding LimitedVGB	.OTH	Zurich Insurance Company Ltd, Bermuda Branch	Ownership.....	100.000	Zurich Insurance Group Ltd.N	.12
		.00000					CREC (Birmingham), LLCDE	.OTH	Zurich Structured Finance, Inc.	Ownership.....	100.000	Zurich Insurance Group Ltd.N	.12
		.00000					CREC (Durham), LLCDE	.OTH	Zurich Structured Finance, Inc.	Ownership.....	100.000	Zurich Insurance Group Ltd.N	.12
		.00000	13-3971194				Crown Management Services LimitedDE	.OTH	Zurich Finance Company Ltd	Ownership.....	100.000	Zurich Insurance Group Ltd.N	.12
		.00000					CTH Affordable Housing CorporationDE	.OTH	Zurich Structured Finance, Inc.	Ownership.....	100.000	Zurich Insurance Group Ltd.N	.12
		.00000					CTH Affordable Housing Investor, Inc.DE	.OTH	CTH Affordable Housing Corporation	Ownership.....	100.000	Zurich Insurance Group Ltd.N	.12
		.00000					CTH WNC, Inc.IL	.OTH	CTH Affordable Housing Corporation	Ownership.....	100.000	Zurich Insurance Group Ltd.N	.12
		.00000					CTH/Landmark SLP, Inc.IL	.OTH	CTH Affordable Housing Corporation	Ownership.....	100.000	Zurich Insurance Group Ltd.N	.12
		.00000					Cursud N.V.ANT	.OTH	Zurich Versicherungs-Gesellschaft AG	Ownership.....	100.000	Zurich Insurance Group Ltd.N	.12
		.00000					DA Deutsche Allgemeine Versicherung AktiengesellschaftDEU	.OTH	Zurich GI Management Aktiefesellschaft (Deutschland)	Ownership.....	100.000	Zurich Insurance Group Ltd.N	.12
		.00000					Dallas Office MGP, LLCDE	.OTH	Zurich Structured Finance, Inc.	Ownership.....	99.000	Zurich Insurance Group Ltd.N	.12
		.00000					Dallas Office MGP, LLCDE	.OTH	Dallas Office MGP Manager, Inc.	Ownership.....	1.000	Zurich Insurance Group Ltd.N	.12
		.00000					Dallas Office MGP Manager, Inc.DE	.OTH	Zurich Structured Finance, Inc.	Ownership.....	100.000	Zurich Insurance Group Ltd.N	.12
		.00000					Dallas Tower LPDE	.OTH	Zurich Structured Finance, Inc.	Ownership.....	99.000	Zurich Insurance Group Ltd.N	.12
		.00000					DB Vita S.A.LUX	.OTH	Deutscher Herold Aktiengesellschaft	Ownership.....	25.000	Zurich Insurance Group Ltd.N	.12
		.00000					DC Apt 1, LLCDE	.OTH	Zurich American Insurance Company	Ownership.....	100.000	Zurich Insurance Group Ltd.N	.11
		.00000	46-4542195				DC Industrial 1, LLCDE	.OTH	Farmers New World Life Insurance Company	Ownership.....	100.000	Zurich Insurance Group Ltd.N	.11
		.00000					Delta Wetlands PropertiesIL	.OTH	KLMLP 2, LLC	Ownership.....	90.000	Zurich Insurance Group Ltd.N	.12
		.00000					Delta Wetlands PropertiesIL	.OTH	KLMLP 3, LLC	Ownership.....	10.000	Zurich Insurance Group Ltd.N	.12
		.00000	47-1387852				DEN Retail 1 LLCDE	.OTH	Farmers New World Life Insurance Company	Ownership.....	100.000	Zurich Insurance Group Ltd.N	.11
		.00000					Deutsche Zurich Pensiones, Entidad Gestora de Fondos de PensESP	.OTH	Zurich Vida, Compania de Seguros y Reaseguros, S.A. - Societ	Ownership.....	50.000	Zurich Insurance Group Ltd.N	.12
		.00000					Deutscher Herold AktiengesellschaftDEU	.OTH	Zurich Beteiligungs-Aktiengesellschaft (Deutschland)	Ownership.....	79.826	Zurich Insurance Group Ltd.N	.12
		.00000					Deutscher Pensionsfonds AktiengesellschaftDEU	.OTH	Deutscher Herold Aktiengesellschaft	Ownership.....	74.900	Zurich Insurance Group Ltd.N	.12
		.00000					Deutsches Institut fur Altersvorsorge GmbHDEU	.OTH	Deutscher Herold Aktiengesellschaft	Ownership.....	22.000	Zurich Insurance Group Ltd.N	.12
		.00000	06-1427246				Disability Management Services, Inc.CT	.OTH	Centre Group Holdings (U.S.) Limited	Ownership.....	40.000	Zurich Insurance Group Ltd.N	.12
		.00000					Dunbar Assets IrelandIRL	.OTH	Zurich Finance Company Ltd	Ownership.....	0.037	Zurich Insurance Group Ltd.N	.12
		.00000					Dunbar Assets IrelandIRL	.OTH	ZCMC II Holdings Limited	Ownership.....	99.963	Zurich Insurance Group Ltd.N	.12
		.00000					Dunbar Assets plcGBR	.OTH	Dunbar Assets Ireland	Ownership.....	100.000	Zurich Insurance Group Ltd.N	.12
		.00000					Dunbar Nominees LimitedGBR	.OTH	Dunbar Assets plc	Ownership.....	100.000	Zurich Insurance Group Ltd.N	.12
		.00000					Dunbar Sports and Social Club LimitedGBR	.OTH	Allied Dunbar Assurance plc	Ownership.....	100.000	Zurich Insurance Group Ltd.N	.12
		.00000					Eagle Star (Leasing) LimitedGBR	.OTH	Zurich Assurance Ltd	Ownership.....	100.000	Zurich Insurance Group Ltd.N	.12
		.00000					Eagle Star (Malta) LimitedMLT	.OTH	Zurich Assurance Ltd	Ownership.....	100.000	Zurich Insurance Group Ltd.N	.12
		.00000					Eagle Star Computer Services LimitedGBR	.OTH	Zurich Assurance Ltd	Ownership.....	100.000	Zurich Insurance Group Ltd.N	.12
		.00000					Eagle Star Direct (Camberley) LimitedGBR	.OTH	Zurich Insurance Company (U.K.) Limited	Ownership.....	100.000	Zurich Insurance Group Ltd.N	.12
		.00000					Eagle Star Direct Services LimitedGBR	.OTH	Zurich UK General Services Limited	Ownership.....	100.000	Zurich Insurance Group Ltd.N	.12
		.00000					Eagle Star Estates LimitedGBR	.OTH	Zurich Assurance Ltd	Ownership.....	100.000	Zurich Insurance Group Ltd.N	.12
		.00000					Eagle Star European Life Assurance Company LimitedIRL	.OTH	Zurich Life Assurance plc	Ownership.....	100.000	Zurich Insurance Group Ltd.N	.12
		.00000					Eagle Star Executives Pension Trustee LimitedGBR	.OTH	Zurich Financial Services (UKISA) Limited	Ownership.....	100.000	Zurich Insurance Group Ltd.N	.12
		.00000					Eagle Star Farms LimitedGBR	.OTH	Zurich Assurance Ltd	Ownership.....	100.000	Zurich Insurance Group Ltd.N	.12
		.00000					Eagle Star Forests LimitedGBR	.OTH	Zurich Assurance Ltd	Ownership.....	100.000	Zurich Insurance Group Ltd.N	.12
		.00000					Eagle Star Group Holdings LimitedGBR	.OTH	Eagle Star Holdings Limited	Ownership.....	100.000	Zurich Insurance Group Ltd.N	.12
		.00000					Eagle Star Group Services LimitedGBR	.OTH	Eagle Star Holdings Limited	Ownership.....	100.000	Zurich Insurance Group Ltd.N	.12
		.00000					Eagle Star Holding Company of IrelandIRL	.OTH	Eagle Star Group Holdings Limited	Ownership.....	0.000	Zurich Insurance Group Ltd.N	.12

SCHEDULE Y
PART 1A - DETAIL OF INSURANCE HOLDING COMPANY SYSTEM

1	2	3	4	5	6	7	8	9	10	11	12	13	14	15	16
Group Code	Group Name	NAIC Company Code	ID Number	Federal RSSD	CIK	Name of Securities Exchange if Publicly Traded (U.S. or International)	Names of Parent, Subsidiaries Or Affiliates	Domi-ciliary Location	Relation-ship to Reporting Entity	Directly Controlled by (Name of Entity/Person)	Type of Control (Ownership, Board, Management, Attorney-in-Fact, Influence, Other)	If Control is Ownership Provide Percen-tage	Ultimate Controlling Entity(ies)/Person(s)	Is an SCA Filing Re-quired? (Y/N)	*
		.00000					Eagle Star Holding Company of IrelandIRL	.OTH	Zurich Assurance Ltd	Ownership.....	100.000	Zurich Insurance Group Ltd.N.....	..12....
		.00000					Eagle Star Holdings LimitedGBR	.OTH	Zurich Financial Services (UKISA) Limited	Ownership.....	100.000	Zurich Insurance Group Ltd.N.....	..12....
		.00000					Eagle Star Insurance Company LimitedGBR	.OTH	Zurich Versicherungs-Gesellschaft AG	Ownership.....	100.000	Zurich Insurance Group Ltd.N.....	..12....
		.00000					Eagle Star Loans LimitedGBR	.OTH	Zurich Assurance Ltd	Ownership.....	100.000	Zurich Insurance Group Ltd.N.....	..12....
		.00000					Eagle Star Mortgages LimitedGBR	.OTH	Zurich Assurance Ltd	Ownership.....	100.000	Zurich Insurance Group Ltd.N.....	..12....
		.00000					Eagle Star Securities LimitedGBR	.OTH	Zurich Insurance plc	Ownership.....	100.000	Zurich Insurance Group Ltd.N.....	..12....
		.00000								Zurich Insurance Company Ltd - Rappresentanza Generale per l	Ownership.....	35.712	Zurich Insurance Group Ltd.N.....	..12....
.0212	Zurich U.S. Insurance Pool Group	.21326	47-6022701				Edilspettacolo SRLITA	.OTH	Empire Fire and Marine Insurance Company	Ownership.....	100.000	Zurich Insurance Group Ltd.Y.....	..12....
.0212	Zurich U.S. Insurance Pool Group	.21334	73-6091717				Empire Indemnity Insurance CompanyOK	.OTH	Zurich American Insurance Company	Ownership.....	100.000	Zurich Insurance Group Ltd.Y.....	..12....
		.00000					Employee Services LimitedGBR	.OTH	Allied Dunbar Financial Services Limited	Ownership.....	100.000	Zurich Insurance Group Ltd.N.....	..12....
		.00000					Endsleigh Communications LimitedGBR	.OTH	Endsleigh Insurance Services Limited	Ownership.....	100.000	Zurich Insurance Group Ltd.N.....	..12....
		.00000					Endsleigh Developments LimitedGBR	.OTH	Endsleigh Insurance Services Limited	Ownership.....	100.000	Zurich Insurance Group Ltd.N.....	..12....
		.00000					Endsleigh General Trading LimitedGBR	.OTH	Endsleigh Insurance Services Limited	Ownership.....	100.000	Zurich Insurance Group Ltd.N.....	..12....
		.00000					Endsleigh Independent Financial Services LimitedGBR	.OTH	Endsleigh Insurance Services Limited	Ownership.....	100.000	Zurich Insurance Group Ltd.N.....	..12....
		.00000					Endsleigh Insurance Services LimitedGBR	.OTH	Endsleigh Limited	Ownership.....	100.000	Zurich Insurance Group Ltd.N.....	..12....
		.00000					Endsleigh Insurances (Brokers) LimitedGBR	.OTH	Endsleigh Insurance Services Limited	Ownership.....	100.000	Zurich Insurance Group Ltd.N.....	..12....
		.00000					Endsleigh Law LimitedGBR	.OTH	Endsleigh Insurance Services Limited	Ownership.....	100.000	Zurich Insurance Group Ltd.N.....	..12....
		.00000					Endsleigh Leasing LimitedGBR	.OTH	Endsleigh Insurance Services Limited	Ownership.....	100.000	Zurich Insurance Group Ltd.N.....	..12....
		.00000					Endsleigh Life & Pensions LimitedGBR	.OTH	Endsleigh Insurance Services Limited	Ownership.....	100.000	Zurich Insurance Group Ltd.N.....	..12....
		.00000					Endsleigh LimitedGBR	.OTH	Zurich Holdings (UK) Limited	Ownership.....	100.000	Zurich Insurance Group Ltd.N.....	..12....
		.00000					Endsleigh Pension Trustee LimitedGBR	.OTH	Endsleigh Insurance Services Limited	Ownership.....	100.000	Zurich Insurance Group Ltd.N.....	..12....
		.00000					Endsleigh Promotions LimitedGBR	.OTH	Endsleigh Insurance Services Limited	Ownership.....	100.000	Zurich Insurance Group Ltd.N.....	..12....
		.00000					Endsleigh Shopfitting LimitedGBR	.OTH	Endsleigh Insurance Services Limited	Ownership.....	100.000	Zurich Insurance Group Ltd.N.....	..12....
		.00000					Endsleigh Trustee Services LimitedGBR	.OTH	Endsleigh Insurance Services Limited	Ownership.....	100.000	Zurich Insurance Group Ltd.N.....	..12....
		.00000					ES (Leeds) Nominee LimitedGBR	.OTH	Zurich Assurance Ltd	Ownership.....	100.000	Zurich Insurance Group Ltd.N.....	..12....
		.00000					ES (Walsall) Nominee LimitedGBR	.OTH	Zurich Assurance Ltd	Ownership.....	100.000	Zurich Insurance Group Ltd.N.....	..12....
		.00000					ES Camberley Nominee 1 LimitedGBR	.OTH	Zurich Assurance Ltd	Ownership.....	100.000	Zurich Insurance Group Ltd.N.....	..12....
		.00000					ES Camberley Nominee 2 LimitedGBR	.OTH	Zurich Assurance Ltd	Ownership.....	100.000	Zurich Insurance Group Ltd.N.....	..12....
		.00000					ES Cannock Nominee 1 LimitedGBR	.OTH	Zurich Assurance Ltd	Ownership.....	100.000	Zurich Insurance Group Ltd.N.....	..12....
		.00000					ES Cannock Nominee 2 LimitedGBR	.OTH	Zurich Assurance Ltd	Ownership.....	100.000	Zurich Insurance Group Ltd.N.....	..12....
		.00000					ES Coventry Nominee 1 LimitedGBR	.OTH	Zurich Assurance Ltd	Ownership.....	100.000	Zurich Insurance Group Ltd.N.....	..12....
		.00000					ES Coventry Nominee 2 LimitedGBR	.OTH	Zurich Assurance Ltd	Ownership.....	100.000	Zurich Insurance Group Ltd.N.....	..12....
		.00000					ES Dudley Nominee 1 LimitedGBR	.OTH	Zurich Assurance Ltd	Ownership.....	100.000	Zurich Insurance Group Ltd.N.....	..12....
		.00000					ES Dudley Nominee 2 LimitedGBR	.OTH	Zurich Assurance Ltd	Ownership.....	100.000	Zurich Insurance Group Ltd.N.....	..12....
		.00000					ES Hoddesdon Nominee 1 LimitedGBR	.OTH	Zurich Assurance Ltd	Ownership.....	100.000	Zurich Insurance Group Ltd.N.....	..12....
		.00000					ES Hoddesdon Nominee 2 LimitedGBR	.OTH	Zurich Assurance Ltd	Ownership.....	100.000	Zurich Insurance Group Ltd.N.....	..12....
		.00000					ES Plympton Nominee 1 LimitedGBR	.OTH	Zurich Assurance Ltd	Ownership.....	100.000	Zurich Insurance Group Ltd.N.....	..12....
		.00000					ES Plympton Nominee 2 LimitedGBR	.OTH	Zurich Assurance Ltd	Ownership.....	100.000	Zurich Insurance Group Ltd.N.....	..12....
		.00000					ES Ramsgate Nominee 1 LimitedGBR	.OTH	Zurich Assurance Ltd	Ownership.....	100.000	Zurich Insurance Group Ltd.N.....	..12....
		.00000					ES Ramsgate Nominee 2 LimitedGBR	.OTH	Zurich Assurance Ltd	Ownership.....	100.000	Zurich Insurance Group Ltd.N.....	..12....
		.00000					ESI Financing LimitedGBR	.OTH	Eagle Star Insurance Company Limited	Ownership.....	0.000	Zurich Insurance Group Ltd.N.....	..12....
		.00000					ESI Financing LimitedGBR	.OTH	Zurich Versicherungs-Gesellschaft AG	Ownership.....	100.000	Zurich Insurance Group Ltd.N.....	..12....
		.00000					Euclid KY Annex, LPDE	.OTH	Zurich Structured Finance, Inc.	Ownership.....	99.000	Zurich Insurance Group Ltd.N.....	..12....
		.00000					Euclid Office LPDE	.OTH	Zurich Structured Finance, Inc.	Ownership.....	99.000	Zurich Insurance Group Ltd.N.....	..12....
		.00000					Euclid Warehouses LPDE	.OTH	Zurich Structured Finance, Inc.	Ownership.....	99.000	Zurich Insurance Group Ltd.N.....	..12....
		.00000								Zurich Insurance plc Niederlassung fur Deutschland	Ownership.....	5.000	Zurich Insurance Group Ltd.N.....	..12....
		.00000	45-3561769				Extremus Versicherung-AktiengesellschaftDEU	.OTH	Farmers Family Fund	Ownership.....	100.000	Zurich Insurance Group Ltd.N.....	..11....
		.00000	95-0725935				Farmers Group, Inc.CA	.OTH	Farmers Group, Inc.	Ownership.....	100.000	Zurich Insurance Group Ltd.N.....	..11....
		.00000	95-0725935				Farmers Group, Inc.NV	.OTH	Zurich Versicherungs-Gesellschaft AG	Ownership.....	87.900	Zurich Insurance Group Ltd.N.....	..11....
		.00000	95-0725935				Farmers Group, Inc.NV	.OTH	Zurich Insurance Group Ltd.	Ownership.....	12.100	Zurich Insurance Group Ltd.N.....	..11....
.0212	Zurich Ins Group	.00000	46-4261000				Farmers Life Insurance Company of New YorkNY	.OTH	Farmers New World Life Insurance Company	Ownership.....	100.000	Zurich Insurance Group Ltd.N.....	..11....
.0212	Zurich Ins Group	.63177	91-0335750				Farmers New World Life Insurance CompanyWA	.OTH	Farmers Group, Inc.	Ownership.....	100.000	Zurich Insurance Group Ltd.N.....	..11....

SCHEDULE Y
PART 1A - DETAIL OF INSURANCE HOLDING COMPANY SYSTEM

1	2	3	4	5	6	7	8	9	10	11	12	13	14	15	16
Group Code	Group Name	NAIC Company Code	ID Number	Federal RSSD	CIK	Name of Securities Exchange if Publicly Traded (U.S. or International)	Names of Parent, Subsidiaries Or Affiliates	Domi-ciliary Location	Relation-ship to Reporting Entity	Directly Controlled by (Name of Entity/Person)	Type of Control (Ownership, Board, Management, Attorney-in-Fact, Influence, Other)	If Control is Ownership Provide Percen-tage	Ultimate Controlling Entity(ies)/Person(s)	Is an SCA Filing Re-quired? (Y/N)	*
0212	Zurich Ins Group	10873	95-4650862				Farmers Reinsurance Company	CA	OTH	Farmers Group, Inc.	Ownership	100.000	Zurich Insurance Group Ltd.	N	11
		00000					Farmers Services Corporation	NV	OTH	Farmers Group, Inc.	Ownership	100.000	Zurich Insurance Group Ltd.	N	11
		00000	35-2281892				Farmers Services, LLC	DE	OTH	ZFUS Services, LLC	Ownership	100.000	Zurich Insurance Group Ltd.	N	2
		00000					Farmers Underwriters Association	CA	OTH	Farmers Group, Inc.	Ownership	100.000	Zurich Insurance Group Ltd.	N	11
0212	Zurich U.S. Insurance Pool Group	39306	13-3046577				Fidelity and Deposit Company of Maryland	MD	OTH	Zurich American Insurance Company	Ownership	100.000	Zurich Insurance Group Ltd.	Y	12
		00000					FIG Holding Company	CA	OTH	Farmers Group, Inc.	Ownership	100.000	Zurich Insurance Group Ltd.	N	11
		00000					FIG Leasing Co., Inc.	CA	OTH	Farmers Group, Inc.	Ownership	100.000	Zurich Insurance Group Ltd.	N	11
		00000					Figure Out Limited	GBR	OTH	2Plan Group Limited	Ownership	100.000	Zurich Insurance Group Ltd.	N	12
		00000	95-2670247				Fire Underwriters Association	CA	OTH	Farmers Group, Inc.	Ownership	100.000	Zurich Insurance Group Ltd.	N	11
		00000					Futuro de Bolivia S.A. Administradora de Fondos de Pensiones	BOL	OTH	Zurich Boliviana Seguros Personales S.A.	Ownership	8.422	Zurich Insurance Group Ltd.	N	12
		00000					Futuro de Bolivia S.A. Administradora de Fondos de Pensiones	BOL	OTH	Zurich South America Invest AB	Ownership	71.578	Zurich Insurance Group Ltd.	N	12
		00000					General Surety & Guarantee Co Limited	GBR	OTH	Zurich Insurance Company (U.K.) Limited	Ownership	100.000	Zurich Insurance Group Ltd.	N	12
		00000								Zurich Lebensversicherungs-Gesellschaft AG					
		00000					Genevoise, Compagnie Immobiliere SA	CHE	OTH		Ownership	100.000	Zurich Insurance Group Ltd.	N	12
		00000					Grovetwood Engineering Limited	GBR	OTH	Zurich Assurance Ltd	Ownership	100.000	Zurich Insurance Group Ltd.	N	12
		00000					Grovetwood Property Holdings Limited	GBR	OTH	Eagle Star Holdings Limited	Ownership	100.000	Zurich Insurance Group Ltd.	N	12
		00000					Hawkcentral Limited	GBR	OTH	Zurich Assurance Ltd	Ownership	100.000	Zurich Insurance Group Ltd.	N	12
		00000					Herengracht Investments B.V	DEU	OTH	RE Curve Holding B.V.	Ownership	100.000	Zurich Insurance Group Ltd.	N	12
		00000					Home & Overseas Insurance Company Limited	GBR	OTH	Eagle Star Insurance Company Limited	Ownership	100.000	Zurich Insurance Group Ltd.	N	12
		00000	32-0478525				Hoplite Reinsurance Company of Vermont, Inc.	VT	OTH	Zurich Holding Company of America, Inc.	Ownership	100.000	Zurich Insurance Group Ltd.	N	12
		00000					HOU IND 1, LLC	DE	OTH	Zurich American Insurance Company	Ownership	100.000	Zurich Insurance Group Ltd.	N	12
		00000					HOU IND 2, LLC	DE	OTH	Zurich American Insurance Company	Ownership	100.000	Zurich Insurance Group Ltd.	N	12
		00000					Independence Center Realty L.P.	DE	OTH	Philadelphia Investor, LLC	Ownership	89.000	Zurich Insurance Group Ltd.	N	12
		00000					INTEGRA Versicherungsdienst GmbH	AUT	OTH	Zurich Versicherungs-Aktiengesellschaft	Ownership	100.000	Zurich Insurance Group Ltd.	N	12
		00000					Inversiones Suizo Chilena S.A.	CHL	OTH	Inversiones Suizo-Argentina S.A.	Ownership	0.000	Zurich Insurance Group Ltd.	N	12
		00000					Inversiones Suizo Chilena S.A.	CHL	OTH	Zurich Versicherungs-Gesellschaft AG	Ownership	100.000	Zurich Insurance Group Ltd.	N	12
		00000								Zurich Lebensversicherungs-Gesellschaft AG					
		00000					Inversiones Suizo-Argentina S.A.	ARG	OTH		Ownership	5.004	Zurich Insurance Group Ltd.	N	12
		00000					Inversiones Suizo-Argentina S.A.	ARG	OTH	Zurich Versicherungs-Gesellschaft AG	Ownership	94.996	Zurich Insurance Group Ltd.	N	12
		00000					Inversiones ZS America Dos Limitada	CHL	OTH	Inversiones ZS America SpA	Ownership	100.000	Zurich Insurance Group Ltd.	N	12
		00000					Inversiones ZS America SpA	CHL	OTH	Zurich Santander Insurance America, S.L.	Ownership	100.000	Zurich Insurance Group Ltd.	N	12
		00000					Inversiones ZS America Tres SpA	CHL	OTH	Zurich Santander Insurance America, S.L.	Ownership	100.000	Zurich Insurance Group Ltd.	N	12
		00000					Inversora Alpina Financiadora de Primas, C.A.	VEN	OTH	Zurich Seguros, S.A.	Ownership	100.000	Zurich Insurance Group Ltd.	N	12
		00000					Ipsley Street 1 UK Limited	GBR	OTH	Zurich Assurance Ltd	Ownership	100.000	Zurich Insurance Group Ltd.	N	12
		00000					Ipsley Street 2 UK Limited	GBR	OTH	Zurich Assurance Ltd	Ownership	100.000	Zurich Insurance Group Ltd.	N	12
		00000					Irish National Insurance Company p.l.c.	JRL	OTH	Zurich Insurance plc	Ownership	100.000	Zurich Insurance Group Ltd.	N	12
		00000					Isis S.A.	ARG	OTH	Inversiones Suizo-Argentina S.A.	Ownership	60.501	Zurich Insurance Group Ltd.	N	12
		00000					Isis S.A.	ARG	OTH	Zurich Versicherungs-Gesellschaft AG	Ownership	39.499	Zurich Insurance Group Ltd.	N	12
		00000					Jewell Insurance Agency Ltd	GBR	OTH	Woodstock Insurance Brokers Limited	Ownership	100.000	Zurich Insurance Group Ltd.	N	12
		00000					JFS/ZSF 1997 L.P.	VA	OTH	Zurich Structured Finance, Inc.	Ownership	99.000	Zurich Insurance Group Ltd.	N	12
		00000					JFS/ZSF 1998, L.P.	VA	OTH	Zurich Structured Finance, Inc.	Ownership	99.000	Zurich Insurance Group Ltd.	N	12
		00000					Kansas City Office LP	DE	OTH	Zurich Structured Finance, Inc.	Ownership	99.000	Zurich Insurance Group Ltd.	N	12
		00000					Kansas Office MGP, LLC	DE	OTH	Zurich Structured Finance, Inc.	Ownership	99.000	Zurich Insurance Group Ltd.	N	12
		00000					Kansas Office MGP, LLC	DE	OTH	Kansas Office MGP Manager, Inc.	Ownership	1.000	Zurich Insurance Group Ltd.	N	12
		00000					Kansas Office MGP Manager, Inc.	DE	OTH	Zurich Structured Finance, Inc.	Ownership	100.000	Zurich Insurance Group Ltd.	N	12
		00000					Kennet Road 1 UK Limited	GBR	OTH	Zurich Assurance Ltd	Ownership	100.000	Zurich Insurance Group Ltd.	N	12
		00000					Kennet Road 2 UK Limited	GBR	OTH	Zurich Assurance Ltd	Ownership	100.000	Zurich Insurance Group Ltd.	N	12
		00000					KLMLP 2, LLC	DE	OTH	KLMLP, L.P.	Ownership	100.000	Zurich Insurance Group Ltd.	N	12
		00000					KLMLP 3, LLC	DE	OTH	KLMLP 2, LLC	Ownership	100.000	Zurich Insurance Group Ltd.	N	12
		00000					KLMLP, L.P.	DE	OTH	Zurich American Corporation	Ownership	75.000	Zurich Insurance Group Ltd.	N	12

SCHEDULE Y
PART 1A - DETAIL OF INSURANCE HOLDING COMPANY SYSTEM

1	2	3	4	5	6	7	8	9	10	11	12	13	14	15	16
Group Code	Group Name	NAIC Company Code	ID Number	Federal RSSD	CIK	Name of Securities Exchange if Publicly Traded (U.S. or International)	Names of Parent, Subsidiaries Or Affiliates	Domi-ciliary Location	Relation-ship to Reporting Entity	Directly Controlled by (Name of Entity/Person)	Type of Control (Ownership, Board, Management, Attorney-in-Fact, Influence, Other)	If Control is Owner-ship Provide Percen-tage	Ultimate Controlling Entity(ies)/Person(s)	Is an SCA Filing Re-quired? (Y/N)	*
		.00000					Kono Insurance Limited	.HKG	.OTH	Zurich Versicherungs-Gesellschaft AG	Ownership	100.000	Zurich Insurance Group Ltd.	.N	.12
		.00000					LA Office 1, LLC	.DE	.OTH	Zurich American Insurance Company	Ownership	100.000	Zurich Insurance Group Ltd.	.N	.12
		.00000					LA Retail 1 LLC	.DE	.OTH	Zurich American Insurance Company	Ownership	100.000	Zurich Insurance Group Ltd.	.N	.12
		.00000					Logobrook Limited	.GBR	.OTH	Zurich Assurance Ltd	Ownership	100.000	Zurich Insurance Group Ltd.	.N	.12
		.00000					Manon Vision Co., Ltd.	.THA	.OTH	Centre Solutions (Bermuda) Limited	Ownership	0.001	Zurich Insurance Group Ltd.	.N	.12
		.00000					Manon Vision Co., Ltd.	.THA	.OTH	Zurich Finance Company Ltd	Ownership	0.001	Zurich Insurance Group Ltd.	.N	.12
		.00000					Manon Vision Co., Ltd.	.THA	.OTH	Zurich Versicherungs-Gesellschaft AG	Ownership	99.999	Zurich Insurance Group Ltd.	.N	.12
		.00000					Maunalua Associates, Inc.	.HI	.OTH	Zurich American Corporation	Ownership	100.000	Zurich Insurance Group Ltd.	.N	.12
		.00000					Medidata AG	.CHE	.OTH	Zurich Versicherungs-Gesellschaft AG	Ownership	8.852	Zurich Insurance Group Ltd.	.N	.12
		.00000					Mentionland Limited	.GBR	.OTH	Zurich Assurance Ltd	Ownership	100.000	Zurich Insurance Group Ltd.	.N	.12
		.00000					Meritclass Investments Limited	.GBR	.OTH	Zurich Assurance Ltd	Ownership	100.000	Zurich Insurance Group Ltd.	.N	.12
		.00000					MI Administrators, LLC	.DE	.OTH	FIG Leasing Co., Inc.	Ownership	100.000	Zurich Insurance Group Ltd.	.N	.11
		.00000					MIAMI INDUSTRIAL 1, LLC	.DE	.OTH	Zurich American Insurance Company	Ownership	100.000	Zurich Insurance Group Ltd.	.N	.12
		.00000					Miami Industrial 2, LLC	.DE	.OTH	Farmers New World Life Insurance Company	Ownership	100.000	Zurich Insurance Group Ltd.	.N	.12
		.00000					Miami Office 2, LLC	.DE	.OTH	Zurich American Insurance Company	Ownership	100.000	Zurich Insurance Group Ltd.	.N	.12
		.00000					MIAMI OFFICE 3, LLC	.DE	.OTH	Zurich American Insurance Company	Ownership	100.000	Zurich Insurance Group Ltd.	.N	.12
		.00000					Minas Brasil Promotora de Servicos S/A	.BRA	.OTH	Zurich Minas Brasil Seguros S.A.	Ownership	100.000	Zurich Insurance Group Ltd.	.N	.12
		.00000					MSHQ, LLC	.DE	.OTH	JFS/ZSF 1998, L.P.	Ownership	100.000	Zurich Insurance Group Ltd.	.N	.12
							Navigators and General Insurance Company Limited	.GBR	.OTH	Zurich Insurance plc	Ownership	100.000	Zurich Insurance Group Ltd.	.N	.12
		.00000					Nearheath Limited	.GBR	.OTH	Zurich Assurance Ltd	Ownership	100.000	Zurich Insurance Group Ltd.	.N	.12
		.00000					Omnis Investments Limited	.GBR	.OTH	Openwork Holdings Limited	Ownership	90.000	Zurich Insurance Group Ltd.	.N	.12
		.00000					Openwork Access Limited	.GBR	.OTH	Openwork Holdings Limited	Ownership	100.000	Zurich Insurance Group Ltd.	.N	.12
		.00000					Openwork Holdings Limited	.GBR	.OTH	Allied Zurich Holdings Limited	Ownership	99.993	Zurich Insurance Group Ltd.	.N	.12
		.00000					Openwork Independent Solutions Limited	.GBR	.OTH	Openwork Holdings Limited	Ownership	100.000	Zurich Insurance Group Ltd.	.N	.12
		.00000					Openwork Limited	.GBR	.OTH	Openwork Holdings Limited	Ownership	100.000	Zurich Insurance Group Ltd.	.N	.12
		.00000					Openwork Market Solutions Limited	.GBR	.OTH	Openwork Holdings Limited	Ownership	100.000	Zurich Insurance Group Ltd.	.N	.12
		.00000					Openwork Services Limited	.GBR	.OTH	Openwork Holdings Limited	Ownership	100.000	Zurich Insurance Group Ltd.	.N	.12
		.00000					Orange Stone Company	.IRL	.OTH	Crown Management Services Limited	Ownership	100.000	Zurich Insurance Group Ltd.	.N	.12
		.00000					Orion Rechtsschutz-Versicherung AG	.CHE	.OTH	Zurich Versicherungs-Gesellschaft AG	Ownership	78.000	Zurich Insurance Group Ltd.	.N	.12
		.00000					Parcelgate Limited	.GBR	.OTH	Zurich Assurance Ltd	Ownership	100.000	Zurich Insurance Group Ltd.	.N	.12
		.00000					Perils AG	.CHE	.OTH	Zurich Versicherungs-Gesellschaft AG	Ownership	11.111	Zurich Insurance Group Ltd.	.N	.12
		.00000					Philly Office 1, LLC	.DE	.OTH	Zurich American Insurance Company	Ownership	100.000	Zurich Insurance Group Ltd.	.N	.12
		.00000					POR Apt 1, LLC	.DE	.OTH	Zurich American Insurance Company	Ownership	100.000	Zurich Insurance Group Ltd.	.N	.12
		.00000					POR Apt 2, LLC	.DE	.OTH	Zurich American Insurance Company	Ownership	100.000	Zurich Insurance Group Ltd.	.N	.12
		.00000	47-4054154				POR Office 1, LLC	.DE	.OTH	Farmers New World Life Insurance Company	Ownership	100.000	Zurich Insurance Group Ltd.	.N	.11
		.00000					Prematic Service Corporation (California)	.CA	.OTH	Farmers Group, Inc.	Ownership	100.000	Zurich Insurance Group Ltd.	.N	.11
		.00000					Prematic Service Corporation (Nevada)	.NV	.OTH	Prematic Service Corporation (California)	Ownership	100.000	Zurich Insurance Group Ltd.	.N	.11
							Zurich Deutscher Herold Lebensversicherung								
		.00000					Protektor Lebensversicherungs-AG	.DEU	.OTH	Aktiengesellschaf	Ownership	5.158	Zurich Insurance Group Ltd.	.N	.12
		.00000	AA-5360007				PT Zurich Insurance Indonesia	.IDN	.OTH	Zurich International (Bermuda) Ltd.	Ownership	1.569	Zurich Insurance Group Ltd.	.N	.12
		.00000	AA-5360007				PT Zurich Insurance Indonesia	.IDN	.OTH	Zurich Versicherungs-Gesellschaft AG	Ownership	97.091	Zurich Insurance Group Ltd.	.N	.12
		.00000					PT Zurich Topas Life	.IDN	.OTH	Zurich Versicherungs-Gesellschaft AG	Ownership	80.000	Zurich Insurance Group Ltd.	.N	.12
		.00000					R3 FL Holdings, LLC	.FL	.OTH	Fidelity and Deposit Company of Maryland	Ownership	100.000	Zurich Insurance Group Ltd.	.N	.12
		.00000					Raleigh/Durham Offices, L.P.	.DE	.OTH	Zurich Structured Finance, Inc.	Ownership	99.000	Zurich Insurance Group Ltd.	.N	.12
							Zurich Deutscher Herold Lebensversicherung								
		.00000					RE Curve Holding B.V.	.DEU	.OTH	Aktiengesellschaf	Ownership	100.000	Zurich Insurance Group Ltd.	.N	.12
		.00000					Real Garant Espana S.L.	.ESP	.OTH	Real Garant GmbH Garantiesysteme	Ownership	100.000	Zurich Insurance Group Ltd.	.N	.12
							Real Garant GmbH Garantiesysteme	.DEU	.OTH	Real Garant Versicherung Aktiengesellschaft	Ownership	100.000	Zurich Insurance Group Ltd.	.N	.12
							Zurich Beteiligungs-Aktiengesellschaft								
		.00000					Real Garant Versicherung Aktiengesellschaft (Deutschland)	.DEU	.OTH		Ownership	100.000	Zurich Insurance Group Ltd.	.N	.12
		.00000					Research Triangle MGP Manager, Inc.	.DE	.OTH	Zurich Structured Finance, Inc.	Ownership	100.000	Zurich Insurance Group Ltd.	.N	.12
		.00000					Research Triangle Office MGP, LLC	.DE	.OTH	Zurich Structured Finance, Inc.	Ownership	99.000	Zurich Insurance Group Ltd.	.N	.12

SCHEDULE Y
PART 1A - DETAIL OF INSURANCE HOLDING COMPANY SYSTEM

1	2	3	4	5	6	7	8	9	10	11	12	13	14	15	16
Group Code	Group Name	NAIC Company Code	ID Number	Federal RSSD	CIK	Name of Securities Exchange if Publicly Traded (U.S. or International)	Names of Parent, Subsidiaries Or Affiliates	Domi-ciliary Location	Relation-ship to Reporting Entity	Directly Controlled by (Name of Entity/Person)	Type of Control (Ownership, Board, Management, Attorney-in-Fact, Influence, Other)	If Control is Ownership Provide Percentage	Ultimate Controlling Entity(ies)/Person(s)	Is an SCA Filing Re-quired? (Y/N)	*
0212	Zurich Ins Group	.00000	41-1375004 41-1708414				Research Triangle Office MGP, LLCDE	.OTH	Research Triangle MGP Manager, Inc.	Ownership.....	1.000	Zurich Insurance Group Ltd.N	.12
		.00000					REX-Germany-ZDHL S.C.SLUX	.OTH	REX-ZDHL S.C.S. SICAV-SIF	Ownership.....	100.000	Zurich Insurance Group Ltd.N	.12
		.00000					REX Holding S.a.r.l.LUX	.OTH	REX-ZDHL S.C.S. SICAV-SIF	Ownership.....	100.000	Zurich Insurance Group Ltd.N	.12
		.00000					Rex-Spain-ZDHL S.L.ESP	.OTH	Zurich Deutscher Herold Lebensversicherung Aktiengesellshaf	Ownership.....	100.000	Zurich Insurance Group Ltd.N	.12
		.00000					REX-ZDHL GP S.a.r.l.LUX	.OTH	Zurich Deutscher Herold Lebensversicherung Aktiengesellshaf	Ownership.....	100.000	Zurich Insurance Group Ltd.N	.12
		.00000					REX-ZDHL S.C.S. SICAV-SIFLUX	.OTH	Zurich Deutscher Herold Lebensversicherung Aktiengesellshaf	Ownership.....	100.000	Zurich Insurance Group Ltd.N	.12
		.39039					Rural Community Insurance CompanyMN	.OTH	Zurich American Insurance Company	Ownership.....	100.000	Zurich Insurance Group Ltd.N	.12
		.00000					Rural Community Insurance Agency, Inc.MN	.OTH	Zurich American Insurance Company	Ownership.....	100.000	Zurich Insurance Group Ltd.N	.12
		.00000					Sacramento Office MGP, LLCDE	.OTH	Zurich Structured Finance, Inc.	Ownership.....	100.000	Zurich Insurance Group Ltd.N	.12
		.00000					SAN DIEGO INDUSTRIAL 1, LLCDE	.OTH	Zurich American Insurance Company	Ownership.....	100.000	Zurich Insurance Group Ltd.N	.12
		.00000					San Diego Retail 1, LLCDE	.OTH	Zurich American Insurance Company	Ownership.....	100.000	Zurich Insurance Group Ltd.N	.12
		.00000					Santander Rio Seguros S.A.ARG	.OTH	Inversiones ZS America SpA	Ownership.....	4.000	Zurich Insurance Group Ltd.N	.12
		.00000					Santander Rio Seguros S.A.ARG	.OTH	Zurich Santander Insurance America, S.L.	Ownership.....	96.000	Zurich Insurance Group Ltd.N	.12
		.00000					Santander Seguros Sociedad AnónimaURY	.OTH	Zurich Santander Insurance America, S.L.	Ownership.....	100.000	Zurich Insurance Group Ltd.N	.12
		.00000					Saudi National Insurance CompanyBHR	.OTH	Zurich Insurance Company Ltd (Bahrain Branch)	Ownership.....	5.000	Zurich Insurance Group Ltd.N	.12
		.00000					Sceptre Trust LimitedBHS	.OTH	Eagle Star Holdings Limited	Ownership.....	0.000	Zurich Insurance Group Ltd.N	.12
		.00000					Sceptre Trust LimitedBHS	.OTH	Eagle Star Insurance Company Limited	Ownership.....	100.000	Zurich Insurance Group Ltd.N	.12
		.00000					SEA APARTMENT 1, LLCDE	.OTH	Zurich American Insurance Company	Ownership.....	100.000	Zurich Insurance Group Ltd.N	.12
		.00000					SEA APARTMENT 2, LLCDE	.OTH	Zurich American Insurance Company	Ownership.....	100.000	Zurich Insurance Group Ltd.N	.12
		.00000					Seabrook Warehouse LPDE	.OTH	Zurich Structured Finance, Inc.	Ownership.....	99.000	Zurich Insurance Group Ltd.N	.12
		.00000					Seabrook Warehouse MGP, LLCDE	.OTH	Zurich Structured Finance, Inc.	Ownership.....	99.000	Zurich Insurance Group Ltd.N	.12
		.00000					Seabrook Warehouse MGP, LLCDE	.OTH	Seabrook Warehouse MGP Manager, Inc.	Ownership.....	1.000	Zurich Insurance Group Ltd.N	.12
		.00000					Seabrook Warehouse MGP Manager, Inc.DE	.OTH	Zurich Structured Finance, Inc.	Ownership.....	100.000	Zurich Insurance Group Ltd.N	.12
		.00000					Serviaide Asistencia e Servicios, Lda.PRT	.OTH	AIDE Asistencia Seguros y Reaseguros, S.A. - Sociedad Uniper	Ownership.....	95.000	Zurich Insurance Group Ltd.N	.12
		.00000					Serviaide Asistencia e Servicios, Lda.PRT	.OTH	Serviaide, S.A. - Sociedad Unipersonal	Ownership.....	5.000	Zurich Insurance Group Ltd.N	.12
		.00000					Serviaide, S.A. - Sociedad UnipersonalESP	.OTH	AIDE Asistencia Seguros y Reaseguros, S.A. - Sociedad Uniper	Ownership.....	100.000	Zurich Insurance Group Ltd.N	.12
		.00000					Servizurich S.A. - Sociedad UnipersonalESP	.OTH	Zurich Insurance plc, Sucursal en Espana	Ownership.....	100.000	Zurich Insurance Group Ltd.N	.12
		.00000					SF Apt 1, LLCDE	.OTH	Zurich American Insurance Company	Ownership.....	100.000	Zurich Insurance Group Ltd.N	.12
		.00000					SF INDUSTRIAL 1, LLCDE	.OTH	Farmers New World Life Insurance Company	Ownership.....	100.000	Zurich Insurance Group Ltd.N	.11
		.00000					SF Office 1, LLCDE	.OTH	Zurich American Insurance Company	Ownership.....	100.000	Zurich Insurance Group Ltd.N	.12
		.00000					SF Office 2, LLCDE	.OTH	Zurich American Insurance Company	Ownership.....	100.000	Zurich Insurance Group Ltd.N	.12
		.00000					SF Office 4, LLCDE	.OTH	Zurich American Insurance Company	Ownership.....	100.000	Zurich Insurance Group Ltd.N	.12
		.00000					Shire Park LimitedGBR	.OTH	Zurich Assurance Ltd	Ownership.....	12.419	Zurich Insurance Group Ltd.N	.12
0212	Zurich U.S. Insurance Pool Group	.00000	52-0981481				SOCIETE AVENUE LOUIS CASA! 86 SACHE	.OTH	Zürich Lebensversicherungs-Gesellschaft AG	Ownership.....	100.000	Zurich Insurance Group Ltd.N	.12
		.00000					Speigelhof Vastgoed B.V.DEU	.OTH	RE Curve Holding B.V.	Ownership.....	100.000	Zurich Insurance Group Ltd.N	.12
		.26387					Steadfast Insurance CompanyDE	.OTH	Zurich American Insurance Company	Ownership.....	100.000	Zurich Insurance Group Ltd.Y	.12
		.00000					Steadfast Santa Clarita Holdings LLCDE	.OTH	Steadfast Insurance Company	Ownership.....	100.000	Zurich Insurance Group Ltd.N	.12
		.00000					Sterling ISA Managers (Nominees) LimitedGBR	.OTH	Sterling ISA Managers Limited	Ownership.....	100.000	Zurich Insurance Group Ltd.N	.12
		.00000					Sterling ISA Managers LimitedGBR	.OTH	Zurich Financial Services (UKISA) Limited	Ownership.....	100.000	Zurich Insurance Group Ltd.N	.12
		.00000					Sunley Homes LimitedGBR	.OTH	Zurich Insurance plc	Ownership.....	100.000	Zurich Insurance Group Ltd.N	.12
		.00000					Swiss Insurance Management (Hong Kong) LimitedHKG	.OTH	Zurich Insurance Holdings (Hong Kong) Limited	Ownership.....	99.505	Zurich Insurance Group Ltd.N	.12
		.00000					Swiss Insurance Management (Hong Kong) LimitedHKG	.OTH	Zurich Services (Hong Kong) Limited	Ownership.....	0.495	Zurich Insurance Group Ltd.N	.12
		.00000					TCS Loss Adjusters LimitedGBR	.OTH	Endsleigh Insurance Services Limited	Ownership.....	100.000	Zurich Insurance Group Ltd.N	.12
		.00000					TDG Tele Dienste GmbHDEU	.OTH	Zurich Beteiligungs-Aktiengesellschaft (Deutschland)	Ownership.....	100.000	Zurich Insurance Group Ltd.N	.12

SCHEDULE Y
PART 1A - DETAIL OF INSURANCE HOLDING COMPANY SYSTEM

1	2	3	4	5	6	7	8	9	10	11	12	13	14	15	16
Group Code	Group Name	NAIC Company Code	ID Number	Federal RSSD	CIK	Name of Securities Exchange if Publicly Traded (U.S. or International)	Names of Parent, Subsidiaries Or Affiliates	Domi-ciliary Location	Relation-ship to Reporting Entity	Directly Controlled by (Name of Entity/Person)	Type of Control (Ownership, Board, Management, Attorney-in-Fact, Influence, Other)	If Control is Owner-ship Provide Percen-tage	Ultimate Controlling Entity(ies)/Person(s)	Is an SCA Filing Re-quired? (Y/N)	*
		.00000					Tennysen Insurance LimitedGBR	.OTH	Zurich Holdings (UK) Limited	Ownership.....	100.000	Zurich Insurance Group Ltd.N	.12
		.00000					Timosa LimitedIRL	.OTH	Zurich Life Assurance plc	Ownership.....	100.000	Zurich Insurance Group Ltd.N	.12
		.00000					The Liverpool Reversionary Company LimitedGBR	.OTH	Eagle Star Insurance Company Limited	Ownership.....	100.000	Zurich Insurance Group Ltd.N	.12
		.00000					The Trust Company of Scotland LimitedGBR	.OTH	Zurich Insurance plc	Ownership.....	100.000	Zurich Insurance Group Ltd.N	.12
		.00000	36-3839542				The Zurich Services CorporationIL	.OTH	Zurich Holding Company of America, Inc.	Ownership.....	100.000	Zurich Insurance Group Ltd.N	.12
		.00000					TopReport Schadenbesichtigungs GmbHAUT	.OTH	Zurich Versicherungs-Aktiengesellschaft	Ownership.....	14.286	Zurich Insurance Group Ltd.N	.12
		.00000	95-2670330				Truck Underwriters AssociationCA	.OTH	Farmers Group, Inc.	Ownership.....	100.000	Zurich Insurance Group Ltd.N	.12
		.00000					Turegum Immobilien AGCHE	.OTH	Zurich Versicherungs-Gesellschaft AG	Ownership.....	100.000	Zurich Insurance Group Ltd.N	.12
.0212	Zurich U.S. Insurance Pool Group	.41181	43-1249228				Universal Underwriters Insurance CompanyIL	.OTH	Zurich American Insurance Company	Ownership.....	100.000	Zurich Insurance Group Ltd.Y	.12
							Universal Underwriters of Texas Insurance CompanyIL	.OTH	Universal Underwriters Insurance Company ..	Ownership.....	100.000	Zurich Insurance Group Ltd.Y	.12
.0212	Zurich U.S. Insurance Pool Group	.40843	36-3139101				Universal Underwriters Service Corporation ..	.MO	.OTH	Zurich Holding Company of America, Inc.	Ownership.....	100.000	Zurich Insurance Group Ltd.N	.12
		.00000	43-1269296				Vehicle Dealer Solutions, Inc.FL	.OTH	The Zurich Services Corporation	Ownership.....	100.000	Zurich Insurance Group Ltd.N	.12
		.00000	26-1282208				Winchester Land, LLCFL	.OTH	R3 FL Holdings, LLC	Ownership.....	100.000	Zurich Insurance Group Ltd.N	.12
		.00000					Winn-Dixie MGP Manager, Inc.DE	.OTH	Zurich Structured Finance, Inc.	Ownership.....	100.000	Zurich Insurance Group Ltd.N	.12
		.00000					Women on Wheels LimitedGBR	.OTH	Endsleigh Insurance Services Limited	Ownership.....	100.000	Zurich Insurance Group Ltd.N	.12
		.00000					Woodstock Insurance Brokers LimitedGBR	.OTH	Endsleigh Insurance Services Limited	Ownership.....	100.000	Zurich Insurance Group Ltd.N	.12
		.00000					World Travel Protection Canada Inc.CAN	.OTH	Zurich Canadian Holdings Limited	Ownership.....	100.000	Zurich Insurance Group Ltd.N	.12
		.00000					Wren Investments LimitedGBR	.OTH	Zurich Whiteley Trust Limited	Ownership.....	100.000	Zurich Insurance Group Ltd.N	.12
		.00000					Wrightway Underwriting LimitedIRL	.OTH	Ballykilliane Holdings Limited	Ownership.....	100.000	Zurich Insurance Group Ltd.N	.12
							Z flex Gesellschaft fur			Zurich Beteiligungs-Aktiengesellschaft					
		.00000					Personaldienstleistungen mbHDEU	.OTH	(Deutschland)	Ownership.....	100.000	Zurich Insurance Group Ltd.N	.12
		.00000					ZCM (U.S.) LimitedDE	.OTH	Zurich Finance Company Ltd	Ownership.....	100.000	Zurich Insurance Group Ltd.N	.12
		.00000					ZCM Asset Holding Company (Bermuda) Limited ..	.BMU	.OTH	Zurich Finance Company Ltd	Ownership.....	100.000	Zurich Insurance Group Ltd.N	.12
		.00000					ZCM Matched Funding Corp.CYM	.OTH	Zurich Capital Markets Inc.	Ownership.....	100.000	Zurich Insurance Group Ltd.N	.12
										ZCM Asset Holding Company (Bermuda) Limited ..					
		.00000					ZCMC II Holdings LimitedIRL	.OTH	Zurich Financial Services EUB Holdings	Ownership.....	0.200	Zurich Insurance Group Ltd.N	.12
										Limited					
		.00000					ZCMC II Holdings LimitedIRL	.OTH	Zurich Holding Company of America, Inc.	Ownership.....	99.800	Zurich Insurance Group Ltd.N	.12
		.00000	81-0680889				ZFS Finance (USA) LLC IIDE	.OTH	Zurich Holding Company of America, Inc.	Ownership.....	100.000	Zurich Insurance Group Ltd.N	.12
		.00000	77-0684542				ZFS Finance (USA) LLC VDE	.OTH	Zurich Holding Company of America, Inc.	Ownership.....	100.000	Zurich Insurance Group Ltd.N	.12
		.00000	20-5900744				ZFUS Services, LLCDE	.OTH	Zurich Holding Company of America, Inc.	Ownership.....	100.000	Zurich Insurance Group Ltd.N	.12
		.00000					ZGEE3 LimitedGBR	.OTH	Zurich Insurance Company (U.K.) Limited ..	Ownership.....	100.000	Zurich Insurance Group Ltd.N	.12
		.00000	02-0802795				ZNA Services, LLCDE	.OTH	ZFUS Services, LLC	Ownership.....	100.000	Zurich Insurance Group Ltd.N	.12
		.00000					ZPC Capital LimitedGBR	.OTH	Zurich Holdings (UK) Limited	Ownership.....	100.000	Zurich Insurance Group Ltd.N	.12
		.00000					ZSF 00-1, Inc.IL	.OTH	CTH Affordable Housing Corporation	Ownership.....	100.000	Zurich Insurance Group Ltd.N	.12
		.00000					ZSF 02-1, Inc.IL	.OTH	CTH Affordable Housing Corporation	Ownership.....	100.000	Zurich Insurance Group Ltd.N	.12
		.00000					ZSF 99-4, Inc.IL	.OTH	CTH Affordable Housing Corporation	Ownership.....	100.000	Zurich Insurance Group Ltd.N	.12
		.00000					ZSF Apollo CorporationIL	.OTH	CTH Affordable Housing Corporation	Ownership.....	100.000	Zurich Insurance Group Ltd.N	.12
		.00000					ZSF/C1 MGP, LLCDE	.OTH	Zurich Structured Finance, Inc.	Ownership.....	99.000	Zurich Insurance Group Ltd.N	.12
		.00000					ZSF/C1 MGP, LLCDE	.OTH	ZSF/C1 MGP Manager, Inc	Ownership.....	1.000	Zurich Insurance Group Ltd.N	.12
		.00000					ZSF/C1 MGP Manager, IncDE	.OTH	Zurich Structured Finance, Inc.	Ownership.....	100.000	Zurich Insurance Group Ltd.N	.12
		.00000					ZSF/C2 MGP, LLCDE	.OTH	Zurich Structured Finance, Inc.	Ownership.....	99.000	Zurich Insurance Group Ltd.N	.12
		.00000					ZSF/C2 MGP, LLCDE	.OTH	ZSF/CF2 MGP Manager, Inc	Ownership.....	1.000	Zurich Insurance Group Ltd.N	.12
		.00000					ZSF/C2 MGP Manager, IncDE	.OTH	Zurich Structured Finance, Inc.	Ownership.....	100.000	Zurich Insurance Group Ltd.N	.12
		.00000					ZSF Landmark CorporationIL	.OTH	CTH Affordable Housing Corporation	Ownership.....	100.000	Zurich Insurance Group Ltd.N	.12
		.00000					ZSF/Land Parcels LLCDE	.OTH	Zurich Structured Finance, Inc.	Ownership.....	100.000	Zurich Insurance Group Ltd.N	.12
		.00000					ZSF Newport I CorporationIL	.OTH	CTH Affordable Housing Corporation	Ownership.....	100.000	Zurich Insurance Group Ltd.N	.12
		.00000					ZSF/Bloomington, LLCDE	.OTH	Bloomington Office LP	Ownership.....	100.000	Zurich Insurance Group Ltd.N	.12
		.00000					ZSF / Collierville, LLCDE	.OTH	Collierville Center, LP	Ownership.....	100.000	Zurich Insurance Group Ltd.N	.12
		.00000					ZSF/Dallas Tower, LLCDE	.OTH	Dallas Tower LP	Ownership.....	100.000	Zurich Insurance Group Ltd.N	.12
		.00000					ZSF/Kansas, LLCDE	.OTH	Kansas City Office LP	Ownership.....	100.000	Zurich Insurance Group Ltd.N	.12
		.00000					ZSF KY Annex, LLCDE	.OTH	Euclid KY Annex, LP	Ownership.....	100.000	Zurich Insurance Group Ltd.N	.12
		.00000					ZSF / Office NY, LLCDE	.OTH	Euclid Office LP	Ownership.....	100.000	Zurich Insurance Group Ltd.N	.12

ANNUAL STATEMENT FOR THE YEAR 2016 OF THE Bristol West Insurance Company

SCHEDULE Y
PART 1A - DETAIL OF INSURANCE HOLDING COMPANY SYSTEM

1	2	3	4	5	6	7	8	9	10	11	12	13	14	15	16
Group Code	Group Name	NAIC Company Code	ID Number	Federal RSSD	CIK	Name of Securities Exchange if Publicly Traded (U.S. or International)	Names of Parent, Subsidiaries Or Affiliates	Domi-ciliary Location	Relation-ship to Reporting Entity	Directly Controlled by (Name of Entity/Person)	Type of Control (Ownership, Board, Management, Attorney-in-Fact, Influence, Other)	If Control is Owner-ship Provide Percen-tage	Ultimate Controlling Entity(ies)/Person(s)	Is an SCA Filing Re-quired? (Y/N)	*
		.00000					ZSF / Office NV, LLC	.DE	.OTH	Euclid Office LP	Ownership	100.000	Zurich Insurance Group Ltd.	.N	.12
		.00000					ZSF / Office FL, LLC	.DE	.OTH	Euclid Office LP	Ownership	100.000	Zurich Insurance Group Ltd.	.N	.12
		.00000					ZSF / Office KY, LLC	.DE	.OTH	Euclid Office LP	Ownership	100.000	Zurich Insurance Group Ltd.	.N	.12
		.00000					ZSF/Research Gateway, LLC	.DE	.OTH	Raleigh/Durham Offices, L.P.	Ownership	100.000	Zurich Insurance Group Ltd.	.N	.12
		.00000					ZSF/Seabrook, LLC	.DE	.OTH	Seabrook Warehouse LP	Ownership	100.000	Zurich Insurance Group Ltd.	.N	.12
		.00000					ZSF/WD Fitzgerald, LLC	.DE	.OTH	Euclid Warehouses LP	Ownership	100.000	Zurich Insurance Group Ltd.	.N	.12
		.00000					ZSF/WD Hammond, LLC	.DE	.OTH	Euclid Warehouses LP	Ownership	100.000	Zurich Insurance Group Ltd.	.N	.12
		.00000					ZSF/WD Montgomery 31, LLC	.DE	.OTH	Euclid Warehouses LP	Ownership	100.000	Zurich Insurance Group Ltd.	.N	.12
		.00000					ZSF/WD Jacksonville, LLC	.DE	.OTH	Euclid Warehouses LP	Ownership	100.000	Zurich Insurance Group Ltd.	.N	.12
		.00000					ZSF/WD Opa Locka, LLC	.DE	.OTH	Euclid Warehouses LP	Ownership	100.000	Zurich Insurance Group Ltd.	.N	.12
		.00000					ZSF/WD Orlando, LLC	.DE	.OTH	Euclid Warehouses LP	Ownership	100.000	Zurich Insurance Group Ltd.	.N	.12
		.00000	36-3096373				ZSFH LLC	.DE	.OTH	Zurich Holding Company of America, Inc.	Ownership	100.000	Zurich Insurance Group Ltd.	.N	.12
		.00000					ZSG Kfz-ZulassungsservicegesmbH	.AUT	.OTH	Zurich Versicherungs-Aktiengesellschaft	Ownership	33.333	Zurich Insurance Group Ltd.	.N	.12
		.00000					ZSL Financing Limited	.GBR	.OTH	Zurich Holdings (UK) Limited	Ownership	1.000	Zurich Insurance Group Ltd.	.N	.12
		.00000					ZSL Financing Limited	.GBR	.OTH	Zurich Specialties London Limited	Ownership	99.000	Zurich Insurance Group Ltd.	.N	.12
		.00000					Zurich - Companhia de Seguros Vida S.A.	.PRT	.OTH	Zurich Finanz-Gesellschaft AG	Ownership	0.000	Zurich Insurance Group Ltd.	.N	.12
		.00000					Zurich - Companhia de Seguros Vida S.A.	.PRT	.OTH	Zurich Investments Life S.p.A.	Ownership	0.000	Zurich Insurance Group Ltd.	.N	.12
										Zurich Lebensversicherungs-Gesellschaft AG					
		.00000					Zurich - Companhia de Seguros Vida S.A.	.PRT	.OTH		Ownership	100.000	Zurich Insurance Group Ltd.	.N	.12
		.00000					Zurich - Companhia de Seguros Vida S.A.	.PRT	.OTH	Zurich Versicherungs-Gesellschaft AG	Ownership	0.000	Zurich Insurance Group Ltd.	.N	.12
										Zurich Vida, Compania de Seguros y Reaseguros, S.A. - Sociad	Ownership	0.000	Zurich Insurance Group Ltd.	.N	.12
		.00000					Zurich - Companhia de Seguros Vida S.A.	.PRT	.OTH		Ownership	0.000	Zurich Insurance Group Ltd.	.N	.12
		.00000					Zurich Administradora General de Fondos S.A.	.CHL	.OTH	Chilena Consolidada Seguros de Vida S.A.	Ownership	99.970	Zurich Insurance Group Ltd.	.N	.12
		.00000					Zurich Administradora General de Fondos S.A.	.CHL	.OTH	Inversiones Suizo Chilena S.A.	Ownership	0.030	Zurich Insurance Group Ltd.	.N	.12
		.00000					Zurich Advice Network Limited	.GBR	.OTH	Allied Dunbar Assurance plc	Ownership	100.000	Zurich Insurance Group Ltd.	.N	.12
		.00000					Zurich AFIN Mexico, S.A. DE C.V.	.MEX	.OTH	Zurich Compania de Seturos, S.A.	Ownership	0.002	Zurich Insurance Group Ltd.	.N	.12
		.00000					Zurich AFIN Mexico, S.A. DE C.V.	.MEX	.OTH	Zurich Versicherungs-Gesellschaft AG	Ownership	99.998	Zurich Insurance Group Ltd.	.N	.12
		.00000	04-3126497				Zurich Agency Services Inc.	.MA	.OTH	Zurich Holding Company of America, Inc.	Ownership	100.000	Zurich Insurance Group Ltd.	.N	.12
		.00000	86-1164252				Zurich Alternative Asset Management, LLC	.DE	.OTH	Zurich Holding Company of America, Inc.	Ownership	100.000	Zurich Insurance Group Ltd.	.N	.12
										Zurich Lebensversicherungs-Gesellschaft AG					
		.00000					Zurich America Latina Serviços Brasil Ltda.	.BRA	.OTH		Ownership	0.010	Zurich Insurance Group Ltd.	.N	.12
		.00000					Zurich America Latina Serviços Brasil Ltda.	.BRA	.OTH	Zurich Versicherungs-Gesellschaft AG	Ownership	99.990	Zurich Insurance Group Ltd.	.N	.12
		.00000	36-6169781				Zurich American Corporation	.DE	.OTH	Zurich Holding Company of America, Inc.	Ownership	100.000	Zurich Insurance Group Ltd.	.N	.12
.0212	Zurich U.S. Insurance Pool Group	.16535	36-4233459				Zurich American Insurance Company	.NY	.OTH	Zurich Holding Company of America, Inc.	Ownership	100.000	Zurich Insurance Group Ltd.	.N	.12
							Zurich American Insurance Company of Illinois	.IL	.OTH	American Zurich Insurance Company	Ownership	100.000	Zurich Insurance Group Ltd.	.Y	.12
.0212	Zurich U.S. Insurance Pool Group	.27855	36-2781080				Zurich American Life Insurance Company	.IL	.OTH	Zurich American Corporation	Ownership	100.000	Zurich Insurance Group Ltd.	.N	.12
.0212	Zurich Ins Group	.90557	36-3050975		000351754		Zurich American Life Insurance Company of New York	.NY	.OTH	Zurich American Life Insurance Company.	Ownership	100.000	Zurich Insurance Group Ltd.	.N	.12
		.00000	27-4746162				Zurich Argentina Cia. de Seguros S.A.	.ARG	.OTH	Inversiones Suizo-Argentina S.A.	Ownership	55.461	Zurich Insurance Group Ltd.	.N	.12
		.00000	AA-2130022				Zurich Argentina Cia. de Seguros S.A.	.ARG	.OTH	Zurich Versicherungs-Gesellschaft AG	Ownership	44.536	Zurich Insurance Group Ltd.	.N	.12
							Zurich Argentina Compania de Seguros de Retiro S.A.	.ARG	.OTH	Zurich Argentina Cia. de Seguros S.A.	Ownership	46.642	Zurich Insurance Group Ltd.	.N	.12
		.00000	AA-2130022				Zurich Argentina Compania de Seguros de Retiro S.A.	.ARG	.OTH	Zurich Versicherungs-Gesellschaft AG	Ownership	53.358	Zurich Insurance Group Ltd.	.N	.12
							Zurich Asset Management Gerente de Fondos Comunes de Inversi	.ARG	.OTH	Inversiones Suizo-Argentina S.A.	Ownership	90.000	Zurich Insurance Group Ltd.	.N	.12
							Zurich Asset Management Gerente de Fondos Comunes de Inversi	.ARG	.OTH	Isis S.A.	Ownership	10.000	Zurich Insurance Group Ltd.	.N	.12
		.00000					Zurich Assurance (2004) plc	.GBR	.OTH	Zurich Assurance Ltd	Ownership	100.000	Zurich Insurance Group Ltd.	.N	.12
		.00000					Zurich Assurance Ltd	.GBR	.OTH	Eagle Star Holdings Limited	Ownership	100.000	Zurich Insurance Group Ltd.	.N	.12

SCHEDULE Y
PART 1A - DETAIL OF INSURANCE HOLDING COMPANY SYSTEM

1	2	3	4	5	6	7	8	9	10	11	12	13	14	15	16
Group Code	Group Name	NAIC Company Code	ID Number	Federal RSSD	CIK	Name of Securities Exchange if Publicly Traded (U.S. or International)	Names of Parent, Subsidiaries Or Affiliates	Domi-ciliary Location	Relation-ship to Reporting Entity	Directly Controlled by (Name of Entity/Person)	Type of Control (Ownership, Board, Management, Attorney-in-Fact, Influence, Other)	If Control is Ownership Provide Percen-tage	Ultimate Controlling Entity(ies)/Person(s)	Is an SCA Filing Re-quired? (Y/N)	*
		.00000					Zurich Australia Limited	.AUS	.OTH	Zurich Financial Services Australia Limited	Ownership	100.000	Zurich Insurance Group Ltd.	.N	.12
		.00000	AA-1930995				Zurich Australian Insurance Limited	.AUS	.OTH	Zurich Financial Services Australia Limited	Ownership	100.000	Zurich Insurance Group Ltd.	.N	.12
		.00000					Zurich Australian Insurance Properties Pty Limited	.AUS	.OTH	Zurich Australia Limited	Ownership	40.000	Zurich Insurance Group Ltd.	.N	.12
		.00000					Zurich Australian Insurance Properties Pty Limited	.AUS	.OTH	Zurich Australian Insurance Limited	Ownership	60.000	Zurich Insurance Group Ltd.	.N	.12
		.00000					Zurich Australian Superannuation Pty Limited	.AUS	.OTH	Zurich Financial Services Australia Limited	Ownership	100.000	Zurich Insurance Group Ltd.	.N	.12
		.00000					Zurich Bank International Limited	.GBR	.OTH	Dunbar Assets Ireland	Ownership	100.000	Zurich Insurance Group Ltd.	.N	.12
		.00000	13-4186554				Zurich Benefit Finance LLC	.DE	.OTH	Zurich Holding Company of America, Inc.	Ownership	100.000	Zurich Insurance Group Ltd.	.N	.12
		.00000					Zurich Beteiligungs-Aktiengesellschaft (Deutschland)	.DEU	.OTH	Zurich IT Service AG Niederlassung fur Deutschland	Ownership	82.617	Zurich Insurance Group Ltd.	.N	.12
		.00000					Zurich Beteiligungs-Aktiengesellschaft (Deutschland)	.DEU	.OTH	Zurich Leben Service AG Niederlassung fur Deutschland	Ownership	17.383	Zurich Insurance Group Ltd.	.N	.12
		.00000					Zurich Building Control Services Limited	.GBR	.OTH	Zurich Holdings (UK) Limited	Ownership	100.000	Zurich Insurance Group Ltd.	.N	.12
		.00000					Zurich Canadian Holdings Limited	.CAN	.OTH	Zurich Insurance Company Ltd, Canadian Branch	Ownership	68.819	Zurich Insurance Group Ltd.	.N	.12
		.00000					Zurich Canadian Holdings Limited	.CAN	.OTH	Zurich Versicherungs-Gesellschaft AG	Ownership	31.181	Zurich Insurance Group Ltd.	.N	.12
		.00000			0001028769		Zurich Brasil Capitalizacao S.A	.BRA	.OTH	Zurich Versicherungs-Gesellschaft AG	Ownership	100.000	Zurich Insurance Group Ltd.	.N	.12
		.00000					Zurich Capital Markets Inc.	.DE	.OTH	ZCM (U.S.) Limited	Ownership	100.000	Zurich Insurance Group Ltd.	.N	.12
		.00000					Zurich Capital Markets Securities Inc.	.DE	.OTH	Zurich Capital Markets Inc.	Ownership	100.000	Zurich Insurance Group Ltd.	.N	.12
		.00000					Zurich Colombia Seguros S.A.	.COL	.OTH	Zurich Versicherungs-Gesellschaft AG	Ownership	94.900	Zurich Insurance Group Ltd.	.N	.12
		.00000					Zurich Colombia Seguros S.A.	.COL	.OTH	Zurich Lebensversicherungs-Gesellschaft AG	Ownership	5.100	Zurich Insurance Group Ltd.	.N	.12
		.00000					Zurich Community Trust (UK) Limited	.GBR	.OTH	Zurich Financial Services (UKISA) Limited	Ownership	50.000	Zurich Insurance Group Ltd.	.N	.12
		.00000					Zurich Community Trust (UK) Limited	.GBR	.OTH	Zurich Financial Services (UKISA) Nominees Limited	Ownership	50.000	Zurich Insurance Group Ltd.	.N	.12
		.00000					Zurich Compania de Reaseguros Argentina S.A.	.ARG	.OTH	Zurich Versicherungs-Gesellschaft AG	Ownership	5.000	Zurich Insurance Group Ltd.	.N	.12
		.00000					Zurich Compania de Reaseguros Argentina S.A.	.ARG	.OTH	Inversiones Suizo-Argentina S.A.	Ownership	95.000	Zurich Insurance Group Ltd.	.N	.12
		.00000					Zurich, Compania de Seguros, S.A.	.MEX	.OTH	Zurich Versicherungs-Gesellschaft AG	Ownership	99.883	Zurich Insurance Group Ltd.	.N	.12
		.00000					Zurich Computer Services Limited	.GBR	.OTH	Allied Dunbar Assurance plc	Ownership	100.000	Zurich Insurance Group Ltd.	.N	.12
		.00000					Zurich Consultoria de Riesgos, C.A.	.VEN	.OTH	Zurich Seguros, S.A.	Ownership	99.990	Zurich Insurance Group Ltd.	.N	.12
		.00000					Zurich Corredora de Bolsa S.A.	.CHL	.OTH	Inversiones Suizo Chilena S.A.	Ownership	99.000	Zurich Insurance Group Ltd.	.N	.12
		.00000					Zurich Corredora de Bolsa S.A.	.CHL	.OTH	Zurich Investments Chile S.A.	Ownership	1.000	Zurich Insurance Group Ltd.	.N	.12
		.00000	36-4412924				Zurich CZI Management Holding Ltd.	.DE	.OTH	Zurich Global Investment Management Inc.	Ownership	100.000	Zurich Insurance Group Ltd.	.N	.12
		.00000					Zurich Deutscher Herold Lebensversicherung Aktiengeselschaf	.DEU	.OTH	Deutscher Herold Aktiengesellschaft	Ownership	67.540	Zurich Insurance Group Ltd.	.N	.12
		.00000					Zurich Deutscher Herold Lebensversicherung Aktiengesellschaft	.DEU	.OTH	Zurich Beteteiligungs-Aktiengesellschaft (Deutschland)	Ownership	32.460	Zurich Insurance Group Ltd.	.N	.12
		.00000	95-4773780				Zurich E&S Insurance Brokerage, Inc.	.CA	.OTH	Zurich American Insurance Company	Ownership	100.000	Zurich Insurance Group Ltd.	.Y	.12
		.00000					Zurich Employment Services Limited	.GBR	.OTH	Zurich Financial Services (UKISA) Limited	Ownership	100.000	Zurich Insurance Group Ltd.	.N	.12
		.00000					Zurich Eurolife S.A.	.LUX	.OTH	Zurich Lebensversicherungs-Gesellschaft AG	Ownership	90.000	Zurich Insurance Group Ltd.	.N	.12
		.00000					Zurich Eurolife S.A.	.LUX	.OTH	Zurich Versicherungs-Gesellschaft AG	Ownership	10.000	Zurich Insurance Group Ltd.	.N	.12
		.00000					Zurich Fianzas Mexico, S.A.DE C.V.	.MEX	.OTH	Zurich Versicherungs-Gesellschaft AG	Ownership	100.000	Zurich Insurance Group Ltd.	.N	.12
		.00000					Zurich Finance (Bermuda) Ltd.	.BMU	.OTH	Zurich Versicherungs-Gesellschaft AG	Ownership	100.000	Zurich Insurance Group Ltd.	.N	.12
		.00000					Zurich Finance (Luxembourg) S.A.	.LUX	.OTH	Zurich Lebensversicherungs-Gesellschaft AG	Ownership	0.081	Zurich Insurance Group Ltd.	.N	.12
		.00000					Zurich Finance (Luxembourg) S.A.	.LUX	.OTH	Zurich Versicherungs-Gesellschaft AG	Ownership	99.919	Zurich Insurance Group Ltd.	.N	.12
		.00000					Zurich Finance (UK) plc	.GBR	.OTH	Zurich Financial Services (UKISA) Limited	Ownership	99.998	Zurich Insurance Group Ltd.	.N	.12

SCHEDULE Y
PART 1A - DETAIL OF INSURANCE HOLDING COMPANY SYSTEM

1	2	3	4	5	6	7	8	9	10	11	12	13	14	15	16
Group Code	Group Name	NAIC Company Code	ID Number	Federal RSSD	CIK	Name of Securities Exchange if Publicly Traded (U.S. or International)	Names of Parent, Subsidiaries Or Affiliates	Domi-ciliary Location	Relation-ship to Reporting Entity	Directly Controlled by (Name of Entity/Person)	Type of Control (Ownership, Board, Management, Attorney-in-Fact, Influence, Other)	If Control is Owner-ship Provide Percen-tage	Ultimate Controlling Entity(ies)/Person(s)	Is an SCA Filing Re-quired? (Y/N)	*
		.00000					Zurich Finance (UK) plc	.GBR	.OTH	Zurich Financial Services (UKISA) Nominees Limited	Ownership	0.002	Zurich Insurance Group Ltd.	.N	.12
		.00000					Zurich Finance Company Ltd	.CHE	.OTH	Zurich Versicherungs-Gesellschaft AG	Ownership	100.000	Zurich Insurance Group Ltd.	.N	.12
		.00000					Zurich Financial Management Limited	.GBR	.OTH	Allied Dunbar Assurance plc	Ownership	100.000	Zurich Insurance Group Ltd.	.N	.12
		.00000					Zurich Financial Services (Channel Islands) Limited	.JEY	.OTH	Zurich Financial Services (UKISA) Limited	Ownership	99.909	Zurich Insurance Group Ltd.	.N	.12
		.00000					Zurich Financial Services (Channel Islands) Limited	.JEY	.OTH	Zurich Financial Services (UKISA) Nominees Limited	Ownership	0.091	Zurich Insurance Group Ltd.	.N	.12
		.00000					Zurich Financial Services (Isle of Man) Group Services Limit	.GBR	.OTH	Zurich Versicherungs-Gesellschaft AG	Ownership	100.000	Zurich Insurance Group Ltd.	.N	.12
		.00000					Zurich Financial Services (Isle of Man) Holdings Limited	.GBR	.OTH	Zurich Versicherungs-Gesellschaft AG	Ownership	100.000	Zurich Insurance Group Ltd.	.N	.12
		.00000					Zurich Financial Services (Isle of Man) Insurance Manager Lt	.GBR	.OTH	Zurich Versicherungs-Gesellschaft AG	Ownership	100.000	Zurich Insurance Group Ltd.	.N	.12
		.00000					Zurich Financial Services (UKISA) Group Services Limited	.GBR	.OTH	Zurich Financial Services (UKISA) Limited	Ownership	100.000	Zurich Insurance Group Ltd.	.N	.12
		.00000					Zurich Financial Services (UKISA) Limited	.GBR	.OTH	Allied Zurich Holdings Limited	Ownership	90.316	Zurich Insurance Group Ltd.	.N	.12
		.00000					Zurich Financial Services (UKISA) Limited	.GBR	.OTH	Zurich Insurance plc	Ownership	9.684	Zurich Insurance Group Ltd.	.N	.12
		.00000					Zurich Financial Services (UKISA) Nominees Limited	.GBR	.OTH	Zurich Financial Services (UKISA) Limited	Ownership	100.000	Zurich Insurance Group Ltd.	.N	.12
		.00000	AA-1930995				Zurich Financial Services Australia Limited	.AUS	.OTH	Zurich Versicherungs-Gesellschaft AG	Ownership	100.000	Zurich Insurance Group Ltd.	.N	.12
		.00000					Zurich Financial Services EUB Holdings Limited	.IRL	.OTH	Zurich Finance Company Ltd	Ownership	0.083	Zurich Insurance Group Ltd.	.N	.12
		.00000					Zurich Financial Services EUB Holdings Limited	.IRL	.OTH	Zurich Insurance Group Ltd.	Ownership	99.917	Zurich Insurance Group Ltd.	.N	.12
		.00000					Zurich Financial Services UK Pension Trustee Limited	.GBR	.OTH	Zurich Financial Services (UKISA) Limited	Ownership	99.000	Zurich Insurance Group Ltd.	.N	.12
		.00000					Zurich Finanz-Gesellschaft AG	.CHE	.OTH	Zurich Versicherungs-Gesellschaft AG	Ownership	100.000	Zurich Insurance Group Ltd.	.N	.12
		.00000	AA-0053640				Zurich F&I Reinsurance T&C Limited	.TCA	.OTH	Zurich Agency Services Inc.	Ownership	0.001	Zurich Insurance Group Ltd.	.N	.12
		.00000	AA-0053640				Zurich F&I Reinsurance T&C Limited	.TCA	.OTH	Universal Underwriters Service Corporation	Ownership	100.000	Zurich Insurance Group Ltd.	.N	.12
		.00000					Zurich General Insurance Company (China) Limited	.CHN	.OTH	Zurich Versicherungs-Gesellschaft AG	Ownership	100.000	Zurich Insurance Group Ltd.	.N	.12
		.00000					Zurich General Partner (Scotland) Ltd	.GBR	.OTH	Allied Zurich Holdings Limited	Ownership	100.000	Zurich Insurance Group Ltd.	.N	.12
		.00000					Zurich GL Servicios Mexico, S.A. de C.V.	.MEX	.OTH	Zurich Vida, Compañía de Seguros, S.A.	Ownership	95.000	Zurich Insurance Group Ltd.	.N	.12
		.00000					Zurich GL Servicios Mexico, S.A. de C.V.	.MEX	.OTH	Zurich Compañía de Seguros, S.A.	Ownership	5.000	Zurich Insurance Group Ltd.	.N	.12
		.00000					Zurich Global Corporate UK Limited	.GBR	.OTH	Zurich Holdings (UK) Limited	Ownership	100.000	Zurich Insurance Group Ltd.	.N	.12
		.00000	04-3729755				Zurich Global Investment Management Inc.	.DE	.OTH	Zurich Holding Company of America, Inc.	Ownership	100.000	Zurich Insurance Group Ltd.	.N	.12
		.00000	AA-3190947				Zurich Global, Ltd.	.BMU	.OTH	Zurich Holding Company of America, Inc.	Ownership	100.000	Zurich Insurance Group Ltd.	.N	.12
		.00000					Zurich Group Pension Services (UK) Ltd	.GBR	.OTH	Zurich Assurance Ltd	Ownership	100.000	Zurich Insurance Group Ltd.	.N	.12
		.00000					Zurich GSG Limited	.GBR	.OTH	Zurich GSH Limited	Ownership	100.000	Zurich Insurance Group Ltd.	.N	.12
		.00000					Zurich GSH Limited	.GBR	.OTH	Zurich Holdings (UK) Limited	Ownership	100.000	Zurich Insurance Group Ltd.	.N	.12
		.00000	36-3096373				Zurich Holding Company of America, Inc.	.DE	.OTH	Crown Management Services Limited	Ownership	0.820	Zurich Insurance Group Ltd.	.N	.12
		.00000	36-3096373				Zurich Holding Company of America, Inc.	.DE	.OTH	Zurich Versicherungs-Gesellschaft AG	Ownership	99.180	Zurich Insurance Group Ltd.	.N	.12
		.00000					Zurich Holding Ireland Limited	.IRL	.OTH	Zurich Versicherungs-Gesellschaft AG	Ownership	100.000	Zurich Insurance Group Ltd.	.N	.12
		.00000					Zurich Holdings (UK) Limited	.GBR	.OTH	Zurich Versicherungs-Gesellschaft AG	Ownership	100.000	Zurich Insurance Group Ltd.	.N	.12
		.00000					Zurich Immobilien Liegenschaftsverwaltungs-GesmbH	.AUT	.OTH	Zurich Versicherungs-Gesellschaft AG	Ownership	100.000	Zurich Insurance Group Ltd.	.N	.12
		.00000					Zurich IMRE AG	.CHE	.OTH	Zurich Versicherungs-Gesellschaft AG	Ownership	100.000	Zurich Insurance Group Ltd.	.N	.12
		.00000					Zurich Independent Wealth Management Limited	.GBR	.OTH	Allied Dunbar Assurance plc	Ownership	100.000	Zurich Insurance Group Ltd.	.N	.12
		.00000	AA-5280035				Zurich Insurance (Taiwan) Ltd.	.TWN	.OTH	Zurich Versicherungs-Gesellschaft AG	Ownership	99.726	Zurich Insurance Group Ltd.	.N	.12
		.00000					Zurich Insurance Company (U.K.) Limited	.GBR	.OTH	Zurich Versicherungs-Gesellschaft AG	Ownership	100.000	Zurich Insurance Group Ltd.	.N	.12

SCHEDULE Y
PART 1A - DETAIL OF INSURANCE HOLDING COMPANY SYSTEM

1	2	3	4	5	6	7	8	9	10	11	12	13	14	15	16
Group Code	Group Name	NAIC Company Code	ID Number	Federal RSSD	CIK	Name of Securities Exchange if Publicly Traded (U.S. or International)	Names of Parent, Subsidiaries Or Affiliates	Domi-ciliary Location	Relation-ship to Reporting Entity	Directly Controlled by (Name of Entity/Person)	Type of Control (Ownership, Board, Management, Attorney-in-Fact, Influence, Other)	If Control is Owner-ship Provide Percen-tage	Ultimate Controlling Entity(ies)/Person(s)	Is an SCA Filing Re-quired? (Y/N)	*
		.00000					Zurich Insurance Company Escritorio de Representacao no Bras	.BRA	.OTH	Zurich Versicherungs-Gesellschaft AG	Ownership	100.000	Zurich Insurance Group Ltd.	.N	.12
		.00000					Zurich Insurance Company Ltd., Beijing Representative Office	.CHN	.OTH	Zurich Versicherungs-Gesellschaft AG	Ownership	100.000	Zurich Insurance Group Ltd.	.N	.12
		.00000			0001127799		Zurich Insurance Company Ltd., Representative Office Buenos Aires	.ARG	.OTH	Zurich Versicherungs-Gesellschaft AG	Ownership	100.000	Zurich Insurance Group Ltd.	.N	.12
		.00000					Zurich Insurance Group Ltd.	.CHE	.OTH	Board of Directors	Board		Shareholders	.N	
		.00000					Zurich Insurance Holdings (Hong Kong) Limited	.HKG	.OTH	Zurich Versicherungs-Gesellschaft AG	Ownership	100.000	Zurich Insurance Group Ltd.	.N	.12
		.00000					Zurich Insurance Malaysia Berhad	.MYS	.OTH	Zurich Versicherungs-Gesellschaft AG	Ownership	100.000	Zurich Insurance Group Ltd.	.N	.12
		.00000					Zurich Insurance Middle East S.A.L.	.LBN	.OTH	Zurich Versicherungs-Gesellschaft AG	Ownership	99.541	Zurich Insurance Group Ltd.	.N	.12
		.00000	AA-1780059				Zurich Insurance plc	.IRL	.OTH	Zurich Beteiligungs-Aktiengesellschaft (Deutschland)	Ownership	25.074	Zurich Insurance Group Ltd.	.N	.8
		.00000	AA-1780059				Zurich Insurance plc	.IRL	.OTH	Zurich Holding Ireland Limited	Ownership	70.405	Zurich Insurance Group Ltd.	.N	.8
		.00000	AA-1780059				Zurich Insurance plc	.IRL	.OTH	Zurich Insurance Company Ltd - Rappresentanza Generale per I	Ownership	4.521	Zurich Insurance Group Ltd.	.N	.8
		.00000					Zurich Insurance plc, Representative Office Buenos Aires	.ARG	.OTH	Zurich Insurance plc	Ownership	100.000	Zurich Insurance Group Ltd.	.N	.12
		.00000					Zurich Intermediary Group Limited	.GBR	.OTH	Zurich Financial Services (UKISA) Limited	Ownership	100.000	Zurich Insurance Group Ltd.	.N	.12
		.00000					Zurich Intermediary Group Limited	.GBR	.OTH	Zurich Financial Services (UKISA) Nominees Limited	Ownership	0.000	Zurich Insurance Group Ltd.	.N	.12
		.00000					Zurich Internacional de Venezuela, C.A. de Corretaje de Reas	.VEN	.OTH	Zurich Versicherungs-Gesellschaft AG	Ownership	100.000	Zurich Insurance Group Ltd.	.N	.12
		.00000	AA-3190185				Zurich International (Bermuda) Ltd.	.BMU	.OTH	Zurich Insurance Company Ltd, Bermuda Branch	Ownership	29.268	Zurich Insurance Group Ltd.	.N	.12
		.00000	AA-3190185				Zurich International (Bermuda) Ltd.	.BMU	.OTH	Zurich Versicherungs-Gesellschaft AG	Ownership	70.732	Zurich Insurance Group Ltd.	.N	.12
		.00000	AA-1120018				Zurich International (UK) Limited	.GBR	.OTH	Zurich Holdings (UK) Limited	Ownership	100.000	Zurich Insurance Group Ltd.	.N	.12
		.00000					Zurich International Life Limited	.GBR	.OTH	Zurich Versicherungs-Gesellschaft AG	Ownership	100.000	Zurich Insurance Group Ltd.	.N	.12
		.00000					Zurich International Services (Luxembourg) S.A.	.LUX	.OTH	Zurich Eurolife S.A.	Ownership	0.040	Zurich Insurance Group Ltd.	.N	.12
		.00000					Zurich International Services (Luxembourg) S.A.	.LUX	.OTH	Zurich Versicherungs-Gesellschaft AG	Ownership	99.960	Zurich Insurance Group Ltd.	.N	.12
		.00000					Zurich International Solutions Limited	.GBR	.OTH	Zurich Assurance Ltd	Ownership	100.000	Zurich Insurance Group Ltd.	.N	.12
		.00000					Zurich Invest AG	.CHE	.OTH	Zurich Versicherungs-Gesellschaft AG	Ownership	100.000	Zurich Insurance Group Ltd.	.N	.12
		.00000					Zurich Investment Management AG	.CHE	.OTH	Farmers Group, Inc.	Ownership	80.000	Zurich Insurance Group Ltd.	.N	.11
		.00000					Zurich Investment Management AG	.CHE	.OTH	Zurich Versicherungs-Gesellschaft AG	Ownership	20.000	Zurich Insurance Group Ltd.	.N	.12
		.00000					Zurich Investment Management Limited	.AUS	.OTH	Zurich Australia Limited	Ownership	100.000	Zurich Insurance Group Ltd.	.N	.12
		.00000					Zurich Investment Services Limited	.BMU	.OTH	Zurich Finance Company Ltd	Ownership	100.000	Zurich Insurance Group Ltd.	.N	.12
		.00000					Zurich Investment Services (UK) Limited	.GBR	.OTH	Allied Zurich Holdings Limited	Ownership	100.000	Zurich Insurance Group Ltd.	.N	.12
		.00000					Zurich Investments Life S.p.A.	.ITA	.OTH	Zurich Insurance Company Ltd - Rappresentanza Generale per I	Ownership	100.000	Zurich Insurance Group Ltd.	.N	.12
		.00000					Zurich Kunden Center GmbH	.DEU	.OTH	Zurich Beteiligungs-Aktiengesellschaft (Deutschland)	Ownership	100.000	Zurich Insurance Group Ltd.	.N	.12
		.00000					Zurich JVCompany Servicios Mexico, S.A. DE C.V.	.MEX	.OTH	Zurich Vida, Compania de Seguros, S.A.	Ownership	0.002	Zurich Insurance Group Ltd.	.N	.12
		.00000					Zurich JVCompany Servicios Mexico, S.A. DE C.V.	.MEX	.OTH	Zurich Santander Seguros Mexico, S.A.	Ownership	99.998	Zurich Insurance Group Ltd.	.N	.12
		.00000	26-0530367				Zurich Latin America Corporation	.FL	.OTH	The Zurich Services Corporation	Ownership	100.000	Zurich Insurance Group Ltd.	.N	.12
		.00000					Zurich Latin America Holding S.L. - Sociedad Unipersonal	.ESP	.OTH	Zurich Lebensversicherungs-Gesellschaft AG	Ownership	100.000	Zurich Insurance Group Ltd.	.N	.12
		.00000					Zurich Latin American Services S.A.	.ARG	.OTH	Inversiones Suizo-Argentina S.A.	Ownership	6.320	Zurich Insurance Group Ltd.	.N	.12
		.00000					Zurich Latin American Services S.A.	.ARG	.OTH	Zurich Versicherungs-Gesellschaft AG	Ownership	93.680	Zurich Insurance Group Ltd.	.N	.12
		.00000					Zurich Lebensversicherungs-Gesellschaft AG	.CHE	.OTH	Zurich Versicherungs-Gesellschaft AG	Ownership	100.000	Zurich Insurance Group Ltd.	.N	.12
		.00000					Zurich Leisure Services Limited	.GBR	.OTH	Allied Dunbar Assurance plc	Ownership	100.000	Zurich Insurance Group Ltd.	.N	.12

SCHEDULE Y
PART 1A - DETAIL OF INSURANCE HOLDING COMPANY SYSTEM

1	2	3	4	5	6	7	8	9	10	11	12	13	14	15	16
Group Code	Group Name	NAIC Company Code	ID Number	Federal RSSD	CIK	Name of Securities Exchange if Publicly Traded (U.S. or International)	Names of Parent, Subsidiaries Or Affiliates	Domi-ciliary Location	Relation-ship to Reporting Entity	Directly Controlled by (Name of Entity/Person)	Type of Control (Ownership, Board, Management, Attorney-in-Fact, Influence, Other)	If Control is Ownership Provide Percen-tage	Ultimate Controlling Entity(ies)/Person(s)	Is an SCA Filing Re-quired? (Y/N)	*
		.00000					Zurich Life Assurance plcIRL	.OTH	Zurich Holding Ireland Limited	Ownership.....	100.000	Zurich Insurance Group Ltd.N	..12
		.00000					Zurich Life Insurance Company Ltd.,			Zurich Lebensversicherungs-Gesellschaft AG					
		.00000					Representative office Buenos AiresARG	.OTH		Ownership.....	100.000	Zurich Insurance Group Ltd.N	..12
		.00000					Zurich Life Insurance (Singapore) Pte LtdSGP	.OTH	Zurich Versicherungs-Gesellschaft AG	Ownership.....	100.000	Zurich Insurance Group Ltd.N	..12
		.00000					Zurich Management (Bermuda) LtdBMU	.OTH	Zurich Versicherungs-Gesellschaft AG	Ownership.....	100.000	Zurich Insurance Group Ltd.N	..12
		.00000					Zurich Management Services LimitedGBR	.OTH	Zurich Holdings (UK) Limited	Ownership.....	100.000	Zurich Insurance Group Ltd.N	..12
		.00000					Zurich Minas Brasil Seguros S.A.BRA	.OTH	Zurich Versicherungs-Gesellschaft AG	Ownership.....	100.000	Zurich Insurance Group Ltd.N	..12
		.00000					Zurich Pension Trustees Ireland LimitedIRL	.OTH	Zurich Insurance plc	Ownership.....	50.000	Zurich Insurance Group Ltd.N	..12
		.00000					Zurich Pension Trustees Ireland LimitedIRL	.OTH	Zurich Trustee Services Limited	Ownership.....	50.000	Zurich Insurance Group Ltd.N	..12
		.00000					Zurich Pension Trustees LimitedGBR	.OTH	Zurich Assurance Ltd	Ownership.....	100.000	Zurich Insurance Group Ltd.N	..12
		.00000					Zurich Pensions Management LimitedGBR	.OTH	Allied Dunbar Assurance plc	Ownership.....	100.000	Zurich Insurance Group Ltd.N	..12
										Zurich Lebensversicherungs-Gesellschaft AG					
		.00000					Zurich Pensionskassen-Beratung AGCHE	.OTH		Ownership.....	100.000	Zurich Insurance Group Ltd.N	..12
		.00000					Zurich Professional LimitedGBR	.OTH	Zurich Holdings (UK) Limited	Ownership.....	100.000	Zurich Insurance Group Ltd.N	..12
		.00000					Zurich Project Finance (UK) LimitedGBR	.OTH	Zürich Versicherungs-Gesellschaft AG	Ownership.....	100.000	Zurich Insurance Group Ltd.N	..12
		.00000					Zurich Properties Pty LimitedAUS	.OTH	Zurich Australia Limited	Ownership.....	40.001	Zurich Insurance Group Ltd.N	..12
		.00000					Zurich Properties Pty LimitedAUS	.OTH	Zurich Australian Insurance Limited	Ownership.....	59.999	Zurich Insurance Group Ltd.N	..12
		.00000					Zurich Property Services Malaysia Sdn BhdMYS	.OTH	Zurich Versicherungs-Gesellschaft AG	Ownership.....	100.000	Zurich Insurance Group Ltd.N	..12
		.00000	30-0165071				Zurich Realty, Inc.MD	.OTH	The Zurich Services Corporation	Ownership.....	100.000	Zurich Insurance Group Ltd.N	..12
										Zurich Beteiligungs-Aktiengesellschaft					
		.00000					Zurich Rechtsschutz-Schadenservice GmbHDEU	.OTH	(Deutschland)	Ownership.....	100.000	Zurich Insurance Group Ltd.N	..12
		.00000					Zurich Reliable Insurance LimitedRUS	.OTH	Zurich Versicherungs-Gesellschaft AG	Ownership.....	99.900	Zurich Insurance Group Ltd.N	..12
		.00000					Zurich Reliable Insurance LimitedRUS	.OTH	Zurich Versicherungs-Aktiengesellschaft	Ownership.....	0.100	Zurich Insurance Group Ltd.N	..12
		.00000					Zurich Resseguradora Brasil S.A.BRA	.OTH	Zurich Versicherungs-Gesellschaft AG	Ownership.....	100.000	Zurich Insurance Group Ltd.N	..12
										Zurich Lebensversicherungs-Gesellschaft AG					
		.00000					Zurich Resseguradora Brasil S.A.BRA	.OTH		Ownership.....	0.000	Zurich Insurance Group Ltd.N	..12
		.00000					Zurich Risk Consulting RURUS	.OTH	Zurich Reliable Insurance	Ownership.....	100.000	Zurich Insurance Group Ltd.N	..12
							Zurich Risk Management Services (India)								
		.00000					Private LimitedIND	.OTH	Zurich International (Bermuda) Ltd.	Ownership.....	1.000	Zurich Insurance Group Ltd.N	..12
							Zurich Risk Management Services (India)								
		.00000					Private LimitedIND	.OTH	Zurich Versicherungs-Gesellschaft AG	Ownership.....	99.000	Zurich Insurance Group Ltd.N	..12
		.00000					Zurich Risk Services Asia Pacific Sdn BhdMYS	.OTH	Zurich Management Services Limited	Ownership.....	100.000	Zurich Insurance Group Ltd.N	..12
		.00000					Zurich Roadside Assistance Malaysia Sdn BhdMYS	.OTH	Zurich Versicherungs-Gesellschaft AG	Ownership.....	100.000	Zurich Insurance Group Ltd.N	..12
		.00000					Zurich Rückversicherungs-Gesellschaft AGCHE	.OTH	Zurich Versicherungs-Gesellschaft AG	Ownership.....	100.000	Zurich Insurance Group Ltd.N	..12
		.00000					Zurich Sacramento, Inc.CA	.OTH	JFS/ZSF 1998, L.P.	Ownership.....	100.000	Zurich Insurance Group Ltd.N	..12
							Zurich Santander Brasil Seguros e Previdência S.A.BRA	.OTH	Zurich Latin America Holding S.L. -	Ownership.....	0.220	Zurich Insurance Group Ltd.N	..12
										Sociedad Unipersonal					
		.00000					Zurich Santander Brasil Seguros e Previdência S.A.BRA	.OTH	Zurich Santander Holding (Spain), S.L.	Ownership.....	99.568	Zurich Insurance Group Ltd.N	..12
										Zurich Santander Brasil Seguros e					
		.00000					Zurich Santander Brasil Seguros S.A.BRA	.OTH	Previdência S.A.	Ownership.....	100.000	Zurich Insurance Group Ltd.N	..12
		.00000					Zurich Santander Holding (Spain), S.L.ESP	.OTH	Zurich Santander Insurance America, S.L. ..	Ownership.....	100.000	Zurich Insurance Group Ltd.N	..12
		.00000					Zurich Santander Holding Dos (Spain), S.L. ..	.ESP	.OTH	Zurich Santander Insurance America, S.L. ..	Ownership.....	100.000	Zurich Insurance Group Ltd.N	..12
										Zurich Latin America Holding S.L. -					
		.00000					Zurich Santander Insurance America, S.L.ESP	.OTH	Sociedad Unipersonal	Ownership.....	51.000	Zurich Insurance Group Ltd.N	..12
		.00000					Zurich Santander Seguros Argentina S.A.ARG	.OTH	Zurich Santander Insurance America, S.L. ..	Ownership.....	96.000	Zurich Insurance Group Ltd.N	..12
		.00000					Zurich Santander Seguros Argentina S.A.ARG	.OTH	Inversiones ZS America SpA	Ownership.....	4.000	Zurich Insurance Group Ltd.N	..12
		.00000					Zurich Santander Seguros de Vida Chile S.A.CHL	.OTH	Inversiones ZS America Dos Limitada	Ownership.....	99.782	Zurich Insurance Group Ltd.N	..12
		.00000					Zurich Santander Seguros de Vida Chile S.A.CHL	.OTH	Inversiones ZS America SpA	Ownership.....	0.218	Zurich Insurance Group Ltd.N	..12
							Zurich Santander Seguros Generales Chile S.A.								
		.00000						.CHL	.OTH	Inversiones ZS America Dos Limitada	Ownership.....	99.505	Zurich Insurance Group Ltd.N	..12
							Zurich Santander Seguros Generales Chile S.A.								
		.00000						.CHL	.OTH	Inversiones ZS America SpA	Ownership.....	0.495	Zurich Insurance Group Ltd.N	..12
		.00000					Zurich Santander Seguros Mexico, S.A.MEX	.OTH	Inversiones ZS America SpA	Ownership.....	0.001	Zurich Insurance Group Ltd.N	..12

SCHEDULE Y
PART 1A - DETAIL OF INSURANCE HOLDING COMPANY SYSTEM

1	2	3	4	5	6	7	8	9	10	11	12	13	14	15	16
Group Code	Group Name	NAIC Company Code	ID Number	Federal RSSD	CIK	Name of Securities Exchange if Publicly Traded (U.S. or International)	Names of Parent, Subsidiaries Or Affiliates	Domi-ciliary Location	Relation-ship to Reporting Entity	Directly Controlled by (Name of Entity/Person)	Type of Control (Ownership, Board, Management, Attorney-in-Fact, Influence, Other)	If Control is Ownership Provide Per-centage	Ultimate Controlling Entity(ies)/Person(s)	Is an SCA Filing Re-quired? (Y/N)	*
		.00000					Zurich Santander Seguros Mexico, S.A.MEX	.OTH	Zurich Santander Insurance America, S.L. ..	Ownership.....	99.999	Zurich Insurance Group Ltd.N	...12
		.00000					Zurich (Scotland) Limited PartnershipGBR	.OTH	Zurich General Partner (Scotland) Ltd	Ownership.....	100.000	Zurich Insurance Group Ltd.N	...12
		.00000	AA-2990865				Zurich Seguros, S.A.VEN	.OTH	Cursud N.V.	Ownership.....	69.208	Zurich Insurance Group Ltd.N	...12
		.00000					Zurich Service GmbHDEU	.OTH	Zurich Beteiligungs-Aktiengesellschaft (Deutschland)	Ownership.....	100.000	Zurich Insurance Group Ltd.N	...12
		.00000					Zurich Service GmbHDEU	.OTH	Zurich Versicherungs-Aktiengesellschaft Swiss Insurance Management (Hong Kong) Limited	Ownership.....	100.000	Zurich Insurance Group Ltd.N	...12
		.00000					Zurich Services (Hong Kong) LimitedHKG	.OTH	Zurich Insurance Holdings (Hong Kong) Limited	Ownership.....	0.003	Zurich Insurance Group Ltd.N	...12
		.00000					Zurich Services (Hong Kong) LimitedHKG	.OTH	AlDE Asistencia Seguros y Reaseguros, S.A. – Sociedad Uniper	Ownership.....	99.997	Zurich Insurance Group Ltd.N	...12
		.00000					Zurich Services A.I.E.ESP	.OTH	Bansabadell Pensiones, E.G.F.P, S.A.	Ownership.....	0.000	Zurich Insurance Group Ltd.N	...12
		.00000					Zurich Services A.I.E.ESP	.OTH	Bansabadell Seguros Generales, S.A. de Seguros y Reaseguros	Ownership.....	0.000	Zurich Insurance Group Ltd.N	...12
		.00000					Zurich Services A.I.E.ESP	.OTH	Bansabadell Vida S.A. de Seguros y Reaseguros	Ownership.....	0.000	Zurich Insurance Group Ltd.N	...12
		.00000					Zurich Services A.I.E.ESP	.OTH	Zurich Insurance plc, Sucursal en Espana	Ownership.....	0.000	Zurich Insurance Group Ltd.N	...12
		.00000					Zurich Services A.I.E.ESP	.OTH	Zurich Vida, Compania de Seguros y Reaseguros, S.A. – Sociod	Ownership.....	97.184	Zurich Insurance Group Ltd.N	...12
		.00000					Zurich Services A.I.E.ESP	.OTH	Farmers Group, Inc.	Ownership.....	2.816	Zurich Insurance Group Ltd.N	...12
		.00000	35-2546417				Zurich Services US, LLCDE	.OTH	Zurich Holding Company of America, Inc.	Ownership.....	50.000	Zurich Insurance Group Ltd.N	...12
		.00000	35-2546417				Zurich Servicios de Mexico, S.A. de. C.V.DE	.OTH	Zurich Vida, Compania de Seguros, S.A.	Ownership.....	50.000	Zurich Insurance Group Ltd.N	...12
		.00000					Zurich Servicios de Mexico, S.A. de. C.V.MEX	.OTH	Zurich Holding Ireland Limited	Ownership.....	90.000	Zurich Insurance Group Ltd.N	...12
		.00000					Zurich Shared Services Ireland LimitedMEX	.OTH	Zurich, Compania de Seguros, S.A.	Ownership.....	10.000	Zurich Insurance Group Ltd.N	...12
		.00000					Zurich Shared Services S.A.IRL	.OTH	Zurich Holding Ireland Limited	Ownership.....	100.000	Zurich Insurance Group Ltd.N	...12
		.00000					Zurich Shared Services S.A.CHL	.OTH	Inversiones Suizo Chilena S.A.	Ownership.....	99.987	Zurich Insurance Group Ltd.N	...12
		.00000					Zurich Sigorta A.S.CHL	.OTH	Zurich Investments Chile S.A.	Ownership.....	0.013	Zurich Insurance Group Ltd.N	...12
		.00000					Zurich South America Invest ABTUR	.OTH	Zurich Versicherungs-Gesellschaft AG	Ownership.....	100.000	Zurich Insurance Group Ltd.N	...12
		.00000					Zurich Specialties London LimitedSWE	.OTH	Zurich Versicherungs-Gesellschaft AG	Ownership.....	100.000	Zurich Insurance Group Ltd.N	...12
		.00000	AA-1120001				Zurich Structured Finance, Inc.GBR	.OTH	Zurich Holdings (UK) Limited	Ownership.....	100.000	Zurich Insurance Group Ltd.N	...12
		.00000					Zurich Takaful Malaysia Berhad (ZTMB)DE	.OTH	Zurich Finance Company Ltd	Ownership.....	100.000	Zurich Insurance Group Ltd.N	...12
		.00000					Zurich Technical and Consulting Services (Beijing) Co. Ltd.MYS	.OTH	Zurich Versicherungs-Gesellschaft AG	Ownership.....	100.000	Zurich Insurance Group Ltd.N	...12
		.00000					Zurich Technology Malaysia Sdn BhdCHN	.OTH	Zurich Insurance Holdings (Hong Kong) Limited	Ownership.....	100.000	Zurich Insurance Group Ltd.N	...12
		.00000					Zurich Technology Services Malaysia Sdn BhdMYS	.OTH	Zurich Technology Services Malaysia Sdn Bhd	Ownership.....	100.000	Zurich Insurance Group Ltd.N	...12
		.00000					Zurich Training and Development Services LimitedMYS	.OTH	Zurich Versicherungs-Gesellschaft AG	Ownership.....	100.000	Zurich Insurance Group Ltd.N	...12
		.00000					Zurich Transitional Services LimitedGBR	.OTH	Allied Dunbar Assurance plc	Ownership.....	100.000	Zurich Insurance Group Ltd.N	...12
		.00000					Zurich Treasury Services LimitedGBR	.OTH	Zurich Holdings (UK) Limited	Ownership.....	100.000	Zurich Insurance Group Ltd.N	...12
		.00000					Zurich Trustee Company (UK) LimitedGBR	.OTH	Zurich Financial Services EUB Holdings Limited	Ownership.....	100.000	Zurich Insurance Group Ltd.N	...12
		.00000					Zurich Trustee Services LimitedIRL	.OTH	Allied Dunbar Assurance plc	Ownership.....	100.000	Zurich Insurance Group Ltd.N	...12
		.00000					Zurich UK General Employee Services LimitedIRL	.OTH	Zurich Life Assurance plc	Ownership.....	100.000	Zurich Insurance Group Ltd.N	...12
		.00000					Zurich UK General Services LimitedGBR	.OTH	Zurich UK General Services Limited	Ownership.....	100.000	Zurich Insurance Group Ltd.N	...12
		.00000					Zurich UK General Services LimitedGBR	.OTH	Zurich Holdings (UK) Limited	Ownership.....	100.000	Zurich Insurance Group Ltd.N	...12
		.00000	AA-1220080				Zurich Versicherungs-AktiengesellschaftAUT	.OTH	Zurich Versicherungs-Gesellschaft AG	Ownership.....	99.981	Zurich Insurance Group Ltd.N	...9
		.00000	AA-1460190				Zurich Versicherungs-Gesellschaft AGCHE	.OTH	Zurich Insurance Group Ltd.	Ownership.....	100.000	Zurich Insurance Group Ltd.N	...10
		.00000	AA-1340017				Zurich Vertriebs GmbHDEU	.OTH	Zurich Beteiligungs-Aktiengesellschaft (Deutschland)	Ownership.....	100.000	Zurich Insurance Group Ltd.N	...12
		.00000					Zurich Vida e Previdencia S.A.BRA	.OTH	Zurich Minas Brasil Seguros S.A.	Ownership.....	100.000	Zurich Insurance Group Ltd.N	...12
		.00000	AA-1840022				Zurich Vida, Compania de Seguros y Reaseguros, S.A. – SociodESP	.OTH	Zurich Lebensversicherungs-Gesellschaft AG	Ownership.....	100.000	Zurich Insurance Group Ltd.N	...12
		.00000	AA-2734111				Zurich Vida, Compania de Seguros, S.A.MEX	.OTH	Zurich Lebensversicherungs-Gesellschaft AG	Ownership.....	100.000	Zurich Insurance Group Ltd.N	...12

ANNUAL STATEMENT FOR THE YEAR 2016 OF THE Bristol West Insurance Company

SCHEDULE Y

PART 1A - DETAIL OF INSURANCE HOLDING COMPANY SYSTEM

[illegible]

Asterisk	Explanation
.....	Note 1: Farmers Insurance Exchange is a California interinsurance exchange owned by its policyholders. Its attorney-in-fact is Farmers Group, Inc, dba Farmers Underwriters Association, which is a subsidiary of Zurich Insurance Group Ltd.
.....	Note 2: Farmers Services, LLC provides services to Farmers Group, Inc, pursuant to a service agreement among its parent, ZFUS Services, LLC, and Farmers Group, Inc, Truck Underwriters Association and Fire Underwriters Association.
.....	Note 3: Farmers Group Inc, as attorney-in-fact for Farmers Insurance Exchange, provides management services to Farmers Texas County Mutual Insurance Company.
.....	Note 4: Fire Insurance Exchange is a California interinsurance exchange owned by its policyholders. Its attorney-in-fact is Fire Underwriters Association, which is a subsidiary of Zurich Insurance Group Ltd.
.....	Note 5: Foremost County Mutual Insurance Company is a Texas County mutual insurance company managed by Foremost Insurance Company Grand Rapids, Michigan.
.....	Note 6: Foremost Lloyds of Texas underwriters are officers and/or directors of Foremost Insurance Company Grand Rapids, Michigan.
.....	Note 7: Truck Insurance Exchange is a California interinsurance exchange owned by its policyholders. Its attorney-in-fact is Truck Underwriters Association, which is a subsidiary of Zurich Insurance Group Ltd.
.....	Note 8: Zurich Insurance Plc operates branches in the following countries: Italy (AA-1364106), Portugal (AA-1820001), Spain (AA-1840150), and United Kingdom (AA-1780059).
.....	Note 9: Zurich Versicherungs-Aktiengesellschaft operates a branch in Germany (AA-1340017)
.....	Note 10: Zurich Versicherungs-Gesellschaft AG also known as Zurich Insurance Company, Ltd operates branches in the following countries: Bermuda (AA-3190825), Canada (AA-1560999), Hong Kong (AA-5324112), Ireland (AA-1780042), Japan (AA-1584115), and Singapore (AA-5760036). It also operates a management entity Alpina International (AA-1460010) in Switzerland.
.....	Note 11: An affiliate entity is the attorney-in-fact of Farmers Insurance Exchange, Fire Insurance Exchange and Truck Insurance Exchange (collectively Exchanges). The reporting entity's relationship to the Exchanges, their subsidiaries, and the affiliates that they manage is classified as OTHER.
.....	Note 12: This company is a subsidiary of Zurich Insurance Group Ltd., and is an affiliate of Farmers Group, Inc.

SCHEDULE Y

PART 2 - SUMMARY OF INSURER'S TRANSACTIONS WITH ANY AFFILIATES

1	2	3	4	5	6	7	8	9	10	11	12	13
NAIC Company Code	ID Number	Names of Insurers and Parent, Subsidiaries or Affiliates	Shareholder Dividends	Capital Contributions	Purchases, Sales or Exchanges of Loans, Securities, Real Estate, Mortgage Loans or Other Investments	Income/ (Disbursements) Incurred in Connection with Guarantees or Undertakings for the Benefit of any Affiliate(s)	Management Agreements and Service Contracts	Income/ (Disbursements) Incurred Under Reinsurance Agreements	*	Any Other Material Activity Not in the Ordinary Course of the Insurer's Business	Totals	Reinsurance Recoverable/ (Payable) on Losses and/or Reserve Credit Taken/(Liability)
25232	22-3398993	21st Century Advantage Insurance Company										27,888,327
44245	13-3551577	21st Century Assurance Insurance Company										47,992,269
10184	22-3337475	21st Century Auto Insurance Company of New Jersey										(277,796)
36404	95-4136306	21st Century Casualty Company										16,898,474
34789	23-2044095	21st Century Centennial Insurance Company										371,624,438
43974	13-1967524	21st Century Indemnity Insurance Company										31,085,427
12963	95-2565072	21st Century Insurance Company										395,206,694
36587	13-3801089	21st Century National Insurance Company										17,063,852
32220	13-3333609	21st Century North America Insurance Company										66,589,414
23795	02-0226203	21st Century Pacific Insurance Company										14,068,933
10710	13-3922232	21st Century Pinnacle Insurance Company										22,878,440
22225	95-2743473	21st Century Preferred Insurance Company										7,375,611
20796	22-1721971	21st Century Premier Insurance Company										29,131,053
23833	02-0227294	21st Century Security Insurance Company										5,761,988
43761	95-4232263	21st Century Superior Insurance Company										10,074,787
10805	13-3953213	American Pacific Insurance Company, Inc.										1,245,133
11034	34-1893500	Bristol West Casualty Insurance Company										17,215,407
19658	38-1865162	Bristol West Insurance Company										168,143,085
12774	86-1174452	Bristol West Preferred Insurance Company										34,195,976
10315	95-4528269	Civic Property & Casualty Company					(28,164,049)		*	(28,164,049)	(142,053,578)	
25089	33-0246701	Coast National Insurance Company									292,693,920	
10318	95-4528266	Exact Property & Casualty Company					(28,164,049)		*	(28,164,049)	(149,403,801)	
21598	95-2626387	Farmers Insurance Company of Arizona									506,487,273	
21601	95-2626385	Farmers Insurance Company of Idaho					(21,123,037)		*	(21,123,037)	(49,069,220)	
21636	95-2655893	Farmers Insurance Company of Oregon					(197,148,344)		*	(197,148,344)	(844,358,200)	
21644	95-2655894	Farmers Insurance Company of Washington					(56,328,098)		*	(56,328,098)	34,019,555	
21628	48-0609012	Farmers Insurance Company, Inc.					(21,123,037)		*	(21,123,037)	623,752,908	
21652	95-2575893	Farmers Insurance Exchange					(1,457,489,543)	(536,202,685)	*	(1,993,692,228)	(6,412,223,827)	
28487	22-2640040	Farmers Insurance Hawaii, Inc.									34,456,474	
36889	31-0956373	Farmers Insurance of Columbus Inc.					(28,164,049)		*	(28,164,049)	(57,115,422)	
10806	36-4165395	Farmers New Century Insurance Company					(21,123,037)		*	(21,123,037)	(92,106,720)	
43699	59-2326047	Farmers Specialty Insurance Company									97,830,648	
24392	74-1067657	Farmers Texas County Mutual Insurance Company						201,930,566			201,930,566	1,228,511,422
	77-0530617	FFS Holdings, LLC	(2,000,000)				(15,444)				(2,015,444)	
21660	95-6235715	Fire Insurance Exchange					(211,230,369)		*		(211,230,369)	(7,312,979)
29254	38-1721730	Foremost County Mutual Insurance Company									162,394,055	
11185	38-1407533	Foremost Insurance Company Grand Rapids, Michigan						(174,464,752)			(174,464,752)	1,768,205,940
41688	75-1779175	Foremost Lloyds of Texas									166,946,687	

SCHEDULE Y
PART 2 - SUMMARY OF INSURER'S TRANSACTIONS WITH ANY AFFILIATES

1	2	3	4	5	6	7	8	9	10	11	12	13
NAIC Company Code	ID Number	Names of Insurers and Parent, Subsidiaries or Affiliates	Shareholder Dividends	Capital Contributions	Purchases, Sales or Exchanges of Loans, Securities, Real Estate, Mortgage Loans or Other Investments	Income/ (Disbursements) Incurred in Connection with Guarantees or Undertakings for the Benefit of any Affiliate(s)	Management Agreements and Service Contracts	Income/ (Disbursements) Incurred Under Reinsurance Agreements	*	Any Other Material Activity Not in the Ordinary Course of the Insurer's Business	Totals	Reinsurance Recoverable/ (Payable) on Losses and/or Reserve Credit Taken/(Liability)
.....11800	35-1604635	Foremost Property & Casualty Insurance Company155,699,421
.....41513	38-2430150	Foremost Signature Insurance Company173,661,076
.....21679	36-2661515	Illinois Farmers Insurance Company					(21,123,037)		*		(21,123,037)409,213,942
.....21687	95-6016640	Mid Century Insurance Company	2,000,000				(450,624,786)	248,988,345	*		(199,636,441)772,924,750
.....28673	74-2448744	Mid Century Insurance Company of Texas777,431
.....10317	95-4528264	Neighborhood Spirit Property & Casualty Company					(28,164,049)		*		(28,164,049)(133,658,926)
.....33120	65-0109120	Security National Insurance Company169,324,098
.....21695	94-1663548	Texas Farmers Insurance Company					(28,164,049)	259,748,525	*		231,584,476504,486,427
.....21709	95-2575892	Truck Insurance Exchange					(218,271,381)		*		(218,271,381)816,754,208
		The following Zurich Insurance Group entities within NAIC Group Code 0212 have transactions with Farmers Insurance Group entities within NAIC Group Code 0069										
.....40142	36-3141762	American Zurich Insurance Company3,717,709
.....95-0725935	95-0725935	Farmers Group, Inc.	164,600,000	340,400,000			2,511,509,681				3,016,509,681	
.....63177	91-0335750	Farmers New World Life Insurance Company	(105,000,000)				(135,981,076)				(240,981,076)794,751,406
.....10873	95-4650862	Farmers Reinsurance Company	(59,600,000)	(340,400,000)							(400,000,000)(79,459,460)
.....95-2670247	95-2670247	Fire Underwriters Association					239,957,699				239,957,699	
.....95-2670330	95-2670330	Truck Underwriters Association					206,724,121				206,724,121	
.....90557	36-3050975	Zurich America Life Insurance Company					(5,790,067)				(5,790,067)	
.....16535	36-4233459	Zurich American Insurance Company235,777,951
.....AA-1460190	AA-1460190	Zurich Insurance Company, Ltd.(2,269,786,683)
9999999 Control Totals									XXX			

ANNUAL STATEMENT FOR THE YEAR 2016 OF THE Bristol West Insurance Company

SUPPLEMENTAL EXHIBITS AND SCHEDULES INTERROGATORIES










The following supplemental reports are required to be filed as part of your statement filing unless specifically waived by the domiciliary state. However, in the event that your domiciliary state waives the filing requirement, your response of **WAIVED** to the specific interrogatory will be accepted in lieu of filing a "NONE" report and a bar code will be printed below. If the supplement is required of your company but is not being filed for whatever reason enter **SEE EXPLANATION** and provide an explanation following the interrogatory questions.

		Responses
MARCH FILING		
1.	Will an actuarial opinion be filed by March 1?	YES
2.	Will the Supplemental Compensation Exhibit be filed with the state of domicile by March 1?	YES
3.	Will the confidential Risk-based Capital Report be filed with the NAIC by March 1?.....	YES
4.	Will the confidential Risk-based Capital Report be filed with the state of domicile, if required by March 1?.....	YES
APRIL FILING		
5.	Will the Insurance Expense Exhibit be filed with the state of domicile and the NAIC by April 1?	YES
6.	Will Management's Discussion and Analysis be filed by April 1?	YES
7.	Will the Supplemental Investment Risk Interrogatories be filed by April 1?	YES
MAY FILING		
8.	Will this company be included in a combined annual statement which is filed with the NAIC by May 1?	YES
JUNE FILING		
9.	Will an audited financial report be filed by June 1?	YES
10.	Will Accountant's Letter of Qualifications be filed with the state of domicile and electronically with the NAIC by June 1?	YES
AUGUST FILING		
11.	Will the regulator-only (non-public) Communication of Internal Control Related Matters Noted in Audit be filed with the state of domicile and electronically with the NAIC (as a regulator-only non-public document) by August 1?	YES

The following supplemental reports are required to be filed as part of your annual statement filing. However, in the event that your company does not transact the type of business for which the special report must be filed, your response of **NO** to the specific interrogatory will be accepted in lieu of filing a "NONE" report and a bar code will be printed below. If the supplemental is required of your company but is not being filed for whatever reason enter **SEE EXPLANATION** and provide an explanation following the interrogatory questions.













MARCH FILING		
12.	Will Schedule SIS (Stockholder Information Supplement) be filed with the state of domicile by March 1?	NO
13.	Will the Financial Guaranty Insurance Exhibit be filed by March 1?.....	NO
14.	Will the Medicare Supplement Insurance Experience Exhibit be filed with the state of domicile and the NAIC by March 1?.....	NO
15.	Will Supplement A to Schedule T (Medical Professional Liability Supplement) be filed by March 1?	NO
16.	Will the Trusteed Surplus Statement be filed with the state of domicile and the NAIC by March 1?	NO
17.	Will the Premiums Attributed to Protected Cells Exhibit be filed by March 1?	NO
18.	Will the Reinsurance Summary Supplemental Filing for General Interrogatory 9 be filed with the state of domicile and the NAIC by March 1?	NO
19.	Will the Medicare Part D Coverage Supplement be filed with the state of domicile and the NAIC by March 1?.....	NO
20.	Will the confidential Actuarial Opinion Summary be filed with the state of domicile, if required, by March 15 (or the date otherwise specified)?.....	YES
21.	Will the Reinsurance Attestation Supplement be filed with the state of domicile and the NAIC by March 1?	YES
22.	Will the Exceptions to the Reinsurance Attestation Supplement be filed with the state of domicile by March 1?	NO
23.	Will the Bail Bond Supplement be filed with the state of domicile and the NAIC by March 1?	NO
24.	Will the Director and Officer Insurance Coverage Supplement be filed with the state of domicile and the NAIC by March 1?.....	NO
25.	Will an approval from the reporting entity's state of domicile for relief related to the five-year rotation requirement for lead audit partner be filed electronically with the NAIC by March 1?	NO
26.	Will an approval from the reporting entity's state of domicile for relief related to the one-year cooling off period for independent CPA be filed electronically with the NAIC by March 1?	NO
27.	Will an approval from the reporting entity's state of domicile for relief related to the Requirements for Audit Committees be filed electronically with the NAIC by March 1?.....	NO
28.	Will the Supplemental Schedule for Reinsurance Counterparty Reporting Exception - Asbestos and Pollution Contracts be filed with the state of domicile and the NAIC by March 1?.....	NO
APRIL FILING		
29.	Will the Credit Insurance Experience Exhibit be filed with the state of domicile and the NAIC by April 1?	NO
30.	Will the Long-term Care Experience Reporting Forms be filed with the state of domicile and the NAIC by April 1?	NO
31.	Will the Accident and Health Policy Experience Exhibit be filed by April 1?	NO
32.	Will the Supplemental Health Care Exhibit (Parts 1, 2 and 3) be filed with the state of domicile and the NAIC by April 1?	NO
33.	Will the regulator only (non-public) Supplemental Health Care Exhibit's Expense Allocation Report be filed with the state of domicile and the NAIC by April 1?	NO
34.	Will the Cybersecurity and Identity Theft Insurance Coverage Supplement be filed with the state of domicile and the NAIC by April 1?	NO
AUGUST FILING		
35.	Will Management's Report of Internal Control Over Financial Reporting be filed with the state of domicile by August 1?	YES
Explanations:		
12.		
13.		
14.		
15.		
16.		
17.		
18.		
19.		
22.		
23.		
24.		
25.		
26.		
27.		
28.		
29.		
30.		
31.		
32.		
33.		
34.		

Bar Codes:

12.	SIS Stockholder Information Supplement [Document Identifier 420]	
13.	Financial Guaranty Insurance Exhibit [Document Identifier 240]	
14.	Medicare Supplement Insurance Experience Exhibit [Document Identifier 360]	
15.	Supplement A to Schedule T [Document Identifier 455]	
16.	Trusteed Surplus Statement [Document Identifier 490]	
17.	Premiums Attributed to Protected Cells Exhibit [Document Identifier 385]	
18.	Reinsurance Summary Supplemental Filing [Document Identifier 401]	
19.	Medicare Part D Coverage Supplement [Document Identifier 365]	
22.	Exceptions to the Reinsurance Attestation Supplement [Document Identifier 400]	

ANNUAL STATEMENT FOR THE YEAR 2016 OF THE Bristol West Insurance Company

SUPPLEMENTAL EXHIBITS AND SCHEDULES INTERROGATORIES

23.	Bail Bond Supplement [Document Identifier 500]	 <div>196582016500000000</div>
24.	Director and Officer Insurance Coverage Supplement [Document Identifier 505]	 <div>196582016505000000</div>
25.	Relief from the five-year rotation requirement for lead audit partner [Document Identifier 224]	 <div>196582016224000000</div>
26.	Relief from the one-year cooling off period for independent CPA [Document Identifier 225]	 <div>196582016225000000</div>
27.	Relief from the Requirements for Audit Committees [Document Identifier 226]	 <div>196582016226000000</div>
28.	Reinsurance Counterparty Reporting Exception – Asbestos and Pollution Contracts [Document Identifier 555]	 <div>196582016555000000</div>
29.	Credit Insurance Experience Exhibit [Document Identifier 230]	 <div>196582016230000000</div>
30.	Long-Term Care Experience Reporting Forms [Document Identifier 306]	 <div>196582016306000000</div>
31.	Accident and Health Policy Experience Exhibit [Document Identifier 210]	 <div>196582016210000000</div>
32.	Supplemental Health Care Exhibit (Parts 1, 2 and 3) [Document Identifier 216]	 <div>196582016216000000</div>
33.	Supplemental Health Care Exhibit's Expense Allocation Report [Document Identifier 217]	 <div>196582016217000000</div>
34.	Cybersecurity and Identity Theft Insurance Coverage Supplement [Document Identifier 550]	 <div>196582016550000000</div>

NONE

ANNUAL STATEMENT BLANK

ALPHABETICAL INDEX

Assets	2
Cash Flow	5
Exhibit of Capital Gains (Losses)	12
Exhibit of Net Investment Income	12
Exhibit of Nonadmitted Assets	13
Exhibit of Premiums and Losses (State Page)	19
Five-Year Historical Data	17
General Interrogatories	15
Jurat Page	1
Liabilities, Surplus and Other Funds	3
Notes To Financial Statements	14
Overflow Page For Write-ins	100
Schedule A - Part 1	E01
Schedule A - Part 2	E02
Schedule A - Part 3	E03
Schedule A - Verification Between Years	SI02
Schedule B - Part 1	E04
Schedule B - Part 2	E05
Schedule B - Part 3	E06
Schedule B - Verification Between Years	SI02
Schedule BA - Part 1	E07
Schedule BA - Part 2	E08
Schedule BA - Part 3	E09
Schedule BA - Verification Between Years	SI03
Schedule D - Part 1	E10
Schedule D - Part 1A - Section 1	SI05
Schedule D - Part 1A - Section 2	SI08
Schedule D - Part 2 - Section 1	E11
Schedule D - Part 2 - Section 2	E12
Schedule D - Part 3	E13
Schedule D - Part 4	E14
Schedule D - Part 5	E15
Schedule D - Part 6 - Section 1	E16
Schedule D - Part 6 - Section 2	E16
Schedule D - Summary By Country	SI04
Schedule D - Verification Between Years	SI03
Schedule DA - Part 1	E17
Schedule DA - Verification Between Years	SI10
Schedule DB - Part A - Section 1	E18
Schedule DB - Part A - Section 2	E19
Schedule DB - Part A - Verification Between Years	SI11
Schedule DB - Part B - Section 1	E20
Schedule DB - Part B - Section 2	E21
Schedule DB - Part B - Verification Between Years	SI11
Schedule DB - Part C - Section 1	SI12
Schedule DB - Part C - Section 2	SI13
Schedule DB - Part D - Section 1	E22
Schedule DB - Part D - Section 2	E23
Schedule DB - Verification	SI14
Schedule DL - Part 1	E24
Schedule DL - Part 2	E25
Schedule E - Part 1 - Cash	E26
Schedule E - Part 2 - Cash Equivalents	E27
Schedule E - Part 3 - Special Deposits	E28
Schedule E - Verification Between Years	SI15
Schedule F - Part 1	20
Schedule F - Part 2	21
Schedule F - Part 3	22
Schedule F - Part 4	23
Schedule F - Part 5	24
Schedule F - Part 6 - Section 1	25
Schedule F - Part 6 - Section 2	26
Schedule F - Part 7	27
Schedule F - Part 8	28
Schedule F - Part 9	29

ANNUAL STATEMENT BLANK (Continued)

Schedule H - Accident and Health Exhibit - Part 1	30
Schedule H - Part 2, Part 3 and 4	31
Schedule H - Part 5 - Health Claims	32
Schedule P - Part 1 - Summary	33
Schedule P - Part 1A - Homeowners/Farmowners	35
Schedule P - Part 1B - Private Passenger Auto Liability/Medical	36
Schedule P - Part 1C - Commercial Auto/Truck Liability/Medical	37
Schedule P - Part 1D - Workers' Compensation (Excluding Excess Workers' Compensation)	38
Schedule P - Part 1E - Commercial Multiple Peril	39
Schedule P - Part 1F - Section 1 - Medical Professional Liability - Occurrence	40
Schedule P - Part 1F - Section 2 - Medical Professional Liability - Claims-Made	41
Schedule P - Part 1G - Special Liability (Ocean, Marine, Aircraft (All Perils), Boiler and Machinery)	42
Schedule P - Part 1H - Section 1 - Other Liability-Occurrence	43
Schedule P - Part 1H - Section 2 - Other Liability - Claims-Made	44
Schedule P - Part 1I - Special Property (Fire, Allied Lines, Inland Marine, Earthquake, Burglary & Theft)	45
Schedule P - Part 1J - Auto Physical Damage	46
Schedule P - Part 1K - Fidelity/Surety	47
Schedule P - Part 1L - Other (Including Credit, Accident and Health)	48
Schedule P - Part 1M - International	49
Schedule P - Part 1N - Reinsurance - Nonproportional Assumed Property	50
Schedule P - Part 1O - Reinsurance - Nonproportional Assumed Liability	51
Schedule P - Part 1P - Reinsurance - Nonproportional Assumed Financial Lines	52
Schedule P - Part 1R - Section 1 - Products Liability - Occurrence	53
Schedule P - Part 1R - Section 2 - Products Liability - Claims-Made	54
Schedule P - Part 1S - Financial Guaranty/Mortgage Guaranty	55
Schedule P - Part 1T - Warranty	56
Schedule P - Part 2, Part 3 and Part 4 - Summary	34
Schedule P - Part 2A - Homeowners/Farmowners	57
Schedule P - Part 2B - Private Passenger Auto Liability/Medical	57
Schedule P - Part 2C - Commercial Auto/Truck Liability/Medical	57
Schedule P - Part 2D - Workers' Compensation (Excluding Excess Workers' Compensation)	57
Schedule P - Part 2E - Commercial Multiple Peril	57
Schedule P - Part 2F - Section 1 - Medical Professional Liability - Occurrence	58
Schedule P - Part 2F - Section 2 - Medical Professional Liability - Claims-Made	58
Schedule P - Part 2G - Special Liability (Ocean Marine, Aircraft (All Perils), Boiler and Machinery)	58
Schedule P - Part 2H - Section 1 - Other Liability - Occurrence	58
Schedule P - Part 2H - Section 2 - Other Liability - Claims-Made	58
Schedule P - Part 2I - Special Property (Fire, Allied Lines, Inland Marine, Earthquake, Burglary, and Theft)	59
Schedule P - Part 2J - Auto Physical Damage	59
Schedule P - Part 2K - Fidelity, Surety	59
Schedule P - Part 2L - Other (Including Credit, Accident and Health)	59
Schedule P - Part 2M - International	59
Schedule P - Part 2N - Reinsurance - Nonproportional Assumed Property	60
Schedule P - Part 2O - Reinsurance - Nonproportional Assumed Liability	60
Schedule P - Part 2P - Reinsurance - Nonproportional Assumed Financial Lines	60
Schedule P - Part 2R - Section 1 - Products Liability - Occurrence	61
Schedule P - Part 2R - Section 2 - Products Liability - Claims-Made	61
Schedule P - Part 2S - Financial Guaranty/Mortgage Guaranty	61
Schedule P - Part 2T - Warranty	61
Schedule P - Part 3A - Homeowners/Farmowners	62
Schedule P - Part 3B - Private Passenger Auto Liability/Medical	62
Schedule P - Part 3C - Commercial Auto/Truck Liability/Medical	62
Schedule P - Part 3D - Workers' Compensation (Excluding Excess Workers' Compensation)	62
Schedule P - Part 3E - Commercial Multiple Peril	62
Schedule P - Part 3F - Section 1 - Medical Professional Liability - Occurrence	63
Schedule P - Part 3F - Section 2 - Medical Professional Liability - Claims-Made	63
Schedule P - Part 3G - Special Liability (Ocean Marine, Aircraft (All Perils), Boiler and Machinery)	63
Schedule P - Part 3H - Section 1 - Other Liability - Occurrence	63
Schedule P - Part 3H - Section 2 - Other Liability - Claims-Made	63
Schedule P - Part 3I - Special Property (Fire, Allied Lines, Inland Marine, Earthquake, Burglary, and Theft)	64
Schedule P - Part 3J - Auto Physical Damage	64
Schedule P - Part 3K - Fidelity/Surety	64
Schedule P - Part 3L - Other (Including Credit, Accident and Health)	64
Schedule P - Part 3M - International	64
Schedule P - Part 3N - Reinsurance - Nonproportional Assumed Property	65
Schedule P - Part 3O - Reinsurance - Nonproportional Assumed Liability	65
Schedule P - Part 3P - Reinsurance - Nonproportional Assumed Financial Lines	65
Schedule P - Part 3R - Section 1 - Products Liability - Occurrence	66
Schedule P - Part 3R - Section 2 - Products Liability - Claims-Made	66
Schedule P - Part 3S - Financial Guaranty/Mortgage Guaranty	66
Schedule P - Part 3T - Warranty	66

ANNUAL STATEMENT BLANK (Continued)

Schedule P - Part 4A - Homeowners/Farmowners	67
Schedule P - Part 4B - Private Passenger Auto Liability/Medical	67
Schedule P - Part 4C - Commercial Auto/Truck Liability/Medical	67
Schedule P - Part 4D - Workers' Compensation (Excluding Excess Workers' Compensation)	67
Schedule P - Part 4E - Commercial Multiple Peril	67
Schedule P - Part 4F - Section 1 - Medical Professional Liability - Occurrence	68
Schedule P - Part 4F - Section 2 - Medical Professional Liability - Claims-Made	68
Schedule P - Part 4G - Special Liability (Ocean Marine, Aircraft (All Perils), Boiler and Machinery)	68
Schedule P - Part 4H - Section 1 - Other Liability - Occurrence	68
Schedule P - Part 4H - Section 2 - Other Liability - Claims-Made	68
Schedule P - Part 4I - Special Property (Fire, Allied Lines, Inland Marine, Earthquake, Burglary and Theft)	69
Schedule P - Part 4J - Auto Physical Damage	69
Schedule P - Part 4K - Fidelity/Surety	69
Schedule P - Part 4L - Other (Including Credit, Accident and Health)	69
Schedule P - Part 4M - International	69
Schedule P - Part 4N - Reinsurance - Nonproportional Assumed Property	70
Schedule P - Part 4O - Reinsurance - Nonproportional Assumed Liability	70
Schedule P - Part 4P - Reinsurance - Nonproportional Assumed Financial Lines	70
Schedule P - Part 4R - Section 1 - Products Liability - Occurrence	71
Schedule P - Part 4R - Section 2 - Products Liability - Claims-Made	71
Schedule P - Part 4S - Financial Guaranty/Mortgage Guaranty	71
Schedule P - Part 4T - Warranty	71
Schedule P - Part 5A - Homeowners/Farmowners	72
Schedule P - Part 5B - Private Passenger Auto Liability/Medical	73
Schedule P - Part 5C - Commercial Auto/Truck Liability/Medical	74
Schedule P - Part 5D - Workers' Compensation (Excluding Excess Workers' Compensation)	75
Schedule P - Part 5E - Commercial Multiple Peril	76
Schedule P - Part 5F - Medical Professional Liability - Claims-Made	78
Schedule P - Part 5F - Medical Professional Liability - Occurrence	77
Schedule P - Part 5H - Other Liability - Claims-Made	80
Schedule P - Part 5H - Other Liability - Occurrence	79
Schedule P - Part 5R - Products Liability - Claims-Made	82
Schedule P - Part 5R - Products Liability - Occurrence	81
Schedule P - Part 5T - Warranty	83
Schedule P - Part 6C - Commercial Auto/Truck Liability/Medical	84
Schedule P - Part 6D - Workers' Compensation (Excluding Excess Workers' Compensation)	84
Schedule P - Part 6E - Commercial Multiple Peril	85
Schedule P - Part 6H - Other Liability - Claims-Made	86
Schedule P - Part 6H - Other Liability - Occurrence	85
Schedule P - Part 6M - International	86
Schedule P - Part 6N - Reinsurance - Nonproportional Assumed Property	87
Schedule P - Part 6O - Reinsurance - Nonproportional Assumed Liability	87
Schedule P - Part 6R - Products Liability - Claims-Made	88
Schedule P - Part 6R - Products Liability - Occurrence	88
Schedule P - Part 7A - Primary Loss Sensitive Contracts	89
Schedule P - Part 7B - Reinsurance Loss Sensitive Contracts	91
Schedule P Interrogatories	93
Schedule T - Exhibit of Premiums Written	94
Schedule T - Part 2 - Interstate Compact	95
Schedule Y - Information Concerning Activities of Insurer Members of a Holding Company Group	96
Schedule Y - Part 1A - Detail of Insurance Holding Company System	97
Schedule Y - Part 2 - Summary of Insurer's Transactions With Any Affiliates	98
Statement of Income	4
Summary Investment Schedule	SI01
Supplemental Exhibits and Schedules Interrogatories	99
Underwriting and Investment Exhibit Part 1	6
Underwriting and Investment Exhibit Part 1A	7
Underwriting and Investment Exhibit Part 1B	8
Underwriting and Investment Exhibit Part 2	9
Underwriting and Investment Exhibit Part 2A	10
Underwriting and Investment Exhibit Part 3	11