



ANNUAL STATEMENT

For the Year Ended December 31, 2016
of the Condition and Affairs of the

TRANSAMERICA CASUALTY INSURANCE COMPANY

NAIC Group Code.....0468, 0468
(Current Period) (Prior Period)

NAIC Company Code..... 10952

Employer's ID Number..... 31-4423946

Organized under the Laws of OH

State of Domicile or Port of Entry OH

Country of Domicile USA

Incorporated/Organized..... November 15, 1957

Commenced Business..... April 15, 1958

Statutory Home Office

366 E. Broad Street, C/O Andrew J. Federico..... Columbus OH USA 43215
(Street and Number) (City or Town, State, Country and Zip Code)

Main Administrative Office

4333 Edgewood Rd NE..... Cedar Rapids IA USA..... 52499
(Street and Number) (City or Town, State, Country and Zip Code)

319-355-8511
(Area Code) (Telephone Number)

Mail Address

4333 Edgewood Rd NE..... Cedar Rapids IA USA 52499
(Street and Number or P. O. Box) (City or Town, State, Country and Zip Code)

Primary Location of Books and Records

4333 Edgewood Rd NE..... Cedar Rapids IA USA 52499
(Street and Number) (City or Town, State, Country and Zip Code)

319-355-8511
(Area Code) (Telephone Number)

Internet Web Site Address

www.transamerica.com

Statutory Statement Contact

Brenda Kay Kraemer
(Name)

319-355-8549
(Area Code) (Telephone Number) (Extension)

brenda.kraemer@transamerica.com
(E-Mail Address)

844-748-7973
(Fax Number)

OFFICERS

Name	Title	Name	Title
1. Blake S. Bostwick	President	2. Jason Orlandi #	Executive Vice President, Secretary, & General Counsel
3. Eric J. Martin #	Controller & Senior Vice President	4.	

OTHER

DIRECTORS OR TRUSTEES

Jason Orlandi	Todd M. Bergen #	Blake S. Bostwick #	C. Michiel van Katwijk #
Mark W. Mullin #	David Schulz #	Katherine A. Schulze #	

State of..... Iowa
County of..... Linn

The officers of this reporting entity being duly sworn, each depose and say that they are the described officers of said reporting entity, and that on the reporting period stated above, all of the herein described assets were the absolute property of the said reporting entity, free and clear from any liens or claims thereon, except as herein stated, and that this statement, together with related exhibits, schedules and explanations therein contained, annexed or referred to, is a full and true statement of all the assets and liabilities and of the condition and affairs of the said reporting entity as of the reporting period stated above, and of its income and deductions therefrom for the period ended, and have been completed in accordance with the NAIC *Annual Statement Instructions and Accounting Practices and Procedures* manual except to the extent that: (1) state law may differ; or, (2) that state rules or regulations require differences in reporting not related to accounting practices and procedures, according to the best of their information, knowledge and belief, respectively. Furthermore, the scope of this attestation by the described officers also includes the related corresponding electronic filing with the NAIC, when required, that is an exact copy (except for formatting differences due to electronic filing) of the enclosed statement. The electronic filing may be requested by various regulators in lieu of or in addition to the enclosed statement.

(Signature) Blake S. Bostwick	(Signature) Jason Orlandi	(Signature) Eric J. Martin
1. (Printed Name) President	2. (Printed Name) Executive Vice President, Secretary, & General Counsel	3. (Printed Name) Controller & Senior Vice President
(Title)	(Title)	(Title)

Subscribed and sworn to before me
This 24th day of February 2017

a. Is this an original filing?
b. If no

Yes [X] No []
1. State the amendment number
2. Date filed
3. Number of pages attached

EXHIBIT OF PREMIUMS AND LOSSES (Statutory Page 14)



NAIC Group Code....0468 NAIC Company Code....10952

BUSINESS IN Other Alien # 1 DURING THE YEAR

Line of Business	Gross Premiums, Including Policy and Membership Fees, Less Return Premiums and Premiums on Policies not Taken		3 Dividends Paid or Credited to Policyholders on Direct Business	4 Direct Unearned Premium Reserves	5 Direct Losses Paid (deducting salvage)	6 Direct Losses Incurred	7 Direct Losses Unpaid	8 Direct Defense and Cost Containment Expense Paid	9 Direct Defense and Cost Containment Expense Incurred	10 Direct Defense and Cost Containment Expense Unpaid	11 Commissions and Brokerage Expenses	12 Taxes, Licenses and Fees
	1 Direct Premiums Written	2 Direct Premiums Earned										
1. Fire.....	0	0	0	0	0	0	0	0	0	0	0	0
2.1 Allied lines.....	0	0	0	0	0	0	0	0	0	0	0	0
2.2 Multiple peril crop.....	0	0	0	0	0	0	0	0	0	0	0	0
2.3 Federal flood.....	0	0	0	0	0	0	0	0	0	0	0	0
2.4 Private crop.....	0	0	0	0	0	0	0	0	0	0	0	0
2.5 Private flood.....	0	0	0	0	0	0	0	0	0	0	0	0
3. Farmowners multiple peril.....	0	0	0	0	0	0	0	0	0	0	0	0
4. Homeowners multiple peril.....	0	0	0	0	0	0	0	0	0	0	0	0
5.1 Commercial multiple peril (non-liability portion).....	0	0	0	0	0	0	0	0	0	0	0	0
5.2 Commercial multiple peril (liability portion).....	0	0	0	0	0	0	0	0	0	0	0	0
6. Mortgage guaranty.....	0	0	0	0	0	0	0	0	0	0	0	0
8. Ocean marine.....	0	0	0	0	0	0	0	0	0	0	0	0
9. Inland marine.....	3,014,822	3,012,657	0	144,888	3,024,478	3,149,775	794,485	0	0	0	1,021,099	54,039
10. Financial guaranty.....	0	0	0	0	0	0	0	0	0	0	0	0
11. Medical professional liability.....	0	0	0	0	0	0	0	0	0	0	0	0
12. Earthquake.....	0	0	0	0	0	0	0	0	0	0	0	0
13. Group accident and health (b).....	0	0	0	0	0	0	0	0	0	0	0	0
14. Credit A&H (group and individual).....	0	0	0	0	0	0	0	0	0	0	0	0
15.1 Collectively renewable A&H (b).....	0	0	0	0	0	0	0	0	0	0	0	0
15.2 Non-cancelable A&H (b).....	0	0	0	0	0	0	0	0	0	0	0	0
15.3 Guaranteed renewable A&H (b).....	0	0	0	0	0	0	0	0	0	0	0	0
15.4 Non-renewable for stated reasons only (b).....	0	0	0	0	0	0	0	0	0	0	0	0
15.5 Other accident only.....	0	0	0	0	0	0	0	0	0	0	0	0
15.6 Medicare Title XVIII exempt from state taxes or fees.....	0	0	0	0	0	0	0	0	0	0	0	0
15.7 All other A&H (b).....	0	0	0	0	0	0	0	0	0	0	0	0
15.8 Federal employees health benefits plan premium.....	0	0	0	0	0	0	0	0	0	0	0	0
16. Workers' compensation.....	0	0	0	0	0	0	0	0	0	0	0	0
17.1 Other liability-occurrence.....	0	0	0	0	0	0	0	0	0	0	0	0
17.2 Other liability-claims-made.....	0	0	0	0	0	0	0	0	0	0	0	0
17.3 Excess workers' compensation.....	0	0	0	0	0	0	0	0	0	0	0	0
18. Products liability.....	0	0	0	0	0	0	0	0	0	0	0	0
19.1 Private passenger auto no-fault (personal injury protection).....	0	0	0	0	0	0	0	0	0	0	0	0
19.2 Other private passenger auto liability.....	0	0	0	0	0	0	0	0	0	0	0	0
19.3 Commercial auto no-fault (personal injury protection).....	0	0	0	0	0	0	0	0	0	0	0	0
19.4 Other commercial auto liability.....	0	0	0	0	0	0	0	0	0	0	0	0
21.1 Private passenger auto physical damage.....	0	0	0	0	0	0	0	0	0	0	0	0
21.2 Commercial auto physical damage.....	0	0	0	0	0	0	0	0	0	0	0	0
22. Aircraft (all perils).....	0	0	0	0	0	0	0	0	0	0	0	0
23. Fidelity.....	0	0	0	0	0	0	0	0	0	0	0	0
24. Surety.....	0	0	0	0	0	0	0	0	0	0	0	0
26. Burglary and theft.....	0	0	0	0	0	0	0	0	0	0	0	0
27. Boiler and machinery.....	0	0	0	0	0	0	0	0	0	0	0	0
28. Credit.....	0	0	0	0	0	0	0	0	0	0	0	0
30. Warranty.....	0	0	0	0	0	0	0	0	0	0	0	0
34. Aggregate write-ins for other lines of business.....	0	0	0	0	68,501	68,501	0	0	0	0	0	0
35. TOTALS (a).....	3,014,822	3,012,657	0	144,888	3,092,979	3,218,276	794,485	0	0	0	1,021,099	54,039

DETAILS OF WRITE-INS

3401.	0	0	0	0	0	0	0	0	0	0	0	0
3402.	0	0	0	0	68,501	68,501	0	0	0	0	0	0
3403.	0	0	0	0	0	0	0	0	0	0	0	0
3498. Summary of remaining write-ins for Line 34 from overflow page.....	0	0	0	0	0	0	0	0	0	0	0	0
3499. TOTALS (Lines 3401 through 3403 plus 3498) (Line 34 above).....	0	0	0	0	68,501	68,501	0	0	0	0	0	0

(a) Finance and service charges not included in Lines 1 to 35 \$.....0.
(b) For health business on indicated lines report: Number of persons insured under PPO managed care products.....0 and number of persons insured under indemnity only products.....0.

EXHIBIT OF PREMIUMS AND LOSSES (Statutory Page 14)



NAIC Group Code....0468 NAIC Company Code....10952

BUSINESS IN Other Alien # 2 DURING THE YEAR

Line of Business	Gross Premiums, Including Policy and Membership Fees, Less Return Premiums and Premiums on Policies not Taken		3 Dividends Paid or Credited to Policyholders on Direct Business	4 Direct Unearned Premium Reserves	5 Direct Losses Paid (deducting salvage)	6 Direct Losses Incurred	7 Direct Losses Unpaid	8 Direct Defense and Cost Containment Expense Paid	9 Direct Defense and Cost Containment Expense Incurred	10 Direct Defense and Cost Containment Expense Unpaid	11 Commissions and Brokerage Expenses	12 Taxes, Licenses and Fees
	1 Direct Premiums Written	2 Direct Premiums Earned										
1. Fire.....	0	0	0	0	0	0	0	0	0	0	0	0
2.1 Allied lines.....	0	0	0	0	0	0	0	0	0	0	0	0
2.2 Multiple peril crop.....	0	0	0	0	0	0	0	0	0	0	0	0
2.3 Federal flood.....	0	0	0	0	0	0	0	0	0	0	0	0
2.4 Private crop.....	0	0	0	0	0	0	0	0	0	0	0	0
2.5 Private flood.....	0	0	0	0	0	0	0	0	0	0	0	0
3. Farmowners multiple peril.....	0	0	0	0	0	0	0	0	0	0	0	0
4. Homeowners multiple peril.....	0	0	0	0	0	0	0	0	0	0	0	0
5.1 Commercial multiple peril (non-liability portion).....	0	0	0	0	0	0	0	0	0	0	0	0
5.2 Commercial multiple peril (liability portion).....	0	0	0	0	0	0	0	0	0	0	0	0
6. Mortgage guaranty.....	0	0	0	0	0	0	0	0	0	0	0	0
8. Ocean marine.....	0	0	0	0	0	0	0	0	0	0	0	0
9. Inland marine.....	0	0	0	0	0	0	0	0	0	0	0	0
10. Financial guaranty.....	0	0	0	0	0	0	0	0	0	0	0	0
11. Medical professional liability.....	0	0	0	0	0	0	0	0	0	0	0	0
12. Earthquake.....	0	0	0	0	0	0	0	0	0	0	0	0
13. Group accident and health (b).....	0	0	0	0	0	0	0	0	0	0	0	0
14. Credit A&H (group and individual).....	0	0	0	0	0	0	0	0	0	0	0	0
15.1 Collectively renewable A&H (b).....	0	0	0	0	0	0	0	0	0	0	0	0
15.2 Non-cancelable A&H (b).....	0	0	0	0	0	0	0	0	0	0	0	0
15.3 Guaranteed renewable A&H (b).....	0	0	0	0	0	0	0	0	0	0	0	0
15.4 Non-renewable for stated reasons only (b).....	0	0	0	0	0	0	0	0	0	0	0	0
15.5 Other accident only.....	0	0	0	0	0	0	0	0	0	0	0	0
15.6 Medicare Title XVIII exempt from state taxes or fees.....	0	0	0	0	0	0	0	0	0	0	0	0
15.7 All other A&H (b).....	0	0	0	0	0	0	0	0	0	0	0	0
15.8 Federal employees health benefits plan premium.....	0	0	0	0	0	0	0	0	0	0	0	0
16. Workers' compensation.....	0	0	0	0	0	0	0	0	0	0	0	0
17.1 Other liability-occurrence.....	0	0	0	0	0	0	0	0	0	0	0	0
17.2 Other liability-claims-made.....	0	0	0	0	0	0	0	0	0	0	0	0
17.3 Excess workers' compensation.....	0	0	0	0	0	0	0	0	0	0	0	0
18. Products liability.....	0	0	0	0	0	0	0	0	0	0	0	0
19.1 Private passenger auto no-fault (personal injury protection).....	0	0	0	0	0	0	0	0	0	0	0	0
19.2 Other private passenger auto liability.....	0	0	0	0	0	0	0	0	0	0	0	0
19.3 Commercial auto no-fault (personal injury protection).....	0	0	0	0	0	0	0	0	0	0	0	0
19.4 Other commercial auto liability.....	0	0	0	0	0	0	0	0	0	0	0	0
21.1 Private passenger auto physical damage.....	0	0	0	0	0	0	0	0	0	0	0	0
21.2 Commercial auto physical damage.....	0	0	0	0	0	0	0	0	0	0	0	0
22. Aircraft (all perils).....	0	0	0	0	0	0	0	0	0	0	0	0
23. Fidelity.....	0	0	0	0	0	0	0	0	0	0	0	0
24. Surety.....	0	0	0	0	0	0	0	0	0	0	0	0
26. Burglary and theft.....	0	0	0	0	0	0	0	0	0	0	0	0
27. Boiler and machinery.....	0	0	0	0	0	0	0	0	0	0	0	0
28. Credit.....	0	0	0	0	0	0	0	0	0	0	0	0
30. Warranty.....	0	0	0	0	0	0	0	0	0	0	0	0
34. Aggregate write-ins for other lines of business.....	0	0	0	0	0	0	0	0	0	0	0	0
35. TOTALS (a).....	0	0	0	0	0	0	0	0	0	0	0	0

DETAILS OF WRITE-INS

3401.	0	0	0	0	0	0	0	0	0	0	0	0
3402.	0	0	0	0	0	0	0	0	0	0	0	0
3403.	0	0	0	0	0	0	0	0	0	0	0	0
3498. Summary of remaining write-ins for Line 34 from overflow page.....	0	0	0	0	0	0	0	0	0	0	0	0
3499. TOTALS (Lines 3401 through 3403 plus 3498) (Line 34 above).....	0	0	0	0	0	0	0	0	0	0	0	0

(a) Finance and service charges not included in Lines 1 to 35 \$.....0.
(b) For health business on indicated lines report: Number of persons insured under PPO managed care products.....0 and number of persons insured under indemnity only products.....0.

EXHIBIT OF PREMIUMS AND LOSSES (Statutory Page 14)



NAIC Group Code....0468 NAIC Company Code....10952

BUSINESS IN Other Alien # 3 DURING THE YEAR

Line of Business	Gross Premiums, Including Policy and Membership Fees, Less Return Premiums and Premiums on Policies not Taken		3 Dividends Paid or Credited to Policyholders on Direct Business	4 Direct Unearned Premium Reserves	5 Direct Losses Paid (deducting salvage)	6 Direct Losses Incurred	7 Direct Losses Unpaid	8 Direct Defense and Cost Containment Expense Paid	9 Direct Defense and Cost Containment Expense Incurred	10 Direct Defense and Cost Containment Expense Unpaid	11 Commissions and Brokerage Expenses	12 Taxes, Licenses and Fees
	1 Direct Premiums Written	2 Direct Premiums Earned										
1. Fire.....	0	0	0	0	0	0	0	0	0	0	0	0
2.1 Allied lines.....	0	0	0	0	0	0	0	0	0	0	0	0
2.2 Multiple peril crop.....	0	0	0	0	0	0	0	0	0	0	0	0
2.3 Federal flood.....	0	0	0	0	0	0	0	0	0	0	0	0
2.4 Private crop.....	0	0	0	0	0	0	0	0	0	0	0	0
2.5 Private flood.....	0	0	0	0	0	0	0	0	0	0	0	0
3. Farmowners multiple peril.....	0	0	0	0	0	0	0	0	0	0	0	0
4. Homeowners multiple peril.....	0	0	0	0	0	0	0	0	0	0	0	0
5.1 Commercial multiple peril (non-liability portion).....	0	0	0	0	0	0	0	0	0	0	0	0
5.2 Commercial multiple peril (liability portion).....	0	0	0	0	0	0	0	0	0	0	0	0
6. Mortgage guaranty.....	0	0	0	0	0	0	0	0	0	0	0	0
8. Ocean marine.....	0	0	0	0	0	0	0	0	0	0	0	0
9. Inland marine.....	0	0	0	0	0	0	0	0	0	0	0	0
10. Financial guaranty.....	0	0	0	0	0	0	0	0	0	0	0	0
11. Medical professional liability.....	0	0	0	0	0	0	0	0	0	0	0	0
12. Earthquake.....	0	0	0	0	0	0	0	0	0	0	0	0
13. Group accident and health (b).....	0	0	0	0	0	0	0	0	0	0	0	0
14. Credit A&H (group and individual).....	0	0	0	0	0	0	0	0	0	0	0	0
15.1 Collectively renewable A&H (b).....	0	0	0	0	0	0	0	0	0	0	0	0
15.2 Non-cancelable A&H (b).....	0	0	0	0	0	0	0	0	0	0	0	0
15.3 Guaranteed renewable A&H (b).....	0	0	0	0	0	0	0	0	0	0	0	0
15.4 Non-renewable for stated reasons only (b).....	0	0	0	0	0	0	0	0	0	0	0	0
15.5 Other accident only.....	0	0	0	0	0	0	0	0	0	0	0	0
15.6 Medicare Title XVIII exempt from state taxes or fees.....	0	0	0	0	0	0	0	0	0	0	0	0
15.7 All other A&H (b).....	0	0	0	0	0	0	0	0	0	0	0	0
15.8 Federal employees health benefits plan premium.....	0	0	0	0	0	0	0	0	0	0	0	0
16. Workers' compensation.....	0	0	0	0	0	0	0	0	0	0	0	0
17.1 Other liability-occurrence.....	0	0	0	0	0	0	0	0	0	0	0	0
17.2 Other liability-claims-made.....	0	0	0	0	0	0	0	0	0	0	0	0
17.3 Excess workers' compensation.....	0	0	0	0	0	0	0	0	0	0	0	0
18. Products liability.....	0	0	0	0	0	0	0	0	0	0	0	0
19.1 Private passenger auto no-fault (personal injury protection).....	0	0	0	0	0	0	0	0	0	0	0	0
19.2 Other private passenger auto liability.....	0	0	0	0	0	0	0	0	0	0	0	0
19.3 Commercial auto no-fault (personal injury protection).....	0	0	0	0	0	0	0	0	0	0	0	0
19.4 Other commercial auto liability.....	0	0	0	0	0	0	0	0	0	0	0	0
21.1 Private passenger auto physical damage.....	0	0	0	0	0	0	0	0	0	0	0	0
21.2 Commercial auto physical damage.....	0	0	0	0	0	0	0	0	0	0	0	0
22. Aircraft (all perils).....	0	0	0	0	0	0	0	0	0	0	0	0
23. Fidelity.....	0	0	0	0	0	0	0	0	0	0	0	0
24. Surety.....	0	0	0	0	0	0	0	0	0	0	0	0
26. Burglary and theft.....	0	0	0	0	0	0	0	0	0	0	0	0
27. Boiler and machinery.....	0	0	0	0	0	0	0	0	0	0	0	0
28. Credit.....	0	0	0	0	0	0	0	0	0	0	0	0
30. Warranty.....	0	0	0	0	0	0	0	0	0	0	0	0
34. Aggregate write-ins for other lines of business.....	0	0	0	0	0	0	0	0	0	0	0	0
35. TOTALS (a).....	0	0	0	0	0	0	0	0	0	0	0	0

DETAILS OF WRITE-INS

3401.	0	0	0	0	0	0	0	0	0	0	0	0
3402.	0	0	0	0	0	0	0	0	0	0	0	0
3403.	0	0	0	0	0	0	0	0	0	0	0	0
3498. Summary of remaining write-ins for Line 34 from overflow page.....	0	0	0	0	0	0	0	0	0	0	0	0
3499. TOTALS (Lines 3401 through 3403 plus 3498) (Line 34 above).....	0	0	0	0	0	0	0	0	0	0	0	0

(a) Finance and service charges not included in Lines 1 to 35 \$.....0.

(b) For health business on indicated lines report: Number of persons insured under PPO managed care products.....0 and number of persons insured under indemnity only products.....0.

EXHIBIT OF PREMIUMS AND LOSSES (Statutory Page 14)



NAIC Group Code....0468 NAIC Company Code....10952

BUSINESS IN Other Alien # 4 DURING THE YEAR

Line of Business	Gross Premiums, Including Policy and Membership Fees, Less Return Premiums and Premiums on Policies not Taken		3 Dividends Paid or Credited to Policyholders on Direct Business	4 Direct Unearned Premium Reserves	5 Direct Losses Paid (deducting salvage)	6 Direct Losses Incurred	7 Direct Losses Unpaid	8 Direct Defense and Cost Containment Expense Paid	9 Direct Defense and Cost Containment Expense Incurred	10 Direct Defense and Cost Containment Expense Unpaid	11 Commissions and Brokerage Expenses	12 Taxes, Licenses and Fees
	1 Direct Premiums Written	2 Direct Premiums Earned										
1. Fire.....	0	0	0	0	0	0	0	0	0	0	0	0
2.1 Allied lines.....	0	0	0	0	0	0	0	0	0	0	0	0
2.2 Multiple peril crop.....	0	0	0	0	0	0	0	0	0	0	0	0
2.3 Federal flood.....	0	0	0	0	0	0	0	0	0	0	0	0
2.4 Private crop.....	0	0	0	0	0	0	0	0	0	0	0	0
2.5 Private flood.....	0	0	0	0	0	0	0	0	0	0	0	0
3. Farmowners multiple peril.....	0	0	0	0	0	0	0	0	0	0	0	0
4. Homeowners multiple peril.....	0	0	0	0	0	0	0	0	0	0	0	0
5.1 Commercial multiple peril (non-liability portion).....	0	0	0	0	0	0	0	0	0	0	0	0
5.2 Commercial multiple peril (liability portion).....	0	0	0	0	0	0	0	0	0	0	0	0
6. Mortgage guaranty.....	0	0	0	0	0	0	0	0	0	0	0	0
8. Ocean marine.....	0	0	0	0	0	0	0	0	0	0	0	0
9. Inland marine.....	0	0	0	0	0	0	0	0	0	0	0	0
10. Financial guaranty.....	0	0	0	0	0	0	0	0	0	0	0	0
11. Medical professional liability.....	0	0	0	0	0	0	0	0	0	0	0	0
12. Earthquake.....	0	0	0	0	0	0	0	0	0	0	0	0
13. Group accident and health (b).....	0	0	0	0	0	0	0	0	0	0	0	0
14. Credit A&H (group and individual).....	0	0	0	0	0	0	0	0	0	0	0	0
15.1 Collectively renewable A&H (b).....	0	0	0	0	0	0	0	0	0	0	0	0
15.2 Non-cancelable A&H (b).....	0	0	0	0	0	0	0	0	0	0	0	0
15.3 Guaranteed renewable A&H (b).....	0	0	0	0	0	0	0	0	0	0	0	0
15.4 Non-renewable for stated reasons only (b).....	0	0	0	0	0	0	0	0	0	0	0	0
15.5 Other accident only.....	0	0	0	0	0	0	0	0	0	0	0	0
15.6 Medicare Title XVIII exempt from state taxes or fees.....	0	0	0	0	0	0	0	0	0	0	0	0
15.7 All other A&H (b).....	0	0	0	0	0	0	0	0	0	0	0	0
15.8 Federal employees health benefits plan premium.....	0	0	0	0	0	0	0	0	0	0	0	0
16. Workers' compensation.....	0	0	0	0	0	0	0	0	0	0	0	0
17.1 Other liability-occurrence.....	0	0	0	0	0	0	0	0	0	0	0	0
17.2 Other liability-claims-made.....	0	0	0	0	0	0	0	0	0	0	0	0
17.3 Excess workers' compensation.....	0	0	0	0	0	0	0	0	0	0	0	0
18. Products liability.....	0	0	0	0	0	0	0	0	0	0	0	0
19.1 Private passenger auto no-fault (personal injury protection).....	0	0	0	0	0	0	0	0	0	0	0	0
19.2 Other private passenger auto liability.....	0	0	0	0	0	0	0	0	0	0	0	0
19.3 Commercial auto no-fault (personal injury protection).....	0	0	0	0	0	0	0	0	0	0	0	0
19.4 Other commercial auto liability.....	0	0	0	0	0	0	0	0	0	0	0	0
21.1 Private passenger auto physical damage.....	0	0	0	0	0	0	0	0	0	0	0	0
21.2 Commercial auto physical damage.....	0	0	0	0	0	0	0	0	0	0	0	0
22. Aircraft (all perils).....	0	0	0	0	0	0	0	0	0	0	0	0
23. Fidelity.....	0	0	0	0	0	0	0	0	0	0	0	0
24. Surety.....	0	0	0	0	0	0	0	0	0	0	0	0
26. Burglary and theft.....	0	0	0	0	0	0	0	0	0	0	0	0
27. Boiler and machinery.....	0	0	0	0	0	0	0	0	0	0	0	0
28. Credit.....	0	0	0	0	0	0	0	0	0	0	0	0
30. Warranty.....	0	0	0	0	0	0	0	0	0	0	0	0
34. Aggregate write-ins for other lines of business.....	0	0	0	0	0	0	0	0	0	0	0	0
35. TOTALS (a).....	0	0	0	0	0	0	0	0	0	0	0	0

DETAILS OF WRITE-INS

3401.	0	0	0	0	0	0	0	0	0	0	0	0
3402.	0	0	0	0	0	0	0	0	0	0	0	0
3403.	0	0	0	0	0	0	0	0	0	0	0	0
3498. Summary of remaining write-ins for Line 34 from overflow page.....	0	0	0	0	0	0	0	0	0	0	0	0
3499. TOTALS (Lines 3401 through 3403 plus 3498) (Line 34 above).....	0	0	0	0	0	0	0	0	0	0	0	0

(a) Finance and service charges not included in Lines 1 to 35 \$.....0.

(b) For health business on indicated lines report: Number of persons insured under PPO managed care products.....0 and number of persons insured under indemnity only products.....0.

EXHIBIT OF PREMIUMS AND LOSSES (Statutory Page 14)



NAIC Group Code....0468 NAIC Company Code....10952

BUSINESS IN Other Alien # 5 DURING THE YEAR

Line of Business	Gross Premiums, Including Policy and Membership Fees, Less Return Premiums and Premiums on Policies not Taken		3 Dividends Paid or Credited to Policyholders on Direct Business	4 Direct Unearned Premium Reserves	5 Direct Losses Paid (deducting salvage)	6 Direct Losses Incurred	7 Direct Losses Unpaid	8 Direct Defense and Cost Containment Expense Paid	9 Direct Defense and Cost Containment Expense Incurred	10 Direct Defense and Cost Containment Expense Unpaid	11 Commissions and Brokerage Expenses	12 Taxes, Licenses and Fees
	1 Direct Premiums Written	2 Direct Premiums Earned										
1. Fire.....	0	0	0	0	0	0	0	0	0	0	0	0
2.1 Allied lines.....	0	0	0	0	0	0	0	0	0	0	0	0
2.2 Multiple peril crop.....	0	0	0	0	0	0	0	0	0	0	0	0
2.3 Federal flood.....	0	0	0	0	0	0	0	0	0	0	0	0
2.4 Private crop.....	0	0	0	0	0	0	0	0	0	0	0	0
2.5 Private flood.....	0	0	0	0	0	0	0	0	0	0	0	0
3. Farmowners multiple peril.....	0	0	0	0	0	0	0	0	0	0	0	0
4. Homeowners multiple peril.....	0	0	0	0	0	0	0	0	0	0	0	0
5.1 Commercial multiple peril (non-liability portion).....	0	0	0	0	0	0	0	0	0	0	0	0
5.2 Commercial multiple peril (liability portion).....	0	0	0	0	0	0	0	0	0	0	0	0
6. Mortgage guaranty.....	0	0	0	0	0	0	0	0	0	0	0	0
8. Ocean marine.....	0	0	0	0	0	0	0	0	0	0	0	0
9. Inland marine.....	0	0	0	0	0	0	0	0	0	0	0	0
10. Financial guaranty.....	0	0	0	0	0	0	0	0	0	0	0	0
11. Medical professional liability.....	0	0	0	0	0	0	0	0	0	0	0	0
12. Earthquake.....	0	0	0	0	0	0	0	0	0	0	0	0
13. Group accident and health (b).....	0	0	0	0	0	0	0	0	0	0	0	0
14. Credit A&H (group and individual).....	0	0	0	0	0	0	0	0	0	0	0	0
15.1 Collectively renewable A&H (b).....	0	0	0	0	0	0	0	0	0	0	0	0
15.2 Non-cancelable A&H (b).....	0	0	0	0	0	0	0	0	0	0	0	0
15.3 Guaranteed renewable A&H (b).....	0	0	0	0	0	0	0	0	0	0	0	0
15.4 Non-renewable for stated reasons only (b).....	0	0	0	0	0	0	0	0	0	0	0	0
15.5 Other accident only.....	0	0	0	0	0	0	0	0	0	0	0	0
15.6 Medicare Title XVIII exempt from state taxes or fees.....	0	0	0	0	0	0	0	0	0	0	0	0
15.7 All other A&H (b).....	0	0	0	0	0	0	0	0	0	0	0	0
15.8 Federal employees health benefits plan premium.....	0	0	0	0	0	0	0	0	0	0	0	0
16. Workers' compensation.....	0	0	0	0	0	0	0	0	0	0	0	0
17.1 Other liability-occurrence.....	0	0	0	0	0	0	0	0	0	0	0	0
17.2 Other liability-claims-made.....	0	0	0	0	0	0	0	0	0	0	0	0
17.3 Excess workers' compensation.....	0	0	0	0	0	0	0	0	0	0	0	0
18. Products liability.....	0	0	0	0	0	0	0	0	0	0	0	0
19.1 Private passenger auto no-fault (personal injury protection).....	0	0	0	0	0	0	0	0	0	0	0	0
19.2 Other private passenger auto liability.....	0	0	0	0	0	0	0	0	0	0	0	0
19.3 Commercial auto no-fault (personal injury protection).....	0	0	0	0	0	0	0	0	0	0	0	0
19.4 Other commercial auto liability.....	0	0	0	0	0	0	0	0	0	0	0	0
21.1 Private passenger auto physical damage.....	0	0	0	0	0	0	0	0	0	0	0	0
21.2 Commercial auto physical damage.....	0	0	0	0	0	0	0	0	0	0	0	0
22. Aircraft (all perils).....	0	0	0	0	0	0	0	0	0	0	0	0
23. Fidelity.....	0	0	0	0	0	0	0	0	0	0	0	0
24. Surety.....	0	0	0	0	0	0	0	0	0	0	0	0
26. Burglary and theft.....	0	0	0	0	0	0	0	0	0	0	0	0
27. Boiler and machinery.....	0	0	0	0	0	0	0	0	0	0	0	0
28. Credit.....	0	0	0	0	0	0	0	0	0	0	0	0
30. Warranty.....	0	0	0	0	0	0	0	0	0	0	0	0
34. Aggregate write-ins for other lines of business.....	0	0	0	0	0	0	0	0	0	0	0	0
35. TOTALS (a).....	0	0	0	0	0	0	0	0	0	0	0	0

DETAILS OF WRITE-INS

3401.	0	0	0	0	0	0	0	0	0	0	0	0
3402.	0	0	0	0	0	0	0	0	0	0	0	0
3403.	0	0	0	0	0	0	0	0	0	0	0	0
3498. Summary of remaining write-ins for Line 34 from overflow page.....	0	0	0	0	0	0	0	0	0	0	0	0
3499. TOTALS (Lines 3401 through 3403 plus 3498) (Line 34 above).....	0	0	0	0	0	0	0	0	0	0	0	0

(a) Finance and service charges not included in Lines 1 to 35 \$.....0.
(b) For health business on indicated lines report: Number of persons insured under PPO managed care products.....0 and number of persons insured under indemnity only products.....0.

EXHIBIT OF PREMIUMS AND LOSSES (Statutory Page 14)



NAIC Group Code....0468 NAIC Company Code....10952

BUSINESS IN Other Alien # 6 DURING THE YEAR

Line of Business	Gross Premiums, Including Policy and Membership Fees, Less Return Premiums and Premiums on Policies not Taken		3 Dividends Paid or Credited to Policyholders on Direct Business	4 Direct Unearned Premium Reserves	5 Direct Losses Paid (deducting salvage)	6 Direct Losses Incurred	7 Direct Losses Unpaid	8 Direct Defense and Cost Containment Expense Paid	9 Direct Defense and Cost Containment Expense Incurred	10 Direct Defense and Cost Containment Expense Unpaid	11 Commissions and Brokerage Expenses	12 Taxes, Licenses and Fees
	1 Direct Premiums Written	2 Direct Premiums Earned										
1. Fire.....	0	0	0	0	0	0	0	0	0	0	0	0
2.1 Allied lines.....	0	0	0	0	0	0	0	0	0	0	0	0
2.2 Multiple peril crop.....	0	0	0	0	0	0	0	0	0	0	0	0
2.3 Federal flood.....	0	0	0	0	0	0	0	0	0	0	0	0
2.4 Private crop.....	0	0	0	0	0	0	0	0	0	0	0	0
2.5 Private flood.....	0	0	0	0	0	0	0	0	0	0	0	0
3. Farmowners multiple peril.....	0	0	0	0	0	0	0	0	0	0	0	0
4. Homeowners multiple peril.....	0	0	0	0	0	0	0	0	0	0	0	0
5.1 Commercial multiple peril (non-liability portion).....	0	0	0	0	0	0	0	0	0	0	0	0
5.2 Commercial multiple peril (liability portion).....	0	0	0	0	0	0	0	0	0	0	0	0
6. Mortgage guaranty.....	0	0	0	0	0	0	0	0	0	0	0	0
8. Ocean marine.....	0	0	0	0	0	0	0	0	0	0	0	0
9. Inland marine.....	0	0	0	0	0	0	0	0	0	0	0	0
10. Financial guaranty.....	0	0	0	0	0	0	0	0	0	0	0	0
11. Medical professional liability.....	0	0	0	0	0	0	0	0	0	0	0	0
12. Earthquake.....	0	0	0	0	0	0	0	0	0	0	0	0
13. Group accident and health (b).....	0	0	0	0	0	0	0	0	0	0	0	0
14. Credit A&H (group and individual).....	0	0	0	0	0	0	0	0	0	0	0	0
15.1 Collectively renewable A&H (b).....	0	0	0	0	0	0	0	0	0	0	0	0
15.2 Non-cancelable A&H (b).....	0	0	0	0	0	0	0	0	0	0	0	0
15.3 Guaranteed renewable A&H (b).....	0	0	0	0	0	0	0	0	0	0	0	0
15.4 Non-renewable for stated reasons only (b).....	0	0	0	0	0	0	0	0	0	0	0	0
15.5 Other accident only.....	0	0	0	0	0	0	0	0	0	0	0	0
15.6 Medicare Title XVIII exempt from state taxes or fees.....	0	0	0	0	0	0	0	0	0	0	0	0
15.7 All other A&H (b).....	0	0	0	0	0	0	0	0	0	0	0	0
15.8 Federal employees health benefits plan premium.....	0	0	0	0	0	0	0	0	0	0	0	0
16. Workers' compensation.....	0	0	0	0	0	0	0	0	0	0	0	0
17.1 Other liability-occurrence.....	0	0	0	0	0	0	0	0	0	0	0	0
17.2 Other liability-claims-made.....	0	0	0	0	0	0	0	0	0	0	0	0
17.3 Excess workers' compensation.....	0	0	0	0	0	0	0	0	0	0	0	0
18. Products liability.....	0	0	0	0	0	0	0	0	0	0	0	0
19.1 Private passenger auto no-fault (personal injury protection).....	0	0	0	0	0	0	0	0	0	0	0	0
19.2 Other private passenger auto liability.....	0	0	0	0	0	0	0	0	0	0	0	0
19.3 Commercial auto no-fault (personal injury protection).....	0	0	0	0	0	0	0	0	0	0	0	0
19.4 Other commercial auto liability.....	0	0	0	0	0	0	0	0	0	0	0	0
21.1 Private passenger auto physical damage.....	0	0	0	0	0	0	0	0	0	0	0	0
21.2 Commercial auto physical damage.....	0	0	0	0	0	0	0	0	0	0	0	0
22. Aircraft (all perils).....	0	0	0	0	0	0	0	0	0	0	0	0
23. Fidelity.....	0	0	0	0	0	0	0	0	0	0	0	0
24. Surety.....	0	0	0	0	0	0	0	0	0	0	0	0
26. Burglary and theft.....	0	0	0	0	0	0	0	0	0	0	0	0
27. Boiler and machinery.....	0	0	0	0	0	0	0	0	0	0	0	0
28. Credit.....	0	0	0	0	0	0	0	0	0	0	0	0
30. Warranty.....	0	0	0	0	0	0	0	0	0	0	0	0
34. Aggregate write-ins for other lines of business.....	0	0	0	0	0	0	0	0	0	0	0	0
35. TOTALS (a).....	0	0	0	0	0	0	0	0	0	0	0	0

DETAILS OF WRITE-INS

3401.	0	0	0	0	0	0	0	0	0	0	0	0
3402.	0	0	0	0	0	0	0	0	0	0	0	0
3403.	0	0	0	0	0	0	0	0	0	0	0	0
3498. Summary of remaining write-ins for Line 34 from overflow page.....	0	0	0	0	0	0	0	0	0	0	0	0
3499. TOTALS (Lines 3401 through 3403 plus 3498) (Line 34 above).....	0	0	0	0	0	0	0	0	0	0	0	0

(a) Finance and service charges not included in Lines 1 to 35 \$.....0.
(b) For health business on indicated lines report: Number of persons insured under PPO managed care products.....0 and number of persons insured under indemnity only products.....0.

EXHIBIT OF PREMIUMS AND LOSSES (Statutory Page 14)



NAIC Group Code....0468 NAIC Company Code....10952

BUSINESS IN Other Alien # 7 DURING THE YEAR

Line of Business	Gross Premiums, Including Policy and Membership Fees, Less Return Premiums and Premiums on Policies not Taken		3 Dividends Paid or Credited to Policyholders on Direct Business	4 Direct Unearned Premium Reserves	5 Direct Losses Paid (deducting salvage)	6 Direct Losses Incurred	7 Direct Losses Unpaid	8 Direct Defense and Cost Containment Expense Paid	9 Direct Defense and Cost Containment Expense Incurred	10 Direct Defense and Cost Containment Expense Unpaid	11 Commissions and Brokerage Expenses	12 Taxes, Licenses and Fees
	1 Direct Premiums Written	2 Direct Premiums Earned										
1. Fire.....	0	0	0	0	0	0	0	0	0	0	0	0
2.1 Allied lines.....	0	0	0	0	0	0	0	0	0	0	0	0
2.2 Multiple peril crop.....	0	0	0	0	0	0	0	0	0	0	0	0
2.3 Federal flood.....	0	0	0	0	0	0	0	0	0	0	0	0
2.4 Private crop.....	0	0	0	0	0	0	0	0	0	0	0	0
2.5 Private flood.....	0	0	0	0	0	0	0	0	0	0	0	0
3. Farmowners multiple peril.....	0	0	0	0	0	0	0	0	0	0	0	0
4. Homeowners multiple peril.....	0	0	0	0	0	0	0	0	0	0	0	0
5.1 Commercial multiple peril (non-liability portion).....	0	0	0	0	0	0	0	0	0	0	0	0
5.2 Commercial multiple peril (liability portion).....	0	0	0	0	0	0	0	0	0	0	0	0
6. Mortgage guaranty.....	0	0	0	0	0	0	0	0	0	0	0	0
8. Ocean marine.....	0	0	0	0	0	0	0	0	0	0	0	0
9. Inland marine.....	0	0	0	0	0	0	0	0	0	0	0	0
10. Financial guaranty.....	0	0	0	0	0	0	0	0	0	0	0	0
11. Medical professional liability.....	0	0	0	0	0	0	0	0	0	0	0	0
12. Earthquake.....	0	0	0	0	0	0	0	0	0	0	0	0
13. Group accident and health (b).....	0	0	0	0	0	0	0	0	0	0	0	0
14. Credit A&H (group and individual).....	0	0	0	0	0	0	0	0	0	0	0	0
15.1 Collectively renewable A&H (b).....	0	0	0	0	0	0	0	0	0	0	0	0
15.2 Non-cancelable A&H (b).....	0	0	0	0	0	0	0	0	0	0	0	0
15.3 Guaranteed renewable A&H (b).....	0	0	0	0	0	0	0	0	0	0	0	0
15.4 Non-renewable for stated reasons only (b).....	0	0	0	0	0	0	0	0	0	0	0	0
15.5 Other accident only.....	0	0	0	0	0	0	0	0	0	0	0	0
15.6 Medicare Title XVIII exempt from state taxes or fees.....	0	0	0	0	0	0	0	0	0	0	0	0
15.7 All other A&H (b).....	0	0	0	0	0	0	0	0	0	0	0	0
15.8 Federal employees health benefits plan premium.....	0	0	0	0	0	0	0	0	0	0	0	0
16. Workers' compensation.....	0	0	0	0	0	0	0	0	0	0	0	0
17.1 Other liability-occurrence.....	0	0	0	0	0	0	0	0	0	0	0	0
17.2 Other liability-claims-made.....	0	0	0	0	0	0	0	0	0	0	0	0
17.3 Excess workers' compensation.....	0	0	0	0	0	0	0	0	0	0	0	0
18. Products liability.....	0	0	0	0	0	0	0	0	0	0	0	0
19.1 Private passenger auto no-fault (personal injury protection).....	0	0	0	0	0	0	0	0	0	0	0	0
19.2 Other private passenger auto liability.....	0	0	0	0	0	0	0	0	0	0	0	0
19.3 Commercial auto no-fault (personal injury protection).....	0	0	0	0	0	0	0	0	0	0	0	0
19.4 Other commercial auto liability.....	0	0	0	0	0	0	0	0	0	0	0	0
21.1 Private passenger auto physical damage.....	0	0	0	0	0	0	0	0	0	0	0	0
21.2 Commercial auto physical damage.....	0	0	0	0	0	0	0	0	0	0	0	0
22. Aircraft (all perils).....	0	0	0	0	0	0	0	0	0	0	0	0
23. Fidelity.....	0	0	0	0	0	0	0	0	0	0	0	0
24. Surety.....	0	0	0	0	0	0	0	0	0	0	0	0
26. Burglary and theft.....	0	0	0	0	0	0	0	0	0	0	0	0
27. Boiler and machinery.....	0	0	0	0	0	0	0	0	0	0	0	0
28. Credit.....	0	0	0	0	0	0	0	0	0	0	0	0
30. Warranty.....	0	0	0	0	0	0	0	0	0	0	0	0
34. Aggregate write-ins for other lines of business.....	0	0	0	0	0	0	0	0	0	0	0	0
35. TOTALS (a).....	0	0	0	0	0	0	0	0	0	0	0	0

DETAILS OF WRITE-INS

3401.	0	0	0	0	0	0	0	0	0	0	0	0
3402.	0	0	0	0	0	0	0	0	0	0	0	0
3403.	0	0	0	0	0	0	0	0	0	0	0	0
3498. Summary of remaining write-ins for Line 34 from overflow page.....	0	0	0	0	0	0	0	0	0	0	0	0
3499. TOTALS (Lines 3401 through 3403 plus 3498) (Line 34 above).....	0	0	0	0	0	0	0	0	0	0	0	0

(a) Finance and service charges not included in Lines 1 to 35 \$.....0.

(b) For health business on indicated lines report: Number of persons insured under PPO managed care products.....0 and number of persons insured under indemnity only products.....0.

EXHIBIT OF PREMIUMS AND LOSSES (Statutory Page 14)



NAIC Group Code....0468 NAIC Company Code....10952

BUSINESS IN Other Alien # 8 DURING THE YEAR

Line of Business	Gross Premiums, Including Policy and Membership Fees, Less Return Premiums and Premiums on Policies not Taken		3 Dividends Paid or Credited to Policyholders on Direct Business	4 Direct Unearned Premium Reserves	5 Direct Losses Paid (deducting salvage)	6 Direct Losses Incurred	7 Direct Losses Unpaid	8 Direct Defense and Cost Containment Expense Paid	9 Direct Defense and Cost Containment Expense Incurred	10 Direct Defense and Cost Containment Expense Unpaid	11 Commissions and Brokerage Expenses	12 Taxes, Licenses and Fees
	1 Direct Premiums Written	2 Direct Premiums Earned										
1. Fire.....	0	0	0	0	0	0	0	0	0	0	0	0
2.1 Allied lines.....	0	0	0	0	0	0	0	0	0	0	0	0
2.2 Multiple peril crop.....	0	0	0	0	0	0	0	0	0	0	0	0
2.3 Federal flood.....	0	0	0	0	0	0	0	0	0	0	0	0
2.4 Private crop.....	0	0	0	0	0	0	0	0	0	0	0	0
2.5 Private flood.....	0	0	0	0	0	0	0	0	0	0	0	0
3. Farmowners multiple peril.....	0	0	0	0	0	0	0	0	0	0	0	0
4. Homeowners multiple peril.....	0	0	0	0	0	0	0	0	0	0	0	0
5.1 Commercial multiple peril (non-liability portion).....	0	0	0	0	0	0	0	0	0	0	0	0
5.2 Commercial multiple peril (liability portion).....	0	0	0	0	0	0	0	0	0	0	0	0
6. Mortgage guaranty.....	0	0	0	0	0	0	0	0	0	0	0	0
8. Ocean marine.....	0	0	0	0	0	0	0	0	0	0	0	0
9. Inland marine.....	0	0	0	0	0	0	0	0	0	0	0	0
10. Financial guaranty.....	0	0	0	0	0	0	0	0	0	0	0	0
11. Medical professional liability.....	0	0	0	0	0	0	0	0	0	0	0	0
12. Earthquake.....	0	0	0	0	0	0	0	0	0	0	0	0
13. Group accident and health (b).....	0	0	0	0	0	0	0	0	0	0	0	0
14. Credit A&H (group and individual).....	0	0	0	0	0	0	0	0	0	0	0	0
15.1 Collectively renewable A&H (b).....	0	0	0	0	0	0	0	0	0	0	0	0
15.2 Non-cancelable A&H (b).....	0	0	0	0	0	0	0	0	0	0	0	0
15.3 Guaranteed renewable A&H (b).....	0	0	0	0	0	0	0	0	0	0	0	0
15.4 Non-renewable for stated reasons only (b).....	0	0	0	0	0	0	0	0	0	0	0	0
15.5 Other accident only.....	0	0	0	0	0	0	0	0	0	0	0	0
15.6 Medicare Title XVIII exempt from state taxes or fees.....	0	0	0	0	0	0	0	0	0	0	0	0
15.7 All other A&H (b).....	0	0	0	0	0	0	0	0	0	0	0	0
15.8 Federal employees health benefits plan premium.....	0	0	0	0	0	0	0	0	0	0	0	0
16. Workers' compensation.....	0	0	0	0	0	0	0	0	0	0	0	0
17.1 Other liability-occurrence.....	0	0	0	0	0	0	0	0	0	0	0	0
17.2 Other liability-claims-made.....	0	0	0	0	0	0	0	0	0	0	0	0
17.3 Excess workers' compensation.....	0	0	0	0	0	0	0	0	0	0	0	0
18. Products liability.....	0	0	0	0	0	0	0	0	0	0	0	0
19.1 Private passenger auto no-fault (personal injury protection).....	0	0	0	0	0	0	0	0	0	0	0	0
19.2 Other private passenger auto liability.....	0	0	0	0	0	0	0	0	0	0	0	0
19.3 Commercial auto no-fault (personal injury protection).....	0	0	0	0	0	0	0	0	0	0	0	0
19.4 Other commercial auto liability.....	0	0	0	0	0	0	0	0	0	0	0	0
21.1 Private passenger auto physical damage.....	0	0	0	0	0	0	0	0	0	0	0	0
21.2 Commercial auto physical damage.....	0	0	0	0	0	0	0	0	0	0	0	0
22. Aircraft (all perils).....	0	0	0	0	0	0	0	0	0	0	0	0
23. Fidelity.....	0	0	0	0	0	0	0	0	0	0	0	0
24. Surety.....	0	0	0	0	0	0	0	0	0	0	0	0
26. Burglary and theft.....	0	0	0	0	0	0	0	0	0	0	0	0
27. Boiler and machinery.....	0	0	0	0	0	0	0	0	0	0	0	0
28. Credit.....	0	0	0	0	0	0	0	0	0	0	0	0
30. Warranty.....	0	0	0	0	0	0	0	0	0	0	0	0
34. Aggregate write-ins for other lines of business.....	0	0	0	0	0	0	0	0	0	0	0	0
35. TOTALS (a).....	0	0	0	0	0	0	0	0	0	0	0	0

DETAILS OF WRITE-INS

3401.	0	0	0	0	0	0	0	0	0	0	0	0
3402.	0	0	0	0	0	0	0	0	0	0	0	0
3403.	0	0	0	0	0	0	0	0	0	0	0	0
3498. Summary of remaining write-ins for Line 34 from overflow page.....	0	0	0	0	0	0	0	0	0	0	0	0
3499. TOTALS (Lines 3401 through 3403 plus 3498) (Line 34 above).....	0	0	0	0	0	0	0	0	0	0	0	0

(a) Finance and service charges not included in Lines 1 to 35 \$.....0.
(b) For health business on indicated lines report: Number of persons insured under PPO managed care products.....0 and number of persons insured under indemnity only products.....0.

EXHIBIT OF PREMIUMS AND LOSSES (Statutory Page 14)



NAIC Group Code....0468 NAIC Company Code....10952

BUSINESS IN Other Alien # 9 DURING THE YEAR

Line of Business	Gross Premiums, Including Policy and Membership Fees, Less Return Premiums and Premiums on Policies not Taken		3 Dividends Paid or Credited to Policyholders on Direct Business	4 Direct Unearned Premium Reserves	5 Direct Losses Paid (deducting salvage)	6 Direct Losses Incurred	7 Direct Losses Unpaid	8 Direct Defense and Cost Containment Expense Paid	9 Direct Defense and Cost Containment Expense Incurred	10 Direct Defense and Cost Containment Expense Unpaid	11 Commissions and Brokerage Expenses	12 Taxes, Licenses and Fees
	1 Direct Premiums Written	2 Direct Premiums Earned										
1. Fire.....	0	0	0	0	0	0	0	0	0	0	0	0
2.1 Allied lines.....	0	0	0	0	0	0	0	0	0	0	0	0
2.2 Multiple peril crop.....	0	0	0	0	0	0	0	0	0	0	0	0
2.3 Federal flood.....	0	0	0	0	0	0	0	0	0	0	0	0
2.4 Private crop.....	0	0	0	0	0	0	0	0	0	0	0	0
2.5 Private flood.....	0	0	0	0	0	0	0	0	0	0	0	0
3. Farmowners multiple peril.....	0	0	0	0	0	0	0	0	0	0	0	0
4. Homeowners multiple peril.....	0	0	0	0	0	0	0	0	0	0	0	0
5.1 Commercial multiple peril (non-liability portion).....	0	0	0	0	0	0	0	0	0	0	0	0
5.2 Commercial multiple peril (liability portion).....	0	0	0	0	0	0	0	0	0	0	0	0
6. Mortgage guaranty.....	0	0	0	0	0	0	0	0	0	0	0	0
8. Ocean marine.....	0	0	0	0	0	0	0	0	0	0	0	0
9. Inland marine.....	0	0	0	0	0	0	0	0	0	0	0	0
10. Financial guaranty.....	0	0	0	0	0	0	0	0	0	0	0	0
11. Medical professional liability.....	0	0	0	0	0	0	0	0	0	0	0	0
12. Earthquake.....	0	0	0	0	0	0	0	0	0	0	0	0
13. Group accident and health (b).....	0	0	0	0	0	0	0	0	0	0	0	0
14. Credit A&H (group and individual).....	0	0	0	0	0	0	0	0	0	0	0	0
15.1 Collectively renewable A&H (b).....	0	0	0	0	0	0	0	0	0	0	0	0
15.2 Non-cancelable A&H (b).....	0	0	0	0	0	0	0	0	0	0	0	0
15.3 Guaranteed renewable A&H (b).....	0	0	0	0	0	0	0	0	0	0	0	0
15.4 Non-renewable for stated reasons only (b).....	0	0	0	0	0	0	0	0	0	0	0	0
15.5 Other accident only.....	0	0	0	0	0	0	0	0	0	0	0	0
15.6 Medicare Title XVIII exempt from state taxes or fees.....	0	0	0	0	0	0	0	0	0	0	0	0
15.7 All other A&H (b).....	0	0	0	0	0	0	0	0	0	0	0	0
15.8 Federal employees health benefits plan premium.....	0	0	0	0	0	0	0	0	0	0	0	0
16. Workers' compensation.....	0	0	0	0	0	0	0	0	0	0	0	0
17.1 Other liability-occurrence.....	0	0	0	0	0	0	0	0	0	0	0	0
17.2 Other liability-claims-made.....	0	0	0	0	0	0	0	0	0	0	0	0
17.3 Excess workers' compensation.....	0	0	0	0	0	0	0	0	0	0	0	0
18. Products liability.....	0	0	0	0	0	0	0	0	0	0	0	0
19.1 Private passenger auto no-fault (personal injury protection).....	0	0	0	0	0	0	0	0	0	0	0	0
19.2 Other private passenger auto liability.....	0	0	0	0	0	0	0	0	0	0	0	0
19.3 Commercial auto no-fault (personal injury protection).....	0	0	0	0	0	0	0	0	0	0	0	0
19.4 Other commercial auto liability.....	0	0	0	0	0	0	0	0	0	0	0	0
21.1 Private passenger auto physical damage.....	0	0	0	0	0	0	0	0	0	0	0	0
21.2 Commercial auto physical damage.....	0	0	0	0	0	0	0	0	0	0	0	0
22. Aircraft (all perils).....	0	0	0	0	0	0	0	0	0	0	0	0
23. Fidelity.....	0	0	0	0	0	0	0	0	0	0	0	0
24. Surety.....	0	0	0	0	0	0	0	0	0	0	0	0
26. Burglary and theft.....	0	0	0	0	0	0	0	0	0	0	0	0
27. Boiler and machinery.....	0	0	0	0	0	0	0	0	0	0	0	0
28. Credit.....	0	0	0	0	0	0	0	0	0	0	0	0
30. Warranty.....	0	0	0	0	0	0	0	0	0	0	0	0
34. Aggregate write-ins for other lines of business.....	0	0	0	0	0	0	0	0	0	0	0	0
35. TOTALS (a).....	0	0	0	0	0	0	0	0	0	0	0	0

DETAILS OF WRITE-INS

3401.	0	0	0	0	0	0	0	0	0	0	0	0
3402.	0	0	0	0	0	0	0	0	0	0	0	0
3403.	0	0	0	0	0	0	0	0	0	0	0	0
3498. Summary of remaining write-ins for Line 34 from overflow page.....	0	0	0	0	0	0	0	0	0	0	0	0
3499. TOTALS (Lines 3401 through 3403 plus 3498) (Line 34 above).....	0	0	0	0	0	0	0	0	0	0	0	0

(a) Finance and service charges not included in Lines 1 to 35 \$.....0.
(b) For health business on indicated lines report: Number of persons insured under PPO managed care products.....0 and number of persons insured under indemnity only products.....0.

EXHIBIT OF PREMIUMS AND LOSSES (Statutory Page 14)



NAIC Group Code....0468 NAIC Company Code....10952

BUSINESS IN Other Alien # 10 DURING THE YEAR

Line of Business	Gross Premiums, Including Policy and Membership Fees, Less Return Premiums and Premiums on Policies not Taken		3 Dividends Paid or Credited to Policyholders on Direct Business	4 Direct Unearned Premium Reserves	5 Direct Losses Paid (deducting salvage)	6 Direct Losses Incurred	7 Direct Losses Unpaid	8 Direct Defense and Cost Containment Expense Paid	9 Direct Defense and Cost Containment Expense Incurred	10 Direct Defense and Cost Containment Expense Unpaid	11 Commissions and Brokerage Expenses	12 Taxes, Licenses and Fees
	1 Direct Premiums Written	2 Direct Premiums Earned										
1. Fire.....	0	0	0	0	0	0	0	0	0	0	0	0
2.1 Allied lines.....	0	0	0	0	0	0	0	0	0	0	0	0
2.2 Multiple peril crop.....	0	0	0	0	0	0	0	0	0	0	0	0
2.3 Federal flood.....	0	0	0	0	0	0	0	0	0	0	0	0
2.4 Private crop.....	0	0	0	0	0	0	0	0	0	0	0	0
2.5 Private flood.....	0	0	0	0	0	0	0	0	0	0	0	0
3. Farmowners multiple peril.....	0	0	0	0	0	0	0	0	0	0	0	0
4. Homeowners multiple peril.....	0	0	0	0	0	0	0	0	0	0	0	0
5.1 Commercial multiple peril (non-liability portion).....	0	0	0	0	0	0	0	0	0	0	0	0
5.2 Commercial multiple peril (liability portion).....	0	0	0	0	0	0	0	0	0	0	0	0
6. Mortgage guaranty.....	0	0	0	0	0	0	0	0	0	0	0	0
8. Ocean marine.....	0	0	0	0	0	0	0	0	0	0	0	0
9. Inland marine.....	0	0	0	0	0	0	0	0	0	0	0	0
10. Financial guaranty.....	0	0	0	0	0	0	0	0	0	0	0	0
11. Medical professional liability.....	0	0	0	0	0	0	0	0	0	0	0	0
12. Earthquake.....	0	0	0	0	0	0	0	0	0	0	0	0
13. Group accident and health (b).....	0	0	0	0	0	0	0	0	0	0	0	0
14. Credit A&H (group and individual).....	0	0	0	0	0	0	0	0	0	0	0	0
15.1 Collectively renewable A&H (b).....	0	0	0	0	0	0	0	0	0	0	0	0
15.2 Non-cancelable A&H (b).....	0	0	0	0	0	0	0	0	0	0	0	0
15.3 Guaranteed renewable A&H (b).....	0	0	0	0	0	0	0	0	0	0	0	0
15.4 Non-renewable for stated reasons only (b).....	0	0	0	0	0	0	0	0	0	0	0	0
15.5 Other accident only.....	0	0	0	0	0	0	0	0	0	0	0	0
15.6 Medicare Title XVIII exempt from state taxes or fees.....	0	0	0	0	0	0	0	0	0	0	0	0
15.7 All other A&H (b).....	0	0	0	0	0	0	0	0	0	0	0	0
15.8 Federal employees health benefits plan premium.....	0	0	0	0	0	0	0	0	0	0	0	0
16. Workers' compensation.....	0	0	0	0	0	0	0	0	0	0	0	0
17.1 Other liability-occurrence.....	0	0	0	0	0	0	0	0	0	0	0	0
17.2 Other liability-claims-made.....	0	0	0	0	0	0	0	0	0	0	0	0
17.3 Excess workers' compensation.....	0	0	0	0	0	0	0	0	0	0	0	0
18. Products liability.....	0	0	0	0	0	0	0	0	0	0	0	0
19.1 Private passenger auto no-fault (personal injury protection).....	0	0	0	0	0	0	0	0	0	0	0	0
19.2 Other private passenger auto liability.....	0	0	0	0	0	0	0	0	0	0	0	0
19.3 Commercial auto no-fault (personal injury protection).....	0	0	0	0	0	0	0	0	0	0	0	0
19.4 Other commercial auto liability.....	0	0	0	0	0	0	0	0	0	0	0	0
21.1 Private passenger auto physical damage.....	0	0	0	0	0	0	0	0	0	0	0	0
21.2 Commercial auto physical damage.....	0	0	0	0	0	0	0	0	0	0	0	0
22. Aircraft (all perils).....	0	0	0	0	0	0	0	0	0	0	0	0
23. Fidelity.....	0	0	0	0	0	0	0	0	0	0	0	0
24. Surety.....	0	0	0	0	0	0	0	0	0	0	0	0
26. Burglary and theft.....	0	0	0	0	0	0	0	0	0	0	0	0
27. Boiler and machinery.....	0	0	0	0	0	0	0	0	0	0	0	0
28. Credit.....	0	0	0	0	0	0	0	0	0	0	0	0
30. Warranty.....	0	0	0	0	0	0	0	0	0	0	0	0
34. Aggregate write-ins for other lines of business.....	0	0	0	0	0	0	0	0	0	0	0	0
35. TOTALS (a).....	0	0	0	0	0	0	0	0	0	0	0	0

DETAILS OF WRITE-INS

3401.	0	0	0	0	0	0	0	0	0	0	0	0
3402.	0	0	0	0	0	0	0	0	0	0	0	0
3403.	0	0	0	0	0	0	0	0	0	0	0	0
3498. Summary of remaining write-ins for Line 34 from overflow page.....	0	0	0	0	0	0	0	0	0	0	0	0
3499. TOTALS (Lines 3401 through 3403 plus 3498) (Line 34 above).....	0	0	0	0	0	0	0	0	0	0	0	0

(a) Finance and service charges not included in Lines 1 to 35 \$.....0.

(b) For health business on indicated lines report: Number of persons insured under PPO managed care products.....0 and number of persons insured under indemnity only products.....0.

EXHIBIT OF PREMIUMS AND LOSSES (Statutory Page 14)



NAIC Group Code....0468 NAIC Company Code....10952

BUSINESS IN Other Alien # 11 DURING THE YEAR

Line of Business	Gross Premiums, Including Policy and Membership Fees, Less Return Premiums and Premiums on Policies not Taken		3 Dividends Paid or Credited to Policyholders on Direct Business	4 Direct Unearned Premium Reserves	5 Direct Losses Paid (deducting salvage)	6 Direct Losses Incurred	7 Direct Losses Unpaid	8 Direct Defense and Cost Containment Expense Paid	9 Direct Defense and Cost Containment Expense Incurred	10 Direct Defense and Cost Containment Expense Unpaid	11 Commissions and Brokerage Expenses	12 Taxes, Licenses and Fees
	1 Direct Premiums Written	2 Direct Premiums Earned										
1. Fire.....	0	0	0	0	0	0	0	0	0	0	0	0
2.1 Allied lines.....	0	0	0	0	0	0	0	0	0	0	0	0
2.2 Multiple peril crop.....	0	0	0	0	0	0	0	0	0	0	0	0
2.3 Federal flood.....	0	0	0	0	0	0	0	0	0	0	0	0
2.4 Private crop.....	0	0	0	0	0	0	0	0	0	0	0	0
2.5 Private flood.....	0	0	0	0	0	0	0	0	0	0	0	0
3. Farmowners multiple peril.....	0	0	0	0	0	0	0	0	0	0	0	0
4. Homeowners multiple peril.....	0	0	0	0	0	0	0	0	0	0	0	0
5.1 Commercial multiple peril (non-liability portion).....	0	0	0	0	0	0	0	0	0	0	0	0
5.2 Commercial multiple peril (liability portion).....	0	0	0	0	0	0	0	0	0	0	0	0
6. Mortgage guaranty.....	0	0	0	0	0	0	0	0	0	0	0	0
8. Ocean marine.....	0	0	0	0	0	0	0	0	0	0	0	0
9. Inland marine.....	0	0	0	0	0	0	0	0	0	0	0	0
10. Financial guaranty.....	0	0	0	0	0	0	0	0	0	0	0	0
11. Medical professional liability.....	0	0	0	0	0	0	0	0	0	0	0	0
12. Earthquake.....	0	0	0	0	0	0	0	0	0	0	0	0
13. Group accident and health (b).....	0	0	0	0	0	0	0	0	0	0	0	0
14. Credit A&H (group and individual).....	0	0	0	0	0	0	0	0	0	0	0	0
15.1 Collectively renewable A&H (b).....	0	0	0	0	0	0	0	0	0	0	0	0
15.2 Non-cancelable A&H (b).....	0	0	0	0	0	0	0	0	0	0	0	0
15.3 Guaranteed renewable A&H (b).....	0	0	0	0	0	0	0	0	0	0	0	0
15.4 Non-renewable for stated reasons only (b).....	0	0	0	0	0	0	0	0	0	0	0	0
15.5 Other accident only.....	0	0	0	0	0	0	0	0	0	0	0	0
15.6 Medicare Title XVIII exempt from state taxes or fees.....	0	0	0	0	0	0	0	0	0	0	0	0
15.7 All other A&H (b).....	0	0	0	0	0	0	0	0	0	0	0	0
15.8 Federal employees health benefits plan premium.....	0	0	0	0	0	0	0	0	0	0	0	0
16. Workers' compensation.....	0	0	0	0	0	0	0	0	0	0	0	0
17.1 Other liability-occurrence.....	0	0	0	0	0	0	0	0	0	0	0	0
17.2 Other liability-claims-made.....	0	0	0	0	0	0	0	0	0	0	0	0
17.3 Excess workers' compensation.....	0	0	0	0	0	0	0	0	0	0	0	0
18. Products liability.....	0	0	0	0	0	0	0	0	0	0	0	0
19.1 Private passenger auto no-fault (personal injury protection).....	0	0	0	0	0	0	0	0	0	0	0	0
19.2 Other private passenger auto liability.....	0	0	0	0	0	0	0	0	0	0	0	0
19.3 Commercial auto no-fault (personal injury protection).....	0	0	0	0	0	0	0	0	0	0	0	0
19.4 Other commercial auto liability.....	0	0	0	0	0	0	0	0	0	0	0	0
21.1 Private passenger auto physical damage.....	0	0	0	0	0	0	0	0	0	0	0	0
21.2 Commercial auto physical damage.....	0	0	0	0	0	0	0	0	0	0	0	0
22. Aircraft (all perils).....	0	0	0	0	0	0	0	0	0	0	0	0
23. Fidelity.....	0	0	0	0	0	0	0	0	0	0	0	0
24. Surety.....	0	0	0	0	0	0	0	0	0	0	0	0
26. Burglary and theft.....	0	0	0	0	0	0	0	0	0	0	0	0
27. Boiler and machinery.....	0	0	0	0	0	0	0	0	0	0	0	0
28. Credit.....	0	0	0	0	0	0	0	0	0	0	0	0
30. Warranty.....	0	0	0	0	0	0	0	0	0	0	0	0
34. Aggregate write-ins for other lines of business.....	0	0	0	0	0	0	0	0	0	0	0	0
35. TOTALS (a).....	0	0	0	0	0	0	0	0	0	0	0	0

DETAILS OF WRITE-INS

3401.	0	0	0	0	0	0	0	0	0	0	0	0
3402.	0	0	0	0	0	0	0	0	0	0	0	0
3403.	0	0	0	0	0	0	0	0	0	0	0	0
3498. Summary of remaining write-ins for Line 34 from overflow page.....	0	0	0	0	0	0	0	0	0	0	0	0
3499. TOTALS (Lines 3401 through 3403 plus 3498) (Line 34 above).....	0	0	0	0	0	0	0	0	0	0	0	0

(a) Finance and service charges not included in Lines 1 to 35 \$.....0.
(b) For health business on indicated lines report: Number of persons insured under PPO managed care products.....0 and number of persons insured under indemnity only products.....0.

EXHIBIT OF PREMIUMS AND LOSSES (Statutory Page 14)



NAIC Group Code....0468 NAIC Company Code....10952

BUSINESS IN Other Alien # 12 DURING THE YEAR

Line of Business	Gross Premiums, Including Policy and Membership Fees, Less Return Premiums and Premiums on Policies not Taken		3 Dividends Paid or Credited to Policyholders on Direct Business	4 Direct Unearned Premium Reserves	5 Direct Losses Paid (deducting salvage)	6 Direct Losses Incurred	7 Direct Losses Unpaid	8 Direct Defense and Cost Containment Expense Paid	9 Direct Defense and Cost Containment Expense Incurred	10 Direct Defense and Cost Containment Expense Unpaid	11 Commissions and Brokerage Expenses	12 Taxes, Licenses and Fees
	1 Direct Premiums Written	2 Direct Premiums Earned										
1. Fire.....	0	0	0	0	0	0	0	0	0	0	0	0
2.1 Allied lines.....	0	0	0	0	0	0	0	0	0	0	0	0
2.2 Multiple peril crop.....	0	0	0	0	0	0	0	0	0	0	0	0
2.3 Federal flood.....	0	0	0	0	0	0	0	0	0	0	0	0
2.4 Private crop.....	0	0	0	0	0	0	0	0	0	0	0	0
2.5 Private flood.....	0	0	0	0	0	0	0	0	0	0	0	0
3. Farmowners multiple peril.....	0	0	0	0	0	0	0	0	0	0	0	0
4. Homeowners multiple peril.....	0	0	0	0	0	0	0	0	0	0	0	0
5.1 Commercial multiple peril (non-liability portion).....	0	0	0	0	0	0	0	0	0	0	0	0
5.2 Commercial multiple peril (liability portion).....	0	0	0	0	0	0	0	0	0	0	0	0
6. Mortgage guaranty.....	0	0	0	0	0	0	0	0	0	0	0	0
8. Ocean marine.....	0	0	0	0	0	0	0	0	0	0	0	0
9. Inland marine.....	0	0	0	0	0	0	0	0	0	0	0	0
10. Financial guaranty.....	0	0	0	0	0	0	0	0	0	0	0	0
11. Medical professional liability.....	0	0	0	0	0	0	0	0	0	0	0	0
12. Earthquake.....	0	0	0	0	0	0	0	0	0	0	0	0
13. Group accident and health (b).....	0	0	0	0	0	0	0	0	0	0	0	0
14. Credit A&H (group and individual).....	0	0	0	0	0	0	0	0	0	0	0	0
15.1 Collectively renewable A&H (b).....	0	0	0	0	0	0	0	0	0	0	0	0
15.2 Non-cancelable A&H (b).....	0	0	0	0	0	0	0	0	0	0	0	0
15.3 Guaranteed renewable A&H (b).....	0	0	0	0	0	0	0	0	0	0	0	0
15.4 Non-renewable for stated reasons only (b).....	0	0	0	0	0	0	0	0	0	0	0	0
15.5 Other accident only.....	0	0	0	0	0	0	0	0	0	0	0	0
15.6 Medicare Title XVIII exempt from state taxes or fees.....	0	0	0	0	0	0	0	0	0	0	0	0
15.7 All other A&H (b).....	0	0	0	0	0	0	0	0	0	0	0	0
15.8 Federal employees health benefits plan premium.....	0	0	0	0	0	0	0	0	0	0	0	0
16. Workers' compensation.....	0	0	0	0	0	0	0	0	0	0	0	0
17.1 Other liability-occurrence.....	0	0	0	0	0	0	0	0	0	0	0	0
17.2 Other liability-claims-made.....	0	0	0	0	0	0	0	0	0	0	0	0
17.3 Excess workers' compensation.....	0	0	0	0	0	0	0	0	0	0	0	0
18. Products liability.....	0	0	0	0	0	0	0	0	0	0	0	0
19.1 Private passenger auto no-fault (personal injury protection).....	0	0	0	0	0	0	0	0	0	0	0	0
19.2 Other private passenger auto liability.....	0	0	0	0	0	0	0	0	0	0	0	0
19.3 Commercial auto no-fault (personal injury protection).....	0	0	0	0	0	0	0	0	0	0	0	0
19.4 Other commercial auto liability.....	0	0	0	0	0	0	0	0	0	0	0	0
21.1 Private passenger auto physical damage.....	0	0	0	0	0	0	0	0	0	0	0	0
21.2 Commercial auto physical damage.....	0	0	0	0	0	0	0	0	0	0	0	0
22. Aircraft (all perils).....	0	0	0	0	0	0	0	0	0	0	0	0
23. Fidelity.....	0	0	0	0	0	0	0	0	0	0	0	0
24. Surety.....	0	0	0	0	0	0	0	0	0	0	0	0
26. Burglary and theft.....	0	0	0	0	0	0	0	0	0	0	0	0
27. Boiler and machinery.....	0	0	0	0	0	0	0	0	0	0	0	0
28. Credit.....	0	0	0	0	0	0	0	0	0	0	0	0
30. Warranty.....	0	0	0	0	0	0	0	0	0	0	0	0
34. Aggregate write-ins for other lines of business.....	0	0	0	0	0	0	0	0	0	0	0	0
35. TOTALS (a).....	0	0	0	0	0	0	0	0	0	0	0	0

DETAILS OF WRITE-INS

3401.	0	0	0	0	0	0	0	0	0	0	0	0
3402.	0	0	0	0	0	0	0	0	0	0	0	0
3403.	0	0	0	0	0	0	0	0	0	0	0	0
3498. Summary of remaining write-ins for Line 34 from overflow page.....	0	0	0	0	0	0	0	0	0	0	0	0
3499. TOTALS (Lines 3401 through 3403 plus 3498) (Line 34 above).....	0	0	0	0	0	0	0	0	0	0	0	0

(a) Finance and service charges not included in Lines 1 to 35 \$.....0.

(b) For health business on indicated lines report: Number of persons insured under PPO managed care products.....0 and number of persons insured under indemnity only products.....0.

EXHIBIT OF PREMIUMS AND LOSSES (Statutory Page 14)



NAIC Group Code....0468 NAIC Company Code....10952

BUSINESS IN Other Alien # 13 DURING THE YEAR

Line of Business	Gross Premiums, Including Policy and Membership Fees, Less Return Premiums and Premiums on Policies not Taken		3 Dividends Paid or Credited to Policyholders on Direct Business	4 Direct Unearned Premium Reserves	5 Direct Losses Paid (deducting salvage)	6 Direct Losses Incurred	7 Direct Losses Unpaid	8 Direct Defense and Cost Containment Expense Paid	9 Direct Defense and Cost Containment Expense Incurred	10 Direct Defense and Cost Containment Expense Unpaid	11 Commissions and Brokerage Expenses	12 Taxes, Licenses and Fees
	1 Direct Premiums Written	2 Direct Premiums Earned										
1. Fire.....	0	0	0	0	0	0	0	0	0	0	0	0
2.1 Allied lines.....	0	0	0	0	0	0	0	0	0	0	0	0
2.2 Multiple peril crop.....	0	0	0	0	0	0	0	0	0	0	0	0
2.3 Federal flood.....	0	0	0	0	0	0	0	0	0	0	0	0
2.4 Private crop.....	0	0	0	0	0	0	0	0	0	0	0	0
2.5 Private flood.....	0	0	0	0	0	0	0	0	0	0	0	0
3. Farmowners multiple peril.....	0	0	0	0	0	0	0	0	0	0	0	0
4. Homeowners multiple peril.....	0	0	0	0	0	0	0	0	0	0	0	0
5.1 Commercial multiple peril (non-liability portion).....	0	0	0	0	0	0	0	0	0	0	0	0
5.2 Commercial multiple peril (liability portion).....	0	0	0	0	0	0	0	0	0	0	0	0
6. Mortgage guaranty.....	0	0	0	0	0	0	0	0	0	0	0	0
8. Ocean marine.....	0	0	0	0	0	0	0	0	0	0	0	0
9. Inland marine.....	0	0	0	0	0	0	0	0	0	0	0	0
10. Financial guaranty.....	0	0	0	0	0	0	0	0	0	0	0	0
11. Medical professional liability.....	0	0	0	0	0	0	0	0	0	0	0	0
12. Earthquake.....	0	0	0	0	0	0	0	0	0	0	0	0
13. Group accident and health (b).....	0	0	0	0	0	0	0	0	0	0	0	0
14. Credit A&H (group and individual).....	0	0	0	0	0	0	0	0	0	0	0	0
15.1 Collectively renewable A&H (b).....	0	0	0	0	0	0	0	0	0	0	0	0
15.2 Non-cancelable A&H (b).....	0	0	0	0	0	0	0	0	0	0	0	0
15.3 Guaranteed renewable A&H (b).....	0	0	0	0	0	0	0	0	0	0	0	0
15.4 Non-renewable for stated reasons only (b).....	0	0	0	0	0	0	0	0	0	0	0	0
15.5 Other accident only.....	0	0	0	0	0	0	0	0	0	0	0	0
15.6 Medicare Title XVIII exempt from state taxes or fees.....	0	0	0	0	0	0	0	0	0	0	0	0
15.7 All other A&H (b).....	0	0	0	0	0	0	0	0	0	0	0	0
15.8 Federal employees health benefits plan premium.....	0	0	0	0	0	0	0	0	0	0	0	0
16. Workers' compensation.....	0	0	0	0	0	0	0	0	0	0	0	0
17.1 Other liability-occurrence.....	0	0	0	0	0	0	0	0	0	0	0	0
17.2 Other liability-claims-made.....	0	0	0	0	0	0	0	0	0	0	0	0
17.3 Excess workers' compensation.....	0	0	0	0	0	0	0	0	0	0	0	0
18. Products liability.....	0	0	0	0	0	0	0	0	0	0	0	0
19.1 Private passenger auto no-fault (personal injury protection).....	0	0	0	0	0	0	0	0	0	0	0	0
19.2 Other private passenger auto liability.....	0	0	0	0	0	0	0	0	0	0	0	0
19.3 Commercial auto no-fault (personal injury protection).....	0	0	0	0	0	0	0	0	0	0	0	0
19.4 Other commercial auto liability.....	0	0	0	0	0	0	0	0	0	0	0	0
21.1 Private passenger auto physical damage.....	0	0	0	0	0	0	0	0	0	0	0	0
21.2 Commercial auto physical damage.....	0	0	0	0	0	0	0	0	0	0	0	0
22. Aircraft (all perils).....	0	0	0	0	0	0	0	0	0	0	0	0
23. Fidelity.....	0	0	0	0	0	0	0	0	0	0	0	0
24. Surety.....	0	0	0	0	0	0	0	0	0	0	0	0
26. Burglary and theft.....	0	0	0	0	0	0	0	0	0	0	0	0
27. Boiler and machinery.....	0	0	0	0	0	0	0	0	0	0	0	0
28. Credit.....	0	0	0	0	0	0	0	0	0	0	0	0
30. Warranty.....	0	0	0	0	0	0	0	0	0	0	0	0
34. Aggregate write-ins for other lines of business.....	0	0	0	0	0	0	0	0	0	0	0	0
35. TOTALS (a).....	0	0	0	0	0	0	0	0	0	0	0	0

DETAILS OF WRITE-INS

3401.	0	0	0	0	0	0	0	0	0	0	0	0
3402.	0	0	0	0	0	0	0	0	0	0	0	0
3403.	0	0	0	0	0	0	0	0	0	0	0	0
3498. Summary of remaining write-ins for Line 34 from overflow page.....	0	0	0	0	0	0	0	0	0	0	0	0
3499. TOTALS (Lines 3401 through 3403 plus 3498) (Line 34 above).....	0	0	0	0	0	0	0	0	0	0	0	0

(a) Finance and service charges not included in Lines 1 to 35 \$.....0.

(b) For health business on indicated lines report: Number of persons insured under PPO managed care products.....0 and number of persons insured under indemnity only products.....0.

EXHIBIT OF PREMIUMS AND LOSSES (Statutory Page 14)



NAIC Group Code....0468 NAIC Company Code....10952

BUSINESS IN Other Alien # 14 DURING THE YEAR

Line of Business	Gross Premiums, Including Policy and Membership Fees, Less Return Premiums and Premiums on Policies not Taken		3 Dividends Paid or Credited to Policyholders on Direct Business	4 Direct Unearned Premium Reserves	5 Direct Losses Paid (deducting salvage)	6 Direct Losses Incurred	7 Direct Losses Unpaid	8 Direct Defense and Cost Containment Expense Paid	9 Direct Defense and Cost Containment Expense Incurred	10 Direct Defense and Cost Containment Expense Unpaid	11 Commissions and Brokerage Expenses	12 Taxes, Licenses and Fees
	1 Direct Premiums Written	2 Direct Premiums Earned										
1. Fire.....	0	0	0	0	0	0	0	0	0	0	0	0
2.1 Allied lines.....	0	0	0	0	0	0	0	0	0	0	0	0
2.2 Multiple peril crop.....	0	0	0	0	0	0	0	0	0	0	0	0
2.3 Federal flood.....	0	0	0	0	0	0	0	0	0	0	0	0
2.4 Private crop.....	0	0	0	0	0	0	0	0	0	0	0	0
2.5 Private flood.....	0	0	0	0	0	0	0	0	0	0	0	0
3. Farmowners multiple peril.....	0	0	0	0	0	0	0	0	0	0	0	0
4. Homeowners multiple peril.....	0	0	0	0	0	0	0	0	0	0	0	0
5.1 Commercial multiple peril (non-liability portion).....	0	0	0	0	0	0	0	0	0	0	0	0
5.2 Commercial multiple peril (liability portion).....	0	0	0	0	0	0	0	0	0	0	0	0
6. Mortgage guaranty.....	0	0	0	0	0	0	0	0	0	0	0	0
8. Ocean marine.....	0	0	0	0	0	0	0	0	0	0	0	0
9. Inland marine.....	0	0	0	0	0	0	0	0	0	0	0	0
10. Financial guaranty.....	0	0	0	0	0	0	0	0	0	0	0	0
11. Medical professional liability.....	0	0	0	0	0	0	0	0	0	0	0	0
12. Earthquake.....	0	0	0	0	0	0	0	0	0	0	0	0
13. Group accident and health (b).....	0	0	0	0	0	0	0	0	0	0	0	0
14. Credit A&H (group and individual).....	0	0	0	0	0	0	0	0	0	0	0	0
15.1 Collectively renewable A&H (b).....	0	0	0	0	0	0	0	0	0	0	0	0
15.2 Non-cancelable A&H (b).....	0	0	0	0	0	0	0	0	0	0	0	0
15.3 Guaranteed renewable A&H (b).....	0	0	0	0	0	0	0	0	0	0	0	0
15.4 Non-renewable for stated reasons only (b).....	0	0	0	0	0	0	0	0	0	0	0	0
15.5 Other accident only.....	0	0	0	0	0	0	0	0	0	0	0	0
15.6 Medicare Title XVIII exempt from state taxes or fees.....	0	0	0	0	0	0	0	0	0	0	0	0
15.7 All other A&H (b).....	0	0	0	0	0	0	0	0	0	0	0	0
15.8 Federal employees health benefits plan premium.....	0	0	0	0	0	0	0	0	0	0	0	0
16. Workers' compensation.....	0	0	0	0	0	0	0	0	0	0	0	0
17.1 Other liability-occurrence.....	0	0	0	0	0	0	0	0	0	0	0	0
17.2 Other liability-claims-made.....	0	0	0	0	0	0	0	0	0	0	0	0
17.3 Excess workers' compensation.....	0	0	0	0	0	0	0	0	0	0	0	0
18. Products liability.....	0	0	0	0	0	0	0	0	0	0	0	0
19.1 Private passenger auto no-fault (personal injury protection).....	0	0	0	0	0	0	0	0	0	0	0	0
19.2 Other private passenger auto liability.....	0	0	0	0	0	0	0	0	0	0	0	0
19.3 Commercial auto no-fault (personal injury protection).....	0	0	0	0	0	0	0	0	0	0	0	0
19.4 Other commercial auto liability.....	0	0	0	0	0	0	0	0	0	0	0	0
21.1 Private passenger auto physical damage.....	0	0	0	0	0	0	0	0	0	0	0	0
21.2 Commercial auto physical damage.....	0	0	0	0	0	0	0	0	0	0	0	0
22. Aircraft (all perils).....	0	0	0	0	0	0	0	0	0	0	0	0
23. Fidelity.....	0	0	0	0	0	0	0	0	0	0	0	0
24. Surety.....	0	0	0	0	0	0	0	0	0	0	0	0
26. Burglary and theft.....	0	0	0	0	0	0	0	0	0	0	0	0
27. Boiler and machinery.....	0	0	0	0	0	0	0	0	0	0	0	0
28. Credit.....	0	0	0	0	0	0	0	0	0	0	0	0
30. Warranty.....	0	0	0	0	0	0	0	0	0	0	0	0
34. Aggregate write-ins for other lines of business.....	0	0	0	0	0	0	0	0	0	0	0	0
35. TOTALS (a).....	0	0	0	0	0	0	0	0	0	0	0	0

DETAILS OF WRITE-INS

3401.	0	0	0	0	0	0	0	0	0	0	0	0
3402.	0	0	0	0	0	0	0	0	0	0	0	0
3403.	0	0	0	0	0	0	0	0	0	0	0	0
3498. Summary of remaining write-ins for Line 34 from overflow page.....	0	0	0	0	0	0	0	0	0	0	0	0
3499. TOTALS (Lines 3401 through 3403 plus 3498) (Line 34 above).....	0	0	0	0	0	0	0	0	0	0	0	0

(a) Finance and service charges not included in Lines 1 to 35 \$.....0.

(b) For health business on indicated lines report: Number of persons insured under PPO managed care products.....0 and number of persons insured under indemnity only products.....0.

EXHIBIT OF PREMIUMS AND LOSSES (Statutory Page 14)



NAIC Group Code....0468 NAIC Company Code....10952

BUSINESS IN Other Alien # 15 DURING THE YEAR

19

Line of Business	Gross Premiums, Including Policy and Membership Fees, Less Return Premiums and Premiums on Policies not Taken		3 Dividends Paid or Credited to Policyholders on Direct Business	4 Direct Unearned Premium Reserves	5 Direct Losses Paid (deducting salvage)	6 Direct Losses Incurred	7 Direct Losses Unpaid	8 Direct Defense and Cost Containment Expense Paid	9 Direct Defense and Cost Containment Expense Incurred	10 Direct Defense and Cost Containment Expense Unpaid	11 Commissions and Brokerage Expenses	12 Taxes, Licenses and Fees
	1 Direct Premiums Written	2 Direct Premiums Earned										
1. Fire.....	0	0	0	0	0	0	0	0	0	0	0	0
2.1 Allied lines.....	0	0	0	0	0	0	0	0	0	0	0	0
2.2 Multiple peril crop.....	0	0	0	0	0	0	0	0	0	0	0	0
2.3 Federal flood.....	0	0	0	0	0	0	0	0	0	0	0	0
2.4 Private crop.....	0	0	0	0	0	0	0	0	0	0	0	0
2.5 Private flood.....	0	0	0	0	0	0	0	0	0	0	0	0
3. Farmowners multiple peril.....	0	0	0	0	0	0	0	0	0	0	0	0
4. Homeowners multiple peril.....	0	0	0	0	0	0	0	0	0	0	0	0
5.1 Commercial multiple peril (non-liability portion).....	0	0	0	0	0	0	0	0	0	0	0	0
5.2 Commercial multiple peril (liability portion).....	0	0	0	0	0	0	0	0	0	0	0	0
6. Mortgage guaranty.....	0	0	0	0	0	0	0	0	0	0	0	0
8. Ocean marine.....	0	0	0	0	0	0	0	0	0	0	0	0
9. Inland marine.....	0	0	0	0	0	0	0	0	0	0	0	0
10. Financial guaranty.....	0	0	0	0	0	0	0	0	0	0	0	0
11. Medical professional liability.....	0	0	0	0	0	0	0	0	0	0	0	0
12. Earthquake.....	0	0	0	0	0	0	0	0	0	0	0	0
13. Group accident and health (b).....	0	0	0	0	0	0	0	0	0	0	0	0
14. Credit A&H (group and individual).....	0	0	0	0	0	0	0	0	0	0	0	0
15.1 Collectively renewable A&H (b).....	0	0	0	0	0	0	0	0	0	0	0	0
15.2 Non-cancelable A&H (b).....	0	0	0	0	0	0	0	0	0	0	0	0
15.3 Guaranteed renewable A&H (b).....	0	0	0	0	0	0	0	0	0	0	0	0
15.4 Non-renewable for stated reasons only (b).....	0	0	0	0	0	0	0	0	0	0	0	0
15.5 Other accident only.....	0	0	0	0	0	0	0	0	0	0	0	0
15.6 Medicare Title XVIII exempt from state taxes or fees.....	0	0	0	0	0	0	0	0	0	0	0	0
15.7 All other A&H (b).....	0	0	0	0	0	0	0	0	0	0	0	0
15.8 Federal employees health benefits plan premium.....	0	0	0	0	0	0	0	0	0	0	0	0
16. Workers' compensation.....	0	0	0	0	0	0	0	0	0	0	0	0
17.1 Other liability-occurrence.....	0	0	0	0	0	0	0	0	0	0	0	0
17.2 Other liability-claims-made.....	0	0	0	0	0	0	0	0	0	0	0	0
17.3 Excess workers' compensation.....	0	0	0	0	0	0	0	0	0	0	0	0
18. Products liability.....	0	0	0	0	0	0	0	0	0	0	0	0
19.1 Private passenger auto no-fault (personal injury protection).....	0	0	0	0	0	0	0	0	0	0	0	0
19.2 Other private passenger auto liability.....	0	0	0	0	0	0	0	0	0	0	0	0
19.3 Commercial auto no-fault (personal injury protection).....	0	0	0	0	0	0	0	0	0	0	0	0
19.4 Other commercial auto liability.....	0	0	0	0	0	0	0	0	0	0	0	0
21.1 Private passenger auto physical damage.....	0	0	0	0	0	0	0	0	0	0	0	0
21.2 Commercial auto physical damage.....	0	0	0	0	0	0	0	0	0	0	0	0
22. Aircraft (all perils).....	0	0	0	0	0	0	0	0	0	0	0	0
23. Fidelity.....	0	0	0	0	0	0	0	0	0	0	0	0
24. Surety.....	0	0	0	0	0	0	0	0	0	0	0	0
26. Burglary and theft.....	0	0	0	0	0	0	0	0	0	0	0	0
27. Boiler and machinery.....	0	0	0	0	0	0	0	0	0	0	0	0
28. Credit.....	0	0	0	0	0	0	0	0	0	0	0	0
30. Warranty.....	0	0	0	0	0	0	0	0	0	0	0	0
34. Aggregate write-ins for other lines of business.....	0	0	0	0	0	0	0	0	0	0	0	0
35. TOTALS (a).....	0	0	0	0	0	0	0	0	0	0	0	0

DETAILS OF WRITE-INS

3401.	0	0	0	0	0	0	0	0	0	0	0	0
3402.	0	0	0	0	0	0	0	0	0	0	0	0
3403.	0	0	0	0	0	0	0	0	0	0	0	0
3498. Summary of remaining write-ins for Line 34 from overflow page.....	0	0	0	0	0	0	0	0	0	0	0	0
3499. TOTALS (Lines 3401 through 3403 plus 3498) (Line 34 above).....	0	0	0	0	0	0	0	0	0	0	0	0

(a) Finance and service charges not included in Lines 1 to 35 \$.....0.

(b) For health business on indicated lines report: Number of persons insured under PPO managed care products.....0 and number of persons insured under indemnity only products.....0.

EXHIBIT OF PREMIUMS AND LOSSES (Statutory Page 14)



NAIC Group Code....0468 NAIC Company Code....10952

BUSINESS IN Other Alien # 16 DURING THE YEAR

Line of Business	Gross Premiums, Including Policy and Membership Fees, Less Return Premiums and Premiums on Policies not Taken		3 Dividends Paid or Credited to Policyholders on Direct Business	4 Direct Unearned Premium Reserves	5 Direct Losses Paid (deducting salvage)	6 Direct Losses Incurred	7 Direct Losses Unpaid	8 Direct Defense and Cost Containment Expense Paid	9 Direct Defense and Cost Containment Expense Incurred	10 Direct Defense and Cost Containment Expense Unpaid	11 Commissions and Brokerage Expenses	12 Taxes, Licenses and Fees
	1 Direct Premiums Written	2 Direct Premiums Earned										
1. Fire.....	0	0	0	0	0	0	0	0	0	0	0	0
2.1 Allied lines.....	0	0	0	0	0	0	0	0	0	0	0	0
2.2 Multiple peril crop.....	0	0	0	0	0	0	0	0	0	0	0	0
2.3 Federal flood.....	0	0	0	0	0	0	0	0	0	0	0	0
2.4 Private crop.....	0	0	0	0	0	0	0	0	0	0	0	0
2.5 Private flood.....	0	0	0	0	0	0	0	0	0	0	0	0
3. Farmowners multiple peril.....	0	0	0	0	0	0	0	0	0	0	0	0
4. Homeowners multiple peril.....	0	0	0	0	0	0	0	0	0	0	0	0
5.1 Commercial multiple peril (non-liability portion).....	0	0	0	0	0	0	0	0	0	0	0	0
5.2 Commercial multiple peril (liability portion).....	0	0	0	0	0	0	0	0	0	0	0	0
6. Mortgage guaranty.....	0	0	0	0	0	0	0	0	0	0	0	0
8. Ocean marine.....	0	0	0	0	0	0	0	0	0	0	0	0
9. Inland marine.....	0	0	0	0	0	0	0	0	0	0	0	0
10. Financial guaranty.....	0	0	0	0	0	0	0	0	0	0	0	0
11. Medical professional liability.....	0	0	0	0	0	0	0	0	0	0	0	0
12. Earthquake.....	0	0	0	0	0	0	0	0	0	0	0	0
13. Group accident and health (b).....	0	0	0	0	0	0	0	0	0	0	0	0
14. Credit A&H (group and individual).....	0	0	0	0	0	0	0	0	0	0	0	0
15.1 Collectively renewable A&H (b).....	0	0	0	0	0	0	0	0	0	0	0	0
15.2 Non-cancelable A&H (b).....	0	0	0	0	0	0	0	0	0	0	0	0
15.3 Guaranteed renewable A&H (b).....	0	0	0	0	0	0	0	0	0	0	0	0
15.4 Non-renewable for stated reasons only (b).....	0	0	0	0	0	0	0	0	0	0	0	0
15.5 Other accident only.....	0	0	0	0	0	0	0	0	0	0	0	0
15.6 Medicare Title XVIII exempt from state taxes or fees.....	0	0	0	0	0	0	0	0	0	0	0	0
15.7 All other A&H (b).....	0	0	0	0	0	0	0	0	0	0	0	0
15.8 Federal employees health benefits plan premium.....	0	0	0	0	0	0	0	0	0	0	0	0
16. Workers' compensation.....	0	0	0	0	0	0	0	0	0	0	0	0
17.1 Other liability-occurrence.....	0	0	0	0	0	0	0	0	0	0	0	0
17.2 Other liability-claims-made.....	0	0	0	0	0	0	0	0	0	0	0	0
17.3 Excess workers' compensation.....	0	0	0	0	0	0	0	0	0	0	0	0
18. Products liability.....	0	0	0	0	0	0	0	0	0	0	0	0
19.1 Private passenger auto no-fault (personal injury protection).....	0	0	0	0	0	0	0	0	0	0	0	0
19.2 Other private passenger auto liability.....	0	0	0	0	0	0	0	0	0	0	0	0
19.3 Commercial auto no-fault (personal injury protection).....	0	0	0	0	0	0	0	0	0	0	0	0
19.4 Other commercial auto liability.....	0	0	0	0	0	0	0	0	0	0	0	0
21.1 Private passenger auto physical damage.....	0	0	0	0	0	0	0	0	0	0	0	0
21.2 Commercial auto physical damage.....	0	0	0	0	0	0	0	0	0	0	0	0
22. Aircraft (all perils).....	0	0	0	0	0	0	0	0	0	0	0	0
23. Fidelity.....	0	0	0	0	0	0	0	0	0	0	0	0
24. Surety.....	0	0	0	0	0	0	0	0	0	0	0	0
26. Burglary and theft.....	0	0	0	0	0	0	0	0	0	0	0	0
27. Boiler and machinery.....	0	0	0	0	0	0	0	0	0	0	0	0
28. Credit.....	0	0	0	0	0	0	0	0	0	0	0	0
30. Warranty.....	0	0	0	0	0	0	0	0	0	0	0	0
34. Aggregate write-ins for other lines of business.....	0	0	0	0	0	0	0	0	0	0	0	0
35. TOTALS (a).....	0	0	0	0	0	0	0	0	0	0	0	0

DETAILS OF WRITE-INS

3401.	0	0	0	0	0	0	0	0	0	0	0	0
3402.	0	0	0	0	0	0	0	0	0	0	0	0
3403.	0	0	0	0	0	0	0	0	0	0	0	0
3498. Summary of remaining write-ins for Line 34 from overflow page.....	0	0	0	0	0	0	0	0	0	0	0	0
3499. TOTALS (Lines 3401 through 3403 plus 3498) (Line 34 above).....	0	0	0	0	0	0	0	0	0	0	0	0

(a) Finance and service charges not included in Lines 1 to 35 \$.....0.

(b) For health business on indicated lines report: Number of persons insured under PPO managed care products.....0 and number of persons insured under indemnity only products.....0.

EXHIBIT OF PREMIUMS AND LOSSES (Statutory Page 14)



NAIC Group Code....0468 NAIC Company Code....10952

BUSINESS IN Other Alien # 17 DURING THE YEAR

Line of Business	Gross Premiums, Including Policy and Membership Fees, Less Return Premiums and Premiums on Policies not Taken		3 Dividends Paid or Credited to Policyholders on Direct Business	4 Direct Unearned Premium Reserves	5 Direct Losses Paid (deducting salvage)	6 Direct Losses Incurred	7 Direct Losses Unpaid	8 Direct Defense and Cost Containment Expense Paid	9 Direct Defense and Cost Containment Expense Incurred	10 Direct Defense and Cost Containment Expense Unpaid	11 Commissions and Brokerage Expenses	12 Taxes, Licenses and Fees
	1 Direct Premiums Written	2 Direct Premiums Earned										
1. Fire.....	0	0	0	0	0	0	0	0	0	0	0	0
2.1 Allied lines.....	0	0	0	0	0	0	0	0	0	0	0	0
2.2 Multiple peril crop.....	0	0	0	0	0	0	0	0	0	0	0	0
2.3 Federal flood.....	0	0	0	0	0	0	0	0	0	0	0	0
2.4 Private crop.....	0	0	0	0	0	0	0	0	0	0	0	0
2.5 Private flood.....	0	0	0	0	0	0	0	0	0	0	0	0
3. Farmowners multiple peril.....	0	0	0	0	0	0	0	0	0	0	0	0
4. Homeowners multiple peril.....	0	0	0	0	0	0	0	0	0	0	0	0
5.1 Commercial multiple peril (non-liability portion).....	0	0	0	0	0	0	0	0	0	0	0	0
5.2 Commercial multiple peril (liability portion).....	0	0	0	0	0	0	0	0	0	0	0	0
6. Mortgage guaranty.....	0	0	0	0	0	0	0	0	0	0	0	0
8. Ocean marine.....	0	0	0	0	0	0	0	0	0	0	0	0
9. Inland marine.....	0	0	0	0	0	0	0	0	0	0	0	0
10. Financial guaranty.....	0	0	0	0	0	0	0	0	0	0	0	0
11. Medical professional liability.....	0	0	0	0	0	0	0	0	0	0	0	0
12. Earthquake.....	0	0	0	0	0	0	0	0	0	0	0	0
13. Group accident and health (b).....	0	0	0	0	0	0	0	0	0	0	0	0
14. Credit A&H (group and individual).....	0	0	0	0	0	0	0	0	0	0	0	0
15.1 Collectively renewable A&H (b).....	0	0	0	0	0	0	0	0	0	0	0	0
15.2 Non-cancelable A&H (b).....	0	0	0	0	0	0	0	0	0	0	0	0
15.3 Guaranteed renewable A&H (b).....	0	0	0	0	0	0	0	0	0	0	0	0
15.4 Non-renewable for stated reasons only (b).....	0	0	0	0	0	0	0	0	0	0	0	0
15.5 Other accident only.....	0	0	0	0	0	0	0	0	0	0	0	0
15.6 Medicare Title XVIII exempt from state taxes or fees.....	0	0	0	0	0	0	0	0	0	0	0	0
15.7 All other A&H (b).....	0	0	0	0	0	0	0	0	0	0	0	0
15.8 Federal employees health benefits plan premium.....	0	0	0	0	0	0	0	0	0	0	0	0
16. Workers' compensation.....	0	0	0	0	0	0	0	0	0	0	0	0
17.1 Other liability-occurrence.....	0	0	0	0	0	0	0	0	0	0	0	0
17.2 Other liability-claims-made.....	0	0	0	0	0	0	0	0	0	0	0	0
17.3 Excess workers' compensation.....	0	0	0	0	0	0	0	0	0	0	0	0
18. Products liability.....	0	0	0	0	0	0	0	0	0	0	0	0
19.1 Private passenger auto no-fault (personal injury protection).....	0	0	0	0	0	0	0	0	0	0	0	0
19.2 Other private passenger auto liability.....	0	0	0	0	0	0	0	0	0	0	0	0
19.3 Commercial auto no-fault (personal injury protection).....	0	0	0	0	0	0	0	0	0	0	0	0
19.4 Other commercial auto liability.....	0	0	0	0	0	0	0	0	0	0	0	0
21.1 Private passenger auto physical damage.....	0	0	0	0	0	0	0	0	0	0	0	0
21.2 Commercial auto physical damage.....	0	0	0	0	0	0	0	0	0	0	0	0
22. Aircraft (all perils).....	0	0	0	0	0	0	0	0	0	0	0	0
23. Fidelity.....	0	0	0	0	0	0	0	0	0	0	0	0
24. Surety.....	0	0	0	0	0	0	0	0	0	0	0	0
26. Burglary and theft.....	0	0	0	0	0	0	0	0	0	0	0	0
27. Boiler and machinery.....	0	0	0	0	0	0	0	0	0	0	0	0
28. Credit.....	0	0	0	0	0	0	0	0	0	0	0	0
30. Warranty.....	0	0	0	0	0	0	0	0	0	0	0	0
34. Aggregate write-ins for other lines of business.....	0	0	0	0	0	0	0	0	0	0	0	0
35. TOTALS (a).....	0	0	0	0	0	0	0	0	0	0	0	0

DETAILS OF WRITE-INS

3401.	0	0	0	0	0	0	0	0	0	0	0	0
3402.	0	0	0	0	0	0	0	0	0	0	0	0
3403.	0	0	0	0	0	0	0	0	0	0	0	0
3498. Summary of remaining write-ins for Line 34 from overflow page.....	0	0	0	0	0	0	0	0	0	0	0	0
3499. TOTALS (Lines 3401 through 3403 plus 3498) (Line 34 above).....	0	0	0	0	0	0	0	0	0	0	0	0

(a) Finance and service charges not included in Lines 1 to 35 \$.....0.

(b) For health business on indicated lines report: Number of persons insured under PPO managed care products.....0 and number of persons insured under indemnity only products.....0.

EXHIBIT OF PREMIUMS AND LOSSES (Statutory Page 14)



NAIC Group Code....0468 NAIC Company Code....10952

BUSINESS IN Other Alien # 18 DURING THE YEAR

Line of Business	Gross Premiums, Including Policy and Membership Fees, Less Return Premiums and Premiums on Policies not Taken		3 Dividends Paid or Credited to Policyholders on Direct Business	4 Direct Unearned Premium Reserves	5 Direct Losses Paid (deducting salvage)	6 Direct Losses Incurred	7 Direct Losses Unpaid	8 Direct Defense and Cost Containment Expense Paid	9 Direct Defense and Cost Containment Expense Incurred	10 Direct Defense and Cost Containment Expense Unpaid	11 Commissions and Brokerage Expenses	12 Taxes, Licenses and Fees
	1 Direct Premiums Written	2 Direct Premiums Earned										
1. Fire.....	0	0	0	0	0	0	0	0	0	0	0	0
2.1 Allied lines.....	0	0	0	0	0	0	0	0	0	0	0	0
2.2 Multiple peril crop.....	0	0	0	0	0	0	0	0	0	0	0	0
2.3 Federal flood.....	0	0	0	0	0	0	0	0	0	0	0	0
2.4 Private crop.....	0	0	0	0	0	0	0	0	0	0	0	0
2.5 Private flood.....	0	0	0	0	0	0	0	0	0	0	0	0
3. Farmowners multiple peril.....	0	0	0	0	0	0	0	0	0	0	0	0
4. Homeowners multiple peril.....	0	0	0	0	0	0	0	0	0	0	0	0
5.1 Commercial multiple peril (non-liability portion).....	0	0	0	0	0	0	0	0	0	0	0	0
5.2 Commercial multiple peril (liability portion).....	0	0	0	0	0	0	0	0	0	0	0	0
6. Mortgage guaranty.....	0	0	0	0	0	0	0	0	0	0	0	0
8. Ocean marine.....	0	0	0	0	0	0	0	0	0	0	0	0
9. Inland marine.....	0	0	0	0	0	0	0	0	0	0	0	0
10. Financial guaranty.....	0	0	0	0	0	0	0	0	0	0	0	0
11. Medical professional liability.....	0	0	0	0	0	0	0	0	0	0	0	0
12. Earthquake.....	0	0	0	0	0	0	0	0	0	0	0	0
13. Group accident and health (b).....	0	0	0	0	0	0	0	0	0	0	0	0
14. Credit A&H (group and individual).....	0	0	0	0	0	0	0	0	0	0	0	0
15.1 Collectively renewable A&H (b).....	0	0	0	0	0	0	0	0	0	0	0	0
15.2 Non-cancelable A&H (b).....	0	0	0	0	0	0	0	0	0	0	0	0
15.3 Guaranteed renewable A&H (b).....	0	0	0	0	0	0	0	0	0	0	0	0
15.4 Non-renewable for stated reasons only (b).....	0	0	0	0	0	0	0	0	0	0	0	0
15.5 Other accident only.....	0	0	0	0	0	0	0	0	0	0	0	0
15.6 Medicare Title XVIII exempt from state taxes or fees.....	0	0	0	0	0	0	0	0	0	0	0	0
15.7 All other A&H (b).....	0	0	0	0	0	0	0	0	0	0	0	0
15.8 Federal employees health benefits plan premium.....	0	0	0	0	0	0	0	0	0	0	0	0
16. Workers' compensation.....	0	0	0	0	0	0	0	0	0	0	0	0
17.1 Other liability-occurrence.....	0	0	0	0	0	0	0	0	0	0	0	0
17.2 Other liability-claims-made.....	0	0	0	0	0	0	0	0	0	0	0	0
17.3 Excess workers' compensation.....	0	0	0	0	0	0	0	0	0	0	0	0
18. Products liability.....	0	0	0	0	0	0	0	0	0	0	0	0
19.1 Private passenger auto no-fault (personal injury protection).....	0	0	0	0	0	0	0	0	0	0	0	0
19.2 Other private passenger auto liability.....	0	0	0	0	0	0	0	0	0	0	0	0
19.3 Commercial auto no-fault (personal injury protection).....	0	0	0	0	0	0	0	0	0	0	0	0
19.4 Other commercial auto liability.....	0	0	0	0	0	0	0	0	0	0	0	0
21.1 Private passenger auto physical damage.....	0	0	0	0	0	0	0	0	0	0	0	0
21.2 Commercial auto physical damage.....	0	0	0	0	0	0	0	0	0	0	0	0
22. Aircraft (all perils).....	0	0	0	0	0	0	0	0	0	0	0	0
23. Fidelity.....	0	0	0	0	0	0	0	0	0	0	0	0
24. Surety.....	0	0	0	0	0	0	0	0	0	0	0	0
26. Burglary and theft.....	0	0	0	0	0	0	0	0	0	0	0	0
27. Boiler and machinery.....	0	0	0	0	0	0	0	0	0	0	0	0
28. Credit.....	0	0	0	0	0	0	0	0	0	0	0	0
30. Warranty.....	0	0	0	0	0	0	0	0	0	0	0	0
34. Aggregate write-ins for other lines of business.....	0	0	0	0	0	0	0	0	0	0	0	0
35. TOTALS (a).....	0	0	0	0	0	0	0	0	0	0	0	0

DETAILS OF WRITE-INS

3401.	0	0	0	0	0	0	0	0	0	0	0	0
3402.	0	0	0	0	0	0	0	0	0	0	0	0
3403.	0	0	0	0	0	0	0	0	0	0	0	0
3498. Summary of remaining write-ins for Line 34 from overflow page.....	0	0	0	0	0	0	0	0	0	0	0	0
3499. TOTALS (Lines 3401 through 3403 plus 3498) (Line 34 above).....	0	0	0	0	0	0	0	0	0	0	0	0

(a) Finance and service charges not included in Lines 1 to 35 \$.....0.

(b) For health business on indicated lines report: Number of persons insured under PPO managed care products.....0 and number of persons insured under indemnity only products.....0.

EXHIBIT OF PREMIUMS AND LOSSES (Statutory Page 14)



NAIC Group Code....0468 NAIC Company Code....10952

BUSINESS IN Other Alien # 19 DURING THE YEAR

19

Line of Business	Gross Premiums, Including Policy and Membership Fees, Less Return Premiums and Premiums on Policies not Taken		3 Dividends Paid or Credited to Policyholders on Direct Business	4 Direct Unearned Premium Reserves	5 Direct Losses Paid (deducting salvage)	6 Direct Losses Incurred	7 Direct Losses Unpaid	8 Direct Defense and Cost Containment Expense Paid	9 Direct Defense and Cost Containment Expense Incurred	10 Direct Defense and Cost Containment Expense Unpaid	11 Commissions and Brokerage Expenses	12 Taxes, Licenses and Fees
	1 Direct Premiums Written	2 Direct Premiums Earned										
1. Fire.....	0	0	0	0	0	0	0	0	0	0	0	0
2.1 Allied lines.....	0	0	0	0	0	0	0	0	0	0	0	0
2.2 Multiple peril crop.....	0	0	0	0	0	0	0	0	0	0	0	0
2.3 Federal flood.....	0	0	0	0	0	0	0	0	0	0	0	0
2.4 Private crop.....	0	0	0	0	0	0	0	0	0	0	0	0
2.5 Private flood.....	0	0	0	0	0	0	0	0	0	0	0	0
3. Farmowners multiple peril.....	0	0	0	0	0	0	0	0	0	0	0	0
4. Homeowners multiple peril.....	0	0	0	0	0	0	0	0	0	0	0	0
5.1 Commercial multiple peril (non-liability portion).....	0	0	0	0	0	0	0	0	0	0	0	0
5.2 Commercial multiple peril (liability portion).....	0	0	0	0	0	0	0	0	0	0	0	0
6. Mortgage guaranty.....	0	0	0	0	0	0	0	0	0	0	0	0
8. Ocean marine.....	0	0	0	0	0	0	0	0	0	0	0	0
9. Inland marine.....	0	0	0	0	0	0	0	0	0	0	0	0
10. Financial guaranty.....	0	0	0	0	0	0	0	0	0	0	0	0
11. Medical professional liability.....	0	0	0	0	0	0	0	0	0	0	0	0
12. Earthquake.....	0	0	0	0	0	0	0	0	0	0	0	0
13. Group accident and health (b).....	0	0	0	0	0	0	0	0	0	0	0	0
14. Credit A&H (group and individual).....	0	0	0	0	0	0	0	0	0	0	0	0
15.1 Collectively renewable A&H (b).....	0	0	0	0	0	0	0	0	0	0	0	0
15.2 Non-cancelable A&H (b).....	0	0	0	0	0	0	0	0	0	0	0	0
15.3 Guaranteed renewable A&H (b).....	0	0	0	0	0	0	0	0	0	0	0	0
15.4 Non-renewable for stated reasons only (b).....	0	0	0	0	0	0	0	0	0	0	0	0
15.5 Other accident only.....	0	0	0	0	0	0	0	0	0	0	0	0
15.6 Medicare Title XVIII exempt from state taxes or fees.....	0	0	0	0	0	0	0	0	0	0	0	0
15.7 All other A&H (b).....	0	0	0	0	0	0	0	0	0	0	0	0
15.8 Federal employees health benefits plan premium.....	0	0	0	0	0	0	0	0	0	0	0	0
16. Workers' compensation.....	0	0	0	0	0	0	0	0	0	0	0	0
17.1 Other liability-occurrence.....	0	0	0	0	0	0	0	0	0	0	0	0
17.2 Other liability-claims-made.....	0	0	0	0	0	0	0	0	0	0	0	0
17.3 Excess workers' compensation.....	0	0	0	0	0	0	0	0	0	0	0	0
18. Products liability.....	0	0	0	0	0	0	0	0	0	0	0	0
19.1 Private passenger auto no-fault (personal injury protection).....	0	0	0	0	0	0	0	0	0	0	0	0
19.2 Other private passenger auto liability.....	0	0	0	0	0	0	0	0	0	0	0	0
19.3 Commercial auto no-fault (personal injury protection).....	0	0	0	0	0	0	0	0	0	0	0	0
19.4 Other commercial auto liability.....	0	0	0	0	0	0	0	0	0	0	0	0
21.1 Private passenger auto physical damage.....	0	0	0	0	0	0	0	0	0	0	0	0
21.2 Commercial auto physical damage.....	0	0	0	0	0	0	0	0	0	0	0	0
22. Aircraft (all perils).....	0	0	0	0	0	0	0	0	0	0	0	0
23. Fidelity.....	0	0	0	0	0	0	0	0	0	0	0	0
24. Surety.....	0	0	0	0	0	0	0	0	0	0	0	0
26. Burglary and theft.....	0	0	0	0	0	0	0	0	0	0	0	0
27. Boiler and machinery.....	0	0	0	0	0	0	0	0	0	0	0	0
28. Credit.....	0	0	0	0	0	0	0	0	0	0	0	0
30. Warranty.....	0	0	0	0	0	0	0	0	0	0	0	0
34. Aggregate write-ins for other lines of business.....	0	0	0	0	0	0	0	0	0	0	0	0
35. TOTALS (a).....	0	0	0	0	0	0	0	0	0	0	0	0

DETAILS OF WRITE-INS

3401.	0	0	0	0	0	0	0	0	0	0	0	0
3402.	0	0	0	0	0	0	0	0	0	0	0	0
3403.	0	0	0	0	0	0	0	0	0	0	0	0
3498. Summary of remaining write-ins for Line 34 from overflow page.....	0	0	0	0	0	0	0	0	0	0	0	0
3499. TOTALS (Lines 3401 through 3403 plus 3498) (Line 34 above).....	0	0	0	0	0	0	0	0	0	0	0	0

(a) Finance and service charges not included in Lines 1 to 35 \$.....0.
(b) For health business on indicated lines report: Number of persons insured under PPO managed care products.....0 and number of persons insured under indemnity only products.....0.

EXHIBIT OF PREMIUMS AND LOSSES (Statutory Page 14)



NAIC Group Code....0468 NAIC Company Code....10952

BUSINESS IN Other Alien # 20 DURING THE YEAR

Line of Business	Gross Premiums, Including Policy and Membership Fees, Less Return Premiums and Premiums on Policies not Taken		3 Dividends Paid or Credited to Policyholders on Direct Business	4 Direct Unearned Premium Reserves	5 Direct Losses Paid (deducting salvage)	6 Direct Losses Incurred	7 Direct Losses Unpaid	8 Direct Defense and Cost Containment Expense Paid	9 Direct Defense and Cost Containment Expense Incurred	10 Direct Defense and Cost Containment Expense Unpaid	11 Commissions and Brokerage Expenses	12 Taxes, Licenses and Fees
	1 Direct Premiums Written	2 Direct Premiums Earned										
1. Fire.....	0	0	0	0	0	0	0	0	0	0	0	0
2.1 Allied lines.....	0	0	0	0	0	0	0	0	0	0	0	0
2.2 Multiple peril crop.....	0	0	0	0	0	0	0	0	0	0	0	0
2.3 Federal flood.....	0	0	0	0	0	0	0	0	0	0	0	0
2.4 Private crop.....	0	0	0	0	0	0	0	0	0	0	0	0
2.5 Private flood.....	0	0	0	0	0	0	0	0	0	0	0	0
3. Farmowners multiple peril.....	0	0	0	0	0	0	0	0	0	0	0	0
4. Homeowners multiple peril.....	0	0	0	0	0	0	0	0	0	0	0	0
5.1 Commercial multiple peril (non-liability portion).....	0	0	0	0	0	0	0	0	0	0	0	0
5.2 Commercial multiple peril (liability portion).....	0	0	0	0	0	0	0	0	0	0	0	0
6. Mortgage guaranty.....	0	0	0	0	0	0	0	0	0	0	0	0
8. Ocean marine.....	0	0	0	0	0	0	0	0	0	0	0	0
9. Inland marine.....	0	0	0	0	0	0	0	0	0	0	0	0
10. Financial guaranty.....	0	0	0	0	0	0	0	0	0	0	0	0
11. Medical professional liability.....	0	0	0	0	0	0	0	0	0	0	0	0
12. Earthquake.....	0	0	0	0	0	0	0	0	0	0	0	0
13. Group accident and health (b).....	0	0	0	0	0	0	0	0	0	0	0	0
14. Credit A&H (group and individual).....	0	0	0	0	0	0	0	0	0	0	0	0
15.1 Collectively renewable A&H (b).....	0	0	0	0	0	0	0	0	0	0	0	0
15.2 Non-cancelable A&H (b).....	0	0	0	0	0	0	0	0	0	0	0	0
15.3 Guaranteed renewable A&H (b).....	0	0	0	0	0	0	0	0	0	0	0	0
15.4 Non-renewable for stated reasons only (b).....	0	0	0	0	0	0	0	0	0	0	0	0
15.5 Other accident only.....	0	0	0	0	0	0	0	0	0	0	0	0
15.6 Medicare Title XVIII exempt from state taxes or fees.....	0	0	0	0	0	0	0	0	0	0	0	0
15.7 All other A&H (b).....	0	0	0	0	0	0	0	0	0	0	0	0
15.8 Federal employees health benefits plan premium.....	0	0	0	0	0	0	0	0	0	0	0	0
16. Workers' compensation.....	0	0	0	0	0	0	0	0	0	0	0	0
17.1 Other liability-occurrence.....	0	0	0	0	0	0	0	0	0	0	0	0
17.2 Other liability-claims-made.....	0	0	0	0	0	0	0	0	0	0	0	0
17.3 Excess workers' compensation.....	0	0	0	0	0	0	0	0	0	0	0	0
18. Products liability.....	0	0	0	0	0	0	0	0	0	0	0	0
19.1 Private passenger auto no-fault (personal injury protection).....	0	0	0	0	0	0	0	0	0	0	0	0
19.2 Other private passenger auto liability.....	0	0	0	0	0	0	0	0	0	0	0	0
19.3 Commercial auto no-fault (personal injury protection).....	0	0	0	0	0	0	0	0	0	0	0	0
19.4 Other commercial auto liability.....	0	0	0	0	0	0	0	0	0	0	0	0
21.1 Private passenger auto physical damage.....	0	0	0	0	0	0	0	0	0	0	0	0
21.2 Commercial auto physical damage.....	0	0	0	0	0	0	0	0	0	0	0	0
22. Aircraft (all perils).....	0	0	0	0	0	0	0	0	0	0	0	0
23. Fidelity.....	0	0	0	0	0	0	0	0	0	0	0	0
24. Surety.....	0	0	0	0	0	0	0	0	0	0	0	0
26. Burglary and theft.....	0	0	0	0	0	0	0	0	0	0	0	0
27. Boiler and machinery.....	0	0	0	0	0	0	0	0	0	0	0	0
28. Credit.....	0	0	0	0	0	0	0	0	0	0	0	0
30. Warranty.....	0	0	0	0	0	0	0	0	0	0	0	0
34. Aggregate write-ins for other lines of business.....	0	0	0	0	0	0	0	0	0	0	0	0
35. TOTALS (a).....	0	0	0	0	0	0	0	0	0	0	0	0

DETAILS OF WRITE-INS

3401.	0	0	0	0	0	0	0	0	0	0	0	0
3402.	0	0	0	0	0	0	0	0	0	0	0	0
3403.	0	0	0	0	0	0	0	0	0	0	0	0
3498. Summary of remaining write-ins for Line 34 from overflow page.....	0	0	0	0	0	0	0	0	0	0	0	0
3499. TOTALS (Lines 3401 through 3403 plus 3498) (Line 34 above).....	0	0	0	0	0	0	0	0	0	0	0	0

(a) Finance and service charges not included in Lines 1 to 35 \$.....0.

(b) For health business on indicated lines report: Number of persons insured under PPO managed care products.....0 and number of persons insured under indemnity only products.....0.

EXHIBIT OF PREMIUMS AND LOSSES (Statutory Page 14)



NAIC Group Code....0468 NAIC Company Code....10952

BUSINESS IN Other Alien # 21 DURING THE YEAR

Line of Business	Gross Premiums, Including Policy and Membership Fees, Less Return Premiums and Premiums on Policies not Taken		3 Dividends Paid or Credited to Policyholders on Direct Business	4 Direct Unearned Premium Reserves	5 Direct Losses Paid (deducting salvage)	6 Direct Losses Incurred	7 Direct Losses Unpaid	8 Direct Defense and Cost Containment Expense Paid	9 Direct Defense and Cost Containment Expense Incurred	10 Direct Defense and Cost Containment Expense Unpaid	11 Commissions and Brokerage Expenses	12 Taxes, Licenses and Fees
	1 Direct Premiums Written	2 Direct Premiums Earned										
1. Fire.....	0	0	0	0	0	0	0	0	0	0	0	0
2.1 Allied lines.....	0	0	0	0	0	0	0	0	0	0	0	0
2.2 Multiple peril crop.....	0	0	0	0	0	0	0	0	0	0	0	0
2.3 Federal flood.....	0	0	0	0	0	0	0	0	0	0	0	0
2.4 Private crop.....	0	0	0	0	0	0	0	0	0	0	0	0
2.5 Private flood.....	0	0	0	0	0	0	0	0	0	0	0	0
3. Farmowners multiple peril.....	0	0	0	0	0	0	0	0	0	0	0	0
4. Homeowners multiple peril.....	0	0	0	0	0	0	0	0	0	0	0	0
5.1 Commercial multiple peril (non-liability portion).....	0	0	0	0	0	0	0	0	0	0	0	0
5.2 Commercial multiple peril (liability portion).....	0	0	0	0	0	0	0	0	0	0	0	0
6. Mortgage guaranty.....	0	0	0	0	0	0	0	0	0	0	0	0
8. Ocean marine.....	0	0	0	0	0	0	0	0	0	0	0	0
9. Inland marine.....	0	0	0	0	0	0	0	0	0	0	0	0
10. Financial guaranty.....	0	0	0	0	0	0	0	0	0	0	0	0
11. Medical professional liability.....	0	0	0	0	0	0	0	0	0	0	0	0
12. Earthquake.....	0	0	0	0	0	0	0	0	0	0	0	0
13. Group accident and health (b).....	0	0	0	0	0	0	0	0	0	0	0	0
14. Credit A&H (group and individual).....	0	0	0	0	0	0	0	0	0	0	0	0
15.1 Collectively renewable A&H (b).....	0	0	0	0	0	0	0	0	0	0	0	0
15.2 Non-cancelable A&H (b).....	0	0	0	0	0	0	0	0	0	0	0	0
15.3 Guaranteed renewable A&H (b).....	0	0	0	0	0	0	0	0	0	0	0	0
15.4 Non-renewable for stated reasons only (b).....	0	0	0	0	0	0	0	0	0	0	0	0
15.5 Other accident only.....	0	0	0	0	0	0	0	0	0	0	0	0
15.6 Medicare Title XVIII exempt from state taxes or fees.....	0	0	0	0	0	0	0	0	0	0	0	0
15.7 All other A&H (b).....	0	0	0	0	0	0	0	0	0	0	0	0
15.8 Federal employees health benefits plan premium.....	0	0	0	0	0	0	0	0	0	0	0	0
16. Workers' compensation.....	0	0	0	0	0	0	0	0	0	0	0	0
17.1 Other liability-occurrence.....	0	0	0	0	0	0	0	0	0	0	0	0
17.2 Other liability-claims-made.....	0	0	0	0	0	0	0	0	0	0	0	0
17.3 Excess workers' compensation.....	0	0	0	0	0	0	0	0	0	0	0	0
18. Products liability.....	0	0	0	0	0	0	0	0	0	0	0	0
19.1 Private passenger auto no-fault (personal injury protection).....	0	0	0	0	0	0	0	0	0	0	0	0
19.2 Other private passenger auto liability.....	0	0	0	0	0	0	0	0	0	0	0	0
19.3 Commercial auto no-fault (personal injury protection).....	0	0	0	0	0	0	0	0	0	0	0	0
19.4 Other commercial auto liability.....	0	0	0	0	0	0	0	0	0	0	0	0
21.1 Private passenger auto physical damage.....	0	0	0	0	0	0	0	0	0	0	0	0
21.2 Commercial auto physical damage.....	0	0	0	0	0	0	0	0	0	0	0	0
22. Aircraft (all perils).....	0	0	0	0	0	0	0	0	0	0	0	0
23. Fidelity.....	0	0	0	0	0	0	0	0	0	0	0	0
24. Surety.....	0	0	0	0	0	0	0	0	0	0	0	0
26. Burglary and theft.....	0	0	0	0	0	0	0	0	0	0	0	0
27. Boiler and machinery.....	0	0	0	0	0	0	0	0	0	0	0	0
28. Credit.....	0	0	0	0	0	0	0	0	0	0	0	0
30. Warranty.....	0	0	0	0	0	0	0	0	0	0	0	0
34. Aggregate write-ins for other lines of business.....	0	0	0	0	0	0	0	0	0	0	0	0
35. TOTALS (a).....	0	0	0	0	0	0	0	0	0	0	0	0

DETAILS OF WRITE-INS

3401.	0	0	0	0	0	0	0	0	0	0	0	0
3402.	0	0	0	0	0	0	0	0	0	0	0	0
3403.	0	0	0	0	0	0	0	0	0	0	0	0
3498. Summary of remaining write-ins for Line 34 from overflow page.....	0	0	0	0	0	0	0	0	0	0	0	0
3499. TOTALS (Lines 3401 through 3403 plus 3498) (Line 34 above).....	0	0	0	0	0	0	0	0	0	0	0	0

(a) Finance and service charges not included in Lines 1 to 35 \$.....0.

(b) For health business on indicated lines report: Number of persons insured under PPO managed care products.....0 and number of persons insured under indemnity only products.....0.

EXHIBIT OF PREMIUMS AND LOSSES (Statutory Page 14)



NAIC Group Code....0468 NAIC Company Code....10952

BUSINESS IN Other Alien # 22 DURING THE YEAR

Line of Business	Gross Premiums, Including Policy and Membership Fees, Less Return Premiums and Premiums on Policies not Taken		3 Dividends Paid or Credited to Policyholders on Direct Business	4 Direct Unearned Premium Reserves	5 Direct Losses Paid (deducting salvage)	6 Direct Losses Incurred	7 Direct Losses Unpaid	8 Direct Defense and Cost Containment Expense Paid	9 Direct Defense and Cost Containment Expense Incurred	10 Direct Defense and Cost Containment Expense Unpaid	11 Commissions and Brokerage Expenses	12 Taxes, Licenses and Fees
	1 Direct Premiums Written	2 Direct Premiums Earned										
1. Fire.....	0	0	0	0	0	0	0	0	0	0	0	0
2.1 Allied lines.....	0	0	0	0	0	0	0	0	0	0	0	0
2.2 Multiple peril crop.....	0	0	0	0	0	0	0	0	0	0	0	0
2.3 Federal flood.....	0	0	0	0	0	0	0	0	0	0	0	0
2.4 Private crop.....	0	0	0	0	0	0	0	0	0	0	0	0
2.5 Private flood.....	0	0	0	0	0	0	0	0	0	0	0	0
3. Farmowners multiple peril.....	0	0	0	0	0	0	0	0	0	0	0	0
4. Homeowners multiple peril.....	0	0	0	0	0	0	0	0	0	0	0	0
5.1 Commercial multiple peril (non-liability portion).....	0	0	0	0	0	0	0	0	0	0	0	0
5.2 Commercial multiple peril (liability portion).....	0	0	0	0	0	0	0	0	0	0	0	0
6. Mortgage guaranty.....	0	0	0	0	0	0	0	0	0	0	0	0
8. Ocean marine.....	0	0	0	0	0	0	0	0	0	0	0	0
9. Inland marine.....	0	0	0	0	0	0	0	0	0	0	0	0
10. Financial guaranty.....	0	0	0	0	0	0	0	0	0	0	0	0
11. Medical professional liability.....	0	0	0	0	0	0	0	0	0	0	0	0
12. Earthquake.....	0	0	0	0	0	0	0	0	0	0	0	0
13. Group accident and health (b).....	0	0	0	0	0	0	0	0	0	0	0	0
14. Credit A&H (group and individual).....	0	0	0	0	0	0	0	0	0	0	0	0
15.1 Collectively renewable A&H (b).....	0	0	0	0	0	0	0	0	0	0	0	0
15.2 Non-cancelable A&H (b).....	0	0	0	0	0	0	0	0	0	0	0	0
15.3 Guaranteed renewable A&H (b).....	0	0	0	0	0	0	0	0	0	0	0	0
15.4 Non-renewable for stated reasons only (b).....	0	0	0	0	0	0	0	0	0	0	0	0
15.5 Other accident only.....	0	0	0	0	0	0	0	0	0	0	0	0
15.6 Medicare Title XVIII exempt from state taxes or fees.....	0	0	0	0	0	0	0	0	0	0	0	0
15.7 All other A&H (b).....	0	0	0	0	0	0	0	0	0	0	0	0
15.8 Federal employees health benefits plan premium.....	0	0	0	0	0	0	0	0	0	0	0	0
16. Workers' compensation.....	0	0	0	0	0	0	0	0	0	0	0	0
17.1 Other liability-occurrence.....	0	0	0	0	0	0	0	0	0	0	0	0
17.2 Other liability-claims-made.....	0	0	0	0	0	0	0	0	0	0	0	0
17.3 Excess workers' compensation.....	0	0	0	0	0	0	0	0	0	0	0	0
18. Products liability.....	0	0	0	0	0	0	0	0	0	0	0	0
19.1 Private passenger auto no-fault (personal injury protection).....	0	0	0	0	0	0	0	0	0	0	0	0
19.2 Other private passenger auto liability.....	0	0	0	0	0	0	0	0	0	0	0	0
19.3 Commercial auto no-fault (personal injury protection).....	0	0	0	0	0	0	0	0	0	0	0	0
19.4 Other commercial auto liability.....	0	0	0	0	0	0	0	0	0	0	0	0
21.1 Private passenger auto physical damage.....	0	0	0	0	0	0	0	0	0	0	0	0
21.2 Commercial auto physical damage.....	0	0	0	0	0	0	0	0	0	0	0	0
22. Aircraft (all perils).....	0	0	0	0	0	0	0	0	0	0	0	0
23. Fidelity.....	0	0	0	0	0	0	0	0	0	0	0	0
24. Surety.....	0	0	0	0	0	0	0	0	0	0	0	0
26. Burglary and theft.....	0	0	0	0	0	0	0	0	0	0	0	0
27. Boiler and machinery.....	0	0	0	0	0	0	0	0	0	0	0	0
28. Credit.....	0	0	0	0	0	0	0	0	0	0	0	0
30. Warranty.....	0	0	0	0	0	0	0	0	0	0	0	0
34. Aggregate write-ins for other lines of business.....	0	0	0	0	0	0	0	0	0	0	0	0
35. TOTALS (a).....	0	0	0	0	0	0	0	0	0	0	0	0

DETAILS OF WRITE-INS

3401.	0	0	0	0	0	0	0	0	0	0	0	0
3402.	0	0	0	0	0	0	0	0	0	0	0	0
3403.	0	0	0	0	0	0	0	0	0	0	0	0
3498. Summary of remaining write-ins for Line 34 from overflow page.....	0	0	0	0	0	0	0	0	0	0	0	0
3499. TOTALS (Lines 3401 through 3403 plus 3498) (Line 34 above).....	0	0	0	0	0	0	0	0	0	0	0	0

(a) Finance and service charges not included in Lines 1 to 35 \$.....0.
(b) For health business on indicated lines report: Number of persons insured under PPO managed care products.....0 and number of persons insured under indemnity only products.....0.

EXHIBIT OF PREMIUMS AND LOSSES (Statutory Page 14)



NAIC Group Code....0468 NAIC Company Code....10952

BUSINESS IN Other Alien # 23 DURING THE YEAR

Line of Business	Gross Premiums, Including Policy and Membership Fees, Less Return Premiums and Premiums on Policies not Taken		3 Dividends Paid or Credited to Policyholders on Direct Business	4 Direct Unearned Premium Reserves	5 Direct Losses Paid (deducting salvage)	6 Direct Losses Incurred	7 Direct Losses Unpaid	8 Direct Defense and Cost Containment Expense Paid	9 Direct Defense and Cost Containment Expense Incurred	10 Direct Defense and Cost Containment Expense Unpaid	11 Commissions and Brokerage Expenses	12 Taxes, Licenses and Fees
	1 Direct Premiums Written	2 Direct Premiums Earned										
1. Fire.....	0	0	0	0	0	0	0	0	0	0	0	0
2.1 Allied lines.....	0	0	0	0	0	0	0	0	0	0	0	0
2.2 Multiple peril crop.....	0	0	0	0	0	0	0	0	0	0	0	0
2.3 Federal flood.....	0	0	0	0	0	0	0	0	0	0	0	0
2.4 Private crop.....	0	0	0	0	0	0	0	0	0	0	0	0
2.5 Private flood.....	0	0	0	0	0	0	0	0	0	0	0	0
3. Farmowners multiple peril.....	0	0	0	0	0	0	0	0	0	0	0	0
4. Homeowners multiple peril.....	0	0	0	0	0	0	0	0	0	0	0	0
5.1 Commercial multiple peril (non-liability portion).....	0	0	0	0	0	0	0	0	0	0	0	0
5.2 Commercial multiple peril (liability portion).....	0	0	0	0	0	0	0	0	0	0	0	0
6. Mortgage guaranty.....	0	0	0	0	0	0	0	0	0	0	0	0
8. Ocean marine.....	0	0	0	0	0	0	0	0	0	0	0	0
9. Inland marine.....	0	0	0	0	0	0	0	0	0	0	0	0
10. Financial guaranty.....	0	0	0	0	0	0	0	0	0	0	0	0
11. Medical professional liability.....	0	0	0	0	0	0	0	0	0	0	0	0
12. Earthquake.....	0	0	0	0	0	0	0	0	0	0	0	0
13. Group accident and health (b).....	0	0	0	0	0	0	0	0	0	0	0	0
14. Credit A&H (group and individual).....	0	0	0	0	0	0	0	0	0	0	0	0
15.1 Collectively renewable A&H (b).....	0	0	0	0	0	0	0	0	0	0	0	0
15.2 Non-cancelable A&H (b).....	0	0	0	0	0	0	0	0	0	0	0	0
15.3 Guaranteed renewable A&H (b).....	0	0	0	0	0	0	0	0	0	0	0	0
15.4 Non-renewable for stated reasons only (b).....	0	0	0	0	0	0	0	0	0	0	0	0
15.5 Other accident only.....	0	0	0	0	0	0	0	0	0	0	0	0
15.6 Medicare Title XVIII exempt from state taxes or fees.....	0	0	0	0	0	0	0	0	0	0	0	0
15.7 All other A&H (b).....	0	0	0	0	0	0	0	0	0	0	0	0
15.8 Federal employees health benefits plan premium.....	0	0	0	0	0	0	0	0	0	0	0	0
16. Workers' compensation.....	0	0	0	0	0	0	0	0	0	0	0	0
17.1 Other liability-occurrence.....	0	0	0	0	0	0	0	0	0	0	0	0
17.2 Other liability-claims-made.....	0	0	0	0	0	0	0	0	0	0	0	0
17.3 Excess workers' compensation.....	0	0	0	0	0	0	0	0	0	0	0	0
18. Products liability.....	0	0	0	0	0	0	0	0	0	0	0	0
19.1 Private passenger auto no-fault (personal injury protection).....	0	0	0	0	0	0	0	0	0	0	0	0
19.2 Other private passenger auto liability.....	0	0	0	0	0	0	0	0	0	0	0	0
19.3 Commercial auto no-fault (personal injury protection).....	0	0	0	0	0	0	0	0	0	0	0	0
19.4 Other commercial auto liability.....	0	0	0	0	0	0	0	0	0	0	0	0
21.1 Private passenger auto physical damage.....	0	0	0	0	0	0	0	0	0	0	0	0
21.2 Commercial auto physical damage.....	0	0	0	0	0	0	0	0	0	0	0	0
22. Aircraft (all perils).....	0	0	0	0	0	0	0	0	0	0	0	0
23. Fidelity.....	0	0	0	0	0	0	0	0	0	0	0	0
24. Surety.....	0	0	0	0	0	0	0	0	0	0	0	0
26. Burglary and theft.....	0	0	0	0	0	0	0	0	0	0	0	0
27. Boiler and machinery.....	0	0	0	0	0	0	0	0	0	0	0	0
28. Credit.....	0	0	0	0	0	0	0	0	0	0	0	0
30. Warranty.....	0	0	0	0	0	0	0	0	0	0	0	0
34. Aggregate write-ins for other lines of business.....	0	0	0	0	0	0	0	0	0	0	0	0
35. TOTALS (a).....	0	0	0	0	0	0	0	0	0	0	0	0

DETAILS OF WRITE-INS

3401.	0	0	0	0	0	0	0	0	0	0	0	0
3402.	0	0	0	0	0	0	0	0	0	0	0	0
3403.	0	0	0	0	0	0	0	0	0	0	0	0
3498. Summary of remaining write-ins for Line 34 from overflow page.....	0	0	0	0	0	0	0	0	0	0	0	0
3499. TOTALS (Lines 3401 through 3403 plus 3498) (Line 34 above).....	0	0	0	0	0	0	0	0	0	0	0	0

(a) Finance and service charges not included in Lines 1 to 35 \$.....0.
(b) For health business on indicated lines report: Number of persons insured under PPO managed care products.....0 and number of persons insured under indemnity only products.....0.

EXHIBIT OF PREMIUMS AND LOSSES (Statutory Page 14)



NAIC Group Code....0468 NAIC Company Code....10952

BUSINESS IN Other Alien # 24 DURING THE YEAR

Line of Business	Gross Premiums, Including Policy and Membership Fees, Less Return Premiums and Premiums on Policies not Taken		3 Dividends Paid or Credited to Policyholders on Direct Business	4 Direct Unearned Premium Reserves	5 Direct Losses Paid (deducting salvage)	6 Direct Losses Incurred	7 Direct Losses Unpaid	8 Direct Defense and Cost Containment Expense Paid	9 Direct Defense and Cost Containment Expense Incurred	10 Direct Defense and Cost Containment Expense Unpaid	11 Commissions and Brokerage Expenses	12 Taxes, Licenses and Fees
	1 Direct Premiums Written	2 Direct Premiums Earned										
1. Fire.....	0	0	0	0	0	0	0	0	0	0	0	0
2.1 Allied lines.....	0	0	0	0	0	0	0	0	0	0	0	0
2.2 Multiple peril crop.....	0	0	0	0	0	0	0	0	0	0	0	0
2.3 Federal flood.....	0	0	0	0	0	0	0	0	0	0	0	0
2.4 Private crop.....	0	0	0	0	0	0	0	0	0	0	0	0
2.5 Private flood.....	0	0	0	0	0	0	0	0	0	0	0	0
3. Farmowners multiple peril.....	0	0	0	0	0	0	0	0	0	0	0	0
4. Homeowners multiple peril.....	0	0	0	0	0	0	0	0	0	0	0	0
5.1 Commercial multiple peril (non-liability portion).....	0	0	0	0	0	0	0	0	0	0	0	0
5.2 Commercial multiple peril (liability portion).....	0	0	0	0	0	0	0	0	0	0	0	0
6. Mortgage guaranty.....	0	0	0	0	0	0	0	0	0	0	0	0
8. Ocean marine.....	0	0	0	0	0	0	0	0	0	0	0	0
9. Inland marine.....	0	0	0	0	0	0	0	0	0	0	0	0
10. Financial guaranty.....	0	0	0	0	0	0	0	0	0	0	0	0
11. Medical professional liability.....	0	0	0	0	0	0	0	0	0	0	0	0
12. Earthquake.....	0	0	0	0	0	0	0	0	0	0	0	0
13. Group accident and health (b).....	0	0	0	0	0	0	0	0	0	0	0	0
14. Credit A&H (group and individual).....	0	0	0	0	0	0	0	0	0	0	0	0
15.1 Collectively renewable A&H (b).....	0	0	0	0	0	0	0	0	0	0	0	0
15.2 Non-cancelable A&H (b).....	0	0	0	0	0	0	0	0	0	0	0	0
15.3 Guaranteed renewable A&H (b).....	0	0	0	0	0	0	0	0	0	0	0	0
15.4 Non-renewable for stated reasons only (b).....	0	0	0	0	0	0	0	0	0	0	0	0
15.5 Other accident only.....	0	0	0	0	0	0	0	0	0	0	0	0
15.6 Medicare Title XVIII exempt from state taxes or fees.....	0	0	0	0	0	0	0	0	0	0	0	0
15.7 All other A&H (b).....	0	0	0	0	0	0	0	0	0	0	0	0
15.8 Federal employees health benefits plan premium.....	0	0	0	0	0	0	0	0	0	0	0	0
16. Workers' compensation.....	0	0	0	0	0	0	0	0	0	0	0	0
17.1 Other liability-occurrence.....	0	0	0	0	0	0	0	0	0	0	0	0
17.2 Other liability-claims-made.....	0	0	0	0	0	0	0	0	0	0	0	0
17.3 Excess workers' compensation.....	0	0	0	0	0	0	0	0	0	0	0	0
18. Products liability.....	0	0	0	0	0	0	0	0	0	0	0	0
19.1 Private passenger auto no-fault (personal injury protection).....	0	0	0	0	0	0	0	0	0	0	0	0
19.2 Other private passenger auto liability.....	0	0	0	0	0	0	0	0	0	0	0	0
19.3 Commercial auto no-fault (personal injury protection).....	0	0	0	0	0	0	0	0	0	0	0	0
19.4 Other commercial auto liability.....	0	0	0	0	0	0	0	0	0	0	0	0
21.1 Private passenger auto physical damage.....	0	0	0	0	0	0	0	0	0	0	0	0
21.2 Commercial auto physical damage.....	0	0	0	0	0	0	0	0	0	0	0	0
22. Aircraft (all perils).....	0	0	0	0	0	0	0	0	0	0	0	0
23. Fidelity.....	0	0	0	0	0	0	0	0	0	0	0	0
24. Surety.....	0	0	0	0	0	0	0	0	0	0	0	0
26. Burglary and theft.....	0	0	0	0	0	0	0	0	0	0	0	0
27. Boiler and machinery.....	0	0	0	0	0	0	0	0	0	0	0	0
28. Credit.....	0	0	0	0	0	0	0	0	0	0	0	0
30. Warranty.....	0	0	0	0	0	0	0	0	0	0	0	0
34. Aggregate write-ins for other lines of business.....	0	0	0	0	0	0	0	0	0	0	0	0
35. TOTALS (a).....	0	0	0	0	0	0	0	0	0	0	0	0

DETAILS OF WRITE-INS

3401.	0	0	0	0	0	0	0	0	0	0	0	0
3402.	0	0	0	0	0	0	0	0	0	0	0	0
3403.	0	0	0	0	0	0	0	0	0	0	0	0
3498. Summary of remaining write-ins for Line 34 from overflow page.....	0	0	0	0	0	0	0	0	0	0	0	0
3499. TOTALS (Lines 3401 through 3403 plus 3498) (Line 34 above).....	0	0	0	0	0	0	0	0	0	0	0	0

(a) Finance and service charges not included in Lines 1 to 35 \$.....0.

(b) For health business on indicated lines report: Number of persons insured under PPO managed care products.....0 and number of persons insured under indemnity only products.....0.

EXHIBIT OF PREMIUMS AND LOSSES (Statutory Page 14)



NAIC Group Code....0468 NAIC Company Code....10952

BUSINESS IN Other Alien # 25 DURING THE YEAR

Line of Business	Gross Premiums, Including Policy and Membership Fees, Less Return Premiums and Premiums on Policies not Taken		3 Dividends Paid or Credited to Policyholders on Direct Business	4 Direct Unearned Premium Reserves	5 Direct Losses Paid (deducting salvage)	6 Direct Losses Incurred	7 Direct Losses Unpaid	8 Direct Defense and Cost Containment Expense Paid	9 Direct Defense and Cost Containment Expense Incurred	10 Direct Defense and Cost Containment Expense Unpaid	11 Commissions and Brokerage Expenses	12 Taxes, Licenses and Fees
	1 Direct Premiums Written	2 Direct Premiums Earned										
1. Fire.....	0	0	0	0	0	0	0	0	0	0	0	0
2.1 Allied lines.....	0	0	0	0	0	0	0	0	0	0	0	0
2.2 Multiple peril crop.....	0	0	0	0	0	0	0	0	0	0	0	0
2.3 Federal flood.....	0	0	0	0	0	0	0	0	0	0	0	0
2.4 Private crop.....	0	0	0	0	0	0	0	0	0	0	0	0
2.5 Private flood.....	0	0	0	0	0	0	0	0	0	0	0	0
3. Farmowners multiple peril.....	0	0	0	0	0	0	0	0	0	0	0	0
4. Homeowners multiple peril.....	0	0	0	0	0	0	0	0	0	0	0	0
5.1 Commercial multiple peril (non-liability portion).....	0	0	0	0	0	0	0	0	0	0	0	0
5.2 Commercial multiple peril (liability portion).....	0	0	0	0	0	0	0	0	0	0	0	0
6. Mortgage guaranty.....	0	0	0	0	0	0	0	0	0	0	0	0
8. Ocean marine.....	0	0	0	0	0	0	0	0	0	0	0	0
9. Inland marine.....	0	0	0	0	0	0	0	0	0	0	0	0
10. Financial guaranty.....	0	0	0	0	0	0	0	0	0	0	0	0
11. Medical professional liability.....	0	0	0	0	0	0	0	0	0	0	0	0
12. Earthquake.....	0	0	0	0	0	0	0	0	0	0	0	0
13. Group accident and health (b).....	0	0	0	0	0	0	0	0	0	0	0	0
14. Credit A&H (group and individual).....	0	0	0	0	0	0	0	0	0	0	0	0
15.1 Collectively renewable A&H (b).....	0	0	0	0	0	0	0	0	0	0	0	0
15.2 Non-cancelable A&H (b).....	0	0	0	0	0	0	0	0	0	0	0	0
15.3 Guaranteed renewable A&H (b).....	0	0	0	0	0	0	0	0	0	0	0	0
15.4 Non-renewable for stated reasons only (b).....	0	0	0	0	0	0	0	0	0	0	0	0
15.5 Other accident only.....	0	0	0	0	0	0	0	0	0	0	0	0
15.6 Medicare Title XVIII exempt from state taxes or fees.....	0	0	0	0	0	0	0	0	0	0	0	0
15.7 All other A&H (b).....	0	0	0	0	0	0	0	0	0	0	0	0
15.8 Federal employees health benefits plan premium.....	0	0	0	0	0	0	0	0	0	0	0	0
16. Workers' compensation.....	0	0	0	0	0	0	0	0	0	0	0	0
17.1 Other liability-occurrence.....	0	0	0	0	0	0	0	0	0	0	0	0
17.2 Other liability-claims-made.....	0	0	0	0	0	0	0	0	0	0	0	0
17.3 Excess workers' compensation.....	0	0	0	0	0	0	0	0	0	0	0	0
18. Products liability.....	0	0	0	0	0	0	0	0	0	0	0	0
19.1 Private passenger auto no-fault (personal injury protection).....	0	0	0	0	0	0	0	0	0	0	0	0
19.2 Other private passenger auto liability.....	0	0	0	0	0	0	0	0	0	0	0	0
19.3 Commercial auto no-fault (personal injury protection).....	0	0	0	0	0	0	0	0	0	0	0	0
19.4 Other commercial auto liability.....	0	0	0	0	0	0	0	0	0	0	0	0
21.1 Private passenger auto physical damage.....	0	0	0	0	0	0	0	0	0	0	0	0
21.2 Commercial auto physical damage.....	0	0	0	0	0	0	0	0	0	0	0	0
22. Aircraft (all perils).....	0	0	0	0	0	0	0	0	0	0	0	0
23. Fidelity.....	0	0	0	0	0	0	0	0	0	0	0	0
24. Surety.....	0	0	0	0	0	0	0	0	0	0	0	0
26. Burglary and theft.....	0	0	0	0	0	0	0	0	0	0	0	0
27. Boiler and machinery.....	0	0	0	0	0	0	0	0	0	0	0	0
28. Credit.....	0	0	0	0	0	0	0	0	0	0	0	0
30. Warranty.....	0	0	0	0	0	0	0	0	0	0	0	0
34. Aggregate write-ins for other lines of business.....	0	0	0	0	0	0	0	0	0	0	0	0
35. TOTALS (a).....	0	0	0	0	0	0	0	0	0	0	0	0

DETAILS OF WRITE-INS

3401.	0	0	0	0	0	0	0	0	0	0	0	0
3402.	0	0	0	0	0	0	0	0	0	0	0	0
3403.	0	0	0	0	0	0	0	0	0	0	0	0
3498. Summary of remaining write-ins for Line 34 from overflow page.....	0	0	0	0	0	0	0	0	0	0	0	0
3499. TOTALS (Lines 3401 through 3403 plus 3498) (Line 34 above).....	0	0	0	0	0	0	0	0	0	0	0	0

(a) Finance and service charges not included in Lines 1 to 35 \$.....0.

(b) For health business on indicated lines report: Number of persons insured under PPO managed care products.....0 and number of persons insured under indemnity only products.....0.

EXHIBIT OF PREMIUMS AND LOSSES (Statutory Page 14)



NAIC Group Code....0468 NAIC Company Code....10952

BUSINESS IN Other Alien # 26 DURING THE YEAR

Line of Business	Gross Premiums, Including Policy and Membership Fees, Less Return Premiums and Premiums on Policies not Taken		3 Dividends Paid or Credited to Policyholders on Direct Business	4 Direct Unearned Premium Reserves	5 Direct Losses Paid (deducting salvage)	6 Direct Losses Incurred	7 Direct Losses Unpaid	8 Direct Defense and Cost Containment Expense Paid	9 Direct Defense and Cost Containment Expense Incurred	10 Direct Defense and Cost Containment Expense Unpaid	11 Commissions and Brokerage Expenses	12 Taxes, Licenses and Fees
	1 Direct Premiums Written	2 Direct Premiums Earned										
1. Fire.....	0	0	0	0	0	0	0	0	0	0	0	0
2.1 Allied lines.....	0	0	0	0	0	0	0	0	0	0	0	0
2.2 Multiple peril crop.....	0	0	0	0	0	0	0	0	0	0	0	0
2.3 Federal flood.....	0	0	0	0	0	0	0	0	0	0	0	0
2.4 Private crop.....	0	0	0	0	0	0	0	0	0	0	0	0
2.5 Private flood.....	0	0	0	0	0	0	0	0	0	0	0	0
3. Farmowners multiple peril.....	0	0	0	0	0	0	0	0	0	0	0	0
4. Homeowners multiple peril.....	0	0	0	0	0	0	0	0	0	0	0	0
5.1 Commercial multiple peril (non-liability portion).....	0	0	0	0	0	0	0	0	0	0	0	0
5.2 Commercial multiple peril (liability portion).....	0	0	0	0	0	0	0	0	0	0	0	0
6. Mortgage guaranty.....	0	0	0	0	0	0	0	0	0	0	0	0
8. Ocean marine.....	0	0	0	0	0	0	0	0	0	0	0	0
9. Inland marine.....	0	0	0	0	0	0	0	0	0	0	0	0
10. Financial guaranty.....	0	0	0	0	0	0	0	0	0	0	0	0
11. Medical professional liability.....	0	0	0	0	0	0	0	0	0	0	0	0
12. Earthquake.....	0	0	0	0	0	0	0	0	0	0	0	0
13. Group accident and health (b).....	0	0	0	0	0	0	0	0	0	0	0	0
14. Credit A&H (group and individual).....	0	0	0	0	0	0	0	0	0	0	0	0
15.1 Collectively renewable A&H (b).....	0	0	0	0	0	0	0	0	0	0	0	0
15.2 Non-cancelable A&H (b).....	0	0	0	0	0	0	0	0	0	0	0	0
15.3 Guaranteed renewable A&H (b).....	0	0	0	0	0	0	0	0	0	0	0	0
15.4 Non-renewable for stated reasons only (b).....	0	0	0	0	0	0	0	0	0	0	0	0
15.5 Other accident only.....	0	0	0	0	0	0	0	0	0	0	0	0
15.6 Medicare Title XVIII exempt from state taxes or fees.....	0	0	0	0	0	0	0	0	0	0	0	0
15.7 All other A&H (b).....	0	0	0	0	0	0	0	0	0	0	0	0
15.8 Federal employees health benefits plan premium.....	0	0	0	0	0	0	0	0	0	0	0	0
16. Workers' compensation.....	0	0	0	0	0	0	0	0	0	0	0	0
17.1 Other liability-occurrence.....	0	0	0	0	0	0	0	0	0	0	0	0
17.2 Other liability-claims-made.....	0	0	0	0	0	0	0	0	0	0	0	0
17.3 Excess workers' compensation.....	0	0	0	0	0	0	0	0	0	0	0	0
18. Products liability.....	0	0	0	0	0	0	0	0	0	0	0	0
19.1 Private passenger auto no-fault (personal injury protection).....	0	0	0	0	0	0	0	0	0	0	0	0
19.2 Other private passenger auto liability.....	0	0	0	0	0	0	0	0	0	0	0	0
19.3 Commercial auto no-fault (personal injury protection).....	0	0	0	0	0	0	0	0	0	0	0	0
19.4 Other commercial auto liability.....	0	0	0	0	0	0	0	0	0	0	0	0
21.1 Private passenger auto physical damage.....	0	0	0	0	0	0	0	0	0	0	0	0
21.2 Commercial auto physical damage.....	0	0	0	0	0	0	0	0	0	0	0	0
22. Aircraft (all perils).....	0	0	0	0	0	0	0	0	0	0	0	0
23. Fidelity.....	0	0	0	0	0	0	0	0	0	0	0	0
24. Surety.....	0	0	0	0	0	0	0	0	0	0	0	0
26. Burglary and theft.....	0	0	0	0	0	0	0	0	0	0	0	0
27. Boiler and machinery.....	0	0	0	0	0	0	0	0	0	0	0	0
28. Credit.....	0	0	0	0	0	0	0	0	0	0	0	0
30. Warranty.....	0	0	0	0	0	0	0	0	0	0	0	0
34. Aggregate write-ins for other lines of business.....	0	0	0	0	0	0	0	0	0	0	0	0
35. TOTALS (a).....	0	0	0	0	0	0	0	0	0	0	0	0

DETAILS OF WRITE-INS

3401.	0	0	0	0	0	0	0	0	0	0	0	0
3402.	0	0	0	0	0	0	0	0	0	0	0	0
3403.	0	0	0	0	0	0	0	0	0	0	0	0
3498. Summary of remaining write-ins for Line 34 from overflow page.....	0	0	0	0	0	0	0	0	0	0	0	0
3499. TOTALS (Lines 3401 through 3403 plus 3498) (Line 34 above).....	0	0	0	0	0	0	0	0	0	0	0	0

(a) Finance and service charges not included in Lines 1 to 35 \$.....0.

(b) For health business on indicated lines report: Number of persons insured under PPO managed care products.....0 and number of persons insured under indemnity only products.....0.

EXHIBIT OF PREMIUMS AND LOSSES (Statutory Page 14)



NAIC Group Code....0468 NAIC Company Code....10952

BUSINESS IN Other Alien # 27 DURING THE YEAR

Line of Business	Gross Premiums, Including Policy and Membership Fees, Less Return Premiums and Premiums on Policies not Taken		3 Dividends Paid or Credited to Policyholders on Direct Business	4 Direct Unearned Premium Reserves	5 Direct Losses Paid (deducting salvage)	6 Direct Losses Incurred	7 Direct Losses Unpaid	8 Direct Defense and Cost Containment Expense Paid	9 Direct Defense and Cost Containment Expense Incurred	10 Direct Defense and Cost Containment Expense Unpaid	11 Commissions and Brokerage Expenses	12 Taxes, Licenses and Fees
	1 Direct Premiums Written	2 Direct Premiums Earned										
1. Fire.....	0	0	0	0	0	0	0	0	0	0	0	0
2.1 Allied lines.....	0	0	0	0	0	0	0	0	0	0	0	0
2.2 Multiple peril crop.....	0	0	0	0	0	0	0	0	0	0	0	0
2.3 Federal flood.....	0	0	0	0	0	0	0	0	0	0	0	0
2.4 Private crop.....	0	0	0	0	0	0	0	0	0	0	0	0
2.5 Private flood.....	0	0	0	0	0	0	0	0	0	0	0	0
3. Farmowners multiple peril.....	0	0	0	0	0	0	0	0	0	0	0	0
4. Homeowners multiple peril.....	0	0	0	0	0	0	0	0	0	0	0	0
5.1 Commercial multiple peril (non-liability portion).....	0	0	0	0	0	0	0	0	0	0	0	0
5.2 Commercial multiple peril (liability portion).....	0	0	0	0	0	0	0	0	0	0	0	0
6. Mortgage guaranty.....	0	0	0	0	0	0	0	0	0	0	0	0
8. Ocean marine.....	0	0	0	0	0	0	0	0	0	0	0	0
9. Inland marine.....	0	0	0	0	0	0	0	0	0	0	0	0
10. Financial guaranty.....	0	0	0	0	0	0	0	0	0	0	0	0
11. Medical professional liability.....	0	0	0	0	0	0	0	0	0	0	0	0
12. Earthquake.....	0	0	0	0	0	0	0	0	0	0	0	0
13. Group accident and health (b).....	0	0	0	0	0	0	0	0	0	0	0	0
14. Credit A&H (group and individual).....	0	0	0	0	0	0	0	0	0	0	0	0
15.1 Collectively renewable A&H (b).....	0	0	0	0	0	0	0	0	0	0	0	0
15.2 Non-cancelable A&H (b).....	0	0	0	0	0	0	0	0	0	0	0	0
15.3 Guaranteed renewable A&H (b).....	0	0	0	0	0	0	0	0	0	0	0	0
15.4 Non-renewable for stated reasons only (b).....	0	0	0	0	0	0	0	0	0	0	0	0
15.5 Other accident only.....	0	0	0	0	0	0	0	0	0	0	0	0
15.6 Medicare Title XVIII exempt from state taxes or fees.....	0	0	0	0	0	0	0	0	0	0	0	0
15.7 All other A&H (b).....	0	0	0	0	0	0	0	0	0	0	0	0
15.8 Federal employees health benefits plan premium.....	0	0	0	0	0	0	0	0	0	0	0	0
16. Workers' compensation.....	0	0	0	0	0	0	0	0	0	0	0	0
17.1 Other liability-occurrence.....	0	0	0	0	0	0	0	0	0	0	0	0
17.2 Other liability-claims-made.....	0	0	0	0	0	0	0	0	0	0	0	0
17.3 Excess workers' compensation.....	0	0	0	0	0	0	0	0	0	0	0	0
18. Products liability.....	0	0	0	0	0	0	0	0	0	0	0	0
19.1 Private passenger auto no-fault (personal injury protection).....	0	0	0	0	0	0	0	0	0	0	0	0
19.2 Other private passenger auto liability.....	0	0	0	0	0	0	0	0	0	0	0	0
19.3 Commercial auto no-fault (personal injury protection).....	0	0	0	0	0	0	0	0	0	0	0	0
19.4 Other commercial auto liability.....	0	0	0	0	0	0	0	0	0	0	0	0
21.1 Private passenger auto physical damage.....	0	0	0	0	0	0	0	0	0	0	0	0
21.2 Commercial auto physical damage.....	0	0	0	0	0	0	0	0	0	0	0	0
22. Aircraft (all perils).....	0	0	0	0	0	0	0	0	0	0	0	0
23. Fidelity.....	0	0	0	0	0	0	0	0	0	0	0	0
24. Surety.....	0	0	0	0	0	0	0	0	0	0	0	0
26. Burglary and theft.....	0	0	0	0	0	0	0	0	0	0	0	0
27. Boiler and machinery.....	0	0	0	0	0	0	0	0	0	0	0	0
28. Credit.....	0	0	0	0	0	0	0	0	0	0	0	0
30. Warranty.....	0	0	0	0	0	0	0	0	0	0	0	0
34. Aggregate write-ins for other lines of business.....	0	0	0	0	0	0	0	0	0	0	0	0
35. TOTALS (a).....	0	0	0	0	0	0	0	0	0	0	0	0

DETAILS OF WRITE-INS

3401.	0	0	0	0	0	0	0	0	0	0	0	0
3402.	0	0	0	0	0	0	0	0	0	0	0	0
3403.	0	0	0	0	0	0	0	0	0	0	0	0
3498. Summary of remaining write-ins for Line 34 from overflow page.....	0	0	0	0	0	0	0	0	0	0	0	0
3499. TOTALS (Lines 3401 through 3403 plus 3498) (Line 34 above).....	0	0	0	0	0	0	0	0	0	0	0	0

(a) Finance and service charges not included in Lines 1 to 35 \$.....0.

(b) For health business on indicated lines report: Number of persons insured under PPO managed care products.....0 and number of persons insured under indemnity only products.....0.

EXHIBIT OF PREMIUMS AND LOSSES (Statutory Page 14)



NAIC Group Code....0468 NAIC Company Code....10952

BUSINESS IN Other Alien # 28 DURING THE YEAR

Line of Business	Gross Premiums, Including Policy and Membership Fees, Less Return Premiums and Premiums on Policies not Taken		3 Dividends Paid or Credited to Policyholders on Direct Business	4 Direct Unearned Premium Reserves	5 Direct Losses Paid (deducting salvage)	6 Direct Losses Incurred	7 Direct Losses Unpaid	8 Direct Defense and Cost Containment Expense Paid	9 Direct Defense and Cost Containment Expense Incurred	10 Direct Defense and Cost Containment Expense Unpaid	11 Commissions and Brokerage Expenses	12 Taxes, Licenses and Fees
	1 Direct Premiums Written	2 Direct Premiums Earned										
1. Fire.....	0	0	0	0	0	0	0	0	0	0	0	0
2.1 Allied lines.....	0	0	0	0	0	0	0	0	0	0	0	0
2.2 Multiple peril crop.....	0	0	0	0	0	0	0	0	0	0	0	0
2.3 Federal flood.....	0	0	0	0	0	0	0	0	0	0	0	0
2.4 Private crop.....	0	0	0	0	0	0	0	0	0	0	0	0
2.5 Private flood.....	0	0	0	0	0	0	0	0	0	0	0	0
3. Farmowners multiple peril.....	0	0	0	0	0	0	0	0	0	0	0	0
4. Homeowners multiple peril.....	0	0	0	0	0	0	0	0	0	0	0	0
5.1 Commercial multiple peril (non-liability portion).....	0	0	0	0	0	0	0	0	0	0	0	0
5.2 Commercial multiple peril (liability portion).....	0	0	0	0	0	0	0	0	0	0	0	0
6. Mortgage guaranty.....	0	0	0	0	0	0	0	0	0	0	0	0
8. Ocean marine.....	0	0	0	0	0	0	0	0	0	0	0	0
9. Inland marine.....	0	0	0	0	0	0	0	0	0	0	0	0
10. Financial guaranty.....	0	0	0	0	0	0	0	0	0	0	0	0
11. Medical professional liability.....	0	0	0	0	0	0	0	0	0	0	0	0
12. Earthquake.....	0	0	0	0	0	0	0	0	0	0	0	0
13. Group accident and health (b).....	0	0	0	0	0	0	0	0	0	0	0	0
14. Credit A&H (group and individual).....	0	0	0	0	0	0	0	0	0	0	0	0
15.1 Collectively renewable A&H (b).....	0	0	0	0	0	0	0	0	0	0	0	0
15.2 Non-cancelable A&H (b).....	0	0	0	0	0	0	0	0	0	0	0	0
15.3 Guaranteed renewable A&H (b).....	0	0	0	0	0	0	0	0	0	0	0	0
15.4 Non-renewable for stated reasons only (b).....	0	0	0	0	0	0	0	0	0	0	0	0
15.5 Other accident only.....	0	0	0	0	0	0	0	0	0	0	0	0
15.6 Medicare Title XVIII exempt from state taxes or fees.....	0	0	0	0	0	0	0	0	0	0	0	0
15.7 All other A&H (b).....	0	0	0	0	0	0	0	0	0	0	0	0
15.8 Federal employees health benefits plan premium.....	0	0	0	0	0	0	0	0	0	0	0	0
16. Workers' compensation.....	0	0	0	0	0	0	0	0	0	0	0	0
17.1 Other liability-occurrence.....	0	0	0	0	0	0	0	0	0	0	0	0
17.2 Other liability-claims-made.....	0	0	0	0	0	0	0	0	0	0	0	0
17.3 Excess workers' compensation.....	0	0	0	0	0	0	0	0	0	0	0	0
18. Products liability.....	0	0	0	0	0	0	0	0	0	0	0	0
19.1 Private passenger auto no-fault (personal injury protection).....	0	0	0	0	0	0	0	0	0	0	0	0
19.2 Other private passenger auto liability.....	0	0	0	0	0	0	0	0	0	0	0	0
19.3 Commercial auto no-fault (personal injury protection).....	0	0	0	0	0	0	0	0	0	0	0	0
19.4 Other commercial auto liability.....	0	0	0	0	0	0	0	0	0	0	0	0
21.1 Private passenger auto physical damage.....	0	0	0	0	0	0	0	0	0	0	0	0
21.2 Commercial auto physical damage.....	0	0	0	0	0	0	0	0	0	0	0	0
22. Aircraft (all perils).....	0	0	0	0	0	0	0	0	0	0	0	0
23. Fidelity.....	0	0	0	0	0	0	0	0	0	0	0	0
24. Surety.....	0	0	0	0	0	0	0	0	0	0	0	0
26. Burglary and theft.....	0	0	0	0	0	0	0	0	0	0	0	0
27. Boiler and machinery.....	0	0	0	0	0	0	0	0	0	0	0	0
28. Credit.....	0	0	0	0	0	0	0	0	0	0	0	0
30. Warranty.....	0	0	0	0	0	0	0	0	0	0	0	0
34. Aggregate write-ins for other lines of business.....	0	0	0	0	0	0	0	0	0	0	0	0
35. TOTALS (a).....	0	0	0	0	0	0	0	0	0	0	0	0

DETAILS OF WRITE-INS

3401.	0	0	0	0	0	0	0	0	0	0	0	0
3402.	0	0	0	0	0	0	0	0	0	0	0	0
3403.	0	0	0	0	0	0	0	0	0	0	0	0
3498. Summary of remaining write-ins for Line 34 from overflow page.....	0	0	0	0	0	0	0	0	0	0	0	0
3499. TOTALS (Lines 3401 through 3403 plus 3498) (Line 34 above).....	0	0	0	0	0	0	0	0	0	0	0	0

(a) Finance and service charges not included in Lines 1 to 35 \$.....0.

(b) For health business on indicated lines report: Number of persons insured under PPO managed care products.....0 and number of persons insured under indemnity only products.....0.

EXHIBIT OF PREMIUMS AND LOSSES (Statutory Page 14)



NAIC Group Code....0468 NAIC Company Code....10952

BUSINESS IN Other Alien # 29 DURING THE YEAR

Line of Business	Gross Premiums, Including Policy and Membership Fees, Less Return Premiums and Premiums on Policies not Taken		3 Dividends Paid or Credited to Policyholders on Direct Business	4 Direct Unearned Premium Reserves	5 Direct Losses Paid (deducting salvage)	6 Direct Losses Incurred	7 Direct Losses Unpaid	8 Direct Defense and Cost Containment Expense Paid	9 Direct Defense and Cost Containment Expense Incurred	10 Direct Defense and Cost Containment Expense Unpaid	11 Commissions and Brokerage Expenses	12 Taxes, Licenses and Fees
	1 Direct Premiums Written	2 Direct Premiums Earned										
1. Fire.....	0	0	0	0	0	0	0	0	0	0	0	0
2.1 Allied lines.....	0	0	0	0	0	0	0	0	0	0	0	0
2.2 Multiple peril crop.....	0	0	0	0	0	0	0	0	0	0	0	0
2.3 Federal flood.....	0	0	0	0	0	0	0	0	0	0	0	0
2.4 Private crop.....	0	0	0	0	0	0	0	0	0	0	0	0
2.5 Private flood.....	0	0	0	0	0	0	0	0	0	0	0	0
3. Farmowners multiple peril.....	0	0	0	0	0	0	0	0	0	0	0	0
4. Homeowners multiple peril.....	0	0	0	0	0	0	0	0	0	0	0	0
5.1 Commercial multiple peril (non-liability portion).....	0	0	0	0	0	0	0	0	0	0	0	0
5.2 Commercial multiple peril (liability portion).....	0	0	0	0	0	0	0	0	0	0	0	0
6. Mortgage guaranty.....	0	0	0	0	0	0	0	0	0	0	0	0
8. Ocean marine.....	0	0	0	0	0	0	0	0	0	0	0	0
9. Inland marine.....	0	0	0	0	0	0	0	0	0	0	0	0
10. Financial guaranty.....	0	0	0	0	0	0	0	0	0	0	0	0
11. Medical professional liability.....	0	0	0	0	0	0	0	0	0	0	0	0
12. Earthquake.....	0	0	0	0	0	0	0	0	0	0	0	0
13. Group accident and health (b).....	0	0	0	0	0	0	0	0	0	0	0	0
14. Credit A&H (group and individual).....	0	0	0	0	0	0	0	0	0	0	0	0
15.1 Collectively renewable A&H (b).....	0	0	0	0	0	0	0	0	0	0	0	0
15.2 Non-cancelable A&H (b).....	0	0	0	0	0	0	0	0	0	0	0	0
15.3 Guaranteed renewable A&H (b).....	0	0	0	0	0	0	0	0	0	0	0	0
15.4 Non-renewable for stated reasons only (b).....	0	0	0	0	0	0	0	0	0	0	0	0
15.5 Other accident only.....	0	0	0	0	0	0	0	0	0	0	0	0
15.6 Medicare Title XVIII exempt from state taxes or fees.....	0	0	0	0	0	0	0	0	0	0	0	0
15.7 All other A&H (b).....	0	0	0	0	0	0	0	0	0	0	0	0
15.8 Federal employees health benefits plan premium.....	0	0	0	0	0	0	0	0	0	0	0	0
16. Workers' compensation.....	0	0	0	0	0	0	0	0	0	0	0	0
17.1 Other liability-occurrence.....	0	0	0	0	0	0	0	0	0	0	0	0
17.2 Other liability-claims-made.....	0	0	0	0	0	0	0	0	0	0	0	0
17.3 Excess workers' compensation.....	0	0	0	0	0	0	0	0	0	0	0	0
18. Products liability.....	0	0	0	0	0	0	0	0	0	0	0	0
19.1 Private passenger auto no-fault (personal injury protection).....	0	0	0	0	0	0	0	0	0	0	0	0
19.2 Other private passenger auto liability.....	0	0	0	0	0	0	0	0	0	0	0	0
19.3 Commercial auto no-fault (personal injury protection).....	0	0	0	0	0	0	0	0	0	0	0	0
19.4 Other commercial auto liability.....	0	0	0	0	0	0	0	0	0	0	0	0
21.1 Private passenger auto physical damage.....	0	0	0	0	0	0	0	0	0	0	0	0
21.2 Commercial auto physical damage.....	0	0	0	0	0	0	0	0	0	0	0	0
22. Aircraft (all perils).....	0	0	0	0	0	0	0	0	0	0	0	0
23. Fidelity.....	0	0	0	0	0	0	0	0	0	0	0	0
24. Surety.....	0	0	0	0	0	0	0	0	0	0	0	0
26. Burglary and theft.....	0	0	0	0	0	0	0	0	0	0	0	0
27. Boiler and machinery.....	0	0	0	0	0	0	0	0	0	0	0	0
28. Credit.....	0	0	0	0	0	0	0	0	0	0	0	0
30. Warranty.....	0	0	0	0	0	0	0	0	0	0	0	0
34. Aggregate write-ins for other lines of business.....	0	0	0	0	0	0	0	0	0	0	0	0
35. TOTALS (a).....	0	0	0	0	0	0	0	0	0	0	0	0

DETAILS OF WRITE-INS

3401.	0	0	0	0	0	0	0	0	0	0	0	0
3402.	0	0	0	0	0	0	0	0	0	0	0	0
3403.	0	0	0	0	0	0	0	0	0	0	0	0
3498. Summary of remaining write-ins for Line 34 from overflow page.....	0	0	0	0	0	0	0	0	0	0	0	0
3499. TOTALS (Lines 3401 through 3403 plus 3498) (Line 34 above).....	0	0	0	0	0	0	0	0	0	0	0	0

(a) Finance and service charges not included in Lines 1 to 35 \$.....0.
(b) For health business on indicated lines report: Number of persons insured under PPO managed care products.....0 and number of persons insured under indemnity only products.....0.

EXHIBIT OF PREMIUMS AND LOSSES (Statutory Page 14)



NAIC Group Code....0468 NAIC Company Code....10952

BUSINESS IN Other Alien # 30 DURING THE YEAR

Line of Business	Gross Premiums, Including Policy and Membership Fees, Less Return Premiums and Premiums on Policies not Taken		3 Dividends Paid or Credited to Policyholders on Direct Business	4 Direct Unearned Premium Reserves	5 Direct Losses Paid (deducting salvage)	6 Direct Losses Incurred	7 Direct Losses Unpaid	8 Direct Defense and Cost Containment Expense Paid	9 Direct Defense and Cost Containment Expense Incurred	10 Direct Defense and Cost Containment Expense Unpaid	11 Commissions and Brokerage Expenses	12 Taxes, Licenses and Fees
	1 Direct Premiums Written	2 Direct Premiums Earned										
1. Fire.....	0	0	0	0	0	0	0	0	0	0	0	0
2.1 Allied lines.....	0	0	0	0	0	0	0	0	0	0	0	0
2.2 Multiple peril crop.....	0	0	0	0	0	0	0	0	0	0	0	0
2.3 Federal flood.....	0	0	0	0	0	0	0	0	0	0	0	0
2.4 Private crop.....	0	0	0	0	0	0	0	0	0	0	0	0
2.5 Private flood.....	0	0	0	0	0	0	0	0	0	0	0	0
3. Farmowners multiple peril.....	0	0	0	0	0	0	0	0	0	0	0	0
4. Homeowners multiple peril.....	0	0	0	0	0	0	0	0	0	0	0	0
5.1 Commercial multiple peril (non-liability portion).....	0	0	0	0	0	0	0	0	0	0	0	0
5.2 Commercial multiple peril (liability portion).....	0	0	0	0	0	0	0	0	0	0	0	0
6. Mortgage guaranty.....	0	0	0	0	0	0	0	0	0	0	0	0
8. Ocean marine.....	0	0	0	0	0	0	0	0	0	0	0	0
9. Inland marine.....	0	0	0	0	0	0	0	0	0	0	0	0
10. Financial guaranty.....	0	0	0	0	0	0	0	0	0	0	0	0
11. Medical professional liability.....	0	0	0	0	0	0	0	0	0	0	0	0
12. Earthquake.....	0	0	0	0	0	0	0	0	0	0	0	0
13. Group accident and health (b).....	0	0	0	0	0	0	0	0	0	0	0	0
14. Credit A&H (group and individual).....	0	0	0	0	0	0	0	0	0	0	0	0
15.1 Collectively renewable A&H (b).....	0	0	0	0	0	0	0	0	0	0	0	0
15.2 Non-cancelable A&H (b).....	0	0	0	0	0	0	0	0	0	0	0	0
15.3 Guaranteed renewable A&H (b).....	0	0	0	0	0	0	0	0	0	0	0	0
15.4 Non-renewable for stated reasons only (b).....	0	0	0	0	0	0	0	0	0	0	0	0
15.5 Other accident only.....	0	0	0	0	0	0	0	0	0	0	0	0
15.6 Medicare Title XVIII exempt from state taxes or fees.....	0	0	0	0	0	0	0	0	0	0	0	0
15.7 All other A&H (b).....	0	0	0	0	0	0	0	0	0	0	0	0
15.8 Federal employees health benefits plan premium.....	0	0	0	0	0	0	0	0	0	0	0	0
16. Workers' compensation.....	0	0	0	0	0	0	0	0	0	0	0	0
17.1 Other liability-occurrence.....	0	0	0	0	0	0	0	0	0	0	0	0
17.2 Other liability-claims-made.....	0	0	0	0	0	0	0	0	0	0	0	0
17.3 Excess workers' compensation.....	0	0	0	0	0	0	0	0	0	0	0	0
18. Products liability.....	0	0	0	0	0	0	0	0	0	0	0	0
19.1 Private passenger auto no-fault (personal injury protection).....	0	0	0	0	0	0	0	0	0	0	0	0
19.2 Other private passenger auto liability.....	0	0	0	0	0	0	0	0	0	0	0	0
19.3 Commercial auto no-fault (personal injury protection).....	0	0	0	0	0	0	0	0	0	0	0	0
19.4 Other commercial auto liability.....	0	0	0	0	0	0	0	0	0	0	0	0
21.1 Private passenger auto physical damage.....	0	0	0	0	0	0	0	0	0	0	0	0
21.2 Commercial auto physical damage.....	0	0	0	0	0	0	0	0	0	0	0	0
22. Aircraft (all perils).....	0	0	0	0	0	0	0	0	0	0	0	0
23. Fidelity.....	0	0	0	0	0	0	0	0	0	0	0	0
24. Surety.....	0	0	0	0	0	0	0	0	0	0	0	0
26. Burglary and theft.....	0	0	0	0	0	0	0	0	0	0	0	0
27. Boiler and machinery.....	0	0	0	0	0	0	0	0	0	0	0	0
28. Credit.....	0	0	0	0	0	0	0	0	0	0	0	0
30. Warranty.....	0	0	0	0	0	0	0	0	0	0	0	0
34. Aggregate write-ins for other lines of business.....	0	0	0	0	0	0	0	0	0	0	0	0
35. TOTALS (a).....	0	0	0	0	0	0	0	0	0	0	0	0

DETAILS OF WRITE-INS

3401.	0	0	0	0	0	0	0	0	0	0	0	0
3402.	0	0	0	0	0	0	0	0	0	0	0	0
3403.	0	0	0	0	0	0	0	0	0	0	0	0
3498. Summary of remaining write-ins for Line 34 from overflow page.....	0	0	0	0	0	0	0	0	0	0	0	0
3499. TOTALS (Lines 3401 through 3403 plus 3498) (Line 34 above).....	0	0	0	0	0	0	0	0	0	0	0	0

(a) Finance and service charges not included in Lines 1 to 35 \$.....0.

(b) For health business on indicated lines report: Number of persons insured under PPO managed care products.....0 and number of persons insured under indemnity only products.....0.

EXHIBIT OF PREMIUMS AND LOSSES (Statutory Page 14)



NAIC Group Code....0468 NAIC Company Code....10952

BUSINESS IN Other Alien # 31 DURING THE YEAR

Line of Business	Gross Premiums, Including Policy and Membership Fees, Less Return Premiums and Premiums on Policies not Taken		3 Dividends Paid or Credited to Policyholders on Direct Business	4 Direct Unearned Premium Reserves	5 Direct Losses Paid (deducting salvage)	6 Direct Losses Incurred	7 Direct Losses Unpaid	8 Direct Defense and Cost Containment Expense Paid	9 Direct Defense and Cost Containment Expense Incurred	10 Direct Defense and Cost Containment Expense Unpaid	11 Commissions and Brokerage Expenses	12 Taxes, Licenses and Fees
	1 Direct Premiums Written	2 Direct Premiums Earned										
1. Fire.....	0	0	0	0	0	0	0	0	0	0	0	0
2.1 Allied lines.....	0	0	0	0	0	0	0	0	0	0	0	0
2.2 Multiple peril crop.....	0	0	0	0	0	0	0	0	0	0	0	0
2.3 Federal flood.....	0	0	0	0	0	0	0	0	0	0	0	0
2.4 Private crop.....	0	0	0	0	0	0	0	0	0	0	0	0
2.5 Private flood.....	0	0	0	0	0	0	0	0	0	0	0	0
3. Farmowners multiple peril.....	0	0	0	0	0	0	0	0	0	0	0	0
4. Homeowners multiple peril.....	0	0	0	0	0	0	0	0	0	0	0	0
5.1 Commercial multiple peril (non-liability portion).....	0	0	0	0	0	0	0	0	0	0	0	0
5.2 Commercial multiple peril (liability portion).....	0	0	0	0	0	0	0	0	0	0	0	0
6. Mortgage guaranty.....	0	0	0	0	0	0	0	0	0	0	0	0
8. Ocean marine.....	0	0	0	0	0	0	0	0	0	0	0	0
9. Inland marine.....	0	0	0	0	0	0	0	0	0	0	0	0
10. Financial guaranty.....	0	0	0	0	0	0	0	0	0	0	0	0
11. Medical professional liability.....	0	0	0	0	0	0	0	0	0	0	0	0
12. Earthquake.....	0	0	0	0	0	0	0	0	0	0	0	0
13. Group accident and health (b).....	0	0	0	0	0	0	0	0	0	0	0	0
14. Credit A&H (group and individual).....	0	0	0	0	0	0	0	0	0	0	0	0
15.1 Collectively renewable A&H (b).....	0	0	0	0	0	0	0	0	0	0	0	0
15.2 Non-cancelable A&H (b).....	0	0	0	0	0	0	0	0	0	0	0	0
15.3 Guaranteed renewable A&H (b).....	0	0	0	0	0	0	0	0	0	0	0	0
15.4 Non-renewable for stated reasons only (b).....	0	0	0	0	0	0	0	0	0	0	0	0
15.5 Other accident only.....	0	0	0	0	0	0	0	0	0	0	0	0
15.6 Medicare Title XVIII exempt from state taxes or fees.....	0	0	0	0	0	0	0	0	0	0	0	0
15.7 All other A&H (b).....	0	0	0	0	0	0	0	0	0	0	0	0
15.8 Federal employees health benefits plan premium.....	0	0	0	0	0	0	0	0	0	0	0	0
16. Workers' compensation.....	0	0	0	0	0	0	0	0	0	0	0	0
17.1 Other liability-occurrence.....	0	0	0	0	0	0	0	0	0	0	0	0
17.2 Other liability-claims-made.....	0	0	0	0	0	0	0	0	0	0	0	0
17.3 Excess workers' compensation.....	0	0	0	0	0	0	0	0	0	0	0	0
18. Products liability.....	0	0	0	0	0	0	0	0	0	0	0	0
19.1 Private passenger auto no-fault (personal injury protection).....	0	0	0	0	0	0	0	0	0	0	0	0
19.2 Other private passenger auto liability.....	0	0	0	0	0	0	0	0	0	0	0	0
19.3 Commercial auto no-fault (personal injury protection).....	0	0	0	0	0	0	0	0	0	0	0	0
19.4 Other commercial auto liability.....	0	0	0	0	0	0	0	0	0	0	0	0
21.1 Private passenger auto physical damage.....	0	0	0	0	0	0	0	0	0	0	0	0
21.2 Commercial auto physical damage.....	0	0	0	0	0	0	0	0	0	0	0	0
22. Aircraft (all perils).....	0	0	0	0	0	0	0	0	0	0	0	0
23. Fidelity.....	0	0	0	0	0	0	0	0	0	0	0	0
24. Surety.....	0	0	0	0	0	0	0	0	0	0	0	0
26. Burglary and theft.....	0	0	0	0	0	0	0	0	0	0	0	0
27. Boiler and machinery.....	0	0	0	0	0	0	0	0	0	0	0	0
28. Credit.....	0	0	0	0	0	0	0	0	0	0	0	0
30. Warranty.....	0	0	0	0	0	0	0	0	0	0	0	0
34. Aggregate write-ins for other lines of business.....	0	0	0	0	0	0	0	0	0	0	0	0
35. TOTALS (a).....	0	0	0	0	0	0	0	0	0	0	0	0

DETAILS OF WRITE-INS

3401.	0	0	0	0	0	0	0	0	0	0	0	0
3402.	0	0	0	0	0	0	0	0	0	0	0	0
3403.	0	0	0	0	0	0	0	0	0	0	0	0
3498. Summary of remaining write-ins for Line 34 from overflow page.....	0	0	0	0	0	0	0	0	0	0	0	0
3499. TOTALS (Lines 3401 through 3403 plus 3498) (Line 34 above).....	0	0	0	0	0	0	0	0	0	0	0	0

(a) Finance and service charges not included in Lines 1 to 35 \$.....0.

(b) For health business on indicated lines report: Number of persons insured under PPO managed care products.....0 and number of persons insured under indemnity only products.....0.

EXHIBIT OF PREMIUMS AND LOSSES (Statutory Page 14)



NAIC Group Code....0468 NAIC Company Code....10952

BUSINESS IN Other Alien # 32 DURING THE YEAR

19

Line of Business	Gross Premiums, Including Policy and Membership Fees, Less Return Premiums and Premiums on Policies not Taken		3 Dividends Paid or Credited to Policyholders on Direct Business	4 Direct Unearned Premium Reserves	5 Direct Losses Paid (deducting salvage)	6 Direct Losses Incurred	7 Direct Losses Unpaid	8 Direct Defense and Cost Containment Expense Paid	9 Direct Defense and Cost Containment Expense Incurred	10 Direct Defense and Cost Containment Expense Unpaid	11 Commissions and Brokerage Expenses	12 Taxes, Licenses and Fees
	1 Direct Premiums Written	2 Direct Premiums Earned										
1. Fire.....	0	0	0	0	0	0	0	0	0	0	0	0
2.1 Allied lines.....	0	0	0	0	0	0	0	0	0	0	0	0
2.2 Multiple peril crop.....	0	0	0	0	0	0	0	0	0	0	0	0
2.3 Federal flood.....	0	0	0	0	0	0	0	0	0	0	0	0
2.4 Private crop.....	0	0	0	0	0	0	0	0	0	0	0	0
2.5 Private flood.....	0	0	0	0	0	0	0	0	0	0	0	0
3. Farmowners multiple peril.....	0	0	0	0	0	0	0	0	0	0	0	0
4. Homeowners multiple peril.....	0	0	0	0	0	0	0	0	0	0	0	0
5.1 Commercial multiple peril (non-liability portion).....	0	0	0	0	0	0	0	0	0	0	0	0
5.2 Commercial multiple peril (liability portion).....	0	0	0	0	0	0	0	0	0	0	0	0
6. Mortgage guaranty.....	0	0	0	0	0	0	0	0	0	0	0	0
8. Ocean marine.....	0	0	0	0	0	0	0	0	0	0	0	0
9. Inland marine.....	0	0	0	0	0	0	0	0	0	0	0	0
10. Financial guaranty.....	0	0	0	0	0	0	0	0	0	0	0	0
11. Medical professional liability.....	0	0	0	0	0	0	0	0	0	0	0	0
12. Earthquake.....	0	0	0	0	0	0	0	0	0	0	0	0
13. Group accident and health (b).....	0	0	0	0	0	0	0	0	0	0	0	0
14. Credit A&H (group and individual).....	0	0	0	0	0	0	0	0	0	0	0	0
15.1 Collectively renewable A&H (b).....	0	0	0	0	0	0	0	0	0	0	0	0
15.2 Non-cancelable A&H (b).....	0	0	0	0	0	0	0	0	0	0	0	0
15.3 Guaranteed renewable A&H (b).....	0	0	0	0	0	0	0	0	0	0	0	0
15.4 Non-renewable for stated reasons only (b).....	0	0	0	0	0	0	0	0	0	0	0	0
15.5 Other accident only.....	0	0	0	0	0	0	0	0	0	0	0	0
15.6 Medicare Title XVIII exempt from state taxes or fees.....	0	0	0	0	0	0	0	0	0	0	0	0
15.7 All other A&H (b).....	0	0	0	0	0	0	0	0	0	0	0	0
15.8 Federal employees health benefits plan premium.....	0	0	0	0	0	0	0	0	0	0	0	0
16. Workers' compensation.....	0	0	0	0	0	0	0	0	0	0	0	0
17.1 Other liability-occurrence.....	0	0	0	0	0	0	0	0	0	0	0	0
17.2 Other liability-claims-made.....	0	0	0	0	0	0	0	0	0	0	0	0
17.3 Excess workers' compensation.....	0	0	0	0	0	0	0	0	0	0	0	0
18. Products liability.....	0	0	0	0	0	0	0	0	0	0	0	0
19.1 Private passenger auto no-fault (personal injury protection).....	0	0	0	0	0	0	0	0	0	0	0	0
19.2 Other private passenger auto liability.....	0	0	0	0	0	0	0	0	0	0	0	0
19.3 Commercial auto no-fault (personal injury protection).....	0	0	0	0	0	0	0	0	0	0	0	0
19.4 Other commercial auto liability.....	0	0	0	0	0	0	0	0	0	0	0	0
21.1 Private passenger auto physical damage.....	0	0	0	0	0	0	0	0	0	0	0	0
21.2 Commercial auto physical damage.....	0	0	0	0	0	0	0	0	0	0	0	0
22. Aircraft (all perils).....	0	0	0	0	0	0	0	0	0	0	0	0
23. Fidelity.....	0	0	0	0	0	0	0	0	0	0	0	0
24. Surety.....	0	0	0	0	0	0	0	0	0	0	0	0
26. Burglary and theft.....	0	0	0	0	0	0	0	0	0	0	0	0
27. Boiler and machinery.....	0	0	0	0	0	0	0	0	0	0	0	0
28. Credit.....	0	0	0	0	0	0	0	0	0	0	0	0
30. Warranty.....	0	0	0	0	0	0	0	0	0	0	0	0
34. Aggregate write-ins for other lines of business.....	0	0	0	0	0	0	0	0	0	0	0	0
35. TOTALS (a).....	0	0	0	0	0	0	0	0	0	0	0	0

DETAILS OF WRITE-INS

3401.	0	0	0	0	0	0	0	0	0	0	0	0
3402.	0	0	0	0	0	0	0	0	0	0	0	0
3403.	0	0	0	0	0	0	0	0	0	0	0	0
3498. Summary of remaining write-ins for Line 34 from overflow page.....	0	0	0	0	0	0	0	0	0	0	0	0
3499. TOTALS (Lines 3401 through 3403 plus 3498) (Line 34 above).....	0	0	0	0	0	0	0	0	0	0	0	0

(a) Finance and service charges not included in Lines 1 to 35 \$.....0.

(b) For health business on indicated lines report: Number of persons insured under PPO managed care products.....0 and number of persons insured under indemnity only products.....0.

EXHIBIT OF PREMIUMS AND LOSSES (Statutory Page 14)



NAIC Group Code....0468 NAIC Company Code....10952

BUSINESS IN Other Alien # 33 DURING THE YEAR

Line of Business	Gross Premiums, Including Policy and Membership Fees, Less Return Premiums and Premiums on Policies not Taken		3 Dividends Paid or Credited to Policyholders on Direct Business	4 Direct Unearned Premium Reserves	5 Direct Losses Paid (deducting salvage)	6 Direct Losses Incurred	7 Direct Losses Unpaid	8 Direct Defense and Cost Containment Expense Paid	9 Direct Defense and Cost Containment Expense Incurred	10 Direct Defense and Cost Containment Expense Unpaid	11 Commissions and Brokerage Expenses	12 Taxes, Licenses and Fees
	1 Direct Premiums Written	2 Direct Premiums Earned										
1. Fire.....	0	0	0	0	0	0	0	0	0	0	0	0
2.1 Allied lines.....	0	0	0	0	0	0	0	0	0	0	0	0
2.2 Multiple peril crop.....	0	0	0	0	0	0	0	0	0	0	0	0
2.3 Federal flood.....	0	0	0	0	0	0	0	0	0	0	0	0
2.4 Private crop.....	0	0	0	0	0	0	0	0	0	0	0	0
2.5 Private flood.....	0	0	0	0	0	0	0	0	0	0	0	0
3. Farmowners multiple peril.....	0	0	0	0	0	0	0	0	0	0	0	0
4. Homeowners multiple peril.....	0	0	0	0	0	0	0	0	0	0	0	0
5.1 Commercial multiple peril (non-liability portion).....	0	0	0	0	0	0	0	0	0	0	0	0
5.2 Commercial multiple peril (liability portion).....	0	0	0	0	0	0	0	0	0	0	0	0
6. Mortgage guaranty.....	0	0	0	0	0	0	0	0	0	0	0	0
8. Ocean marine.....	0	0	0	0	0	0	0	0	0	0	0	0
9. Inland marine.....	0	0	0	0	0	0	0	0	0	0	0	0
10. Financial guaranty.....	0	0	0	0	0	0	0	0	0	0	0	0
11. Medical professional liability.....	0	0	0	0	0	0	0	0	0	0	0	0
12. Earthquake.....	0	0	0	0	0	0	0	0	0	0	0	0
13. Group accident and health (b).....	0	0	0	0	0	0	0	0	0	0	0	0
14. Credit A&H (group and individual).....	0	0	0	0	0	0	0	0	0	0	0	0
15.1 Collectively renewable A&H (b).....	0	0	0	0	0	0	0	0	0	0	0	0
15.2 Non-cancelable A&H (b).....	0	0	0	0	0	0	0	0	0	0	0	0
15.3 Guaranteed renewable A&H (b).....	0	0	0	0	0	0	0	0	0	0	0	0
15.4 Non-renewable for stated reasons only (b).....	0	0	0	0	0	0	0	0	0	0	0	0
15.5 Other accident only.....	0	0	0	0	0	0	0	0	0	0	0	0
15.6 Medicare Title XVIII exempt from state taxes or fees.....	0	0	0	0	0	0	0	0	0	0	0	0
15.7 All other A&H (b).....	0	0	0	0	0	0	0	0	0	0	0	0
15.8 Federal employees health benefits plan premium.....	0	0	0	0	0	0	0	0	0	0	0	0
16. Workers' compensation.....	0	0	0	0	0	0	0	0	0	0	0	0
17.1 Other liability-occurrence.....	0	0	0	0	0	0	0	0	0	0	0	0
17.2 Other liability-claims-made.....	0	0	0	0	0	0	0	0	0	0	0	0
17.3 Excess workers' compensation.....	0	0	0	0	0	0	0	0	0	0	0	0
18. Products liability.....	0	0	0	0	0	0	0	0	0	0	0	0
19.1 Private passenger auto no-fault (personal injury protection).....	0	0	0	0	0	0	0	0	0	0	0	0
19.2 Other private passenger auto liability.....	0	0	0	0	0	0	0	0	0	0	0	0
19.3 Commercial auto no-fault (personal injury protection).....	0	0	0	0	0	0	0	0	0	0	0	0
19.4 Other commercial auto liability.....	0	0	0	0	0	0	0	0	0	0	0	0
21.1 Private passenger auto physical damage.....	0	0	0	0	0	0	0	0	0	0	0	0
21.2 Commercial auto physical damage.....	0	0	0	0	0	0	0	0	0	0	0	0
22. Aircraft (all perils).....	0	0	0	0	0	0	0	0	0	0	0	0
23. Fidelity.....	0	0	0	0	0	0	0	0	0	0	0	0
24. Surety.....	0	0	0	0	0	0	0	0	0	0	0	0
26. Burglary and theft.....	0	0	0	0	0	0	0	0	0	0	0	0
27. Boiler and machinery.....	0	0	0	0	0	0	0	0	0	0	0	0
28. Credit.....	0	0	0	0	0	0	0	0	0	0	0	0
30. Warranty.....	0	0	0	0	0	0	0	0	0	0	0	0
34. Aggregate write-ins for other lines of business.....	0	0	0	0	0	0	0	0	0	0	0	0
35. TOTALS (a).....	0	0	0	0	0	0	0	0	0	0	0	0

DETAILS OF WRITE-INS

3401.	0	0	0	0	0	0	0	0	0	0	0	0
3402.	0	0	0	0	0	0	0	0	0	0	0	0
3403.	0	0	0	0	0	0	0	0	0	0	0	0
3498. Summary of remaining write-ins for Line 34 from overflow page.....	0	0	0	0	0	0	0	0	0	0	0	0
3499. TOTALS (Lines 3401 through 3403 plus 3498) (Line 34 above).....	0	0	0	0	0	0	0	0	0	0	0	0

(a) Finance and service charges not included in Lines 1 to 35 \$.....0.

(b) For health business on indicated lines report: Number of persons insured under PPO managed care products.....0 and number of persons insured under indemnity only products.....0.

EXHIBIT OF PREMIUMS AND LOSSES (Statutory Page 14)



NAIC Group Code....0468 NAIC Company Code....10952

BUSINESS IN Other Alien # 34 DURING THE YEAR

19

Line of Business	Gross Premiums, Including Policy and Membership Fees, Less Return Premiums and Premiums on Policies not Taken		3 Dividends Paid or Credited to Policyholders on Direct Business	4 Direct Unearned Premium Reserves	5 Direct Losses Paid (deducting salvage)	6 Direct Losses Incurred	7 Direct Losses Unpaid	8 Direct Defense and Cost Containment Expense Paid	9 Direct Defense and Cost Containment Expense Incurred	10 Direct Defense and Cost Containment Expense Unpaid	11 Commissions and Brokerage Expenses	12 Taxes, Licenses and Fees
	1 Direct Premiums Written	2 Direct Premiums Earned										
1. Fire.....	0	0	0	0	0	0	0	0	0	0	0	0
2.1 Allied lines.....	0	0	0	0	0	0	0	0	0	0	0	0
2.2 Multiple peril crop.....	0	0	0	0	0	0	0	0	0	0	0	0
2.3 Federal flood.....	0	0	0	0	0	0	0	0	0	0	0	0
2.4 Private crop.....	0	0	0	0	0	0	0	0	0	0	0	0
2.5 Private flood.....	0	0	0	0	0	0	0	0	0	0	0	0
3. Farmowners multiple peril.....	0	0	0	0	0	0	0	0	0	0	0	0
4. Homeowners multiple peril.....	0	0	0	0	0	0	0	0	0	0	0	0
5.1 Commercial multiple peril (non-liability portion).....	0	0	0	0	0	0	0	0	0	0	0	0
5.2 Commercial multiple peril (liability portion).....	0	0	0	0	0	0	0	0	0	0	0	0
6. Mortgage guaranty.....	0	0	0	0	0	0	0	0	0	0	0	0
8. Ocean marine.....	0	0	0	0	0	0	0	0	0	0	0	0
9. Inland marine.....	0	0	0	0	0	0	0	0	0	0	0	0
10. Financial guaranty.....	0	0	0	0	0	0	0	0	0	0	0	0
11. Medical professional liability.....	0	0	0	0	0	0	0	0	0	0	0	0
12. Earthquake.....	0	0	0	0	0	0	0	0	0	0	0	0
13. Group accident and health (b).....	0	0	0	0	0	0	0	0	0	0	0	0
14. Credit A&H (group and individual).....	0	0	0	0	0	0	0	0	0	0	0	0
15.1 Collectively renewable A&H (b).....	0	0	0	0	0	0	0	0	0	0	0	0
15.2 Non-cancelable A&H (b).....	0	0	0	0	0	0	0	0	0	0	0	0
15.3 Guaranteed renewable A&H (b).....	0	0	0	0	0	0	0	0	0	0	0	0
15.4 Non-renewable for stated reasons only (b).....	0	0	0	0	0	0	0	0	0	0	0	0
15.5 Other accident only.....	0	0	0	0	0	0	0	0	0	0	0	0
15.6 Medicare Title XVIII exempt from state taxes or fees.....	0	0	0	0	0	0	0	0	0	0	0	0
15.7 All other A&H (b).....	0	0	0	0	0	0	0	0	0	0	0	0
15.8 Federal employees health benefits plan premium.....	0	0	0	0	0	0	0	0	0	0	0	0
16. Workers' compensation.....	0	0	0	0	0	0	0	0	0	0	0	0
17.1 Other liability-occurrence.....	0	0	0	0	0	0	0	0	0	0	0	0
17.2 Other liability-claims-made.....	0	0	0	0	0	0	0	0	0	0	0	0
17.3 Excess workers' compensation.....	0	0	0	0	0	0	0	0	0	0	0	0
18. Products liability.....	0	0	0	0	0	0	0	0	0	0	0	0
19.1 Private passenger auto no-fault (personal injury protection).....	0	0	0	0	0	0	0	0	0	0	0	0
19.2 Other private passenger auto liability.....	0	0	0	0	0	0	0	0	0	0	0	0
19.3 Commercial auto no-fault (personal injury protection).....	0	0	0	0	0	0	0	0	0	0	0	0
19.4 Other commercial auto liability.....	0	0	0	0	0	0	0	0	0	0	0	0
21.1 Private passenger auto physical damage.....	0	0	0	0	0	0	0	0	0	0	0	0
21.2 Commercial auto physical damage.....	0	0	0	0	0	0	0	0	0	0	0	0
22. Aircraft (all perils).....	0	0	0	0	0	0	0	0	0	0	0	0
23. Fidelity.....	0	0	0	0	0	0	0	0	0	0	0	0
24. Surety.....	0	0	0	0	0	0	0	0	0	0	0	0
26. Burglary and theft.....	0	0	0	0	0	0	0	0	0	0	0	0
27. Boiler and machinery.....	0	0	0	0	0	0	0	0	0	0	0	0
28. Credit.....	0	0	0	0	0	0	0	0	0	0	0	0
30. Warranty.....	0	0	0	0	0	0	0	0	0	0	0	0
34. Aggregate write-ins for other lines of business.....	0	0	0	0	0	0	0	0	0	0	0	0
35. TOTALS (a).....	0	0	0	0	0	0	0	0	0	0	0	0

DETAILS OF WRITE-INS

3401.	0	0	0	0	0	0	0	0	0	0	0	0
3402.	0	0	0	0	0	0	0	0	0	0	0	0
3403.	0	0	0	0	0	0	0	0	0	0	0	0
3498. Summary of remaining write-ins for Line 34 from overflow page.....	0	0	0	0	0	0	0	0	0	0	0	0
3499. TOTALS (Lines 3401 through 3403 plus 3498) (Line 34 above).....	0	0	0	0	0	0	0	0	0	0	0	0

(a) Finance and service charges not included in Lines 1 to 35 \$.....0.

(b) For health business on indicated lines report: Number of persons insured under PPO managed care products.....0 and number of persons insured under indemnity only products.....0.

EXHIBIT OF PREMIUMS AND LOSSES (Statutory Page 14)



NAIC Group Code....0468 NAIC Company Code....10952

BUSINESS IN Other Alien # 35 DURING THE YEAR

Line of Business	Gross Premiums, Including Policy and Membership Fees, Less Return Premiums and Premiums on Policies not Taken		3 Dividends Paid or Credited to Policyholders on Direct Business	4 Direct Unearned Premium Reserves	5 Direct Losses Paid (deducting salvage)	6 Direct Losses Incurred	7 Direct Losses Unpaid	8 Direct Defense and Cost Containment Expense Paid	9 Direct Defense and Cost Containment Expense Incurred	10 Direct Defense and Cost Containment Expense Unpaid	11 Commissions and Brokerage Expenses	12 Taxes, Licenses and Fees
	1 Direct Premiums Written	2 Direct Premiums Earned										
1. Fire.....	0	0	0	0	0	0	0	0	0	0	0	0
2.1 Allied lines.....	0	0	0	0	0	0	0	0	0	0	0	0
2.2 Multiple peril crop.....	0	0	0	0	0	0	0	0	0	0	0	0
2.3 Federal flood.....	0	0	0	0	0	0	0	0	0	0	0	0
2.4 Private crop.....	0	0	0	0	0	0	0	0	0	0	0	0
2.5 Private flood.....	0	0	0	0	0	0	0	0	0	0	0	0
3. Farmowners multiple peril.....	0	0	0	0	0	0	0	0	0	0	0	0
4. Homeowners multiple peril.....	0	0	0	0	0	0	0	0	0	0	0	0
5.1 Commercial multiple peril (non-liability portion).....	0	0	0	0	0	0	0	0	0	0	0	0
5.2 Commercial multiple peril (liability portion).....	0	0	0	0	0	0	0	0	0	0	0	0
6. Mortgage guaranty.....	0	0	0	0	0	0	0	0	0	0	0	0
8. Ocean marine.....	0	0	0	0	0	0	0	0	0	0	0	0
9. Inland marine.....	0	0	0	0	0	0	0	0	0	0	0	0
10. Financial guaranty.....	0	0	0	0	0	0	0	0	0	0	0	0
11. Medical professional liability.....	0	0	0	0	0	0	0	0	0	0	0	0
12. Earthquake.....	0	0	0	0	0	0	0	0	0	0	0	0
13. Group accident and health (b).....	0	0	0	0	0	0	0	0	0	0	0	0
14. Credit A&H (group and individual).....	0	0	0	0	0	0	0	0	0	0	0	0
15.1 Collectively renewable A&H (b).....	0	0	0	0	0	0	0	0	0	0	0	0
15.2 Non-cancelable A&H (b).....	0	0	0	0	0	0	0	0	0	0	0	0
15.3 Guaranteed renewable A&H (b).....	0	0	0	0	0	0	0	0	0	0	0	0
15.4 Non-renewable for stated reasons only (b).....	0	0	0	0	0	0	0	0	0	0	0	0
15.5 Other accident only.....	0	0	0	0	0	0	0	0	0	0	0	0
15.6 Medicare Title XVIII exempt from state taxes or fees.....	0	0	0	0	0	0	0	0	0	0	0	0
15.7 All other A&H (b).....	0	0	0	0	0	0	0	0	0	0	0	0
15.8 Federal employees health benefits plan premium.....	0	0	0	0	0	0	0	0	0	0	0	0
16. Workers' compensation.....	0	0	0	0	0	0	0	0	0	0	0	0
17.1 Other liability-occurrence.....	0	0	0	0	0	0	0	0	0	0	0	0
17.2 Other liability-claims-made.....	0	0	0	0	0	0	0	0	0	0	0	0
17.3 Excess workers' compensation.....	0	0	0	0	0	0	0	0	0	0	0	0
18. Products liability.....	0	0	0	0	0	0	0	0	0	0	0	0
19.1 Private passenger auto no-fault (personal injury protection).....	0	0	0	0	0	0	0	0	0	0	0	0
19.2 Other private passenger auto liability.....	0	0	0	0	0	0	0	0	0	0	0	0
19.3 Commercial auto no-fault (personal injury protection).....	0	0	0	0	0	0	0	0	0	0	0	0
19.4 Other commercial auto liability.....	0	0	0	0	0	0	0	0	0	0	0	0
21.1 Private passenger auto physical damage.....	0	0	0	0	0	0	0	0	0	0	0	0
21.2 Commercial auto physical damage.....	0	0	0	0	0	0	0	0	0	0	0	0
22. Aircraft (all perils).....	0	0	0	0	0	0	0	0	0	0	0	0
23. Fidelity.....	0	0	0	0	0	0	0	0	0	0	0	0
24. Surety.....	0	0	0	0	0	0	0	0	0	0	0	0
26. Burglary and theft.....	0	0	0	0	0	0	0	0	0	0	0	0
27. Boiler and machinery.....	0	0	0	0	0	0	0	0	0	0	0	0
28. Credit.....	0	0	0	0	0	0	0	0	0	0	0	0
30. Warranty.....	0	0	0	0	0	0	0	0	0	0	0	0
34. Aggregate write-ins for other lines of business.....	0	0	0	0	0	0	0	0	0	0	0	0
35. TOTALS (a).....	0	0	0	0	0	0	0	0	0	0	0	0

DETAILS OF WRITE-INS

3401.	0	0	0	0	0	0	0	0	0	0	0	0
3402.	0	0	0	0	0	0	0	0	0	0	0	0
3403.	0	0	0	0	0	0	0	0	0	0	0	0
3498. Summary of remaining write-ins for Line 34 from overflow page.....	0	0	0	0	0	0	0	0	0	0	0	0
3499. TOTALS (Lines 3401 through 3403 plus 3498) (Line 34 above).....	0	0	0	0	0	0	0	0	0	0	0	0

(a) Finance and service charges not included in Lines 1 to 35 \$.....0.

(b) For health business on indicated lines report: Number of persons insured under PPO managed care products.....0 and number of persons insured under indemnity only products.....0.

EXHIBIT OF PREMIUMS AND LOSSES (Statutory Page 14)



NAIC Group Code....0468 NAIC Company Code....10952

BUSINESS IN Other Alien # 36 DURING THE YEAR

Line of Business	Gross Premiums, Including Policy and Membership Fees, Less Return Premiums and Premiums on Policies not Taken		3 Dividends Paid or Credited to Policyholders on Direct Business	4 Direct Unearned Premium Reserves	5 Direct Losses Paid (deducting salvage)	6 Direct Losses Incurred	7 Direct Losses Unpaid	8 Direct Defense and Cost Containment Expense Paid	9 Direct Defense and Cost Containment Expense Incurred	10 Direct Defense and Cost Containment Expense Unpaid	11 Commissions and Brokerage Expenses	12 Taxes, Licenses and Fees
	1 Direct Premiums Written	2 Direct Premiums Earned										
1. Fire.....	0	0	0	0	0	0	0	0	0	0	0	0
2.1 Allied lines.....	0	0	0	0	0	0	0	0	0	0	0	0
2.2 Multiple peril crop.....	0	0	0	0	0	0	0	0	0	0	0	0
2.3 Federal flood.....	0	0	0	0	0	0	0	0	0	0	0	0
2.4 Private crop.....	0	0	0	0	0	0	0	0	0	0	0	0
2.5 Private flood.....	0	0	0	0	0	0	0	0	0	0	0	0
3. Farmowners multiple peril.....	0	0	0	0	0	0	0	0	0	0	0	0
4. Homeowners multiple peril.....	0	0	0	0	0	0	0	0	0	0	0	0
5.1 Commercial multiple peril (non-liability portion).....	0	0	0	0	0	0	0	0	0	0	0	0
5.2 Commercial multiple peril (liability portion).....	0	0	0	0	0	0	0	0	0	0	0	0
6. Mortgage guaranty.....	0	0	0	0	0	0	0	0	0	0	0	0
8. Ocean marine.....	0	0	0	0	0	0	0	0	0	0	0	0
9. Inland marine.....	0	0	0	0	0	0	0	0	0	0	0	0
10. Financial guaranty.....	0	0	0	0	0	0	0	0	0	0	0	0
11. Medical professional liability.....	0	0	0	0	0	0	0	0	0	0	0	0
12. Earthquake.....	0	0	0	0	0	0	0	0	0	0	0	0
13. Group accident and health (b).....	0	0	0	0	0	0	0	0	0	0	0	0
14. Credit A&H (group and individual).....	0	0	0	0	0	0	0	0	0	0	0	0
15.1 Collectively renewable A&H (b).....	0	0	0	0	0	0	0	0	0	0	0	0
15.2 Non-cancelable A&H (b).....	0	0	0	0	0	0	0	0	0	0	0	0
15.3 Guaranteed renewable A&H (b).....	0	0	0	0	0	0	0	0	0	0	0	0
15.4 Non-renewable for stated reasons only (b).....	0	0	0	0	0	0	0	0	0	0	0	0
15.5 Other accident only.....	0	0	0	0	0	0	0	0	0	0	0	0
15.6 Medicare Title XVIII exempt from state taxes or fees.....	0	0	0	0	0	0	0	0	0	0	0	0
15.7 All other A&H (b).....	0	0	0	0	0	0	0	0	0	0	0	0
15.8 Federal employees health benefits plan premium.....	0	0	0	0	0	0	0	0	0	0	0	0
16. Workers' compensation.....	0	0	0	0	0	0	0	0	0	0	0	0
17.1 Other liability-occurrence.....	0	0	0	0	0	0	0	0	0	0	0	0
17.2 Other liability-claims-made.....	0	0	0	0	0	0	0	0	0	0	0	0
17.3 Excess workers' compensation.....	0	0	0	0	0	0	0	0	0	0	0	0
18. Products liability.....	0	0	0	0	0	0	0	0	0	0	0	0
19.1 Private passenger auto no-fault (personal injury protection).....	0	0	0	0	0	0	0	0	0	0	0	0
19.2 Other private passenger auto liability.....	0	0	0	0	0	0	0	0	0	0	0	0
19.3 Commercial auto no-fault (personal injury protection).....	0	0	0	0	0	0	0	0	0	0	0	0
19.4 Other commercial auto liability.....	0	0	0	0	0	0	0	0	0	0	0	0
21.1 Private passenger auto physical damage.....	0	0	0	0	0	0	0	0	0	0	0	0
21.2 Commercial auto physical damage.....	0	0	0	0	0	0	0	0	0	0	0	0
22. Aircraft (all perils).....	0	0	0	0	0	0	0	0	0	0	0	0
23. Fidelity.....	0	0	0	0	0	0	0	0	0	0	0	0
24. Surety.....	0	0	0	0	0	0	0	0	0	0	0	0
26. Burglary and theft.....	0	0	0	0	0	0	0	0	0	0	0	0
27. Boiler and machinery.....	0	0	0	0	0	0	0	0	0	0	0	0
28. Credit.....	0	0	0	0	0	0	0	0	0	0	0	0
30. Warranty.....	0	0	0	0	0	0	0	0	0	0	0	0
34. Aggregate write-ins for other lines of business.....	0	0	0	0	0	0	0	0	0	0	0	0
35. TOTALS (a).....	0	0	0	0	0	0	0	0	0	0	0	0

DETAILS OF WRITE-INS

3401.	0	0	0	0	0	0	0	0	0	0	0	0
3402.	0	0	0	0	0	0	0	0	0	0	0	0
3403.	0	0	0	0	0	0	0	0	0	0	0	0
3498. Summary of remaining write-ins for Line 34 from overflow page.....	0	0	0	0	0	0	0	0	0	0	0	0
3499. TOTALS (Lines 3401 through 3403 plus 3498) (Line 34 above).....	0	0	0	0	0	0	0	0	0	0	0	0

(a) Finance and service charges not included in Lines 1 to 35 \$.....0.

(b) For health business on indicated lines report: Number of persons insured under PPO managed care products.....0 and number of persons insured under indemnity only products.....0.

EXHIBIT OF PREMIUMS AND LOSSES (Statutory Page 14)



NAIC Group Code....0468 NAIC Company Code....10952

BUSINESS IN Other Alien # 37 DURING THE YEAR

Line of Business	Gross Premiums, Including Policy and Membership Fees, Less Return Premiums and Premiums on Policies not Taken		3 Dividends Paid or Credited to Policyholders on Direct Business	4 Direct Unearned Premium Reserves	5 Direct Losses Paid (deducting salvage)	6 Direct Losses Incurred	7 Direct Losses Unpaid	8 Direct Defense and Cost Containment Expense Paid	9 Direct Defense and Cost Containment Expense Incurred	10 Direct Defense and Cost Containment Expense Unpaid	11 Commissions and Brokerage Expenses	12 Taxes, Licenses and Fees
	1 Direct Premiums Written	2 Direct Premiums Earned										
1. Fire.....	0	0	0	0	0	0	0	0	0	0	0	0
2.1 Allied lines.....	0	0	0	0	0	0	0	0	0	0	0	0
2.2 Multiple peril crop.....	0	0	0	0	0	0	0	0	0	0	0	0
2.3 Federal flood.....	0	0	0	0	0	0	0	0	0	0	0	0
2.4 Private crop.....	0	0	0	0	0	0	0	0	0	0	0	0
2.5 Private flood.....	0	0	0	0	0	0	0	0	0	0	0	0
3. Farmowners multiple peril.....	0	0	0	0	0	0	0	0	0	0	0	0
4. Homeowners multiple peril.....	0	0	0	0	0	0	0	0	0	0	0	0
5.1 Commercial multiple peril (non-liability portion).....	0	0	0	0	0	0	0	0	0	0	0	0
5.2 Commercial multiple peril (liability portion).....	0	0	0	0	0	0	0	0	0	0	0	0
6. Mortgage guaranty.....	0	0	0	0	0	0	0	0	0	0	0	0
8. Ocean marine.....	0	0	0	0	0	0	0	0	0	0	0	0
9. Inland marine.....	0	0	0	0	0	0	0	0	0	0	0	0
10. Financial guaranty.....	0	0	0	0	0	0	0	0	0	0	0	0
11. Medical professional liability.....	0	0	0	0	0	0	0	0	0	0	0	0
12. Earthquake.....	0	0	0	0	0	0	0	0	0	0	0	0
13. Group accident and health (b).....	0	0	0	0	0	0	0	0	0	0	0	0
14. Credit A&H (group and individual).....	0	0	0	0	0	0	0	0	0	0	0	0
15.1 Collectively renewable A&H (b).....	0	0	0	0	0	0	0	0	0	0	0	0
15.2 Non-cancelable A&H (b).....	0	0	0	0	0	0	0	0	0	0	0	0
15.3 Guaranteed renewable A&H (b).....	0	0	0	0	0	0	0	0	0	0	0	0
15.4 Non-renewable for stated reasons only (b).....	0	0	0	0	0	0	0	0	0	0	0	0
15.5 Other accident only.....	0	0	0	0	0	0	0	0	0	0	0	0
15.6 Medicare Title XVIII exempt from state taxes or fees.....	0	0	0	0	0	0	0	0	0	0	0	0
15.7 All other A&H (b).....	0	0	0	0	0	0	0	0	0	0	0	0
15.8 Federal employees health benefits plan premium.....	0	0	0	0	0	0	0	0	0	0	0	0
16. Workers' compensation.....	0	0	0	0	0	0	0	0	0	0	0	0
17.1 Other liability-occurrence.....	0	0	0	0	0	0	0	0	0	0	0	0
17.2 Other liability-claims-made.....	0	0	0	0	0	0	0	0	0	0	0	0
17.3 Excess workers' compensation.....	0	0	0	0	0	0	0	0	0	0	0	0
18. Products liability.....	0	0	0	0	0	0	0	0	0	0	0	0
19.1 Private passenger auto no-fault (personal injury protection).....	0	0	0	0	0	0	0	0	0	0	0	0
19.2 Other private passenger auto liability.....	0	0	0	0	0	0	0	0	0	0	0	0
19.3 Commercial auto no-fault (personal injury protection).....	0	0	0	0	0	0	0	0	0	0	0	0
19.4 Other commercial auto liability.....	0	0	0	0	0	0	0	0	0	0	0	0
21.1 Private passenger auto physical damage.....	0	0	0	0	0	0	0	0	0	0	0	0
21.2 Commercial auto physical damage.....	0	0	0	0	0	0	0	0	0	0	0	0
22. Aircraft (all perils).....	0	0	0	0	0	0	0	0	0	0	0	0
23. Fidelity.....	0	0	0	0	0	0	0	0	0	0	0	0
24. Surety.....	0	0	0	0	0	0	0	0	0	0	0	0
26. Burglary and theft.....	0	0	0	0	0	0	0	0	0	0	0	0
27. Boiler and machinery.....	0	0	0	0	0	0	0	0	0	0	0	0
28. Credit.....	0	0	0	0	0	0	0	0	0	0	0	0
30. Warranty.....	0	0	0	0	0	0	0	0	0	0	0	0
34. Aggregate write-ins for other lines of business.....	0	0	0	0	0	0	0	0	0	0	0	0
35. TOTALS (a).....	0	0	0	0	0	0	0	0	0	0	0	0

DETAILS OF WRITE-INS

3401.	0	0	0	0	0	0	0	0	0	0	0	0
3402.	0	0	0	0	0	0	0	0	0	0	0	0
3403.	0	0	0	0	0	0	0	0	0	0	0	0
3498. Summary of remaining write-ins for Line 34 from overflow page.....	0	0	0	0	0	0	0	0	0	0	0	0
3499. TOTALS (Lines 3401 through 3403 plus 3498) (Line 34 above).....	0	0	0	0	0	0	0	0	0	0	0	0

(a) Finance and service charges not included in Lines 1 to 35 \$.....0.

(b) For health business on indicated lines report: Number of persons insured under PPO managed care products.....0 and number of persons insured under indemnity only products.....0.

EXHIBIT OF PREMIUMS AND LOSSES (Statutory Page 14)



NAIC Group Code.....0468 NAIC Company Code....10952

BUSINESS IN Other Alien # 38 DURING THE YEAR

Line of Business	Gross Premiums, Including Policy and Membership Fees, Less Return Premiums and Premiums on Policies not Taken		3 Dividends Paid or Credited to Policyholders on Direct Business	4 Direct Unearned Premium Reserves	5 Direct Losses Paid (deducting salvage)	6 Direct Losses Incurred	7 Direct Losses Unpaid	8 Direct Defense and Cost Containment Expense Paid	9 Direct Defense and Cost Containment Expense Incurred	10 Direct Defense and Cost Containment Expense Unpaid	11 Commissions and Brokerage Expenses	12 Taxes, Licenses and Fees
	1 Direct Premiums Written	2 Direct Premiums Earned										
1. Fire.....	0	0	0	0	0	0	0	0	0	0	0	0
2.1 Allied lines.....	0	0	0	0	0	0	0	0	0	0	0	0
2.2 Multiple peril crop.....	0	0	0	0	0	0	0	0	0	0	0	0
2.3 Federal flood.....	0	0	0	0	0	0	0	0	0	0	0	0
2.4 Private crop.....	0	0	0	0	0	0	0	0	0	0	0	0
2.5 Private flood.....	0	0	0	0	0	0	0	0	0	0	0	0
3. Farmowners multiple peril.....	0	0	0	0	0	0	0	0	0	0	0	0
4. Homeowners multiple peril.....	0	0	0	0	0	0	0	0	0	0	0	0
5.1 Commercial multiple peril (non-liability portion).....	0	0	0	0	0	0	0	0	0	0	0	0
5.2 Commercial multiple peril (liability portion).....	0	0	0	0	0	0	0	0	0	0	0	0
6. Mortgage guaranty.....	0	0	0	0	0	0	0	0	0	0	0	0
8. Ocean marine.....	0	0	0	0	0	0	0	0	0	0	0	0
9. Inland marine.....	0	0	0	0	0	0	0	0	0	0	0	0
10. Financial guaranty.....	0	0	0	0	0	0	0	0	0	0	0	0
11. Medical professional liability.....	0	0	0	0	0	0	0	0	0	0	0	0
12. Earthquake.....	0	0	0	0	0	0	0	0	0	0	0	0
13. Group accident and health (b).....	0	0	0	0	0	0	0	0	0	0	0	0
14. Credit A&H (group and individual).....	0	0	0	0	0	0	0	0	0	0	0	0
15.1 Collectively renewable A&H (b).....	0	0	0	0	0	0	0	0	0	0	0	0
15.2 Non-cancelable A&H (b).....	0	0	0	0	0	0	0	0	0	0	0	0
15.3 Guaranteed renewable A&H (b).....	0	0	0	0	0	0	0	0	0	0	0	0
15.4 Non-renewable for stated reasons only (b).....	0	0	0	0	0	0	0	0	0	0	0	0
15.5 Other accident only.....	0	0	0	0	0	0	0	0	0	0	0	0
15.6 Medicare Title XVIII exempt from state taxes or fees.....	0	0	0	0	0	0	0	0	0	0	0	0
15.7 All other A&H (b).....	0	0	0	0	0	0	0	0	0	0	0	0
15.8 Federal employees health benefits plan premium.....	0	0	0	0	0	0	0	0	0	0	0	0
16. Workers' compensation.....	0	0	0	0	0	0	0	0	0	0	0	0
17.1 Other liability-occurrence.....	0	0	0	0	0	0	0	0	0	0	0	0
17.2 Other liability-claims-made.....	0	0	0	0	0	0	0	0	0	0	0	0
17.3 Excess workers' compensation.....	0	0	0	0	0	0	0	0	0	0	0	0
18. Products liability.....	0	0	0	0	0	0	0	0	0	0	0	0
19.1 Private passenger auto no-fault (personal injury protection).....	0	0	0	0	0	0	0	0	0	0	0	0
19.2 Other private passenger auto liability.....	0	0	0	0	0	0	0	0	0	0	0	0
19.3 Commercial auto no-fault (personal injury protection).....	0	0	0	0	0	0	0	0	0	0	0	0
19.4 Other commercial auto liability.....	0	0	0	0	0	0	0	0	0	0	0	0
21.1 Private passenger auto physical damage.....	0	0	0	0	0	0	0	0	0	0	0	0
21.2 Commercial auto physical damage.....	0	0	0	0	0	0	0	0	0	0	0	0
22. Aircraft (all perils).....	0	0	0	0	0	0	0	0	0	0	0	0
23. Fidelity.....	0	0	0	0	0	0	0	0	0	0	0	0
24. Surety.....	0	0	0	0	0	0	0	0	0	0	0	0
26. Burglary and theft.....	0	0	0	0	0	0	0	0	0	0	0	0
27. Boiler and machinery.....	0	0	0	0	0	0	0	0	0	0	0	0
28. Credit.....	0	0	0	0	0	0	0	0	0	0	0	0
30. Warranty.....	0	0	0	0	0	0	0	0	0	0	0	0
34. Aggregate write-ins for other lines of business.....	0	0	0	0	0	0	0	0	0	0	0	0
35. TOTALS (a).....	0	0	0	0	0	0	0	0	0	0	0	0

DETAILS OF WRITE-INS

3401.	0	0	0	0	0	0	0	0	0	0	0	0
3402.	0	0	0	0	0	0	0	0	0	0	0	0
3403.	0	0	0	0	0	0	0	0	0	0	0	0
3498. Summary of remaining write-ins for Line 34 from overflow page.....	0	0	0	0	0	0	0	0	0	0	0	0
3499. TOTALS (Lines 3401 through 3403 plus 3498) (Line 34 above).....	0	0	0	0	0	0	0	0	0	0	0	0

(a) Finance and service charges not included in Lines 1 to 35 \$.....0.

(b) For health business on indicated lines report: Number of persons insured under PPO managed care products.....0 and number of persons insured under indemnity only products.....0.

EXHIBIT OF PREMIUMS AND LOSSES (Statutory Page 14)



NAIC Group Code....0468 NAIC Company Code....10952

BUSINESS IN Other Alien # 39 DURING THE YEAR

Line of Business	Gross Premiums, Including Policy and Membership Fees, Less Return Premiums and Premiums on Policies not Taken		3 Dividends Paid or Credited to Policyholders on Direct Business	4 Direct Unearned Premium Reserves	5 Direct Losses Paid (deducting salvage)	6 Direct Losses Incurred	7 Direct Losses Unpaid	8 Direct Defense and Cost Containment Expense Paid	9 Direct Defense and Cost Containment Expense Incurred	10 Direct Defense and Cost Containment Expense Unpaid	11 Commissions and Brokerage Expenses	12 Taxes, Licenses and Fees
	1 Direct Premiums Written	2 Direct Premiums Earned										
1. Fire.....	0	0	0	0	0	0	0	0	0	0	0	0
2.1 Allied lines.....	0	0	0	0	0	0	0	0	0	0	0	0
2.2 Multiple peril crop.....	0	0	0	0	0	0	0	0	0	0	0	0
2.3 Federal flood.....	0	0	0	0	0	0	0	0	0	0	0	0
2.4 Private crop.....	0	0	0	0	0	0	0	0	0	0	0	0
2.5 Private flood.....	0	0	0	0	0	0	0	0	0	0	0	0
3. Farmowners multiple peril.....	0	0	0	0	0	0	0	0	0	0	0	0
4. Homeowners multiple peril.....	0	0	0	0	0	0	0	0	0	0	0	0
5.1 Commercial multiple peril (non-liability portion).....	0	0	0	0	0	0	0	0	0	0	0	0
5.2 Commercial multiple peril (liability portion).....	0	0	0	0	0	0	0	0	0	0	0	0
6. Mortgage guaranty.....	0	0	0	0	0	0	0	0	0	0	0	0
8. Ocean marine.....	0	0	0	0	0	0	0	0	0	0	0	0
9. Inland marine.....	0	0	0	0	0	0	0	0	0	0	0	0
10. Financial guaranty.....	0	0	0	0	0	0	0	0	0	0	0	0
11. Medical professional liability.....	0	0	0	0	0	0	0	0	0	0	0	0
12. Earthquake.....	0	0	0	0	0	0	0	0	0	0	0	0
13. Group accident and health (b).....	0	0	0	0	0	0	0	0	0	0	0	0
14. Credit A&H (group and individual).....	0	0	0	0	0	0	0	0	0	0	0	0
15.1 Collectively renewable A&H (b).....	0	0	0	0	0	0	0	0	0	0	0	0
15.2 Non-cancelable A&H (b).....	0	0	0	0	0	0	0	0	0	0	0	0
15.3 Guaranteed renewable A&H (b).....	0	0	0	0	0	0	0	0	0	0	0	0
15.4 Non-renewable for stated reasons only (b).....	0	0	0	0	0	0	0	0	0	0	0	0
15.5 Other accident only.....	0	0	0	0	0	0	0	0	0	0	0	0
15.6 Medicare Title XVIII exempt from state taxes or fees.....	0	0	0	0	0	0	0	0	0	0	0	0
15.7 All other A&H (b).....	0	0	0	0	0	0	0	0	0	0	0	0
15.8 Federal employees health benefits plan premium.....	0	0	0	0	0	0	0	0	0	0	0	0
16. Workers' compensation.....	0	0	0	0	0	0	0	0	0	0	0	0
17.1 Other liability-occurrence.....	0	0	0	0	0	0	0	0	0	0	0	0
17.2 Other liability-claims-made.....	0	0	0	0	0	0	0	0	0	0	0	0
17.3 Excess workers' compensation.....	0	0	0	0	0	0	0	0	0	0	0	0
18. Products liability.....	0	0	0	0	0	0	0	0	0	0	0	0
19.1 Private passenger auto no-fault (personal injury protection).....	0	0	0	0	0	0	0	0	0	0	0	0
19.2 Other private passenger auto liability.....	0	0	0	0	0	0	0	0	0	0	0	0
19.3 Commercial auto no-fault (personal injury protection).....	0	0	0	0	0	0	0	0	0	0	0	0
19.4 Other commercial auto liability.....	0	0	0	0	0	0	0	0	0	0	0	0
21.1 Private passenger auto physical damage.....	0	0	0	0	0	0	0	0	0	0	0	0
21.2 Commercial auto physical damage.....	0	0	0	0	0	0	0	0	0	0	0	0
22. Aircraft (all perils).....	0	0	0	0	0	0	0	0	0	0	0	0
23. Fidelity.....	0	0	0	0	0	0	0	0	0	0	0	0
24. Surety.....	0	0	0	0	0	0	0	0	0	0	0	0
26. Burglary and theft.....	0	0	0	0	0	0	0	0	0	0	0	0
27. Boiler and machinery.....	0	0	0	0	0	0	0	0	0	0	0	0
28. Credit.....	0	0	0	0	0	0	0	0	0	0	0	0
30. Warranty.....	0	0	0	0	0	0	0	0	0	0	0	0
34. Aggregate write-ins for other lines of business.....	0	0	0	0	0	0	0	0	0	0	0	0
35. TOTALS (a).....	0	0	0	0	0	0	0	0	0	0	0	0

DETAILS OF WRITE-INS

3401.	0	0	0	0	0	0	0	0	0	0	0	0
3402.	0	0	0	0	0	0	0	0	0	0	0	0
3403.	0	0	0	0	0	0	0	0	0	0	0	0
3498. Summary of remaining write-ins for Line 34 from overflow page.....	0	0	0	0	0	0	0	0	0	0	0	0
3499. TOTALS (Lines 3401 through 3403 plus 3498) (Line 34 above).....	0	0	0	0	0	0	0	0	0	0	0	0

(a) Finance and service charges not included in Lines 1 to 35 \$.....0.

(b) For health business on indicated lines report: Number of persons insured under PPO managed care products.....0 and number of persons insured under indemnity only products.....0.

EXHIBIT OF PREMIUMS AND LOSSES (Statutory Page 14)



NAIC Group Code....0468 NAIC Company Code....10952

BUSINESS IN Other Alien # 40 DURING THE YEAR

Line of Business	Gross Premiums, Including Policy and Membership Fees, Less Return Premiums and Premiums on Policies not Taken		3 Dividends Paid or Credited to Policyholders on Direct Business	4 Direct Unearned Premium Reserves	5 Direct Losses Paid (deducting salvage)	6 Direct Losses Incurred	7 Direct Losses Unpaid	8 Direct Defense and Cost Containment Expense Paid	9 Direct Defense and Cost Containment Expense Incurred	10 Direct Defense and Cost Containment Expense Unpaid	11 Commissions and Brokerage Expenses	12 Taxes, Licenses and Fees
	1 Direct Premiums Written	2 Direct Premiums Earned										
1. Fire.....	0	0	0	0	0	0	0	0	0	0	0	0
2.1 Allied lines.....	0	0	0	0	0	0	0	0	0	0	0	0
2.2 Multiple peril crop.....	0	0	0	0	0	0	0	0	0	0	0	0
2.3 Federal flood.....	0	0	0	0	0	0	0	0	0	0	0	0
2.4 Private crop.....	0	0	0	0	0	0	0	0	0	0	0	0
2.5 Private flood.....	0	0	0	0	0	0	0	0	0	0	0	0
3. Farmowners multiple peril.....	0	0	0	0	0	0	0	0	0	0	0	0
4. Homeowners multiple peril.....	0	0	0	0	0	0	0	0	0	0	0	0
5.1 Commercial multiple peril (non-liability portion).....	0	0	0	0	0	0	0	0	0	0	0	0
5.2 Commercial multiple peril (liability portion).....	0	0	0	0	0	0	0	0	0	0	0	0
6. Mortgage guaranty.....	0	0	0	0	0	0	0	0	0	0	0	0
8. Ocean marine.....	0	0	0	0	0	0	0	0	0	0	0	0
9. Inland marine.....	0	0	0	0	0	0	0	0	0	0	0	0
10. Financial guaranty.....	0	0	0	0	0	0	0	0	0	0	0	0
11. Medical professional liability.....	0	0	0	0	0	0	0	0	0	0	0	0
12. Earthquake.....	0	0	0	0	0	0	0	0	0	0	0	0
13. Group accident and health (b).....	0	0	0	0	0	0	0	0	0	0	0	0
14. Credit A&H (group and individual).....	0	0	0	0	0	0	0	0	0	0	0	0
15.1 Collectively renewable A&H (b).....	0	0	0	0	0	0	0	0	0	0	0	0
15.2 Non-cancelable A&H (b).....	0	0	0	0	0	0	0	0	0	0	0	0
15.3 Guaranteed renewable A&H (b).....	0	0	0	0	0	0	0	0	0	0	0	0
15.4 Non-renewable for stated reasons only (b).....	0	0	0	0	0	0	0	0	0	0	0	0
15.5 Other accident only.....	0	0	0	0	0	0	0	0	0	0	0	0
15.6 Medicare Title XVIII exempt from state taxes or fees.....	0	0	0	0	0	0	0	0	0	0	0	0
15.7 All other A&H (b).....	0	0	0	0	0	0	0	0	0	0	0	0
15.8 Federal employees health benefits plan premium.....	0	0	0	0	0	0	0	0	0	0	0	0
16. Workers' compensation.....	0	0	0	0	0	0	0	0	0	0	0	0
17.1 Other liability-occurrence.....	0	0	0	0	0	0	0	0	0	0	0	0
17.2 Other liability-claims-made.....	0	0	0	0	0	0	0	0	0	0	0	0
17.3 Excess workers' compensation.....	0	0	0	0	0	0	0	0	0	0	0	0
18. Products liability.....	0	0	0	0	0	0	0	0	0	0	0	0
19.1 Private passenger auto no-fault (personal injury protection).....	0	0	0	0	0	0	0	0	0	0	0	0
19.2 Other private passenger auto liability.....	0	0	0	0	0	0	0	0	0	0	0	0
19.3 Commercial auto no-fault (personal injury protection).....	0	0	0	0	0	0	0	0	0	0	0	0
19.4 Other commercial auto liability.....	0	0	0	0	0	0	0	0	0	0	0	0
21.1 Private passenger auto physical damage.....	0	0	0	0	0	0	0	0	0	0	0	0
21.2 Commercial auto physical damage.....	0	0	0	0	0	0	0	0	0	0	0	0
22. Aircraft (all perils).....	0	0	0	0	0	0	0	0	0	0	0	0
23. Fidelity.....	0	0	0	0	0	0	0	0	0	0	0	0
24. Surety.....	0	0	0	0	0	0	0	0	0	0	0	0
26. Burglary and theft.....	0	0	0	0	0	0	0	0	0	0	0	0
27. Boiler and machinery.....	0	0	0	0	0	0	0	0	0	0	0	0
28. Credit.....	0	0	0	0	0	0	0	0	0	0	0	0
30. Warranty.....	0	0	0	0	0	0	0	0	0	0	0	0
34. Aggregate write-ins for other lines of business.....	0	0	0	0	0	0	0	0	0	0	0	0
35. TOTALS (a).....	0	0	0	0	0	0	0	0	0	0	0	0

DETAILS OF WRITE-INS

3401.	0	0	0	0	0	0	0	0	0	0	0	0
3402.	0	0	0	0	0	0	0	0	0	0	0	0
3403.	0	0	0	0	0	0	0	0	0	0	0	0
3498. Summary of remaining write-ins for Line 34 from overflow page.....	0	0	0	0	0	0	0	0	0	0	0	0
3499. TOTALS (Lines 3401 through 3403 plus 3498) (Line 34 above).....	0	0	0	0	0	0	0	0	0	0	0	0

(a) Finance and service charges not included in Lines 1 to 35 \$.....0.

(b) For health business on indicated lines report: Number of persons insured under PPO managed care products.....0 and number of persons insured under indemnity only products.....0.

EXHIBIT OF PREMIUMS AND LOSSES (Statutory Page 14)



NAIC Group Code....0468 NAIC Company Code....10952

BUSINESS IN Other Alien # 41 DURING THE YEAR

Line of Business	Gross Premiums, Including Policy and Membership Fees, Less Return Premiums and Premiums on Policies not Taken		3 Dividends Paid or Credited to Policyholders on Direct Business	4 Direct Unearned Premium Reserves	5 Direct Losses Paid (deducting salvage)	6 Direct Losses Incurred	7 Direct Losses Unpaid	8 Direct Defense and Cost Containment Expense Paid	9 Direct Defense and Cost Containment Expense Incurred	10 Direct Defense and Cost Containment Expense Unpaid	11 Commissions and Brokerage Expenses	12 Taxes, Licenses and Fees
	1 Direct Premiums Written	2 Direct Premiums Earned										
1. Fire.....	0	0	0	0	0	0	0	0	0	0	0	0
2.1 Allied lines.....	0	0	0	0	0	0	0	0	0	0	0	0
2.2 Multiple peril crop.....	0	0	0	0	0	0	0	0	0	0	0	0
2.3 Federal flood.....	0	0	0	0	0	0	0	0	0	0	0	0
2.4 Private crop.....	0	0	0	0	0	0	0	0	0	0	0	0
2.5 Private flood.....	0	0	0	0	0	0	0	0	0	0	0	0
3. Farmowners multiple peril.....	0	0	0	0	0	0	0	0	0	0	0	0
4. Homeowners multiple peril.....	0	0	0	0	0	0	0	0	0	0	0	0
5.1 Commercial multiple peril (non-liability portion).....	0	0	0	0	0	0	0	0	0	0	0	0
5.2 Commercial multiple peril (liability portion).....	0	0	0	0	0	0	0	0	0	0	0	0
6. Mortgage guaranty.....	0	0	0	0	0	0	0	0	0	0	0	0
8. Ocean marine.....	0	0	0	0	0	0	0	0	0	0	0	0
9. Inland marine.....	0	0	0	0	0	0	0	0	0	0	0	0
10. Financial guaranty.....	0	0	0	0	0	0	0	0	0	0	0	0
11. Medical professional liability.....	0	0	0	0	0	0	0	0	0	0	0	0
12. Earthquake.....	0	0	0	0	0	0	0	0	0	0	0	0
13. Group accident and health (b).....	0	0	0	0	0	0	0	0	0	0	0	0
14. Credit A&H (group and individual).....	0	0	0	0	0	0	0	0	0	0	0	0
15.1 Collectively renewable A&H (b).....	0	0	0	0	0	0	0	0	0	0	0	0
15.2 Non-cancelable A&H (b).....	0	0	0	0	0	0	0	0	0	0	0	0
15.3 Guaranteed renewable A&H (b).....	0	0	0	0	0	0	0	0	0	0	0	0
15.4 Non-renewable for stated reasons only (b).....	0	0	0	0	0	0	0	0	0	0	0	0
15.5 Other accident only.....	0	0	0	0	0	0	0	0	0	0	0	0
15.6 Medicare Title XVIII exempt from state taxes or fees.....	0	0	0	0	0	0	0	0	0	0	0	0
15.7 All other A&H (b).....	0	0	0	0	0	0	0	0	0	0	0	0
15.8 Federal employees health benefits plan premium.....	0	0	0	0	0	0	0	0	0	0	0	0
16. Workers' compensation.....	0	0	0	0	0	0	0	0	0	0	0	0
17.1 Other liability-occurrence.....	0	0	0	0	0	0	0	0	0	0	0	0
17.2 Other liability-claims-made.....	0	0	0	0	0	0	0	0	0	0	0	0
17.3 Excess workers' compensation.....	0	0	0	0	0	0	0	0	0	0	0	0
18. Products liability.....	0	0	0	0	0	0	0	0	0	0	0	0
19.1 Private passenger auto no-fault (personal injury protection).....	0	0	0	0	0	0	0	0	0	0	0	0
19.2 Other private passenger auto liability.....	0	0	0	0	0	0	0	0	0	0	0	0
19.3 Commercial auto no-fault (personal injury protection).....	0	0	0	0	0	0	0	0	0	0	0	0
19.4 Other commercial auto liability.....	0	0	0	0	0	0	0	0	0	0	0	0
21.1 Private passenger auto physical damage.....	0	0	0	0	0	0	0	0	0	0	0	0
21.2 Commercial auto physical damage.....	0	0	0	0	0	0	0	0	0	0	0	0
22. Aircraft (all perils).....	0	0	0	0	0	0	0	0	0	0	0	0
23. Fidelity.....	0	0	0	0	0	0	0	0	0	0	0	0
24. Surety.....	0	0	0	0	0	0	0	0	0	0	0	0
26. Burglary and theft.....	0	0	0	0	0	0	0	0	0	0	0	0
27. Boiler and machinery.....	0	0	0	0	0	0	0	0	0	0	0	0
28. Credit.....	0	0	0	0	0	0	0	0	0	0	0	0
30. Warranty.....	0	0	0	0	0	0	0	0	0	0	0	0
34. Aggregate write-ins for other lines of business.....	0	0	0	0	0	0	0	0	0	0	0	0
35. TOTALS (a).....	0	0	0	0	0	0	0	0	0	0	0	0

DETAILS OF WRITE-INS

3401.	0	0	0	0	0	0	0	0	0	0	0	0
3402.	0	0	0	0	0	0	0	0	0	0	0	0
3403.	0	0	0	0	0	0	0	0	0	0	0	0
3498. Summary of remaining write-ins for Line 34 from overflow page.....	0	0	0	0	0	0	0	0	0	0	0	0
3499. TOTALS (Lines 3401 through 3403 plus 3498) (Line 34 above).....	0	0	0	0	0	0	0	0	0	0	0	0

(a) Finance and service charges not included in Lines 1 to 35 \$.....0.

(b) For health business on indicated lines report: Number of persons insured under PPO managed care products.....0 and number of persons insured under indemnity only products.....0.

EXHIBIT OF PREMIUMS AND LOSSES (Statutory Page 14)



NAIC Group Code....0468 NAIC Company Code....10952

BUSINESS IN Other Alien # 42 DURING THE YEAR

Line of Business	Gross Premiums, Including Policy and Membership Fees, Less Return Premiums and Premiums on Policies not Taken		3 Dividends Paid or Credited to Policyholders on Direct Business	4 Direct Unearned Premium Reserves	5 Direct Losses Paid (deducting salvage)	6 Direct Losses Incurred	7 Direct Losses Unpaid	8 Direct Defense and Cost Containment Expense Paid	9 Direct Defense and Cost Containment Expense Incurred	10 Direct Defense and Cost Containment Expense Unpaid	11 Commissions and Brokerage Expenses	12 Taxes, Licenses and Fees
	1 Direct Premiums Written	2 Direct Premiums Earned										
1. Fire.....	0	0	0	0	0	0	0	0	0	0	0	0
2.1 Allied lines.....	0	0	0	0	0	0	0	0	0	0	0	0
2.2 Multiple peril crop.....	0	0	0	0	0	0	0	0	0	0	0	0
2.3 Federal flood.....	0	0	0	0	0	0	0	0	0	0	0	0
2.4 Private crop.....	0	0	0	0	0	0	0	0	0	0	0	0
2.5 Private flood.....	0	0	0	0	0	0	0	0	0	0	0	0
3. Farmowners multiple peril.....	0	0	0	0	0	0	0	0	0	0	0	0
4. Homeowners multiple peril.....	0	0	0	0	0	0	0	0	0	0	0	0
5.1 Commercial multiple peril (non-liability portion).....	0	0	0	0	0	0	0	0	0	0	0	0
5.2 Commercial multiple peril (liability portion).....	0	0	0	0	0	0	0	0	0	0	0	0
6. Mortgage guaranty.....	0	0	0	0	0	0	0	0	0	0	0	0
8. Ocean marine.....	0	0	0	0	0	0	0	0	0	0	0	0
9. Inland marine.....	0	0	0	0	0	0	0	0	0	0	0	0
10. Financial guaranty.....	0	0	0	0	0	0	0	0	0	0	0	0
11. Medical professional liability.....	0	0	0	0	0	0	0	0	0	0	0	0
12. Earthquake.....	0	0	0	0	0	0	0	0	0	0	0	0
13. Group accident and health (b).....	0	0	0	0	0	0	0	0	0	0	0	0
14. Credit A&H (group and individual).....	0	0	0	0	0	0	0	0	0	0	0	0
15.1 Collectively renewable A&H (b).....	0	0	0	0	0	0	0	0	0	0	0	0
15.2 Non-cancelable A&H (b).....	0	0	0	0	0	0	0	0	0	0	0	0
15.3 Guaranteed renewable A&H (b).....	0	0	0	0	0	0	0	0	0	0	0	0
15.4 Non-renewable for stated reasons only (b).....	0	0	0	0	0	0	0	0	0	0	0	0
15.5 Other accident only.....	0	0	0	0	0	0	0	0	0	0	0	0
15.6 Medicare Title XVIII exempt from state taxes or fees.....	0	0	0	0	0	0	0	0	0	0	0	0
15.7 All other A&H (b).....	0	0	0	0	0	0	0	0	0	0	0	0
15.8 Federal employees health benefits plan premium.....	0	0	0	0	0	0	0	0	0	0	0	0
16. Workers' compensation.....	0	0	0	0	0	0	0	0	0	0	0	0
17.1 Other liability-occurrence.....	0	0	0	0	0	0	0	0	0	0	0	0
17.2 Other liability-claims-made.....	0	0	0	0	0	0	0	0	0	0	0	0
17.3 Excess workers' compensation.....	0	0	0	0	0	0	0	0	0	0	0	0
18. Products liability.....	0	0	0	0	0	0	0	0	0	0	0	0
19.1 Private passenger auto no-fault (personal injury protection).....	0	0	0	0	0	0	0	0	0	0	0	0
19.2 Other private passenger auto liability.....	0	0	0	0	0	0	0	0	0	0	0	0
19.3 Commercial auto no-fault (personal injury protection).....	0	0	0	0	0	0	0	0	0	0	0	0
19.4 Other commercial auto liability.....	0	0	0	0	0	0	0	0	0	0	0	0
21.1 Private passenger auto physical damage.....	0	0	0	0	0	0	0	0	0	0	0	0
21.2 Commercial auto physical damage.....	0	0	0	0	0	0	0	0	0	0	0	0
22. Aircraft (all perils).....	0	0	0	0	0	0	0	0	0	0	0	0
23. Fidelity.....	0	0	0	0	0	0	0	0	0	0	0	0
24. Surety.....	0	0	0	0	0	0	0	0	0	0	0	0
26. Burglary and theft.....	0	0	0	0	0	0	0	0	0	0	0	0
27. Boiler and machinery.....	0	0	0	0	0	0	0	0	0	0	0	0
28. Credit.....	0	0	0	0	0	0	0	0	0	0	0	0
30. Warranty.....	0	0	0	0	0	0	0	0	0	0	0	0
34. Aggregate write-ins for other lines of business.....	0	0	0	0	0	0	0	0	0	0	0	0
35. TOTALS (a).....	0	0	0	0	0	0	0	0	0	0	0	0

DETAILS OF WRITE-INS

3401.	0	0	0	0	0	0	0	0	0	0	0	0
3402.	0	0	0	0	0	0	0	0	0	0	0	0
3403.	0	0	0	0	0	0	0	0	0	0	0	0
3498. Summary of remaining write-ins for Line 34 from overflow page.....	0	0	0	0	0	0	0	0	0	0	0	0
3499. TOTALS (Lines 3401 through 3403 plus 3498) (Line 34 above).....	0	0	0	0	0	0	0	0	0	0	0	0

(a) Finance and service charges not included in Lines 1 to 35 \$.....0.

(b) For health business on indicated lines report: Number of persons insured under PPO managed care products.....0 and number of persons insured under indemnity only products.....0.

EXHIBIT OF PREMIUMS AND LOSSES (Statutory Page 14)



NAIC Group Code....0468 NAIC Company Code....10952

BUSINESS IN Other Alien # 43 DURING THE YEAR

Line of Business	Gross Premiums, Including Policy and Membership Fees, Less Return Premiums and Premiums on Policies not Taken		3 Dividends Paid or Credited to Policyholders on Direct Business	4 Direct Unearned Premium Reserves	5 Direct Losses Paid (deducting salvage)	6 Direct Losses Incurred	7 Direct Losses Unpaid	8 Direct Defense and Cost Containment Expense Paid	9 Direct Defense and Cost Containment Expense Incurred	10 Direct Defense and Cost Containment Expense Unpaid	11 Commissions and Brokerage Expenses	12 Taxes, Licenses and Fees
	1 Direct Premiums Written	2 Direct Premiums Earned										
1. Fire.....	0	0	0	0	0	0	0	0	0	0	0	0
2.1 Allied lines.....	0	0	0	0	0	0	0	0	0	0	0	0
2.2 Multiple peril crop.....	0	0	0	0	0	0	0	0	0	0	0	0
2.3 Federal flood.....	0	0	0	0	0	0	0	0	0	0	0	0
2.4 Private crop.....	0	0	0	0	0	0	0	0	0	0	0	0
2.5 Private flood.....	0	0	0	0	0	0	0	0	0	0	0	0
3. Farmowners multiple peril.....	0	0	0	0	0	0	0	0	0	0	0	0
4. Homeowners multiple peril.....	0	0	0	0	0	0	0	0	0	0	0	0
5.1 Commercial multiple peril (non-liability portion).....	0	0	0	0	0	0	0	0	0	0	0	0
5.2 Commercial multiple peril (liability portion).....	0	0	0	0	0	0	0	0	0	0	0	0
6. Mortgage guaranty.....	0	0	0	0	0	0	0	0	0	0	0	0
8. Ocean marine.....	0	0	0	0	0	0	0	0	0	0	0	0
9. Inland marine.....	0	0	0	0	0	0	0	0	0	0	0	0
10. Financial guaranty.....	0	0	0	0	0	0	0	0	0	0	0	0
11. Medical professional liability.....	0	0	0	0	0	0	0	0	0	0	0	0
12. Earthquake.....	0	0	0	0	0	0	0	0	0	0	0	0
13. Group accident and health (b).....	0	0	0	0	0	0	0	0	0	0	0	0
14. Credit A&H (group and individual).....	0	0	0	0	0	0	0	0	0	0	0	0
15.1 Collectively renewable A&H (b).....	0	0	0	0	0	0	0	0	0	0	0	0
15.2 Non-cancelable A&H (b).....	0	0	0	0	0	0	0	0	0	0	0	0
15.3 Guaranteed renewable A&H (b).....	0	0	0	0	0	0	0	0	0	0	0	0
15.4 Non-renewable for stated reasons only (b).....	0	0	0	0	0	0	0	0	0	0	0	0
15.5 Other accident only.....	0	0	0	0	0	0	0	0	0	0	0	0
15.6 Medicare Title XVIII exempt from state taxes or fees.....	0	0	0	0	0	0	0	0	0	0	0	0
15.7 All other A&H (b).....	0	0	0	0	0	0	0	0	0	0	0	0
15.8 Federal employees health benefits plan premium.....	0	0	0	0	0	0	0	0	0	0	0	0
16. Workers' compensation.....	0	0	0	0	0	0	0	0	0	0	0	0
17.1 Other liability-occurrence.....	0	0	0	0	0	0	0	0	0	0	0	0
17.2 Other liability-claims-made.....	0	0	0	0	0	0	0	0	0	0	0	0
17.3 Excess workers' compensation.....	0	0	0	0	0	0	0	0	0	0	0	0
18. Products liability.....	0	0	0	0	0	0	0	0	0	0	0	0
19.1 Private passenger auto no-fault (personal injury protection).....	0	0	0	0	0	0	0	0	0	0	0	0
19.2 Other private passenger auto liability.....	0	0	0	0	0	0	0	0	0	0	0	0
19.3 Commercial auto no-fault (personal injury protection).....	0	0	0	0	0	0	0	0	0	0	0	0
19.4 Other commercial auto liability.....	0	0	0	0	0	0	0	0	0	0	0	0
21.1 Private passenger auto physical damage.....	0	0	0	0	0	0	0	0	0	0	0	0
21.2 Commercial auto physical damage.....	0	0	0	0	0	0	0	0	0	0	0	0
22. Aircraft (all perils).....	0	0	0	0	0	0	0	0	0	0	0	0
23. Fidelity.....	0	0	0	0	0	0	0	0	0	0	0	0
24. Surety.....	0	0	0	0	0	0	0	0	0	0	0	0
26. Burglary and theft.....	0	0	0	0	0	0	0	0	0	0	0	0
27. Boiler and machinery.....	0	0	0	0	0	0	0	0	0	0	0	0
28. Credit.....	0	0	0	0	0	0	0	0	0	0	0	0
30. Warranty.....	0	0	0	0	0	0	0	0	0	0	0	0
34. Aggregate write-ins for other lines of business.....	0	0	0	0	0	0	0	0	0	0	0	0
35. TOTALS (a).....	0	0	0	0	0	0	0	0	0	0	0	0

DETAILS OF WRITE-INS

3401.	0	0	0	0	0	0	0	0	0	0	0	0
3402.	0	0	0	0	0	0	0	0	0	0	0	0
3403.	0	0	0	0	0	0	0	0	0	0	0	0
3498. Summary of remaining write-ins for Line 34 from overflow page.....	0	0	0	0	0	0	0	0	0	0	0	0
3499. TOTALS (Lines 3401 through 3403 plus 3498) (Line 34 above).....	0	0	0	0	0	0	0	0	0	0	0	0

(a) Finance and service charges not included in Lines 1 to 35 \$.....0.

(b) For health business on indicated lines report: Number of persons insured under PPO managed care products.....0 and number of persons insured under indemnity only products.....0.

EXHIBIT OF PREMIUMS AND LOSSES (Statutory Page 14)



NAIC Group Code....0468 NAIC Company Code....10952

BUSINESS IN Other Alien # 44 DURING THE YEAR

Line of Business	Gross Premiums, Including Policy and Membership Fees, Less Return Premiums and Premiums on Policies not Taken		3 Dividends Paid or Credited to Policyholders on Direct Business	4 Direct Unearned Premium Reserves	5 Direct Losses Paid (deducting salvage)	6 Direct Losses Incurred	7 Direct Losses Unpaid	8 Direct Defense and Cost Containment Expense Paid	9 Direct Defense and Cost Containment Expense Incurred	10 Direct Defense and Cost Containment Expense Unpaid	11 Commissions and Brokerage Expenses	12 Taxes, Licenses and Fees
	1 Direct Premiums Written	2 Direct Premiums Earned										
1. Fire.....	0	0	0	0	0	0	0	0	0	0	0	0
2.1 Allied lines.....	0	0	0	0	0	0	0	0	0	0	0	0
2.2 Multiple peril crop.....	0	0	0	0	0	0	0	0	0	0	0	0
2.3 Federal flood.....	0	0	0	0	0	0	0	0	0	0	0	0
2.4 Private crop.....	0	0	0	0	0	0	0	0	0	0	0	0
2.5 Private flood.....	0	0	0	0	0	0	0	0	0	0	0	0
3. Farmowners multiple peril.....	0	0	0	0	0	0	0	0	0	0	0	0
4. Homeowners multiple peril.....	0	0	0	0	0	0	0	0	0	0	0	0
5.1 Commercial multiple peril (non-liability portion).....	0	0	0	0	0	0	0	0	0	0	0	0
5.2 Commercial multiple peril (liability portion).....	0	0	0	0	0	0	0	0	0	0	0	0
6. Mortgage guaranty.....	0	0	0	0	0	0	0	0	0	0	0	0
8. Ocean marine.....	0	0	0	0	0	0	0	0	0	0	0	0
9. Inland marine.....	0	0	0	0	0	0	0	0	0	0	0	0
10. Financial guaranty.....	0	0	0	0	0	0	0	0	0	0	0	0
11. Medical professional liability.....	0	0	0	0	0	0	0	0	0	0	0	0
12. Earthquake.....	0	0	0	0	0	0	0	0	0	0	0	0
13. Group accident and health (b).....	0	0	0	0	0	0	0	0	0	0	0	0
14. Credit A&H (group and individual).....	0	0	0	0	0	0	0	0	0	0	0	0
15.1 Collectively renewable A&H (b).....	0	0	0	0	0	0	0	0	0	0	0	0
15.2 Non-cancelable A&H (b).....	0	0	0	0	0	0	0	0	0	0	0	0
15.3 Guaranteed renewable A&H (b).....	0	0	0	0	0	0	0	0	0	0	0	0
15.4 Non-renewable for stated reasons only (b).....	0	0	0	0	0	0	0	0	0	0	0	0
15.5 Other accident only.....	0	0	0	0	0	0	0	0	0	0	0	0
15.6 Medicare Title XVIII exempt from state taxes or fees.....	0	0	0	0	0	0	0	0	0	0	0	0
15.7 All other A&H (b).....	0	0	0	0	0	0	0	0	0	0	0	0
15.8 Federal employees health benefits plan premium.....	0	0	0	0	0	0	0	0	0	0	0	0
16. Workers' compensation.....	0	0	0	0	0	0	0	0	0	0	0	0
17.1 Other liability-occurrence.....	0	0	0	0	0	0	0	0	0	0	0	0
17.2 Other liability-claims-made.....	0	0	0	0	0	0	0	0	0	0	0	0
17.3 Excess workers' compensation.....	0	0	0	0	0	0	0	0	0	0	0	0
18. Products liability.....	0	0	0	0	0	0	0	0	0	0	0	0
19.1 Private passenger auto no-fault (personal injury protection).....	0	0	0	0	0	0	0	0	0	0	0	0
19.2 Other private passenger auto liability.....	0	0	0	0	0	0	0	0	0	0	0	0
19.3 Commercial auto no-fault (personal injury protection).....	0	0	0	0	0	0	0	0	0	0	0	0
19.4 Other commercial auto liability.....	0	0	0	0	0	0	0	0	0	0	0	0
21.1 Private passenger auto physical damage.....	0	0	0	0	0	0	0	0	0	0	0	0
21.2 Commercial auto physical damage.....	0	0	0	0	0	0	0	0	0	0	0	0
22. Aircraft (all perils).....	0	0	0	0	0	0	0	0	0	0	0	0
23. Fidelity.....	0	0	0	0	0	0	0	0	0	0	0	0
24. Surety.....	0	0	0	0	0	0	0	0	0	0	0	0
26. Burglary and theft.....	0	0	0	0	0	0	0	0	0	0	0	0
27. Boiler and machinery.....	0	0	0	0	0	0	0	0	0	0	0	0
28. Credit.....	0	0	0	0	0	0	0	0	0	0	0	0
30. Warranty.....	0	0	0	0	0	0	0	0	0	0	0	0
34. Aggregate write-ins for other lines of business.....	0	0	0	0	0	0	0	0	0	0	0	0
35. TOTALS (a).....	0	0	0	0	0	0	0	0	0	0	0	0

DETAILS OF WRITE-INS

3401.	0	0	0	0	0	0	0	0	0	0	0	0
3402.	0	0	0	0	0	0	0	0	0	0	0	0
3403.	0	0	0	0	0	0	0	0	0	0	0	0
3498. Summary of remaining write-ins for Line 34 from overflow page.....	0	0	0	0	0	0	0	0	0	0	0	0
3499. TOTALS (Lines 3401 through 3403 plus 3498) (Line 34 above).....	0	0	0	0	0	0	0	0	0	0	0	0

(a) Finance and service charges not included in Lines 1 to 35 \$.....0.

(b) For health business on indicated lines report: Number of persons insured under PPO managed care products.....0 and number of persons insured under indemnity only products.....0.

EXHIBIT OF PREMIUMS AND LOSSES (Statutory Page 14)



NAIC Group Code....0468 NAIC Company Code....10952

BUSINESS IN Other Alien # 45 DURING THE YEAR

Line of Business	Gross Premiums, Including Policy and Membership Fees, Less Return Premiums and Premiums on Policies not Taken		3 Dividends Paid or Credited to Policyholders on Direct Business	4 Direct Unearned Premium Reserves	5 Direct Losses Paid (deducting salvage)	6 Direct Losses Incurred	7 Direct Losses Unpaid	8 Direct Defense and Cost Containment Expense Paid	9 Direct Defense and Cost Containment Expense Incurred	10 Direct Defense and Cost Containment Expense Unpaid	11 Commissions and Brokerage Expenses	12 Taxes, Licenses and Fees
	1 Direct Premiums Written	2 Direct Premiums Earned										
1. Fire.....	0	0	0	0	0	0	0	0	0	0	0	0
2.1 Allied lines.....	0	0	0	0	0	0	0	0	0	0	0	0
2.2 Multiple peril crop.....	0	0	0	0	0	0	0	0	0	0	0	0
2.3 Federal flood.....	0	0	0	0	0	0	0	0	0	0	0	0
2.4 Private crop.....	0	0	0	0	0	0	0	0	0	0	0	0
2.5 Private flood.....	0	0	0	0	0	0	0	0	0	0	0	0
3. Farmowners multiple peril.....	0	0	0	0	0	0	0	0	0	0	0	0
4. Homeowners multiple peril.....	0	0	0	0	0	0	0	0	0	0	0	0
5.1 Commercial multiple peril (non-liability portion).....	0	0	0	0	0	0	0	0	0	0	0	0
5.2 Commercial multiple peril (liability portion).....	0	0	0	0	0	0	0	0	0	0	0	0
6. Mortgage guaranty.....	0	0	0	0	0	0	0	0	0	0	0	0
8. Ocean marine.....	0	0	0	0	0	0	0	0	0	0	0	0
9. Inland marine.....	0	0	0	0	0	0	0	0	0	0	0	0
10. Financial guaranty.....	0	0	0	0	0	0	0	0	0	0	0	0
11. Medical professional liability.....	0	0	0	0	0	0	0	0	0	0	0	0
12. Earthquake.....	0	0	0	0	0	0	0	0	0	0	0	0
13. Group accident and health (b).....	0	0	0	0	0	0	0	0	0	0	0	0
14. Credit A&H (group and individual).....	0	0	0	0	0	0	0	0	0	0	0	0
15.1 Collectively renewable A&H (b).....	0	0	0	0	0	0	0	0	0	0	0	0
15.2 Non-cancelable A&H (b).....	0	0	0	0	0	0	0	0	0	0	0	0
15.3 Guaranteed renewable A&H (b).....	0	0	0	0	0	0	0	0	0	0	0	0
15.4 Non-renewable for stated reasons only (b).....	0	0	0	0	0	0	0	0	0	0	0	0
15.5 Other accident only.....	0	0	0	0	0	0	0	0	0	0	0	0
15.6 Medicare Title XVIII exempt from state taxes or fees.....	0	0	0	0	0	0	0	0	0	0	0	0
15.7 All other A&H (b).....	0	0	0	0	0	0	0	0	0	0	0	0
15.8 Federal employees health benefits plan premium.....	0	0	0	0	0	0	0	0	0	0	0	0
16. Workers' compensation.....	0	0	0	0	0	0	0	0	0	0	0	0
17.1 Other liability-occurrence.....	0	0	0	0	0	0	0	0	0	0	0	0
17.2 Other liability-claims-made.....	0	0	0	0	0	0	0	0	0	0	0	0
17.3 Excess workers' compensation.....	0	0	0	0	0	0	0	0	0	0	0	0
18. Products liability.....	0	0	0	0	0	0	0	0	0	0	0	0
19.1 Private passenger auto no-fault (personal injury protection).....	0	0	0	0	0	0	0	0	0	0	0	0
19.2 Other private passenger auto liability.....	0	0	0	0	0	0	0	0	0	0	0	0
19.3 Commercial auto no-fault (personal injury protection).....	0	0	0	0	0	0	0	0	0	0	0	0
19.4 Other commercial auto liability.....	0	0	0	0	0	0	0	0	0	0	0	0
21.1 Private passenger auto physical damage.....	0	0	0	0	0	0	0	0	0	0	0	0
21.2 Commercial auto physical damage.....	0	0	0	0	0	0	0	0	0	0	0	0
22. Aircraft (all perils).....	0	0	0	0	0	0	0	0	0	0	0	0
23. Fidelity.....	0	0	0	0	0	0	0	0	0	0	0	0
24. Surety.....	0	0	0	0	0	0	0	0	0	0	0	0
26. Burglary and theft.....	0	0	0	0	0	0	0	0	0	0	0	0
27. Boiler and machinery.....	0	0	0	0	0	0	0	0	0	0	0	0
28. Credit.....	0	0	0	0	0	0	0	0	0	0	0	0
30. Warranty.....	0	0	0	0	0	0	0	0	0	0	0	0
34. Aggregate write-ins for other lines of business.....	0	0	0	0	0	0	0	0	0	0	0	0
35. TOTALS (a).....	0	0	0	0	0	0	0	0	0	0	0	0

DETAILS OF WRITE-INS

3401.	0	0	0	0	0	0	0	0	0	0	0	0
3402.	0	0	0	0	0	0	0	0	0	0	0	0
3403.	0	0	0	0	0	0	0	0	0	0	0	0
3498. Summary of remaining write-ins for Line 34 from overflow page.....	0	0	0	0	0	0	0	0	0	0	0	0
3499. TOTALS (Lines 3401 through 3403 plus 3498) (Line 34 above).....	0	0	0	0	0	0	0	0	0	0	0	0

(a) Finance and service charges not included in Lines 1 to 35 \$.....0.
(b) For health business on indicated lines report: Number of persons insured under PPO managed care products.....0 and number of persons insured under indemnity only products.....0.

EXHIBIT OF PREMIUMS AND LOSSES (Statutory Page 14)



NAIC Group Code....0468 NAIC Company Code....10952

BUSINESS IN Other Alien # 46 DURING THE YEAR

Line of Business	Gross Premiums, Including Policy and Membership Fees, Less Return Premiums and Premiums on Policies not Taken		3 Dividends Paid or Credited to Policyholders on Direct Business	4 Direct Unearned Premium Reserves	5 Direct Losses Paid (deducting salvage)	6 Direct Losses Incurred	7 Direct Losses Unpaid	8 Direct Defense and Cost Containment Expense Paid	9 Direct Defense and Cost Containment Expense Incurred	10 Direct Defense and Cost Containment Expense Unpaid	11 Commissions and Brokerage Expenses	12 Taxes, Licenses and Fees
	1 Direct Premiums Written	2 Direct Premiums Earned										
1. Fire.....	0	0	0	0	0	0	0	0	0	0	0	0
2.1 Allied lines.....	0	0	0	0	0	0	0	0	0	0	0	0
2.2 Multiple peril crop.....	0	0	0	0	0	0	0	0	0	0	0	0
2.3 Federal flood.....	0	0	0	0	0	0	0	0	0	0	0	0
2.4 Private crop.....	0	0	0	0	0	0	0	0	0	0	0	0
2.5 Private flood.....	0	0	0	0	0	0	0	0	0	0	0	0
3. Farmowners multiple peril.....	0	0	0	0	0	0	0	0	0	0	0	0
4. Homeowners multiple peril.....	0	0	0	0	0	0	0	0	0	0	0	0
5.1 Commercial multiple peril (non-liability portion).....	0	0	0	0	0	0	0	0	0	0	0	0
5.2 Commercial multiple peril (liability portion).....	0	0	0	0	0	0	0	0	0	0	0	0
6. Mortgage guaranty.....	0	0	0	0	0	0	0	0	0	0	0	0
8. Ocean marine.....	0	0	0	0	0	0	0	0	0	0	0	0
9. Inland marine.....	0	0	0	0	0	0	0	0	0	0	0	0
10. Financial guaranty.....	0	0	0	0	0	0	0	0	0	0	0	0
11. Medical professional liability.....	0	0	0	0	0	0	0	0	0	0	0	0
12. Earthquake.....	0	0	0	0	0	0	0	0	0	0	0	0
13. Group accident and health (b).....	0	0	0	0	0	0	0	0	0	0	0	0
14. Credit A&H (group and individual).....	0	0	0	0	0	0	0	0	0	0	0	0
15.1 Collectively renewable A&H (b).....	0	0	0	0	0	0	0	0	0	0	0	0
15.2 Non-cancelable A&H (b).....	0	0	0	0	0	0	0	0	0	0	0	0
15.3 Guaranteed renewable A&H (b).....	0	0	0	0	0	0	0	0	0	0	0	0
15.4 Non-renewable for stated reasons only (b).....	0	0	0	0	0	0	0	0	0	0	0	0
15.5 Other accident only.....	0	0	0	0	0	0	0	0	0	0	0	0
15.6 Medicare Title XVIII exempt from state taxes or fees.....	0	0	0	0	0	0	0	0	0	0	0	0
15.7 All other A&H (b).....	0	0	0	0	0	0	0	0	0	0	0	0
15.8 Federal employees health benefits plan premium.....	0	0	0	0	0	0	0	0	0	0	0	0
16. Workers' compensation.....	0	0	0	0	0	0	0	0	0	0	0	0
17.1 Other liability-occurrence.....	0	0	0	0	0	0	0	0	0	0	0	0
17.2 Other liability-claims-made.....	0	0	0	0	0	0	0	0	0	0	0	0
17.3 Excess workers' compensation.....	0	0	0	0	0	0	0	0	0	0	0	0
18. Products liability.....	0	0	0	0	0	0	0	0	0	0	0	0
19.1 Private passenger auto no-fault (personal injury protection).....	0	0	0	0	0	0	0	0	0	0	0	0
19.2 Other private passenger auto liability.....	0	0	0	0	0	0	0	0	0	0	0	0
19.3 Commercial auto no-fault (personal injury protection).....	0	0	0	0	0	0	0	0	0	0	0	0
19.4 Other commercial auto liability.....	0	0	0	0	0	0	0	0	0	0	0	0
21.1 Private passenger auto physical damage.....	0	0	0	0	0	0	0	0	0	0	0	0
21.2 Commercial auto physical damage.....	0	0	0	0	0	0	0	0	0	0	0	0
22. Aircraft (all perils).....	0	0	0	0	0	0	0	0	0	0	0	0
23. Fidelity.....	0	0	0	0	0	0	0	0	0	0	0	0
24. Surety.....	0	0	0	0	0	0	0	0	0	0	0	0
26. Burglary and theft.....	0	0	0	0	0	0	0	0	0	0	0	0
27. Boiler and machinery.....	0	0	0	0	0	0	0	0	0	0	0	0
28. Credit.....	0	0	0	0	0	0	0	0	0	0	0	0
30. Warranty.....	0	0	0	0	0	0	0	0	0	0	0	0
34. Aggregate write-ins for other lines of business.....	0	0	0	0	0	0	0	0	0	0	0	0
35. TOTALS (a).....	0	0	0	0	0	0	0	0	0	0	0	0

DETAILS OF WRITE-INS

3401.	0	0	0	0	0	0	0	0	0	0	0	0
3402.	0	0	0	0	0	0	0	0	0	0	0	0
3403.	0	0	0	0	0	0	0	0	0	0	0	0
3498. Summary of remaining write-ins for Line 34 from overflow page.....	0	0	0	0	0	0	0	0	0	0	0	0
3499. TOTALS (Lines 3401 through 3403 plus 3498) (Line 34 above).....	0	0	0	0	0	0	0	0	0	0	0	0

(a) Finance and service charges not included in Lines 1 to 35 \$.....0.

(b) For health business on indicated lines report: Number of persons insured under PPO managed care products.....0 and number of persons insured under indemnity only products.....0.

EXHIBIT OF PREMIUMS AND LOSSES (Statutory Page 14)



NAIC Group Code....0468 NAIC Company Code....10952

BUSINESS IN Other Alien # 47 DURING THE YEAR

19

Line of Business	Gross Premiums, Including Policy and Membership Fees, Less Return Premiums and Premiums on Policies not Taken		3 Dividends Paid or Credited to Policyholders on Direct Business	4 Direct Unearned Premium Reserves	5 Direct Losses Paid (deducting salvage)	6 Direct Losses Incurred	7 Direct Losses Unpaid	8 Direct Defense and Cost Containment Expense Paid	9 Direct Defense and Cost Containment Expense Incurred	10 Direct Defense and Cost Containment Expense Unpaid	11 Commissions and Brokerage Expenses	12 Taxes, Licenses and Fees
	1 Direct Premiums Written	2 Direct Premiums Earned										
1. Fire.....	0	0	0	0	0	0	0	0	0	0	0	0
2.1 Allied lines.....	0	0	0	0	0	0	0	0	0	0	0	0
2.2 Multiple peril crop.....	0	0	0	0	0	0	0	0	0	0	0	0
2.3 Federal flood.....	0	0	0	0	0	0	0	0	0	0	0	0
2.4 Private crop.....	0	0	0	0	0	0	0	0	0	0	0	0
2.5 Private flood.....	0	0	0	0	0	0	0	0	0	0	0	0
3. Farmowners multiple peril.....	0	0	0	0	0	0	0	0	0	0	0	0
4. Homeowners multiple peril.....	0	0	0	0	0	0	0	0	0	0	0	0
5.1 Commercial multiple peril (non-liability portion).....	0	0	0	0	0	0	0	0	0	0	0	0
5.2 Commercial multiple peril (liability portion).....	0	0	0	0	0	0	0	0	0	0	0	0
6. Mortgage guaranty.....	0	0	0	0	0	0	0	0	0	0	0	0
8. Ocean marine.....	0	0	0	0	0	0	0	0	0	0	0	0
9. Inland marine.....	0	0	0	0	0	0	0	0	0	0	0	0
10. Financial guaranty.....	0	0	0	0	0	0	0	0	0	0	0	0
11. Medical professional liability.....	0	0	0	0	0	0	0	0	0	0	0	0
12. Earthquake.....	0	0	0	0	0	0	0	0	0	0	0	0
13. Group accident and health (b).....	0	0	0	0	0	0	0	0	0	0	0	0
14. Credit A&H (group and individual).....	0	0	0	0	0	0	0	0	0	0	0	0
15.1 Collectively renewable A&H (b).....	0	0	0	0	0	0	0	0	0	0	0	0
15.2 Non-cancelable A&H (b).....	0	0	0	0	0	0	0	0	0	0	0	0
15.3 Guaranteed renewable A&H (b).....	0	0	0	0	0	0	0	0	0	0	0	0
15.4 Non-renewable for stated reasons only (b).....	0	0	0	0	0	0	0	0	0	0	0	0
15.5 Other accident only.....	0	0	0	0	0	0	0	0	0	0	0	0
15.6 Medicare Title XVIII exempt from state taxes or fees.....	0	0	0	0	0	0	0	0	0	0	0	0
15.7 All other A&H (b).....	0	0	0	0	0	0	0	0	0	0	0	0
15.8 Federal employees health benefits plan premium.....	0	0	0	0	0	0	0	0	0	0	0	0
16. Workers' compensation.....	0	0	0	0	0	0	0	0	0	0	0	0
17.1 Other liability-occurrence.....	0	0	0	0	0	0	0	0	0	0	0	0
17.2 Other liability-claims-made.....	0	0	0	0	0	0	0	0	0	0	0	0
17.3 Excess workers' compensation.....	0	0	0	0	0	0	0	0	0	0	0	0
18. Products liability.....	0	0	0	0	0	0	0	0	0	0	0	0
19.1 Private passenger auto no-fault (personal injury protection).....	0	0	0	0	0	0	0	0	0	0	0	0
19.2 Other private passenger auto liability.....	0	0	0	0	0	0	0	0	0	0	0	0
19.3 Commercial auto no-fault (personal injury protection).....	0	0	0	0	0	0	0	0	0	0	0	0
19.4 Other commercial auto liability.....	0	0	0	0	0	0	0	0	0	0	0	0
21.1 Private passenger auto physical damage.....	0	0	0	0	0	0	0	0	0	0	0	0
21.2 Commercial auto physical damage.....	0	0	0	0	0	0	0	0	0	0	0	0
22. Aircraft (all perils).....	0	0	0	0	0	0	0	0	0	0	0	0
23. Fidelity.....	0	0	0	0	0	0	0	0	0	0	0	0
24. Surety.....	0	0	0	0	0	0	0	0	0	0	0	0
26. Burglary and theft.....	0	0	0	0	0	0	0	0	0	0	0	0
27. Boiler and machinery.....	0	0	0	0	0	0	0	0	0	0	0	0
28. Credit.....	0	0	0	0	0	0	0	0	0	0	0	0
30. Warranty.....	0	0	0	0	0	0	0	0	0	0	0	0
34. Aggregate write-ins for other lines of business.....	0	0	0	0	0	0	0	0	0	0	0	0
35. TOTALS (a).....	0	0	0	0	0	0	0	0	0	0	0	0

DETAILS OF WRITE-INS

3401.	0	0	0	0	0	0	0	0	0	0	0	0
3402.	0	0	0	0	0	0	0	0	0	0	0	0
3403.	0	0	0	0	0	0	0	0	0	0	0	0
3498. Summary of remaining write-ins for Line 34 from overflow page.....	0	0	0	0	0	0	0	0	0	0	0	0
3499. TOTALS (Lines 3401 through 3403 plus 3498) (Line 34 above).....	0	0	0	0	0	0	0	0	0	0	0	0

(a) Finance and service charges not included in Lines 1 to 35 \$.....0.

(b) For health business on indicated lines report: Number of persons insured under PPO managed care products.....0 and number of persons insured under indemnity only products.....0.

EXHIBIT OF PREMIUMS AND LOSSES (Statutory Page 14)



NAIC Group Code....0468 NAIC Company Code....10952

BUSINESS IN Other Alien # 48 DURING THE YEAR

Line of Business	Gross Premiums, Including Policy and Membership Fees, Less Return Premiums and Premiums on Policies not Taken		3 Dividends Paid or Credited to Policyholders on Direct Business	4 Direct Unearned Premium Reserves	5 Direct Losses Paid (deducting salvage)	6 Direct Losses Incurred	7 Direct Losses Unpaid	8 Direct Defense and Cost Containment Expense Paid	9 Direct Defense and Cost Containment Expense Incurred	10 Direct Defense and Cost Containment Expense Unpaid	11 Commissions and Brokerage Expenses	12 Taxes, Licenses and Fees
	1 Direct Premiums Written	2 Direct Premiums Earned										
1. Fire.....	0	0	0	0	0	0	0	0	0	0	0	0
2.1 Allied lines.....	0	0	0	0	0	0	0	0	0	0	0	0
2.2 Multiple peril crop.....	0	0	0	0	0	0	0	0	0	0	0	0
2.3 Federal flood.....	0	0	0	0	0	0	0	0	0	0	0	0
2.4 Private crop.....	0	0	0	0	0	0	0	0	0	0	0	0
2.5 Private flood.....	0	0	0	0	0	0	0	0	0	0	0	0
3. Farmowners multiple peril.....	0	0	0	0	0	0	0	0	0	0	0	0
4. Homeowners multiple peril.....	0	0	0	0	0	0	0	0	0	0	0	0
5.1 Commercial multiple peril (non-liability portion).....	0	0	0	0	0	0	0	0	0	0	0	0
5.2 Commercial multiple peril (liability portion).....	0	0	0	0	0	0	0	0	0	0	0	0
6. Mortgage guaranty.....	0	0	0	0	0	0	0	0	0	0	0	0
8. Ocean marine.....	0	0	0	0	0	0	0	0	0	0	0	0
9. Inland marine.....	0	0	0	0	0	0	0	0	0	0	0	0
10. Financial guaranty.....	0	0	0	0	0	0	0	0	0	0	0	0
11. Medical professional liability.....	0	0	0	0	0	0	0	0	0	0	0	0
12. Earthquake.....	0	0	0	0	0	0	0	0	0	0	0	0
13. Group accident and health (b).....	0	0	0	0	0	0	0	0	0	0	0	0
14. Credit A&H (group and individual).....	0	0	0	0	0	0	0	0	0	0	0	0
15.1 Collectively renewable A&H (b).....	0	0	0	0	0	0	0	0	0	0	0	0
15.2 Non-cancelable A&H (b).....	0	0	0	0	0	0	0	0	0	0	0	0
15.3 Guaranteed renewable A&H (b).....	0	0	0	0	0	0	0	0	0	0	0	0
15.4 Non-renewable for stated reasons only (b).....	0	0	0	0	0	0	0	0	0	0	0	0
15.5 Other accident only.....	0	0	0	0	0	0	0	0	0	0	0	0
15.6 Medicare Title XVIII exempt from state taxes or fees.....	0	0	0	0	0	0	0	0	0	0	0	0
15.7 All other A&H (b).....	0	0	0	0	0	0	0	0	0	0	0	0
15.8 Federal employees health benefits plan premium.....	0	0	0	0	0	0	0	0	0	0	0	0
16. Workers' compensation.....	0	0	0	0	0	0	0	0	0	0	0	0
17.1 Other liability-occurrence.....	0	0	0	0	0	0	0	0	0	0	0	0
17.2 Other liability-claims-made.....	0	0	0	0	0	0	0	0	0	0	0	0
17.3 Excess workers' compensation.....	0	0	0	0	0	0	0	0	0	0	0	0
18. Products liability.....	0	0	0	0	0	0	0	0	0	0	0	0
19.1 Private passenger auto no-fault (personal injury protection).....	0	0	0	0	0	0	0	0	0	0	0	0
19.2 Other private passenger auto liability.....	0	0	0	0	0	0	0	0	0	0	0	0
19.3 Commercial auto no-fault (personal injury protection).....	0	0	0	0	0	0	0	0	0	0	0	0
19.4 Other commercial auto liability.....	0	0	0	0	0	0	0	0	0	0	0	0
21.1 Private passenger auto physical damage.....	0	0	0	0	0	0	0	0	0	0	0	0
21.2 Commercial auto physical damage.....	0	0	0	0	0	0	0	0	0	0	0	0
22. Aircraft (all perils).....	0	0	0	0	0	0	0	0	0	0	0	0
23. Fidelity.....	0	0	0	0	0	0	0	0	0	0	0	0
24. Surety.....	0	0	0	0	0	0	0	0	0	0	0	0
26. Burglary and theft.....	0	0	0	0	0	0	0	0	0	0	0	0
27. Boiler and machinery.....	0	0	0	0	0	0	0	0	0	0	0	0
28. Credit.....	0	0	0	0	0	0	0	0	0	0	0	0
30. Warranty.....	0	0	0	0	0	0	0	0	0	0	0	0
34. Aggregate write-ins for other lines of business.....	0	0	0	0	0	0	0	0	0	0	0	0
35. TOTALS (a).....	0	0	0	0	0	0	0	0	0	0	0	0

DETAILS OF WRITE-INS

3401.	0	0	0	0	0	0	0	0	0	0	0	0
3402.	0	0	0	0	0	0	0	0	0	0	0	0
3403.	0	0	0	0	0	0	0	0	0	0	0	0
3498. Summary of remaining write-ins for Line 34 from overflow page.....	0	0	0	0	0	0	0	0	0	0	0	0
3499. TOTALS (Lines 3401 through 3403 plus 3498) (Line 34 above).....	0	0	0	0	0	0	0	0	0	0	0	0

(a) Finance and service charges not included in Lines 1 to 35 \$.....0.

(b) For health business on indicated lines report: Number of persons insured under PPO managed care products.....0 and number of persons insured under indemnity only products.....0.

EXHIBIT OF PREMIUMS AND LOSSES (Statutory Page 14)



NAIC Group Code....0468 NAIC Company Code....10952

BUSINESS IN Other Alien # 49 DURING THE YEAR

Line of Business	Gross Premiums, Including Policy and Membership Fees, Less Return Premiums and Premiums on Policies not Taken		3 Dividends Paid or Credited to Policyholders on Direct Business	4 Direct Unearned Premium Reserves	5 Direct Losses Paid (deducting salvage)	6 Direct Losses Incurred	7 Direct Losses Unpaid	8 Direct Defense and Cost Containment Expense Paid	9 Direct Defense and Cost Containment Expense Incurred	10 Direct Defense and Cost Containment Expense Unpaid	11 Commissions and Brokerage Expenses	12 Taxes, Licenses and Fees
	1 Direct Premiums Written	2 Direct Premiums Earned										
1. Fire.....	0	0	0	0	0	0	0	0	0	0	0	0
2.1 Allied lines.....	0	0	0	0	0	0	0	0	0	0	0	0
2.2 Multiple peril crop.....	0	0	0	0	0	0	0	0	0	0	0	0
2.3 Federal flood.....	0	0	0	0	0	0	0	0	0	0	0	0
2.4 Private crop.....	0	0	0	0	0	0	0	0	0	0	0	0
2.5 Private flood.....	0	0	0	0	0	0	0	0	0	0	0	0
3. Farmowners multiple peril.....	0	0	0	0	0	0	0	0	0	0	0	0
4. Homeowners multiple peril.....	0	0	0	0	0	0	0	0	0	0	0	0
5.1 Commercial multiple peril (non-liability portion).....	0	0	0	0	0	0	0	0	0	0	0	0
5.2 Commercial multiple peril (liability portion).....	0	0	0	0	0	0	0	0	0	0	0	0
6. Mortgage guaranty.....	0	0	0	0	0	0	0	0	0	0	0	0
8. Ocean marine.....	0	0	0	0	0	0	0	0	0	0	0	0
9. Inland marine.....	0	0	0	0	0	0	0	0	0	0	0	0
10. Financial guaranty.....	0	0	0	0	0	0	0	0	0	0	0	0
11. Medical professional liability.....	0	0	0	0	0	0	0	0	0	0	0	0
12. Earthquake.....	0	0	0	0	0	0	0	0	0	0	0	0
13. Group accident and health (b).....	0	0	0	0	0	0	0	0	0	0	0	0
14. Credit A&H (group and individual).....	0	0	0	0	0	0	0	0	0	0	0	0
15.1 Collectively renewable A&H (b).....	0	0	0	0	0	0	0	0	0	0	0	0
15.2 Non-cancelable A&H (b).....	0	0	0	0	0	0	0	0	0	0	0	0
15.3 Guaranteed renewable A&H (b).....	0	0	0	0	0	0	0	0	0	0	0	0
15.4 Non-renewable for stated reasons only (b).....	0	0	0	0	0	0	0	0	0	0	0	0
15.5 Other accident only.....	0	0	0	0	0	0	0	0	0	0	0	0
15.6 Medicare Title XVIII exempt from state taxes or fees.....	0	0	0	0	0	0	0	0	0	0	0	0
15.7 All other A&H (b).....	0	0	0	0	0	0	0	0	0	0	0	0
15.8 Federal employees health benefits plan premium.....	0	0	0	0	0	0	0	0	0	0	0	0
16. Workers' compensation.....	0	0	0	0	0	0	0	0	0	0	0	0
17.1 Other liability-occurrence.....	0	0	0	0	0	0	0	0	0	0	0	0
17.2 Other liability-claims-made.....	0	0	0	0	0	0	0	0	0	0	0	0
17.3 Excess workers' compensation.....	0	0	0	0	0	0	0	0	0	0	0	0
18. Products liability.....	0	0	0	0	0	0	0	0	0	0	0	0
19.1 Private passenger auto no-fault (personal injury protection).....	0	0	0	0	0	0	0	0	0	0	0	0
19.2 Other private passenger auto liability.....	0	0	0	0	0	0	0	0	0	0	0	0
19.3 Commercial auto no-fault (personal injury protection).....	0	0	0	0	0	0	0	0	0	0	0	0
19.4 Other commercial auto liability.....	0	0	0	0	0	0	0	0	0	0	0	0
21.1 Private passenger auto physical damage.....	0	0	0	0	0	0	0	0	0	0	0	0
21.2 Commercial auto physical damage.....	0	0	0	0	0	0	0	0	0	0	0	0
22. Aircraft (all perils).....	0	0	0	0	0	0	0	0	0	0	0	0
23. Fidelity.....	0	0	0	0	0	0	0	0	0	0	0	0
24. Surety.....	0	0	0	0	0	0	0	0	0	0	0	0
26. Burglary and theft.....	0	0	0	0	0	0	0	0	0	0	0	0
27. Boiler and machinery.....	0	0	0	0	0	0	0	0	0	0	0	0
28. Credit.....	0	0	0	0	0	0	0	0	0	0	0	0
30. Warranty.....	0	0	0	0	0	0	0	0	0	0	0	0
34. Aggregate write-ins for other lines of business.....	0	0	0	0	0	0	0	0	0	0	0	0
35. TOTALS (a).....	0	0	0	0	0	0	0	0	0	0	0	0

DETAILS OF WRITE-INS

3401.	0	0	0	0	0	0	0	0	0	0	0	0
3402.	0	0	0	0	0	0	0	0	0	0	0	0
3403.	0	0	0	0	0	0	0	0	0	0	0	0
3498. Summary of remaining write-ins for Line 34 from overflow page.....	0	0	0	0	0	0	0	0	0	0	0	0
3499. TOTALS (Lines 3401 through 3403 plus 3498) (Line 34 above).....	0	0	0	0	0	0	0	0	0	0	0	0

(a) Finance and service charges not included in Lines 1 to 35 \$.....0.

(b) For health business on indicated lines report: Number of persons insured under PPO managed care products.....0 and number of persons insured under indemnity only products.....0.

EXHIBIT OF PREMIUMS AND LOSSES (Statutory Page 14)



NAIC Group Code....0468 NAIC Company Code....10952

BUSINESS IN Other Alien # 50 DURING THE YEAR

Line of Business	Gross Premiums, Including Policy and Membership Fees, Less Return Premiums and Premiums on Policies not Taken		3 Dividends Paid or Credited to Policyholders on Direct Business	4 Direct Unearned Premium Reserves	5 Direct Losses Paid (deducting salvage)	6 Direct Losses Incurred	7 Direct Losses Unpaid	8 Direct Defense and Cost Containment Expense Paid	9 Direct Defense and Cost Containment Expense Incurred	10 Direct Defense and Cost Containment Expense Unpaid	11 Commissions and Brokerage Expenses	12 Taxes, Licenses and Fees
	1 Direct Premiums Written	2 Direct Premiums Earned										
1. Fire.....	0	0	0	0	0	0	0	0	0	0	0	0
2.1 Allied lines.....	0	0	0	0	0	0	0	0	0	0	0	0
2.2 Multiple peril crop.....	0	0	0	0	0	0	0	0	0	0	0	0
2.3 Federal flood.....	0	0	0	0	0	0	0	0	0	0	0	0
2.4 Private crop.....	0	0	0	0	0	0	0	0	0	0	0	0
2.5 Private flood.....	0	0	0	0	0	0	0	0	0	0	0	0
3. Farmowners multiple peril.....	0	0	0	0	0	0	0	0	0	0	0	0
4. Homeowners multiple peril.....	0	0	0	0	0	0	0	0	0	0	0	0
5.1 Commercial multiple peril (non-liability portion).....	0	0	0	0	0	0	0	0	0	0	0	0
5.2 Commercial multiple peril (liability portion).....	0	0	0	0	0	0	0	0	0	0	0	0
6. Mortgage guaranty.....	0	0	0	0	0	0	0	0	0	0	0	0
8. Ocean marine.....	0	0	0	0	0	0	0	0	0	0	0	0
9. Inland marine.....	0	0	0	0	0	0	0	0	0	0	0	0
10. Financial guaranty.....	0	0	0	0	0	0	0	0	0	0	0	0
11. Medical professional liability.....	0	0	0	0	0	0	0	0	0	0	0	0
12. Earthquake.....	0	0	0	0	0	0	0	0	0	0	0	0
13. Group accident and health (b).....	0	0	0	0	0	0	0	0	0	0	0	0
14. Credit A&H (group and individual).....	0	0	0	0	0	0	0	0	0	0	0	0
15.1 Collectively renewable A&H (b).....	0	0	0	0	0	0	0	0	0	0	0	0
15.2 Non-cancelable A&H (b).....	0	0	0	0	0	0	0	0	0	0	0	0
15.3 Guaranteed renewable A&H (b).....	0	0	0	0	0	0	0	0	0	0	0	0
15.4 Non-renewable for stated reasons only (b).....	0	0	0	0	0	0	0	0	0	0	0	0
15.5 Other accident only.....	0	0	0	0	0	0	0	0	0	0	0	0
15.6 Medicare Title XVIII exempt from state taxes or fees.....	0	0	0	0	0	0	0	0	0	0	0	0
15.7 All other A&H (b).....	0	0	0	0	0	0	0	0	0	0	0	0
15.8 Federal employees health benefits plan premium.....	0	0	0	0	0	0	0	0	0	0	0	0
16. Workers' compensation.....	0	0	0	0	0	0	0	0	0	0	0	0
17.1 Other liability-occurrence.....	0	0	0	0	0	0	0	0	0	0	0	0
17.2 Other liability-claims-made.....	0	0	0	0	0	0	0	0	0	0	0	0
17.3 Excess workers' compensation.....	0	0	0	0	0	0	0	0	0	0	0	0
18. Products liability.....	0	0	0	0	0	0	0	0	0	0	0	0
19.1 Private passenger auto no-fault (personal injury protection).....	0	0	0	0	0	0	0	0	0	0	0	0
19.2 Other private passenger auto liability.....	0	0	0	0	0	0	0	0	0	0	0	0
19.3 Commercial auto no-fault (personal injury protection).....	0	0	0	0	0	0	0	0	0	0	0	0
19.4 Other commercial auto liability.....	0	0	0	0	0	0	0	0	0	0	0	0
21.1 Private passenger auto physical damage.....	0	0	0	0	0	0	0	0	0	0	0	0
21.2 Commercial auto physical damage.....	0	0	0	0	0	0	0	0	0	0	0	0
22. Aircraft (all perils).....	0	0	0	0	0	0	0	0	0	0	0	0
23. Fidelity.....	0	0	0	0	0	0	0	0	0	0	0	0
24. Surety.....	0	0	0	0	0	0	0	0	0	0	0	0
26. Burglary and theft.....	0	0	0	0	0	0	0	0	0	0	0	0
27. Boiler and machinery.....	0	0	0	0	0	0	0	0	0	0	0	0
28. Credit.....	0	0	0	0	0	0	0	0	0	0	0	0
30. Warranty.....	0	0	0	0	0	0	0	0	0	0	0	0
34. Aggregate write-ins for other lines of business.....	0	0	0	0	0	0	0	0	0	0	0	0
35. TOTALS (a).....	0	0	0	0	0	0	0	0	0	0	0	0

DETAILS OF WRITE-INS

3401.	0	0	0	0	0	0	0	0	0	0	0	0
3402.	0	0	0	0	0	0	0	0	0	0	0	0
3403.	0	0	0	0	0	0	0	0	0	0	0	0
3498. Summary of remaining write-ins for Line 34 from overflow page.....	0	0	0	0	0	0	0	0	0	0	0	0
3499. TOTALS (Lines 3401 through 3403 plus 3498) (Line 34 above).....	0	0	0	0	0	0	0	0	0	0	0	0

(a) Finance and service charges not included in Lines 1 to 35 \$.....0.

(b) For health business on indicated lines report: Number of persons insured under PPO managed care products.....0 and number of persons insured under indemnity only products.....0.

EXHIBIT OF PREMIUMS AND LOSSES (Statutory Page 14)



NAIC Group Code....0468 NAIC Company Code....10952

BUSINESS IN Other Alien # 51 DURING THE YEAR

Line of Business	Gross Premiums, Including Policy and Membership Fees, Less Return Premiums and Premiums on Policies not Taken		3 Dividends Paid or Credited to Policyholders on Direct Business	4 Direct Unearned Premium Reserves	5 Direct Losses Paid (deducting salvage)	6 Direct Losses Incurred	7 Direct Losses Unpaid	8 Direct Defense and Cost Containment Expense Paid	9 Direct Defense and Cost Containment Expense Incurred	10 Direct Defense and Cost Containment Expense Unpaid	11 Commissions and Brokerage Expenses	12 Taxes, Licenses and Fees
	1 Direct Premiums Written	2 Direct Premiums Earned										
1. Fire.....	0	0	0	0	0	0	0	0	0	0	0	0
2.1 Allied lines.....	0	0	0	0	0	0	0	0	0	0	0	0
2.2 Multiple peril crop.....	0	0	0	0	0	0	0	0	0	0	0	0
2.3 Federal flood.....	0	0	0	0	0	0	0	0	0	0	0	0
2.4 Private crop.....	0	0	0	0	0	0	0	0	0	0	0	0
2.5 Private flood.....	0	0	0	0	0	0	0	0	0	0	0	0
3. Farmowners multiple peril.....	0	0	0	0	0	0	0	0	0	0	0	0
4. Homeowners multiple peril.....	0	0	0	0	0	0	0	0	0	0	0	0
5.1 Commercial multiple peril (non-liability portion).....	0	0	0	0	0	0	0	0	0	0	0	0
5.2 Commercial multiple peril (liability portion).....	0	0	0	0	0	0	0	0	0	0	0	0
6. Mortgage guaranty.....	0	0	0	0	0	0	0	0	0	0	0	0
8. Ocean marine.....	0	0	0	0	0	0	0	0	0	0	0	0
9. Inland marine.....	0	0	0	0	0	0	0	0	0	0	0	0
10. Financial guaranty.....	0	0	0	0	0	0	0	0	0	0	0	0
11. Medical professional liability.....	0	0	0	0	0	0	0	0	0	0	0	0
12. Earthquake.....	0	0	0	0	0	0	0	0	0	0	0	0
13. Group accident and health (b).....	0	0	0	0	0	0	0	0	0	0	0	0
14. Credit A&H (group and individual).....	0	0	0	0	0	0	0	0	0	0	0	0
15.1 Collectively renewable A&H (b).....	0	0	0	0	0	0	0	0	0	0	0	0
15.2 Non-cancelable A&H (b).....	0	0	0	0	0	0	0	0	0	0	0	0
15.3 Guaranteed renewable A&H (b).....	0	0	0	0	0	0	0	0	0	0	0	0
15.4 Non-renewable for stated reasons only (b).....	0	0	0	0	0	0	0	0	0	0	0	0
15.5 Other accident only.....	0	0	0	0	0	0	0	0	0	0	0	0
15.6 Medicare Title XVIII exempt from state taxes or fees.....	0	0	0	0	0	0	0	0	0	0	0	0
15.7 All other A&H (b).....	0	0	0	0	0	0	0	0	0	0	0	0
15.8 Federal employees health benefits plan premium.....	0	0	0	0	0	0	0	0	0	0	0	0
16. Workers' compensation.....	0	0	0	0	0	0	0	0	0	0	0	0
17.1 Other liability-occurrence.....	0	0	0	0	0	0	0	0	0	0	0	0
17.2 Other liability-claims-made.....	0	0	0	0	0	0	0	0	0	0	0	0
17.3 Excess workers' compensation.....	0	0	0	0	0	0	0	0	0	0	0	0
18. Products liability.....	0	0	0	0	0	0	0	0	0	0	0	0
19.1 Private passenger auto no-fault (personal injury protection).....	0	0	0	0	0	0	0	0	0	0	0	0
19.2 Other private passenger auto liability.....	0	0	0	0	0	0	0	0	0	0	0	0
19.3 Commercial auto no-fault (personal injury protection).....	0	0	0	0	0	0	0	0	0	0	0	0
19.4 Other commercial auto liability.....	0	0	0	0	0	0	0	0	0	0	0	0
21.1 Private passenger auto physical damage.....	0	0	0	0	0	0	0	0	0	0	0	0
21.2 Commercial auto physical damage.....	0	0	0	0	0	0	0	0	0	0	0	0
22. Aircraft (all perils).....	0	0	0	0	0	0	0	0	0	0	0	0
23. Fidelity.....	0	0	0	0	0	0	0	0	0	0	0	0
24. Surety.....	0	0	0	0	0	0	0	0	0	0	0	0
26. Burglary and theft.....	0	0	0	0	0	0	0	0	0	0	0	0
27. Boiler and machinery.....	0	0	0	0	0	0	0	0	0	0	0	0
28. Credit.....	0	0	0	0	0	0	0	0	0	0	0	0
30. Warranty.....	0	0	0	0	0	0	0	0	0	0	0	0
34. Aggregate write-ins for other lines of business.....	0	0	0	0	0	0	0	0	0	0	0	0
35. TOTALS (a).....	0	0	0	0	0	0	0	0	0	0	0	0

DETAILS OF WRITE-INS

3401.	0	0	0	0	0	0	0	0	0	0	0	0
3402.	0	0	0	0	0	0	0	0	0	0	0	0
3403.	0	0	0	0	0	0	0	0	0	0	0	0
3498. Summary of remaining write-ins for Line 34 from overflow page.....	0	0	0	0	0	0	0	0	0	0	0	0
3499. TOTALS (Lines 3401 through 3403 plus 3498) (Line 34 above).....	0	0	0	0	0	0	0	0	0	0	0	0

(a) Finance and service charges not included in Lines 1 to 35 \$.....0.

(b) For health business on indicated lines report: Number of persons insured under PPO managed care products.....0 and number of persons insured under indemnity only products.....0.

EXHIBIT OF PREMIUMS AND LOSSES (Statutory Page 14)



NAIC Group Code....0468 NAIC Company Code....10952

BUSINESS IN Other Alien # 52 DURING THE YEAR

Line of Business	Gross Premiums, Including Policy and Membership Fees, Less Return Premiums and Premiums on Policies not Taken		3 Dividends Paid or Credited to Policyholders on Direct Business	4 Direct Unearned Premium Reserves	5 Direct Losses Paid (deducting salvage)	6 Direct Losses Incurred	7 Direct Losses Unpaid	8 Direct Defense and Cost Containment Expense Paid	9 Direct Defense and Cost Containment Expense Incurred	10 Direct Defense and Cost Containment Expense Unpaid	11 Commissions and Brokerage Expenses	12 Taxes, Licenses and Fees
	1 Direct Premiums Written	2 Direct Premiums Earned										
1. Fire.....	0	0	0	0	0	0	0	0	0	0	0	0
2.1 Allied lines.....	0	0	0	0	0	0	0	0	0	0	0	0
2.2 Multiple peril crop.....	0	0	0	0	0	0	0	0	0	0	0	0
2.3 Federal flood.....	0	0	0	0	0	0	0	0	0	0	0	0
2.4 Private crop.....	0	0	0	0	0	0	0	0	0	0	0	0
2.5 Private flood.....	0	0	0	0	0	0	0	0	0	0	0	0
3. Farmowners multiple peril.....	0	0	0	0	0	0	0	0	0	0	0	0
4. Homeowners multiple peril.....	0	0	0	0	0	0	0	0	0	0	0	0
5.1 Commercial multiple peril (non-liability portion).....	0	0	0	0	0	0	0	0	0	0	0	0
5.2 Commercial multiple peril (liability portion).....	0	0	0	0	0	0	0	0	0	0	0	0
6. Mortgage guaranty.....	0	0	0	0	0	0	0	0	0	0	0	0
8. Ocean marine.....	0	0	0	0	0	0	0	0	0	0	0	0
9. Inland marine.....	0	0	0	0	0	0	0	0	0	0	0	0
10. Financial guaranty.....	0	0	0	0	0	0	0	0	0	0	0	0
11. Medical professional liability.....	0	0	0	0	0	0	0	0	0	0	0	0
12. Earthquake.....	0	0	0	0	0	0	0	0	0	0	0	0
13. Group accident and health (b).....	0	0	0	0	0	0	0	0	0	0	0	0
14. Credit A&H (group and individual).....	0	0	0	0	0	0	0	0	0	0	0	0
15.1 Collectively renewable A&H (b).....	0	0	0	0	0	0	0	0	0	0	0	0
15.2 Non-cancelable A&H (b).....	0	0	0	0	0	0	0	0	0	0	0	0
15.3 Guaranteed renewable A&H (b).....	0	0	0	0	0	0	0	0	0	0	0	0
15.4 Non-renewable for stated reasons only (b).....	0	0	0	0	0	0	0	0	0	0	0	0
15.5 Other accident only.....	0	0	0	0	0	0	0	0	0	0	0	0
15.6 Medicare Title XVIII exempt from state taxes or fees.....	0	0	0	0	0	0	0	0	0	0	0	0
15.7 All other A&H (b).....	0	0	0	0	0	0	0	0	0	0	0	0
15.8 Federal employees health benefits plan premium.....	0	0	0	0	0	0	0	0	0	0	0	0
16. Workers' compensation.....	0	0	0	0	0	0	0	0	0	0	0	0
17.1 Other liability-occurrence.....	0	0	0	0	0	0	0	0	0	0	0	0
17.2 Other liability-claims-made.....	0	0	0	0	0	0	0	0	0	0	0	0
17.3 Excess workers' compensation.....	0	0	0	0	0	0	0	0	0	0	0	0
18. Products liability.....	0	0	0	0	0	0	0	0	0	0	0	0
19.1 Private passenger auto no-fault (personal injury protection).....	0	0	0	0	0	0	0	0	0	0	0	0
19.2 Other private passenger auto liability.....	0	0	0	0	0	0	0	0	0	0	0	0
19.3 Commercial auto no-fault (personal injury protection).....	0	0	0	0	0	0	0	0	0	0	0	0
19.4 Other commercial auto liability.....	0	0	0	0	0	0	0	0	0	0	0	0
21.1 Private passenger auto physical damage.....	0	0	0	0	0	0	0	0	0	0	0	0
21.2 Commercial auto physical damage.....	0	0	0	0	0	0	0	0	0	0	0	0
22. Aircraft (all perils).....	0	0	0	0	0	0	0	0	0	0	0	0
23. Fidelity.....	0	0	0	0	0	0	0	0	0	0	0	0
24. Surety.....	0	0	0	0	0	0	0	0	0	0	0	0
26. Burglary and theft.....	0	0	0	0	0	0	0	0	0	0	0	0
27. Boiler and machinery.....	0	0	0	0	0	0	0	0	0	0	0	0
28. Credit.....	0	0	0	0	0	0	0	0	0	0	0	0
30. Warranty.....	0	0	0	0	0	0	0	0	0	0	0	0
34. Aggregate write-ins for other lines of business.....	0	0	0	0	0	0	0	0	0	0	0	0
35. TOTALS (a).....	0	0	0	0	0	0	0	0	0	0	0	0

DETAILS OF WRITE-INS

3401.	0	0	0	0	0	0	0	0	0	0	0	0
3402.	0	0	0	0	0	0	0	0	0	0	0	0
3403.	0	0	0	0	0	0	0	0	0	0	0	0
3498. Summary of remaining write-ins for Line 34 from overflow page.....	0	0	0	0	0	0	0	0	0	0	0	0
3499. TOTALS (Lines 3401 through 3403 plus 3498) (Line 34 above).....	0	0	0	0	0	0	0	0	0	0	0	0

(a) Finance and service charges not included in Lines 1 to 35 \$.....0.

(b) For health business on indicated lines report: Number of persons insured under PPO managed care products.....0 and number of persons insured under indemnity only products.....0.

EXHIBIT OF PREMIUMS AND LOSSES (Statutory Page 14)



NAIC Group Code....0468 NAIC Company Code....10952

BUSINESS IN Other Alien # 53 DURING THE YEAR

Line of Business	Gross Premiums, Including Policy and Membership Fees, Less Return Premiums and Premiums on Policies not Taken		3 Dividends Paid or Credited to Policyholders on Direct Business	4 Direct Unearned Premium Reserves	5 Direct Losses Paid (deducting salvage)	6 Direct Losses Incurred	7 Direct Losses Unpaid	8 Direct Defense and Cost Containment Expense Paid	9 Direct Defense and Cost Containment Expense Incurred	10 Direct Defense and Cost Containment Expense Unpaid	11 Commissions and Brokerage Expenses	12 Taxes, Licenses and Fees
	1 Direct Premiums Written	2 Direct Premiums Earned										
1. Fire.....	0	0	0	0	0	0	0	0	0	0	0	0
2.1 Allied lines.....	0	0	0	0	0	0	0	0	0	0	0	0
2.2 Multiple peril crop.....	0	0	0	0	0	0	0	0	0	0	0	0
2.3 Federal flood.....	0	0	0	0	0	0	0	0	0	0	0	0
2.4 Private crop.....	0	0	0	0	0	0	0	0	0	0	0	0
2.5 Private flood.....	0	0	0	0	0	0	0	0	0	0	0	0
3. Farmowners multiple peril.....	0	0	0	0	0	0	0	0	0	0	0	0
4. Homeowners multiple peril.....	0	0	0	0	0	0	0	0	0	0	0	0
5.1 Commercial multiple peril (non-liability portion).....	0	0	0	0	0	0	0	0	0	0	0	0
5.2 Commercial multiple peril (liability portion).....	0	0	0	0	0	0	0	0	0	0	0	0
6. Mortgage guaranty.....	0	0	0	0	0	0	0	0	0	0	0	0
8. Ocean marine.....	0	0	0	0	0	0	0	0	0	0	0	0
9. Inland marine.....	0	0	0	0	0	0	0	0	0	0	0	0
10. Financial guaranty.....	0	0	0	0	0	0	0	0	0	0	0	0
11. Medical professional liability.....	0	0	0	0	0	0	0	0	0	0	0	0
12. Earthquake.....	0	0	0	0	0	0	0	0	0	0	0	0
13. Group accident and health (b).....	0	0	0	0	0	0	0	0	0	0	0	0
14. Credit A&H (group and individual).....	0	0	0	0	0	0	0	0	0	0	0	0
15.1 Collectively renewable A&H (b).....	0	0	0	0	0	0	0	0	0	0	0	0
15.2 Non-cancelable A&H (b).....	0	0	0	0	0	0	0	0	0	0	0	0
15.3 Guaranteed renewable A&H (b).....	0	0	0	0	0	0	0	0	0	0	0	0
15.4 Non-renewable for stated reasons only (b).....	0	0	0	0	0	0	0	0	0	0	0	0
15.5 Other accident only.....	0	0	0	0	0	0	0	0	0	0	0	0
15.6 Medicare Title XVIII exempt from state taxes or fees.....	0	0	0	0	0	0	0	0	0	0	0	0
15.7 All other A&H (b).....	0	0	0	0	0	0	0	0	0	0	0	0
15.8 Federal employees health benefits plan premium.....	0	0	0	0	0	0	0	0	0	0	0	0
16. Workers' compensation.....	0	0	0	0	0	0	0	0	0	0	0	0
17.1 Other liability-occurrence.....	0	0	0	0	0	0	0	0	0	0	0	0
17.2 Other liability-claims-made.....	0	0	0	0	0	0	0	0	0	0	0	0
17.3 Excess workers' compensation.....	0	0	0	0	0	0	0	0	0	0	0	0
18. Products liability.....	0	0	0	0	0	0	0	0	0	0	0	0
19.1 Private passenger auto no-fault (personal injury protection).....	0	0	0	0	0	0	0	0	0	0	0	0
19.2 Other private passenger auto liability.....	0	0	0	0	0	0	0	0	0	0	0	0
19.3 Commercial auto no-fault (personal injury protection).....	0	0	0	0	0	0	0	0	0	0	0	0
19.4 Other commercial auto liability.....	0	0	0	0	0	0	0	0	0	0	0	0
21.1 Private passenger auto physical damage.....	0	0	0	0	0	0	0	0	0	0	0	0
21.2 Commercial auto physical damage.....	0	0	0	0	0	0	0	0	0	0	0	0
22. Aircraft (all perils).....	0	0	0	0	0	0	0	0	0	0	0	0
23. Fidelity.....	0	0	0	0	0	0	0	0	0	0	0	0
24. Surety.....	0	0	0	0	0	0	0	0	0	0	0	0
26. Burglary and theft.....	0	0	0	0	0	0	0	0	0	0	0	0
27. Boiler and machinery.....	0	0	0	0	0	0	0	0	0	0	0	0
28. Credit.....	0	0	0	0	0	0	0	0	0	0	0	0
30. Warranty.....	0	0	0	0	0	0	0	0	0	0	0	0
34. Aggregate write-ins for other lines of business.....	0	0	0	0	0	0	0	0	0	0	0	0
35. TOTALS (a).....	0	0	0	0	0	0	0	0	0	0	0	0

DETAILS OF WRITE-INS

3401.	0	0	0	0	0	0	0	0	0	0	0	0
3402.	0	0	0	0	0	0	0	0	0	0	0	0
3403.	0	0	0	0	0	0	0	0	0	0	0	0
3498. Summary of remaining write-ins for Line 34 from overflow page.....	0	0	0	0	0	0	0	0	0	0	0	0
3499. TOTALS (Lines 3401 through 3403 plus 3498) (Line 34 above).....	0	0	0	0	0	0	0	0	0	0	0	0

(a) Finance and service charges not included in Lines 1 to 35 \$.....0.

(b) For health business on indicated lines report: Number of persons insured under PPO managed care products.....0 and number of persons insured under indemnity only products.....0.

EXHIBIT OF PREMIUMS AND LOSSES (Statutory Page 14)



NAIC Group Code....0468 NAIC Company Code....10952

BUSINESS IN Other Alien # 54 DURING THE YEAR

Line of Business	Gross Premiums, Including Policy and Membership Fees, Less Return Premiums and Premiums on Policies not Taken		3 Dividends Paid or Credited to Policyholders on Direct Business	4 Direct Unearned Premium Reserves	5 Direct Losses Paid (deducting salvage)	6 Direct Losses Incurred	7 Direct Losses Unpaid	8 Direct Defense and Cost Containment Expense Paid	9 Direct Defense and Cost Containment Expense Incurred	10 Direct Defense and Cost Containment Expense Unpaid	11 Commissions and Brokerage Expenses	12 Taxes, Licenses and Fees
	1 Direct Premiums Written	2 Direct Premiums Earned										
1. Fire.....	0	0	0	0	0	0	0	0	0	0	0	0
2.1 Allied lines.....	0	0	0	0	0	0	0	0	0	0	0	0
2.2 Multiple peril crop.....	0	0	0	0	0	0	0	0	0	0	0	0
2.3 Federal flood.....	0	0	0	0	0	0	0	0	0	0	0	0
2.4 Private crop.....	0	0	0	0	0	0	0	0	0	0	0	0
2.5 Private flood.....	0	0	0	0	0	0	0	0	0	0	0	0
3. Farmowners multiple peril.....	0	0	0	0	0	0	0	0	0	0	0	0
4. Homeowners multiple peril.....	0	0	0	0	0	0	0	0	0	0	0	0
5.1 Commercial multiple peril (non-liability portion).....	0	0	0	0	0	0	0	0	0	0	0	0
5.2 Commercial multiple peril (liability portion).....	0	0	0	0	0	0	0	0	0	0	0	0
6. Mortgage guaranty.....	0	0	0	0	0	0	0	0	0	0	0	0
8. Ocean marine.....	0	0	0	0	0	0	0	0	0	0	0	0
9. Inland marine.....	0	0	0	0	0	0	0	0	0	0	0	0
10. Financial guaranty.....	0	0	0	0	0	0	0	0	0	0	0	0
11. Medical professional liability.....	0	0	0	0	0	0	0	0	0	0	0	0
12. Earthquake.....	0	0	0	0	0	0	0	0	0	0	0	0
13. Group accident and health (b).....	0	0	0	0	0	0	0	0	0	0	0	0
14. Credit A&H (group and individual).....	0	0	0	0	0	0	0	0	0	0	0	0
15.1 Collectively renewable A&H (b).....	0	0	0	0	0	0	0	0	0	0	0	0
15.2 Non-cancelable A&H (b).....	0	0	0	0	0	0	0	0	0	0	0	0
15.3 Guaranteed renewable A&H (b).....	0	0	0	0	0	0	0	0	0	0	0	0
15.4 Non-renewable for stated reasons only (b).....	0	0	0	0	0	0	0	0	0	0	0	0
15.5 Other accident only.....	0	0	0	0	0	0	0	0	0	0	0	0
15.6 Medicare Title XVIII exempt from state taxes or fees.....	0	0	0	0	0	0	0	0	0	0	0	0
15.7 All other A&H (b).....	0	0	0	0	0	0	0	0	0	0	0	0
15.8 Federal employees health benefits plan premium.....	0	0	0	0	0	0	0	0	0	0	0	0
16. Workers' compensation.....	0	0	0	0	0	0	0	0	0	0	0	0
17.1 Other liability-occurrence.....	0	0	0	0	0	0	0	0	0	0	0	0
17.2 Other liability-claims-made.....	0	0	0	0	0	0	0	0	0	0	0	0
17.3 Excess workers' compensation.....	0	0	0	0	0	0	0	0	0	0	0	0
18. Products liability.....	0	0	0	0	0	0	0	0	0	0	0	0
19.1 Private passenger auto no-fault (personal injury protection).....	0	0	0	0	0	0	0	0	0	0	0	0
19.2 Other private passenger auto liability.....	0	0	0	0	0	0	0	0	0	0	0	0
19.3 Commercial auto no-fault (personal injury protection).....	0	0	0	0	0	0	0	0	0	0	0	0
19.4 Other commercial auto liability.....	0	0	0	0	0	0	0	0	0	0	0	0
21.1 Private passenger auto physical damage.....	0	0	0	0	0	0	0	0	0	0	0	0
21.2 Commercial auto physical damage.....	0	0	0	0	0	0	0	0	0	0	0	0
22. Aircraft (all perils).....	0	0	0	0	0	0	0	0	0	0	0	0
23. Fidelity.....	0	0	0	0	0	0	0	0	0	0	0	0
24. Surety.....	0	0	0	0	0	0	0	0	0	0	0	0
26. Burglary and theft.....	0	0	0	0	0	0	0	0	0	0	0	0
27. Boiler and machinery.....	0	0	0	0	0	0	0	0	0	0	0	0
28. Credit.....	0	0	0	0	0	0	0	0	0	0	0	0
30. Warranty.....	0	0	0	0	0	0	0	0	0	0	0	0
34. Aggregate write-ins for other lines of business.....	0	0	0	0	0	0	0	0	0	0	0	0
35. TOTALS (a).....	0	0	0	0	0	0	0	0	0	0	0	0

DETAILS OF WRITE-INS

3401.	0	0	0	0	0	0	0	0	0	0	0	0
3402.	0	0	0	0	0	0	0	0	0	0	0	0
3403.	0	0	0	0	0	0	0	0	0	0	0	0
3498. Summary of remaining write-ins for Line 34 from overflow page.....	0	0	0	0	0	0	0	0	0	0	0	0
3499. TOTALS (Lines 3401 through 3403 plus 3498) (Line 34 above).....	0	0	0	0	0	0	0	0	0	0	0	0

(a) Finance and service charges not included in Lines 1 to 35 \$.....0.

(b) For health business on indicated lines report: Number of persons insured under PPO managed care products.....0 and number of persons insured under indemnity only products.....0.

EXHIBIT OF PREMIUMS AND LOSSES (Statutory Page 14)



NAIC Group Code....0468 NAIC Company Code....10952

BUSINESS IN Other Alien # 55 DURING THE YEAR

Line of Business	Gross Premiums, Including Policy and Membership Fees, Less Return Premiums and Premiums on Policies not Taken		3 Dividends Paid or Credited to Policyholders on Direct Business	4 Direct Unearned Premium Reserves	5 Direct Losses Paid (deducting salvage)	6 Direct Losses Incurred	7 Direct Losses Unpaid	8 Direct Defense and Cost Containment Expense Paid	9 Direct Defense and Cost Containment Expense Incurred	10 Direct Defense and Cost Containment Expense Unpaid	11 Commissions and Brokerage Expenses	12 Taxes, Licenses and Fees
	1 Direct Premiums Written	2 Direct Premiums Earned										
1. Fire.....	0	0	0	0	0	0	0	0	0	0	0	0
2.1 Allied lines.....	0	0	0	0	0	0	0	0	0	0	0	0
2.2 Multiple peril crop.....	0	0	0	0	0	0	0	0	0	0	0	0
2.3 Federal flood.....	0	0	0	0	0	0	0	0	0	0	0	0
2.4 Private crop.....	0	0	0	0	0	0	0	0	0	0	0	0
2.5 Private flood.....	0	0	0	0	0	0	0	0	0	0	0	0
3. Farmowners multiple peril.....	0	0	0	0	0	0	0	0	0	0	0	0
4. Homeowners multiple peril.....	0	0	0	0	0	0	0	0	0	0	0	0
5.1 Commercial multiple peril (non-liability portion).....	0	0	0	0	0	0	0	0	0	0	0	0
5.2 Commercial multiple peril (liability portion).....	0	0	0	0	0	0	0	0	0	0	0	0
6. Mortgage guaranty.....	0	0	0	0	0	0	0	0	0	0	0	0
8. Ocean marine.....	0	0	0	0	0	0	0	0	0	0	0	0
9. Inland marine.....	0	0	0	0	0	0	0	0	0	0	0	0
10. Financial guaranty.....	0	0	0	0	0	0	0	0	0	0	0	0
11. Medical professional liability.....	0	0	0	0	0	0	0	0	0	0	0	0
12. Earthquake.....	0	0	0	0	0	0	0	0	0	0	0	0
13. Group accident and health (b).....	0	0	0	0	0	0	0	0	0	0	0	0
14. Credit A&H (group and individual).....	0	0	0	0	0	0	0	0	0	0	0	0
15.1 Collectively renewable A&H (b).....	0	0	0	0	0	0	0	0	0	0	0	0
15.2 Non-cancelable A&H (b).....	0	0	0	0	0	0	0	0	0	0	0	0
15.3 Guaranteed renewable A&H (b).....	0	0	0	0	0	0	0	0	0	0	0	0
15.4 Non-renewable for stated reasons only (b).....	0	0	0	0	0	0	0	0	0	0	0	0
15.5 Other accident only.....	0	0	0	0	0	0	0	0	0	0	0	0
15.6 Medicare Title XVIII exempt from state taxes or fees.....	0	0	0	0	0	0	0	0	0	0	0	0
15.7 All other A&H (b).....	0	0	0	0	0	0	0	0	0	0	0	0
15.8 Federal employees health benefits plan premium.....	0	0	0	0	0	0	0	0	0	0	0	0
16. Workers' compensation.....	0	0	0	0	0	0	0	0	0	0	0	0
17.1 Other liability-occurrence.....	0	0	0	0	0	0	0	0	0	0	0	0
17.2 Other liability-claims-made.....	0	0	0	0	0	0	0	0	0	0	0	0
17.3 Excess workers' compensation.....	0	0	0	0	0	0	0	0	0	0	0	0
18. Products liability.....	0	0	0	0	0	0	0	0	0	0	0	0
19.1 Private passenger auto no-fault (personal injury protection).....	0	0	0	0	0	0	0	0	0	0	0	0
19.2 Other private passenger auto liability.....	0	0	0	0	0	0	0	0	0	0	0	0
19.3 Commercial auto no-fault (personal injury protection).....	0	0	0	0	0	0	0	0	0	0	0	0
19.4 Other commercial auto liability.....	0	0	0	0	0	0	0	0	0	0	0	0
21.1 Private passenger auto physical damage.....	0	0	0	0	0	0	0	0	0	0	0	0
21.2 Commercial auto physical damage.....	0	0	0	0	0	0	0	0	0	0	0	0
22. Aircraft (all perils).....	0	0	0	0	0	0	0	0	0	0	0	0
23. Fidelity.....	0	0	0	0	0	0	0	0	0	0	0	0
24. Surety.....	0	0	0	0	0	0	0	0	0	0	0	0
26. Burglary and theft.....	0	0	0	0	0	0	0	0	0	0	0	0
27. Boiler and machinery.....	0	0	0	0	0	0	0	0	0	0	0	0
28. Credit.....	0	0	0	0	0	0	0	0	0	0	0	0
30. Warranty.....	0	0	0	0	0	0	0	0	0	0	0	0
34. Aggregate write-ins for other lines of business.....	0	0	0	0	0	0	0	0	0	0	0	0
35. TOTALS (a).....	0	0	0	0	0	0	0	0	0	0	0	0

DETAILS OF WRITE-INS

3401.	0	0	0	0	0	0	0	0	0	0	0	0
3402.	0	0	0	0	0	0	0	0	0	0	0	0
3403.	0	0	0	0	0	0	0	0	0	0	0	0
3498. Summary of remaining write-ins for Line 34 from overflow page.....	0	0	0	0	0	0	0	0	0	0	0	0
3499. TOTALS (Lines 3401 through 3403 plus 3498) (Line 34 above).....	0	0	0	0	0	0	0	0	0	0	0	0

(a) Finance and service charges not included in Lines 1 to 35 \$.....0.

(b) For health business on indicated lines report: Number of persons insured under PPO managed care products.....0 and number of persons insured under indemnity only products.....0.

EXHIBIT OF PREMIUMS AND LOSSES (Statutory Page 14)



NAIC Group Code....0468 NAIC Company Code....10952

BUSINESS IN Other Alien # 56 DURING THE YEAR

Line of Business	Gross Premiums, Including Policy and Membership Fees, Less Return Premiums and Premiums on Policies not Taken		3 Dividends Paid or Credited to Policyholders on Direct Business	4 Direct Unearned Premium Reserves	5 Direct Losses Paid (deducting salvage)	6 Direct Losses Incurred	7 Direct Losses Unpaid	8 Direct Defense and Cost Containment Expense Paid	9 Direct Defense and Cost Containment Expense Incurred	10 Direct Defense and Cost Containment Expense Unpaid	11 Commissions and Brokerage Expenses	12 Taxes, Licenses and Fees
	1 Direct Premiums Written	2 Direct Premiums Earned										
1. Fire.....	0	0	0	0	0	0	0	0	0	0	0	0
2.1 Allied lines.....	0	0	0	0	0	0	0	0	0	0	0	0
2.2 Multiple peril crop.....	0	0	0	0	0	0	0	0	0	0	0	0
2.3 Federal flood.....	0	0	0	0	0	0	0	0	0	0	0	0
2.4 Private crop.....	0	0	0	0	0	0	0	0	0	0	0	0
2.5 Private flood.....	0	0	0	0	0	0	0	0	0	0	0	0
3. Farmowners multiple peril.....	0	0	0	0	0	0	0	0	0	0	0	0
4. Homeowners multiple peril.....	0	0	0	0	0	0	0	0	0	0	0	0
5.1 Commercial multiple peril (non-liability portion).....	0	0	0	0	0	0	0	0	0	0	0	0
5.2 Commercial multiple peril (liability portion).....	0	0	0	0	0	0	0	0	0	0	0	0
6. Mortgage guaranty.....	0	0	0	0	0	0	0	0	0	0	0	0
8. Ocean marine.....	0	0	0	0	0	0	0	0	0	0	0	0
9. Inland marine.....	0	0	0	0	0	0	0	0	0	0	0	0
10. Financial guaranty.....	0	0	0	0	0	0	0	0	0	0	0	0
11. Medical professional liability.....	0	0	0	0	0	0	0	0	0	0	0	0
12. Earthquake.....	0	0	0	0	0	0	0	0	0	0	0	0
13. Group accident and health (b).....	0	0	0	0	0	0	0	0	0	0	0	0
14. Credit A&H (group and individual).....	0	0	0	0	0	0	0	0	0	0	0	0
15.1 Collectively renewable A&H (b).....	0	0	0	0	0	0	0	0	0	0	0	0
15.2 Non-cancelable A&H (b).....	0	0	0	0	0	0	0	0	0	0	0	0
15.3 Guaranteed renewable A&H (b).....	0	0	0	0	0	0	0	0	0	0	0	0
15.4 Non-renewable for stated reasons only (b).....	0	0	0	0	0	0	0	0	0	0	0	0
15.5 Other accident only.....	0	0	0	0	0	0	0	0	0	0	0	0
15.6 Medicare Title XVIII exempt from state taxes or fees.....	0	0	0	0	0	0	0	0	0	0	0	0
15.7 All other A&H (b).....	0	0	0	0	0	0	0	0	0	0	0	0
15.8 Federal employees health benefits plan premium.....	0	0	0	0	0	0	0	0	0	0	0	0
16. Workers' compensation.....	0	0	0	0	0	0	0	0	0	0	0	0
17.1 Other liability-occurrence.....	0	0	0	0	0	0	0	0	0	0	0	0
17.2 Other liability-claims-made.....	0	0	0	0	0	0	0	0	0	0	0	0
17.3 Excess workers' compensation.....	0	0	0	0	0	0	0	0	0	0	0	0
18. Products liability.....	0	0	0	0	0	0	0	0	0	0	0	0
19.1 Private passenger auto no-fault (personal injury protection).....	0	0	0	0	0	0	0	0	0	0	0	0
19.2 Other private passenger auto liability.....	0	0	0	0	0	0	0	0	0	0	0	0
19.3 Commercial auto no-fault (personal injury protection).....	0	0	0	0	0	0	0	0	0	0	0	0
19.4 Other commercial auto liability.....	0	0	0	0	0	0	0	0	0	0	0	0
21.1 Private passenger auto physical damage.....	0	0	0	0	0	0	0	0	0	0	0	0
21.2 Commercial auto physical damage.....	0	0	0	0	0	0	0	0	0	0	0	0
22. Aircraft (all perils).....	0	0	0	0	0	0	0	0	0	0	0	0
23. Fidelity.....	0	0	0	0	0	0	0	0	0	0	0	0
24. Surety.....	0	0	0	0	0	0	0	0	0	0	0	0
26. Burglary and theft.....	0	0	0	0	0	0	0	0	0	0	0	0
27. Boiler and machinery.....	0	0	0	0	0	0	0	0	0	0	0	0
28. Credit.....	0	0	0	0	0	0	0	0	0	0	0	0
30. Warranty.....	0	0	0	0	0	0	0	0	0	0	0	0
34. Aggregate write-ins for other lines of business.....	0	0	0	0	0	0	0	0	0	0	0	0
35. TOTALS (a).....	0	0	0	0	0	0	0	0	0	0	0	0

DETAILS OF WRITE-INS

3401.	0	0	0	0	0	0	0	0	0	0	0	0
3402.	0	0	0	0	0	0	0	0	0	0	0	0
3403.	0	0	0	0	0	0	0	0	0	0	0	0
3498. Summary of remaining write-ins for Line 34 from overflow page.....	0	0	0	0	0	0	0	0	0	0	0	0
3499. TOTALS (Lines 3401 through 3403 plus 3498) (Line 34 above).....	0	0	0	0	0	0	0	0	0	0	0	0

(a) Finance and service charges not included in Lines 1 to 35 \$.....0.

(b) For health business on indicated lines report: Number of persons insured under PPO managed care products.....0 and number of persons insured under indemnity only products.....0.

EXHIBIT OF PREMIUMS AND LOSSES (Statutory Page 14)



NAIC Group Code....0468 NAIC Company Code....10952

BUSINESS IN Other Alien # 57 DURING THE YEAR

Line of Business	Gross Premiums, Including Policy and Membership Fees, Less Return Premiums and Premiums on Policies not Taken		3 Dividends Paid or Credited to Policyholders on Direct Business	4 Direct Unearned Premium Reserves	5 Direct Losses Paid (deducting salvage)	6 Direct Losses Incurred	7 Direct Losses Unpaid	8 Direct Defense and Cost Containment Expense Paid	9 Direct Defense and Cost Containment Expense Incurred	10 Direct Defense and Cost Containment Expense Unpaid	11 Commissions and Brokerage Expenses	12 Taxes, Licenses and Fees
	1 Direct Premiums Written	2 Direct Premiums Earned										
1. Fire.....	0	0	0	0	0	0	0	0	0	0	0	0
2.1 Allied lines.....	0	0	0	0	0	0	0	0	0	0	0	0
2.2 Multiple peril crop.....	0	0	0	0	0	0	0	0	0	0	0	0
2.3 Federal flood.....	0	0	0	0	0	0	0	0	0	0	0	0
2.4 Private crop.....	0	0	0	0	0	0	0	0	0	0	0	0
2.5 Private flood.....	0	0	0	0	0	0	0	0	0	0	0	0
3. Farmowners multiple peril.....	0	0	0	0	0	0	0	0	0	0	0	0
4. Homeowners multiple peril.....	0	0	0	0	0	0	0	0	0	0	0	0
5.1 Commercial multiple peril (non-liability portion).....	0	0	0	0	0	0	0	0	0	0	0	0
5.2 Commercial multiple peril (liability portion).....	0	0	0	0	0	0	0	0	0	0	0	0
6. Mortgage guaranty.....	0	0	0	0	0	0	0	0	0	0	0	0
8. Ocean marine.....	0	0	0	0	0	0	0	0	0	0	0	0
9. Inland marine.....	0	0	0	0	0	0	0	0	0	0	0	0
10. Financial guaranty.....	0	0	0	0	0	0	0	0	0	0	0	0
11. Medical professional liability.....	0	0	0	0	0	0	0	0	0	0	0	0
12. Earthquake.....	0	0	0	0	0	0	0	0	0	0	0	0
13. Group accident and health (b).....	0	0	0	0	0	0	0	0	0	0	0	0
14. Credit A&H (group and individual).....	0	0	0	0	0	0	0	0	0	0	0	0
15.1 Collectively renewable A&H (b).....	0	0	0	0	0	0	0	0	0	0	0	0
15.2 Non-cancelable A&H (b).....	0	0	0	0	0	0	0	0	0	0	0	0
15.3 Guaranteed renewable A&H (b).....	0	0	0	0	0	0	0	0	0	0	0	0
15.4 Non-renewable for stated reasons only (b).....	0	0	0	0	0	0	0	0	0	0	0	0
15.5 Other accident only.....	0	0	0	0	0	0	0	0	0	0	0	0
15.6 Medicare Title XVIII exempt from state taxes or fees.....	0	0	0	0	0	0	0	0	0	0	0	0
15.7 All other A&H (b).....	0	0	0	0	0	0	0	0	0	0	0	0
15.8 Federal employees health benefits plan premium.....	0	0	0	0	0	0	0	0	0	0	0	0
16. Workers' compensation.....	0	0	0	0	0	0	0	0	0	0	0	0
17.1 Other liability-occurrence.....	0	0	0	0	0	0	0	0	0	0	0	0
17.2 Other liability-claims-made.....	0	0	0	0	0	0	0	0	0	0	0	0
17.3 Excess workers' compensation.....	0	0	0	0	0	0	0	0	0	0	0	0
18. Products liability.....	0	0	0	0	0	0	0	0	0	0	0	0
19.1 Private passenger auto no-fault (personal injury protection).....	0	0	0	0	0	0	0	0	0	0	0	0
19.2 Other private passenger auto liability.....	0	0	0	0	0	0	0	0	0	0	0	0
19.3 Commercial auto no-fault (personal injury protection).....	0	0	0	0	0	0	0	0	0	0	0	0
19.4 Other commercial auto liability.....	0	0	0	0	0	0	0	0	0	0	0	0
21.1 Private passenger auto physical damage.....	0	0	0	0	0	0	0	0	0	0	0	0
21.2 Commercial auto physical damage.....	0	0	0	0	0	0	0	0	0	0	0	0
22. Aircraft (all perils).....	0	0	0	0	0	0	0	0	0	0	0	0
23. Fidelity.....	0	0	0	0	0	0	0	0	0	0	0	0
24. Surety.....	0	0	0	0	0	0	0	0	0	0	0	0
26. Burglary and theft.....	0	0	0	0	0	0	0	0	0	0	0	0
27. Boiler and machinery.....	0	0	0	0	0	0	0	0	0	0	0	0
28. Credit.....	0	0	0	0	0	0	0	0	0	0	0	0
30. Warranty.....	0	0	0	0	0	0	0	0	0	0	0	0
34. Aggregate write-ins for other lines of business.....	0	0	0	0	0	0	0	0	0	0	0	0
35. TOTALS (a).....	0	0	0	0	0	0	0	0	0	0	0	0

DETAILS OF WRITE-INS

3401.	0	0	0	0	0	0	0	0	0	0	0	0
3402.	0	0	0	0	0	0	0	0	0	0	0	0
3403.	0	0	0	0	0	0	0	0	0	0	0	0
3498. Summary of remaining write-ins for Line 34 from overflow page.....	0	0	0	0	0	0	0	0	0	0	0	0
3499. TOTALS (Lines 3401 through 3403 plus 3498) (Line 34 above).....	0	0	0	0	0	0	0	0	0	0	0	0

(a) Finance and service charges not included in Lines 1 to 35 \$.....0.
(b) For health business on indicated lines report: Number of persons insured under PPO managed care products.....0 and number of persons insured under indemnity only products.....0.

EXHIBIT OF PREMIUMS AND LOSSES (Statutory Page 14)



NAIC Group Code....0468 NAIC Company Code....10952

BUSINESS IN Other Alien # 58 DURING THE YEAR

Line of Business	Gross Premiums, Including Policy and Membership Fees, Less Return Premiums and Premiums on Policies not Taken		3 Dividends Paid or Credited to Policyholders on Direct Business	4 Direct Unearned Premium Reserves	5 Direct Losses Paid (deducting salvage)	6 Direct Losses Incurred	7 Direct Losses Unpaid	8 Direct Defense and Cost Containment Expense Paid	9 Direct Defense and Cost Containment Expense Incurred	10 Direct Defense and Cost Containment Expense Unpaid	11 Commissions and Brokerage Expenses	12 Taxes, Licenses and Fees
	1 Direct Premiums Written	2 Direct Premiums Earned										
1. Fire.....	0	0	0	0	0	0	0	0	0	0	0	0
2.1 Allied lines.....	0	0	0	0	0	0	0	0	0	0	0	0
2.2 Multiple peril crop.....	0	0	0	0	0	0	0	0	0	0	0	0
2.3 Federal flood.....	0	0	0	0	0	0	0	0	0	0	0	0
2.4 Private crop.....	0	0	0	0	0	0	0	0	0	0	0	0
2.5 Private flood.....	0	0	0	0	0	0	0	0	0	0	0	0
3. Farmowners multiple peril.....	0	0	0	0	0	0	0	0	0	0	0	0
4. Homeowners multiple peril.....	0	0	0	0	0	0	0	0	0	0	0	0
5.1 Commercial multiple peril (non-liability portion).....	0	0	0	0	0	0	0	0	0	0	0	0
5.2 Commercial multiple peril (liability portion).....	0	0	0	0	0	0	0	0	0	0	0	0
6. Mortgage guaranty.....	0	0	0	0	0	0	0	0	0	0	0	0
8. Ocean marine.....	0	0	0	0	0	0	0	0	0	0	0	0
9. Inland marine.....	0	0	0	0	0	0	0	0	0	0	0	0
10. Financial guaranty.....	0	0	0	0	0	0	0	0	0	0	0	0
11. Medical professional liability.....	0	0	0	0	0	0	0	0	0	0	0	0
12. Earthquake.....	0	0	0	0	0	0	0	0	0	0	0	0
13. Group accident and health (b).....	0	0	0	0	0	0	0	0	0	0	0	0
14. Credit A&H (group and individual).....	0	0	0	0	0	0	0	0	0	0	0	0
15.1 Collectively renewable A&H (b).....	0	0	0	0	0	0	0	0	0	0	0	0
15.2 Non-cancelable A&H (b).....	0	0	0	0	0	0	0	0	0	0	0	0
15.3 Guaranteed renewable A&H (b).....	0	0	0	0	0	0	0	0	0	0	0	0
15.4 Non-renewable for stated reasons only (b).....	0	0	0	0	0	0	0	0	0	0	0	0
15.5 Other accident only.....	0	0	0	0	0	0	0	0	0	0	0	0
15.6 Medicare Title XVIII exempt from state taxes or fees.....	0	0	0	0	0	0	0	0	0	0	0	0
15.7 All other A&H (b).....	0	0	0	0	0	0	0	0	0	0	0	0
15.8 Federal employees health benefits plan premium.....	0	0	0	0	0	0	0	0	0	0	0	0
16. Workers' compensation.....	0	0	0	0	0	0	0	0	0	0	0	0
17.1 Other liability-occurrence.....	0	0	0	0	0	0	0	0	0	0	0	0
17.2 Other liability-claims-made.....	0	0	0	0	0	0	0	0	0	0	0	0
17.3 Excess workers' compensation.....	0	0	0	0	0	0	0	0	0	0	0	0
18. Products liability.....	0	0	0	0	0	0	0	0	0	0	0	0
19.1 Private passenger auto no-fault (personal injury protection).....	0	0	0	0	0	0	0	0	0	0	0	0
19.2 Other private passenger auto liability.....	0	0	0	0	0	0	0	0	0	0	0	0
19.3 Commercial auto no-fault (personal injury protection).....	0	0	0	0	0	0	0	0	0	0	0	0
19.4 Other commercial auto liability.....	0	0	0	0	0	0	0	0	0	0	0	0
21.1 Private passenger auto physical damage.....	0	0	0	0	0	0	0	0	0	0	0	0
21.2 Commercial auto physical damage.....	0	0	0	0	0	0	0	0	0	0	0	0
22. Aircraft (all perils).....	0	0	0	0	0	0	0	0	0	0	0	0
23. Fidelity.....	0	0	0	0	0	0	0	0	0	0	0	0
24. Surety.....	0	0	0	0	0	0	0	0	0	0	0	0
26. Burglary and theft.....	0	0	0	0	0	0	0	0	0	0	0	0
27. Boiler and machinery.....	0	0	0	0	0	0	0	0	0	0	0	0
28. Credit.....	0	0	0	0	0	0	0	0	0	0	0	0
30. Warranty.....	0	0	0	0	0	0	0	0	0	0	0	0
34. Aggregate write-ins for other lines of business.....	0	0	0	0	0	0	0	0	0	0	0	0
35. TOTALS (a).....	0	0	0	0	0	0	0	0	0	0	0	0

DETAILS OF WRITE-INS

3401.	0	0	0	0	0	0	0	0	0	0	0	0
3402.	0	0	0	0	0	0	0	0	0	0	0	0
3403.	0	0	0	0	0	0	0	0	0	0	0	0
3498. Summary of remaining write-ins for Line 34 from overflow page.....	0	0	0	0	0	0	0	0	0	0	0	0
3499. TOTALS (Lines 3401 through 3403 plus 3498) (Line 34 above).....	0	0	0	0	0	0	0	0	0	0	0	0

(a) Finance and service charges not included in Lines 1 to 35 \$.....0.

(b) For health business on indicated lines report: Number of persons insured under PPO managed care products.....0 and number of persons insured under indemnity only products.....0.

EXHIBIT OF PREMIUMS AND LOSSES (Statutory Page 14)



NAIC Group Code....0468 NAIC Company Code....10952

BUSINESS IN Other Alien # 59 DURING THE YEAR

Line of Business	Gross Premiums, Including Policy and Membership Fees, Less Return Premiums and Premiums on Policies not Taken		3 Dividends Paid or Credited to Policyholders on Direct Business	4 Direct Unearned Premium Reserves	5 Direct Losses Paid (deducting salvage)	6 Direct Losses Incurred	7 Direct Losses Unpaid	8 Direct Defense and Cost Containment Expense Paid	9 Direct Defense and Cost Containment Expense Incurred	10 Direct Defense and Cost Containment Expense Unpaid	11 Commissions and Brokerage Expenses	12 Taxes, Licenses and Fees
	1 Direct Premiums Written	2 Direct Premiums Earned										
1. Fire.....	0	0	0	0	0	0	0	0	0	0	0	0
2.1 Allied lines.....	0	0	0	0	0	0	0	0	0	0	0	0
2.2 Multiple peril crop.....	0	0	0	0	0	0	0	0	0	0	0	0
2.3 Federal flood.....	0	0	0	0	0	0	0	0	0	0	0	0
2.4 Private crop.....	0	0	0	0	0	0	0	0	0	0	0	0
2.5 Private flood.....	0	0	0	0	0	0	0	0	0	0	0	0
3. Farmowners multiple peril.....	0	0	0	0	0	0	0	0	0	0	0	0
4. Homeowners multiple peril.....	0	0	0	0	0	0	0	0	0	0	0	0
5.1 Commercial multiple peril (non-liability portion).....	0	0	0	0	0	0	0	0	0	0	0	0
5.2 Commercial multiple peril (liability portion).....	0	0	0	0	0	0	0	0	0	0	0	0
6. Mortgage guaranty.....	0	0	0	0	0	0	0	0	0	0	0	0
8. Ocean marine.....	0	0	0	0	0	0	0	0	0	0	0	0
9. Inland marine.....	0	0	0	0	0	0	0	0	0	0	0	0
10. Financial guaranty.....	0	0	0	0	0	0	0	0	0	0	0	0
11. Medical professional liability.....	0	0	0	0	0	0	0	0	0	0	0	0
12. Earthquake.....	0	0	0	0	0	0	0	0	0	0	0	0
13. Group accident and health (b).....	0	0	0	0	0	0	0	0	0	0	0	0
14. Credit A&H (group and individual).....	0	0	0	0	0	0	0	0	0	0	0	0
15.1 Collectively renewable A&H (b).....	0	0	0	0	0	0	0	0	0	0	0	0
15.2 Non-cancelable A&H (b).....	0	0	0	0	0	0	0	0	0	0	0	0
15.3 Guaranteed renewable A&H (b).....	0	0	0	0	0	0	0	0	0	0	0	0
15.4 Non-renewable for stated reasons only (b).....	0	0	0	0	0	0	0	0	0	0	0	0
15.5 Other accident only.....	0	0	0	0	0	0	0	0	0	0	0	0
15.6 Medicare Title XVIII exempt from state taxes or fees.....	0	0	0	0	0	0	0	0	0	0	0	0
15.7 All other A&H (b).....	0	0	0	0	0	0	0	0	0	0	0	0
15.8 Federal employees health benefits plan premium.....	0	0	0	0	0	0	0	0	0	0	0	0
16. Workers' compensation.....	0	0	0	0	0	0	0	0	0	0	0	0
17.1 Other liability-occurrence.....	0	0	0	0	0	0	0	0	0	0	0	0
17.2 Other liability-claims-made.....	0	0	0	0	0	0	0	0	0	0	0	0
17.3 Excess workers' compensation.....	0	0	0	0	0	0	0	0	0	0	0	0
18. Products liability.....	0	0	0	0	0	0	0	0	0	0	0	0
19.1 Private passenger auto no-fault (personal injury protection).....	0	0	0	0	0	0	0	0	0	0	0	0
19.2 Other private passenger auto liability.....	0	0	0	0	0	0	0	0	0	0	0	0
19.3 Commercial auto no-fault (personal injury protection).....	0	0	0	0	0	0	0	0	0	0	0	0
19.4 Other commercial auto liability.....	0	0	0	0	0	0	0	0	0	0	0	0
21.1 Private passenger auto physical damage.....	0	0	0	0	0	0	0	0	0	0	0	0
21.2 Commercial auto physical damage.....	0	0	0	0	0	0	0	0	0	0	0	0
22. Aircraft (all perils).....	0	0	0	0	0	0	0	0	0	0	0	0
23. Fidelity.....	0	0	0	0	0	0	0	0	0	0	0	0
24. Surety.....	0	0	0	0	0	0	0	0	0	0	0	0
26. Burglary and theft.....	0	0	0	0	0	0	0	0	0	0	0	0
27. Boiler and machinery.....	0	0	0	0	0	0	0	0	0	0	0	0
28. Credit.....	0	0	0	0	0	0	0	0	0	0	0	0
30. Warranty.....	0	0	0	0	0	0	0	0	0	0	0	0
34. Aggregate write-ins for other lines of business.....	0	0	0	0	0	0	0	0	0	0	0	0
35. TOTALS (a).....	0	0	0	0	0	0	0	0	0	0	0	0

DETAILS OF WRITE-INS

3401.	0	0	0	0	0	0	0	0	0	0	0	0
3402.	0	0	0	0	0	0	0	0	0	0	0	0
3403.	0	0	0	0	0	0	0	0	0	0	0	0
3498. Summary of remaining write-ins for Line 34 from overflow page.....	0	0	0	0	0	0	0	0	0	0	0	0
3499. TOTALS (Lines 3401 through 3403 plus 3498) (Line 34 above).....	0	0	0	0	0	0	0	0	0	0	0	0

(a) Finance and service charges not included in Lines 1 to 35 \$.....0.
(b) For health business on indicated lines report: Number of persons insured under PPO managed care products.....0 and number of persons insured under indemnity only products.....0.

EXHIBIT OF PREMIUMS AND LOSSES (Statutory Page 14)



NAIC Group Code....0468 NAIC Company Code....10952

BUSINESS IN Other Alien # 60 DURING THE YEAR

Line of Business	Gross Premiums, Including Policy and Membership Fees, Less Return Premiums and Premiums on Policies not Taken		3 Dividends Paid or Credited to Policyholders on Direct Business	4 Direct Unearned Premium Reserves	5 Direct Losses Paid (deducting salvage)	6 Direct Losses Incurred	7 Direct Losses Unpaid	8 Direct Defense and Cost Containment Expense Paid	9 Direct Defense and Cost Containment Expense Incurred	10 Direct Defense and Cost Containment Expense Unpaid	11 Commissions and Brokerage Expenses	12 Taxes, Licenses and Fees
	1 Direct Premiums Written	2 Direct Premiums Earned										
1. Fire.....	0	0	0	0	0	0	0	0	0	0	0	0
2.1 Allied lines.....	0	0	0	0	0	0	0	0	0	0	0	0
2.2 Multiple peril crop.....	0	0	0	0	0	0	0	0	0	0	0	0
2.3 Federal flood.....	0	0	0	0	0	0	0	0	0	0	0	0
2.4 Private crop.....	0	0	0	0	0	0	0	0	0	0	0	0
2.5 Private flood.....	0	0	0	0	0	0	0	0	0	0	0	0
3. Farmowners multiple peril.....	0	0	0	0	0	0	0	0	0	0	0	0
4. Homeowners multiple peril.....	0	0	0	0	0	0	0	0	0	0	0	0
5.1 Commercial multiple peril (non-liability portion).....	0	0	0	0	0	0	0	0	0	0	0	0
5.2 Commercial multiple peril (liability portion).....	0	0	0	0	0	0	0	0	0	0	0	0
6. Mortgage guaranty.....	0	0	0	0	0	0	0	0	0	0	0	0
8. Ocean marine.....	0	0	0	0	0	0	0	0	0	0	0	0
9. Inland marine.....	0	0	0	0	0	0	0	0	0	0	0	0
10. Financial guaranty.....	0	0	0	0	0	0	0	0	0	0	0	0
11. Medical professional liability.....	0	0	0	0	0	0	0	0	0	0	0	0
12. Earthquake.....	0	0	0	0	0	0	0	0	0	0	0	0
13. Group accident and health (b).....	0	0	0	0	0	0	0	0	0	0	0	0
14. Credit A&H (group and individual).....	0	0	0	0	0	0	0	0	0	0	0	0
15.1 Collectively renewable A&H (b).....	0	0	0	0	0	0	0	0	0	0	0	0
15.2 Non-cancelable A&H (b).....	0	0	0	0	0	0	0	0	0	0	0	0
15.3 Guaranteed renewable A&H (b).....	0	0	0	0	0	0	0	0	0	0	0	0
15.4 Non-renewable for stated reasons only (b).....	0	0	0	0	0	0	0	0	0	0	0	0
15.5 Other accident only.....	0	0	0	0	0	0	0	0	0	0	0	0
15.6 Medicare Title XVIII exempt from state taxes or fees.....	0	0	0	0	0	0	0	0	0	0	0	0
15.7 All other A&H (b).....	0	0	0	0	0	0	0	0	0	0	0	0
15.8 Federal employees health benefits plan premium.....	0	0	0	0	0	0	0	0	0	0	0	0
16. Workers' compensation.....	0	0	0	0	0	0	0	0	0	0	0	0
17.1 Other liability-occurrence.....	0	0	0	0	0	0	0	0	0	0	0	0
17.2 Other liability-claims-made.....	0	0	0	0	0	0	0	0	0	0	0	0
17.3 Excess workers' compensation.....	0	0	0	0	0	0	0	0	0	0	0	0
18. Products liability.....	0	0	0	0	0	0	0	0	0	0	0	0
19.1 Private passenger auto no-fault (personal injury protection).....	0	0	0	0	0	0	0	0	0	0	0	0
19.2 Other private passenger auto liability.....	0	0	0	0	0	0	0	0	0	0	0	0
19.3 Commercial auto no-fault (personal injury protection).....	0	0	0	0	0	0	0	0	0	0	0	0
19.4 Other commercial auto liability.....	0	0	0	0	0	0	0	0	0	0	0	0
21.1 Private passenger auto physical damage.....	0	0	0	0	0	0	0	0	0	0	0	0
21.2 Commercial auto physical damage.....	0	0	0	0	0	0	0	0	0	0	0	0
22. Aircraft (all perils).....	0	0	0	0	0	0	0	0	0	0	0	0
23. Fidelity.....	0	0	0	0	0	0	0	0	0	0	0	0
24. Surety.....	0	0	0	0	0	0	0	0	0	0	0	0
26. Burglary and theft.....	0	0	0	0	0	0	0	0	0	0	0	0
27. Boiler and machinery.....	0	0	0	0	0	0	0	0	0	0	0	0
28. Credit.....	0	0	0	0	0	0	0	0	0	0	0	0
30. Warranty.....	0	0	0	0	0	0	0	0	0	0	0	0
34. Aggregate write-ins for other lines of business.....	0	0	0	0	0	0	0	0	0	0	0	0
35. TOTALS (a).....	0	0	0	0	0	0	0	0	0	0	0	0

DETAILS OF WRITE-INS

3401.	0	0	0	0	0	0	0	0	0	0	0	0
3402.	0	0	0	0	0	0	0	0	0	0	0	0
3403.	0	0	0	0	0	0	0	0	0	0	0	0
3498. Summary of remaining write-ins for Line 34 from overflow page.....	0	0	0	0	0	0	0	0	0	0	0	0
3499. TOTALS (Lines 3401 through 3403 plus 3498) (Line 34 above).....	0	0	0	0	0	0	0	0	0	0	0	0

(a) Finance and service charges not included in Lines 1 to 35 \$.....0.

(b) For health business on indicated lines report: Number of persons insured under PPO managed care products.....0 and number of persons insured under indemnity only products.....0.

EXHIBIT OF PREMIUMS AND LOSSES (Statutory Page 14)



NAIC Group Code....0468 NAIC Company Code....10952

BUSINESS IN Other Alien # 61 DURING THE YEAR

Line of Business	Gross Premiums, Including Policy and Membership Fees, Less Return Premiums and Premiums on Policies not Taken		3 Dividends Paid or Credited to Policyholders on Direct Business	4 Direct Unearned Premium Reserves	5 Direct Losses Paid (deducting salvage)	6 Direct Losses Incurred	7 Direct Losses Unpaid	8 Direct Defense and Cost Containment Expense Paid	9 Direct Defense and Cost Containment Expense Incurred	10 Direct Defense and Cost Containment Expense Unpaid	11 Commissions and Brokerage Expenses	12 Taxes, Licenses and Fees
	1 Direct Premiums Written	2 Direct Premiums Earned										
1. Fire.....	0	0	0	0	0	0	0	0	0	0	0	0
2.1 Allied lines.....	0	0	0	0	0	0	0	0	0	0	0	0
2.2 Multiple peril crop.....	0	0	0	0	0	0	0	0	0	0	0	0
2.3 Federal flood.....	0	0	0	0	0	0	0	0	0	0	0	0
2.4 Private crop.....	0	0	0	0	0	0	0	0	0	0	0	0
2.5 Private flood.....	0	0	0	0	0	0	0	0	0	0	0	0
3. Farmowners multiple peril.....	0	0	0	0	0	0	0	0	0	0	0	0
4. Homeowners multiple peril.....	0	0	0	0	0	0	0	0	0	0	0	0
5.1 Commercial multiple peril (non-liability portion).....	0	0	0	0	0	0	0	0	0	0	0	0
5.2 Commercial multiple peril (liability portion).....	0	0	0	0	0	0	0	0	0	0	0	0
6. Mortgage guaranty.....	0	0	0	0	0	0	0	0	0	0	0	0
8. Ocean marine.....	0	0	0	0	0	0	0	0	0	0	0	0
9. Inland marine.....	0	0	0	0	0	0	0	0	0	0	0	0
10. Financial guaranty.....	0	0	0	0	0	0	0	0	0	0	0	0
11. Medical professional liability.....	0	0	0	0	0	0	0	0	0	0	0	0
12. Earthquake.....	0	0	0	0	0	0	0	0	0	0	0	0
13. Group accident and health (b).....	0	0	0	0	0	0	0	0	0	0	0	0
14. Credit A&H (group and individual).....	0	0	0	0	0	0	0	0	0	0	0	0
15.1 Collectively renewable A&H (b).....	0	0	0	0	0	0	0	0	0	0	0	0
15.2 Non-cancelable A&H (b).....	0	0	0	0	0	0	0	0	0	0	0	0
15.3 Guaranteed renewable A&H (b).....	0	0	0	0	0	0	0	0	0	0	0	0
15.4 Non-renewable for stated reasons only (b).....	0	0	0	0	0	0	0	0	0	0	0	0
15.5 Other accident only.....	0	0	0	0	0	0	0	0	0	0	0	0
15.6 Medicare Title XVIII exempt from state taxes or fees.....	0	0	0	0	0	0	0	0	0	0	0	0
15.7 All other A&H (b).....	0	0	0	0	0	0	0	0	0	0	0	0
15.8 Federal employees health benefits plan premium.....	0	0	0	0	0	0	0	0	0	0	0	0
16. Workers' compensation.....	0	0	0	0	0	0	0	0	0	0	0	0
17.1 Other liability-occurrence.....	0	0	0	0	0	0	0	0	0	0	0	0
17.2 Other liability-claims-made.....	0	0	0	0	0	0	0	0	0	0	0	0
17.3 Excess workers' compensation.....	0	0	0	0	0	0	0	0	0	0	0	0
18. Products liability.....	0	0	0	0	0	0	0	0	0	0	0	0
19.1 Private passenger auto no-fault (personal injury protection).....	0	0	0	0	0	0	0	0	0	0	0	0
19.2 Other private passenger auto liability.....	0	0	0	0	0	0	0	0	0	0	0	0
19.3 Commercial auto no-fault (personal injury protection).....	0	0	0	0	0	0	0	0	0	0	0	0
19.4 Other commercial auto liability.....	0	0	0	0	0	0	0	0	0	0	0	0
21.1 Private passenger auto physical damage.....	0	0	0	0	0	0	0	0	0	0	0	0
21.2 Commercial auto physical damage.....	0	0	0	0	0	0	0	0	0	0	0	0
22. Aircraft (all perils).....	0	0	0	0	0	0	0	0	0	0	0	0
23. Fidelity.....	0	0	0	0	0	0	0	0	0	0	0	0
24. Surety.....	0	0	0	0	0	0	0	0	0	0	0	0
26. Burglary and theft.....	0	0	0	0	0	0	0	0	0	0	0	0
27. Boiler and machinery.....	0	0	0	0	0	0	0	0	0	0	0	0
28. Credit.....	0	0	0	0	0	0	0	0	0	0	0	0
30. Warranty.....	0	0	0	0	0	0	0	0	0	0	0	0
34. Aggregate write-ins for other lines of business.....	0	0	0	0	0	0	0	0	0	0	0	0
35. TOTALS (a).....	0	0	0	0	0	0	0	0	0	0	0	0

DETAILS OF WRITE-INS

3401.	0	0	0	0	0	0	0	0	0	0	0	0
3402.	0	0	0	0	0	0	0	0	0	0	0	0
3403.	0	0	0	0	0	0	0	0	0	0	0	0
3498. Summary of remaining write-ins for Line 34 from overflow page.....	0	0	0	0	0	0	0	0	0	0	0	0
3499. TOTALS (Lines 3401 through 3403 plus 3498) (Line 34 above).....	0	0	0	0	0	0	0	0	0	0	0	0

(a) Finance and service charges not included in Lines 1 to 35 \$.....0.
(b) For health business on indicated lines report: Number of persons insured under PPO managed care products.....0 and number of persons insured under indemnity only products.....0.

EXHIBIT OF PREMIUMS AND LOSSES (Statutory Page 14)



NAIC Group Code....0468 NAIC Company Code....10952

BUSINESS IN Other Alien # 62 DURING THE YEAR

Line of Business	Gross Premiums, Including Policy and Membership Fees, Less Return Premiums and Premiums on Policies not Taken		3 Dividends Paid or Credited to Policyholders on Direct Business	4 Direct Unearned Premium Reserves	5 Direct Losses Paid (deducting salvage)	6 Direct Losses Incurred	7 Direct Losses Unpaid	8 Direct Defense and Cost Containment Expense Paid	9 Direct Defense and Cost Containment Expense Incurred	10 Direct Defense and Cost Containment Expense Unpaid	11 Commissions and Brokerage Expenses	12 Taxes, Licenses and Fees
	1 Direct Premiums Written	2 Direct Premiums Earned										
1. Fire.....	0	0	0	0	0	0	0	0	0	0	0	0
2.1 Allied lines.....	0	0	0	0	0	0	0	0	0	0	0	0
2.2 Multiple peril crop.....	0	0	0	0	0	0	0	0	0	0	0	0
2.3 Federal flood.....	0	0	0	0	0	0	0	0	0	0	0	0
2.4 Private crop.....	0	0	0	0	0	0	0	0	0	0	0	0
2.5 Private flood.....	0	0	0	0	0	0	0	0	0	0	0	0
3. Farmowners multiple peril.....	0	0	0	0	0	0	0	0	0	0	0	0
4. Homeowners multiple peril.....	0	0	0	0	0	0	0	0	0	0	0	0
5.1 Commercial multiple peril (non-liability portion).....	0	0	0	0	0	0	0	0	0	0	0	0
5.2 Commercial multiple peril (liability portion).....	0	0	0	0	0	0	0	0	0	0	0	0
6. Mortgage guaranty.....	0	0	0	0	0	0	0	0	0	0	0	0
8. Ocean marine.....	0	0	0	0	0	0	0	0	0	0	0	0
9. Inland marine.....	0	0	0	0	0	0	0	0	0	0	0	0
10. Financial guaranty.....	0	0	0	0	0	0	0	0	0	0	0	0
11. Medical professional liability.....	0	0	0	0	0	0	0	0	0	0	0	0
12. Earthquake.....	0	0	0	0	0	0	0	0	0	0	0	0
13. Group accident and health (b).....	0	0	0	0	0	0	0	0	0	0	0	0
14. Credit A&H (group and individual).....	0	0	0	0	0	0	0	0	0	0	0	0
15.1 Collectively renewable A&H (b).....	0	0	0	0	0	0	0	0	0	0	0	0
15.2 Non-cancelable A&H (b).....	0	0	0	0	0	0	0	0	0	0	0	0
15.3 Guaranteed renewable A&H (b).....	0	0	0	0	0	0	0	0	0	0	0	0
15.4 Non-renewable for stated reasons only (b).....	0	0	0	0	0	0	0	0	0	0	0	0
15.5 Other accident only.....	0	0	0	0	0	0	0	0	0	0	0	0
15.6 Medicare Title XVIII exempt from state taxes or fees.....	0	0	0	0	0	0	0	0	0	0	0	0
15.7 All other A&H (b).....	0	0	0	0	0	0	0	0	0	0	0	0
15.8 Federal employees health benefits plan premium.....	0	0	0	0	0	0	0	0	0	0	0	0
16. Workers' compensation.....	0	0	0	0	0	0	0	0	0	0	0	0
17.1 Other liability-occurrence.....	0	0	0	0	0	0	0	0	0	0	0	0
17.2 Other liability-claims-made.....	0	0	0	0	0	0	0	0	0	0	0	0
17.3 Excess workers' compensation.....	0	0	0	0	0	0	0	0	0	0	0	0
18. Products liability.....	0	0	0	0	0	0	0	0	0	0	0	0
19.1 Private passenger auto no-fault (personal injury protection).....	0	0	0	0	0	0	0	0	0	0	0	0
19.2 Other private passenger auto liability.....	0	0	0	0	0	0	0	0	0	0	0	0
19.3 Commercial auto no-fault (personal injury protection).....	0	0	0	0	0	0	0	0	0	0	0	0
19.4 Other commercial auto liability.....	0	0	0	0	0	0	0	0	0	0	0	0
21.1 Private passenger auto physical damage.....	0	0	0	0	0	0	0	0	0	0	0	0
21.2 Commercial auto physical damage.....	0	0	0	0	0	0	0	0	0	0	0	0
22. Aircraft (all perils).....	0	0	0	0	0	0	0	0	0	0	0	0
23. Fidelity.....	0	0	0	0	0	0	0	0	0	0	0	0
24. Surety.....	0	0	0	0	0	0	0	0	0	0	0	0
26. Burglary and theft.....	0	0	0	0	0	0	0	0	0	0	0	0
27. Boiler and machinery.....	0	0	0	0	0	0	0	0	0	0	0	0
28. Credit.....	0	0	0	0	0	0	0	0	0	0	0	0
30. Warranty.....	0	0	0	0	0	0	0	0	0	0	0	0
34. Aggregate write-ins for other lines of business.....	0	0	0	0	0	0	0	0	0	0	0	0
35. TOTALS (a).....	0	0	0	0	0	0	0	0	0	0	0	0

DETAILS OF WRITE-INS

3401.	0	0	0	0	0	0	0	0	0	0	0	0
3402.	0	0	0	0	0	0	0	0	0	0	0	0
3403.	0	0	0	0	0	0	0	0	0	0	0	0
3498. Summary of remaining write-ins for Line 34 from overflow page.....	0	0	0	0	0	0	0	0	0	0	0	0
3499. TOTALS (Lines 3401 through 3403 plus 3498) (Line 34 above).....	0	0	0	0	0	0	0	0	0	0	0	0

(a) Finance and service charges not included in Lines 1 to 35 \$.....0.

(b) For health business on indicated lines report: Number of persons insured under PPO managed care products.....0 and number of persons insured under indemnity only products.....0.

EXHIBIT OF PREMIUMS AND LOSSES (Statutory Page 14)



NAIC Group Code....0468 NAIC Company Code....10952

BUSINESS IN Other Alien # 63 DURING THE YEAR

Line of Business	Gross Premiums, Including Policy and Membership Fees, Less Return Premiums and Premiums on Policies not Taken		3 Dividends Paid or Credited to Policyholders on Direct Business	4 Direct Unearned Premium Reserves	5 Direct Losses Paid (deducting salvage)	6 Direct Losses Incurred	7 Direct Losses Unpaid	8 Direct Defense and Cost Containment Expense Paid	9 Direct Defense and Cost Containment Expense Incurred	10 Direct Defense and Cost Containment Expense Unpaid	11 Commissions and Brokerage Expenses	12 Taxes, Licenses and Fees
	1 Direct Premiums Written	2 Direct Premiums Earned										
1. Fire.....	0	0	0	0	0	0	0	0	0	0	0	0
2.1 Allied lines.....	0	0	0	0	0	0	0	0	0	0	0	0
2.2 Multiple peril crop.....	0	0	0	0	0	0	0	0	0	0	0	0
2.3 Federal flood.....	0	0	0	0	0	0	0	0	0	0	0	0
2.4 Private crop.....	0	0	0	0	0	0	0	0	0	0	0	0
2.5 Private flood.....	0	0	0	0	0	0	0	0	0	0	0	0
3. Farmowners multiple peril.....	0	0	0	0	0	0	0	0	0	0	0	0
4. Homeowners multiple peril.....	0	0	0	0	0	0	0	0	0	0	0	0
5.1 Commercial multiple peril (non-liability portion).....	0	0	0	0	0	0	0	0	0	0	0	0
5.2 Commercial multiple peril (liability portion).....	0	0	0	0	0	0	0	0	0	0	0	0
6. Mortgage guaranty.....	0	0	0	0	0	0	0	0	0	0	0	0
8. Ocean marine.....	0	0	0	0	0	0	0	0	0	0	0	0
9. Inland marine.....	0	0	0	0	0	0	0	0	0	0	0	0
10. Financial guaranty.....	0	0	0	0	0	0	0	0	0	0	0	0
11. Medical professional liability.....	0	0	0	0	0	0	0	0	0	0	0	0
12. Earthquake.....	0	0	0	0	0	0	0	0	0	0	0	0
13. Group accident and health (b).....	0	0	0	0	0	0	0	0	0	0	0	0
14. Credit A&H (group and individual).....	0	0	0	0	0	0	0	0	0	0	0	0
15.1 Collectively renewable A&H (b).....	0	0	0	0	0	0	0	0	0	0	0	0
15.2 Non-cancelable A&H (b).....	0	0	0	0	0	0	0	0	0	0	0	0
15.3 Guaranteed renewable A&H (b).....	0	0	0	0	0	0	0	0	0	0	0	0
15.4 Non-renewable for stated reasons only (b).....	0	0	0	0	0	0	0	0	0	0	0	0
15.5 Other accident only.....	0	0	0	0	0	0	0	0	0	0	0	0
15.6 Medicare Title XVIII exempt from state taxes or fees.....	0	0	0	0	0	0	0	0	0	0	0	0
15.7 All other A&H (b).....	0	0	0	0	0	0	0	0	0	0	0	0
15.8 Federal employees health benefits plan premium.....	0	0	0	0	0	0	0	0	0	0	0	0
16. Workers' compensation.....	0	0	0	0	0	0	0	0	0	0	0	0
17.1 Other liability-occurrence.....	0	0	0	0	0	0	0	0	0	0	0	0
17.2 Other liability-claims-made.....	0	0	0	0	0	0	0	0	0	0	0	0
17.3 Excess workers' compensation.....	0	0	0	0	0	0	0	0	0	0	0	0
18. Products liability.....	0	0	0	0	0	0	0	0	0	0	0	0
19.1 Private passenger auto no-fault (personal injury protection).....	0	0	0	0	0	0	0	0	0	0	0	0
19.2 Other private passenger auto liability.....	0	0	0	0	0	0	0	0	0	0	0	0
19.3 Commercial auto no-fault (personal injury protection).....	0	0	0	0	0	0	0	0	0	0	0	0
19.4 Other commercial auto liability.....	0	0	0	0	0	0	0	0	0	0	0	0
21.1 Private passenger auto physical damage.....	0	0	0	0	0	0	0	0	0	0	0	0
21.2 Commercial auto physical damage.....	0	0	0	0	0	0	0	0	0	0	0	0
22. Aircraft (all perils).....	0	0	0	0	0	0	0	0	0	0	0	0
23. Fidelity.....	0	0	0	0	0	0	0	0	0	0	0	0
24. Surety.....	0	0	0	0	0	0	0	0	0	0	0	0
26. Burglary and theft.....	0	0	0	0	0	0	0	0	0	0	0	0
27. Boiler and machinery.....	0	0	0	0	0	0	0	0	0	0	0	0
28. Credit.....	0	0	0	0	0	0	0	0	0	0	0	0
30. Warranty.....	0	0	0	0	0	0	0	0	0	0	0	0
34. Aggregate write-ins for other lines of business.....	0	0	0	0	0	0	0	0	0	0	0	0
35. TOTALS (a).....	0	0	0	0	0	0	0	0	0	0	0	0

DETAILS OF WRITE-INS

3401.	0	0	0	0	0	0	0	0	0	0	0	0
3402.	0	0	0	0	0	0	0	0	0	0	0	0
3403.	0	0	0	0	0	0	0	0	0	0	0	0
3498. Summary of remaining write-ins for Line 34 from overflow page.....	0	0	0	0	0	0	0	0	0	0	0	0
3499. TOTALS (Lines 3401 through 3403 plus 3498) (Line 34 above).....	0	0	0	0	0	0	0	0	0	0	0	0

(a) Finance and service charges not included in Lines 1 to 35 \$.....0.

(b) For health business on indicated lines report: Number of persons insured under PPO managed care products.....0 and number of persons insured under indemnity only products.....0.

EXHIBIT OF PREMIUMS AND LOSSES (Statutory Page 14)



NAIC Group Code....0468 NAIC Company Code....10952

BUSINESS IN Other Alien # 64 DURING THE YEAR

Line of Business	Gross Premiums, Including Policy and Membership Fees, Less Return Premiums and Premiums on Policies not Taken		3 Dividends Paid or Credited to Policyholders on Direct Business	4 Direct Unearned Premium Reserves	5 Direct Losses Paid (deducting salvage)	6 Direct Losses Incurred	7 Direct Losses Unpaid	8 Direct Defense and Cost Containment Expense Paid	9 Direct Defense and Cost Containment Expense Incurred	10 Direct Defense and Cost Containment Expense Unpaid	11 Commissions and Brokerage Expenses	12 Taxes, Licenses and Fees
	1 Direct Premiums Written	2 Direct Premiums Earned										
1. Fire.....	0	0	0	0	0	0	0	0	0	0	0	0
2.1 Allied lines.....	0	0	0	0	0	0	0	0	0	0	0	0
2.2 Multiple peril crop.....	0	0	0	0	0	0	0	0	0	0	0	0
2.3 Federal flood.....	0	0	0	0	0	0	0	0	0	0	0	0
2.4 Private crop.....	0	0	0	0	0	0	0	0	0	0	0	0
2.5 Private flood.....	0	0	0	0	0	0	0	0	0	0	0	0
3. Farmowners multiple peril.....	0	0	0	0	0	0	0	0	0	0	0	0
4. Homeowners multiple peril.....	0	0	0	0	0	0	0	0	0	0	0	0
5.1 Commercial multiple peril (non-liability portion).....	0	0	0	0	0	0	0	0	0	0	0	0
5.2 Commercial multiple peril (liability portion).....	0	0	0	0	0	0	0	0	0	0	0	0
6. Mortgage guaranty.....	0	0	0	0	0	0	0	0	0	0	0	0
8. Ocean marine.....	0	0	0	0	0	0	0	0	0	0	0	0
9. Inland marine.....	0	0	0	0	0	0	0	0	0	0	0	0
10. Financial guaranty.....	0	0	0	0	0	0	0	0	0	0	0	0
11. Medical professional liability.....	0	0	0	0	0	0	0	0	0	0	0	0
12. Earthquake.....	0	0	0	0	0	0	0	0	0	0	0	0
13. Group accident and health (b).....	0	0	0	0	0	0	0	0	0	0	0	0
14. Credit A&H (group and individual).....	0	0	0	0	0	0	0	0	0	0	0	0
15.1 Collectively renewable A&H (b).....	0	0	0	0	0	0	0	0	0	0	0	0
15.2 Non-cancelable A&H (b).....	0	0	0	0	0	0	0	0	0	0	0	0
15.3 Guaranteed renewable A&H (b).....	0	0	0	0	0	0	0	0	0	0	0	0
15.4 Non-renewable for stated reasons only (b).....	0	0	0	0	0	0	0	0	0	0	0	0
15.5 Other accident only.....	0	0	0	0	0	0	0	0	0	0	0	0
15.6 Medicare Title XVIII exempt from state taxes or fees.....	0	0	0	0	0	0	0	0	0	0	0	0
15.7 All other A&H (b).....	0	0	0	0	0	0	0	0	0	0	0	0
15.8 Federal employees health benefits plan premium.....	0	0	0	0	0	0	0	0	0	0	0	0
16. Workers' compensation.....	0	0	0	0	0	0	0	0	0	0	0	0
17.1 Other liability-occurrence.....	0	0	0	0	0	0	0	0	0	0	0	0
17.2 Other liability-claims-made.....	0	0	0	0	0	0	0	0	0	0	0	0
17.3 Excess workers' compensation.....	0	0	0	0	0	0	0	0	0	0	0	0
18. Products liability.....	0	0	0	0	0	0	0	0	0	0	0	0
19.1 Private passenger auto no-fault (personal injury protection).....	0	0	0	0	0	0	0	0	0	0	0	0
19.2 Other private passenger auto liability.....	0	0	0	0	0	0	0	0	0	0	0	0
19.3 Commercial auto no-fault (personal injury protection).....	0	0	0	0	0	0	0	0	0	0	0	0
19.4 Other commercial auto liability.....	0	0	0	0	0	0	0	0	0	0	0	0
21.1 Private passenger auto physical damage.....	0	0	0	0	0	0	0	0	0	0	0	0
21.2 Commercial auto physical damage.....	0	0	0	0	0	0	0	0	0	0	0	0
22. Aircraft (all perils).....	0	0	0	0	0	0	0	0	0	0	0	0
23. Fidelity.....	0	0	0	0	0	0	0	0	0	0	0	0
24. Surety.....	0	0	0	0	0	0	0	0	0	0	0	0
26. Burglary and theft.....	0	0	0	0	0	0	0	0	0	0	0	0
27. Boiler and machinery.....	0	0	0	0	0	0	0	0	0	0	0	0
28. Credit.....	0	0	0	0	0	0	0	0	0	0	0	0
30. Warranty.....	0	0	0	0	0	0	0	0	0	0	0	0
34. Aggregate write-ins for other lines of business.....	0	0	0	0	0	0	0	0	0	0	0	0
35. TOTALS (a).....	0	0	0	0	0	0	0	0	0	0	0	0

DETAILS OF WRITE-INS

3401.	0	0	0	0	0	0	0	0	0	0	0	0
3402.	0	0	0	0	0	0	0	0	0	0	0	0
3403.	0	0	0	0	0	0	0	0	0	0	0	0
3498. Summary of remaining write-ins for Line 34 from overflow page.....	0	0	0	0	0	0	0	0	0	0	0	0
3499. TOTALS (Lines 3401 through 3403 plus 3498) (Line 34 above).....	0	0	0	0	0	0	0	0	0	0	0	0

(a) Finance and service charges not included in Lines 1 to 35 \$.....0.

(b) For health business on indicated lines report: Number of persons insured under PPO managed care products.....0 and number of persons insured under indemnity only products.....0.

EXHIBIT OF PREMIUMS AND LOSSES (Statutory Page 14)



NAIC Group Code....0468 NAIC Company Code....10952

BUSINESS IN Other Alien # 65 DURING THE YEAR

Line of Business	Gross Premiums, Including Policy and Membership Fees, Less Return Premiums and Premiums on Policies not Taken		3 Dividends Paid or Credited to Policyholders on Direct Business	4 Direct Unearned Premium Reserves	5 Direct Losses Paid (deducting salvage)	6 Direct Losses Incurred	7 Direct Losses Unpaid	8 Direct Defense and Cost Containment Expense Paid	9 Direct Defense and Cost Containment Expense Incurred	10 Direct Defense and Cost Containment Expense Unpaid	11 Commissions and Brokerage Expenses	12 Taxes, Licenses and Fees
	1 Direct Premiums Written	2 Direct Premiums Earned										
1. Fire.....	0	0	0	0	0	0	0	0	0	0	0	0
2.1 Allied lines.....	0	0	0	0	0	0	0	0	0	0	0	0
2.2 Multiple peril crop.....	0	0	0	0	0	0	0	0	0	0	0	0
2.3 Federal flood.....	0	0	0	0	0	0	0	0	0	0	0	0
2.4 Private crop.....	0	0	0	0	0	0	0	0	0	0	0	0
2.5 Private flood.....	0	0	0	0	0	0	0	0	0	0	0	0
3. Farmowners multiple peril.....	0	0	0	0	0	0	0	0	0	0	0	0
4. Homeowners multiple peril.....	0	0	0	0	0	0	0	0	0	0	0	0
5.1 Commercial multiple peril (non-liability portion).....	0	0	0	0	0	0	0	0	0	0	0	0
5.2 Commercial multiple peril (liability portion).....	0	0	0	0	0	0	0	0	0	0	0	0
6. Mortgage guaranty.....	0	0	0	0	0	0	0	0	0	0	0	0
8. Ocean marine.....	0	0	0	0	0	0	0	0	0	0	0	0
9. Inland marine.....	0	0	0	0	0	0	0	0	0	0	0	0
10. Financial guaranty.....	0	0	0	0	0	0	0	0	0	0	0	0
11. Medical professional liability.....	0	0	0	0	0	0	0	0	0	0	0	0
12. Earthquake.....	0	0	0	0	0	0	0	0	0	0	0	0
13. Group accident and health (b).....	0	0	0	0	0	0	0	0	0	0	0	0
14. Credit A&H (group and individual).....	0	0	0	0	0	0	0	0	0	0	0	0
15.1 Collectively renewable A&H (b).....	0	0	0	0	0	0	0	0	0	0	0	0
15.2 Non-cancelable A&H (b).....	0	0	0	0	0	0	0	0	0	0	0	0
15.3 Guaranteed renewable A&H (b).....	0	0	0	0	0	0	0	0	0	0	0	0
15.4 Non-renewable for stated reasons only (b).....	0	0	0	0	0	0	0	0	0	0	0	0
15.5 Other accident only.....	0	0	0	0	0	0	0	0	0	0	0	0
15.6 Medicare Title XVIII exempt from state taxes or fees.....	0	0	0	0	0	0	0	0	0	0	0	0
15.7 All other A&H (b).....	0	0	0	0	0	0	0	0	0	0	0	0
15.8 Federal employees health benefits plan premium.....	0	0	0	0	0	0	0	0	0	0	0	0
16. Workers' compensation.....	0	0	0	0	0	0	0	0	0	0	0	0
17.1 Other liability-occurrence.....	0	0	0	0	0	0	0	0	0	0	0	0
17.2 Other liability-claims-made.....	0	0	0	0	0	0	0	0	0	0	0	0
17.3 Excess workers' compensation.....	0	0	0	0	0	0	0	0	0	0	0	0
18. Products liability.....	0	0	0	0	0	0	0	0	0	0	0	0
19.1 Private passenger auto no-fault (personal injury protection).....	0	0	0	0	0	0	0	0	0	0	0	0
19.2 Other private passenger auto liability.....	0	0	0	0	0	0	0	0	0	0	0	0
19.3 Commercial auto no-fault (personal injury protection).....	0	0	0	0	0	0	0	0	0	0	0	0
19.4 Other commercial auto liability.....	0	0	0	0	0	0	0	0	0	0	0	0
21.1 Private passenger auto physical damage.....	0	0	0	0	0	0	0	0	0	0	0	0
21.2 Commercial auto physical damage.....	0	0	0	0	0	0	0	0	0	0	0	0
22. Aircraft (all perils).....	0	0	0	0	0	0	0	0	0	0	0	0
23. Fidelity.....	0	0	0	0	0	0	0	0	0	0	0	0
24. Surety.....	0	0	0	0	0	0	0	0	0	0	0	0
26. Burglary and theft.....	0	0	0	0	0	0	0	0	0	0	0	0
27. Boiler and machinery.....	0	0	0	0	0	0	0	0	0	0	0	0
28. Credit.....	0	0	0	0	0	0	0	0	0	0	0	0
30. Warranty.....	0	0	0	0	0	0	0	0	0	0	0	0
34. Aggregate write-ins for other lines of business.....	0	0	0	0	0	0	0	0	0	0	0	0
35. TOTALS (a).....	0	0	0	0	0	0	0	0	0	0	0	0

DETAILS OF WRITE-INS

3401.	0	0	0	0	0	0	0	0	0	0	0	0
3402.	0	0	0	0	0	0	0	0	0	0	0	0
3403.	0	0	0	0	0	0	0	0	0	0	0	0
3498. Summary of remaining write-ins for Line 34 from overflow page.....	0	0	0	0	0	0	0	0	0	0	0	0
3499. TOTALS (Lines 3401 through 3403 plus 3498) (Line 34 above).....	0	0	0	0	0	0	0	0	0	0	0	0

(a) Finance and service charges not included in Lines 1 to 35 \$.....0.

(b) For health business on indicated lines report: Number of persons insured under PPO managed care products.....0 and number of persons insured under indemnity only products.....0.

EXHIBIT OF PREMIUMS AND LOSSES (Statutory Page 14)



NAIC Group Code....0468 NAIC Company Code....10952

BUSINESS IN Other Alien # 66 DURING THE YEAR

Line of Business	Gross Premiums, Including Policy and Membership Fees, Less Return Premiums and Premiums on Policies not Taken		3 Dividends Paid or Credited to Policyholders on Direct Business	4 Direct Unearned Premium Reserves	5 Direct Losses Paid (deducting salvage)	6 Direct Losses Incurred	7 Direct Losses Unpaid	8 Direct Defense and Cost Containment Expense Paid	9 Direct Defense and Cost Containment Expense Incurred	10 Direct Defense and Cost Containment Expense Unpaid	11 Commissions and Brokerage Expenses	12 Taxes, Licenses and Fees
	1 Direct Premiums Written	2 Direct Premiums Earned										
1. Fire.....	0	0	0	0	0	0	0	0	0	0	0	0
2.1 Allied lines.....	0	0	0	0	0	0	0	0	0	0	0	0
2.2 Multiple peril crop.....	0	0	0	0	0	0	0	0	0	0	0	0
2.3 Federal flood.....	0	0	0	0	0	0	0	0	0	0	0	0
2.4 Private crop.....	0	0	0	0	0	0	0	0	0	0	0	0
2.5 Private flood.....	0	0	0	0	0	0	0	0	0	0	0	0
3. Farmowners multiple peril.....	0	0	0	0	0	0	0	0	0	0	0	0
4. Homeowners multiple peril.....	0	0	0	0	0	0	0	0	0	0	0	0
5.1 Commercial multiple peril (non-liability portion).....	0	0	0	0	0	0	0	0	0	0	0	0
5.2 Commercial multiple peril (liability portion).....	0	0	0	0	0	0	0	0	0	0	0	0
6. Mortgage guaranty.....	0	0	0	0	0	0	0	0	0	0	0	0
8. Ocean marine.....	0	0	0	0	0	0	0	0	0	0	0	0
9. Inland marine.....	0	0	0	0	0	0	0	0	0	0	0	0
10. Financial guaranty.....	0	0	0	0	0	0	0	0	0	0	0	0
11. Medical professional liability.....	0	0	0	0	0	0	0	0	0	0	0	0
12. Earthquake.....	0	0	0	0	0	0	0	0	0	0	0	0
13. Group accident and health (b).....	0	0	0	0	0	0	0	0	0	0	0	0
14. Credit A&H (group and individual).....	0	0	0	0	0	0	0	0	0	0	0	0
15.1 Collectively renewable A&H (b).....	0	0	0	0	0	0	0	0	0	0	0	0
15.2 Non-cancelable A&H (b).....	0	0	0	0	0	0	0	0	0	0	0	0
15.3 Guaranteed renewable A&H (b).....	0	0	0	0	0	0	0	0	0	0	0	0
15.4 Non-renewable for stated reasons only (b).....	0	0	0	0	0	0	0	0	0	0	0	0
15.5 Other accident only.....	0	0	0	0	0	0	0	0	0	0	0	0
15.6 Medicare Title XVIII exempt from state taxes or fees.....	0	0	0	0	0	0	0	0	0	0	0	0
15.7 All other A&H (b).....	0	0	0	0	0	0	0	0	0	0	0	0
15.8 Federal employees health benefits plan premium.....	0	0	0	0	0	0	0	0	0	0	0	0
16. Workers' compensation.....	0	0	0	0	0	0	0	0	0	0	0	0
17.1 Other liability-occurrence.....	0	0	0	0	0	0	0	0	0	0	0	0
17.2 Other liability-claims-made.....	0	0	0	0	0	0	0	0	0	0	0	0
17.3 Excess workers' compensation.....	0	0	0	0	0	0	0	0	0	0	0	0
18. Products liability.....	0	0	0	0	0	0	0	0	0	0	0	0
19.1 Private passenger auto no-fault (personal injury protection).....	0	0	0	0	0	0	0	0	0	0	0	0
19.2 Other private passenger auto liability.....	0	0	0	0	0	0	0	0	0	0	0	0
19.3 Commercial auto no-fault (personal injury protection).....	0	0	0	0	0	0	0	0	0	0	0	0
19.4 Other commercial auto liability.....	0	0	0	0	0	0	0	0	0	0	0	0
21.1 Private passenger auto physical damage.....	0	0	0	0	0	0	0	0	0	0	0	0
21.2 Commercial auto physical damage.....	0	0	0	0	0	0	0	0	0	0	0	0
22. Aircraft (all perils).....	0	0	0	0	0	0	0	0	0	0	0	0
23. Fidelity.....	0	0	0	0	0	0	0	0	0	0	0	0
24. Surety.....	0	0	0	0	0	0	0	0	0	0	0	0
26. Burglary and theft.....	0	0	0	0	0	0	0	0	0	0	0	0
27. Boiler and machinery.....	0	0	0	0	0	0	0	0	0	0	0	0
28. Credit.....	0	0	0	0	0	0	0	0	0	0	0	0
30. Warranty.....	0	0	0	0	0	0	0	0	0	0	0	0
34. Aggregate write-ins for other lines of business.....	0	0	0	0	0	0	0	0	0	0	0	0
35. TOTALS (a).....	0	0	0	0	0	0	0	0	0	0	0	0

DETAILS OF WRITE-INS

3401.	0	0	0	0	0	0	0	0	0	0	0	0
3402.	0	0	0	0	0	0	0	0	0	0	0	0
3403.	0	0	0	0	0	0	0	0	0	0	0	0
3498. Summary of remaining write-ins for Line 34 from overflow page.....	0	0	0	0	0	0	0	0	0	0	0	0
3499. TOTALS (Lines 3401 through 3403 plus 3498) (Line 34 above).....	0	0	0	0	0	0	0	0	0	0	0	0

(a) Finance and service charges not included in Lines 1 to 35 \$.....0.

(b) For health business on indicated lines report: Number of persons insured under PPO managed care products.....0 and number of persons insured under indemnity only products.....0.

EXHIBIT OF PREMIUMS AND LOSSES (Statutory Page 14)



NAIC Group Code....0468 NAIC Company Code....10952

BUSINESS IN Other Alien # 67 DURING THE YEAR

Line of Business	Gross Premiums, Including Policy and Membership Fees, Less Return Premiums and Premiums on Policies not Taken		3 Dividends Paid or Credited to Policyholders on Direct Business	4 Direct Unearned Premium Reserves	5 Direct Losses Paid (deducting salvage)	6 Direct Losses Incurred	7 Direct Losses Unpaid	8 Direct Defense and Cost Containment Expense Paid	9 Direct Defense and Cost Containment Expense Incurred	10 Direct Defense and Cost Containment Expense Unpaid	11 Commissions and Brokerage Expenses	12 Taxes, Licenses and Fees
	1 Direct Premiums Written	2 Direct Premiums Earned										
1. Fire.....	0	0	0	0	0	0	0	0	0	0	0	0
2.1 Allied lines.....	0	0	0	0	0	0	0	0	0	0	0	0
2.2 Multiple peril crop.....	0	0	0	0	0	0	0	0	0	0	0	0
2.3 Federal flood.....	0	0	0	0	0	0	0	0	0	0	0	0
2.4 Private crop.....	0	0	0	0	0	0	0	0	0	0	0	0
2.5 Private flood.....	0	0	0	0	0	0	0	0	0	0	0	0
3. Farmowners multiple peril.....	0	0	0	0	0	0	0	0	0	0	0	0
4. Homeowners multiple peril.....	0	0	0	0	0	0	0	0	0	0	0	0
5.1 Commercial multiple peril (non-liability portion).....	0	0	0	0	0	0	0	0	0	0	0	0
5.2 Commercial multiple peril (liability portion).....	0	0	0	0	0	0	0	0	0	0	0	0
6. Mortgage guaranty.....	0	0	0	0	0	0	0	0	0	0	0	0
8. Ocean marine.....	0	0	0	0	0	0	0	0	0	0	0	0
9. Inland marine.....	0	0	0	0	0	0	0	0	0	0	0	0
10. Financial guaranty.....	0	0	0	0	0	0	0	0	0	0	0	0
11. Medical professional liability.....	0	0	0	0	0	0	0	0	0	0	0	0
12. Earthquake.....	0	0	0	0	0	0	0	0	0	0	0	0
13. Group accident and health (b).....	0	0	0	0	0	0	0	0	0	0	0	0
14. Credit A&H (group and individual).....	0	0	0	0	0	0	0	0	0	0	0	0
15.1 Collectively renewable A&H (b).....	0	0	0	0	0	0	0	0	0	0	0	0
15.2 Non-cancelable A&H (b).....	0	0	0	0	0	0	0	0	0	0	0	0
15.3 Guaranteed renewable A&H (b).....	0	0	0	0	0	0	0	0	0	0	0	0
15.4 Non-renewable for stated reasons only (b).....	0	0	0	0	0	0	0	0	0	0	0	0
15.5 Other accident only.....	0	0	0	0	0	0	0	0	0	0	0	0
15.6 Medicare Title XVIII exempt from state taxes or fees.....	0	0	0	0	0	0	0	0	0	0	0	0
15.7 All other A&H (b).....	0	0	0	0	0	0	0	0	0	0	0	0
15.8 Federal employees health benefits plan premium.....	0	0	0	0	0	0	0	0	0	0	0	0
16. Workers' compensation.....	0	0	0	0	0	0	0	0	0	0	0	0
17.1 Other liability-occurrence.....	0	0	0	0	0	0	0	0	0	0	0	0
17.2 Other liability-claims-made.....	0	0	0	0	0	0	0	0	0	0	0	0
17.3 Excess workers' compensation.....	0	0	0	0	0	0	0	0	0	0	0	0
18. Products liability.....	0	0	0	0	0	0	0	0	0	0	0	0
19.1 Private passenger auto no-fault (personal injury protection).....	0	0	0	0	0	0	0	0	0	0	0	0
19.2 Other private passenger auto liability.....	0	0	0	0	0	0	0	0	0	0	0	0
19.3 Commercial auto no-fault (personal injury protection).....	0	0	0	0	0	0	0	0	0	0	0	0
19.4 Other commercial auto liability.....	0	0	0	0	0	0	0	0	0	0	0	0
21.1 Private passenger auto physical damage.....	0	0	0	0	0	0	0	0	0	0	0	0
21.2 Commercial auto physical damage.....	0	0	0	0	0	0	0	0	0	0	0	0
22. Aircraft (all perils).....	0	0	0	0	0	0	0	0	0	0	0	0
23. Fidelity.....	0	0	0	0	0	0	0	0	0	0	0	0
24. Surety.....	0	0	0	0	0	0	0	0	0	0	0	0
26. Burglary and theft.....	0	0	0	0	0	0	0	0	0	0	0	0
27. Boiler and machinery.....	0	0	0	0	0	0	0	0	0	0	0	0
28. Credit.....	0	0	0	0	0	0	0	0	0	0	0	0
30. Warranty.....	0	0	0	0	0	0	0	0	0	0	0	0
34. Aggregate write-ins for other lines of business.....	0	0	0	0	0	0	0	0	0	0	0	0
35. TOTALS (a).....	0	0	0	0	0	0	0	0	0	0	0	0

DETAILS OF WRITE-INS

3401.	0	0	0	0	0	0	0	0	0	0	0	0
3402.	0	0	0	0	0	0	0	0	0	0	0	0
3403.	0	0	0	0	0	0	0	0	0	0	0	0
3498. Summary of remaining write-ins for Line 34 from overflow page.....	0	0	0	0	0	0	0	0	0	0	0	0
3499. TOTALS (Lines 3401 through 3403 plus 3498) (Line 34 above).....	0	0	0	0	0	0	0	0	0	0	0	0

(a) Finance and service charges not included in Lines 1 to 35 \$.....0.

(b) For health business on indicated lines report: Number of persons insured under PPO managed care products.....0 and number of persons insured under indemnity only products.....0.

EXHIBIT OF PREMIUMS AND LOSSES (Statutory Page 14)



NAIC Group Code....0468 NAIC Company Code....10952

BUSINESS IN Other Alien # 68 DURING THE YEAR

Line of Business	Gross Premiums, Including Policy and Membership Fees, Less Return Premiums and Premiums on Policies not Taken		3 Dividends Paid or Credited to Policyholders on Direct Business	4 Direct Unearned Premium Reserves	5 Direct Losses Paid (deducting salvage)	6 Direct Losses Incurred	7 Direct Losses Unpaid	8 Direct Defense and Cost Containment Expense Paid	9 Direct Defense and Cost Containment Expense Incurred	10 Direct Defense and Cost Containment Expense Unpaid	11 Commissions and Brokerage Expenses	12 Taxes, Licenses and Fees
	1 Direct Premiums Written	2 Direct Premiums Earned										
1. Fire.....	0	0	0	0	0	0	0	0	0	0	0	0
2.1 Allied lines.....	0	0	0	0	0	0	0	0	0	0	0	0
2.2 Multiple peril crop.....	0	0	0	0	0	0	0	0	0	0	0	0
2.3 Federal flood.....	0	0	0	0	0	0	0	0	0	0	0	0
2.4 Private crop.....	0	0	0	0	0	0	0	0	0	0	0	0
2.5 Private flood.....	0	0	0	0	0	0	0	0	0	0	0	0
3. Farmowners multiple peril.....	0	0	0	0	0	0	0	0	0	0	0	0
4. Homeowners multiple peril.....	0	0	0	0	0	0	0	0	0	0	0	0
5.1 Commercial multiple peril (non-liability portion).....	0	0	0	0	0	0	0	0	0	0	0	0
5.2 Commercial multiple peril (liability portion).....	0	0	0	0	0	0	0	0	0	0	0	0
6. Mortgage guaranty.....	0	0	0	0	0	0	0	0	0	0	0	0
8. Ocean marine.....	0	0	0	0	0	0	0	0	0	0	0	0
9. Inland marine.....	0	0	0	0	0	0	0	0	0	0	0	0
10. Financial guaranty.....	0	0	0	0	0	0	0	0	0	0	0	0
11. Medical professional liability.....	0	0	0	0	0	0	0	0	0	0	0	0
12. Earthquake.....	0	0	0	0	0	0	0	0	0	0	0	0
13. Group accident and health (b).....	0	0	0	0	0	0	0	0	0	0	0	0
14. Credit A&H (group and individual).....	0	0	0	0	0	0	0	0	0	0	0	0
15.1 Collectively renewable A&H (b).....	0	0	0	0	0	0	0	0	0	0	0	0
15.2 Non-cancelable A&H (b).....	0	0	0	0	0	0	0	0	0	0	0	0
15.3 Guaranteed renewable A&H (b).....	0	0	0	0	0	0	0	0	0	0	0	0
15.4 Non-renewable for stated reasons only (b).....	0	0	0	0	0	0	0	0	0	0	0	0
15.5 Other accident only.....	0	0	0	0	0	0	0	0	0	0	0	0
15.6 Medicare Title XVIII exempt from state taxes or fees.....	0	0	0	0	0	0	0	0	0	0	0	0
15.7 All other A&H (b).....	0	0	0	0	0	0	0	0	0	0	0	0
15.8 Federal employees health benefits plan premium.....	0	0	0	0	0	0	0	0	0	0	0	0
16. Workers' compensation.....	0	0	0	0	0	0	0	0	0	0	0	0
17.1 Other liability-occurrence.....	0	0	0	0	0	0	0	0	0	0	0	0
17.2 Other liability-claims-made.....	0	0	0	0	0	0	0	0	0	0	0	0
17.3 Excess workers' compensation.....	0	0	0	0	0	0	0	0	0	0	0	0
18. Products liability.....	0	0	0	0	0	0	0	0	0	0	0	0
19.1 Private passenger auto no-fault (personal injury protection).....	0	0	0	0	0	0	0	0	0	0	0	0
19.2 Other private passenger auto liability.....	0	0	0	0	0	0	0	0	0	0	0	0
19.3 Commercial auto no-fault (personal injury protection).....	0	0	0	0	0	0	0	0	0	0	0	0
19.4 Other commercial auto liability.....	0	0	0	0	0	0	0	0	0	0	0	0
21.1 Private passenger auto physical damage.....	0	0	0	0	0	0	0	0	0	0	0	0
21.2 Commercial auto physical damage.....	0	0	0	0	0	0	0	0	0	0	0	0
22. Aircraft (all perils).....	0	0	0	0	0	0	0	0	0	0	0	0
23. Fidelity.....	0	0	0	0	0	0	0	0	0	0	0	0
24. Surety.....	0	0	0	0	0	0	0	0	0	0	0	0
26. Burglary and theft.....	0	0	0	0	0	0	0	0	0	0	0	0
27. Boiler and machinery.....	0	0	0	0	0	0	0	0	0	0	0	0
28. Credit.....	0	0	0	0	0	0	0	0	0	0	0	0
30. Warranty.....	0	0	0	0	0	0	0	0	0	0	0	0
34. Aggregate write-ins for other lines of business.....	0	0	0	0	0	0	0	0	0	0	0	0
35. TOTALS (a).....	0	0	0	0	0	0	0	0	0	0	0	0

DETAILS OF WRITE-INS

3401.	0	0	0	0	0	0	0	0	0	0	0	0
3402.	0	0	0	0	0	0	0	0	0	0	0	0
3403.	0	0	0	0	0	0	0	0	0	0	0	0
3498. Summary of remaining write-ins for Line 34 from overflow page.....	0	0	0	0	0	0	0	0	0	0	0	0
3499. TOTALS (Lines 3401 through 3403 plus 3498) (Line 34 above).....	0	0	0	0	0	0	0	0	0	0	0	0

(a) Finance and service charges not included in Lines 1 to 35 \$.....0.

(b) For health business on indicated lines report: Number of persons insured under PPO managed care products.....0 and number of persons insured under indemnity only products.....0.

EXHIBIT OF PREMIUMS AND LOSSES (Statutory Page 14)



NAIC Group Code....0468 NAIC Company Code....10952

BUSINESS IN Other Alien # 69 DURING THE YEAR

Line of Business	Gross Premiums, Including Policy and Membership Fees, Less Return Premiums and Premiums on Policies not Taken		3 Dividends Paid or Credited to Policyholders on Direct Business	4 Direct Unearned Premium Reserves	5 Direct Losses Paid (deducting salvage)	6 Direct Losses Incurred	7 Direct Losses Unpaid	8 Direct Defense and Cost Containment Expense Paid	9 Direct Defense and Cost Containment Expense Incurred	10 Direct Defense and Cost Containment Expense Unpaid	11 Commissions and Brokerage Expenses	12 Taxes, Licenses and Fees
	1 Direct Premiums Written	2 Direct Premiums Earned										
1. Fire.....	0	0	0	0	0	0	0	0	0	0	0	0
2.1 Allied lines.....	0	0	0	0	0	0	0	0	0	0	0	0
2.2 Multiple peril crop.....	0	0	0	0	0	0	0	0	0	0	0	0
2.3 Federal flood.....	0	0	0	0	0	0	0	0	0	0	0	0
2.4 Private crop.....	0	0	0	0	0	0	0	0	0	0	0	0
2.5 Private flood.....	0	0	0	0	0	0	0	0	0	0	0	0
3. Farmowners multiple peril.....	0	0	0	0	0	0	0	0	0	0	0	0
4. Homeowners multiple peril.....	0	0	0	0	0	0	0	0	0	0	0	0
5.1 Commercial multiple peril (non-liability portion).....	0	0	0	0	0	0	0	0	0	0	0	0
5.2 Commercial multiple peril (liability portion).....	0	0	0	0	0	0	0	0	0	0	0	0
6. Mortgage guaranty.....	0	0	0	0	0	0	0	0	0	0	0	0
8. Ocean marine.....	0	0	0	0	0	0	0	0	0	0	0	0
9. Inland marine.....	0	0	0	0	0	0	0	0	0	0	0	0
10. Financial guaranty.....	0	0	0	0	0	0	0	0	0	0	0	0
11. Medical professional liability.....	0	0	0	0	0	0	0	0	0	0	0	0
12. Earthquake.....	0	0	0	0	0	0	0	0	0	0	0	0
13. Group accident and health (b).....	0	0	0	0	0	0	0	0	0	0	0	0
14. Credit A&H (group and individual).....	0	0	0	0	0	0	0	0	0	0	0	0
15.1 Collectively renewable A&H (b).....	0	0	0	0	0	0	0	0	0	0	0	0
15.2 Non-cancelable A&H (b).....	0	0	0	0	0	0	0	0	0	0	0	0
15.3 Guaranteed renewable A&H (b).....	0	0	0	0	0	0	0	0	0	0	0	0
15.4 Non-renewable for stated reasons only (b).....	0	0	0	0	0	0	0	0	0	0	0	0
15.5 Other accident only.....	0	0	0	0	0	0	0	0	0	0	0	0
15.6 Medicare Title XVIII exempt from state taxes or fees.....	0	0	0	0	0	0	0	0	0	0	0	0
15.7 All other A&H (b).....	0	0	0	0	0	0	0	0	0	0	0	0
15.8 Federal employees health benefits plan premium.....	0	0	0	0	0	0	0	0	0	0	0	0
16. Workers' compensation.....	0	0	0	0	0	0	0	0	0	0	0	0
17.1 Other liability-occurrence.....	0	0	0	0	0	0	0	0	0	0	0	0
17.2 Other liability-claims-made.....	0	0	0	0	0	0	0	0	0	0	0	0
17.3 Excess workers' compensation.....	0	0	0	0	0	0	0	0	0	0	0	0
18. Products liability.....	0	0	0	0	0	0	0	0	0	0	0	0
19.1 Private passenger auto no-fault (personal injury protection).....	0	0	0	0	0	0	0	0	0	0	0	0
19.2 Other private passenger auto liability.....	0	0	0	0	0	0	0	0	0	0	0	0
19.3 Commercial auto no-fault (personal injury protection).....	0	0	0	0	0	0	0	0	0	0	0	0
19.4 Other commercial auto liability.....	0	0	0	0	0	0	0	0	0	0	0	0
21.1 Private passenger auto physical damage.....	0	0	0	0	0	0	0	0	0	0	0	0
21.2 Commercial auto physical damage.....	0	0	0	0	0	0	0	0	0	0	0	0
22. Aircraft (all perils).....	0	0	0	0	0	0	0	0	0	0	0	0
23. Fidelity.....	0	0	0	0	0	0	0	0	0	0	0	0
24. Surety.....	0	0	0	0	0	0	0	0	0	0	0	0
26. Burglary and theft.....	0	0	0	0	0	0	0	0	0	0	0	0
27. Boiler and machinery.....	0	0	0	0	0	0	0	0	0	0	0	0
28. Credit.....	0	0	0	0	0	0	0	0	0	0	0	0
30. Warranty.....	0	0	0	0	0	0	0	0	0	0	0	0
34. Aggregate write-ins for other lines of business.....	0	0	0	0	0	0	0	0	0	0	0	0
35. TOTALS (a).....	0	0	0	0	0	0	0	0	0	0	0	0

DETAILS OF WRITE-INS

3401.	0	0	0	0	0	0	0	0	0	0	0	0
3402.	0	0	0	0	0	0	0	0	0	0	0	0
3403.	0	0	0	0	0	0	0	0	0	0	0	0
3498. Summary of remaining write-ins for Line 34 from overflow page.....	0	0	0	0	0	0	0	0	0	0	0	0
3499. TOTALS (Lines 3401 through 3403 plus 3498) (Line 34 above).....	0	0	0	0	0	0	0	0	0	0	0	0

(a) Finance and service charges not included in Lines 1 to 35 \$.....0.

(b) For health business on indicated lines report: Number of persons insured under PPO managed care products.....0 and number of persons insured under indemnity only products.....0.

EXHIBIT OF PREMIUMS AND LOSSES (Statutory Page 14)



NAIC Group Code....0468 NAIC Company Code....10952

BUSINESS IN Other Alien # 70 DURING THE YEAR

19

Line of Business	Gross Premiums, Including Policy and Membership Fees, Less Return Premiums and Premiums on Policies not Taken		3 Dividends Paid or Credited to Policyholders on Direct Business	4 Direct Unearned Premium Reserves	5 Direct Losses Paid (deducting salvage)	6 Direct Losses Incurred	7 Direct Losses Unpaid	8 Direct Defense and Cost Containment Expense Paid	9 Direct Defense and Cost Containment Expense Incurred	10 Direct Defense and Cost Containment Expense Unpaid	11 Commissions and Brokerage Expenses	12 Taxes, Licenses and Fees
	1 Direct Premiums Written	2 Direct Premiums Earned										
1. Fire.....	0	0	0	0	0	0	0	0	0	0	0	0
2.1 Allied lines.....	0	0	0	0	0	0	0	0	0	0	0	0
2.2 Multiple peril crop.....	0	0	0	0	0	0	0	0	0	0	0	0
2.3 Federal flood.....	0	0	0	0	0	0	0	0	0	0	0	0
2.4 Private crop.....	0	0	0	0	0	0	0	0	0	0	0	0
2.5 Private flood.....	0	0	0	0	0	0	0	0	0	0	0	0
3. Farmowners multiple peril.....	0	0	0	0	0	0	0	0	0	0	0	0
4. Homeowners multiple peril.....	0	0	0	0	0	0	0	0	0	0	0	0
5.1 Commercial multiple peril (non-liability portion).....	0	0	0	0	0	0	0	0	0	0	0	0
5.2 Commercial multiple peril (liability portion).....	0	0	0	0	0	0	0	0	0	0	0	0
6. Mortgage guaranty.....	0	0	0	0	0	0	0	0	0	0	0	0
8. Ocean marine.....	0	0	0	0	0	0	0	0	0	0	0	0
9. Inland marine.....	0	0	0	0	0	0	0	0	0	0	0	0
10. Financial guaranty.....	0	0	0	0	0	0	0	0	0	0	0	0
11. Medical professional liability.....	0	0	0	0	0	0	0	0	0	0	0	0
12. Earthquake.....	0	0	0	0	0	0	0	0	0	0	0	0
13. Group accident and health (b).....	0	0	0	0	0	0	0	0	0	0	0	0
14. Credit A&H (group and individual).....	0	0	0	0	0	0	0	0	0	0	0	0
15.1 Collectively renewable A&H (b).....	0	0	0	0	0	0	0	0	0	0	0	0
15.2 Non-cancelable A&H (b).....	0	0	0	0	0	0	0	0	0	0	0	0
15.3 Guaranteed renewable A&H (b).....	0	0	0	0	0	0	0	0	0	0	0	0
15.4 Non-renewable for stated reasons only (b).....	0	0	0	0	0	0	0	0	0	0	0	0
15.5 Other accident only.....	0	0	0	0	0	0	0	0	0	0	0	0
15.6 Medicare Title XVIII exempt from state taxes or fees.....	0	0	0	0	0	0	0	0	0	0	0	0
15.7 All other A&H (b).....	0	0	0	0	0	0	0	0	0	0	0	0
15.8 Federal employees health benefits plan premium.....	0	0	0	0	0	0	0	0	0	0	0	0
16. Workers' compensation.....	0	0	0	0	0	0	0	0	0	0	0	0
17.1 Other liability-occurrence.....	0	0	0	0	0	0	0	0	0	0	0	0
17.2 Other liability-claims-made.....	0	0	0	0	0	0	0	0	0	0	0	0
17.3 Excess workers' compensation.....	0	0	0	0	0	0	0	0	0	0	0	0
18. Products liability.....	0	0	0	0	0	0	0	0	0	0	0	0
19.1 Private passenger auto no-fault (personal injury protection).....	0	0	0	0	0	0	0	0	0	0	0	0
19.2 Other private passenger auto liability.....	0	0	0	0	0	0	0	0	0	0	0	0
19.3 Commercial auto no-fault (personal injury protection).....	0	0	0	0	0	0	0	0	0	0	0	0
19.4 Other commercial auto liability.....	0	0	0	0	0	0	0	0	0	0	0	0
21.1 Private passenger auto physical damage.....	0	0	0	0	0	0	0	0	0	0	0	0
21.2 Commercial auto physical damage.....	0	0	0	0	0	0	0	0	0	0	0	0
22. Aircraft (all perils).....	0	0	0	0	0	0	0	0	0	0	0	0
23. Fidelity.....	0	0	0	0	0	0	0	0	0	0	0	0
24. Surety.....	0	0	0	0	0	0	0	0	0	0	0	0
26. Burglary and theft.....	0	0	0	0	0	0	0	0	0	0	0	0
27. Boiler and machinery.....	0	0	0	0	0	0	0	0	0	0	0	0
28. Credit.....	0	0	0	0	0	0	0	0	0	0	0	0
30. Warranty.....	0	0	0	0	0	0	0	0	0	0	0	0
34. Aggregate write-ins for other lines of business.....	0	0	0	0	0	0	0	0	0	0	0	0
35. TOTALS (a).....	0	0	0	0	0	0	0	0	0	0	0	0

DETAILS OF WRITE-INS

3401.	0	0	0	0	0	0	0	0	0	0	0	0
3402.	0	0	0	0	0	0	0	0	0	0	0	0
3403.	0	0	0	0	0	0	0	0	0	0	0	0
3498. Summary of remaining write-ins for Line 34 from overflow page.....	0	0	0	0	0	0	0	0	0	0	0	0
3499. TOTALS (Lines 3401 through 3403 plus 3498) (Line 34 above).....	0	0	0	0	0	0	0	0	0	0	0	0

(a) Finance and service charges not included in Lines 1 to 35 \$.....0.
(b) For health business on indicated lines report: Number of persons insured under PPO managed care products.....0 and number of persons insured under indemnity only products.....0.

EXHIBIT OF PREMIUMS AND LOSSES (Statutory Page 14)



NAIC Group Code....0468 NAIC Company Code....10952

BUSINESS IN Other Alien # 71 DURING THE YEAR

Line of Business	Gross Premiums, Including Policy and Membership Fees, Less Return Premiums and Premiums on Policies not Taken		3 Dividends Paid or Credited to Policyholders on Direct Business	4 Direct Unearned Premium Reserves	5 Direct Losses Paid (deducting salvage)	6 Direct Losses Incurred	7 Direct Losses Unpaid	8 Direct Defense and Cost Containment Expense Paid	9 Direct Defense and Cost Containment Expense Incurred	10 Direct Defense and Cost Containment Expense Unpaid	11 Commissions and Brokerage Expenses	12 Taxes, Licenses and Fees
	1 Direct Premiums Written	2 Direct Premiums Earned										
1. Fire.....	0	0	0	0	0	0	0	0	0	0	0	0
2.1 Allied lines.....	0	0	0	0	0	0	0	0	0	0	0	0
2.2 Multiple peril crop.....	0	0	0	0	0	0	0	0	0	0	0	0
2.3 Federal flood.....	0	0	0	0	0	0	0	0	0	0	0	0
2.4 Private crop.....	0	0	0	0	0	0	0	0	0	0	0	0
2.5 Private flood.....	0	0	0	0	0	0	0	0	0	0	0	0
3. Farmowners multiple peril.....	0	0	0	0	0	0	0	0	0	0	0	0
4. Homeowners multiple peril.....	0	0	0	0	0	0	0	0	0	0	0	0
5.1 Commercial multiple peril (non-liability portion).....	0	0	0	0	0	0	0	0	0	0	0	0
5.2 Commercial multiple peril (liability portion).....	0	0	0	0	0	0	0	0	0	0	0	0
6. Mortgage guaranty.....	0	0	0	0	0	0	0	0	0	0	0	0
8. Ocean marine.....	0	0	0	0	0	0	0	0	0	0	0	0
9. Inland marine.....	0	0	0	0	0	0	0	0	0	0	0	0
10. Financial guaranty.....	0	0	0	0	0	0	0	0	0	0	0	0
11. Medical professional liability.....	0	0	0	0	0	0	0	0	0	0	0	0
12. Earthquake.....	0	0	0	0	0	0	0	0	0	0	0	0
13. Group accident and health (b).....	0	0	0	0	0	0	0	0	0	0	0	0
14. Credit A&H (group and individual).....	0	0	0	0	0	0	0	0	0	0	0	0
15.1 Collectively renewable A&H (b).....	0	0	0	0	0	0	0	0	0	0	0	0
15.2 Non-cancelable A&H (b).....	0	0	0	0	0	0	0	0	0	0	0	0
15.3 Guaranteed renewable A&H (b).....	0	0	0	0	0	0	0	0	0	0	0	0
15.4 Non-renewable for stated reasons only (b).....	0	0	0	0	0	0	0	0	0	0	0	0
15.5 Other accident only.....	0	0	0	0	0	0	0	0	0	0	0	0
15.6 Medicare Title XVIII exempt from state taxes or fees.....	0	0	0	0	0	0	0	0	0	0	0	0
15.7 All other A&H (b).....	0	0	0	0	0	0	0	0	0	0	0	0
15.8 Federal employees health benefits plan premium.....	0	0	0	0	0	0	0	0	0	0	0	0
16. Workers' compensation.....	0	0	0	0	0	0	0	0	0	0	0	0
17.1 Other liability-occurrence.....	0	0	0	0	0	0	0	0	0	0	0	0
17.2 Other liability-claims-made.....	0	0	0	0	0	0	0	0	0	0	0	0
17.3 Excess workers' compensation.....	0	0	0	0	0	0	0	0	0	0	0	0
18. Products liability.....	0	0	0	0	0	0	0	0	0	0	0	0
19.1 Private passenger auto no-fault (personal injury protection).....	0	0	0	0	0	0	0	0	0	0	0	0
19.2 Other private passenger auto liability.....	0	0	0	0	0	0	0	0	0	0	0	0
19.3 Commercial auto no-fault (personal injury protection).....	0	0	0	0	0	0	0	0	0	0	0	0
19.4 Other commercial auto liability.....	0	0	0	0	0	0	0	0	0	0	0	0
21.1 Private passenger auto physical damage.....	0	0	0	0	0	0	0	0	0	0	0	0
21.2 Commercial auto physical damage.....	0	0	0	0	0	0	0	0	0	0	0	0
22. Aircraft (all perils).....	0	0	0	0	0	0	0	0	0	0	0	0
23. Fidelity.....	0	0	0	0	0	0	0	0	0	0	0	0
24. Surety.....	0	0	0	0	0	0	0	0	0	0	0	0
26. Burglary and theft.....	0	0	0	0	0	0	0	0	0	0	0	0
27. Boiler and machinery.....	0	0	0	0	0	0	0	0	0	0	0	0
28. Credit.....	0	0	0	0	0	0	0	0	0	0	0	0
30. Warranty.....	0	0	0	0	0	0	0	0	0	0	0	0
34. Aggregate write-ins for other lines of business.....	0	0	0	0	0	0	0	0	0	0	0	0
35. TOTALS (a).....	0	0	0	0	0	0	0	0	0	0	0	0

DETAILS OF WRITE-INS

3401.	0	0	0	0	0	0	0	0	0	0	0	0
3402.	0	0	0	0	0	0	0	0	0	0	0	0
3403.	0	0	0	0	0	0	0	0	0	0	0	0
3498. Summary of remaining write-ins for Line 34 from overflow page.....	0	0	0	0	0	0	0	0	0	0	0	0
3499. TOTALS (Lines 3401 through 3403 plus 3498) (Line 34 above).....	0	0	0	0	0	0	0	0	0	0	0	0

(a) Finance and service charges not included in Lines 1 to 35 \$.....0.

(b) For health business on indicated lines report: Number of persons insured under PPO managed care products.....0 and number of persons insured under indemnity only products.....0.

EXHIBIT OF PREMIUMS AND LOSSES (Statutory Page 14)



NAIC Group Code....0468 NAIC Company Code....10952

BUSINESS IN Other Alien # 72 DURING THE YEAR

Line of Business	Gross Premiums, Including Policy and Membership Fees, Less Return Premiums and Premiums on Policies not Taken		3 Dividends Paid or Credited to Policyholders on Direct Business	4 Direct Unearned Premium Reserves	5 Direct Losses Paid (deducting salvage)	6 Direct Losses Incurred	7 Direct Losses Unpaid	8 Direct Defense and Cost Containment Expense Paid	9 Direct Defense and Cost Containment Expense Incurred	10 Direct Defense and Cost Containment Expense Unpaid	11 Commissions and Brokerage Expenses	12 Taxes, Licenses and Fees
	1 Direct Premiums Written	2 Direct Premiums Earned										
1. Fire.....	0	0	0	0	0	0	0	0	0	0	0	0
2.1 Allied lines.....	0	0	0	0	0	0	0	0	0	0	0	0
2.2 Multiple peril crop.....	0	0	0	0	0	0	0	0	0	0	0	0
2.3 Federal flood.....	0	0	0	0	0	0	0	0	0	0	0	0
2.4 Private crop.....	0	0	0	0	0	0	0	0	0	0	0	0
2.5 Private flood.....	0	0	0	0	0	0	0	0	0	0	0	0
3. Farmowners multiple peril.....	0	0	0	0	0	0	0	0	0	0	0	0
4. Homeowners multiple peril.....	0	0	0	0	0	0	0	0	0	0	0	0
5.1 Commercial multiple peril (non-liability portion).....	0	0	0	0	0	0	0	0	0	0	0	0
5.2 Commercial multiple peril (liability portion).....	0	0	0	0	0	0	0	0	0	0	0	0
6. Mortgage guaranty.....	0	0	0	0	0	0	0	0	0	0	0	0
8. Ocean marine.....	0	0	0	0	0	0	0	0	0	0	0	0
9. Inland marine.....	0	0	0	0	0	0	0	0	0	0	0	0
10. Financial guaranty.....	0	0	0	0	0	0	0	0	0	0	0	0
11. Medical professional liability.....	0	0	0	0	0	0	0	0	0	0	0	0
12. Earthquake.....	0	0	0	0	0	0	0	0	0	0	0	0
13. Group accident and health (b).....	0	0	0	0	0	0	0	0	0	0	0	0
14. Credit A&H (group and individual).....	0	0	0	0	0	0	0	0	0	0	0	0
15.1 Collectively renewable A&H (b).....	0	0	0	0	0	0	0	0	0	0	0	0
15.2 Non-cancelable A&H (b).....	0	0	0	0	0	0	0	0	0	0	0	0
15.3 Guaranteed renewable A&H (b).....	0	0	0	0	0	0	0	0	0	0	0	0
15.4 Non-renewable for stated reasons only (b).....	0	0	0	0	0	0	0	0	0	0	0	0
15.5 Other accident only.....	0	0	0	0	0	0	0	0	0	0	0	0
15.6 Medicare Title XVIII exempt from state taxes or fees.....	0	0	0	0	0	0	0	0	0	0	0	0
15.7 All other A&H (b).....	0	0	0	0	0	0	0	0	0	0	0	0
15.8 Federal employees health benefits plan premium.....	0	0	0	0	0	0	0	0	0	0	0	0
16. Workers' compensation.....	0	0	0	0	0	0	0	0	0	0	0	0
17.1 Other liability-occurrence.....	0	0	0	0	0	0	0	0	0	0	0	0
17.2 Other liability-claims-made.....	0	0	0	0	0	0	0	0	0	0	0	0
17.3 Excess workers' compensation.....	0	0	0	0	0	0	0	0	0	0	0	0
18. Products liability.....	0	0	0	0	0	0	0	0	0	0	0	0
19.1 Private passenger auto no-fault (personal injury protection).....	0	0	0	0	0	0	0	0	0	0	0	0
19.2 Other private passenger auto liability.....	0	0	0	0	0	0	0	0	0	0	0	0
19.3 Commercial auto no-fault (personal injury protection).....	0	0	0	0	0	0	0	0	0	0	0	0
19.4 Other commercial auto liability.....	0	0	0	0	0	0	0	0	0	0	0	0
21.1 Private passenger auto physical damage.....	0	0	0	0	0	0	0	0	0	0	0	0
21.2 Commercial auto physical damage.....	0	0	0	0	0	0	0	0	0	0	0	0
22. Aircraft (all perils).....	0	0	0	0	0	0	0	0	0	0	0	0
23. Fidelity.....	0	0	0	0	0	0	0	0	0	0	0	0
24. Surety.....	0	0	0	0	0	0	0	0	0	0	0	0
26. Burglary and theft.....	0	0	0	0	0	0	0	0	0	0	0	0
27. Boiler and machinery.....	0	0	0	0	0	0	0	0	0	0	0	0
28. Credit.....	0	0	0	0	0	0	0	0	0	0	0	0
30. Warranty.....	0	0	0	0	0	0	0	0	0	0	0	0
34. Aggregate write-ins for other lines of business.....	0	0	0	0	0	0	0	0	0	0	0	0
35. TOTALS (a).....	0	0	0	0	0	0	0	0	0	0	0	0

DETAILS OF WRITE-INS

3401.	0	0	0	0	0	0	0	0	0	0	0	0
3402.	0	0	0	0	0	0	0	0	0	0	0	0
3403.	0	0	0	0	0	0	0	0	0	0	0	0
3498. Summary of remaining write-ins for Line 34 from overflow page.....	0	0	0	0	0	0	0	0	0	0	0	0
3499. TOTALS (Lines 3401 through 3403 plus 3498) (Line 34 above).....	0	0	0	0	0	0	0	0	0	0	0	0

(a) Finance and service charges not included in Lines 1 to 35 \$.....0.
(b) For health business on indicated lines report: Number of persons insured under PPO managed care products.....0 and number of persons insured under indemnity only products.....0.

EXHIBIT OF PREMIUMS AND LOSSES (Statutory Page 14)



NAIC Group Code....0468 NAIC Company Code....10952

BUSINESS IN Other Alien # 73 DURING THE YEAR

Line of Business	Gross Premiums, Including Policy and Membership Fees, Less Return Premiums and Premiums on Policies not Taken		3 Dividends Paid or Credited to Policyholders on Direct Business	4 Direct Unearned Premium Reserves	5 Direct Losses Paid (deducting salvage)	6 Direct Losses Incurred	7 Direct Losses Unpaid	8 Direct Defense and Cost Containment Expense Paid	9 Direct Defense and Cost Containment Expense Incurred	10 Direct Defense and Cost Containment Expense Unpaid	11 Commissions and Brokerage Expenses	12 Taxes, Licenses and Fees
	1 Direct Premiums Written	2 Direct Premiums Earned										
1. Fire.....	0	0	0	0	0	0	0	0	0	0	0	0
2.1 Allied lines.....	0	0	0	0	0	0	0	0	0	0	0	0
2.2 Multiple peril crop.....	0	0	0	0	0	0	0	0	0	0	0	0
2.3 Federal flood.....	0	0	0	0	0	0	0	0	0	0	0	0
2.4 Private crop.....	0	0	0	0	0	0	0	0	0	0	0	0
2.5 Private flood.....	0	0	0	0	0	0	0	0	0	0	0	0
3. Farmowners multiple peril.....	0	0	0	0	0	0	0	0	0	0	0	0
4. Homeowners multiple peril.....	0	0	0	0	0	0	0	0	0	0	0	0
5.1 Commercial multiple peril (non-liability portion).....	0	0	0	0	0	0	0	0	0	0	0	0
5.2 Commercial multiple peril (liability portion).....	0	0	0	0	0	0	0	0	0	0	0	0
6. Mortgage guaranty.....	0	0	0	0	0	0	0	0	0	0	0	0
8. Ocean marine.....	0	0	0	0	0	0	0	0	0	0	0	0
9. Inland marine.....	0	0	0	0	0	0	0	0	0	0	0	0
10. Financial guaranty.....	0	0	0	0	0	0	0	0	0	0	0	0
11. Medical professional liability.....	0	0	0	0	0	0	0	0	0	0	0	0
12. Earthquake.....	0	0	0	0	0	0	0	0	0	0	0	0
13. Group accident and health (b).....	0	0	0	0	0	0	0	0	0	0	0	0
14. Credit A&H (group and individual).....	0	0	0	0	0	0	0	0	0	0	0	0
15.1 Collectively renewable A&H (b).....	0	0	0	0	0	0	0	0	0	0	0	0
15.2 Non-cancelable A&H (b).....	0	0	0	0	0	0	0	0	0	0	0	0
15.3 Guaranteed renewable A&H (b).....	0	0	0	0	0	0	0	0	0	0	0	0
15.4 Non-renewable for stated reasons only (b).....	0	0	0	0	0	0	0	0	0	0	0	0
15.5 Other accident only.....	0	0	0	0	0	0	0	0	0	0	0	0
15.6 Medicare Title XVIII exempt from state taxes or fees.....	0	0	0	0	0	0	0	0	0	0	0	0
15.7 All other A&H (b).....	0	0	0	0	0	0	0	0	0	0	0	0
15.8 Federal employees health benefits plan premium.....	0	0	0	0	0	0	0	0	0	0	0	0
16. Workers' compensation.....	0	0	0	0	0	0	0	0	0	0	0	0
17.1 Other liability-occurrence.....	0	0	0	0	0	0	0	0	0	0	0	0
17.2 Other liability-claims-made.....	0	0	0	0	0	0	0	0	0	0	0	0
17.3 Excess workers' compensation.....	0	0	0	0	0	0	0	0	0	0	0	0
18. Products liability.....	0	0	0	0	0	0	0	0	0	0	0	0
19.1 Private passenger auto no-fault (personal injury protection).....	0	0	0	0	0	0	0	0	0	0	0	0
19.2 Other private passenger auto liability.....	0	0	0	0	0	0	0	0	0	0	0	0
19.3 Commercial auto no-fault (personal injury protection).....	0	0	0	0	0	0	0	0	0	0	0	0
19.4 Other commercial auto liability.....	0	0	0	0	0	0	0	0	0	0	0	0
21.1 Private passenger auto physical damage.....	0	0	0	0	0	0	0	0	0	0	0	0
21.2 Commercial auto physical damage.....	0	0	0	0	0	0	0	0	0	0	0	0
22. Aircraft (all perils).....	0	0	0	0	0	0	0	0	0	0	0	0
23. Fidelity.....	0	0	0	0	0	0	0	0	0	0	0	0
24. Surety.....	0	0	0	0	0	0	0	0	0	0	0	0
26. Burglary and theft.....	0	0	0	0	0	0	0	0	0	0	0	0
27. Boiler and machinery.....	0	0	0	0	0	0	0	0	0	0	0	0
28. Credit.....	0	0	0	0	0	0	0	0	0	0	0	0
30. Warranty.....	0	0	0	0	0	0	0	0	0	0	0	0
34. Aggregate write-ins for other lines of business.....	0	0	0	0	0	0	0	0	0	0	0	0
35. TOTALS (a).....	0	0	0	0	0	0	0	0	0	0	0	0

DETAILS OF WRITE-INS

3401.	0	0	0	0	0	0	0	0	0	0	0	0
3402.	0	0	0	0	0	0	0	0	0	0	0	0
3403.	0	0	0	0	0	0	0	0	0	0	0	0
3498. Summary of remaining write-ins for Line 34 from overflow page.....	0	0	0	0	0	0	0	0	0	0	0	0
3499. TOTALS (Lines 3401 through 3403 plus 3498) (Line 34 above).....	0	0	0	0	0	0	0	0	0	0	0	0

(a) Finance and service charges not included in Lines 1 to 35 \$.....0.

(b) For health business on indicated lines report: Number of persons insured under PPO managed care products.....0 and number of persons insured under indemnity only products.....0.

EXHIBIT OF PREMIUMS AND LOSSES (Statutory Page 14)



NAIC Group Code....0468 NAIC Company Code....10952

BUSINESS IN Other Alien # 74 DURING THE YEAR

Line of Business	Gross Premiums, Including Policy and Membership Fees, Less Return Premiums and Premiums on Policies not Taken		3 Dividends Paid or Credited to Policyholders on Direct Business	4 Direct Unearned Premium Reserves	5 Direct Losses Paid (deducting salvage)	6 Direct Losses Incurred	7 Direct Losses Unpaid	8 Direct Defense and Cost Containment Expense Paid	9 Direct Defense and Cost Containment Expense Incurred	10 Direct Defense and Cost Containment Expense Unpaid	11 Commissions and Brokerage Expenses	12 Taxes, Licenses and Fees
	1 Direct Premiums Written	2 Direct Premiums Earned										
1. Fire.....	0	0	0	0	0	0	0	0	0	0	0	0
2.1 Allied lines.....	0	0	0	0	0	0	0	0	0	0	0	0
2.2 Multiple peril crop.....	0	0	0	0	0	0	0	0	0	0	0	0
2.3 Federal flood.....	0	0	0	0	0	0	0	0	0	0	0	0
2.4 Private crop.....	0	0	0	0	0	0	0	0	0	0	0	0
2.5 Private flood.....	0	0	0	0	0	0	0	0	0	0	0	0
3. Farmowners multiple peril.....	0	0	0	0	0	0	0	0	0	0	0	0
4. Homeowners multiple peril.....	0	0	0	0	0	0	0	0	0	0	0	0
5.1 Commercial multiple peril (non-liability portion).....	0	0	0	0	0	0	0	0	0	0	0	0
5.2 Commercial multiple peril (liability portion).....	0	0	0	0	0	0	0	0	0	0	0	0
6. Mortgage guaranty.....	0	0	0	0	0	0	0	0	0	0	0	0
8. Ocean marine.....	0	0	0	0	0	0	0	0	0	0	0	0
9. Inland marine.....	0	0	0	0	0	0	0	0	0	0	0	0
10. Financial guaranty.....	0	0	0	0	0	0	0	0	0	0	0	0
11. Medical professional liability.....	0	0	0	0	0	0	0	0	0	0	0	0
12. Earthquake.....	0	0	0	0	0	0	0	0	0	0	0	0
13. Group accident and health (b).....	0	0	0	0	0	0	0	0	0	0	0	0
14. Credit A&H (group and individual).....	0	0	0	0	0	0	0	0	0	0	0	0
15.1 Collectively renewable A&H (b).....	0	0	0	0	0	0	0	0	0	0	0	0
15.2 Non-cancelable A&H (b).....	0	0	0	0	0	0	0	0	0	0	0	0
15.3 Guaranteed renewable A&H (b).....	0	0	0	0	0	0	0	0	0	0	0	0
15.4 Non-renewable for stated reasons only (b).....	0	0	0	0	0	0	0	0	0	0	0	0
15.5 Other accident only.....	0	0	0	0	0	0	0	0	0	0	0	0
15.6 Medicare Title XVIII exempt from state taxes or fees.....	0	0	0	0	0	0	0	0	0	0	0	0
15.7 All other A&H (b).....	0	0	0	0	0	0	0	0	0	0	0	0
15.8 Federal employees health benefits plan premium.....	0	0	0	0	0	0	0	0	0	0	0	0
16. Workers' compensation.....	0	0	0	0	0	0	0	0	0	0	0	0
17.1 Other liability-occurrence.....	0	0	0	0	0	0	0	0	0	0	0	0
17.2 Other liability-claims-made.....	0	0	0	0	0	0	0	0	0	0	0	0
17.3 Excess workers' compensation.....	0	0	0	0	0	0	0	0	0	0	0	0
18. Products liability.....	0	0	0	0	0	0	0	0	0	0	0	0
19.1 Private passenger auto no-fault (personal injury protection).....	0	0	0	0	0	0	0	0	0	0	0	0
19.2 Other private passenger auto liability.....	0	0	0	0	0	0	0	0	0	0	0	0
19.3 Commercial auto no-fault (personal injury protection).....	0	0	0	0	0	0	0	0	0	0	0	0
19.4 Other commercial auto liability.....	0	0	0	0	0	0	0	0	0	0	0	0
21.1 Private passenger auto physical damage.....	0	0	0	0	0	0	0	0	0	0	0	0
21.2 Commercial auto physical damage.....	0	0	0	0	0	0	0	0	0	0	0	0
22. Aircraft (all perils).....	0	0	0	0	0	0	0	0	0	0	0	0
23. Fidelity.....	0	0	0	0	0	0	0	0	0	0	0	0
24. Surety.....	0	0	0	0	0	0	0	0	0	0	0	0
26. Burglary and theft.....	0	0	0	0	0	0	0	0	0	0	0	0
27. Boiler and machinery.....	0	0	0	0	0	0	0	0	0	0	0	0
28. Credit.....	0	0	0	0	0	0	0	0	0	0	0	0
30. Warranty.....	0	0	0	0	0	0	0	0	0	0	0	0
34. Aggregate write-ins for other lines of business.....	0	0	0	0	0	0	0	0	0	0	0	0
35. TOTALS (a).....	0	0	0	0	0	0	0	0	0	0	0	0

DETAILS OF WRITE-INS

3401.	0	0	0	0	0	0	0	0	0	0	0	0
3402.	0	0	0	0	0	0	0	0	0	0	0	0
3403.	0	0	0	0	0	0	0	0	0	0	0	0
3498. Summary of remaining write-ins for Line 34 from overflow page.....	0	0	0	0	0	0	0	0	0	0	0	0
3499. TOTALS (Lines 3401 through 3403 plus 3498) (Line 34 above).....	0	0	0	0	0	0	0	0	0	0	0	0

(a) Finance and service charges not included in Lines 1 to 35 \$.....0.

(b) For health business on indicated lines report: Number of persons insured under PPO managed care products.....0 and number of persons insured under indemnity only products.....0.

EXHIBIT OF PREMIUMS AND LOSSES (Statutory Page 14)



NAIC Group Code....0468 NAIC Company Code....10952

BUSINESS IN Other Alien # 75 DURING THE YEAR

Line of Business	Gross Premiums, Including Policy and Membership Fees, Less Return Premiums and Premiums on Policies not Taken		3 Dividends Paid or Credited to Policyholders on Direct Business	4 Direct Unearned Premium Reserves	5 Direct Losses Paid (deducting salvage)	6 Direct Losses Incurred	7 Direct Losses Unpaid	8 Direct Defense and Cost Containment Expense Paid	9 Direct Defense and Cost Containment Expense Incurred	10 Direct Defense and Cost Containment Expense Unpaid	11 Commissions and Brokerage Expenses	12 Taxes, Licenses and Fees
	1 Direct Premiums Written	2 Direct Premiums Earned										
1. Fire.....	0	0	0	0	0	0	0	0	0	0	0	0
2.1 Allied lines.....	0	0	0	0	0	0	0	0	0	0	0	0
2.2 Multiple peril crop.....	0	0	0	0	0	0	0	0	0	0	0	0
2.3 Federal flood.....	0	0	0	0	0	0	0	0	0	0	0	0
2.4 Private crop.....	0	0	0	0	0	0	0	0	0	0	0	0
2.5 Private flood.....	0	0	0	0	0	0	0	0	0	0	0	0
3. Farmowners multiple peril.....	0	0	0	0	0	0	0	0	0	0	0	0
4. Homeowners multiple peril.....	0	0	0	0	0	0	0	0	0	0	0	0
5.1 Commercial multiple peril (non-liability portion).....	0	0	0	0	0	0	0	0	0	0	0	0
5.2 Commercial multiple peril (liability portion).....	0	0	0	0	0	0	0	0	0	0	0	0
6. Mortgage guaranty.....	0	0	0	0	0	0	0	0	0	0	0	0
8. Ocean marine.....	0	0	0	0	0	0	0	0	0	0	0	0
9. Inland marine.....	0	0	0	0	0	0	0	0	0	0	0	0
10. Financial guaranty.....	0	0	0	0	0	0	0	0	0	0	0	0
11. Medical professional liability.....	0	0	0	0	0	0	0	0	0	0	0	0
12. Earthquake.....	0	0	0	0	0	0	0	0	0	0	0	0
13. Group accident and health (b).....	0	0	0	0	0	0	0	0	0	0	0	0
14. Credit A&H (group and individual).....	0	0	0	0	0	0	0	0	0	0	0	0
15.1 Collectively renewable A&H (b).....	0	0	0	0	0	0	0	0	0	0	0	0
15.2 Non-cancelable A&H (b).....	0	0	0	0	0	0	0	0	0	0	0	0
15.3 Guaranteed renewable A&H (b).....	0	0	0	0	0	0	0	0	0	0	0	0
15.4 Non-renewable for stated reasons only (b).....	0	0	0	0	0	0	0	0	0	0	0	0
15.5 Other accident only.....	0	0	0	0	0	0	0	0	0	0	0	0
15.6 Medicare Title XVIII exempt from state taxes or fees.....	0	0	0	0	0	0	0	0	0	0	0	0
15.7 All other A&H (b).....	0	0	0	0	0	0	0	0	0	0	0	0
15.8 Federal employees health benefits plan premium.....	0	0	0	0	0	0	0	0	0	0	0	0
16. Workers' compensation.....	0	0	0	0	0	0	0	0	0	0	0	0
17.1 Other liability-occurrence.....	0	0	0	0	0	0	0	0	0	0	0	0
17.2 Other liability-claims-made.....	0	0	0	0	0	0	0	0	0	0	0	0
17.3 Excess workers' compensation.....	0	0	0	0	0	0	0	0	0	0	0	0
18. Products liability.....	0	0	0	0	0	0	0	0	0	0	0	0
19.1 Private passenger auto no-fault (personal injury protection).....	0	0	0	0	0	0	0	0	0	0	0	0
19.2 Other private passenger auto liability.....	0	0	0	0	0	0	0	0	0	0	0	0
19.3 Commercial auto no-fault (personal injury protection).....	0	0	0	0	0	0	0	0	0	0	0	0
19.4 Other commercial auto liability.....	0	0	0	0	0	0	0	0	0	0	0	0
21.1 Private passenger auto physical damage.....	0	0	0	0	0	0	0	0	0	0	0	0
21.2 Commercial auto physical damage.....	0	0	0	0	0	0	0	0	0	0	0	0
22. Aircraft (all perils).....	0	0	0	0	0	0	0	0	0	0	0	0
23. Fidelity.....	0	0	0	0	0	0	0	0	0	0	0	0
24. Surety.....	0	0	0	0	0	0	0	0	0	0	0	0
26. Burglary and theft.....	0	0	0	0	0	0	0	0	0	0	0	0
27. Boiler and machinery.....	0	0	0	0	0	0	0	0	0	0	0	0
28. Credit.....	0	0	0	0	0	0	0	0	0	0	0	0
30. Warranty.....	0	0	0	0	0	0	0	0	0	0	0	0
34. Aggregate write-ins for other lines of business.....	0	0	0	0	0	0	0	0	0	0	0	0
35. TOTALS (a).....	0	0	0	0	0	0	0	0	0	0	0	0

DETAILS OF WRITE-INS

3401.	0	0	0	0	0	0	0	0	0	0	0	0
3402.	0	0	0	0	0	0	0	0	0	0	0	0
3403.	0	0	0	0	0	0	0	0	0	0	0	0
3498. Summary of remaining write-ins for Line 34 from overflow page.....	0	0	0	0	0	0	0	0	0	0	0	0
3499. TOTALS (Lines 3401 through 3403 plus 3498) (Line 34 above).....	0	0	0	0	0	0	0	0	0	0	0	0

(a) Finance and service charges not included in Lines 1 to 35 \$.....0.

(b) For health business on indicated lines report: Number of persons insured under PPO managed care products.....0 and number of persons insured under indemnity only products.....0.

EXHIBIT OF PREMIUMS AND LOSSES (Statutory Page 14)



NAIC Group Code....0468 NAIC Company Code....10952

BUSINESS IN Other Alien # 76 DURING THE YEAR

Line of Business	Gross Premiums, Including Policy and Membership Fees, Less Return Premiums and Premiums on Policies not Taken		3 Dividends Paid or Credited to Policyholders on Direct Business	4 Direct Unearned Premium Reserves	5 Direct Losses Paid (deducting salvage)	6 Direct Losses Incurred	7 Direct Losses Unpaid	8 Direct Defense and Cost Containment Expense Paid	9 Direct Defense and Cost Containment Expense Incurred	10 Direct Defense and Cost Containment Expense Unpaid	11 Commissions and Brokerage Expenses	12 Taxes, Licenses and Fees
	1 Direct Premiums Written	2 Direct Premiums Earned										
1. Fire.....	0	0	0	0	0	0	0	0	0	0	0	0
2.1 Allied lines.....	0	0	0	0	0	0	0	0	0	0	0	0
2.2 Multiple peril crop.....	0	0	0	0	0	0	0	0	0	0	0	0
2.3 Federal flood.....	0	0	0	0	0	0	0	0	0	0	0	0
2.4 Private crop.....	0	0	0	0	0	0	0	0	0	0	0	0
2.5 Private flood.....	0	0	0	0	0	0	0	0	0	0	0	0
3. Farmowners multiple peril.....	0	0	0	0	0	0	0	0	0	0	0	0
4. Homeowners multiple peril.....	0	0	0	0	0	0	0	0	0	0	0	0
5.1 Commercial multiple peril (non-liability portion).....	0	0	0	0	0	0	0	0	0	0	0	0
5.2 Commercial multiple peril (liability portion).....	0	0	0	0	0	0	0	0	0	0	0	0
6. Mortgage guaranty.....	0	0	0	0	0	0	0	0	0	0	0	0
8. Ocean marine.....	0	0	0	0	0	0	0	0	0	0	0	0
9. Inland marine.....	0	0	0	0	0	0	0	0	0	0	0	0
10. Financial guaranty.....	0	0	0	0	0	0	0	0	0	0	0	0
11. Medical professional liability.....	0	0	0	0	0	0	0	0	0	0	0	0
12. Earthquake.....	0	0	0	0	0	0	0	0	0	0	0	0
13. Group accident and health (b).....	0	0	0	0	0	0	0	0	0	0	0	0
14. Credit A&H (group and individual).....	0	0	0	0	0	0	0	0	0	0	0	0
15.1 Collectively renewable A&H (b).....	0	0	0	0	0	0	0	0	0	0	0	0
15.2 Non-cancelable A&H (b).....	0	0	0	0	0	0	0	0	0	0	0	0
15.3 Guaranteed renewable A&H (b).....	0	0	0	0	0	0	0	0	0	0	0	0
15.4 Non-renewable for stated reasons only (b).....	0	0	0	0	0	0	0	0	0	0	0	0
15.5 Other accident only.....	0	0	0	0	0	0	0	0	0	0	0	0
15.6 Medicare Title XVIII exempt from state taxes or fees.....	0	0	0	0	0	0	0	0	0	0	0	0
15.7 All other A&H (b).....	0	0	0	0	0	0	0	0	0	0	0	0
15.8 Federal employees health benefits plan premium.....	0	0	0	0	0	0	0	0	0	0	0	0
16. Workers' compensation.....	0	0	0	0	0	0	0	0	0	0	0	0
17.1 Other liability-occurrence.....	0	0	0	0	0	0	0	0	0	0	0	0
17.2 Other liability-claims-made.....	0	0	0	0	0	0	0	0	0	0	0	0
17.3 Excess workers' compensation.....	0	0	0	0	0	0	0	0	0	0	0	0
18. Products liability.....	0	0	0	0	0	0	0	0	0	0	0	0
19.1 Private passenger auto no-fault (personal injury protection).....	0	0	0	0	0	0	0	0	0	0	0	0
19.2 Other private passenger auto liability.....	0	0	0	0	0	0	0	0	0	0	0	0
19.3 Commercial auto no-fault (personal injury protection).....	0	0	0	0	0	0	0	0	0	0	0	0
19.4 Other commercial auto liability.....	0	0	0	0	0	0	0	0	0	0	0	0
21.1 Private passenger auto physical damage.....	0	0	0	0	0	0	0	0	0	0	0	0
21.2 Commercial auto physical damage.....	0	0	0	0	0	0	0	0	0	0	0	0
22. Aircraft (all perils).....	0	0	0	0	0	0	0	0	0	0	0	0
23. Fidelity.....	0	0	0	0	0	0	0	0	0	0	0	0
24. Surety.....	0	0	0	0	0	0	0	0	0	0	0	0
26. Burglary and theft.....	0	0	0	0	0	0	0	0	0	0	0	0
27. Boiler and machinery.....	0	0	0	0	0	0	0	0	0	0	0	0
28. Credit.....	0	0	0	0	0	0	0	0	0	0	0	0
30. Warranty.....	0	0	0	0	0	0	0	0	0	0	0	0
34. Aggregate write-ins for other lines of business.....	0	0	0	0	0	0	0	0	0	0	0	0
35. TOTALS (a).....	0	0	0	0	0	0	0	0	0	0	0	0

DETAILS OF WRITE-INS

3401.	0	0	0	0	0	0	0	0	0	0	0	0
3402.	0	0	0	0	0	0	0	0	0	0	0	0
3403.	0	0	0	0	0	0	0	0	0	0	0	0
3498. Summary of remaining write-ins for Line 34 from overflow page.....	0	0	0	0	0	0	0	0	0	0	0	0
3499. TOTALS (Lines 3401 through 3403 plus 3498) (Line 34 above).....	0	0	0	0	0	0	0	0	0	0	0	0

(a) Finance and service charges not included in Lines 1 to 35 \$.....0.

(b) For health business on indicated lines report: Number of persons insured under PPO managed care products.....0 and number of persons insured under indemnity only products.....0.

EXHIBIT OF PREMIUMS AND LOSSES (Statutory Page 14)



NAIC Group Code....0468 NAIC Company Code....10952

BUSINESS IN Other Alien # 77 DURING THE YEAR

Line of Business	Gross Premiums, Including Policy and Membership Fees, Less Return Premiums and Premiums on Policies not Taken		3 Dividends Paid or Credited to Policyholders on Direct Business	4 Direct Unearned Premium Reserves	5 Direct Losses Paid (deducting salvage)	6 Direct Losses Incurred	7 Direct Losses Unpaid	8 Direct Defense and Cost Containment Expense Paid	9 Direct Defense and Cost Containment Expense Incurred	10 Direct Defense and Cost Containment Expense Unpaid	11 Commissions and Brokerage Expenses	12 Taxes, Licenses and Fees
	1 Direct Premiums Written	2 Direct Premiums Earned										
1. Fire.....	0	0	0	0	0	0	0	0	0	0	0	0
2.1 Allied lines.....	0	0	0	0	0	0	0	0	0	0	0	0
2.2 Multiple peril crop.....	0	0	0	0	0	0	0	0	0	0	0	0
2.3 Federal flood.....	0	0	0	0	0	0	0	0	0	0	0	0
2.4 Private crop.....	0	0	0	0	0	0	0	0	0	0	0	0
2.5 Private flood.....	0	0	0	0	0	0	0	0	0	0	0	0
3. Farmowners multiple peril.....	0	0	0	0	0	0	0	0	0	0	0	0
4. Homeowners multiple peril.....	0	0	0	0	0	0	0	0	0	0	0	0
5.1 Commercial multiple peril (non-liability portion).....	0	0	0	0	0	0	0	0	0	0	0	0
5.2 Commercial multiple peril (liability portion).....	0	0	0	0	0	0	0	0	0	0	0	0
6. Mortgage guaranty.....	0	0	0	0	0	0	0	0	0	0	0	0
8. Ocean marine.....	0	0	0	0	0	0	0	0	0	0	0	0
9. Inland marine.....	0	0	0	0	0	0	0	0	0	0	0	0
10. Financial guaranty.....	0	0	0	0	0	0	0	0	0	0	0	0
11. Medical professional liability.....	0	0	0	0	0	0	0	0	0	0	0	0
12. Earthquake.....	0	0	0	0	0	0	0	0	0	0	0	0
13. Group accident and health (b).....	0	0	0	0	0	0	0	0	0	0	0	0
14. Credit A&H (group and individual).....	0	0	0	0	0	0	0	0	0	0	0	0
15.1 Collectively renewable A&H (b).....	0	0	0	0	0	0	0	0	0	0	0	0
15.2 Non-cancelable A&H (b).....	0	0	0	0	0	0	0	0	0	0	0	0
15.3 Guaranteed renewable A&H (b).....	0	0	0	0	0	0	0	0	0	0	0	0
15.4 Non-renewable for stated reasons only (b).....	0	0	0	0	0	0	0	0	0	0	0	0
15.5 Other accident only.....	0	0	0	0	0	0	0	0	0	0	0	0
15.6 Medicare Title XVIII exempt from state taxes or fees.....	0	0	0	0	0	0	0	0	0	0	0	0
15.7 All other A&H (b).....	0	0	0	0	0	0	0	0	0	0	0	0
15.8 Federal employees health benefits plan premium.....	0	0	0	0	0	0	0	0	0	0	0	0
16. Workers' compensation.....	0	0	0	0	0	0	0	0	0	0	0	0
17.1 Other liability-occurrence.....	0	0	0	0	0	0	0	0	0	0	0	0
17.2 Other liability-claims-made.....	0	0	0	0	0	0	0	0	0	0	0	0
17.3 Excess workers' compensation.....	0	0	0	0	0	0	0	0	0	0	0	0
18. Products liability.....	0	0	0	0	0	0	0	0	0	0	0	0
19.1 Private passenger auto no-fault (personal injury protection).....	0	0	0	0	0	0	0	0	0	0	0	0
19.2 Other private passenger auto liability.....	0	0	0	0	0	0	0	0	0	0	0	0
19.3 Commercial auto no-fault (personal injury protection).....	0	0	0	0	0	0	0	0	0	0	0	0
19.4 Other commercial auto liability.....	0	0	0	0	0	0	0	0	0	0	0	0
21.1 Private passenger auto physical damage.....	0	0	0	0	0	0	0	0	0	0	0	0
21.2 Commercial auto physical damage.....	0	0	0	0	0	0	0	0	0	0	0	0
22. Aircraft (all perils).....	0	0	0	0	0	0	0	0	0	0	0	0
23. Fidelity.....	0	0	0	0	0	0	0	0	0	0	0	0
24. Surety.....	0	0	0	0	0	0	0	0	0	0	0	0
26. Burglary and theft.....	0	0	0	0	0	0	0	0	0	0	0	0
27. Boiler and machinery.....	0	0	0	0	0	0	0	0	0	0	0	0
28. Credit.....	0	0	0	0	0	0	0	0	0	0	0	0
30. Warranty.....	0	0	0	0	0	0	0	0	0	0	0	0
34. Aggregate write-ins for other lines of business.....	0	0	0	0	0	0	0	0	0	0	0	0
35. TOTALS (a).....	0	0	0	0	0	0	0	0	0	0	0	0

DETAILS OF WRITE-INS

3401.	0	0	0	0	0	0	0	0	0	0	0	0
3402.	0	0	0	0	0	0	0	0	0	0	0	0
3403.	0	0	0	0	0	0	0	0	0	0	0	0
3498. Summary of remaining write-ins for Line 34 from overflow page.....	0	0	0	0	0	0	0	0	0	0	0	0
3499. TOTALS (Lines 3401 through 3403 plus 3498) (Line 34 above).....	0	0	0	0	0	0	0	0	0	0	0	0

(a) Finance and service charges not included in Lines 1 to 35 \$.....0.

(b) For health business on indicated lines report: Number of persons insured under PPO managed care products.....0 and number of persons insured under indemnity only products.....0.

EXHIBIT OF PREMIUMS AND LOSSES (Statutory Page 14)



NAIC Group Code....0468 NAIC Company Code....10952

BUSINESS IN Other Alien # 78 DURING THE YEAR

Line of Business	Gross Premiums, Including Policy and Membership Fees, Less Return Premiums and Premiums on Policies not Taken		3 Dividends Paid or Credited to Policyholders on Direct Business	4 Direct Unearned Premium Reserves	5 Direct Losses Paid (deducting salvage)	6 Direct Losses Incurred	7 Direct Losses Unpaid	8 Direct Defense and Cost Containment Expense Paid	9 Direct Defense and Cost Containment Expense Incurred	10 Direct Defense and Cost Containment Expense Unpaid	11 Commissions and Brokerage Expenses	12 Taxes, Licenses and Fees
	1 Direct Premiums Written	2 Direct Premiums Earned										
1. Fire.....	0	0	0	0	0	0	0	0	0	0	0	0
2.1 Allied lines.....	0	0	0	0	0	0	0	0	0	0	0	0
2.2 Multiple peril crop.....	0	0	0	0	0	0	0	0	0	0	0	0
2.3 Federal flood.....	0	0	0	0	0	0	0	0	0	0	0	0
2.4 Private crop.....	0	0	0	0	0	0	0	0	0	0	0	0
2.5 Private flood.....	0	0	0	0	0	0	0	0	0	0	0	0
3. Farmowners multiple peril.....	0	0	0	0	0	0	0	0	0	0	0	0
4. Homeowners multiple peril.....	0	0	0	0	0	0	0	0	0	0	0	0
5.1 Commercial multiple peril (non-liability portion).....	0	0	0	0	0	0	0	0	0	0	0	0
5.2 Commercial multiple peril (liability portion).....	0	0	0	0	0	0	0	0	0	0	0	0
6. Mortgage guaranty.....	0	0	0	0	0	0	0	0	0	0	0	0
8. Ocean marine.....	0	0	0	0	0	0	0	0	0	0	0	0
9. Inland marine.....	0	0	0	0	0	0	0	0	0	0	0	0
10. Financial guaranty.....	0	0	0	0	0	0	0	0	0	0	0	0
11. Medical professional liability.....	0	0	0	0	0	0	0	0	0	0	0	0
12. Earthquake.....	0	0	0	0	0	0	0	0	0	0	0	0
13. Group accident and health (b).....	0	0	0	0	0	0	0	0	0	0	0	0
14. Credit A&H (group and individual).....	0	0	0	0	0	0	0	0	0	0	0	0
15.1 Collectively renewable A&H (b).....	0	0	0	0	0	0	0	0	0	0	0	0
15.2 Non-cancelable A&H (b).....	0	0	0	0	0	0	0	0	0	0	0	0
15.3 Guaranteed renewable A&H (b).....	0	0	0	0	0	0	0	0	0	0	0	0
15.4 Non-renewable for stated reasons only (b).....	0	0	0	0	0	0	0	0	0	0	0	0
15.5 Other accident only.....	0	0	0	0	0	0	0	0	0	0	0	0
15.6 Medicare Title XVIII exempt from state taxes or fees.....	0	0	0	0	0	0	0	0	0	0	0	0
15.7 All other A&H (b).....	0	0	0	0	0	0	0	0	0	0	0	0
15.8 Federal employees health benefits plan premium.....	0	0	0	0	0	0	0	0	0	0	0	0
16. Workers' compensation.....	0	0	0	0	0	0	0	0	0	0	0	0
17.1 Other liability-occurrence.....	0	0	0	0	0	0	0	0	0	0	0	0
17.2 Other liability-claims-made.....	0	0	0	0	0	0	0	0	0	0	0	0
17.3 Excess workers' compensation.....	0	0	0	0	0	0	0	0	0	0	0	0
18. Products liability.....	0	0	0	0	0	0	0	0	0	0	0	0
19.1 Private passenger auto no-fault (personal injury protection).....	0	0	0	0	0	0	0	0	0	0	0	0
19.2 Other private passenger auto liability.....	0	0	0	0	0	0	0	0	0	0	0	0
19.3 Commercial auto no-fault (personal injury protection).....	0	0	0	0	0	0	0	0	0	0	0	0
19.4 Other commercial auto liability.....	0	0	0	0	0	0	0	0	0	0	0	0
21.1 Private passenger auto physical damage.....	0	0	0	0	0	0	0	0	0	0	0	0
21.2 Commercial auto physical damage.....	0	0	0	0	0	0	0	0	0	0	0	0
22. Aircraft (all perils).....	0	0	0	0	0	0	0	0	0	0	0	0
23. Fidelity.....	0	0	0	0	0	0	0	0	0	0	0	0
24. Surety.....	0	0	0	0	0	0	0	0	0	0	0	0
26. Burglary and theft.....	0	0	0	0	0	0	0	0	0	0	0	0
27. Boiler and machinery.....	0	0	0	0	0	0	0	0	0	0	0	0
28. Credit.....	0	0	0	0	0	0	0	0	0	0	0	0
30. Warranty.....	0	0	0	0	0	0	0	0	0	0	0	0
34. Aggregate write-ins for other lines of business.....	0	0	0	0	0	0	0	0	0	0	0	0
35. TOTALS (a).....	0	0	0	0	0	0	0	0	0	0	0	0

DETAILS OF WRITE-INS

3401.	0	0	0	0	0	0	0	0	0	0	0	0
3402.	0	0	0	0	0	0	0	0	0	0	0	0
3403.	0	0	0	0	0	0	0	0	0	0	0	0
3498. Summary of remaining write-ins for Line 34 from overflow page.....	0	0	0	0	0	0	0	0	0	0	0	0
3499. TOTALS (Lines 3401 through 3403 plus 3498) (Line 34 above).....	0	0	0	0	0	0	0	0	0	0	0	0

(a) Finance and service charges not included in Lines 1 to 35 \$.....0.

(b) For health business on indicated lines report: Number of persons insured under PPO managed care products.....0 and number of persons insured under indemnity only products.....0.

EXHIBIT OF PREMIUMS AND LOSSES (Statutory Page 14)



NAIC Group Code....0468 NAIC Company Code....10952

BUSINESS IN Other Alien # 79 DURING THE YEAR

Line of Business	Gross Premiums, Including Policy and Membership Fees, Less Return Premiums and Premiums on Policies not Taken		3 Dividends Paid or Credited to Policyholders on Direct Business	4 Direct Unearned Premium Reserves	5 Direct Losses Paid (deducting salvage)	6 Direct Losses Incurred	7 Direct Losses Unpaid	8 Direct Defense and Cost Containment Expense Paid	9 Direct Defense and Cost Containment Expense Incurred	10 Direct Defense and Cost Containment Expense Unpaid	11 Commissions and Brokerage Expenses	12 Taxes, Licenses and Fees
	1 Direct Premiums Written	2 Direct Premiums Earned										
1. Fire.....	0	0	0	0	0	0	0	0	0	0	0	0
2.1 Allied lines.....	0	0	0	0	0	0	0	0	0	0	0	0
2.2 Multiple peril crop.....	0	0	0	0	0	0	0	0	0	0	0	0
2.3 Federal flood.....	0	0	0	0	0	0	0	0	0	0	0	0
2.4 Private crop.....	0	0	0	0	0	0	0	0	0	0	0	0
2.5 Private flood.....	0	0	0	0	0	0	0	0	0	0	0	0
3. Farmowners multiple peril.....	0	0	0	0	0	0	0	0	0	0	0	0
4. Homeowners multiple peril.....	0	0	0	0	0	0	0	0	0	0	0	0
5.1 Commercial multiple peril (non-liability portion).....	0	0	0	0	0	0	0	0	0	0	0	0
5.2 Commercial multiple peril (liability portion).....	0	0	0	0	0	0	0	0	0	0	0	0
6. Mortgage guaranty.....	0	0	0	0	0	0	0	0	0	0	0	0
8. Ocean marine.....	0	0	0	0	0	0	0	0	0	0	0	0
9. Inland marine.....	0	0	0	0	0	0	0	0	0	0	0	0
10. Financial guaranty.....	0	0	0	0	0	0	0	0	0	0	0	0
11. Medical professional liability.....	0	0	0	0	0	0	0	0	0	0	0	0
12. Earthquake.....	0	0	0	0	0	0	0	0	0	0	0	0
13. Group accident and health (b).....	0	0	0	0	0	0	0	0	0	0	0	0
14. Credit A&H (group and individual).....	0	0	0	0	0	0	0	0	0	0	0	0
15.1 Collectively renewable A&H (b).....	0	0	0	0	0	0	0	0	0	0	0	0
15.2 Non-cancelable A&H (b).....	0	0	0	0	0	0	0	0	0	0	0	0
15.3 Guaranteed renewable A&H (b).....	0	0	0	0	0	0	0	0	0	0	0	0
15.4 Non-renewable for stated reasons only (b).....	0	0	0	0	0	0	0	0	0	0	0	0
15.5 Other accident only.....	0	0	0	0	0	0	0	0	0	0	0	0
15.6 Medicare Title XVIII exempt from state taxes or fees.....	0	0	0	0	0	0	0	0	0	0	0	0
15.7 All other A&H (b).....	0	0	0	0	0	0	0	0	0	0	0	0
15.8 Federal employees health benefits plan premium.....	0	0	0	0	0	0	0	0	0	0	0	0
16. Workers' compensation.....	0	0	0	0	0	0	0	0	0	0	0	0
17.1 Other liability-occurrence.....	0	0	0	0	0	0	0	0	0	0	0	0
17.2 Other liability-claims-made.....	0	0	0	0	0	0	0	0	0	0	0	0
17.3 Excess workers' compensation.....	0	0	0	0	0	0	0	0	0	0	0	0
18. Products liability.....	0	0	0	0	0	0	0	0	0	0	0	0
19.1 Private passenger auto no-fault (personal injury protection).....	0	0	0	0	0	0	0	0	0	0	0	0
19.2 Other private passenger auto liability.....	0	0	0	0	0	0	0	0	0	0	0	0
19.3 Commercial auto no-fault (personal injury protection).....	0	0	0	0	0	0	0	0	0	0	0	0
19.4 Other commercial auto liability.....	0	0	0	0	0	0	0	0	0	0	0	0
21.1 Private passenger auto physical damage.....	0	0	0	0	0	0	0	0	0	0	0	0
21.2 Commercial auto physical damage.....	0	0	0	0	0	0	0	0	0	0	0	0
22. Aircraft (all perils).....	0	0	0	0	0	0	0	0	0	0	0	0
23. Fidelity.....	0	0	0	0	0	0	0	0	0	0	0	0
24. Surety.....	0	0	0	0	0	0	0	0	0	0	0	0
26. Burglary and theft.....	0	0	0	0	0	0	0	0	0	0	0	0
27. Boiler and machinery.....	0	0	0	0	0	0	0	0	0	0	0	0
28. Credit.....	0	0	0	0	0	0	0	0	0	0	0	0
30. Warranty.....	0	0	0	0	0	0	0	0	0	0	0	0
34. Aggregate write-ins for other lines of business.....	0	0	0	0	0	0	0	0	0	0	0	0
35. TOTALS (a).....	0	0	0	0	0	0	0	0	0	0	0	0

DETAILS OF WRITE-INS

3401.	0	0	0	0	0	0	0	0	0	0	0	0
3402.	0	0	0	0	0	0	0	0	0	0	0	0
3403.	0	0	0	0	0	0	0	0	0	0	0	0
3498. Summary of remaining write-ins for Line 34 from overflow page.....	0	0	0	0	0	0	0	0	0	0	0	0
3499. TOTALS (Lines 3401 through 3403 plus 3498) (Line 34 above).....	0	0	0	0	0	0	0	0	0	0	0	0

(a) Finance and service charges not included in Lines 1 to 35 \$.....0.

(b) For health business on indicated lines report: Number of persons insured under PPO managed care products.....0 and number of persons insured under indemnity only products.....0.

EXHIBIT OF PREMIUMS AND LOSSES (Statutory Page 14)



NAIC Group Code....0468 NAIC Company Code....10952

BUSINESS IN Other Alien # 80 DURING THE YEAR

Line of Business	Gross Premiums, Including Policy and Membership Fees, Less Return Premiums and Premiums on Policies not Taken		3 Dividends Paid or Credited to Policyholders on Direct Business	4 Direct Unearned Premium Reserves	5 Direct Losses Paid (deducting salvage)	6 Direct Losses Incurred	7 Direct Losses Unpaid	8 Direct Defense and Cost Containment Expense Paid	9 Direct Defense and Cost Containment Expense Incurred	10 Direct Defense and Cost Containment Expense Unpaid	11 Commissions and Brokerage Expenses	12 Taxes, Licenses and Fees
	1 Direct Premiums Written	2 Direct Premiums Earned										
1. Fire.....	0	0	0	0	0	0	0	0	0	0	0	0
2.1 Allied lines.....	0	0	0	0	0	0	0	0	0	0	0	0
2.2 Multiple peril crop.....	0	0	0	0	0	0	0	0	0	0	0	0
2.3 Federal flood.....	0	0	0	0	0	0	0	0	0	0	0	0
2.4 Private crop.....	0	0	0	0	0	0	0	0	0	0	0	0
2.5 Private flood.....	0	0	0	0	0	0	0	0	0	0	0	0
3. Farmowners multiple peril.....	0	0	0	0	0	0	0	0	0	0	0	0
4. Homeowners multiple peril.....	0	0	0	0	0	0	0	0	0	0	0	0
5.1 Commercial multiple peril (non-liability portion).....	0	0	0	0	0	0	0	0	0	0	0	0
5.2 Commercial multiple peril (liability portion).....	0	0	0	0	0	0	0	0	0	0	0	0
6. Mortgage guaranty.....	0	0	0	0	0	0	0	0	0	0	0	0
8. Ocean marine.....	0	0	0	0	0	0	0	0	0	0	0	0
9. Inland marine.....	0	0	0	0	0	0	0	0	0	0	0	0
10. Financial guaranty.....	0	0	0	0	0	0	0	0	0	0	0	0
11. Medical professional liability.....	0	0	0	0	0	0	0	0	0	0	0	0
12. Earthquake.....	0	0	0	0	0	0	0	0	0	0	0	0
13. Group accident and health (b).....	0	0	0	0	0	0	0	0	0	0	0	0
14. Credit A&H (group and individual).....	0	0	0	0	0	0	0	0	0	0	0	0
15.1 Collectively renewable A&H (b).....	0	0	0	0	0	0	0	0	0	0	0	0
15.2 Non-cancelable A&H (b).....	0	0	0	0	0	0	0	0	0	0	0	0
15.3 Guaranteed renewable A&H (b).....	0	0	0	0	0	0	0	0	0	0	0	0
15.4 Non-renewable for stated reasons only (b).....	0	0	0	0	0	0	0	0	0	0	0	0
15.5 Other accident only.....	0	0	0	0	0	0	0	0	0	0	0	0
15.6 Medicare Title XVIII exempt from state taxes or fees.....	0	0	0	0	0	0	0	0	0	0	0	0
15.7 All other A&H (b).....	0	0	0	0	0	0	0	0	0	0	0	0
15.8 Federal employees health benefits plan premium.....	0	0	0	0	0	0	0	0	0	0	0	0
16. Workers' compensation.....	0	0	0	0	0	0	0	0	0	0	0	0
17.1 Other liability-occurrence.....	0	0	0	0	0	0	0	0	0	0	0	0
17.2 Other liability-claims-made.....	0	0	0	0	0	0	0	0	0	0	0	0
17.3 Excess workers' compensation.....	0	0	0	0	0	0	0	0	0	0	0	0
18. Products liability.....	0	0	0	0	0	0	0	0	0	0	0	0
19.1 Private passenger auto no-fault (personal injury protection).....	0	0	0	0	0	0	0	0	0	0	0	0
19.2 Other private passenger auto liability.....	0	0	0	0	0	0	0	0	0	0	0	0
19.3 Commercial auto no-fault (personal injury protection).....	0	0	0	0	0	0	0	0	0	0	0	0
19.4 Other commercial auto liability.....	0	0	0	0	0	0	0	0	0	0	0	0
21.1 Private passenger auto physical damage.....	0	0	0	0	0	0	0	0	0	0	0	0
21.2 Commercial auto physical damage.....	0	0	0	0	0	0	0	0	0	0	0	0
22. Aircraft (all perils).....	0	0	0	0	0	0	0	0	0	0	0	0
23. Fidelity.....	0	0	0	0	0	0	0	0	0	0	0	0
24. Surety.....	0	0	0	0	0	0	0	0	0	0	0	0
26. Burglary and theft.....	0	0	0	0	0	0	0	0	0	0	0	0
27. Boiler and machinery.....	0	0	0	0	0	0	0	0	0	0	0	0
28. Credit.....	0	0	0	0	0	0	0	0	0	0	0	0
30. Warranty.....	0	0	0	0	0	0	0	0	0	0	0	0
34. Aggregate write-ins for other lines of business.....	0	0	0	0	0	0	0	0	0	0	0	0
35. TOTALS (a).....	0	0	0	0	0	0	0	0	0	0	0	0

DETAILS OF WRITE-INS

3401.	0	0	0	0	0	0	0	0	0	0	0	0
3402.	0	0	0	0	0	0	0	0	0	0	0	0
3403.	0	0	0	0	0	0	0	0	0	0	0	0
3498. Summary of remaining write-ins for Line 34 from overflow page.....	0	0	0	0	0	0	0	0	0	0	0	0
3499. TOTALS (Lines 3401 through 3403 plus 3498) (Line 34 above).....	0	0	0	0	0	0	0	0	0	0	0	0

(a) Finance and service charges not included in Lines 1 to 35 \$.....0.

(b) For health business on indicated lines report: Number of persons insured under PPO managed care products.....0 and number of persons insured under indemnity only products.....0.

EXHIBIT OF PREMIUMS AND LOSSES (Statutory Page 14)



NAIC Group Code....0468 NAIC Company Code....10952

BUSINESS IN Other Alien # 81 DURING THE YEAR

Line of Business	Gross Premiums, Including Policy and Membership Fees, Less Return Premiums and Premiums on Policies not Taken		3 Dividends Paid or Credited to Policyholders on Direct Business	4 Direct Unearned Premium Reserves	5 Direct Losses Paid (deducting salvage)	6 Direct Losses Incurred	7 Direct Losses Unpaid	8 Direct Defense and Cost Containment Expense Paid	9 Direct Defense and Cost Containment Expense Incurred	10 Direct Defense and Cost Containment Expense Unpaid	11 Commissions and Brokerage Expenses	12 Taxes, Licenses and Fees
	1 Direct Premiums Written	2 Direct Premiums Earned										
1. Fire.....	0	0	0	0	0	0	0	0	0	0	0	0
2.1 Allied lines.....	0	0	0	0	0	0	0	0	0	0	0	0
2.2 Multiple peril crop.....	0	0	0	0	0	0	0	0	0	0	0	0
2.3 Federal flood.....	0	0	0	0	0	0	0	0	0	0	0	0
2.4 Private crop.....	0	0	0	0	0	0	0	0	0	0	0	0
2.5 Private flood.....	0	0	0	0	0	0	0	0	0	0	0	0
3. Farmowners multiple peril.....	0	0	0	0	0	0	0	0	0	0	0	0
4. Homeowners multiple peril.....	0	0	0	0	0	0	0	0	0	0	0	0
5.1 Commercial multiple peril (non-liability portion).....	0	0	0	0	0	0	0	0	0	0	0	0
5.2 Commercial multiple peril (liability portion).....	0	0	0	0	0	0	0	0	0	0	0	0
6. Mortgage guaranty.....	0	0	0	0	0	0	0	0	0	0	0	0
8. Ocean marine.....	0	0	0	0	0	0	0	0	0	0	0	0
9. Inland marine.....	0	0	0	0	0	0	0	0	0	0	0	0
10. Financial guaranty.....	0	0	0	0	0	0	0	0	0	0	0	0
11. Medical professional liability.....	0	0	0	0	0	0	0	0	0	0	0	0
12. Earthquake.....	0	0	0	0	0	0	0	0	0	0	0	0
13. Group accident and health (b).....	0	0	0	0	0	0	0	0	0	0	0	0
14. Credit A&H (group and individual).....	0	0	0	0	0	0	0	0	0	0	0	0
15.1 Collectively renewable A&H (b).....	0	0	0	0	0	0	0	0	0	0	0	0
15.2 Non-cancelable A&H (b).....	0	0	0	0	0	0	0	0	0	0	0	0
15.3 Guaranteed renewable A&H (b).....	0	0	0	0	0	0	0	0	0	0	0	0
15.4 Non-renewable for stated reasons only (b).....	0	0	0	0	0	0	0	0	0	0	0	0
15.5 Other accident only.....	0	0	0	0	0	0	0	0	0	0	0	0
15.6 Medicare Title XVIII exempt from state taxes or fees.....	0	0	0	0	0	0	0	0	0	0	0	0
15.7 All other A&H (b).....	0	0	0	0	0	0	0	0	0	0	0	0
15.8 Federal employees health benefits plan premium.....	0	0	0	0	0	0	0	0	0	0	0	0
16. Workers' compensation.....	0	0	0	0	0	0	0	0	0	0	0	0
17.1 Other liability-occurrence.....	0	0	0	0	0	0	0	0	0	0	0	0
17.2 Other liability-claims-made.....	0	0	0	0	0	0	0	0	0	0	0	0
17.3 Excess workers' compensation.....	0	0	0	0	0	0	0	0	0	0	0	0
18. Products liability.....	0	0	0	0	0	0	0	0	0	0	0	0
19.1 Private passenger auto no-fault (personal injury protection).....	0	0	0	0	0	0	0	0	0	0	0	0
19.2 Other private passenger auto liability.....	0	0	0	0	0	0	0	0	0	0	0	0
19.3 Commercial auto no-fault (personal injury protection).....	0	0	0	0	0	0	0	0	0	0	0	0
19.4 Other commercial auto liability.....	0	0	0	0	0	0	0	0	0	0	0	0
21.1 Private passenger auto physical damage.....	0	0	0	0	0	0	0	0	0	0	0	0
21.2 Commercial auto physical damage.....	0	0	0	0	0	0	0	0	0	0	0	0
22. Aircraft (all perils).....	0	0	0	0	0	0	0	0	0	0	0	0
23. Fidelity.....	0	0	0	0	0	0	0	0	0	0	0	0
24. Surety.....	0	0	0	0	0	0	0	0	0	0	0	0
26. Burglary and theft.....	0	0	0	0	0	0	0	0	0	0	0	0
27. Boiler and machinery.....	0	0	0	0	0	0	0	0	0	0	0	0
28. Credit.....	0	0	0	0	0	0	0	0	0	0	0	0
30. Warranty.....	0	0	0	0	0	0	0	0	0	0	0	0
34. Aggregate write-ins for other lines of business.....	0	0	0	0	0	0	0	0	0	0	0	0
35. TOTALS (a).....	0	0	0	0	0	0	0	0	0	0	0	0

DETAILS OF WRITE-INS

3401.	0	0	0	0	0	0	0	0	0	0	0	0
3402.	0	0	0	0	0	0	0	0	0	0	0	0
3403.	0	0	0	0	0	0	0	0	0	0	0	0
3498. Summary of remaining write-ins for Line 34 from overflow page.....	0	0	0	0	0	0	0	0	0	0	0	0
3499. TOTALS (Lines 3401 through 3403 plus 3498) (Line 34 above).....	0	0	0	0	0	0	0	0	0	0	0	0

(a) Finance and service charges not included in Lines 1 to 35 \$.....0.

(b) For health business on indicated lines report: Number of persons insured under PPO managed care products.....0 and number of persons insured under indemnity only products.....0.

EXHIBIT OF PREMIUMS AND LOSSES (Statutory Page 14)



NAIC Group Code....0468 NAIC Company Code....10952

BUSINESS IN Other Alien # 82 DURING THE YEAR

Line of Business	Gross Premiums, Including Policy and Membership Fees, Less Return Premiums and Premiums on Policies not Taken		3 Dividends Paid or Credited to Policyholders on Direct Business	4 Direct Unearned Premium Reserves	5 Direct Losses Paid (deducting salvage)	6 Direct Losses Incurred	7 Direct Losses Unpaid	8 Direct Defense and Cost Containment Expense Paid	9 Direct Defense and Cost Containment Expense Incurred	10 Direct Defense and Cost Containment Expense Unpaid	11 Commissions and Brokerage Expenses	12 Taxes, Licenses and Fees
	1 Direct Premiums Written	2 Direct Premiums Earned										
1. Fire.....	0	0	0	0	0	0	0	0	0	0	0	0
2.1 Allied lines.....	0	0	0	0	0	0	0	0	0	0	0	0
2.2 Multiple peril crop.....	0	0	0	0	0	0	0	0	0	0	0	0
2.3 Federal flood.....	0	0	0	0	0	0	0	0	0	0	0	0
2.4 Private crop.....	0	0	0	0	0	0	0	0	0	0	0	0
2.5 Private flood.....	0	0	0	0	0	0	0	0	0	0	0	0
3. Farmowners multiple peril.....	0	0	0	0	0	0	0	0	0	0	0	0
4. Homeowners multiple peril.....	0	0	0	0	0	0	0	0	0	0	0	0
5.1 Commercial multiple peril (non-liability portion).....	0	0	0	0	0	0	0	0	0	0	0	0
5.2 Commercial multiple peril (liability portion).....	0	0	0	0	0	0	0	0	0	0	0	0
6. Mortgage guaranty.....	0	0	0	0	0	0	0	0	0	0	0	0
8. Ocean marine.....	0	0	0	0	0	0	0	0	0	0	0	0
9. Inland marine.....	0	0	0	0	0	0	0	0	0	0	0	0
10. Financial guaranty.....	0	0	0	0	0	0	0	0	0	0	0	0
11. Medical professional liability.....	0	0	0	0	0	0	0	0	0	0	0	0
12. Earthquake.....	0	0	0	0	0	0	0	0	0	0	0	0
13. Group accident and health (b).....	0	0	0	0	0	0	0	0	0	0	0	0
14. Credit A&H (group and individual).....	0	0	0	0	0	0	0	0	0	0	0	0
15.1 Collectively renewable A&H (b).....	0	0	0	0	0	0	0	0	0	0	0	0
15.2 Non-cancelable A&H (b).....	0	0	0	0	0	0	0	0	0	0	0	0
15.3 Guaranteed renewable A&H (b).....	0	0	0	0	0	0	0	0	0	0	0	0
15.4 Non-renewable for stated reasons only (b).....	0	0	0	0	0	0	0	0	0	0	0	0
15.5 Other accident only.....	0	0	0	0	0	0	0	0	0	0	0	0
15.6 Medicare Title XVIII exempt from state taxes or fees.....	0	0	0	0	0	0	0	0	0	0	0	0
15.7 All other A&H (b).....	0	0	0	0	0	0	0	0	0	0	0	0
15.8 Federal employees health benefits plan premium.....	0	0	0	0	0	0	0	0	0	0	0	0
16. Workers' compensation.....	0	0	0	0	0	0	0	0	0	0	0	0
17.1 Other liability-occurrence.....	0	0	0	0	0	0	0	0	0	0	0	0
17.2 Other liability-claims-made.....	0	0	0	0	0	0	0	0	0	0	0	0
17.3 Excess workers' compensation.....	0	0	0	0	0	0	0	0	0	0	0	0
18. Products liability.....	0	0	0	0	0	0	0	0	0	0	0	0
19.1 Private passenger auto no-fault (personal injury protection).....	0	0	0	0	0	0	0	0	0	0	0	0
19.2 Other private passenger auto liability.....	0	0	0	0	0	0	0	0	0	0	0	0
19.3 Commercial auto no-fault (personal injury protection).....	0	0	0	0	0	0	0	0	0	0	0	0
19.4 Other commercial auto liability.....	0	0	0	0	0	0	0	0	0	0	0	0
21.1 Private passenger auto physical damage.....	0	0	0	0	0	0	0	0	0	0	0	0
21.2 Commercial auto physical damage.....	0	0	0	0	0	0	0	0	0	0	0	0
22. Aircraft (all perils).....	0	0	0	0	0	0	0	0	0	0	0	0
23. Fidelity.....	0	0	0	0	0	0	0	0	0	0	0	0
24. Surety.....	0	0	0	0	0	0	0	0	0	0	0	0
26. Burglary and theft.....	0	0	0	0	0	0	0	0	0	0	0	0
27. Boiler and machinery.....	0	0	0	0	0	0	0	0	0	0	0	0
28. Credit.....	0	0	0	0	0	0	0	0	0	0	0	0
30. Warranty.....	0	0	0	0	0	0	0	0	0	0	0	0
34. Aggregate write-ins for other lines of business.....	0	0	0	0	0	0	0	0	0	0	0	0
35. TOTALS (a).....	0	0	0	0	0	0	0	0	0	0	0	0

DETAILS OF WRITE-INS

3401.	0	0	0	0	0	0	0	0	0	0	0	0
3402.	0	0	0	0	0	0	0	0	0	0	0	0
3403.	0	0	0	0	0	0	0	0	0	0	0	0
3498. Summary of remaining write-ins for Line 34 from overflow page.....	0	0	0	0	0	0	0	0	0	0	0	0
3499. TOTALS (Lines 3401 through 3403 plus 3498) (Line 34 above).....	0	0	0	0	0	0	0	0	0	0	0	0

(a) Finance and service charges not included in Lines 1 to 35 \$.....0.

(b) For health business on indicated lines report: Number of persons insured under PPO managed care products.....0 and number of persons insured under indemnity only products.....0.

EXHIBIT OF PREMIUMS AND LOSSES (Statutory Page 14)



NAIC Group Code....0468 NAIC Company Code....10952

BUSINESS IN Other Alien # 83 DURING THE YEAR

Line of Business	Gross Premiums, Including Policy and Membership Fees, Less Return Premiums and Premiums on Policies not Taken		3 Dividends Paid or Credited to Policyholders on Direct Business	4 Direct Unearned Premium Reserves	5 Direct Losses Paid (deducting salvage)	6 Direct Losses Incurred	7 Direct Losses Unpaid	8 Direct Defense and Cost Containment Expense Paid	9 Direct Defense and Cost Containment Expense Incurred	10 Direct Defense and Cost Containment Expense Unpaid	11 Commissions and Brokerage Expenses	12 Taxes, Licenses and Fees
	1 Direct Premiums Written	2 Direct Premiums Earned										
1. Fire.....	0	0	0	0	0	0	0	0	0	0	0	0
2.1 Allied lines.....	0	0	0	0	0	0	0	0	0	0	0	0
2.2 Multiple peril crop.....	0	0	0	0	0	0	0	0	0	0	0	0
2.3 Federal flood.....	0	0	0	0	0	0	0	0	0	0	0	0
2.4 Private crop.....	0	0	0	0	0	0	0	0	0	0	0	0
2.5 Private flood.....	0	0	0	0	0	0	0	0	0	0	0	0
3. Farmowners multiple peril.....	0	0	0	0	0	0	0	0	0	0	0	0
4. Homeowners multiple peril.....	0	0	0	0	0	0	0	0	0	0	0	0
5.1 Commercial multiple peril (non-liability portion).....	0	0	0	0	0	0	0	0	0	0	0	0
5.2 Commercial multiple peril (liability portion).....	0	0	0	0	0	0	0	0	0	0	0	0
6. Mortgage guaranty.....	0	0	0	0	0	0	0	0	0	0	0	0
8. Ocean marine.....	0	0	0	0	0	0	0	0	0	0	0	0
9. Inland marine.....	0	0	0	0	0	0	0	0	0	0	0	0
10. Financial guaranty.....	0	0	0	0	0	0	0	0	0	0	0	0
11. Medical professional liability.....	0	0	0	0	0	0	0	0	0	0	0	0
12. Earthquake.....	0	0	0	0	0	0	0	0	0	0	0	0
13. Group accident and health (b).....	0	0	0	0	0	0	0	0	0	0	0	0
14. Credit A&H (group and individual).....	0	0	0	0	0	0	0	0	0	0	0	0
15.1 Collectively renewable A&H (b).....	0	0	0	0	0	0	0	0	0	0	0	0
15.2 Non-cancelable A&H (b).....	0	0	0	0	0	0	0	0	0	0	0	0
15.3 Guaranteed renewable A&H (b).....	0	0	0	0	0	0	0	0	0	0	0	0
15.4 Non-renewable for stated reasons only (b).....	0	0	0	0	0	0	0	0	0	0	0	0
15.5 Other accident only.....	0	0	0	0	0	0	0	0	0	0	0	0
15.6 Medicare Title XVIII exempt from state taxes or fees.....	0	0	0	0	0	0	0	0	0	0	0	0
15.7 All other A&H (b).....	0	0	0	0	0	0	0	0	0	0	0	0
15.8 Federal employees health benefits plan premium.....	0	0	0	0	0	0	0	0	0	0	0	0
16. Workers' compensation.....	0	0	0	0	0	0	0	0	0	0	0	0
17.1 Other liability-occurrence.....	0	0	0	0	0	0	0	0	0	0	0	0
17.2 Other liability-claims-made.....	0	0	0	0	0	0	0	0	0	0	0	0
17.3 Excess workers' compensation.....	0	0	0	0	0	0	0	0	0	0	0	0
18. Products liability.....	0	0	0	0	0	0	0	0	0	0	0	0
19.1 Private passenger auto no-fault (personal injury protection).....	0	0	0	0	0	0	0	0	0	0	0	0
19.2 Other private passenger auto liability.....	0	0	0	0	0	0	0	0	0	0	0	0
19.3 Commercial auto no-fault (personal injury protection).....	0	0	0	0	0	0	0	0	0	0	0	0
19.4 Other commercial auto liability.....	0	0	0	0	0	0	0	0	0	0	0	0
21.1 Private passenger auto physical damage.....	0	0	0	0	0	0	0	0	0	0	0	0
21.2 Commercial auto physical damage.....	0	0	0	0	0	0	0	0	0	0	0	0
22. Aircraft (all perils).....	0	0	0	0	0	0	0	0	0	0	0	0
23. Fidelity.....	0	0	0	0	0	0	0	0	0	0	0	0
24. Surety.....	0	0	0	0	0	0	0	0	0	0	0	0
26. Burglary and theft.....	0	0	0	0	0	0	0	0	0	0	0	0
27. Boiler and machinery.....	0	0	0	0	0	0	0	0	0	0	0	0
28. Credit.....	0	0	0	0	0	0	0	0	0	0	0	0
30. Warranty.....	0	0	0	0	0	0	0	0	0	0	0	0
34. Aggregate write-ins for other lines of business.....	0	0	0	0	0	0	0	0	0	0	0	0
35. TOTALS (a).....	0	0	0	0	0	0	0	0	0	0	0	0

DETAILS OF WRITE-INS

3401.	0	0	0	0	0	0	0	0	0	0	0	0
3402.	0	0	0	0	0	0	0	0	0	0	0	0
3403.	0	0	0	0	0	0	0	0	0	0	0	0
3498. Summary of remaining write-ins for Line 34 from overflow page.....	0	0	0	0	0	0	0	0	0	0	0	0
3499. TOTALS (Lines 3401 through 3403 plus 3498) (Line 34 above).....	0	0	0	0	0	0	0	0	0	0	0	0

(a) Finance and service charges not included in Lines 1 to 35 \$.....0.

(b) For health business on indicated lines report: Number of persons insured under PPO managed care products.....0 and number of persons insured under indemnity only products.....0.

EXHIBIT OF PREMIUMS AND LOSSES (Statutory Page 14)



NAIC Group Code.....0468 NAIC Company Code....10952

BUSINESS IN Other Alien # 84 DURING THE YEAR

Line of Business	Gross Premiums, Including Policy and Membership Fees, Less Return Premiums and Premiums on Policies not Taken		3 Dividends Paid or Credited to Policyholders on Direct Business	4 Direct Unearned Premium Reserves	5 Direct Losses Paid (deducting salvage)	6 Direct Losses Incurred	7 Direct Losses Unpaid	8 Direct Defense and Cost Containment Expense Paid	9 Direct Defense and Cost Containment Expense Incurred	10 Direct Defense and Cost Containment Expense Unpaid	11 Commissions and Brokerage Expenses	12 Taxes, Licenses and Fees
	1 Direct Premiums Written	2 Direct Premiums Earned										
1. Fire.....	0	0	0	0	0	0	0	0	0	0	0	0
2.1 Allied lines.....	0	0	0	0	0	0	0	0	0	0	0	0
2.2 Multiple peril crop.....	0	0	0	0	0	0	0	0	0	0	0	0
2.3 Federal flood.....	0	0	0	0	0	0	0	0	0	0	0	0
2.4 Private crop.....	0	0	0	0	0	0	0	0	0	0	0	0
2.5 Private flood.....	0	0	0	0	0	0	0	0	0	0	0	0
3. Farmowners multiple peril.....	0	0	0	0	0	0	0	0	0	0	0	0
4. Homeowners multiple peril.....	0	0	0	0	0	0	0	0	0	0	0	0
5.1 Commercial multiple peril (non-liability portion).....	0	0	0	0	0	0	0	0	0	0	0	0
5.2 Commercial multiple peril (liability portion).....	0	0	0	0	0	0	0	0	0	0	0	0
6. Mortgage guaranty.....	0	0	0	0	0	0	0	0	0	0	0	0
8. Ocean marine.....	0	0	0	0	0	0	0	0	0	0	0	0
9. Inland marine.....	0	0	0	0	0	0	0	0	0	0	0	0
10. Financial guaranty.....	0	0	0	0	0	0	0	0	0	0	0	0
11. Medical professional liability.....	0	0	0	0	0	0	0	0	0	0	0	0
12. Earthquake.....	0	0	0	0	0	0	0	0	0	0	0	0
13. Group accident and health (b).....	0	0	0	0	0	0	0	0	0	0	0	0
14. Credit A&H (group and individual).....	0	0	0	0	0	0	0	0	0	0	0	0
15.1 Collectively renewable A&H (b).....	0	0	0	0	0	0	0	0	0	0	0	0
15.2 Non-cancelable A&H (b).....	0	0	0	0	0	0	0	0	0	0	0	0
15.3 Guaranteed renewable A&H (b).....	0	0	0	0	0	0	0	0	0	0	0	0
15.4 Non-renewable for stated reasons only (b).....	0	0	0	0	0	0	0	0	0	0	0	0
15.5 Other accident only.....	0	0	0	0	0	0	0	0	0	0	0	0
15.6 Medicare Title XVIII exempt from state taxes or fees.....	0	0	0	0	0	0	0	0	0	0	0	0
15.7 All other A&H (b).....	0	0	0	0	0	0	0	0	0	0	0	0
15.8 Federal employees health benefits plan premium.....	0	0	0	0	0	0	0	0	0	0	0	0
16. Workers' compensation.....	0	0	0	0	0	0	0	0	0	0	0	0
17.1 Other liability-occurrence.....	0	0	0	0	0	0	0	0	0	0	0	0
17.2 Other liability-claims-made.....	0	0	0	0	0	0	0	0	0	0	0	0
17.3 Excess workers' compensation.....	0	0	0	0	0	0	0	0	0	0	0	0
18. Products liability.....	0	0	0	0	0	0	0	0	0	0	0	0
19.1 Private passenger auto no-fault (personal injury protection).....	0	0	0	0	0	0	0	0	0	0	0	0
19.2 Other private passenger auto liability.....	0	0	0	0	0	0	0	0	0	0	0	0
19.3 Commercial auto no-fault (personal injury protection).....	0	0	0	0	0	0	0	0	0	0	0	0
19.4 Other commercial auto liability.....	0	0	0	0	0	0	0	0	0	0	0	0
21.1 Private passenger auto physical damage.....	0	0	0	0	0	0	0	0	0	0	0	0
21.2 Commercial auto physical damage.....	0	0	0	0	0	0	0	0	0	0	0	0
22. Aircraft (all perils).....	0	0	0	0	0	0	0	0	0	0	0	0
23. Fidelity.....	0	0	0	0	0	0	0	0	0	0	0	0
24. Surety.....	0	0	0	0	0	0	0	0	0	0	0	0
26. Burglary and theft.....	0	0	0	0	0	0	0	0	0	0	0	0
27. Boiler and machinery.....	0	0	0	0	0	0	0	0	0	0	0	0
28. Credit.....	0	0	0	0	0	0	0	0	0	0	0	0
30. Warranty.....	0	0	0	0	0	0	0	0	0	0	0	0
34. Aggregate write-ins for other lines of business.....	0	0	0	0	0	0	0	0	0	0	0	0
35. TOTALS (a).....	0	0	0	0	0	0	0	0	0	0	0	0

DETAILS OF WRITE-INS

3401.	0	0	0	0	0	0	0	0	0	0	0	0
3402.	0	0	0	0	0	0	0	0	0	0	0	0
3403.	0	0	0	0	0	0	0	0	0	0	0	0
3498. Summary of remaining write-ins for Line 34 from overflow page.....	0	0	0	0	0	0	0	0	0	0	0	0
3499. TOTALS (Lines 3401 through 3403 plus 3498) (Line 34 above).....	0	0	0	0	0	0	0	0	0	0	0	0

(a) Finance and service charges not included in Lines 1 to 35 \$.....0.
(b) For health business on indicated lines report: Number of persons insured under PPO managed care products.....0 and number of persons insured under indemnity only products.....0.

EXHIBIT OF PREMIUMS AND LOSSES (Statutory Page 14)



NAIC Group Code....0468 NAIC Company Code....10952

BUSINESS IN Other Alien # 85 DURING THE YEAR

Line of Business	Gross Premiums, Including Policy and Membership Fees, Less Return Premiums and Premiums on Policies not Taken		3 Dividends Paid or Credited to Policyholders on Direct Business	4 Direct Unearned Premium Reserves	5 Direct Losses Paid (deducting salvage)	6 Direct Losses Incurred	7 Direct Losses Unpaid	8 Direct Defense and Cost Containment Expense Paid	9 Direct Defense and Cost Containment Expense Incurred	10 Direct Defense and Cost Containment Expense Unpaid	11 Commissions and Brokerage Expenses	12 Taxes, Licenses and Fees
	1 Direct Premiums Written	2 Direct Premiums Earned										
1. Fire.....	0	0	0	0	0	0	0	0	0	0	0	0
2.1 Allied lines.....	0	0	0	0	0	0	0	0	0	0	0	0
2.2 Multiple peril crop.....	0	0	0	0	0	0	0	0	0	0	0	0
2.3 Federal flood.....	0	0	0	0	0	0	0	0	0	0	0	0
2.4 Private crop.....	0	0	0	0	0	0	0	0	0	0	0	0
2.5 Private flood.....	0	0	0	0	0	0	0	0	0	0	0	0
3. Farmowners multiple peril.....	0	0	0	0	0	0	0	0	0	0	0	0
4. Homeowners multiple peril.....	0	0	0	0	0	0	0	0	0	0	0	0
5.1 Commercial multiple peril (non-liability portion).....	0	0	0	0	0	0	0	0	0	0	0	0
5.2 Commercial multiple peril (liability portion).....	0	0	0	0	0	0	0	0	0	0	0	0
6. Mortgage guaranty.....	0	0	0	0	0	0	0	0	0	0	0	0
8. Ocean marine.....	0	0	0	0	0	0	0	0	0	0	0	0
9. Inland marine.....	0	0	0	0	0	0	0	0	0	0	0	0
10. Financial guaranty.....	0	0	0	0	0	0	0	0	0	0	0	0
11. Medical professional liability.....	0	0	0	0	0	0	0	0	0	0	0	0
12. Earthquake.....	0	0	0	0	0	0	0	0	0	0	0	0
13. Group accident and health (b).....	0	0	0	0	0	0	0	0	0	0	0	0
14. Credit A&H (group and individual).....	0	0	0	0	0	0	0	0	0	0	0	0
15.1 Collectively renewable A&H (b).....	0	0	0	0	0	0	0	0	0	0	0	0
15.2 Non-cancelable A&H (b).....	0	0	0	0	0	0	0	0	0	0	0	0
15.3 Guaranteed renewable A&H (b).....	0	0	0	0	0	0	0	0	0	0	0	0
15.4 Non-renewable for stated reasons only (b).....	0	0	0	0	0	0	0	0	0	0	0	0
15.5 Other accident only.....	0	0	0	0	0	0	0	0	0	0	0	0
15.6 Medicare Title XVIII exempt from state taxes or fees.....	0	0	0	0	0	0	0	0	0	0	0	0
15.7 All other A&H (b).....	0	0	0	0	0	0	0	0	0	0	0	0
15.8 Federal employees health benefits plan premium.....	0	0	0	0	0	0	0	0	0	0	0	0
16. Workers' compensation.....	0	0	0	0	0	0	0	0	0	0	0	0
17.1 Other liability-occurrence.....	0	0	0	0	0	0	0	0	0	0	0	0
17.2 Other liability-claims-made.....	0	0	0	0	0	0	0	0	0	0	0	0
17.3 Excess workers' compensation.....	0	0	0	0	0	0	0	0	0	0	0	0
18. Products liability.....	0	0	0	0	0	0	0	0	0	0	0	0
19.1 Private passenger auto no-fault (personal injury protection).....	0	0	0	0	0	0	0	0	0	0	0	0
19.2 Other private passenger auto liability.....	0	0	0	0	0	0	0	0	0	0	0	0
19.3 Commercial auto no-fault (personal injury protection).....	0	0	0	0	0	0	0	0	0	0	0	0
19.4 Other commercial auto liability.....	0	0	0	0	0	0	0	0	0	0	0	0
21.1 Private passenger auto physical damage.....	0	0	0	0	0	0	0	0	0	0	0	0
21.2 Commercial auto physical damage.....	0	0	0	0	0	0	0	0	0	0	0	0
22. Aircraft (all perils).....	0	0	0	0	0	0	0	0	0	0	0	0
23. Fidelity.....	0	0	0	0	0	0	0	0	0	0	0	0
24. Surety.....	0	0	0	0	0	0	0	0	0	0	0	0
26. Burglary and theft.....	0	0	0	0	0	0	0	0	0	0	0	0
27. Boiler and machinery.....	0	0	0	0	0	0	0	0	0	0	0	0
28. Credit.....	0	0	0	0	0	0	0	0	0	0	0	0
30. Warranty.....	0	0	0	0	0	0	0	0	0	0	0	0
34. Aggregate write-ins for other lines of business.....	0	0	0	0	0	0	0	0	0	0	0	0
35. TOTALS (a).....	0	0	0	0	0	0	0	0	0	0	0	0

DETAILS OF WRITE-INS

3401.	0	0	0	0	0	0	0	0	0	0	0	0
3402.	0	0	0	0	0	0	0	0	0	0	0	0
3403.	0	0	0	0	0	0	0	0	0	0	0	0
3498. Summary of remaining write-ins for Line 34 from overflow page.....	0	0	0	0	0	0	0	0	0	0	0	0
3499. TOTALS (Lines 3401 through 3403 plus 3498) (Line 34 above).....	0	0	0	0	0	0	0	0	0	0	0	0

(a) Finance and service charges not included in Lines 1 to 35 \$.....0.

(b) For health business on indicated lines report: Number of persons insured under PPO managed care products.....0 and number of persons insured under indemnity only products.....0.

EXHIBIT OF PREMIUMS AND LOSSES (Statutory Page 14)



NAIC Group Code....0468 NAIC Company Code....10952

BUSINESS IN Other Alien # 86 DURING THE YEAR

Line of Business	Gross Premiums, Including Policy and Membership Fees, Less Return Premiums and Premiums on Policies not Taken		3 Dividends Paid or Credited to Policyholders on Direct Business	4 Direct Unearned Premium Reserves	5 Direct Losses Paid (deducting salvage)	6 Direct Losses Incurred	7 Direct Losses Unpaid	8 Direct Defense and Cost Containment Expense Paid	9 Direct Defense and Cost Containment Expense Incurred	10 Direct Defense and Cost Containment Expense Unpaid	11 Commissions and Brokerage Expenses	12 Taxes, Licenses and Fees
	1 Direct Premiums Written	2 Direct Premiums Earned										
1. Fire.....	0	0	0	0	0	0	0	0	0	0	0	0
2.1 Allied lines.....	0	0	0	0	0	0	0	0	0	0	0	0
2.2 Multiple peril crop.....	0	0	0	0	0	0	0	0	0	0	0	0
2.3 Federal flood.....	0	0	0	0	0	0	0	0	0	0	0	0
2.4 Private crop.....	0	0	0	0	0	0	0	0	0	0	0	0
2.5 Private flood.....	0	0	0	0	0	0	0	0	0	0	0	0
3. Farmowners multiple peril.....	0	0	0	0	0	0	0	0	0	0	0	0
4. Homeowners multiple peril.....	0	0	0	0	0	0	0	0	0	0	0	0
5.1 Commercial multiple peril (non-liability portion).....	0	0	0	0	0	0	0	0	0	0	0	0
5.2 Commercial multiple peril (liability portion).....	0	0	0	0	0	0	0	0	0	0	0	0
6. Mortgage guaranty.....	0	0	0	0	0	0	0	0	0	0	0	0
8. Ocean marine.....	0	0	0	0	0	0	0	0	0	0	0	0
9. Inland marine.....	0	0	0	0	0	0	0	0	0	0	0	0
10. Financial guaranty.....	0	0	0	0	0	0	0	0	0	0	0	0
11. Medical professional liability.....	0	0	0	0	0	0	0	0	0	0	0	0
12. Earthquake.....	0	0	0	0	0	0	0	0	0	0	0	0
13. Group accident and health (b).....	0	0	0	0	0	0	0	0	0	0	0	0
14. Credit A&H (group and individual).....	0	0	0	0	0	0	0	0	0	0	0	0
15.1 Collectively renewable A&H (b).....	0	0	0	0	0	0	0	0	0	0	0	0
15.2 Non-cancelable A&H (b).....	0	0	0	0	0	0	0	0	0	0	0	0
15.3 Guaranteed renewable A&H (b).....	0	0	0	0	0	0	0	0	0	0	0	0
15.4 Non-renewable for stated reasons only (b).....	0	0	0	0	0	0	0	0	0	0	0	0
15.5 Other accident only.....	0	0	0	0	0	0	0	0	0	0	0	0
15.6 Medicare Title XVIII exempt from state taxes or fees.....	0	0	0	0	0	0	0	0	0	0	0	0
15.7 All other A&H (b).....	0	0	0	0	0	0	0	0	0	0	0	0
15.8 Federal employees health benefits plan premium.....	0	0	0	0	0	0	0	0	0	0	0	0
16. Workers' compensation.....	0	0	0	0	0	0	0	0	0	0	0	0
17.1 Other liability-occurrence.....	0	0	0	0	0	0	0	0	0	0	0	0
17.2 Other liability-claims-made.....	0	0	0	0	0	0	0	0	0	0	0	0
17.3 Excess workers' compensation.....	0	0	0	0	0	0	0	0	0	0	0	0
18. Products liability.....	0	0	0	0	0	0	0	0	0	0	0	0
19.1 Private passenger auto no-fault (personal injury protection).....	0	0	0	0	0	0	0	0	0	0	0	0
19.2 Other private passenger auto liability.....	0	0	0	0	0	0	0	0	0	0	0	0
19.3 Commercial auto no-fault (personal injury protection).....	0	0	0	0	0	0	0	0	0	0	0	0
19.4 Other commercial auto liability.....	0	0	0	0	0	0	0	0	0	0	0	0
21.1 Private passenger auto physical damage.....	0	0	0	0	0	0	0	0	0	0	0	0
21.2 Commercial auto physical damage.....	0	0	0	0	0	0	0	0	0	0	0	0
22. Aircraft (all perils).....	0	0	0	0	0	0	0	0	0	0	0	0
23. Fidelity.....	0	0	0	0	0	0	0	0	0	0	0	0
24. Surety.....	0	0	0	0	0	0	0	0	0	0	0	0
26. Burglary and theft.....	0	0	0	0	0	0	0	0	0	0	0	0
27. Boiler and machinery.....	0	0	0	0	0	0	0	0	0	0	0	0
28. Credit.....	0	0	0	0	0	0	0	0	0	0	0	0
30. Warranty.....	0	0	0	0	0	0	0	0	0	0	0	0
34. Aggregate write-ins for other lines of business.....	0	0	0	0	0	0	0	0	0	0	0	0
35. TOTALS (a).....	0	0	0	0	0	0	0	0	0	0	0	0

DETAILS OF WRITE-INS

3401.	0	0	0	0	0	0	0	0	0	0	0	0
3402.	0	0	0	0	0	0	0	0	0	0	0	0
3403.	0	0	0	0	0	0	0	0	0	0	0	0
3498. Summary of remaining write-ins for Line 34 from overflow page.....	0	0	0	0	0	0	0	0	0	0	0	0
3499. TOTALS (Lines 3401 through 3403 plus 3498) (Line 34 above).....	0	0	0	0	0	0	0	0	0	0	0	0

(a) Finance and service charges not included in Lines 1 to 35 \$.....0.

(b) For health business on indicated lines report: Number of persons insured under PPO managed care products.....0 and number of persons insured under indemnity only products.....0.

EXHIBIT OF PREMIUMS AND LOSSES (Statutory Page 14)



NAIC Group Code....0468 NAIC Company Code....10952

BUSINESS IN Other Alien # 87 DURING THE YEAR

Line of Business	Gross Premiums, Including Policy and Membership Fees, Less Return Premiums and Premiums on Policies not Taken		3 Dividends Paid or Credited to Policyholders on Direct Business	4 Direct Unearned Premium Reserves	5 Direct Losses Paid (deducting salvage)	6 Direct Losses Incurred	7 Direct Losses Unpaid	8 Direct Defense and Cost Containment Expense Paid	9 Direct Defense and Cost Containment Expense Incurred	10 Direct Defense and Cost Containment Expense Unpaid	11 Commissions and Brokerage Expenses	12 Taxes, Licenses and Fees
	1 Direct Premiums Written	2 Direct Premiums Earned										
1. Fire.....	0	0	0	0	0	0	0	0	0	0	0	0
2.1 Allied lines.....	0	0	0	0	0	0	0	0	0	0	0	0
2.2 Multiple peril crop.....	0	0	0	0	0	0	0	0	0	0	0	0
2.3 Federal flood.....	0	0	0	0	0	0	0	0	0	0	0	0
2.4 Private crop.....	0	0	0	0	0	0	0	0	0	0	0	0
2.5 Private flood.....	0	0	0	0	0	0	0	0	0	0	0	0
3. Farmowners multiple peril.....	0	0	0	0	0	0	0	0	0	0	0	0
4. Homeowners multiple peril.....	0	0	0	0	0	0	0	0	0	0	0	0
5.1 Commercial multiple peril (non-liability portion).....	0	0	0	0	0	0	0	0	0	0	0	0
5.2 Commercial multiple peril (liability portion).....	0	0	0	0	0	0	0	0	0	0	0	0
6. Mortgage guaranty.....	0	0	0	0	0	0	0	0	0	0	0	0
8. Ocean marine.....	0	0	0	0	0	0	0	0	0	0	0	0
9. Inland marine.....	0	0	0	0	0	0	0	0	0	0	0	0
10. Financial guaranty.....	0	0	0	0	0	0	0	0	0	0	0	0
11. Medical professional liability.....	0	0	0	0	0	0	0	0	0	0	0	0
12. Earthquake.....	0	0	0	0	0	0	0	0	0	0	0	0
13. Group accident and health (b).....	0	0	0	0	0	0	0	0	0	0	0	0
14. Credit A&H (group and individual).....	0	0	0	0	0	0	0	0	0	0	0	0
15.1 Collectively renewable A&H (b).....	0	0	0	0	0	0	0	0	0	0	0	0
15.2 Non-cancelable A&H (b).....	0	0	0	0	0	0	0	0	0	0	0	0
15.3 Guaranteed renewable A&H (b).....	0	0	0	0	0	0	0	0	0	0	0	0
15.4 Non-renewable for stated reasons only (b).....	0	0	0	0	0	0	0	0	0	0	0	0
15.5 Other accident only.....	0	0	0	0	0	0	0	0	0	0	0	0
15.6 Medicare Title XVIII exempt from state taxes or fees.....	0	0	0	0	0	0	0	0	0	0	0	0
15.7 All other A&H (b).....	0	0	0	0	0	0	0	0	0	0	0	0
15.8 Federal employees health benefits plan premium.....	0	0	0	0	0	0	0	0	0	0	0	0
16. Workers' compensation.....	0	0	0	0	0	0	0	0	0	0	0	0
17.1 Other liability-occurrence.....	0	0	0	0	0	0	0	0	0	0	0	0
17.2 Other liability-claims-made.....	0	0	0	0	0	0	0	0	0	0	0	0
17.3 Excess workers' compensation.....	0	0	0	0	0	0	0	0	0	0	0	0
18. Products liability.....	0	0	0	0	0	0	0	0	0	0	0	0
19.1 Private passenger auto no-fault (personal injury protection).....	0	0	0	0	0	0	0	0	0	0	0	0
19.2 Other private passenger auto liability.....	0	0	0	0	0	0	0	0	0	0	0	0
19.3 Commercial auto no-fault (personal injury protection).....	0	0	0	0	0	0	0	0	0	0	0	0
19.4 Other commercial auto liability.....	0	0	0	0	0	0	0	0	0	0	0	0
21.1 Private passenger auto physical damage.....	0	0	0	0	0	0	0	0	0	0	0	0
21.2 Commercial auto physical damage.....	0	0	0	0	0	0	0	0	0	0	0	0
22. Aircraft (all perils).....	0	0	0	0	0	0	0	0	0	0	0	0
23. Fidelity.....	0	0	0	0	0	0	0	0	0	0	0	0
24. Surety.....	0	0	0	0	0	0	0	0	0	0	0	0
26. Burglary and theft.....	0	0	0	0	0	0	0	0	0	0	0	0
27. Boiler and machinery.....	0	0	0	0	0	0	0	0	0	0	0	0
28. Credit.....	0	0	0	0	0	0	0	0	0	0	0	0
30. Warranty.....	0	0	0	0	0	0	0	0	0	0	0	0
34. Aggregate write-ins for other lines of business.....	0	0	0	0	0	0	0	0	0	0	0	0
35. TOTALS (a).....	0	0	0	0	0	0	0	0	0	0	0	0

DETAILS OF WRITE-INS

3401.	0	0	0	0	0	0	0	0	0	0	0	0
3402.	0	0	0	0	0	0	0	0	0	0	0	0
3403.	0	0	0	0	0	0	0	0	0	0	0	0
3498. Summary of remaining write-ins for Line 34 from overflow page.....	0	0	0	0	0	0	0	0	0	0	0	0
3499. TOTALS (Lines 3401 through 3403 plus 3498) (Line 34 above).....	0	0	0	0	0	0	0	0	0	0	0	0

(a) Finance and service charges not included in Lines 1 to 35 \$.....0.

(b) For health business on indicated lines report: Number of persons insured under PPO managed care products.....0 and number of persons insured under indemnity only products.....0.

EXHIBIT OF PREMIUMS AND LOSSES (Statutory Page 14)



NAIC Group Code....0468 NAIC Company Code....10952

BUSINESS IN Other Alien # 88 DURING THE YEAR

Line of Business	Gross Premiums, Including Policy and Membership Fees, Less Return Premiums and Premiums on Policies not Taken		3 Dividends Paid or Credited to Policyholders on Direct Business	4 Direct Unearned Premium Reserves	5 Direct Losses Paid (deducting salvage)	6 Direct Losses Incurred	7 Direct Losses Unpaid	8 Direct Defense and Cost Containment Expense Paid	9 Direct Defense and Cost Containment Expense Incurred	10 Direct Defense and Cost Containment Expense Unpaid	11 Commissions and Brokerage Expenses	12 Taxes, Licenses and Fees
	1 Direct Premiums Written	2 Direct Premiums Earned										
1. Fire.....	0	0	0	0	0	0	0	0	0	0	0	0
2.1 Allied lines.....	0	0	0	0	0	0	0	0	0	0	0	0
2.2 Multiple peril crop.....	0	0	0	0	0	0	0	0	0	0	0	0
2.3 Federal flood.....	0	0	0	0	0	0	0	0	0	0	0	0
2.4 Private crop.....	0	0	0	0	0	0	0	0	0	0	0	0
2.5 Private flood.....	0	0	0	0	0	0	0	0	0	0	0	0
3. Farmowners multiple peril.....	0	0	0	0	0	0	0	0	0	0	0	0
4. Homeowners multiple peril.....	0	0	0	0	0	0	0	0	0	0	0	0
5.1 Commercial multiple peril (non-liability portion).....	0	0	0	0	0	0	0	0	0	0	0	0
5.2 Commercial multiple peril (liability portion).....	0	0	0	0	0	0	0	0	0	0	0	0
6. Mortgage guaranty.....	0	0	0	0	0	0	0	0	0	0	0	0
8. Ocean marine.....	0	0	0	0	0	0	0	0	0	0	0	0
9. Inland marine.....	0	0	0	0	0	0	0	0	0	0	0	0
10. Financial guaranty.....	0	0	0	0	0	0	0	0	0	0	0	0
11. Medical professional liability.....	0	0	0	0	0	0	0	0	0	0	0	0
12. Earthquake.....	0	0	0	0	0	0	0	0	0	0	0	0
13. Group accident and health (b).....	0	0	0	0	0	0	0	0	0	0	0	0
14. Credit A&H (group and individual).....	0	0	0	0	0	0	0	0	0	0	0	0
15.1 Collectively renewable A&H (b).....	0	0	0	0	0	0	0	0	0	0	0	0
15.2 Non-cancelable A&H (b).....	0	0	0	0	0	0	0	0	0	0	0	0
15.3 Guaranteed renewable A&H (b).....	0	0	0	0	0	0	0	0	0	0	0	0
15.4 Non-renewable for stated reasons only (b).....	0	0	0	0	0	0	0	0	0	0	0	0
15.5 Other accident only.....	0	0	0	0	0	0	0	0	0	0	0	0
15.6 Medicare Title XVIII exempt from state taxes or fees.....	0	0	0	0	0	0	0	0	0	0	0	0
15.7 All other A&H (b).....	0	0	0	0	0	0	0	0	0	0	0	0
15.8 Federal employees health benefits plan premium.....	0	0	0	0	0	0	0	0	0	0	0	0
16. Workers' compensation.....	0	0	0	0	0	0	0	0	0	0	0	0
17.1 Other liability-occurrence.....	0	0	0	0	0	0	0	0	0	0	0	0
17.2 Other liability-claims-made.....	0	0	0	0	0	0	0	0	0	0	0	0
17.3 Excess workers' compensation.....	0	0	0	0	0	0	0	0	0	0	0	0
18. Products liability.....	0	0	0	0	0	0	0	0	0	0	0	0
19.1 Private passenger auto no-fault (personal injury protection).....	0	0	0	0	0	0	0	0	0	0	0	0
19.2 Other private passenger auto liability.....	0	0	0	0	0	0	0	0	0	0	0	0
19.3 Commercial auto no-fault (personal injury protection).....	0	0	0	0	0	0	0	0	0	0	0	0
19.4 Other commercial auto liability.....	0	0	0	0	0	0	0	0	0	0	0	0
21.1 Private passenger auto physical damage.....	0	0	0	0	0	0	0	0	0	0	0	0
21.2 Commercial auto physical damage.....	0	0	0	0	0	0	0	0	0	0	0	0
22. Aircraft (all perils).....	0	0	0	0	0	0	0	0	0	0	0	0
23. Fidelity.....	0	0	0	0	0	0	0	0	0	0	0	0
24. Surety.....	0	0	0	0	0	0	0	0	0	0	0	0
26. Burglary and theft.....	0	0	0	0	0	0	0	0	0	0	0	0
27. Boiler and machinery.....	0	0	0	0	0	0	0	0	0	0	0	0
28. Credit.....	0	0	0	0	0	0	0	0	0	0	0	0
30. Warranty.....	0	0	0	0	0	0	0	0	0	0	0	0
34. Aggregate write-ins for other lines of business.....	0	0	0	0	0	0	0	0	0	0	0	0
35. TOTALS (a).....	0	0	0	0	0	0	0	0	0	0	0	0

DETAILS OF WRITE-INS

3401.	0	0	0	0	0	0	0	0	0	0	0	0
3402.	0	0	0	0	0	0	0	0	0	0	0	0
3403.	0	0	0	0	0	0	0	0	0	0	0	0
3498. Summary of remaining write-ins for Line 34 from overflow page.....	0	0	0	0	0	0	0	0	0	0	0	0
3499. TOTALS (Lines 3401 through 3403 plus 3498) (Line 34 above).....	0	0	0	0	0	0	0	0	0	0	0	0

(a) Finance and service charges not included in Lines 1 to 35 \$.....0.

(b) For health business on indicated lines report: Number of persons insured under PPO managed care products.....0 and number of persons insured under indemnity only products.....0.

EXHIBIT OF PREMIUMS AND LOSSES (Statutory Page 14)



NAIC Group Code....0468 NAIC Company Code....10952

BUSINESS IN Other Alien # 89 DURING THE YEAR

19

Line of Business	Gross Premiums, Including Policy and Membership Fees, Less Return Premiums and Premiums on Policies not Taken		3 Dividends Paid or Credited to Policyholders on Direct Business	4 Direct Unearned Premium Reserves	5 Direct Losses Paid (deducting salvage)	6 Direct Losses Incurred	7 Direct Losses Unpaid	8 Direct Defense and Cost Containment Expense Paid	9 Direct Defense and Cost Containment Expense Incurred	10 Direct Defense and Cost Containment Expense Unpaid	11 Commissions and Brokerage Expenses	12 Taxes, Licenses and Fees
	1 Direct Premiums Written	2 Direct Premiums Earned										
1. Fire.....	0	0	0	0	0	0	0	0	0	0	0	0
2.1 Allied lines.....	0	0	0	0	0	0	0	0	0	0	0	0
2.2 Multiple peril crop.....	0	0	0	0	0	0	0	0	0	0	0	0
2.3 Federal flood.....	0	0	0	0	0	0	0	0	0	0	0	0
2.4 Private crop.....	0	0	0	0	0	0	0	0	0	0	0	0
2.5 Private flood.....	0	0	0	0	0	0	0	0	0	0	0	0
3. Farmowners multiple peril.....	0	0	0	0	0	0	0	0	0	0	0	0
4. Homeowners multiple peril.....	0	0	0	0	0	0	0	0	0	0	0	0
5.1 Commercial multiple peril (non-liability portion).....	0	0	0	0	0	0	0	0	0	0	0	0
5.2 Commercial multiple peril (liability portion).....	0	0	0	0	0	0	0	0	0	0	0	0
6. Mortgage guaranty.....	0	0	0	0	0	0	0	0	0	0	0	0
8. Ocean marine.....	0	0	0	0	0	0	0	0	0	0	0	0
9. Inland marine.....	0	0	0	0	0	0	0	0	0	0	0	0
10. Financial guaranty.....	0	0	0	0	0	0	0	0	0	0	0	0
11. Medical professional liability.....	0	0	0	0	0	0	0	0	0	0	0	0
12. Earthquake.....	0	0	0	0	0	0	0	0	0	0	0	0
13. Group accident and health (b).....	0	0	0	0	0	0	0	0	0	0	0	0
14. Credit A&H (group and individual).....	0	0	0	0	0	0	0	0	0	0	0	0
15.1 Collectively renewable A&H (b).....	0	0	0	0	0	0	0	0	0	0	0	0
15.2 Non-cancelable A&H (b).....	0	0	0	0	0	0	0	0	0	0	0	0
15.3 Guaranteed renewable A&H (b).....	0	0	0	0	0	0	0	0	0	0	0	0
15.4 Non-renewable for stated reasons only (b).....	0	0	0	0	0	0	0	0	0	0	0	0
15.5 Other accident only.....	0	0	0	0	0	0	0	0	0	0	0	0
15.6 Medicare Title XVIII exempt from state taxes or fees.....	0	0	0	0	0	0	0	0	0	0	0	0
15.7 All other A&H (b).....	0	0	0	0	0	0	0	0	0	0	0	0
15.8 Federal employees health benefits plan premium.....	0	0	0	0	0	0	0	0	0	0	0	0
16. Workers' compensation.....	0	0	0	0	0	0	0	0	0	0	0	0
17.1 Other liability-occurrence.....	0	0	0	0	0	0	0	0	0	0	0	0
17.2 Other liability-claims-made.....	0	0	0	0	0	0	0	0	0	0	0	0
17.3 Excess workers' compensation.....	0	0	0	0	0	0	0	0	0	0	0	0
18. Products liability.....	0	0	0	0	0	0	0	0	0	0	0	0
19.1 Private passenger auto no-fault (personal injury protection).....	0	0	0	0	0	0	0	0	0	0	0	0
19.2 Other private passenger auto liability.....	0	0	0	0	0	0	0	0	0	0	0	0
19.3 Commercial auto no-fault (personal injury protection).....	0	0	0	0	0	0	0	0	0	0	0	0
19.4 Other commercial auto liability.....	0	0	0	0	0	0	0	0	0	0	0	0
21.1 Private passenger auto physical damage.....	0	0	0	0	0	0	0	0	0	0	0	0
21.2 Commercial auto physical damage.....	0	0	0	0	0	0	0	0	0	0	0	0
22. Aircraft (all perils).....	0	0	0	0	0	0	0	0	0	0	0	0
23. Fidelity.....	0	0	0	0	0	0	0	0	0	0	0	0
24. Surety.....	0	0	0	0	0	0	0	0	0	0	0	0
26. Burglary and theft.....	0	0	0	0	0	0	0	0	0	0	0	0
27. Boiler and machinery.....	0	0	0	0	0	0	0	0	0	0	0	0
28. Credit.....	0	0	0	0	0	0	0	0	0	0	0	0
30. Warranty.....	0	0	0	0	0	0	0	0	0	0	0	0
34. Aggregate write-ins for other lines of business.....	0	0	0	0	0	0	0	0	0	0	0	0
35. TOTALS (a).....	0	0	0	0	0	0	0	0	0	0	0	0

DETAILS OF WRITE-INS

3401.	0	0	0	0	0	0	0	0	0	0	0	0
3402.	0	0	0	0	0	0	0	0	0	0	0	0
3403.	0	0	0	0	0	0	0	0	0	0	0	0
3498. Summary of remaining write-ins for Line 34 from overflow page.....	0	0	0	0	0	0	0	0	0	0	0	0
3499. TOTALS (Lines 3401 through 3403 plus 3498) (Line 34 above).....	0	0	0	0	0	0	0	0	0	0	0	0

(a) Finance and service charges not included in Lines 1 to 35 \$.....0.

(b) For health business on indicated lines report: Number of persons insured under PPO managed care products.....0 and number of persons insured under indemnity only products.....0.

EXHIBIT OF PREMIUMS AND LOSSES (Statutory Page 14)



NAIC Group Code....0468 NAIC Company Code....10952

BUSINESS IN Other Alien # 90 DURING THE YEAR

Line of Business	Gross Premiums, Including Policy and Membership Fees, Less Return Premiums and Premiums on Policies not Taken		3 Dividends Paid or Credited to Policyholders on Direct Business	4 Direct Unearned Premium Reserves	5 Direct Losses Paid (deducting salvage)	6 Direct Losses Incurred	7 Direct Losses Unpaid	8 Direct Defense and Cost Containment Expense Paid	9 Direct Defense and Cost Containment Expense Incurred	10 Direct Defense and Cost Containment Expense Unpaid	11 Commissions and Brokerage Expenses	12 Taxes, Licenses and Fees
	1 Direct Premiums Written	2 Direct Premiums Earned										
1. Fire.....	0	0	0	0	0	0	0	0	0	0	0	0
2.1 Allied lines.....	0	0	0	0	0	0	0	0	0	0	0	0
2.2 Multiple peril crop.....	0	0	0	0	0	0	0	0	0	0	0	0
2.3 Federal flood.....	0	0	0	0	0	0	0	0	0	0	0	0
2.4 Private crop.....	0	0	0	0	0	0	0	0	0	0	0	0
2.5 Private flood.....	0	0	0	0	0	0	0	0	0	0	0	0
3. Farmowners multiple peril.....	0	0	0	0	0	0	0	0	0	0	0	0
4. Homeowners multiple peril.....	0	0	0	0	0	0	0	0	0	0	0	0
5.1 Commercial multiple peril (non-liability portion).....	0	0	0	0	0	0	0	0	0	0	0	0
5.2 Commercial multiple peril (liability portion).....	0	0	0	0	0	0	0	0	0	0	0	0
6. Mortgage guaranty.....	0	0	0	0	0	0	0	0	0	0	0	0
8. Ocean marine.....	0	0	0	0	0	0	0	0	0	0	0	0
9. Inland marine.....	0	0	0	0	0	0	0	0	0	0	0	0
10. Financial guaranty.....	0	0	0	0	0	0	0	0	0	0	0	0
11. Medical professional liability.....	0	0	0	0	0	0	0	0	0	0	0	0
12. Earthquake.....	0	0	0	0	0	0	0	0	0	0	0	0
13. Group accident and health (b).....	0	0	0	0	0	0	0	0	0	0	0	0
14. Credit A&H (group and individual).....	0	0	0	0	0	0	0	0	0	0	0	0
15.1 Collectively renewable A&H (b).....	0	0	0	0	0	0	0	0	0	0	0	0
15.2 Non-cancelable A&H (b).....	0	0	0	0	0	0	0	0	0	0	0	0
15.3 Guaranteed renewable A&H (b).....	0	0	0	0	0	0	0	0	0	0	0	0
15.4 Non-renewable for stated reasons only (b).....	0	0	0	0	0	0	0	0	0	0	0	0
15.5 Other accident only.....	0	0	0	0	0	0	0	0	0	0	0	0
15.6 Medicare Title XVIII exempt from state taxes or fees.....	0	0	0	0	0	0	0	0	0	0	0	0
15.7 All other A&H (b).....	0	0	0	0	0	0	0	0	0	0	0	0
15.8 Federal employees health benefits plan premium.....	0	0	0	0	0	0	0	0	0	0	0	0
16. Workers' compensation.....	0	0	0	0	0	0	0	0	0	0	0	0
17.1 Other liability-occurrence.....	0	0	0	0	0	0	0	0	0	0	0	0
17.2 Other liability-claims-made.....	0	0	0	0	0	0	0	0	0	0	0	0
17.3 Excess workers' compensation.....	0	0	0	0	0	0	0	0	0	0	0	0
18. Products liability.....	0	0	0	0	0	0	0	0	0	0	0	0
19.1 Private passenger auto no-fault (personal injury protection).....	0	0	0	0	0	0	0	0	0	0	0	0
19.2 Other private passenger auto liability.....	0	0	0	0	0	0	0	0	0	0	0	0
19.3 Commercial auto no-fault (personal injury protection).....	0	0	0	0	0	0	0	0	0	0	0	0
19.4 Other commercial auto liability.....	0	0	0	0	0	0	0	0	0	0	0	0
21.1 Private passenger auto physical damage.....	0	0	0	0	0	0	0	0	0	0	0	0
21.2 Commercial auto physical damage.....	0	0	0	0	0	0	0	0	0	0	0	0
22. Aircraft (all perils).....	0	0	0	0	0	0	0	0	0	0	0	0
23. Fidelity.....	0	0	0	0	0	0	0	0	0	0	0	0
24. Surety.....	0	0	0	0	0	0	0	0	0	0	0	0
26. Burglary and theft.....	0	0	0	0	0	0	0	0	0	0	0	0
27. Boiler and machinery.....	0	0	0	0	0	0	0	0	0	0	0	0
28. Credit.....	0	0	0	0	0	0	0	0	0	0	0	0
30. Warranty.....	0	0	0	0	0	0	0	0	0	0	0	0
34. Aggregate write-ins for other lines of business.....	0	0	0	0	0	0	0	0	0	0	0	0
35. TOTALS (a).....	0	0	0	0	0	0	0	0	0	0	0	0

DETAILS OF WRITE-INS

3401.	0	0	0	0	0	0	0	0	0	0	0	0
3402.	0	0	0	0	0	0	0	0	0	0	0	0
3403.	0	0	0	0	0	0	0	0	0	0	0	0
3498. Summary of remaining write-ins for Line 34 from overflow page.....	0	0	0	0	0	0	0	0	0	0	0	0
3499. TOTALS (Lines 3401 through 3403 plus 3498) (Line 34 above).....	0	0	0	0	0	0	0	0	0	0	0	0

(a) Finance and service charges not included in Lines 1 to 35 \$.....0.

(b) For health business on indicated lines report: Number of persons insured under PPO managed care products.....0 and number of persons insured under indemnity only products.....0.

EXHIBIT OF PREMIUMS AND LOSSES (Statutory Page 14)



NAIC Group Code....0468 NAIC Company Code....10952

BUSINESS IN Other Alien # 91 DURING THE YEAR

Line of Business	Gross Premiums, Including Policy and Membership Fees, Less Return Premiums and Premiums on Policies not Taken		3 Dividends Paid or Credited to Policyholders on Direct Business	4 Direct Unearned Premium Reserves	5 Direct Losses Paid (deducting salvage)	6 Direct Losses Incurred	7 Direct Losses Unpaid	8 Direct Defense and Cost Containment Expense Paid	9 Direct Defense and Cost Containment Expense Incurred	10 Direct Defense and Cost Containment Expense Unpaid	11 Commissions and Brokerage Expenses	12 Taxes, Licenses and Fees
	1 Direct Premiums Written	2 Direct Premiums Earned										
1. Fire.....	0	0	0	0	0	0	0	0	0	0	0	0
2.1 Allied lines.....	0	0	0	0	0	0	0	0	0	0	0	0
2.2 Multiple peril crop.....	0	0	0	0	0	0	0	0	0	0	0	0
2.3 Federal flood.....	0	0	0	0	0	0	0	0	0	0	0	0
2.4 Private crop.....	0	0	0	0	0	0	0	0	0	0	0	0
2.5 Private flood.....	0	0	0	0	0	0	0	0	0	0	0	0
3. Farmowners multiple peril.....	0	0	0	0	0	0	0	0	0	0	0	0
4. Homeowners multiple peril.....	0	0	0	0	0	0	0	0	0	0	0	0
5.1 Commercial multiple peril (non-liability portion).....	0	0	0	0	0	0	0	0	0	0	0	0
5.2 Commercial multiple peril (liability portion).....	0	0	0	0	0	0	0	0	0	0	0	0
6. Mortgage guaranty.....	0	0	0	0	0	0	0	0	0	0	0	0
8. Ocean marine.....	0	0	0	0	0	0	0	0	0	0	0	0
9. Inland marine.....	0	0	0	0	0	0	0	0	0	0	0	0
10. Financial guaranty.....	0	0	0	0	0	0	0	0	0	0	0	0
11. Medical professional liability.....	0	0	0	0	0	0	0	0	0	0	0	0
12. Earthquake.....	0	0	0	0	0	0	0	0	0	0	0	0
13. Group accident and health (b).....	0	0	0	0	0	0	0	0	0	0	0	0
14. Credit A&H (group and individual).....	0	0	0	0	0	0	0	0	0	0	0	0
15.1 Collectively renewable A&H (b).....	0	0	0	0	0	0	0	0	0	0	0	0
15.2 Non-cancelable A&H (b).....	0	0	0	0	0	0	0	0	0	0	0	0
15.3 Guaranteed renewable A&H (b).....	0	0	0	0	0	0	0	0	0	0	0	0
15.4 Non-renewable for stated reasons only (b).....	0	0	0	0	0	0	0	0	0	0	0	0
15.5 Other accident only.....	0	0	0	0	0	0	0	0	0	0	0	0
15.6 Medicare Title XVIII exempt from state taxes or fees.....	0	0	0	0	0	0	0	0	0	0	0	0
15.7 All other A&H (b).....	0	0	0	0	0	0	0	0	0	0	0	0
15.8 Federal employees health benefits plan premium.....	0	0	0	0	0	0	0	0	0	0	0	0
16. Workers' compensation.....	0	0	0	0	0	0	0	0	0	0	0	0
17.1 Other liability-occurrence.....	0	0	0	0	0	0	0	0	0	0	0	0
17.2 Other liability-claims-made.....	0	0	0	0	0	0	0	0	0	0	0	0
17.3 Excess workers' compensation.....	0	0	0	0	0	0	0	0	0	0	0	0
18. Products liability.....	0	0	0	0	0	0	0	0	0	0	0	0
19.1 Private passenger auto no-fault (personal injury protection).....	0	0	0	0	0	0	0	0	0	0	0	0
19.2 Other private passenger auto liability.....	0	0	0	0	0	0	0	0	0	0	0	0
19.3 Commercial auto no-fault (personal injury protection).....	0	0	0	0	0	0	0	0	0	0	0	0
19.4 Other commercial auto liability.....	0	0	0	0	0	0	0	0	0	0	0	0
21.1 Private passenger auto physical damage.....	0	0	0	0	0	0	0	0	0	0	0	0
21.2 Commercial auto physical damage.....	0	0	0	0	0	0	0	0	0	0	0	0
22. Aircraft (all perils).....	0	0	0	0	0	0	0	0	0	0	0	0
23. Fidelity.....	0	0	0	0	0	0	0	0	0	0	0	0
24. Surety.....	0	0	0	0	0	0	0	0	0	0	0	0
26. Burglary and theft.....	0	0	0	0	0	0	0	0	0	0	0	0
27. Boiler and machinery.....	0	0	0	0	0	0	0	0	0	0	0	0
28. Credit.....	0	0	0	0	0	0	0	0	0	0	0	0
30. Warranty.....	0	0	0	0	0	0	0	0	0	0	0	0
34. Aggregate write-ins for other lines of business.....	0	0	0	0	0	0	0	0	0	0	0	0
35. TOTALS (a).....	0	0	0	0	0	0	0	0	0	0	0	0

DETAILS OF WRITE-INS

3401.	0	0	0	0	0	0	0	0	0	0	0	0
3402.	0	0	0	0	0	0	0	0	0	0	0	0
3403.	0	0	0	0	0	0	0	0	0	0	0	0
3498. Summary of remaining write-ins for Line 34 from overflow page.....	0	0	0	0	0	0	0	0	0	0	0	0
3499. TOTALS (Lines 3401 through 3403 plus 3498) (Line 34 above).....	0	0	0	0	0	0	0	0	0	0	0	0

(a) Finance and service charges not included in Lines 1 to 35 \$.....0.

(b) For health business on indicated lines report: Number of persons insured under PPO managed care products.....0 and number of persons insured under indemnity only products.....0.

EXHIBIT OF PREMIUMS AND LOSSES (Statutory Page 14)



NAIC Group Code....0468 NAIC Company Code....10952

BUSINESS IN Other Alien # 92 DURING THE YEAR

Line of Business	Gross Premiums, Including Policy and Membership Fees, Less Return Premiums and Premiums on Policies not Taken		3 Dividends Paid or Credited to Policyholders on Direct Business	4 Direct Unearned Premium Reserves	5 Direct Losses Paid (deducting salvage)	6 Direct Losses Incurred	7 Direct Losses Unpaid	8 Direct Defense and Cost Containment Expense Paid	9 Direct Defense and Cost Containment Expense Incurred	10 Direct Defense and Cost Containment Expense Unpaid	11 Commissions and Brokerage Expenses	12 Taxes, Licenses and Fees
	1 Direct Premiums Written	2 Direct Premiums Earned										
1. Fire.....	0	0	0	0	0	0	0	0	0	0	0	0
2.1 Allied lines.....	0	0	0	0	0	0	0	0	0	0	0	0
2.2 Multiple peril crop.....	0	0	0	0	0	0	0	0	0	0	0	0
2.3 Federal flood.....	0	0	0	0	0	0	0	0	0	0	0	0
2.4 Private crop.....	0	0	0	0	0	0	0	0	0	0	0	0
2.5 Private flood.....	0	0	0	0	0	0	0	0	0	0	0	0
3. Farmowners multiple peril.....	0	0	0	0	0	0	0	0	0	0	0	0
4. Homeowners multiple peril.....	0	0	0	0	0	0	0	0	0	0	0	0
5.1 Commercial multiple peril (non-liability portion).....	0	0	0	0	0	0	0	0	0	0	0	0
5.2 Commercial multiple peril (liability portion).....	0	0	0	0	0	0	0	0	0	0	0	0
6. Mortgage guaranty.....	0	0	0	0	0	0	0	0	0	0	0	0
8. Ocean marine.....	0	0	0	0	0	0	0	0	0	0	0	0
9. Inland marine.....	0	0	0	0	0	0	0	0	0	0	0	0
10. Financial guaranty.....	0	0	0	0	0	0	0	0	0	0	0	0
11. Medical professional liability.....	0	0	0	0	0	0	0	0	0	0	0	0
12. Earthquake.....	0	0	0	0	0	0	0	0	0	0	0	0
13. Group accident and health (b).....	0	0	0	0	0	0	0	0	0	0	0	0
14. Credit A&H (group and individual).....	0	0	0	0	0	0	0	0	0	0	0	0
15.1 Collectively renewable A&H (b).....	0	0	0	0	0	0	0	0	0	0	0	0
15.2 Non-cancelable A&H (b).....	0	0	0	0	0	0	0	0	0	0	0	0
15.3 Guaranteed renewable A&H (b).....	0	0	0	0	0	0	0	0	0	0	0	0
15.4 Non-renewable for stated reasons only (b).....	0	0	0	0	0	0	0	0	0	0	0	0
15.5 Other accident only.....	0	0	0	0	0	0	0	0	0	0	0	0
15.6 Medicare Title XVIII exempt from state taxes or fees.....	0	0	0	0	0	0	0	0	0	0	0	0
15.7 All other A&H (b).....	0	0	0	0	0	0	0	0	0	0	0	0
15.8 Federal employees health benefits plan premium.....	0	0	0	0	0	0	0	0	0	0	0	0
16. Workers' compensation.....	0	0	0	0	0	0	0	0	0	0	0	0
17.1 Other liability-occurrence.....	0	0	0	0	0	0	0	0	0	0	0	0
17.2 Other liability-claims-made.....	0	0	0	0	0	0	0	0	0	0	0	0
17.3 Excess workers' compensation.....	0	0	0	0	0	0	0	0	0	0	0	0
18. Products liability.....	0	0	0	0	0	0	0	0	0	0	0	0
19.1 Private passenger auto no-fault (personal injury protection).....	0	0	0	0	0	0	0	0	0	0	0	0
19.2 Other private passenger auto liability.....	0	0	0	0	0	0	0	0	0	0	0	0
19.3 Commercial auto no-fault (personal injury protection).....	0	0	0	0	0	0	0	0	0	0	0	0
19.4 Other commercial auto liability.....	0	0	0	0	0	0	0	0	0	0	0	0
21.1 Private passenger auto physical damage.....	0	0	0	0	0	0	0	0	0	0	0	0
21.2 Commercial auto physical damage.....	0	0	0	0	0	0	0	0	0	0	0	0
22. Aircraft (all perils).....	0	0	0	0	0	0	0	0	0	0	0	0
23. Fidelity.....	0	0	0	0	0	0	0	0	0	0	0	0
24. Surety.....	0	0	0	0	0	0	0	0	0	0	0	0
26. Burglary and theft.....	0	0	0	0	0	0	0	0	0	0	0	0
27. Boiler and machinery.....	0	0	0	0	0	0	0	0	0	0	0	0
28. Credit.....	0	0	0	0	0	0	0	0	0	0	0	0
30. Warranty.....	0	0	0	0	0	0	0	0	0	0	0	0
34. Aggregate write-ins for other lines of business.....	0	0	0	0	0	0	0	0	0	0	0	0
35. TOTALS (a).....	0	0	0	0	0	0	0	0	0	0	0	0

DETAILS OF WRITE-INS

3401.	0	0	0	0	0	0	0	0	0	0	0	0
3402.	0	0	0	0	0	0	0	0	0	0	0	0
3403.	0	0	0	0	0	0	0	0	0	0	0	0
3498. Summary of remaining write-ins for Line 34 from overflow page.....	0	0	0	0	0	0	0	0	0	0	0	0
3499. TOTALS (Lines 3401 through 3403 plus 3498) (Line 34 above).....	0	0	0	0	0	0	0	0	0	0	0	0

(a) Finance and service charges not included in Lines 1 to 35 \$.....0.

(b) For health business on indicated lines report: Number of persons insured under PPO managed care products.....0 and number of persons insured under indemnity only products.....0.

EXHIBIT OF PREMIUMS AND LOSSES (Statutory Page 14)



NAIC Group Code....0468 NAIC Company Code....10952

BUSINESS IN Other Alien # 93 DURING THE YEAR

Line of Business	Gross Premiums, Including Policy and Membership Fees, Less Return Premiums and Premiums on Policies not Taken		3 Dividends Paid or Credited to Policyholders on Direct Business	4 Direct Unearned Premium Reserves	5 Direct Losses Paid (deducting salvage)	6 Direct Losses Incurred	7 Direct Losses Unpaid	8 Direct Defense and Cost Containment Expense Paid	9 Direct Defense and Cost Containment Expense Incurred	10 Direct Defense and Cost Containment Expense Unpaid	11 Commissions and Brokerage Expenses	12 Taxes, Licenses and Fees
	1 Direct Premiums Written	2 Direct Premiums Earned										
1. Fire.....	0	0	0	0	0	0	0	0	0	0	0	0
2.1 Allied lines.....	0	0	0	0	0	0	0	0	0	0	0	0
2.2 Multiple peril crop.....	0	0	0	0	0	0	0	0	0	0	0	0
2.3 Federal flood.....	0	0	0	0	0	0	0	0	0	0	0	0
2.4 Private crop.....	0	0	0	0	0	0	0	0	0	0	0	0
2.5 Private flood.....	0	0	0	0	0	0	0	0	0	0	0	0
3. Farmowners multiple peril.....	0	0	0	0	0	0	0	0	0	0	0	0
4. Homeowners multiple peril.....	0	0	0	0	0	0	0	0	0	0	0	0
5.1 Commercial multiple peril (non-liability portion).....	0	0	0	0	0	0	0	0	0	0	0	0
5.2 Commercial multiple peril (liability portion).....	0	0	0	0	0	0	0	0	0	0	0	0
6. Mortgage guaranty.....	0	0	0	0	0	0	0	0	0	0	0	0
8. Ocean marine.....	0	0	0	0	0	0	0	0	0	0	0	0
9. Inland marine.....	0	0	0	0	0	0	0	0	0	0	0	0
10. Financial guaranty.....	0	0	0	0	0	0	0	0	0	0	0	0
11. Medical professional liability.....	0	0	0	0	0	0	0	0	0	0	0	0
12. Earthquake.....	0	0	0	0	0	0	0	0	0	0	0	0
13. Group accident and health (b).....	0	0	0	0	0	0	0	0	0	0	0	0
14. Credit A&H (group and individual).....	0	0	0	0	0	0	0	0	0	0	0	0
15.1 Collectively renewable A&H (b).....	0	0	0	0	0	0	0	0	0	0	0	0
15.2 Non-cancelable A&H (b).....	0	0	0	0	0	0	0	0	0	0	0	0
15.3 Guaranteed renewable A&H (b).....	0	0	0	0	0	0	0	0	0	0	0	0
15.4 Non-renewable for stated reasons only (b).....	0	0	0	0	0	0	0	0	0	0	0	0
15.5 Other accident only.....	0	0	0	0	0	0	0	0	0	0	0	0
15.6 Medicare Title XVIII exempt from state taxes or fees.....	0	0	0	0	0	0	0	0	0	0	0	0
15.7 All other A&H (b).....	0	0	0	0	0	0	0	0	0	0	0	0
15.8 Federal employees health benefits plan premium.....	0	0	0	0	0	0	0	0	0	0	0	0
16. Workers' compensation.....	0	0	0	0	0	0	0	0	0	0	0	0
17.1 Other liability-occurrence.....	0	0	0	0	0	0	0	0	0	0	0	0
17.2 Other liability-claims-made.....	0	0	0	0	0	0	0	0	0	0	0	0
17.3 Excess workers' compensation.....	0	0	0	0	0	0	0	0	0	0	0	0
18. Products liability.....	0	0	0	0	0	0	0	0	0	0	0	0
19.1 Private passenger auto no-fault (personal injury protection).....	0	0	0	0	0	0	0	0	0	0	0	0
19.2 Other private passenger auto liability.....	0	0	0	0	0	0	0	0	0	0	0	0
19.3 Commercial auto no-fault (personal injury protection).....	0	0	0	0	0	0	0	0	0	0	0	0
19.4 Other commercial auto liability.....	0	0	0	0	0	0	0	0	0	0	0	0
21.1 Private passenger auto physical damage.....	0	0	0	0	0	0	0	0	0	0	0	0
21.2 Commercial auto physical damage.....	0	0	0	0	0	0	0	0	0	0	0	0
22. Aircraft (all perils).....	0	0	0	0	0	0	0	0	0	0	0	0
23. Fidelity.....	0	0	0	0	0	0	0	0	0	0	0	0
24. Surety.....	0	0	0	0	0	0	0	0	0	0	0	0
26. Burglary and theft.....	0	0	0	0	0	0	0	0	0	0	0	0
27. Boiler and machinery.....	0	0	0	0	0	0	0	0	0	0	0	0
28. Credit.....	0	0	0	0	0	0	0	0	0	0	0	0
30. Warranty.....	0	0	0	0	0	0	0	0	0	0	0	0
34. Aggregate write-ins for other lines of business.....	0	0	0	0	0	0	0	0	0	0	0	0
35. TOTALS (a).....	0	0	0	0	0	0	0	0	0	0	0	0

DETAILS OF WRITE-INS

3401.	0	0	0	0	0	0	0	0	0	0	0	0
3402.	0	0	0	0	0	0	0	0	0	0	0	0
3403.	0	0	0	0	0	0	0	0	0	0	0	0
3498. Summary of remaining write-ins for Line 34 from overflow page.....	0	0	0	0	0	0	0	0	0	0	0	0
3499. TOTALS (Lines 3401 through 3403 plus 3498) (Line 34 above).....	0	0	0	0	0	0	0	0	0	0	0	0

(a) Finance and service charges not included in Lines 1 to 35 \$.....0.

(b) For health business on indicated lines report: Number of persons insured under PPO managed care products.....0 and number of persons insured under indemnity only products.....0.

EXHIBIT OF PREMIUMS AND LOSSES (Statutory Page 14)



NAIC Group Code....0468 NAIC Company Code....10952

BUSINESS IN Other Alien # 94 DURING THE YEAR

Line of Business	Gross Premiums, Including Policy and Membership Fees, Less Return Premiums and Premiums on Policies not Taken		3 Dividends Paid or Credited to Policyholders on Direct Business	4 Direct Unearned Premium Reserves	5 Direct Losses Paid (deducting salvage)	6 Direct Losses Incurred	7 Direct Losses Unpaid	8 Direct Defense and Cost Containment Expense Paid	9 Direct Defense and Cost Containment Expense Incurred	10 Direct Defense and Cost Containment Expense Unpaid	11 Commissions and Brokerage Expenses	12 Taxes, Licenses and Fees
	1 Direct Premiums Written	2 Direct Premiums Earned										
1. Fire.....	0	0	0	0	0	0	0	0	0	0	0	0
2.1 Allied lines.....	0	0	0	0	0	0	0	0	0	0	0	0
2.2 Multiple peril crop.....	0	0	0	0	0	0	0	0	0	0	0	0
2.3 Federal flood.....	0	0	0	0	0	0	0	0	0	0	0	0
2.4 Private crop.....	0	0	0	0	0	0	0	0	0	0	0	0
2.5 Private flood.....	0	0	0	0	0	0	0	0	0	0	0	0
3. Farmowners multiple peril.....	0	0	0	0	0	0	0	0	0	0	0	0
4. Homeowners multiple peril.....	0	0	0	0	0	0	0	0	0	0	0	0
5.1 Commercial multiple peril (non-liability portion).....	0	0	0	0	0	0	0	0	0	0	0	0
5.2 Commercial multiple peril (liability portion).....	0	0	0	0	0	0	0	0	0	0	0	0
6. Mortgage guaranty.....	0	0	0	0	0	0	0	0	0	0	0	0
8. Ocean marine.....	0	0	0	0	0	0	0	0	0	0	0	0
9. Inland marine.....	0	0	0	0	0	0	0	0	0	0	0	0
10. Financial guaranty.....	0	0	0	0	0	0	0	0	0	0	0	0
11. Medical professional liability.....	0	0	0	0	0	0	0	0	0	0	0	0
12. Earthquake.....	0	0	0	0	0	0	0	0	0	0	0	0
13. Group accident and health (b).....	0	0	0	0	0	0	0	0	0	0	0	0
14. Credit A&H (group and individual).....	0	0	0	0	0	0	0	0	0	0	0	0
15.1 Collectively renewable A&H (b).....	0	0	0	0	0	0	0	0	0	0	0	0
15.2 Non-cancelable A&H (b).....	0	0	0	0	0	0	0	0	0	0	0	0
15.3 Guaranteed renewable A&H (b).....	0	0	0	0	0	0	0	0	0	0	0	0
15.4 Non-renewable for stated reasons only (b).....	0	0	0	0	0	0	0	0	0	0	0	0
15.5 Other accident only.....	0	0	0	0	0	0	0	0	0	0	0	0
15.6 Medicare Title XVIII exempt from state taxes or fees.....	0	0	0	0	0	0	0	0	0	0	0	0
15.7 All other A&H (b).....	0	0	0	0	0	0	0	0	0	0	0	0
15.8 Federal employees health benefits plan premium.....	0	0	0	0	0	0	0	0	0	0	0	0
16. Workers' compensation.....	0	0	0	0	0	0	0	0	0	0	0	0
17.1 Other liability-occurrence.....	0	0	0	0	0	0	0	0	0	0	0	0
17.2 Other liability-claims-made.....	0	0	0	0	0	0	0	0	0	0	0	0
17.3 Excess workers' compensation.....	0	0	0	0	0	0	0	0	0	0	0	0
18. Products liability.....	0	0	0	0	0	0	0	0	0	0	0	0
19.1 Private passenger auto no-fault (personal injury protection).....	0	0	0	0	0	0	0	0	0	0	0	0
19.2 Other private passenger auto liability.....	0	0	0	0	0	0	0	0	0	0	0	0
19.3 Commercial auto no-fault (personal injury protection).....	0	0	0	0	0	0	0	0	0	0	0	0
19.4 Other commercial auto liability.....	0	0	0	0	0	0	0	0	0	0	0	0
21.1 Private passenger auto physical damage.....	0	0	0	0	0	0	0	0	0	0	0	0
21.2 Commercial auto physical damage.....	0	0	0	0	0	0	0	0	0	0	0	0
22. Aircraft (all perils).....	0	0	0	0	0	0	0	0	0	0	0	0
23. Fidelity.....	0	0	0	0	0	0	0	0	0	0	0	0
24. Surety.....	0	0	0	0	0	0	0	0	0	0	0	0
26. Burglary and theft.....	0	0	0	0	0	0	0	0	0	0	0	0
27. Boiler and machinery.....	0	0	0	0	0	0	0	0	0	0	0	0
28. Credit.....	0	0	0	0	0	0	0	0	0	0	0	0
30. Warranty.....	0	0	0	0	0	0	0	0	0	0	0	0
34. Aggregate write-ins for other lines of business.....	0	0	0	0	0	0	0	0	0	0	0	0
35. TOTALS (a).....	0	0	0	0	0	0	0	0	0	0	0	0

DETAILS OF WRITE-INS

3401.	0	0	0	0	0	0	0	0	0	0	0	0
3402.	0	0	0	0	0	0	0	0	0	0	0	0
3403.	0	0	0	0	0	0	0	0	0	0	0	0
3498. Summary of remaining write-ins for Line 34 from overflow page.....	0	0	0	0	0	0	0	0	0	0	0	0
3499. TOTALS (Lines 3401 through 3403 plus 3498) (Line 34 above).....	0	0	0	0	0	0	0	0	0	0	0	0

(a) Finance and service charges not included in Lines 1 to 35 \$.....0.

(b) For health business on indicated lines report: Number of persons insured under PPO managed care products.....0 and number of persons insured under indemnity only products.....0.

EXHIBIT OF PREMIUMS AND LOSSES (Statutory Page 14)



NAIC Group Code....0468 NAIC Company Code....10952

BUSINESS IN Other Alien # 95 DURING THE YEAR

Line of Business	Gross Premiums, Including Policy and Membership Fees, Less Return Premiums and Premiums on Policies not Taken		3 Dividends Paid or Credited to Policyholders on Direct Business	4 Direct Unearned Premium Reserves	5 Direct Losses Paid (deducting salvage)	6 Direct Losses Incurred	7 Direct Losses Unpaid	8 Direct Defense and Cost Containment Expense Paid	9 Direct Defense and Cost Containment Expense Incurred	10 Direct Defense and Cost Containment Expense Unpaid	11 Commissions and Brokerage Expenses	12 Taxes, Licenses and Fees
	1 Direct Premiums Written	2 Direct Premiums Earned										
1. Fire.....	0	0	0	0	0	0	0	0	0	0	0	0
2.1 Allied lines.....	0	0	0	0	0	0	0	0	0	0	0	0
2.2 Multiple peril crop.....	0	0	0	0	0	0	0	0	0	0	0	0
2.3 Federal flood.....	0	0	0	0	0	0	0	0	0	0	0	0
2.4 Private crop.....	0	0	0	0	0	0	0	0	0	0	0	0
2.5 Private flood.....	0	0	0	0	0	0	0	0	0	0	0	0
3. Farmowners multiple peril.....	0	0	0	0	0	0	0	0	0	0	0	0
4. Homeowners multiple peril.....	0	0	0	0	0	0	0	0	0	0	0	0
5.1 Commercial multiple peril (non-liability portion).....	0	0	0	0	0	0	0	0	0	0	0	0
5.2 Commercial multiple peril (liability portion).....	0	0	0	0	0	0	0	0	0	0	0	0
6. Mortgage guaranty.....	0	0	0	0	0	0	0	0	0	0	0	0
8. Ocean marine.....	0	0	0	0	0	0	0	0	0	0	0	0
9. Inland marine.....	0	0	0	0	0	0	0	0	0	0	0	0
10. Financial guaranty.....	0	0	0	0	0	0	0	0	0	0	0	0
11. Medical professional liability.....	0	0	0	0	0	0	0	0	0	0	0	0
12. Earthquake.....	0	0	0	0	0	0	0	0	0	0	0	0
13. Group accident and health (b).....	0	0	0	0	0	0	0	0	0	0	0	0
14. Credit A&H (group and individual).....	0	0	0	0	0	0	0	0	0	0	0	0
15.1 Collectively renewable A&H (b).....	0	0	0	0	0	0	0	0	0	0	0	0
15.2 Non-cancelable A&H (b).....	0	0	0	0	0	0	0	0	0	0	0	0
15.3 Guaranteed renewable A&H (b).....	0	0	0	0	0	0	0	0	0	0	0	0
15.4 Non-renewable for stated reasons only (b).....	0	0	0	0	0	0	0	0	0	0	0	0
15.5 Other accident only.....	0	0	0	0	0	0	0	0	0	0	0	0
15.6 Medicare Title XVIII exempt from state taxes or fees.....	0	0	0	0	0	0	0	0	0	0	0	0
15.7 All other A&H (b).....	0	0	0	0	0	0	0	0	0	0	0	0
15.8 Federal employees health benefits plan premium.....	0	0	0	0	0	0	0	0	0	0	0	0
16. Workers' compensation.....	0	0	0	0	0	0	0	0	0	0	0	0
17.1 Other liability-occurrence.....	0	0	0	0	0	0	0	0	0	0	0	0
17.2 Other liability-claims-made.....	0	0	0	0	0	0	0	0	0	0	0	0
17.3 Excess workers' compensation.....	0	0	0	0	0	0	0	0	0	0	0	0
18. Products liability.....	0	0	0	0	0	0	0	0	0	0	0	0
19.1 Private passenger auto no-fault (personal injury protection).....	0	0	0	0	0	0	0	0	0	0	0	0
19.2 Other private passenger auto liability.....	0	0	0	0	0	0	0	0	0	0	0	0
19.3 Commercial auto no-fault (personal injury protection).....	0	0	0	0	0	0	0	0	0	0	0	0
19.4 Other commercial auto liability.....	0	0	0	0	0	0	0	0	0	0	0	0
21.1 Private passenger auto physical damage.....	0	0	0	0	0	0	0	0	0	0	0	0
21.2 Commercial auto physical damage.....	0	0	0	0	0	0	0	0	0	0	0	0
22. Aircraft (all perils).....	0	0	0	0	0	0	0	0	0	0	0	0
23. Fidelity.....	0	0	0	0	0	0	0	0	0	0	0	0
24. Surety.....	0	0	0	0	0	0	0	0	0	0	0	0
26. Burglary and theft.....	0	0	0	0	0	0	0	0	0	0	0	0
27. Boiler and machinery.....	0	0	0	0	0	0	0	0	0	0	0	0
28. Credit.....	0	0	0	0	0	0	0	0	0	0	0	0
30. Warranty.....	0	0	0	0	0	0	0	0	0	0	0	0
34. Aggregate write-ins for other lines of business.....	0	0	0	0	0	0	0	0	0	0	0	0
35. TOTALS (a).....	0	0	0	0	0	0	0	0	0	0	0	0

DETAILS OF WRITE-INS

3401.	0	0	0	0	0	0	0	0	0	0	0	0
3402.	0	0	0	0	0	0	0	0	0	0	0	0
3403.	0	0	0	0	0	0	0	0	0	0	0	0
3498. Summary of remaining write-ins for Line 34 from overflow page.....	0	0	0	0	0	0	0	0	0	0	0	0
3499. TOTALS (Lines 3401 through 3403 plus 3498) (Line 34 above).....	0	0	0	0	0	0	0	0	0	0	0	0

(a) Finance and service charges not included in Lines 1 to 35 \$.....0.

(b) For health business on indicated lines report: Number of persons insured under PPO managed care products.....0 and number of persons insured under indemnity only products.....0.

EXHIBIT OF PREMIUMS AND LOSSES (Statutory Page 14)



NAIC Group Code....0468 NAIC Company Code....10952

BUSINESS IN Other Alien # 96 DURING THE YEAR

Line of Business	Gross Premiums, Including Policy and Membership Fees, Less Return Premiums and Premiums on Policies not Taken		3 Dividends Paid or Credited to Policyholders on Direct Business	4 Direct Unearned Premium Reserves	5 Direct Losses Paid (deducting salvage)	6 Direct Losses Incurred	7 Direct Losses Unpaid	8 Direct Defense and Cost Containment Expense Paid	9 Direct Defense and Cost Containment Expense Incurred	10 Direct Defense and Cost Containment Expense Unpaid	11 Commissions and Brokerage Expenses	12 Taxes, Licenses and Fees
	1 Direct Premiums Written	2 Direct Premiums Earned										
1. Fire.....	0	0	0	0	0	0	0	0	0	0	0	0
2.1 Allied lines.....	0	0	0	0	0	0	0	0	0	0	0	0
2.2 Multiple peril crop.....	0	0	0	0	0	0	0	0	0	0	0	0
2.3 Federal flood.....	0	0	0	0	0	0	0	0	0	0	0	0
2.4 Private crop.....	0	0	0	0	0	0	0	0	0	0	0	0
2.5 Private flood.....	0	0	0	0	0	0	0	0	0	0	0	0
3. Farmowners multiple peril.....	0	0	0	0	0	0	0	0	0	0	0	0
4. Homeowners multiple peril.....	0	0	0	0	0	0	0	0	0	0	0	0
5.1 Commercial multiple peril (non-liability portion).....	0	0	0	0	0	0	0	0	0	0	0	0
5.2 Commercial multiple peril (liability portion).....	0	0	0	0	0	0	0	0	0	0	0	0
6. Mortgage guaranty.....	0	0	0	0	0	0	0	0	0	0	0	0
8. Ocean marine.....	0	0	0	0	0	0	0	0	0	0	0	0
9. Inland marine.....	0	0	0	0	0	0	0	0	0	0	0	0
10. Financial guaranty.....	0	0	0	0	0	0	0	0	0	0	0	0
11. Medical professional liability.....	0	0	0	0	0	0	0	0	0	0	0	0
12. Earthquake.....	0	0	0	0	0	0	0	0	0	0	0	0
13. Group accident and health (b).....	0	0	0	0	0	0	0	0	0	0	0	0
14. Credit A&H (group and individual).....	0	0	0	0	0	0	0	0	0	0	0	0
15.1 Collectively renewable A&H (b).....	0	0	0	0	0	0	0	0	0	0	0	0
15.2 Non-cancelable A&H (b).....	0	0	0	0	0	0	0	0	0	0	0	0
15.3 Guaranteed renewable A&H (b).....	0	0	0	0	0	0	0	0	0	0	0	0
15.4 Non-renewable for stated reasons only (b).....	0	0	0	0	0	0	0	0	0	0	0	0
15.5 Other accident only.....	0	0	0	0	0	0	0	0	0	0	0	0
15.6 Medicare Title XVIII exempt from state taxes or fees.....	0	0	0	0	0	0	0	0	0	0	0	0
15.7 All other A&H (b).....	0	0	0	0	0	0	0	0	0	0	0	0
15.8 Federal employees health benefits plan premium.....	0	0	0	0	0	0	0	0	0	0	0	0
16. Workers' compensation.....	0	0	0	0	0	0	0	0	0	0	0	0
17.1 Other liability-occurrence.....	0	0	0	0	0	0	0	0	0	0	0	0
17.2 Other liability-claims-made.....	0	0	0	0	0	0	0	0	0	0	0	0
17.3 Excess workers' compensation.....	0	0	0	0	0	0	0	0	0	0	0	0
18. Products liability.....	0	0	0	0	0	0	0	0	0	0	0	0
19.1 Private passenger auto no-fault (personal injury protection).....	0	0	0	0	0	0	0	0	0	0	0	0
19.2 Other private passenger auto liability.....	0	0	0	0	0	0	0	0	0	0	0	0
19.3 Commercial auto no-fault (personal injury protection).....	0	0	0	0	0	0	0	0	0	0	0	0
19.4 Other commercial auto liability.....	0	0	0	0	0	0	0	0	0	0	0	0
21.1 Private passenger auto physical damage.....	0	0	0	0	0	0	0	0	0	0	0	0
21.2 Commercial auto physical damage.....	0	0	0	0	0	0	0	0	0	0	0	0
22. Aircraft (all perils).....	0	0	0	0	0	0	0	0	0	0	0	0
23. Fidelity.....	0	0	0	0	0	0	0	0	0	0	0	0
24. Surety.....	0	0	0	0	0	0	0	0	0	0	0	0
26. Burglary and theft.....	0	0	0	0	0	0	0	0	0	0	0	0
27. Boiler and machinery.....	0	0	0	0	0	0	0	0	0	0	0	0
28. Credit.....	0	0	0	0	0	0	0	0	0	0	0	0
30. Warranty.....	0	0	0	0	0	0	0	0	0	0	0	0
34. Aggregate write-ins for other lines of business.....	0	0	0	0	0	0	0	0	0	0	0	0
35. TOTALS (a).....	0	0	0	0	0	0	0	0	0	0	0	0

DETAILS OF WRITE-INS

3401.	0	0	0	0	0	0	0	0	0	0	0	0
3402.	0	0	0	0	0	0	0	0	0	0	0	0
3403.	0	0	0	0	0	0	0	0	0	0	0	0
3498. Summary of remaining write-ins for Line 34 from overflow page.....	0	0	0	0	0	0	0	0	0	0	0	0
3499. TOTALS (Lines 3401 through 3403 plus 3498) (Line 34 above).....	0	0	0	0	0	0	0	0	0	0	0	0

(a) Finance and service charges not included in Lines 1 to 35 \$.....0.
(b) For health business on indicated lines report: Number of persons insured under PPO managed care products.....0 and number of persons insured under indemnity only products.....0.

EXHIBIT OF PREMIUMS AND LOSSES (Statutory Page 14)



NAIC Group Code....0468 NAIC Company Code....10952

BUSINESS IN THE STATE OF ALASKA DURING THE YEAR

Line of Business	Gross Premiums, Including Policy and Membership Fees, Less Return Premiums and Premiums on Policies not Taken		3 Dividends Paid or Credited to Policyholders on Direct Business	4 Direct Unearned Premium Reserves	5 Direct Losses Paid (deducting salvage)	6 Direct Losses Incurred	7 Direct Losses Unpaid	8 Direct Defense and Cost Containment Expense Paid	9 Direct Defense and Cost Containment Expense Incurred	10 Direct Defense and Cost Containment Expense Unpaid	11 Commissions and Brokerage Expenses	12 Taxes, Licenses and Fees
	1 Direct Premiums Written	2 Direct Premiums Earned										
1. Fire.....	0	0	0	0	0	0	0	0	0	0	0	0
2.1 Allied lines.....	0	0	0	0	0	0	0	0	0	0	0	0
2.2 Multiple peril crop.....	0	0	0	0	0	0	0	0	0	0	0	0
2.3 Federal flood.....	0	0	0	0	0	0	0	0	0	0	0	0
2.4 Private crop.....	0	0	0	0	0	0	0	0	0	0	0	0
2.5 Private flood.....	0	0	0	0	0	0	0	0	0	0	0	0
3. Farmowners multiple peril.....	0	0	0	0	0	0	0	0	0	0	0	0
4. Homeowners multiple peril.....	0	0	0	0	0	0	0	0	0	0	0	0
5.1 Commercial multiple peril (non-liability portion).....	0	0	0	0	0	0	0	0	0	0	0	0
5.2 Commercial multiple peril (liability portion).....	0	0	0	0	0	0	0	0	0	0	0	0
6. Mortgage guaranty.....	0	0	0	0	0	0	0	0	0	0	0	0
8. Ocean marine.....	0	0	0	0	0	0	0	0	0	0	0	0
9. Inland marine.....	431,439	435,845	0	20,734	205,039	215,312	53,861	0	0	0	146,125	7,734
10. Financial guaranty.....	0	0	0	0	0	0	0	0	0	0	0	0
11. Medical professional liability.....	0	0	0	0	0	0	0	0	0	0	0	0
12. Earthquake.....	0	0	0	0	0	0	0	0	0	0	0	0
13. Group accident and health (b).....	455	460	0	3	0	0	0	0	0	0	135	9
14. Credit A&H (group and individual).....	2,892	2,892	0	0	2,547	2,411	2,537	0	0	0	190	58
15.1 Collectively renewable A&H (b).....	0	0	0	0	0	0	0	0	0	0	0	0
15.2 Non-cancelable A&H (b).....	0	0	0	0	0	0	1	0	0	0	0	0
15.3 Guaranteed renewable A&H (b).....	0	0	0	0	0	0	0	0	0	0	0	0
15.4 Non-renewable for stated reasons only (b).....	0	0	0	0	0	0	0	0	0	0	0	0
15.5 Other accident only.....	0	0	0	0	0	0	0	0	0	0	0	0
15.6 Medicare Title XVIII exempt from state taxes or fees.....	0	0	0	0	0	0	0	0	0	0	0	0
15.7 All other A&H (b).....	0	0	0	0	0	0	0	0	0	0	0	0
15.8 Federal employees health benefits plan premium.....	0	0	0	0	0	0	0	0	0	0	0	0
16. Workers' compensation.....	0	0	0	0	0	0	0	0	0	0	0	0
17.1 Other liability-occurrence.....	0	0	0	0	0	0	0	0	0	0	0	0
17.2 Other liability-claims-made.....	0	0	0	0	0	0	0	0	0	0	0	0
17.3 Excess workers' compensation.....	0	0	0	0	0	0	0	0	0	0	0	0
18. Products liability.....	0	0	0	0	0	0	0	0	0	0	0	0
19.1 Private passenger auto no-fault (personal injury protection).....	0	0	0	0	0	0	0	0	0	0	0	0
19.2 Other private passenger auto liability.....	0	0	0	0	0	0	0	0	0	0	0	0
19.3 Commercial auto no-fault (personal injury protection).....	0	0	0	0	0	0	0	0	0	0	0	0
19.4 Other commercial auto liability.....	0	0	0	0	0	0	0	0	0	0	0	0
21.1 Private passenger auto physical damage.....	0	0	0	0	0	0	0	0	0	0	0	0
21.2 Commercial auto physical damage.....	0	0	0	0	0	0	0	0	0	0	0	0
22. Aircraft (all perils).....	0	0	0	0	0	0	0	0	0	0	0	0
23. Fidelity.....	0	0	0	0	0	0	0	0	0	0	0	0
24. Surety.....	0	0	0	0	0	0	0	0	0	0	0	0
26. Burglary and theft.....	0	0	0	0	0	0	0	0	0	0	0	0
27. Boiler and machinery.....	0	0	0	0	0	0	0	0	0	0	0	0
28. Credit.....	294,400	107,438	0	367,554	54,018	63,587	10,502	0	13	114	0	200
30. Warranty.....	0	0	0	0	0	0	0	0	0	0	0	0
34. Aggregate write-ins for other lines of business.....	7,340	7,340	0	0	3,788	3,788	0	0	0	0	372	146
35. TOTALS (a).....	736,526	553,975	0	388,291	265,392	285,098	66,901	0	13	114	146,822	8,147

DETAILS OF WRITE-INS

3401. Credit Unemployment.....	7,340	7,340	0	0	0	0	0	0	0	0	372	146
3402. Contract Liability.....	0	0	0	0	3,788	3,788	0	0	0	0	0	0
3403.....	0	0	0	0	0	0	0	0	0	0	0	0
3498. Summary of remaining write-ins for Line 34 from overflow page.....	0	0	0	0	0	0	0	0	0	0	0	0
3499. TOTALS (Lines 3401 through 3403 plus 3498) (Line 34 above).....	7,340	7,340	0	0	3,788	3,788	0	0	0	0	372	146

(a) Finance and service charges not included in Lines 1 to 35 \$.....0.

(b) For health business on indicated lines report: Number of persons insured under PPO managed care products.....0 and number of persons insured under indemnity only products.....0.

EXHIBIT OF PREMIUMS AND LOSSES (Statutory Page 14)



NAIC Group Code....0468 NAIC Company Code....10952

BUSINESS IN THE STATE OF ALABAMA DURING THE YEAR

Line of Business	Gross Premiums, Including Policy and Membership Fees, Less Return Premiums and Premiums on Policies not Taken		3 Dividends Paid or Credited to Policyholders on Direct Business	4 Direct Unearned Premium Reserves	5 Direct Losses Paid (deducting salvage)	6 Direct Losses Incurred	7 Direct Losses Unpaid	8 Direct Defense and Cost Containment Expense Paid	9 Direct Defense and Cost Containment Expense Incurred	10 Direct Defense and Cost Containment Expense Unpaid	11 Commissions and Brokerage Expenses	12 Taxes, Licenses and Fees
	1 Direct Premiums Written	2 Direct Premiums Earned										
1. Fire.....	0	0	0	0	0	0	0	0	0	0	0	0
2.1 Allied lines.....	0	0	0	0	0	0	0	0	0	0	0	0
2.2 Multiple peril crop.....	0	0	0	0	0	0	0	0	0	0	0	0
2.3 Federal flood.....	0	0	0	0	0	0	0	0	0	0	0	0
2.4 Private crop.....	0	0	0	0	0	0	0	0	0	0	0	0
2.5 Private flood.....	0	0	0	0	0	0	0	0	0	0	0	0
3. Farmowners multiple peril.....	0	0	0	0	0	0	0	0	0	0	0	0
4. Homeowners multiple peril.....	0	0	0	0	0	0	0	0	0	0	0	0
5.1 Commercial multiple peril (non-liability portion).....	0	0	0	0	0	0	0	0	0	0	0	0
5.2 Commercial multiple peril (liability portion).....	0	0	0	0	0	0	0	0	0	0	0	0
6. Mortgage guaranty.....	0	0	0	0	0	0	0	0	0	0	0	0
8. Ocean marine.....	0	0	0	0	0	0	0	0	0	0	0	0
9. Inland marine.....	3,605,508	3,635,610	0	173,275	1,346,812	1,375,812	353,787	0	0	0	1,221,160	64,632
10. Financial guaranty.....	0	0	0	0	0	0	0	0	0	0	0	0
11. Medical professional liability.....	0	0	0	0	0	0	0	0	0	0	0	0
12. Earthquake.....	0	0	0	0	0	0	0	0	0	0	0	0
13. Group accident and health (b).....	355	358	0	3	0	0	0	0	0	0	105	7
14. Credit A&H (group and individual).....	29,720	29,720	0	0	2,444	(7,791)	2,435	0	0	0	1,948	593
15.1 Collectively renewable A&H (b).....	0	0	0	0	0	0	0	0	0	0	0	0
15.2 Non-cancelable A&H (b).....	0	0	0	0	0	0	0	0	0	0	0	0
15.3 Guaranteed renewable A&H (b).....	0	0	0	0	0	0	0	0	0	0	0	0
15.4 Non-renewable for stated reasons only (b).....	0	0	0	0	0	0	0	0	0	0	0	0
15.5 Other accident only.....	0	0	0	0	0	0	0	0	0	0	0	0
15.6 Medicare Title XVIII exempt from state taxes or fees.....	0	0	0	0	0	0	0	0	0	0	0	0
15.7 All other A&H (b).....	0	0	0	0	0	0	0	0	0	0	0	0
15.8 Federal employees health benefits plan premium.....	0	0	0	0	0	0	0	0	0	0	0	0
16. Workers' compensation.....	0	0	0	0	434,819	(2,484,438)	8,528,532	33,881	(388,040)	580,869	0	0
17.1 Other liability-occurrence.....	0	0	0	0	0	0	0	0	0	0	0	0
17.2 Other liability-claims-made.....	0	0	0	0	0	0	0	0	0	0	0	0
17.3 Excess workers' compensation.....	0	0	0	0	0	0	0	0	0	0	0	0
18. Products liability.....	0	0	0	0	0	0	0	0	0	0	0	0
19.1 Private passenger auto no-fault (personal injury protection).....	0	0	0	0	0	0	0	0	0	0	0	0
19.2 Other private passenger auto liability.....	0	0	0	0	0	0	0	0	0	0	0	0
19.3 Commercial auto no-fault (personal injury protection).....	0	0	0	0	0	0	0	0	0	0	0	0
19.4 Other commercial auto liability.....	0	0	0	0	0	0	0	0	0	0	0	0
21.1 Private passenger auto physical damage.....	0	0	0	0	0	0	0	0	0	0	0	0
21.2 Commercial auto physical damage.....	0	0	0	0	0	0	0	0	0	0	0	0
22. Aircraft (all perils).....	0	0	0	0	0	0	0	0	0	0	0	0
23. Fidelity.....	0	0	0	0	0	0	0	0	0	0	0	0
24. Surety.....	0	0	0	0	0	0	0	0	0	0	0	0
26. Burglary and theft.....	0	0	0	0	0	0	0	0	0	0	0	0
27. Boiler and machinery.....	0	0	0	0	0	0	0	0	0	0	0	0
28. Credit.....	190,124	248,573	0	340,574	288,657	316,183	56,121	0	72	610	0	129
30. Warranty.....	0	0	0	0	0	0	0	0	0	0	0	0
34. Aggregate write-ins for other lines of business.....	365,680	213,788	0	151,892	20,281	136,356	121,175	0	0	0	109,597	580
35. TOTALS (a).....	4,191,387	4,128,049	0	665,744	2,093,013	(663,878)	9,062,050	33,881	(387,968)	581,479	1,332,810	65,941

DETAILS OF WRITE-INS

3401. Credit Unemployment.....	29,095	29,095	0	0	3,305	3,630	5,425	0	0	0	1,475	580
3402. Contract Liability.....	336,585	184,693	0	151,892	16,976	132,726	115,750	0	0	0	108,122	0
3403.....	0	0	0	0	0	0	0	0	0	0	0	0
3498. Summary of remaining write-ins for Line 34 from overflow page.....	0	0	0	0	0	0	0	0	0	0	0	0
3499. TOTALS (Lines 3401 through 3403 plus 3498) (Line 34 above).....	365,680	213,788	0	151,892	20,281	136,356	121,175	0	0	0	109,597	580

(a) Finance and service charges not included in Lines 1 to 35 \$.....0.

(b) For health business on indicated lines report: Number of persons insured under PPO managed care products.....0 and number of persons insured under indemnity only products.....0.

EXHIBIT OF PREMIUMS AND LOSSES (Statutory Page 14)



NAIC Group Code....0468 NAIC Company Code....10952

BUSINESS IN THE STATE OF ARKANSAS DURING THE YEAR

Line of Business	Gross Premiums, Including Policy and Membership Fees, Less Return Premiums and Premiums on Policies not Taken		3 Dividends Paid or Credited to Policyholders on Direct Business	4 Direct Unearned Premium Reserves	5 Direct Losses Paid (deducting salvage)	6 Direct Losses Incurred	7 Direct Losses Unpaid	8 Direct Defense and Cost Containment Expense Paid	9 Direct Defense and Cost Containment Expense Incurred	10 Direct Defense and Cost Containment Expense Unpaid	11 Commissions and Brokerage Expenses	12 Taxes, Licenses and Fees
	1 Direct Premiums Written	2 Direct Premiums Earned										
1. Fire.....	0	0	0	0	0	0	0	0	0	0	0	0
2.1 Allied lines.....	0	0	0	0	0	0	0	0	0	0	0	0
2.2 Multiple peril crop.....	0	0	0	0	0	0	0	0	0	0	0	0
2.3 Federal flood.....	0	0	0	0	0	0	0	0	0	0	0	0
2.4 Private crop.....	0	0	0	0	0	0	0	0	0	0	0	0
2.5 Private flood.....	0	0	0	0	0	0	0	0	0	0	0	0
3. Farmowners multiple peril.....	0	0	0	0	0	0	0	0	0	0	0	0
4. Homeowners multiple peril.....	0	0	0	0	0	0	0	0	0	0	0	0
5.1 Commercial multiple peril (non-liability portion).....	0	0	0	0	0	0	0	0	0	0	0	0
5.2 Commercial multiple peril (liability portion).....	0	0	0	0	0	0	0	0	0	0	0	0
6. Mortgage guaranty.....	0	0	0	0	0	0	0	0	0	0	0	0
8. Ocean marine.....	0	0	0	0	0	0	0	0	0	0	0	0
9. Inland marine.....	1,505,309	1,510,249	0	72,343	837,086	888,851	219,890	0	0	0	509,837	26,984
10. Financial guaranty.....	0	0	0	0	0	0	0	0	0	0	0	0
11. Medical professional liability.....	0	0	0	0	0	0	0	0	0	0	0	0
12. Earthquake.....	0	0	0	0	0	0	0	0	0	0	0	0
13. Group accident and health (b).....	529	529	0	4	0	0	0	0	0	0	157	11
14. Credit A&H (group and individual).....	0	0	0	0	0	0	0	0	0	0	0	0
15.1 Collectively renewable A&H (b).....	0	0	0	0	0	0	0	0	0	0	0	0
15.2 Non-cancelable A&H (b).....	106	105	0	11	0	0	0	0	0	0	6	2
15.3 Guaranteed renewable A&H (b).....	0	0	0	0	0	0	0	0	0	0	0	0
15.4 Non-renewable for stated reasons only (b).....	0	0	0	0	0	0	0	0	0	0	0	0
15.5 Other accident only.....	0	0	0	0	0	0	0	0	0	0	0	0
15.6 Medicare Title XVIII exempt from state taxes or fees.....	0	0	0	0	0	0	0	0	0	0	0	0
15.7 All other A&H (b).....	0	0	0	0	0	0	0	0	0	0	0	0
15.8 Federal employees health benefits plan premium.....	0	0	0	0	0	0	0	0	0	0	0	0
16. Workers' compensation.....	0	0	0	0	0	0	0	0	0	0	0	0
17.1 Other liability-occurrence.....	0	0	0	0	0	0	0	0	0	0	0	0
17.2 Other liability-claims-made.....	0	0	0	0	0	0	0	0	0	0	0	0
17.3 Excess workers' compensation.....	0	0	0	0	0	0	0	0	0	0	0	0
18. Products liability.....	0	0	0	0	0	0	0	0	0	0	0	0
19.1 Private passenger auto no-fault (personal injury protection).....	0	0	0	0	0	0	0	0	0	0	0	0
19.2 Other private passenger auto liability.....	0	0	0	0	0	0	0	0	0	0	0	0
19.3 Commercial auto no-fault (personal injury protection).....	0	0	0	0	0	0	0	0	0	0	0	0
19.4 Other commercial auto liability.....	0	0	0	0	0	0	0	0	0	0	0	0
21.1 Private passenger auto physical damage.....	0	0	0	0	0	0	0	0	0	0	0	0
21.2 Commercial auto physical damage.....	0	0	0	0	0	0	0	0	0	0	0	0
22. Aircraft (all perils).....	0	0	0	0	0	0	0	0	0	0	0	0
23. Fidelity.....	0	0	0	0	0	0	0	0	0	0	0	0
24. Surety.....	0	0	0	0	0	0	0	0	0	0	0	0
26. Burglary and theft.....	0	0	0	0	0	0	0	0	0	0	0	0
27. Boiler and machinery.....	0	0	0	0	0	0	0	0	0	0	0	0
28. Credit.....	1,502	992	0	1,650	3,985	4,443	775	0	1	8	0	1
30. Warranty.....	0	0	0	0	0	0	0	0	0	0	0	0
34. Aggregate write-ins for other lines of business.....	36,813	36,813	0	0	5,336	4,569	2,195	0	0	0	1,866	734
35. TOTALS (a).....	1,544,259	1,548,688	0	74,008	846,407	897,863	222,860	0	1	8	511,866	27,732

DETAILS OF WRITE-INS

3401. Credit Unemployment.....	36,813	36,813	0	0	0	(767)	2,195	0	0	0	1,866	734
3402. Contract Liability.....	0	0	0	0	5,336	5,336	0	0	0	0	0	0
3403.....	0	0	0	0	0	0	0	0	0	0	0	0
3498. Summary of remaining write-ins for Line 34 from overflow page.....	0	0	0	0	0	0	0	0	0	0	0	0
3499. TOTALS (Lines 3401 through 3403 plus 3498) (Line 34 above).....	36,813	36,813	0	0	5,336	4,569	2,195	0	0	0	1,866	734

(a) Finance and service charges not included in Lines 1 to 35 \$.....0.

(b) For health business on indicated lines report: Number of persons insured under PPO managed care products.....0 and number of persons insured under indemnity only products.....0.

EXHIBIT OF PREMIUMS AND LOSSES (Statutory Page 14)



NAIC Group Code....0468 NAIC Company Code....10952

BUSINESS IN AMERICAN SAMOA DURING THE YEAR

Line of Business	Gross Premiums, Including Policy and Membership Fees, Less Return Premiums and Premiums on Policies not Taken		3 Dividends Paid or Credited to Policyholders on Direct Business	4 Direct Unearned Premium Reserves	5 Direct Losses Paid (deducting salvage)	6 Direct Losses Incurred	7 Direct Losses Unpaid	8 Direct Defense and Cost Containment Expense Paid	9 Direct Defense and Cost Containment Expense Incurred	10 Direct Defense and Cost Containment Expense Unpaid	11 Commissions and Brokerage Expenses	12 Taxes, Licenses and Fees
	1 Direct Premiums Written	2 Direct Premiums Earned										
1. Fire.....	0	0	0	0	0	0	0	0	0	0	0	0
2.1 Allied lines.....	0	0	0	0	0	0	0	0	0	0	0	0
2.2 Multiple peril crop.....	0	0	0	0	0	0	0	0	0	0	0	0
2.3 Federal flood.....	0	0	0	0	0	0	0	0	0	0	0	0
2.4 Private crop.....	0	0	0	0	0	0	0	0	0	0	0	0
2.5 Private flood.....	0	0	0	0	0	0	0	0	0	0	0	0
3. Farmowners multiple peril.....	0	0	0	0	0	0	0	0	0	0	0	0
4. Homeowners multiple peril.....	0	0	0	0	0	0	0	0	0	0	0	0
5.1 Commercial multiple peril (non-liability portion).....	0	0	0	0	0	0	0	0	0	0	0	0
5.2 Commercial multiple peril (liability portion).....	0	0	0	0	0	0	0	0	0	0	0	0
6. Mortgage guaranty.....	0	0	0	0	0	0	0	0	0	0	0	0
8. Ocean marine.....	0	0	0	0	0	0	0	0	0	0	0	0
9. Inland marine.....	22,685	23,045	0	1,090	11,655	11,885	3,062	0	0	0	7,683	407
10. Financial guaranty.....	0	0	0	0	0	0	0	0	0	0	0	0
11. Medical professional liability.....	0	0	0	0	0	0	0	0	0	0	0	0
12. Earthquake.....	0	0	0	0	0	0	0	0	0	0	0	0
13. Group accident and health (b).....	0	0	0	0	0	0	0	0	0	0	0	0
14. Credit A&H (group and individual).....	0	0	0	0	0	0	0	0	0	0	0	0
15.1 Collectively renewable A&H (b).....	0	0	0	0	0	0	0	0	0	0	0	0
15.2 Non-cancelable A&H (b).....	0	0	0	0	0	0	0	0	0	0	0	0
15.3 Guaranteed renewable A&H (b).....	0	0	0	0	0	0	0	0	0	0	0	0
15.4 Non-renewable for stated reasons only (b).....	0	0	0	0	0	0	0	0	0	0	0	0
15.5 Other accident only.....	0	0	0	0	0	0	0	0	0	0	0	0
15.6 Medicare Title XVIII exempt from state taxes or fees.....	0	0	0	0	0	0	0	0	0	0	0	0
15.7 All other A&H (b).....	0	0	0	0	0	0	0	0	0	0	0	0
15.8 Federal employees health benefits plan premium.....	0	0	0	0	0	0	0	0	0	0	0	0
16. Workers' compensation.....	0	0	0	0	0	0	0	0	0	0	0	0
17.1 Other liability-occurrence.....	0	0	0	0	0	0	0	0	0	0	0	0
17.2 Other liability-claims-made.....	0	0	0	0	0	0	0	0	0	0	0	0
17.3 Excess workers' compensation.....	0	0	0	0	0	0	0	0	0	0	0	0
18. Products liability.....	0	0	0	0	0	0	0	0	0	0	0	0
19.1 Private passenger auto no-fault (personal injury protection).....	0	0	0	0	0	0	0	0	0	0	0	0
19.2 Other private passenger auto liability.....	0	0	0	0	0	0	0	0	0	0	0	0
19.3 Commercial auto no-fault (personal injury protection).....	0	0	0	0	0	0	0	0	0	0	0	0
19.4 Other commercial auto liability.....	0	0	0	0	0	0	0	0	0	0	0	0
21.1 Private passenger auto physical damage.....	0	0	0	0	0	0	0	0	0	0	0	0
21.2 Commercial auto physical damage.....	0	0	0	0	0	0	0	0	0	0	0	0
22. Aircraft (all perils).....	0	0	0	0	0	0	0	0	0	0	0	0
23. Fidelity.....	0	0	0	0	0	0	0	0	0	0	0	0
24. Surety.....	0	0	0	0	0	0	0	0	0	0	0	0
26. Burglary and theft.....	0	0	0	0	0	0	0	0	0	0	0	0
27. Boiler and machinery.....	0	0	0	0	0	0	0	0	0	0	0	0
28. Credit.....	0	0	0	0	0	0	0	0	0	0	0	0
30. Warranty.....	0	0	0	0	0	0	0	0	0	0	0	0
34. Aggregate write-ins for other lines of business.....	0	0	0	0	0	0	0	0	0	0	0	0
35. TOTALS (a).....	22,685	23,045	0	1,090	11,655	11,885	3,062	0	0	0	7,683	407

DETAILS OF WRITE-INS

3401. Credit Unemployment.....	0	0	0	0	0	0	0	0	0	0	0	0
3402. Contract Liability.....	0	0	0	0	0	0	0	0	0	0	0	0
3403.....	0	0	0	0	0	0	0	0	0	0	0	0
3498. Summary of remaining write-ins for Line 34 from overflow page.....	0	0	0	0	0	0	0	0	0	0	0	0
3499. TOTALS (Lines 3401 through 3403 plus 3498) (Line 34 above).....	0	0	0	0	0	0	0	0	0	0	0	0

(a) Finance and service charges not included in Lines 1 to 35 \$.....0.

(b) For health business on indicated lines report: Number of persons insured under PPO managed care products.....0 and number of persons insured under indemnity only products.....0.

EXHIBIT OF PREMIUMS AND LOSSES (Statutory Page 14)



NAIC Group Code.....0468 NAIC Company Code....10952

BUSINESS IN THE STATE OF ARIZONA DURING THE YEAR

Line of Business	Gross Premiums, Including Policy and Membership Fees, Less Return Premiums and Premiums on Policies not Taken		3 Dividends Paid or Credited to Policyholders on Direct Business	4 Direct Unearned Premium Reserves	5 Direct Losses Paid (deducting salvage)	6 Direct Losses Incurred	7 Direct Losses Unpaid	8 Direct Defense and Cost Containment Expense Paid	9 Direct Defense and Cost Containment Expense Incurred	10 Direct Defense and Cost Containment Expense Unpaid	11 Commissions and Brokerage Expenses	12 Taxes, Licenses and Fees
	1 Direct Premiums Written	2 Direct Premiums Earned										
1. Fire.....	0	0	0	0	0	0	0	0	0	0	0	0
2.1 Allied lines.....	0	0	0	0	0	0	0	0	0	0	0	0
2.2 Multiple peril crop.....	0	0	0	0	0	0	0	0	0	0	0	0
2.3 Federal flood.....	0	0	0	0	0	0	0	0	0	0	0	0
2.4 Private crop.....	0	0	0	0	0	0	0	0	0	0	0	0
2.5 Private flood.....	0	0	0	0	0	0	0	0	0	0	0	0
3. Farmowners multiple peril.....	0	0	0	0	0	0	0	0	0	0	0	0
4. Homeowners multiple peril.....	0	0	0	0	0	0	0	0	0	0	0	0
5.1 Commercial multiple peril (non-liability portion).....	0	0	0	0	0	0	0	0	0	0	0	0
5.2 Commercial multiple peril (liability portion).....	0	0	0	0	0	0	0	0	0	0	0	0
6. Mortgage guaranty.....	0	0	0	0	0	0	0	0	0	0	0	0
8. Ocean marine.....	0	0	0	0	0	0	0	0	0	0	0	0
9. Inland marine.....	8,185,236	8,242,984	0	393,370	3,935,168	4,117,114	1,033,710	0	0	0	2,772,280	146,729
10. Financial guaranty.....	0	0	0	0	0	0	0	0	0	0	0	0
11. Medical professional liability.....	0	0	0	0	0	0	0	0	0	0	0	0
12. Earthquake.....	0	0	0	0	0	0	0	0	0	0	0	0
13. Group accident and health (b).....	1,694	1,699	0	12	0	0	0	0	0	0	503	35
14. Credit A&H (group and individual).....	0	0	0	0	0	0	0	0	0	0	0	0
15.1 Collectively renewable A&H (b).....	0	0	0	0	0	0	0	0	0	0	0	0
15.2 Non-cancelable A&H (b).....	0	12	0	0	0	0	3	0	0	0	0	0
15.3 Guaranteed renewable A&H (b).....	0	0	0	0	0	0	0	0	0	0	0	0
15.4 Non-renewable for stated reasons only (b).....	0	0	0	0	0	0	0	0	0	0	0	0
15.5 Other accident only.....	0	0	0	0	0	0	0	0	0	0	0	0
15.6 Medicare Title XVIII exempt from state taxes or fees.....	0	0	0	0	0	0	0	0	0	0	0	0
15.7 All other A&H (b).....	0	0	0	0	0	0	0	0	0	0	0	0
15.8 Federal employees health benefits plan premium.....	0	0	0	0	0	0	0	0	0	0	0	0
16. Workers' compensation.....	0	0	0	0	0	0	0	0	0	0	0	0
17.1 Other liability-occurrence.....	0	0	0	0	0	0	0	0	0	0	0	0
17.2 Other liability-claims-made.....	0	0	0	0	0	0	0	0	0	0	0	0
17.3 Excess workers' compensation.....	0	0	0	0	0	0	0	0	0	0	0	0
18. Products liability.....	0	0	0	0	0	0	0	0	0	0	0	0
19.1 Private passenger auto no-fault (personal injury protection).....	0	0	0	0	0	0	0	0	0	0	0	0
19.2 Other private passenger auto liability.....	0	0	0	0	0	0	0	0	0	0	0	0
19.3 Commercial auto no-fault (personal injury protection).....	0	0	0	0	0	0	0	0	0	0	0	0
19.4 Other commercial auto liability.....	0	0	0	0	0	0	0	0	0	0	0	0
21.1 Private passenger auto physical damage.....	0	0	0	0	0	0	0	0	0	0	0	0
21.2 Commercial auto physical damage.....	0	0	0	0	0	0	0	0	0	0	0	0
22. Aircraft (all perils).....	0	0	0	0	0	0	0	0	0	0	0	0
23. Fidelity.....	0	0	0	0	0	0	0	0	0	0	0	0
24. Surety.....	0	0	0	0	0	0	0	0	0	0	0	0
26. Burglary and theft.....	0	0	0	0	0	0	0	0	0	0	0	0
27. Boiler and machinery.....	0	0	0	0	0	0	0	0	0	0	0	0
28. Credit.....	506,552	453,491	0	809,127	427,129	462,737	83,043	0	106	902	0	345
30. Warranty.....	0	0	0	0	0	0	0	0	0	0	0	0
34. Aggregate write-ins for other lines of business.....	13,244	136,748	0	0	174,201	76,953	0	0	0	0	671	264
35. TOTALS (a).....	8,706,726	8,834,934	0	1,202,509	4,536,498	4,656,804	1,116,756	0	106	902	2,773,454	147,373

DETAILS OF WRITE-INS

3401. Credit Unemployment.....	13,244	13,244	0	0	0	(256)	0	0	0	0	671	264
3402. Contract Liability.....	0	123,504	0	0	174,201	77,209	0	0	0	0	0	0
3403.....	0	0	0	0	0	0	0	0	0	0	0	0
3498. Summary of remaining write-ins for Line 34 from overflow page.....	0	0	0	0	0	0	0	0	0	0	0	0
3499. TOTALS (Lines 3401 through 3403 plus 3498) (Line 34 above).....	13,244	136,748	0	0	174,201	76,953	0	0	0	0	671	264

(a) Finance and service charges not included in Lines 1 to 35 \$.....0.

(b) For health business on indicated lines report: Number of persons insured under PPO managed care products.....0 and number of persons insured under indemnity only products.....0.

EXHIBIT OF PREMIUMS AND LOSSES (Statutory Page 14)



NAIC Group Code.....0468 NAIC Company Code....10952

BUSINESS IN THE STATE OF CALIFORNIA DURING THE YEAR

Line of Business	Gross Premiums, Including Policy and Membership Fees, Less Return Premiums and Premiums on Policies not Taken		3 Dividends Paid or Credited to Policyholders on Direct Business	4 Direct Unearned Premium Reserves	5 Direct Losses Paid (deducting salvage)	6 Direct Losses Incurred	7 Direct Losses Unpaid	8 Direct Defense and Cost Containment Expense Paid	9 Direct Defense and Cost Containment Expense Incurred	10 Direct Defense and Cost Containment Expense Unpaid	11 Commissions and Brokerage Expenses	12 Taxes, Licenses and Fees
	1 Direct Premiums Written	2 Direct Premiums Earned										
1. Fire.....	0	0	0	0	0	0	0	0	0	0	0	0
2.1 Allied lines.....	0	0	0	0	0	0	0	0	0	0	0	0
2.2 Multiple peril crop.....	0	0	0	0	0	0	0	0	0	0	0	0
2.3 Federal flood.....	0	0	0	0	0	0	0	0	0	0	0	0
2.4 Private crop.....	0	0	0	0	0	0	0	0	0	0	0	0
2.5 Private flood.....	0	0	0	0	0	0	0	0	0	0	0	0
3. Farmowners multiple peril.....	0	0	0	0	0	0	0	0	0	0	0	0
4. Homeowners multiple peril.....	0	0	0	0	0	0	0	0	0	0	0	0
5.1 Commercial multiple peril (non-liability portion).....	0	0	0	0	0	0	0	0	0	0	0	0
5.2 Commercial multiple peril (liability portion).....	0	0	0	0	0	0	0	0	0	0	0	0
6. Mortgage guaranty.....	0	0	0	0	0	0	0	0	0	0	0	0
8. Ocean marine.....	0	0	0	0	0	0	0	0	0	0	0	0
9. Inland marine.....	44,697,692	44,954,779	0	2,148,105	24,368,655	25,660,106	6,401,281	0	0	0	15,138,785	801,251
10. Financial guaranty.....	0	0	0	0	0	0	0	0	0	0	0	0
11. Medical professional liability.....	0	0	0	0	0	0	0	0	0	0	0	0
12. Earthquake.....	0	0	0	0	0	0	0	0	0	0	0	0
13. Group accident and health (b).....	2,832	2,841	0	20	0	0	0	0	0	0	840	58
14. Credit A&H (group and individual).....	0	0	0	0	0	0	0	0	0	0	0	0
15.1 Collectively renewable A&H (b).....	0	0	0	0	0	0	0	0	0	0	0	0
15.2 Non-cancelable A&H (b).....	144	130	0	15	0	0	1	0	0	0	8	3
15.3 Guaranteed renewable A&H (b).....	0	0	0	0	0	0	0	0	0	0	0	0
15.4 Non-renewable for stated reasons only (b).....	0	0	0	0	0	0	0	0	0	0	0	0
15.5 Other accident only.....	0	0	0	0	0	0	0	0	0	0	0	0
15.6 Medicare Title XVIII exempt from state taxes or fees.....	0	0	0	0	0	0	0	0	0	0	0	0
15.7 All other A&H (b).....	0	0	0	0	0	0	0	0	0	0	0	0
15.8 Federal employees health benefits plan premium.....	0	0	0	0	0	0	0	0	0	0	0	0
16. Workers' compensation.....	0	0	0	0	0	0	0	0	0	0	0	0
17.1 Other liability-occurrence.....	0	0	0	0	0	0	0	0	0	0	0	0
17.2 Other liability-claims-made.....	0	0	0	0	0	0	0	0	0	0	0	0
17.3 Excess workers' compensation.....	0	0	0	0	0	0	0	0	0	0	0	0
18. Products liability.....	0	0	0	0	0	0	0	0	0	0	0	0
19.1 Private passenger auto no-fault (personal injury protection).....	0	0	0	0	0	0	0	0	0	0	0	0
19.2 Other private passenger auto liability.....	0	0	0	0	0	0	0	0	0	0	0	0
19.3 Commercial auto no-fault (personal injury protection).....	0	0	0	0	0	0	0	0	0	0	0	0
19.4 Other commercial auto liability.....	0	0	0	0	0	0	0	0	0	0	0	0
21.1 Private passenger auto physical damage.....	0	0	0	0	0	0	0	0	0	0	0	0
21.2 Commercial auto physical damage.....	0	0	0	0	0	0	0	0	0	0	0	0
22. Aircraft (all perils).....	0	0	0	0	0	0	0	0	0	0	0	0
23. Fidelity.....	0	0	0	0	0	0	0	0	0	0	0	0
24. Surety.....	0	0	0	0	0	0	0	0	0	0	0	0
26. Burglary and theft.....	0	0	0	0	0	0	0	0	0	0	0	0
27. Boiler and machinery.....	0	0	0	0	0	0	0	0	0	0	0	0
28. Credit.....	4,291,832	3,628,598	0	6,935,878	1,881,028	2,007,825	365,710	0	468	3,972	0	2,923
30. Warranty.....	0	0	0	0	0	0	0	0	0	0	0	0
34. Aggregate write-ins for other lines of business.....	953,645	988,751	0	370,676	660,797	620,589	290,730	0	0	0	270,562	2,637
35. TOTALS (a).....	49,946,145	49,575,099	0	9,454,694	26,910,480	28,288,520	7,057,722	0	468	3,972	15,410,195	806,872

DETAILS OF WRITE-INS

3401. Credit Unemployment.....	132,246	132,246	0	0	11,999	7,992	8,255	0	0	0	6,703	2,637
3402. Contract Liability.....	821,399	856,505	0	370,676	648,798	612,597	282,475	0	0	0	263,859	0
3403.....	0	0	0	0	0	0	0	0	0	0	0	0
3498. Summary of remaining write-ins for Line 34 from overflow page.....	0	0	0	0	0	0	0	0	0	0	0	0
3499. TOTALS (Lines 3401 through 3403 plus 3498) (Line 34 above).....	953,645	988,751	0	370,676	660,797	620,589	290,730	0	0	0	270,562	2,637

(a) Finance and service charges not included in Lines 1 to 35 \$.....0.

(b) For health business on indicated lines report: Number of persons insured under PPO managed care products.....0 and number of persons insured under indemnity only products.....0.

EXHIBIT OF PREMIUMS AND LOSSES (Statutory Page 14)



NAIC Group Code....0468 NAIC Company Code....10952

BUSINESS IN CANADA DURING THE YEAR

Line of Business	Gross Premiums, Including Policy and Membership Fees, Less Return Premiums and Premiums on Policies not Taken		3 Dividends Paid or Credited to Policyholders on Direct Business	4 Direct Unearned Premium Reserves	5 Direct Losses Paid (deducting salvage)	6 Direct Losses Incurred	7 Direct Losses Unpaid	8 Direct Defense and Cost Containment Expense Paid	9 Direct Defense and Cost Containment Expense Incurred	10 Direct Defense and Cost Containment Expense Unpaid	11 Commissions and Brokerage Expenses	12 Taxes, Licenses and Fees
	1 Direct Premiums Written	2 Direct Premiums Earned										
1. Fire.....	0	0	0	0	0	0	0	0	0	0	0	0
2.1 Allied lines.....	0	0	0	0	0	0	0	0	0	0	0	0
2.2 Multiple peril crop.....	0	0	0	0	0	0	0	0	0	0	0	0
2.3 Federal flood.....	0	0	0	0	0	0	0	0	0	0	0	0
2.4 Private crop.....	0	0	0	0	0	0	0	0	0	0	0	0
2.5 Private flood.....	0	0	0	0	0	0	0	0	0	0	0	0
3. Farmowners multiple peril.....	0	0	0	0	0	0	0	0	0	0	0	0
4. Homeowners multiple peril.....	0	0	0	0	0	0	0	0	0	0	0	0
5.1 Commercial multiple peril (non-liability portion).....	0	0	0	0	0	0	0	0	0	0	0	0
5.2 Commercial multiple peril (liability portion).....	0	0	0	0	0	0	0	0	0	0	0	0
6. Mortgage guaranty.....	0	0	0	0	0	0	0	0	0	0	0	0
8. Ocean marine.....	0	0	0	0	0	0	0	0	0	0	0	0
9. Inland marine.....	3,517,193	3,558,203	0	169,031	3,330,219	3,355,265	874,799	0	0	0	1,191,248	63,049
10. Financial guaranty.....	0	0	0	0	0	0	0	0	0	0	0	0
11. Medical professional liability.....	0	0	0	0	0	0	0	0	0	0	0	0
12. Earthquake.....	0	0	0	0	0	0	0	0	0	0	0	0
13. Group accident and health (b).....	0	0	0	0	0	0	0	0	0	0	0	0
14. Credit A&H (group and individual).....	0	0	0	0	0	0	0	0	0	0	0	0
15.1 Collectively renewable A&H (b).....	0	0	0	0	0	0	0	0	0	0	0	0
15.2 Non-cancelable A&H (b).....	0	0	0	0	0	0	0	0	0	0	0	0
15.3 Guaranteed renewable A&H (b).....	0	0	0	0	0	0	0	0	0	0	0	0
15.4 Non-renewable for stated reasons only (b).....	0	0	0	0	0	0	0	0	0	0	0	0
15.5 Other accident only.....	0	0	0	0	0	0	0	0	0	0	0	0
15.6 Medicare Title XVIII exempt from state taxes or fees.....	0	0	0	0	0	0	0	0	0	0	0	0
15.7 All other A&H (b).....	0	0	0	0	0	0	0	0	0	0	0	0
15.8 Federal employees health benefits plan premium.....	0	0	0	0	0	0	0	0	0	0	0	0
16. Workers' compensation.....	0	0	0	0	0	0	0	0	0	0	0	0
17.1 Other liability-occurrence.....	0	0	0	0	0	0	0	0	0	0	0	0
17.2 Other liability-claims-made.....	0	0	0	0	0	0	0	0	0	0	0	0
17.3 Excess workers' compensation.....	0	0	0	0	0	0	0	0	0	0	0	0
18. Products liability.....	0	0	0	0	0	0	0	0	0	0	0	0
19.1 Private passenger auto no-fault (personal injury protection).....	0	0	0	0	0	0	0	0	0	0	0	0
19.2 Other private passenger auto liability.....	0	0	0	0	0	0	0	0	0	0	0	0
19.3 Commercial auto no-fault (personal injury protection).....	0	0	0	0	0	0	0	0	0	0	0	0
19.4 Other commercial auto liability.....	0	0	0	0	0	0	0	0	0	0	0	0
21.1 Private passenger auto physical damage.....	0	0	0	0	0	0	0	0	0	0	0	0
21.2 Commercial auto physical damage.....	0	0	0	0	0	0	0	0	0	0	0	0
22. Aircraft (all perils).....	0	0	0	0	0	0	0	0	0	0	0	0
23. Fidelity.....	0	0	0	0	0	0	0	0	0	0	0	0
24. Surety.....	0	0	0	0	0	0	0	0	0	0	0	0
26. Burglary and theft.....	0	0	0	0	0	0	0	0	0	0	0	0
27. Boiler and machinery.....	0	0	0	0	0	0	0	0	0	0	0	0
28. Credit.....	0	0	0	0	0	0	0	0	0	0	0	0
30. Warranty.....	0	0	0	0	0	0	0	0	0	0	0	0
34. Aggregate write-ins for other lines of business.....	0	0	0	0	48,276	48,276	0	0	0	0	0	0
35. TOTALS (a).....	3,517,193	3,558,203	0	169,031	3,378,495	3,403,541	874,799	0	0	0	1,191,248	63,049

DETAILS OF WRITE-INS

3401. Credit Unemployment.....	0	0	0	0	0	0	0	0	0	0	0	0
3402. Contract Liability.....	0	0	0	0	48,276	48,276	0	0	0	0	0	0
3403.....	0	0	0	0	0	0	0	0	0	0	0	0
3498. Summary of remaining write-ins for Line 34 from overflow page.....	0	0	0	0	0	0	0	0	0	0	0	0
3499. TOTALS (Lines 3401 through 3403 plus 3498) (Line 34 above).....	0	0	0	0	48,276	48,276	0	0	0	0	0	0

(a) Finance and service charges not included in Lines 1 to 35 \$.....0.

(b) For health business on indicated lines report: Number of persons insured under PPO managed care products.....0 and number of persons insured under indemnity only products.....0.

EXHIBIT OF PREMIUMS AND LOSSES (Statutory Page 14)



NAIC Group Code.....0468 NAIC Company Code....10952

BUSINESS IN THE STATE OF COLORADO DURING THE YEAR

Line of Business	Gross Premiums, Including Policy and Membership Fees, Less Return Premiums and Premiums on Policies not Taken		3 Dividends Paid or Credited to Policyholders on Direct Business	4 Direct Unearned Premium Reserves	5 Direct Losses Paid (deducting salvage)	6 Direct Losses Incurred	7 Direct Losses Unpaid	8 Direct Defense and Cost Containment Expense Paid	9 Direct Defense and Cost Containment Expense Incurred	10 Direct Defense and Cost Containment Expense Unpaid	11 Commissions and Brokerage Expenses	12 Taxes, Licenses and Fees
	1 Direct Premiums Written	2 Direct Premiums Earned										
1. Fire.....	0	0	0	0	0	0	0	0	0	0	0	0
2.1 Allied lines.....	0	0	0	0	0	0	0	0	0	0	0	0
2.2 Multiple peril crop.....	0	0	0	0	0	0	0	0	0	0	0	0
2.3 Federal flood.....	0	0	0	0	0	0	0	0	0	0	0	0
2.4 Private crop.....	0	0	0	0	0	0	0	0	0	0	0	0
2.5 Private flood.....	0	0	0	0	0	0	0	0	0	0	0	0
3. Farmowners multiple peril.....	0	0	0	0	0	0	0	0	0	0	0	0
4. Homeowners multiple peril.....	0	0	0	0	0	0	0	0	0	0	0	0
5.1 Commercial multiple peril (non-liability portion).....	0	0	0	0	0	0	0	0	0	0	0	0
5.2 Commercial multiple peril (liability portion).....	0	0	0	0	0	0	0	0	0	0	0	0
6. Mortgage guaranty.....	0	0	0	0	0	0	0	0	0	0	0	0
8. Ocean marine.....	0	0	0	0	0	0	0	0	0	0	0	0
9. Inland marine.....	5,769,964	5,792,302	0	277,296	3,078,410	3,268,665	808,652	0	0	0	1,954,245	103,432
10. Financial guaranty.....	0	0	0	0	0	0	0	0	0	0	0	0
11. Medical professional liability.....	0	0	0	0	0	0	0	0	0	0	0	0
12. Earthquake.....	0	0	0	0	0	0	0	0	0	0	0	0
13. Group accident and health (b).....	273	274	0	2	0	0	0	0	0	0	81	6
14. Credit A&H (group and individual).....	6,568	6,568	0	0	0	(1,583)	0	0	0	0	430	131
15.1 Collectively renewable A&H (b).....	0	0	0	0	0	0	0	0	0	0	0	0
15.2 Non-cancelable A&H (b).....	0	0	0	0	0	0	0	0	0	0	0	0
15.3 Guaranteed renewable A&H (b).....	0	0	0	0	0	0	0	0	0	0	0	0
15.4 Non-renewable for stated reasons only (b).....	0	0	0	0	0	0	0	0	0	0	0	0
15.5 Other accident only.....	0	0	0	0	0	0	0	0	0	0	0	0
15.6 Medicare Title XVIII exempt from state taxes or fees.....	0	0	0	0	0	0	0	0	0	0	0	0
15.7 All other A&H (b).....	0	0	0	0	0	0	0	0	0	0	0	0
15.8 Federal employees health benefits plan premium.....	0	0	0	0	0	0	0	0	0	0	0	0
16. Workers' compensation.....	0	0	0	0	0	0	0	0	0	0	0	0
17.1 Other liability-occurrence.....	0	0	0	0	0	0	0	0	0	0	0	0
17.2 Other liability-claims-made.....	0	0	0	0	0	0	0	0	0	0	0	0
17.3 Excess workers' compensation.....	0	0	0	0	0	0	0	0	0	0	0	0
18. Products liability.....	0	0	0	0	0	0	0	0	0	0	0	0
19.1 Private passenger auto no-fault (personal injury protection).....	0	0	0	0	0	0	0	0	0	0	0	0
19.2 Other private passenger auto liability.....	0	0	0	0	0	0	0	0	0	0	0	0
19.3 Commercial auto no-fault (personal injury protection).....	0	0	0	0	0	0	0	0	0	0	0	0
19.4 Other commercial auto liability.....	0	0	0	0	0	0	0	0	0	0	0	0
21.1 Private passenger auto physical damage.....	0	0	0	0	0	0	0	0	0	0	0	0
21.2 Commercial auto physical damage.....	0	0	0	0	0	0	0	0	0	0	0	0
22. Aircraft (all perils).....	0	0	0	0	0	0	0	0	0	0	0	0
23. Fidelity.....	0	0	0	0	0	0	0	0	0	0	0	0
24. Surety.....	0	0	0	0	0	0	0	0	0	0	0	0
26. Burglary and theft.....	0	0	0	0	0	0	0	0	0	0	0	0
27. Boiler and machinery.....	0	0	0	0	0	0	0	0	0	0	0	0
28. Credit.....	40,251	63,060	0	92,918	96,629	111,143	18,787	0	24	204	0	27
30. Warranty.....	0	0	0	0	0	0	0	0	0	0	0	0
34. Aggregate write-ins for other lines of business.....	6,091	6,091	0	0	85,672	85,464	510	0	0	0	309	121
35. TOTALS (a).....	5,823,147	5,868,295	0	370,216	3,260,711	3,463,689	827,949	0	24	204	1,955,065	103,717

DETAILS OF WRITE-INS

3401. Credit Unemployment.....	6,091	6,091	0	0	741	533	510	0	0	0	309	121
3402. Contract Liability.....	0	0	0	0	84,931	84,931	0	0	0	0	0	0
3403.....	0	0	0	0	0	0	0	0	0	0	0	0
3498. Summary of remaining write-ins for Line 34 from overflow page.....	0	0	0	0	0	0	0	0	0	0	0	0
3499. TOTALS (Lines 3401 through 3403 plus 3498) (Line 34 above).....	6,091	6,091	0	0	85,672	85,464	510	0	0	0	309	121

(a) Finance and service charges not included in Lines 1 to 35 \$.....0.

(b) For health business on indicated lines report: Number of persons insured under PPO managed care products.....0 and number of persons insured under indemnity only products.....0.

EXHIBIT OF PREMIUMS AND LOSSES (Statutory Page 14)



NAIC Group Code....0468 NAIC Company Code....10952

BUSINESS IN THE STATE OF CONNECTICUT DURING THE YEAR

Line of Business	Gross Premiums, Including Policy and Membership Fees, Less Return Premiums and Premiums on Policies not Taken		3 Dividends Paid or Credited to Policyholders on Direct Business	4 Direct Unearned Premium Reserves	5 Direct Losses Paid (deducting salvage)	6 Direct Losses Incurred	7 Direct Losses Unpaid	8 Direct Defense and Cost Containment Expense Paid	9 Direct Defense and Cost Containment Expense Incurred	10 Direct Defense and Cost Containment Expense Unpaid	11 Commissions and Brokerage Expenses	12 Taxes, Licenses and Fees
	1 Direct Premiums Written	2 Direct Premiums Earned										
1. Fire.....	0	0	0	0	0	0	0	0	0	0	0	0
2.1 Allied lines.....	0	0	0	0	0	0	0	0	0	0	0	0
2.2 Multiple peril crop.....	0	0	0	0	0	0	0	0	0	0	0	0
2.3 Federal flood.....	0	0	0	0	0	0	0	0	0	0	0	0
2.4 Private crop.....	0	0	0	0	0	0	0	0	0	0	0	0
2.5 Private flood.....	0	0	0	0	0	0	0	0	0	0	0	0
3. Farmowners multiple peril.....	0	0	0	0	0	0	0	0	0	0	0	0
4. Homeowners multiple peril.....	0	0	0	0	0	0	0	0	0	0	0	0
5.1 Commercial multiple peril (non-liability portion).....	0	0	0	0	0	0	0	0	0	0	0	0
5.2 Commercial multiple peril (liability portion).....	0	0	0	0	0	0	0	0	0	0	0	0
6. Mortgage guaranty.....	0	0	0	0	0	0	0	0	0	0	0	0
8. Ocean marine.....	0	0	0	0	0	0	0	0	0	0	0	0
9. Inland marine.....	6,287,040	6,334,780	0	302,146	3,177,354	3,339,639	834,643	0	0	0	2,129,375	112,702
10. Financial guaranty.....	0	0	0	0	0	0	0	0	0	0	0	0
11. Medical professional liability.....	0	0	0	0	0	0	0	0	0	0	0	0
12. Earthquake.....	0	0	0	0	0	0	0	0	0	0	0	0
13. Group accident and health (b).....	0	(2)	0	0	0	0	0	0	0	0	0	0
14. Credit A&H (group and individual).....	0	0	0	0	0	0	0	0	0	0	0	0
15.1 Collectively renewable A&H (b).....	0	0	0	0	0	0	0	0	0	0	0	0
15.2 Non-cancelable A&H (b).....	0	0	0	0	0	0	0	0	0	0	0	0
15.3 Guaranteed renewable A&H (b).....	0	0	0	0	0	0	0	0	0	0	0	0
15.4 Non-renewable for stated reasons only (b).....	0	0	0	0	0	0	0	0	0	0	0	0
15.5 Other accident only.....	0	0	0	0	0	0	0	0	0	0	0	0
15.6 Medicare Title XVIII exempt from state taxes or fees.....	0	0	0	0	0	0	0	0	0	0	0	0
15.7 All other A&H (b).....	0	0	0	0	0	0	0	0	0	0	0	0
15.8 Federal employees health benefits plan premium.....	0	0	0	0	0	0	0	0	0	0	0	0
16. Workers' compensation.....	0	0	0	0	0	0	0	0	0	0	0	0
17.1 Other liability-occurrence.....	0	0	0	0	0	0	0	0	0	0	0	0
17.2 Other liability-claims-made.....	0	0	0	0	0	0	0	0	0	0	0	0
17.3 Excess workers' compensation.....	0	0	0	0	0	0	0	0	0	0	0	0
18. Products liability.....	0	0	0	0	0	0	0	0	0	0	0	0
19.1 Private passenger auto no-fault (personal injury protection).....	0	0	0	0	0	0	0	0	0	0	0	0
19.2 Other private passenger auto liability.....	0	0	0	0	0	0	0	0	0	0	0	0
19.3 Commercial auto no-fault (personal injury protection).....	0	0	0	0	0	0	0	0	0	0	0	0
19.4 Other commercial auto liability.....	0	0	0	0	0	0	0	0	0	0	0	0
21.1 Private passenger auto physical damage.....	0	0	0	0	0	0	0	0	0	0	0	0
21.2 Commercial auto physical damage.....	0	0	0	0	0	0	0	0	0	0	0	0
22. Aircraft (all perils).....	0	0	0	0	0	0	0	0	0	0	0	0
23. Fidelity.....	0	0	0	0	0	0	0	0	0	0	0	0
24. Surety.....	0	0	0	0	0	0	0	0	0	0	0	0
26. Burglary and theft.....	0	0	0	0	0	0	0	0	0	0	0	0
27. Boiler and machinery.....	0	0	0	0	0	0	0	0	0	0	0	0
28. Credit.....	4,481	4,161	0	5,903	3,159	3,773	614	0	1	7	0	3
30. Warranty.....	0	0	0	0	0	0	0	0	0	0	0	0
34. Aggregate write-ins for other lines of business.....	0	0	0	0	34,089	34,089	0	0	0	0	0	0
35. TOTALS (a).....	6,291,521	6,338,939	0	308,049	3,214,602	3,377,501	835,257	0	1	7	2,129,375	112,705

DETAILS OF WRITE-INS

3401. Credit Unemployment.....	0	0	0	0	0	0	0	0	0	0	0	0
3402. Contract Liability.....	0	0	0	0	34,089	34,089	0	0	0	0	0	0
3403.....	0	0	0	0	0	0	0	0	0	0	0	0
3498. Summary of remaining write-ins for Line 34 from overflow page.....	0	0	0	0	0	0	0	0	0	0	0	0
3499. TOTALS (Lines 3401 through 3403 plus 3498) (Line 34 above).....	0	0	0	0	34,089	34,089	0	0	0	0	0	0

(a) Finance and service charges not included in Lines 1 to 35 \$.....0.

(b) For health business on indicated lines report: Number of persons insured under PPO managed care products.....0 and number of persons insured under indemnity only products.....0.

EXHIBIT OF PREMIUMS AND LOSSES (Statutory Page 14)



NAIC Group Code.....0468 NAIC Company Code....10952

BUSINESS IN THE STATE OF DISTRICT OF COLUMBIA DURING THE YEAR

Line of Business	Gross Premiums, Including Policy and Membership Fees, Less Return Premiums and Premiums on Policies not Taken		3 Dividends Paid or Credited to Policyholders on Direct Business	4 Direct Unearned Premium Reserves	5 Direct Losses Paid (deducting salvage)	6 Direct Losses Incurred	7 Direct Losses Unpaid	8 Direct Defense and Cost Containment Expense Paid	9 Direct Defense and Cost Containment Expense Incurred	10 Direct Defense and Cost Containment Expense Unpaid	11 Commissions and Brokerage Expenses	12 Taxes, Licenses and Fees
	1 Direct Premiums Written	2 Direct Premiums Earned										
1. Fire.....	0	0	0	0	0	0	0	0	0	0	0	0
2.1 Allied lines.....	0	0	0	0	0	0	0	0	0	0	0	0
2.2 Multiple peril crop.....	0	0	0	0	0	0	0	0	0	0	0	0
2.3 Federal flood.....	0	0	0	0	0	0	0	0	0	0	0	0
2.4 Private crop.....	0	0	0	0	0	0	0	0	0	0	0	0
2.5 Private flood.....	0	0	0	0	0	0	0	0	0	0	0	0
3. Farmowners multiple peril.....	0	0	0	0	0	0	0	0	0	0	0	0
4. Homeowners multiple peril.....	0	0	0	0	0	0	0	0	0	0	0	0
5.1 Commercial multiple peril (non-liability portion).....	0	0	0	0	0	0	0	0	0	0	0	0
5.2 Commercial multiple peril (liability portion).....	0	0	0	0	0	0	0	0	0	0	0	0
6. Mortgage guaranty.....	0	0	0	0	0	0	0	0	0	0	0	0
8. Ocean marine.....	0	0	0	0	0	0	0	0	0	0	0	0
9. Inland marine.....	1,024,530	1,032,932	0	49,237	516,878	554,690	135,776	0	0	0	347,001	18,366
10. Financial guaranty.....	0	0	0	0	0	0	0	0	0	0	0	0
11. Medical professional liability.....	0	0	0	0	0	0	0	0	0	0	0	0
12. Earthquake.....	0	0	0	0	0	0	0	0	0	0	0	0
13. Group accident and health (b).....	18	19	0	0	0	0	0	0	0	0	5	0
14. Credit A&H (group and individual).....	843	843	0	0	0	0	0	0	0	0	55	17
15.1 Collectively renewable A&H (b).....	0	0	0	0	0	0	0	0	0	0	0	0
15.2 Non-cancelable A&H (b).....	0	30	0	0	0	0	0	0	0	0	0	0
15.3 Guaranteed renewable A&H (b).....	0	0	0	0	0	0	0	0	0	0	0	0
15.4 Non-renewable for stated reasons only (b).....	0	0	0	0	0	0	0	0	0	0	0	0
15.5 Other accident only.....	0	0	0	0	0	0	0	0	0	0	0	0
15.6 Medicare Title XVIII exempt from state taxes or fees.....	0	0	0	0	0	0	0	0	0	0	0	0
15.7 All other A&H (b).....	0	0	0	0	0	0	0	0	0	0	0	0
15.8 Federal employees health benefits plan premium.....	0	0	0	0	0	0	0	0	0	0	0	0
16. Workers' compensation.....	0	0	0	0	0	0	0	0	0	0	0	0
17.1 Other liability-occurrence.....	0	0	0	0	0	0	0	0	0	0	0	0
17.2 Other liability-claims-made.....	0	0	0	0	0	0	0	0	0	0	0	0
17.3 Excess workers' compensation.....	0	0	0	0	0	0	0	0	0	0	0	0
18. Products liability.....	0	0	0	0	0	0	0	0	0	0	0	0
19.1 Private passenger auto no-fault (personal injury protection).....	0	0	0	0	0	0	0	0	0	0	0	0
19.2 Other private passenger auto liability.....	0	0	0	0	0	0	0	0	0	0	0	0
19.3 Commercial auto no-fault (personal injury protection).....	0	0	0	0	0	0	0	0	0	0	0	0
19.4 Other commercial auto liability.....	0	0	0	0	0	0	0	0	0	0	0	0
21.1 Private passenger auto physical damage.....	0	0	0	0	0	0	0	0	0	0	0	0
21.2 Commercial auto physical damage.....	0	0	0	0	0	0	0	0	0	0	0	0
22. Aircraft (all perils).....	0	0	0	0	0	0	0	0	0	0	0	0
23. Fidelity.....	0	0	0	0	0	0	0	0	0	0	0	0
24. Surety.....	0	0	0	0	0	0	0	0	0	0	0	0
26. Burglary and theft.....	0	0	0	0	0	0	0	0	0	0	0	0
27. Boiler and machinery.....	0	0	0	0	0	0	0	0	0	0	0	0
28. Credit.....	16,761	34,763	0	42,870	41,429	44,128	8,055	0	10	87	0	11
30. Warranty.....	0	0	0	0	0	0	0	0	0	0	0	0
34. Aggregate write-ins for other lines of business.....	13,072	16,019	0	4,435	66,419	64,054	3,754	0	0	0	3,321	100,552
35. TOTALS (a).....	1,055,224	1,084,606	0	96,542	624,726	662,872	147,585	0	10	87	350,382	118,946

DETAILS OF WRITE-INS

3401. Credit Unemployment.....	3,243	3,243	0	0	0	53	374	0	0	0	164	65
3402. Contract Liability.....	9,829	12,776	0	4,435	66,419	64,001	3,380	0	0	0	3,157	100,487
3403.....	0	0	0	0	0	0	0	0	0	0	0	0
3498. Summary of remaining write-ins for Line 34 from overflow page.....	0	0	0	0	0	0	0	0	0	0	0	0
3499. TOTALS (Lines 3401 through 3403 plus 3498) (Line 34 above).....	13,072	16,019	0	4,435	66,419	64,054	3,754	0	0	0	3,321	100,552

(a) Finance and service charges not included in Lines 1 to 35 \$.....0.

(b) For health business on indicated lines report: Number of persons insured under PPO managed care products.....0 and number of persons insured under indemnity only products.....0.

EXHIBIT OF PREMIUMS AND LOSSES (Statutory Page 14)



NAIC Group Code....0468 NAIC Company Code....10952

BUSINESS IN THE STATE OF DELAWARE DURING THE YEAR

Line of Business	Gross Premiums, Including Policy and Membership Fees, Less Return Premiums and Premiums on Policies not Taken		3 Dividends Paid or Credited to Policyholders on Direct Business	4 Direct Unearned Premium Reserves	5 Direct Losses Paid (deducting salvage)	6 Direct Losses Incurred	7 Direct Losses Unpaid	8 Direct Defense and Cost Containment Expense Paid	9 Direct Defense and Cost Containment Expense Incurred	10 Direct Defense and Cost Containment Expense Unpaid	11 Commissions and Brokerage Expenses	12 Taxes, Licenses and Fees
	1 Direct Premiums Written	2 Direct Premiums Earned										
1. Fire.....	0	0	0	0	0	0	0	0	0	0	0	0
2.1 Allied lines.....	0	0	0	0	0	0	0	0	0	0	0	0
2.2 Multiple peril crop.....	0	0	0	0	0	0	0	0	0	0	0	0
2.3 Federal flood.....	0	0	0	0	0	0	0	0	0	0	0	0
2.4 Private crop.....	0	0	0	0	0	0	0	0	0	0	0	0
2.5 Private flood.....	0	0	0	0	0	0	0	0	0	0	0	0
3. Farmowners multiple peril.....	0	0	0	0	0	0	0	0	0	0	0	0
4. Homeowners multiple peril.....	0	0	0	0	0	0	0	0	0	0	0	0
5.1 Commercial multiple peril (non-liability portion).....	0	0	0	0	0	0	0	0	0	0	0	0
5.2 Commercial multiple peril (liability portion).....	0	0	0	0	0	0	0	0	0	0	0	0
6. Mortgage guaranty.....	0	0	0	0	0	0	0	0	0	0	0	0
8. Ocean marine.....	0	0	0	0	0	0	0	0	0	0	0	0
9. Inland marine.....	1,165,818	1,153,639	0	56,028	733,585	824,314	192,702	0	0	0	394,854	20,898
10. Financial guaranty.....	0	0	0	0	0	0	0	0	0	0	0	0
11. Medical professional liability.....	0	0	0	0	0	0	0	0	0	0	0	0
12. Earthquake.....	0	0	0	0	0	0	0	0	0	0	0	0
13. Group accident and health (b).....	127	128	0	1	0	0	0	0	0	0	38	3
14. Credit A&H (group and individual).....	2,958	2,958	0	0	946	1,710	943	0	0	0	194	59
15.1 Collectively renewable A&H (b).....	0	0	0	0	0	0	0	0	0	0	0	0
15.2 Non-cancelable A&H (b).....	0	0	0	0	0	0	0	0	0	0	0	0
15.3 Guaranteed renewable A&H (b).....	0	0	0	0	0	0	0	0	0	0	0	0
15.4 Non-renewable for stated reasons only (b).....	0	0	0	0	0	0	0	0	0	0	0	0
15.5 Other accident only.....	0	0	0	0	0	0	0	0	0	0	0	0
15.6 Medicare Title XVIII exempt from state taxes or fees.....	0	0	0	0	0	0	0	0	0	0	0	0
15.7 All other A&H (b).....	0	0	0	0	0	0	0	0	0	0	0	0
15.8 Federal employees health benefits plan premium.....	0	0	0	0	0	0	0	0	0	0	0	0
16. Workers' compensation.....	0	0	0	0	0	0	0	0	0	0	0	0
17.1 Other liability-occurrence.....	0	0	0	0	0	0	0	0	0	0	0	0
17.2 Other liability-claims-made.....	0	0	0	0	0	0	0	0	0	0	0	0
17.3 Excess workers' compensation.....	0	0	0	0	0	0	0	0	0	0	0	0
18. Products liability.....	0	0	0	0	0	0	0	0	0	0	0	0
19.1 Private passenger auto no-fault (personal injury protection).....	0	0	0	0	0	0	0	0	0	0	0	0
19.2 Other private passenger auto liability.....	0	0	0	0	0	0	0	0	0	0	0	0
19.3 Commercial auto no-fault (personal injury protection).....	0	0	0	0	0	0	0	0	0	0	0	0
19.4 Other commercial auto liability.....	0	0	0	0	0	0	0	0	0	0	0	0
21.1 Private passenger auto physical damage.....	0	0	0	0	0	0	0	0	0	0	0	0
21.2 Commercial auto physical damage.....	0	0	0	0	0	0	0	0	0	0	0	0
22. Aircraft (all perils).....	0	0	0	0	0	0	0	0	0	0	0	0
23. Fidelity.....	0	0	0	0	0	0	0	0	0	0	0	0
24. Surety.....	0	0	0	0	0	0	0	0	0	0	0	0
26. Burglary and theft.....	0	0	0	0	0	0	0	0	0	0	0	0
27. Boiler and machinery.....	0	0	0	0	0	0	0	0	0	0	0	0
28. Credit.....	33,464	28,121	0	59,209	22,392	19,795	4,353	0	6	47	0	23
30. Warranty.....	0	0	0	0	0	0	0	0	0	0	0	0
34. Aggregate write-ins for other lines of business.....	28,501	29,759	0	10,416	15,765	16,851	11,100	0	0	0	7,689	108
35. TOTALS (a).....	1,230,868	1,214,605	0	125,654	772,688	862,670	209,098	0	6	47	402,775	21,091

DETAILS OF WRITE-INS

3401. Credit Unemployment.....	5,420	5,420	0	0	3,804	6,120	3,163	0	0	0	275	108
3402. Contract Liability.....	23,081	24,339	0	10,416	11,961	10,731	7,937	0	0	0	7,414	0
3403.....	0	0	0	0	0	0	0	0	0	0	0	0
3498. Summary of remaining write-ins for Line 34 from overflow page.....	0	0	0	0	0	0	0	0	0	0	0	0
3499. TOTALS (Lines 3401 through 3403 plus 3498) (Line 34 above).....	28,501	29,759	0	10,416	15,765	16,851	11,100	0	0	0	7,689	108

(a) Finance and service charges not included in Lines 1 to 35 \$.....0.

(b) For health business on indicated lines report: Number of persons insured under PPO managed care products.....0 and number of persons insured under indemnity only products.....0.

EXHIBIT OF PREMIUMS AND LOSSES (Statutory Page 14)



NAIC Group Code.....0468 NAIC Company Code....10952

BUSINESS IN THE STATE OF FLORIDA DURING THE YEAR

Line of Business	Gross Premiums, Including Policy and Membership Fees, Less Return Premiums and Premiums on Policies not Taken		3 Dividends Paid or Credited to Policyholders on Direct Business	4 Direct Unearned Premium Reserves	5 Direct Losses Paid (deducting salvage)	6 Direct Losses Incurred	7 Direct Losses Unpaid	8 Direct Defense and Cost Containment Expense Paid	9 Direct Defense and Cost Containment Expense Incurred	10 Direct Defense and Cost Containment Expense Unpaid	11 Commissions and Brokerage Expenses	12 Taxes, Licenses and Fees
	1 Direct Premiums Written	2 Direct Premiums Earned										
1. Fire.....	0	0	0	0	0	0	0	0	0	0	0	0
2.1 Allied lines.....	0	0	0	0	0	0	0	0	0	0	0	0
2.2 Multiple peril crop.....	0	0	0	0	0	0	0	0	0	0	0	0
2.3 Federal flood.....	0	0	0	0	0	0	0	0	0	0	0	0
2.4 Private crop.....	0	0	0	0	0	0	0	0	0	0	0	0
2.5 Private flood.....	0	0	0	0	0	0	0	0	0	0	0	0
3. Farmowners multiple peril.....	0	0	0	0	0	0	0	0	0	0	0	0
4. Homeowners multiple peril.....	0	0	0	0	0	0	0	0	0	0	0	0
5.1 Commercial multiple peril (non-liability portion).....	0	0	0	0	0	0	0	0	0	0	0	0
5.2 Commercial multiple peril (liability portion).....	0	0	0	0	0	0	0	0	0	0	0	0
6. Mortgage guaranty.....	0	0	0	0	0	0	0	0	0	0	0	0
8. Ocean marine.....	0	0	0	0	0	0	0	0	0	0	0	0
9. Inland marine.....	33,528,715	33,595,891	0	1,611,341	18,367,219	19,209,051	4,824,794	0	0	0	11,355,933	601,036
10. Financial guaranty.....	0	0	0	0	0	0	0	0	0	0	0	0
11. Medical professional liability.....	0	0	0	0	0	0	0	0	0	0	0	0
12. Earthquake.....	0	0	0	0	0	0	0	0	0	0	0	0
13. Group accident and health (b).....	871	871	0	6	0	0	0	0	0	0	259	18
14. Credit A&H (group and individual).....	69,052	69,052	0	0	12,665	(13,715)	12,616	0	0	0	4,526	1,379
15.1 Collectively renewable A&H (b).....	0	0	0	0	0	0	0	0	0	0	0	0
15.2 Non-cancelable A&H (b).....	246	221	0	25	0	0	1	0	0	0	13	5
15.3 Guaranteed renewable A&H (b).....	0	0	0	0	0	0	0	0	0	0	0	0
15.4 Non-renewable for stated reasons only (b).....	0	0	0	0	0	0	0	0	0	0	0	0
15.5 Other accident only.....	0	0	0	0	0	0	0	0	0	0	0	0
15.6 Medicare Title XVIII exempt from state taxes or fees.....	0	0	0	0	0	0	0	0	0	0	0	0
15.7 All other A&H (b).....	0	0	0	0	0	0	0	0	0	0	0	0
15.8 Federal employees health benefits plan premium.....	0	0	0	0	0	0	0	0	0	0	0	0
16. Workers' compensation.....	0	0	0	0	0	0	0	0	0	0	0	0
17.1 Other liability-occurrence.....	0	0	0	0	0	0	0	0	0	0	0	0
17.2 Other liability-claims-made.....	0	0	0	0	0	0	0	0	0	0	0	0
17.3 Excess workers' compensation.....	0	0	0	0	0	0	0	0	0	0	0	0
18. Products liability.....	0	0	0	0	0	0	0	0	0	0	0	0
19.1 Private passenger auto no-fault (personal injury protection).....	0	0	0	0	0	0	0	0	0	0	0	0
19.2 Other private passenger auto liability.....	0	0	0	0	0	0	0	0	0	0	0	0
19.3 Commercial auto no-fault (personal injury protection).....	0	0	0	0	0	0	0	0	0	0	0	0
19.4 Other commercial auto liability.....	0	0	0	0	0	0	0	0	0	0	0	0
21.1 Private passenger auto physical damage.....	0	0	0	0	0	0	0	0	0	0	0	0
21.2 Commercial auto physical damage.....	0	0	0	0	0	0	0	0	0	0	0	0
22. Aircraft (all perils).....	0	0	0	0	0	0	0	0	0	0	0	0
23. Fidelity.....	0	0	0	0	0	0	0	0	0	0	0	0
24. Surety.....	0	0	0	0	0	0	0	0	0	0	0	0
26. Burglary and theft.....	0	0	0	0	0	0	0	0	0	0	0	0
27. Boiler and machinery.....	0	0	0	0	0	0	0	0	0	0	0	0
28. Credit.....	1,060,023	866,188	0	1,649,530	1,406,771	1,680,275	273,505	0	350	2,971	0	722
30. Warranty.....	0	0	0	0	0	0	0	0	0	0	0	0
34. Aggregate write-ins for other lines of business.....	565,633	522,838	0	202,424	152,022	181,299	157,646	0	0	0	150,026	2,335
35. TOTALS (a).....	35,224,540	35,055,061	0	3,463,326	19,938,677	21,056,910	5,268,562	0	350	2,971	11,510,757	605,495

DETAILS OF WRITE-INS

3401. Credit Unemployment.....	117,071	117,071	0	0	4,925	5,307	3,388	0	0	0	5,934	2,335
3402. Contract Liability.....	448,562	405,767	0	202,424	147,097	175,992	154,258	0	0	0	144,092	0
3403.....	0	0	0	0	0	0	0	0	0	0	0	0
3498. Summary of remaining write-ins for Line 34 from overflow page.....	0	0	0	0	0	0	0	0	0	0	0	0
3499. TOTALS (Lines 3401 through 3403 plus 3498) (Line 34 above).....	565,633	522,838	0	202,424	152,022	181,299	157,646	0	0	0	150,026	2,335

(a) Finance and service charges not included in Lines 1 to 35 \$.....0.

(b) For health business on indicated lines report: Number of persons insured under PPO managed care products.....0 and number of persons insured under indemnity only products.....0.

EXHIBIT OF PREMIUMS AND LOSSES (Statutory Page 14)



NAIC Group Code.....0468 NAIC Company Code....10952

BUSINESS IN THE STATE OF **GEORGIA** DURING THE YEAR

Line of Business	Gross Premiums, Including Policy and Membership Fees, Less Return Premiums and Premiums on Policies not Taken		3 Dividends Paid or Credited to Policyholders on Direct Business	4 Direct Unearned Premium Reserves	5 Direct Losses Paid (deducting salvage)	6 Direct Losses Incurred	7 Direct Losses Unpaid	8 Direct Defense and Cost Containment Expense Paid	9 Direct Defense and Cost Containment Expense Incurred	10 Direct Defense and Cost Containment Expense Unpaid	11 Commissions and Brokerage Expenses	12 Taxes, Licenses and Fees
	1 Direct Premiums Written	2 Direct Premiums Earned										
1. Fire.....	0	0	0	0	0	0	0	0	0	0	0	0
2.1 Allied lines.....	0	0	0	0	0	0	0	0	0	0	0	0
2.2 Multiple peril crop.....	0	0	0	0	0	0	0	0	0	0	0	0
2.3 Federal flood.....	0	0	0	0	0	0	0	0	0	0	0	0
2.4 Private crop.....	0	0	0	0	0	0	0	0	0	0	0	0
2.5 Private flood.....	0	0	0	0	0	0	0	0	0	0	0	0
3. Farmowners multiple peril.....	0	0	0	0	0	0	0	0	0	0	0	0
4. Homeowners multiple peril.....	0	0	0	0	0	0	0	0	0	0	0	0
5.1 Commercial multiple peril (non-liability portion).....	0	0	0	0	0	0	0	0	0	0	0	0
5.2 Commercial multiple peril (liability portion).....	0	0	0	0	0	0	0	0	0	0	0	0
6. Mortgage guaranty.....	0	0	0	0	0	0	0	0	0	0	0	0
8. Ocean marine.....	0	0	0	0	0	0	0	0	0	0	0	0
9. Inland marine.....	7,283,319	7,332,485	0	350,026	3,785,233	3,956,080	994,324	0	0	0	2,466,807	130,561
10. Financial guaranty.....	0	0	0	0	0	0	0	0	0	0	0	0
11. Medical professional liability.....	0	0	0	0	0	0	0	0	0	0	0	0
12. Earthquake.....	0	0	0	0	0	0	0	0	0	0	0	0
13. Group accident and health (b).....	742	746	0	5	0	0	0	0	0	0	220	15
14. Credit A&H (group and individual).....	18,913	18,913	0	0	2,121	(7,821)	2,112	0	0	0	1,240	378
15.1 Collectively renewable A&H (b).....	0	0	0	0	0	0	0	0	0	0	0	0
15.2 Non-cancelable A&H (b).....	0	0	0	0	0	0	0	0	0	0	0	0
15.3 Guaranteed renewable A&H (b).....	0	0	0	0	0	0	0	0	0	0	0	0
15.4 Non-renewable for stated reasons only (b).....	0	0	0	0	0	0	0	0	0	0	0	0
15.5 Other accident only.....	0	0	0	0	0	0	0	0	0	0	0	0
15.6 Medicare Title XVIII exempt from state taxes or fees.....	0	0	0	0	0	0	0	0	0	0	0	0
15.7 All other A&H (b).....	0	0	0	0	0	0	0	0	0	0	0	0
15.8 Federal employees health benefits plan premium.....	0	0	0	0	0	0	0	0	0	0	0	0
16. Workers' compensation.....	0	0	0	0	0	(204,837)	598,425	0	0	0	0	0
17.1 Other liability-occurrence.....	0	0	0	0	0	0	0	0	0	0	0	0
17.2 Other liability-claims-made.....	0	0	0	0	0	0	0	0	0	0	0	0
17.3 Excess workers' compensation.....	0	0	0	0	0	0	0	0	0	0	0	0
18. Products liability.....	0	0	0	0	0	0	0	0	0	0	0	0
19.1 Private passenger auto no-fault (personal injury protection).....	0	0	0	0	0	0	0	0	0	0	0	0
19.2 Other private passenger auto liability.....	0	0	0	0	0	0	0	0	0	0	0	0
19.3 Commercial auto no-fault (personal injury protection).....	0	0	0	0	0	0	0	0	0	0	0	0
19.4 Other commercial auto liability.....	0	0	0	0	0	0	0	0	0	0	0	0
21.1 Private passenger auto physical damage.....	0	0	0	0	0	0	0	0	0	0	0	0
21.2 Commercial auto physical damage.....	0	0	0	0	0	0	0	0	0	0	0	0
22. Aircraft (all perils).....	0	0	0	0	0	0	0	0	0	0	0	0
23. Fidelity.....	0	0	0	0	0	0	0	0	0	0	0	0
24. Surety.....	0	0	0	0	0	0	0	0	0	0	0	0
26. Burglary and theft.....	0	0	0	0	0	0	0	0	0	0	0	0
27. Boiler and machinery.....	0	0	0	0	0	0	0	0	0	0	0	0
28. Credit.....	430,599	409,656	0	606,317	616,890	736,826	119,936	0	153	1,303	0	293
30. Warranty.....	0	0	0	0	0	0	0	0	0	0	0	0
34. Aggregate write-ins for other lines of business.....	82,421	82,421	0	0	71,815	71,647	10,574	0	0	0	4,178	1,644
35. TOTALS (a).....	7,815,994	7,844,221	0	956,348	4,476,059	4,551,895	1,725,371	0	153	1,303	2,472,445	132,891

DETAILS OF WRITE-INS

3401. Credit Unemployment.....	82,421	82,421	0	0	4,534	4,366	10,574	0	0	0	4,178	1,644
3402. Contract Liability.....	0	0	0	0	67,281	67,281	0	0	0	0	0	0
3403.....	0	0	0	0	0	0	0	0	0	0	0	0
3498. Summary of remaining write-ins for Line 34 from overflow page.....	0	0	0	0	0	0	0	0	0	0	0	0
3499. TOTALS (Lines 3401 through 3403 plus 3498) (Line 34 above).....	82,421	82,421	0	0	71,815	71,647	10,574	0	0	0	4,178	1,644

(a) Finance and service charges not included in Lines 1 to 35 \$.....0.
(b) For health business on indicated lines report: Number of persons insured under PPO managed care products.....0 and number of persons insured under indemnity only products.....0.

EXHIBIT OF PREMIUMS AND LOSSES (Statutory Page 14)



NAIC Group Code.....0468 NAIC Company Code....10952

BUSINESS IN GRAND TOTAL DURING THE YEAR

Line of Business	Gross Premiums, Including Policy and Membership Fees, Less Return Premiums and Premiums on Policies not Taken		3 Dividends Paid or Credited to Policyholders on Direct Business	4 Direct Unearned Premium Reserves	5 Direct Losses Paid (deducting salvage)	6 Direct Losses Incurred	7 Direct Losses Unpaid	8 Direct Defense and Cost Containment Expense Paid	9 Direct Defense and Cost Containment Expense Incurred	10 Direct Defense and Cost Containment Expense Unpaid	11 Commissions and Brokerage Expenses	12 Taxes, Licenses and Fees
	1 Direct Premiums Written	2 Direct Premiums Earned										
1. Fire.....	0	0	0	0	0	0	0	0	0	0	0	0
2.1 Allied lines.....	0	0	0	0	0	0	0	0	0	0	0	0
2.2 Multiple peril crop.....	0	0	0	0	0	0	0	0	0	0	0	0
2.3 Federal flood.....	0	0	0	0	0	0	0	0	0	0	0	0
2.4 Private crop.....	0	0	0	0	0	0	0	0	0	0	0	0
2.5 Private flood.....	0	0	0	0	0	0	0	0	0	0	0	0
3. Farmowners multiple peril.....	0	0	0	0	0	0	0	0	0	0	0	0
4. Homeowners multiple peril.....	0	0	0	0	0	0	0	0	0	0	0	0
5.1 Commercial multiple peril (non-liability portion).....	0	0	0	0	0	0	0	0	0	0	0	0
5.2 Commercial multiple peril (liability portion).....	0	0	0	0	0	0	0	0	0	0	0	0
6. Mortgage guaranty.....	0	0	0	0	0	0	0	0	0	0	0	0
8. Ocean marine.....	0	0	0	0	0	0	0	0	0	0	0	0
9. Inland marine.....	354,629,526	356,525,633	0	17,042,970	199,104,136	209,595,392	52,301,679	0	0	0	120,110,455	6,357,087
10. Financial guaranty.....	3,000,000	3,000,000	0	0	0	0	0	0	0	0	0	0
11. Medical professional liability.....	0	0	0	0	0	0	0	0	0	0	0	0
12. Earthquake.....	0	0	0	0	0	0	0	0	0	0	0	0
13. Group accident and health (b).....	143,257	143,410	0	1,023	8,599	8,447	1,946	0	(6)	45	42,515	2,944
14. Credit A&H (group and individual).....	297,910	297,910	0	0	59,806	(4,852)	59,577	0	0	0	19,526	5,947
15.1 Collectively renewable A&H (b).....	0	0	0	0	0	0	0	0	0	0	0	0
15.2 Non-cancelable A&H (b).....	15,479	15,419	0	1,580	0	191	2,184	0	0	48	817	301
15.3 Guaranteed renewable A&H (b).....	0	0	0	0	0	0	0	0	0	0	0	0
15.4 Non-renewable for stated reasons only (b).....	0	0	0	0	0	0	0	0	0	0	0	0
15.5 Other accident only.....	0	0	0	0	0	0	0	0	0	0	0	0
15.6 Medicare Title XVIII exempt from state taxes or fees.....	0	0	0	0	0	0	0	0	0	0	0	0
15.7 All other A&H (b).....	0	0	0	0	0	0	0	0	0	0	0	0
15.8 Federal employees health benefits plan premium.....	0	0	0	0	0	0	0	0	0	0	0	0
16. Workers' compensation.....	0	0	0	0	1,010,941	(7,689,802)	25,418,985	79,252	(501,050)	1,936,459	0	0
17.1 Other liability-occurrence.....	0	0	0	0	0	0	0	0	0	0	0	0
17.2 Other liability-claims-made.....	0	0	0	0	0	0	0	0	0	0	0	0
17.3 Excess workers' compensation.....	0	0	0	0	0	0	0	0	0	0	0	0
18. Products liability.....	0	0	0	0	0	0	0	0	0	0	0	0
19.1 Private passenger auto no-fault (personal injury protection).....	0	0	0	0	0	0	0	0	0	0	0	0
19.2 Other private passenger auto liability.....	0	0	0	0	0	0	0	0	0	0	0	0
19.3 Commercial auto no-fault (personal injury protection).....	0	0	0	0	0	0	0	0	0	0	0	0
19.4 Other commercial auto liability.....	0	0	0	0	0	0	0	0	0	0	0	0
21.1 Private passenger auto physical damage.....	0	0	0	0	0	0	0	0	0	0	0	0
21.2 Commercial auto physical damage.....	0	0	0	0	0	0	0	0	0	0	0	0
22. Aircraft (all perils).....	0	0	0	0	0	0	0	0	0	0	0	0
23. Fidelity.....	0	0	0	0	0	0	0	0	0	0	0	0
24. Surety.....	0	0	0	0	0	0	0	0	0	0	0	0
26. Burglary and theft.....	0	0	0	0	0	0	0	0	0	0	0	0
27. Boiler and machinery.....	0	0	0	0	0	0	0	0	0	0	0	0
28. Credit.....	24,723,606	23,854,111	0	39,669,343	22,882,745	24,689,984	4,448,870	0	5,692	48,324	296,789	16,834
30. Warranty.....	25,478	1,000,565	0	2,010,460	498,929	438,587	41,879	0	0	0	0	(2,775)
34. Aggregate write-ins for other lines of business.....	7,769,889	8,849,068	0	2,996,856	5,195,329	4,264,831	2,394,597	0	0	0	2,190,416	122,973
35. TOTALS (a).....	390,605,145	393,686,116	0	61,722,232	228,760,485	231,302,778	84,669,717	79,252	(495,364)	1,984,876	122,660,518	6,503,311

DETAILS OF WRITE-INS

3401. Credit Unemployment.....	1,127,625	1,127,625	0	0	105,405	92,205	110,826	0	0	0	57,159	22,486
3402. Contract Liability.....	6,640,885	7,720,064	0	2,996,856	5,089,924	4,172,626	2,283,771	0	0	0	2,133,257	100,487
3403.....	1,379	1,379	0	0	0	0	0	0	0	0	0	0
3498. Summary of remaining write-ins for Line 34 from overflow page.....	0	0	0	0	0	0	0	0	0	0	0	0
3499. TOTALS (Lines 3401 through 3403 plus 3498) (Line 34 above).....	7,769,889	8,849,068	0	2,996,856	5,195,329	4,264,831	2,394,597	0	0	0	2,190,416	122,973

(a) Finance and service charges not included in Lines 1 to 35 \$.....0.

(b) For health business on indicated lines report: Number of persons insured under PPO managed care products.....0 and number of persons insured under indemnity only products.....0.

EXHIBIT OF PREMIUMS AND LOSSES (Statutory Page 14)



NAIC Group Code....0468 NAIC Company Code....10952

BUSINESS IN GUAM DURING THE YEAR

Line of Business	Gross Premiums, Including Policy and Membership Fees, Less Return Premiums and Premiums on Policies not Taken		3 Dividends Paid or Credited to Policyholders on Direct Business	4 Direct Unearned Premium Reserves	5 Direct Losses Paid (deducting salvage)	6 Direct Losses Incurred	7 Direct Losses Unpaid	8 Direct Defense and Cost Containment Expense Paid	9 Direct Defense and Cost Containment Expense Incurred	10 Direct Defense and Cost Containment Expense Unpaid	11 Commissions and Brokerage Expenses	12 Taxes, Licenses and Fees
	1 Direct Premiums Written	2 Direct Premiums Earned										
1. Fire.....	0	0	0	0	0	0	0	0	0	0	0	0
2.1 Allied lines.....	0	0	0	0	0	0	0	0	0	0	0	0
2.2 Multiple peril crop.....	0	0	0	0	0	0	0	0	0	0	0	0
2.3 Federal flood.....	0	0	0	0	0	0	0	0	0	0	0	0
2.4 Private crop.....	0	0	0	0	0	0	0	0	0	0	0	0
2.5 Private flood.....	0	0	0	0	0	0	0	0	0	0	0	0
3. Farmowners multiple peril.....	0	0	0	0	0	0	0	0	0	0	0	0
4. Homeowners multiple peril.....	0	0	0	0	0	0	0	0	0	0	0	0
5.1 Commercial multiple peril (non-liability portion).....	0	0	0	0	0	0	0	0	0	0	0	0
5.2 Commercial multiple peril (liability portion).....	0	0	0	0	0	0	0	0	0	0	0	0
6. Mortgage guaranty.....	0	0	0	0	0	0	0	0	0	0	0	0
8. Ocean marine.....	0	0	0	0	0	0	0	0	0	0	0	0
9. Inland marine.....	19,808	19,212	0	952	11,732	12,918	3,082	0	0	0	6,709	355
10. Financial guaranty.....	0	0	0	0	0	0	0	0	0	0	0	0
11. Medical professional liability.....	0	0	0	0	0	0	0	0	0	0	0	0
12. Earthquake.....	0	0	0	0	0	0	0	0	0	0	0	0
13. Group accident and health (b).....	0	0	0	0	0	0	0	0	0	0	0	0
14. Credit A&H (group and individual).....	0	0	0	0	0	0	0	0	0	0	0	0
15.1 Collectively renewable A&H (b).....	0	0	0	0	0	0	0	0	0	0	0	0
15.2 Non-cancelable A&H (b).....	0	0	0	0	0	0	0	0	0	0	0	0
15.3 Guaranteed renewable A&H (b).....	0	0	0	0	0	0	0	0	0	0	0	0
15.4 Non-renewable for stated reasons only (b).....	0	0	0	0	0	0	0	0	0	0	0	0
15.5 Other accident only.....	0	0	0	0	0	0	0	0	0	0	0	0
15.6 Medicare Title XVIII exempt from state taxes or fees.....	0	0	0	0	0	0	0	0	0	0	0	0
15.7 All other A&H (b).....	0	0	0	0	0	0	0	0	0	0	0	0
15.8 Federal employees health benefits plan premium.....	0	0	0	0	0	0	0	0	0	0	0	0
16. Workers' compensation.....	0	0	0	0	0	0	0	0	0	0	0	0
17.1 Other liability-occurrence.....	0	0	0	0	0	0	0	0	0	0	0	0
17.2 Other liability-claims-made.....	0	0	0	0	0	0	0	0	0	0	0	0
17.3 Excess workers' compensation.....	0	0	0	0	0	0	0	0	0	0	0	0
18. Products liability.....	0	0	0	0	0	0	0	0	0	0	0	0
19.1 Private passenger auto no-fault (personal injury protection).....	0	0	0	0	0	0	0	0	0	0	0	0
19.2 Other private passenger auto liability.....	0	0	0	0	0	0	0	0	0	0	0	0
19.3 Commercial auto no-fault (personal injury protection).....	0	0	0	0	0	0	0	0	0	0	0	0
19.4 Other commercial auto liability.....	0	0	0	0	0	0	0	0	0	0	0	0
21.1 Private passenger auto physical damage.....	0	0	0	0	0	0	0	0	0	0	0	0
21.2 Commercial auto physical damage.....	0	0	0	0	0	0	0	0	0	0	0	0
22. Aircraft (all perils).....	0	0	0	0	0	0	0	0	0	0	0	0
23. Fidelity.....	0	0	0	0	0	0	0	0	0	0	0	0
24. Surety.....	0	0	0	0	0	0	0	0	0	0	0	0
26. Burglary and theft.....	0	0	0	0	0	0	0	0	0	0	0	0
27. Boiler and machinery.....	0	0	0	0	0	0	0	0	0	0	0	0
28. Credit.....	0	0	0	0	0	0	0	0	0	0	0	0
30. Warranty.....	0	0	0	0	0	0	0	0	0	0	0	0
34. Aggregate write-ins for other lines of business.....	0	0	0	0	742	742	0	0	0	0	0	0
35. TOTALS (a).....	19,808	19,212	0	952	12,474	13,660	3,082	0	0	0	6,709	355

DETAILS OF WRITE-INS

3401. Credit Unemployment.....	0	0	0	0	0	0	0	0	0	0	0	0
3402. Contract Liability.....	0	0	0	0	742	742	0	0	0	0	0	0
3403.....	0	0	0	0	0	0	0	0	0	0	0	0
3498. Summary of remaining write-ins for Line 34 from overflow page.....	0	0	0	0	0	0	0	0	0	0	0	0
3499. TOTALS (Lines 3401 through 3403 plus 3498) (Line 34 above).....	0	0	0	0	742	742	0	0	0	0	0	0

(a) Finance and service charges not included in Lines 1 to 35 \$.....0.

(b) For health business on indicated lines report: Number of persons insured under PPO managed care products.....0 and number of persons insured under indemnity only products.....0.

EXHIBIT OF PREMIUMS AND LOSSES (Statutory Page 14)



NAIC Group Code....0468 NAIC Company Code....10952

BUSINESS IN THE STATE OF HAWAII DURING THE YEAR

Line of Business	Gross Premiums, Including Policy and Membership Fees, Less Return Premiums and Premiums on Policies not Taken		3 Dividends Paid or Credited to Policyholders on Direct Business	4 Direct Unearned Premium Reserves	5 Direct Losses Paid (deducting salvage)	6 Direct Losses Incurred	7 Direct Losses Unpaid	8 Direct Defense and Cost Containment Expense Paid	9 Direct Defense and Cost Containment Expense Incurred	10 Direct Defense and Cost Containment Expense Unpaid	11 Commissions and Brokerage Expenses	12 Taxes, Licenses and Fees
	1 Direct Premiums Written	2 Direct Premiums Earned										
1. Fire.....	0	0	0	0	0	0	0	0	0	0	0	0
2.1 Allied lines.....	0	0	0	0	0	0	0	0	0	0	0	0
2.2 Multiple peril crop.....	0	0	0	0	0	0	0	0	0	0	0	0
2.3 Federal flood.....	0	0	0	0	0	0	0	0	0	0	0	0
2.4 Private crop.....	0	0	0	0	0	0	0	0	0	0	0	0
2.5 Private flood.....	0	0	0	0	0	0	0	0	0	0	0	0
3. Farmowners multiple peril.....	0	0	0	0	0	0	0	0	0	0	0	0
4. Homeowners multiple peril.....	0	0	0	0	0	0	0	0	0	0	0	0
5.1 Commercial multiple peril (non-liability portion).....	0	0	0	0	0	0	0	0	0	0	0	0
5.2 Commercial multiple peril (liability portion).....	0	0	0	0	0	0	0	0	0	0	0	0
6. Mortgage guaranty.....	0	0	0	0	0	0	0	0	0	0	0	0
8. Ocean marine.....	0	0	0	0	0	0	0	0	0	0	0	0
9. Inland marine.....	1,216,750	1,229,588	0	58,475	652,239	691,062	171,333	0	0	0	412,105	21,811
10. Financial guaranty.....	0	0	0	0	0	0	0	0	0	0	0	0
11. Medical professional liability.....	0	0	0	0	0	0	0	0	0	0	0	0
12. Earthquake.....	0	0	0	0	0	0	0	0	0	0	0	0
13. Group accident and health (b).....	355	356	0	3	0	0	0	0	0	0	105	7
14. Credit A&H (group and individual).....	0	0	0	0	0	0	0	0	0	0	0	0
15.1 Collectively renewable A&H (b).....	0	0	0	0	0	0	0	0	0	0	0	0
15.2 Non-cancelable A&H (b).....	0	0	0	0	0	0	0	0	0	0	0	0
15.3 Guaranteed renewable A&H (b).....	0	0	0	0	0	0	0	0	0	0	0	0
15.4 Non-renewable for stated reasons only (b).....	0	0	0	0	0	0	0	0	0	0	0	0
15.5 Other accident only.....	0	0	0	0	0	0	0	0	0	0	0	0
15.6 Medicare Title XVIII exempt from state taxes or fees.....	0	0	0	0	0	0	0	0	0	0	0	0
15.7 All other A&H (b).....	0	0	0	0	0	0	0	0	0	0	0	0
15.8 Federal employees health benefits plan premium.....	0	0	0	0	0	0	0	0	0	0	0	0
16. Workers' compensation.....	0	0	0	0	0	0	0	0	0	0	0	0
17.1 Other liability-occurrence.....	0	0	0	0	0	0	0	0	0	0	0	0
17.2 Other liability-claims-made.....	0	0	0	0	0	0	0	0	0	0	0	0
17.3 Excess workers' compensation.....	0	0	0	0	0	0	0	0	0	0	0	0
18. Products liability.....	0	0	0	0	0	0	0	0	0	0	0	0
19.1 Private passenger auto no-fault (personal injury protection).....	0	0	0	0	0	0	0	0	0	0	0	0
19.2 Other private passenger auto liability.....	0	0	0	0	0	0	0	0	0	0	0	0
19.3 Commercial auto no-fault (personal injury protection).....	0	0	0	0	0	0	0	0	0	0	0	0
19.4 Other commercial auto liability.....	0	0	0	0	0	0	0	0	0	0	0	0
21.1 Private passenger auto physical damage.....	0	0	0	0	0	0	0	0	0	0	0	0
21.2 Commercial auto physical damage.....	0	0	0	0	0	0	0	0	0	0	0	0
22. Aircraft (all perils).....	0	0	0	0	0	0	0	0	0	0	0	0
23. Fidelity.....	0	0	0	0	0	0	0	0	0	0	0	0
24. Surety.....	0	0	0	0	0	0	0	0	0	0	0	0
26. Burglary and theft.....	0	0	0	0	0	0	0	0	0	0	0	0
27. Boiler and machinery.....	0	0	0	0	0	0	0	0	0	0	0	0
28. Credit.....	9,068	8,199	0	11,894	1,458	1,742	283	0	0	3	0	6
30. Warranty.....	0	0	0	0	0	0	0	0	0	0	0	0
34. Aggregate write-ins for other lines of business.....	879	879	0	0	14,848	14,860	138	0	0	0	45	18
35. TOTALS (a).....	1,227,052	1,239,022	0	70,372	668,545	707,664	171,754	0	0	3	412,255	21,842

DETAILS OF WRITE-INS

3401. Credit Unemployment.....	879	879	0	0	0	12	138	0	0	0	45	18
3402. Contract Liability.....	0	0	0	0	14,848	14,848	0	0	0	0	0	0
3403.....	0	0	0	0	0	0	0	0	0	0	0	0
3498. Summary of remaining write-ins for Line 34 from overflow page.....	0	0	0	0	0	0	0	0	0	0	0	0
3499. TOTALS (Lines 3401 through 3403 plus 3498) (Line 34 above).....	879	879	0	0	14,848	14,860	138	0	0	0	45	18

(a) Finance and service charges not included in Lines 1 to 35 \$.....0.
(b) For health business on indicated lines report: Number of persons insured under PPO managed care products.....0 and number of persons insured under indemnity only products.....0.

EXHIBIT OF PREMIUMS AND LOSSES (Statutory Page 14)



NAIC Group Code....0468 NAIC Company Code....10952

BUSINESS IN THE STATE OF IOWA DURING THE YEAR

Line of Business	Gross Premiums, Including Policy and Membership Fees, Less Return Premiums and Premiums on Policies not Taken		3 Dividends Paid or Credited to Policyholders on Direct Business	4 Direct Unearned Premium Reserves	5 Direct Losses Paid (deducting salvage)	6 Direct Losses Incurred	7 Direct Losses Unpaid	8 Direct Defense and Cost Containment Expense Paid	9 Direct Defense and Cost Containment Expense Incurred	10 Direct Defense and Cost Containment Expense Unpaid	11 Commissions and Brokerage Expenses	12 Taxes, Licenses and Fees
	1 Direct Premiums Written	2 Direct Premiums Earned										
1. Fire.....	0	0	0	0	0	0	0	0	0	0	0	0
2.1 Allied lines.....	0	0	0	0	0	0	0	0	0	0	0	0
2.2 Multiple peril crop.....	0	0	0	0	0	0	0	0	0	0	0	0
2.3 Federal flood.....	0	0	0	0	0	0	0	0	0	0	0	0
2.4 Private crop.....	0	0	0	0	0	0	0	0	0	0	0	0
2.5 Private flood.....	0	0	0	0	0	0	0	0	0	0	0	0
3. Farmowners multiple peril.....	0	0	0	0	0	0	0	0	0	0	0	0
4. Homeowners multiple peril.....	0	0	0	0	0	0	0	0	0	0	0	0
5.1 Commercial multiple peril (non-liability portion).....	0	0	0	0	0	0	0	0	0	0	0	0
5.2 Commercial multiple peril (liability portion).....	0	0	0	0	0	0	0	0	0	0	0	0
6. Mortgage guaranty.....	0	0	0	0	0	0	0	0	0	0	0	0
8. Ocean marine.....	0	0	0	0	0	0	0	0	0	0	0	0
9. Inland marine.....	3,032,175	3,041,100	0	145,722	1,213,135	1,297,975	318,672	0	0	0	1,026,976	54,355
10. Financial guaranty.....	3,000,000	3,000,000	0	0	0	0	0	0	0	0	0	0
11. Medical professional liability.....	0	0	0	0	0	0	0	0	0	0	0	0
12. Earthquake.....	0	0	0	0	0	0	0	0	0	0	0	0
13. Group accident and health (b).....	746	749	0	5	0	0	0	0	0	0	221	15
14. Credit A&H (group and individual).....	0	0	0	0	0	0	0	0	0	0	0	0
15.1 Collectively renewable A&H (b).....	0	0	0	0	0	0	0	0	0	0	0	0
15.2 Non-cancelable A&H (b).....	0	0	0	0	0	0	5	0	0	0	0	0
15.3 Guaranteed renewable A&H (b).....	0	0	0	0	0	0	0	0	0	0	0	0
15.4 Non-renewable for stated reasons only (b).....	0	0	0	0	0	0	0	0	0	0	0	0
15.5 Other accident only.....	0	0	0	0	0	0	0	0	0	0	0	0
15.6 Medicare Title XVIII exempt from state taxes or fees.....	0	0	0	0	0	0	0	0	0	0	0	0
15.7 All other A&H (b).....	0	0	0	0	0	0	0	0	0	0	0	0
15.8 Federal employees health benefits plan premium.....	0	0	0	0	0	0	0	0	0	0	0	0
16. Workers' compensation.....	0	0	0	0	0	0	0	0	0	0	0	0
17.1 Other liability-occurrence.....	0	0	0	0	0	0	0	0	0	0	0	0
17.2 Other liability-claims-made.....	0	0	0	0	0	0	0	0	0	0	0	0
17.3 Excess workers' compensation.....	0	0	0	0	0	0	0	0	0	0	0	0
18. Products liability.....	0	0	0	0	0	0	0	0	0	0	0	0
19.1 Private passenger auto no-fault (personal injury protection).....	0	0	0	0	0	0	0	0	0	0	0	0
19.2 Other private passenger auto liability.....	0	0	0	0	0	0	0	0	0	0	0	0
19.3 Commercial auto no-fault (personal injury protection).....	0	0	0	0	0	0	0	0	0	0	0	0
19.4 Other commercial auto liability.....	0	0	0	0	0	0	0	0	0	0	0	0
21.1 Private passenger auto physical damage.....	0	0	0	0	0	0	0	0	0	0	0	0
21.2 Commercial auto physical damage.....	0	0	0	0	0	0	0	0	0	0	0	0
22. Aircraft (all perils).....	0	0	0	0	0	0	0	0	0	0	0	0
23. Fidelity.....	0	0	0	0	0	0	0	0	0	0	0	0
24. Surety.....	0	0	0	0	0	0	0	0	0	0	0	0
26. Burglary and theft.....	0	0	0	0	0	0	0	0	0	0	0	0
27. Boiler and machinery.....	0	0	0	0	0	0	0	0	0	0	0	0
28. Credit.....	(1,578)	155,223	0	266,434	187,295	106,868	36,414	0	47	396	0	(1)
30. Warranty.....	0	0	0	0	0	0	0	0	0	0	0	0
34. Aggregate write-ins for other lines of business.....	1,813	1,813	0	0	8,808	8,899	1,151	0	0	0	92	36
35. TOTALS (a).....	6,033,156	6,198,885	0	412,161	1,409,238	1,413,742	356,242	0	47	396	1,027,289	54,405

DETAILS OF WRITE-INS

3401. Credit Unemployment.....	1,813	1,813	0	0	0	91	1,151	0	0	0	92	36
3402. Contract Liability.....	0	0	0	0	8,808	8,808	0	0	0	0	0	0
3403.....	0	0	0	0	0	0	0	0	0	0	0	0
3498. Summary of remaining write-ins for Line 34 from overflow page.....	0	0	0	0	0	0	0	0	0	0	0	0
3499. TOTALS (Lines 3401 through 3403 plus 3498) (Line 34 above).....	1,813	1,813	0	0	8,808	8,899	1,151	0	0	0	92	36

(a) Finance and service charges not included in Lines 1 to 35 \$.....0.

(b) For health business on indicated lines report: Number of persons insured under PPO managed care products.....0 and number of persons insured under indemnity only products.....0.

EXHIBIT OF PREMIUMS AND LOSSES (Statutory Page 14)



NAIC Group Code.....0468 NAIC Company Code....10952

BUSINESS IN THE STATE OF IDAHO DURING THE YEAR

Line of Business	Gross Premiums, Including Policy and Membership Fees, Less Return Premiums and Premiums on Policies not Taken		3 Dividends Paid or Credited to Policyholders on Direct Business	4 Direct Unearned Premium Reserves	5 Direct Losses Paid (deducting salvage)	6 Direct Losses Incurred	7 Direct Losses Unpaid	8 Direct Defense and Cost Containment Expense Paid	9 Direct Defense and Cost Containment Expense Incurred	10 Direct Defense and Cost Containment Expense Unpaid	11 Commissions and Brokerage Expenses	12 Taxes, Licenses and Fees
	1 Direct Premiums Written	2 Direct Premiums Earned										
1. Fire.....	0	0	0	0	0	0	0	0	0	0	0	0
2.1 Allied lines.....	0	0	0	0	0	0	0	0	0	0	0	0
2.2 Multiple peril crop.....	0	0	0	0	0	0	0	0	0	0	0	0
2.3 Federal flood.....	0	0	0	0	0	0	0	0	0	0	0	0
2.4 Private crop.....	0	0	0	0	0	0	0	0	0	0	0	0
2.5 Private flood.....	0	0	0	0	0	0	0	0	0	0	0	0
3. Farmowners multiple peril.....	0	0	0	0	0	0	0	0	0	0	0	0
4. Homeowners multiple peril.....	0	0	0	0	0	0	0	0	0	0	0	0
5.1 Commercial multiple peril (non-liability portion).....	0	0	0	0	0	0	0	0	0	0	0	0
5.2 Commercial multiple peril (liability portion).....	0	0	0	0	0	0	0	0	0	0	0	0
6. Mortgage guaranty.....	0	0	0	0	0	0	0	0	0	0	0	0
8. Ocean marine.....	0	0	0	0	0	0	0	0	0	0	0	0
9. Inland marine.....	1,096,712	1,102,167	0	52,706	627,058	671,781	164,719	0	0	0	371,448	19,660
10. Financial guaranty.....	0	0	0	0	0	0	0	0	0	0	0	0
11. Medical professional liability.....	0	0	0	0	0	0	0	0	0	0	0	0
12. Earthquake.....	0	0	0	0	0	0	0	0	0	0	0	0
13. Group accident and health (b).....	640	641	0	5	0	0	0	0	0	0	190	13
14. Credit A&H (group and individual).....	4,518	4,518	0	0	0	0	0	0	0	0	296	90
15.1 Collectively renewable A&H (b).....	0	0	0	0	0	0	0	0	0	0	0	0
15.2 Non-cancelable A&H (b).....	0	0	0	0	0	0	0	0	0	0	0	0
15.3 Guaranteed renewable A&H (b).....	0	0	0	0	0	0	0	0	0	0	0	0
15.4 Non-renewable for stated reasons only (b).....	0	0	0	0	0	0	0	0	0	0	0	0
15.5 Other accident only.....	0	0	0	0	0	0	0	0	0	0	0	0
15.6 Medicare Title XVIII exempt from state taxes or fees.....	0	0	0	0	0	0	0	0	0	0	0	0
15.7 All other A&H (b).....	0	0	0	0	0	0	0	0	0	0	0	0
15.8 Federal employees health benefits plan premium.....	0	0	0	0	0	0	0	0	0	0	0	0
16. Workers' compensation.....	0	0	0	0	0	0	0	0	0	0	0	0
17.1 Other liability-occurrence.....	0	0	0	0	0	0	0	0	0	0	0	0
17.2 Other liability-claims-made.....	0	0	0	0	0	0	0	0	0	0	0	0
17.3 Excess workers' compensation.....	0	0	0	0	0	0	0	0	0	0	0	0
18. Products liability.....	0	0	0	0	0	0	0	0	0	0	0	0
19.1 Private passenger auto no-fault (personal injury protection).....	0	0	0	0	0	0	0	0	0	0	0	0
19.2 Other private passenger auto liability.....	0	0	0	0	0	0	0	0	0	0	0	0
19.3 Commercial auto no-fault (personal injury protection).....	0	0	0	0	0	0	0	0	0	0	0	0
19.4 Other commercial auto liability.....	0	0	0	0	0	0	0	0	0	0	0	0
21.1 Private passenger auto physical damage.....	0	0	0	0	0	0	0	0	0	0	0	0
21.2 Commercial auto physical damage.....	0	0	0	0	0	0	0	0	0	0	0	0
22. Aircraft (all perils).....	0	0	0	0	0	0	0	0	0	0	0	0
23. Fidelity.....	0	0	0	0	0	0	0	0	0	0	0	0
24. Surety.....	0	0	0	0	0	0	0	0	0	0	0	0
26. Burglary and theft.....	0	0	0	0	0	0	0	0	0	0	0	0
27. Boiler and machinery.....	0	0	0	0	0	0	0	0	0	0	0	0
28. Credit.....	263,426	89,953	0	312,153	43,027	51,392	8,365	0	11	91	0	179
30. Warranty.....	0	0	0	0	0	0	0	0	0	0	0	0
34. Aggregate write-ins for other lines of business.....	8,847	8,847	0	0	16,841	16,923	716	0	0	0	448	176
35. TOTALS (a).....	1,374,143	1,206,126	0	364,864	686,926	740,096	173,800	0	11	91	372,382	20,118

DETAILS OF WRITE-INS

3401. Credit Unemployment.....	8,847	8,847	0	0	0	82	716	0	0	0	448	176
3402. Contract Liability.....	0	0	0	0	16,841	16,841	0	0	0	0	0	0
3403.....	0	0	0	0	0	0	0	0	0	0	0	0
3498. Summary of remaining write-ins for Line 34 from overflow page.....	0	0	0	0	0	0	0	0	0	0	0	0
3499. TOTALS (Lines 3401 through 3403 plus 3498) (Line 34 above).....	8,847	8,847	0	0	16,841	16,923	716	0	0	0	448	176

(a) Finance and service charges not included in Lines 1 to 35 \$.....0.

(b) For health business on indicated lines report: Number of persons insured under PPO managed care products.....0 and number of persons insured under indemnity only products.....0.

EXHIBIT OF PREMIUMS AND LOSSES (Statutory Page 14)



NAIC Group Code....0468 NAIC Company Code....10952

BUSINESS IN THE STATE OF ILLINOIS DURING THE YEAR

Line of Business	Gross Premiums, Including Policy and Membership Fees, Less Return Premiums and Premiums on Policies not Taken		3 Dividends Paid or Credited to Policyholders on Direct Business	4 Direct Unearned Premium Reserves	5 Direct Losses Paid (deducting salvage)	6 Direct Losses Incurred	7 Direct Losses Unpaid	8 Direct Defense and Cost Containment Expense Paid	9 Direct Defense and Cost Containment Expense Incurred	10 Direct Defense and Cost Containment Expense Unpaid	11 Commissions and Brokerage Expenses	12 Taxes, Licenses and Fees
	1 Direct Premiums Written	2 Direct Premiums Earned										
1. Fire.....	0	0	0	0	0	0	0	0	0	0	0	0
2.1 Allied lines.....	0	0	0	0	0	0	0	0	0	0	0	0
2.2 Multiple peril crop.....	0	0	0	0	0	0	0	0	0	0	0	0
2.3 Federal flood.....	0	0	0	0	0	0	0	0	0	0	0	0
2.4 Private crop.....	0	0	0	0	0	0	0	0	0	0	0	0
2.5 Private flood.....	0	0	0	0	0	0	0	0	0	0	0	0
3. Farmowners multiple peril.....	0	0	0	0	0	0	0	0	0	0	0	0
4. Homeowners multiple peril.....	0	0	0	0	0	0	0	0	0	0	0	0
5.1 Commercial multiple peril (non-liability portion).....	0	0	0	0	0	0	0	0	0	0	0	0
5.2 Commercial multiple peril (liability portion).....	0	0	0	0	0	0	0	0	0	0	0	0
6. Mortgage guaranty.....	0	0	0	0	0	0	0	0	0	0	0	0
8. Ocean marine.....	0	0	0	0	0	0	0	0	0	0	0	0
9. Inland marine.....	10,560,244	10,656,813	0	507,510	5,377,307	5,536,425	1,412,538	0	0	0	3,576,678	189,303
10. Financial guaranty.....	0	0	0	0	0	0	0	0	0	0	0	0
11. Medical professional liability.....	0	0	0	0	0	0	0	0	0	0	0	0
12. Earthquake.....	0	0	0	0	0	0	0	0	0	0	0	0
13. Group accident and health (b).....	0	0	0	0	0	0	0	0	0	0	0	0
14. Credit A&H (group and individual).....	0	0	0	0	0	0	0	0	0	0	0	0
15.1 Collectively renewable A&H (b).....	0	0	0	0	0	0	0	0	0	0	0	0
15.2 Non-cancelable A&H (b).....	0	0	0	0	0	0	4	0	0	0	0	0
15.3 Guaranteed renewable A&H (b).....	0	0	0	0	0	0	0	0	0	0	0	0
15.4 Non-renewable for stated reasons only (b).....	0	0	0	0	0	0	0	0	0	0	0	0
15.5 Other accident only.....	0	0	0	0	0	0	0	0	0	0	0	0
15.6 Medicare Title XVIII exempt from state taxes or fees.....	0	0	0	0	0	0	0	0	0	0	0	0
15.7 All other A&H (b).....	0	0	0	0	0	0	0	0	0	0	0	0
15.8 Federal employees health benefits plan premium.....	0	0	0	0	0	0	0	0	0	0	0	0
16. Workers' compensation.....	0	0	0	0	0	0	0	0	0	0	0	0
17.1 Other liability-occurrence.....	0	0	0	0	0	0	0	0	0	0	0	0
17.2 Other liability-claims-made.....	0	0	0	0	0	0	0	0	0	0	0	0
17.3 Excess workers' compensation.....	0	0	0	0	0	0	0	0	0	0	0	0
18. Products liability.....	0	0	0	0	0	0	0	0	0	0	0	0
19.1 Private passenger auto no-fault (personal injury protection).....	0	0	0	0	0	0	0	0	0	0	0	0
19.2 Other private passenger auto liability.....	0	0	0	0	0	0	0	0	0	0	0	0
19.3 Commercial auto no-fault (personal injury protection).....	0	0	0	0	0	0	0	0	0	0	0	0
19.4 Other commercial auto liability.....	0	0	0	0	0	0	0	0	0	0	0	0
21.1 Private passenger auto physical damage.....	0	0	0	0	0	0	0	0	0	0	0	0
21.2 Commercial auto physical damage.....	0	0	0	0	0	0	0	0	0	0	0	0
22. Aircraft (all perils).....	0	0	0	0	0	0	0	0	0	0	0	0
23. Fidelity.....	0	0	0	0	0	0	0	0	0	0	0	0
24. Surety.....	0	0	0	0	0	0	0	0	0	0	0	0
26. Burglary and theft.....	0	0	0	0	0	0	0	0	0	0	0	0
27. Boiler and machinery.....	0	0	0	0	0	0	0	0	0	0	0	0
28. Credit.....	938,249	770,357	0	1,365,838	718,810	858,561	139,751	0	179	1,518	0	639
30. Warranty.....	0	0	0	0	0	0	0	0	0	0	0	0
34. Aggregate write-ins for other lines of business.....	256,821	228,173	0	95,641	108,190	128,365	77,438	0	0	0	70,355	895
35. TOTALS (a).....	11,755,314	11,655,343	0	1,968,989	6,204,307	6,523,351	1,629,731	0	179	1,518	3,647,033	190,837

DETAILS OF WRITE-INS

3401. Credit Unemployment.....	44,886	44,886	0	0	6,620	6,524	4,554	0	0	0	2,275	895
3402. Contract Liability.....	211,935	183,287	0	95,641	101,570	121,841	72,884	0	0	0	68,080	0
3403.....	0	0	0	0	0	0	0	0	0	0	0	0
3498. Summary of remaining write-ins for Line 34 from overflow page.....	0	0	0	0	0	0	0	0	0	0	0	0
3499. TOTALS (Lines 3401 through 3403 plus 3498) (Line 34 above).....	256,821	228,173	0	95,641	108,190	128,365	77,438	0	0	0	70,355	895

(a) Finance and service charges not included in Lines 1 to 35 \$.....0.

(b) For health business on indicated lines report: Number of persons insured under PPO managed care products.....0 and number of persons insured under indemnity only products.....0.

EXHIBIT OF PREMIUMS AND LOSSES (Statutory Page 14)



NAIC Group Code....0468 NAIC Company Code....10952

BUSINESS IN THE STATE OF INDIANA DURING THE YEAR

Line of Business	Gross Premiums, Including Policy and Membership Fees, Less Return Premiums and Premiums on Policies not Taken		3 Dividends Paid or Credited to Policyholders on Direct Business	4 Direct Unearned Premium Reserves	5 Direct Losses Paid (deducting salvage)	6 Direct Losses Incurred	7 Direct Losses Unpaid	8 Direct Defense and Cost Containment Expense Paid	9 Direct Defense and Cost Containment Expense Incurred	10 Direct Defense and Cost Containment Expense Unpaid	11 Commissions and Brokerage Expenses	12 Taxes, Licenses and Fees
	1 Direct Premiums Written	2 Direct Premiums Earned										
1. Fire.....	0	0	0	0	0	0	0	0	0	0	0	0
2.1 Allied lines.....	0	0	0	0	0	0	0	0	0	0	0	0
2.2 Multiple peril crop.....	0	0	0	0	0	0	0	0	0	0	0	0
2.3 Federal flood.....	0	0	0	0	0	0	0	0	0	0	0	0
2.4 Private crop.....	0	0	0	0	0	0	0	0	0	0	0	0
2.5 Private flood.....	0	0	0	0	0	0	0	0	0	0	0	0
3. Farmowners multiple peril.....	0	0	0	0	0	0	0	0	0	0	0	0
4. Homeowners multiple peril.....	0	0	0	0	0	0	0	0	0	0	0	0
5.1 Commercial multiple peril (non-liability portion).....	0	0	0	0	0	0	0	0	0	0	0	0
5.2 Commercial multiple peril (liability portion).....	0	0	0	0	0	0	0	0	0	0	0	0
6. Mortgage guaranty.....	0	0	0	0	0	0	0	0	0	0	0	0
8. Ocean marine.....	0	0	0	0	0	0	0	0	0	0	0	0
9. Inland marine.....	3,250,103	3,274,838	0	156,195	1,738,874	1,818,996	456,776	0	0	0	1,100,787	58,261
10. Financial guaranty.....	0	0	0	0	0	0	0	0	0	0	0	0
11. Medical professional liability.....	0	0	0	0	0	0	0	0	0	0	0	0
12. Earthquake.....	0	0	0	0	0	0	0	0	0	0	0	0
13. Group accident and health (b).....	662	662	0	5	0	0	0	0	0	0	196	14
14. Credit A&H (group and individual).....	0	0	0	0	0	0	0	0	0	0	0	0
15.1 Collectively renewable A&H (b).....	0	0	0	0	0	0	0	0	0	0	0	0
15.2 Non-cancelable A&H (b).....	0	0	0	0	0	0	0	0	0	0	0	0
15.3 Guaranteed renewable A&H (b).....	0	0	0	0	0	0	0	0	0	0	0	0
15.4 Non-renewable for stated reasons only (b).....	0	0	0	0	0	0	0	0	0	0	0	0
15.5 Other accident only.....	0	0	0	0	0	0	0	0	0	0	0	0
15.6 Medicare Title XVIII exempt from state taxes or fees.....	0	0	0	0	0	0	0	0	0	0	0	0
15.7 All other A&H (b).....	0	0	0	0	0	0	0	0	0	0	0	0
15.8 Federal employees health benefits plan premium.....	0	0	0	0	0	0	0	0	0	0	0	0
16. Workers' compensation.....	0	0	0	0	0	0	0	0	0	0	0	0
17.1 Other liability-occurrence.....	0	0	0	0	0	0	0	0	0	0	0	0
17.2 Other liability-claims-made.....	0	0	0	0	0	0	0	0	0	0	0	0
17.3 Excess workers' compensation.....	0	0	0	0	0	0	0	0	0	0	0	0
18. Products liability.....	0	0	0	0	0	0	0	0	0	0	0	0
19.1 Private passenger auto no-fault (personal injury protection).....	0	0	0	0	0	0	0	0	0	0	0	0
19.2 Other private passenger auto liability.....	0	0	0	0	0	0	0	0	0	0	0	0
19.3 Commercial auto no-fault (personal injury protection).....	0	0	0	0	0	0	0	0	0	0	0	0
19.4 Other commercial auto liability.....	0	0	0	0	0	0	0	0	0	0	0	0
21.1 Private passenger auto physical damage.....	0	0	0	0	0	0	0	0	0	0	0	0
21.2 Commercial auto physical damage.....	0	0	0	0	0	0	0	0	0	0	0	0
22. Aircraft (all perils).....	0	0	0	0	0	0	0	0	0	0	0	0
23. Fidelity.....	0	0	0	0	0	0	0	0	0	0	0	0
24. Surety.....	0	0	0	0	0	0	0	0	0	0	0	0
26. Burglary and theft.....	0	0	0	0	0	0	0	0	0	0	0	0
27. Boiler and machinery.....	0	0	0	0	0	0	0	0	0	0	0	0
28. Credit.....	99,159	193,003	0	221,431	210,157	180,674	40,859	0	52	444	0	68
30. Warranty.....	0	0	0	0	0	0	0	0	0	0	0	0
34. Aggregate write-ins for other lines of business.....	40,392	40,392	0	0	27,125	26,494	3,248	0	0	0	2,047	806
35. TOTALS (a).....	3,390,316	3,508,895	0	377,631	1,976,156	2,026,164	500,883	0	52	444	1,103,030	59,149

DETAILS OF WRITE-INS

3401. Credit Unemployment.....	40,392	40,392	0	0	884	253	3,248	0	0	0	2,047	806
3402. Contract Liability.....	0	0	0	0	26,241	26,241	0	0	0	0	0	0
3403.....	0	0	0	0	0	0	0	0	0	0	0	0
3498. Summary of remaining write-ins for Line 34 from overflow page.....	0	0	0	0	0	0	0	0	0	0	0	0
3499. TOTALS (Lines 3401 through 3403 plus 3498) (Line 34 above).....	40,392	40,392	0	0	27,125	26,494	3,248	0	0	0	2,047	806

(a) Finance and service charges not included in Lines 1 to 35 \$.....0.

(b) For health business on indicated lines report: Number of persons insured under PPO managed care products.....0 and number of persons insured under indemnity only products.....0.

EXHIBIT OF PREMIUMS AND LOSSES (Statutory Page 14)



NAIC Group Code....0468 NAIC Company Code....10952

BUSINESS IN THE STATE OF KANSAS DURING THE YEAR

Line of Business	Gross Premiums, Including Policy and Membership Fees, Less Return Premiums and Premiums on Policies not Taken		3 Dividends Paid or Credited to Policyholders on Direct Business	4 Direct Unearned Premium Reserves	5 Direct Losses Paid (deducting salvage)	6 Direct Losses Incurred	7 Direct Losses Unpaid	8 Direct Defense and Cost Containment Expense Paid	9 Direct Defense and Cost Containment Expense Incurred	10 Direct Defense and Cost Containment Expense Unpaid	11 Commissions and Brokerage Expenses	12 Taxes, Licenses and Fees
	1 Direct Premiums Written	2 Direct Premiums Earned										
1. Fire.....	0	0	0	0	0	0	0	0	0	0	0	0
2.1 Allied lines.....	0	0	0	0	0	0	0	0	0	0	0	0
2.2 Multiple peril crop.....	0	0	0	0	0	0	0	0	0	0	0	0
2.3 Federal flood.....	0	0	0	0	0	0	0	0	0	0	0	0
2.4 Private crop.....	0	0	0	0	0	0	0	0	0	0	0	0
2.5 Private flood.....	0	0	0	0	0	0	0	0	0	0	0	0
3. Farmowners multiple peril.....	0	0	0	0	0	0	0	0	0	0	0	0
4. Homeowners multiple peril.....	0	0	0	0	0	0	0	0	0	0	0	0
5.1 Commercial multiple peril (non-liability portion).....	0	0	0	0	0	0	0	0	0	0	0	0
5.2 Commercial multiple peril (liability portion).....	0	0	0	0	0	0	0	0	0	0	0	0
6. Mortgage guaranty.....	0	0	0	0	0	0	0	0	0	0	0	0
8. Ocean marine.....	0	0	0	0	0	0	0	0	0	0	0	0
9. Inland marine.....	2,107,735	2,121,894	0	101,295	1,114,304	1,165,591	292,711	0	0	0	713,875	37,783
10. Financial guaranty.....	0	0	0	0	0	0	0	0	0	0	0	0
11. Medical professional liability.....	0	0	0	0	0	0	0	0	0	0	0	0
12. Earthquake.....	0	0	0	0	0	0	0	0	0	0	0	0
13. Group accident and health (b).....	207	210	0	1	0	0	0	0	0	0	62	4
14. Credit A&H (group and individual).....	0	0	0	0	0	0	0	0	0	0	0	0
15.1 Collectively renewable A&H (b).....	0	0	0	0	0	0	0	0	0	0	0	0
15.2 Non-cancelable A&H (b).....	0	0	0	0	0	0	0	0	0	0	0	0
15.3 Guaranteed renewable A&H (b).....	0	0	0	0	0	0	0	0	0	0	0	0
15.4 Non-renewable for stated reasons only (b).....	0	0	0	0	0	0	0	0	0	0	0	0
15.5 Other accident only.....	0	0	0	0	0	0	0	0	0	0	0	0
15.6 Medicare Title XVIII exempt from state taxes or fees.....	0	0	0	0	0	0	0	0	0	0	0	0
15.7 All other A&H (b).....	0	0	0	0	0	0	0	0	0	0	0	0
15.8 Federal employees health benefits plan premium.....	0	0	0	0	0	0	0	0	0	0	0	0
16. Workers' compensation.....	0	0	0	0	0	0	0	0	0	0	0	0
17.1 Other liability-occurrence.....	0	0	0	0	0	0	0	0	0	0	0	0
17.2 Other liability-claims-made.....	0	0	0	0	0	0	0	0	0	0	0	0
17.3 Excess workers' compensation.....	0	0	0	0	0	0	0	0	0	0	0	0
18. Products liability.....	0	0	0	0	0	0	0	0	0	0	0	0
19.1 Private passenger auto no-fault (personal injury protection).....	0	0	0	0	0	0	0	0	0	0	0	0
19.2 Other private passenger auto liability.....	0	0	0	0	0	0	0	0	0	0	0	0
19.3 Commercial auto no-fault (personal injury protection).....	0	0	0	0	0	0	0	0	0	0	0	0
19.4 Other commercial auto liability.....	0	0	0	0	0	0	0	0	0	0	0	0
21.1 Private passenger auto physical damage.....	0	0	0	0	0	0	0	0	0	0	0	0
21.2 Commercial auto physical damage.....	0	0	0	0	0	0	0	0	0	0	0	0
22. Aircraft (all perils).....	0	0	0	0	0	0	0	0	0	0	0	0
23. Fidelity.....	0	0	0	0	0	0	0	0	0	0	0	0
24. Surety.....	0	0	0	0	0	0	0	0	0	0	0	0
26. Burglary and theft.....	0	0	0	0	0	0	0	0	0	0	0	0
27. Boiler and machinery.....	0	0	0	0	0	0	0	0	0	0	0	0
28. Credit.....	57,136	59,881	0	81,427	69,912	58,405	13,592	0	17	148	0	39
30. Warranty.....	0	0	0	0	0	0	0	0	0	0	0	0
34. Aggregate write-ins for other lines of business.....	423,960	364,106	0	183,909	40,593	83,316	140,149	0	0	0	131,745	328
35. TOTALS (a).....	2,589,038	2,546,091	0	366,632	1,224,809	1,307,312	446,452	0	17	148	845,682	38,154

DETAILS OF WRITE-INS

3401. Credit Unemployment.....	16,427	16,427	0	0	0	0	0	0	0	0	833	328
3402. Contract Liability.....	407,533	347,679	0	183,909	40,593	83,316	140,149	0	0	0	130,912	0
3403.....	0	0	0	0	0	0	0	0	0	0	0	0
3498. Summary of remaining write-ins for Line 34 from overflow page.....	0	0	0	0	0	0	0	0	0	0	0	0
3499. TOTALS (Lines 3401 through 3403 plus 3498) (Line 34 above).....	423,960	364,106	0	183,909	40,593	83,316	140,149	0	0	0	131,745	328

(a) Finance and service charges not included in Lines 1 to 35 \$.....0.

(b) For health business on indicated lines report: Number of persons insured under PPO managed care products.....0 and number of persons insured under indemnity only products.....0.

EXHIBIT OF PREMIUMS AND LOSSES (Statutory Page 14)



NAIC Group Code....0468 NAIC Company Code....10952

BUSINESS IN THE STATE OF KENTUCKY DURING THE YEAR

Line of Business	Gross Premiums, Including Policy and Membership Fees, Less Return Premiums and Premiums on Policies not Taken		3 Dividends Paid or Credited to Policyholders on Direct Business	4 Direct Unearned Premium Reserves	5 Direct Losses Paid (deducting salvage)	6 Direct Losses Incurred	7 Direct Losses Unpaid	8 Direct Defense and Cost Containment Expense Paid	9 Direct Defense and Cost Containment Expense Incurred	10 Direct Defense and Cost Containment Expense Unpaid	11 Commissions and Brokerage Expenses	12 Taxes, Licenses and Fees
	1 Direct Premiums Written	2 Direct Premiums Earned										
1. Fire.....	0	0	0	0	0	0	0	0	0	0	0	0
2.1 Allied lines.....	0	0	0	0	0	0	0	0	0	0	0	0
2.2 Multiple peril crop.....	0	0	0	0	0	0	0	0	0	0	0	0
2.3 Federal flood.....	0	0	0	0	0	0	0	0	0	0	0	0
2.4 Private crop.....	0	0	0	0	0	0	0	0	0	0	0	0
2.5 Private flood.....	0	0	0	0	0	0	0	0	0	0	0	0
3. Farmowners multiple peril.....	0	0	0	0	0	0	0	0	0	0	0	0
4. Homeowners multiple peril.....	0	0	0	0	0	0	0	0	0	0	0	0
5.1 Commercial multiple peril (non-liability portion).....	0	0	0	0	0	0	0	0	0	0	0	0
5.2 Commercial multiple peril (liability portion).....	0	0	0	0	0	0	0	0	0	0	0	0
6. Mortgage guaranty.....	0	0	0	0	0	0	0	0	0	0	0	0
8. Ocean marine.....	0	0	0	0	0	0	0	0	0	0	0	0
9. Inland marine.....	2,664,744	2,685,779	0	128,064	1,410,530	1,487,448	370,525	0	0	0	902,529	47,768
10. Financial guaranty.....	0	0	0	0	0	0	0	0	0	0	0	0
11. Medical professional liability.....	0	0	0	0	0	0	0	0	0	0	0	0
12. Earthquake.....	0	0	0	0	0	0	0	0	0	0	0	0
13. Group accident and health (b).....	338	338	0	2	0	0	0	0	0	0	100	7
14. Credit A&H (group and individual).....	0	0	0	0	0	0	0	0	0	0	0	0
15.1 Collectively renewable A&H (b).....	0	0	0	0	0	0	0	0	0	0	0	0
15.2 Non-cancelable A&H (b).....	0	0	0	0	0	0	0	0	0	0	0	0
15.3 Guaranteed renewable A&H (b).....	0	0	0	0	0	0	0	0	0	0	0	0
15.4 Non-renewable for stated reasons only (b).....	0	0	0	0	0	0	0	0	0	0	0	0
15.5 Other accident only.....	0	0	0	0	0	0	0	0	0	0	0	0
15.6 Medicare Title XVIII exempt from state taxes or fees.....	0	0	0	0	0	0	0	0	0	0	0	0
15.7 All other A&H (b).....	0	0	0	0	0	0	0	0	0	0	0	0
15.8 Federal employees health benefits plan premium.....	0	0	0	0	0	0	0	0	0	0	0	0
16. Workers' compensation.....	0	0	0	0	0	0	0	0	0	0	0	0
17.1 Other liability-occurrence.....	0	0	0	0	0	0	0	0	0	0	0	0
17.2 Other liability-claims-made.....	0	0	0	0	0	0	0	0	0	0	0	0
17.3 Excess workers' compensation.....	0	0	0	0	0	0	0	0	0	0	0	0
18. Products liability.....	0	0	0	0	0	0	0	0	0	0	0	0
19.1 Private passenger auto no-fault (personal injury protection).....	0	0	0	0	0	0	0	0	0	0	0	0
19.2 Other private passenger auto liability.....	0	0	0	0	0	0	0	0	0	0	0	0
19.3 Commercial auto no-fault (personal injury protection).....	0	0	0	0	0	0	0	0	0	0	0	0
19.4 Other commercial auto liability.....	0	0	0	0	0	0	0	0	0	0	0	0
21.1 Private passenger auto physical damage.....	0	0	0	0	0	0	0	0	0	0	0	0
21.2 Commercial auto physical damage.....	0	0	0	0	0	0	0	0	0	0	0	0
22. Aircraft (all perils).....	0	0	0	0	0	0	0	0	0	0	0	0
23. Fidelity.....	0	0	0	0	0	0	0	0	0	0	0	0
24. Surety.....	0	0	0	0	0	0	0	0	0	0	0	0
26. Burglary and theft.....	0	0	0	0	0	0	0	0	0	0	0	0
27. Boiler and machinery.....	0	0	0	0	0	0	0	0	0	0	0	0
28. Credit.....	121,178	250,185	0	369,199	418,056	327,365	81,279	0	104	883	0	83
30. Warranty.....	0	0	0	0	0	0	0	0	0	0	0	0
34. Aggregate write-ins for other lines of business.....	28,500	28,500	0	0	26,630	25,617	1,244	0	0	0	1,445	568
35. TOTALS (a).....	2,814,760	2,964,802	0	497,265	1,855,216	1,840,430	453,048	0	104	883	904,074	48,426

DETAILS OF WRITE-INS

3401. Credit Unemployment.....	28,500	28,500	0	0	141	(872)	1,244	0	0	0	1,445	568
3402. Contract Liability.....	0	0	0	0	26,489	26,489	0	0	0	0	0	0
3403.....	0	0	0	0	0	0	0	0	0	0	0	0
3498. Summary of remaining write-ins for Line 34 from overflow page.....	0	0	0	0	0	0	0	0	0	0	0	0
3499. TOTALS (Lines 3401 through 3403 plus 3498) (Line 34 above).....	28,500	28,500	0	0	26,630	25,617	1,244	0	0	0	1,445	568

(a) Finance and service charges not included in Lines 1 to 35 \$.....0.

(b) For health business on indicated lines report: Number of persons insured under PPO managed care products.....0 and number of persons insured under indemnity only products.....0.

EXHIBIT OF PREMIUMS AND LOSSES (Statutory Page 14)



NAIC Group Code....0468 NAIC Company Code....10952

BUSINESS IN THE STATE OF LOUISIANA DURING THE YEAR

Line of Business	Gross Premiums, Including Policy and Membership Fees, Less Return Premiums and Premiums on Policies not Taken		3 Dividends Paid or Credited to Policyholders on Direct Business	4 Direct Unearned Premium Reserves	5 Direct Losses Paid (deducting salvage)	6 Direct Losses Incurred	7 Direct Losses Unpaid	8 Direct Defense and Cost Containment Expense Paid	9 Direct Defense and Cost Containment Expense Incurred	10 Direct Defense and Cost Containment Expense Unpaid	11 Commissions and Brokerage Expenses	12 Taxes, Licenses and Fees
	1 Direct Premiums Written	2 Direct Premiums Earned										
1. Fire.....	0	0	0	0	0	0	0	0	0	0	0	0
2.1 Allied lines.....	0	0	0	0	0	0	0	0	0	0	0	0
2.2 Multiple peril crop.....	0	0	0	0	0	0	0	0	0	0	0	0
2.3 Federal flood.....	0	0	0	0	0	0	0	0	0	0	0	0
2.4 Private crop.....	0	0	0	0	0	0	0	0	0	0	0	0
2.5 Private flood.....	0	0	0	0	0	0	0	0	0	0	0	0
3. Farmowners multiple peril.....	0	0	0	0	0	0	0	0	0	0	0	0
4. Homeowners multiple peril.....	0	0	0	0	0	0	0	0	0	0	0	0
5.1 Commercial multiple peril (non-liability portion).....	0	0	0	0	0	0	0	0	0	0	0	0
5.2 Commercial multiple peril (liability portion).....	0	0	0	0	0	0	0	0	0	0	0	0
6. Mortgage guaranty.....	0	0	0	0	0	0	0	0	0	0	0	0
8. Ocean marine.....	0	0	0	0	0	0	0	0	0	0	0	0
9. Inland marine.....	2,798,184	2,836,233	0	134,477	1,596,134	1,630,093	419,281	0	0	0	947,725	50,160
10. Financial guaranty.....	0	0	0	0	0	0	0	0	0	0	0	0
11. Medical professional liability.....	0	0	0	0	0	0	0	0	0	0	0	0
12. Earthquake.....	0	0	0	0	0	0	0	0	0	0	0	0
13. Group accident and health (b).....	37	37	0	0	0	0	0	0	0	0	11	1
14. Credit A&H (group and individual).....	27,796	27,796	0	0	9,718	(2,296)	9,681	0	0	0	1,822	555
15.1 Collectively renewable A&H (b).....	0	0	0	0	0	0	0	0	0	0	0	0
15.2 Non-cancelable A&H (b).....	0	0	0	0	0	0	0	0	0	0	0	0
15.3 Guaranteed renewable A&H (b).....	0	0	0	0	0	0	0	0	0	0	0	0
15.4 Non-renewable for stated reasons only (b).....	0	0	0	0	0	0	0	0	0	0	0	0
15.5 Other accident only.....	0	0	0	0	0	0	0	0	0	0	0	0
15.6 Medicare Title XVIII exempt from state taxes or fees.....	0	0	0	0	0	0	0	0	0	0	0	0
15.7 All other A&H (b).....	0	0	0	0	0	0	0	0	0	0	0	0
15.8 Federal employees health benefits plan premium.....	0	0	0	0	0	0	0	0	0	0	0	0
16. Workers' compensation.....	0	0	0	0	0	0	0	0	0	0	0	0
17.1 Other liability-occurrence.....	0	0	0	0	0	0	0	0	0	0	0	0
17.2 Other liability-claims-made.....	0	0	0	0	0	0	0	0	0	0	0	0
17.3 Excess workers' compensation.....	0	0	0	0	0	0	0	0	0	0	0	0
18. Products liability.....	0	0	0	0	0	0	0	0	0	0	0	0
19.1 Private passenger auto no-fault (personal injury protection).....	0	0	0	0	0	0	0	0	0	0	0	0
19.2 Other private passenger auto liability.....	0	0	0	0	0	0	0	0	0	0	0	0
19.3 Commercial auto no-fault (personal injury protection).....	0	0	0	0	0	0	0	0	0	0	0	0
19.4 Other commercial auto liability.....	0	0	0	0	0	0	0	0	0	0	0	0
21.1 Private passenger auto physical damage.....	0	0	0	0	0	0	0	0	0	0	0	0
21.2 Commercial auto physical damage.....	0	0	0	0	0	0	0	0	0	0	0	0
22. Aircraft (all perils).....	0	0	0	0	0	0	0	0	0	0	0	0
23. Fidelity.....	0	0	0	0	0	0	0	0	0	0	0	0
24. Surety.....	0	0	0	0	0	0	0	0	0	0	0	0
26. Burglary and theft.....	0	0	0	0	0	0	0	0	0	0	0	0
27. Boiler and machinery.....	0	0	0	0	0	0	0	0	0	0	0	0
28. Credit.....	27,084	28,190	0	40,096	83,520	21,307	16,238	0	21	176	0	18
30. Warranty.....	0	0	0	0	0	0	0	0	0	0	0	0
34. Aggregate write-ins for other lines of business.....	153,562	183,922	0	49,807	173,494	146,828	43,402	0	0	0	37,644	861
35. TOTALS (a).....	3,006,663	3,076,178	0	224,380	1,862,866	1,795,932	488,602	0	21	176	987,202	51,595

DETAILS OF WRITE-INS

3401. Credit Unemployment.....	43,191	43,191	0	0	3,594	1,931	5,446	0	0	0	2,189	861
3402. Contract Liability.....	110,371	140,731	0	49,807	169,900	144,897	37,956	0	0	0	35,455	0
3403.....	0	0	0	0	0	0	0	0	0	0	0	0
3498. Summary of remaining write-ins for Line 34 from overflow page.....	0	0	0	0	0	0	0	0	0	0	0	0
3499. TOTALS (Lines 3401 through 3403 plus 3498) (Line 34 above).....	153,562	183,922	0	49,807	173,494	146,828	43,402	0	0	0	37,644	861

(a) Finance and service charges not included in Lines 1 to 35 \$.....0.

(b) For health business on indicated lines report: Number of persons insured under PPO managed care products.....0 and number of persons insured under indemnity only products.....0.

EXHIBIT OF PREMIUMS AND LOSSES (Statutory Page 14)



NAIC Group Code.....0468 NAIC Company Code....10952

BUSINESS IN THE STATE OF MASSACHUSETTS DURING THE YEAR

Line of Business	Gross Premiums, Including Policy and Membership Fees, Less Return Premiums and Premiums on Policies not Taken		3 Dividends Paid or Credited to Policyholders on Direct Business	4 Direct Unearned Premium Reserves	5 Direct Losses Paid (deducting salvage)	6 Direct Losses Incurred	7 Direct Losses Unpaid	8 Direct Defense and Cost Containment Expense Paid	9 Direct Defense and Cost Containment Expense Incurred	10 Direct Defense and Cost Containment Expense Unpaid	11 Commissions and Brokerage Expenses	12 Taxes, Licenses and Fees
	1 Direct Premiums Written	2 Direct Premiums Earned										
1. Fire.....	0	0	0	0	0	0	0	0	0	0	0	0
2.1 Allied lines.....	0	0	0	0	0	0	0	0	0	0	0	0
2.2 Multiple peril crop.....	0	0	0	0	0	0	0	0	0	0	0	0
2.3 Federal flood.....	0	0	0	0	0	0	0	0	0	0	0	0
2.4 Private crop.....	0	0	0	0	0	0	0	0	0	0	0	0
2.5 Private flood.....	0	0	0	0	0	0	0	0	0	0	0	0
3. Farmowners multiple peril.....	0	0	0	0	0	0	0	0	0	0	0	0
4. Homeowners multiple peril.....	0	0	0	0	0	0	0	0	0	0	0	0
5.1 Commercial multiple peril (non-liability portion).....	0	0	0	0	0	0	0	0	0	0	0	0
5.2 Commercial multiple peril (liability portion).....	0	0	0	0	0	0	0	0	0	0	0	0
6. Mortgage guaranty.....	0	0	0	0	0	0	0	0	0	0	0	0
8. Ocean marine.....	0	0	0	0	0	0	0	0	0	0	0	0
9. Inland marine.....	26,615,472	26,849,286	0	1,279,100	21,172,547	22,325,255	5,561,711	0	0	0	9,014,468	477,109
10. Financial guaranty.....	0	0	0	0	0	0	0	0	0	0	0	0
11. Medical professional liability.....	0	0	0	0	0	0	0	0	0	0	0	0
12. Earthquake.....	0	0	0	0	0	0	0	0	0	0	0	0
13. Group accident and health (b).....	0	(1)	0	0	0	0	0	0	0	0	0	0
14. Credit A&H (group and individual).....	0	0	0	0	0	0	0	0	0	0	0	0
15.1 Collectively renewable A&H (b).....	0	0	0	0	0	0	0	0	0	0	0	0
15.2 Non-cancelable A&H (b).....	0	0	0	0	0	0	5	0	0	0	0	0
15.3 Guaranteed renewable A&H (b).....	0	0	0	0	0	0	0	0	0	0	0	0
15.4 Non-renewable for stated reasons only (b).....	0	0	0	0	0	0	0	0	0	0	0	0
15.5 Other accident only.....	0	0	0	0	0	0	0	0	0	0	0	0
15.6 Medicare Title XVIII exempt from state taxes or fees.....	0	0	0	0	0	0	0	0	0	0	0	0
15.7 All other A&H (b).....	0	0	0	0	0	0	0	0	0	0	0	0
15.8 Federal employees health benefits plan premium.....	0	0	0	0	0	0	0	0	0	0	0	0
16. Workers' compensation.....	0	0	0	0	0	0	0	0	0	0	0	0
17.1 Other liability-occurrence.....	0	0	0	0	0	0	0	0	0	0	0	0
17.2 Other liability-claims-made.....	0	0	0	0	0	0	0	0	0	0	0	0
17.3 Excess workers' compensation.....	0	0	0	0	0	0	0	0	0	0	0	0
18. Products liability.....	0	0	0	0	0	0	0	0	0	0	0	0
19.1 Private passenger auto no-fault (personal injury protection).....	0	0	0	0	0	0	0	0	0	0	0	0
19.2 Other private passenger auto liability.....	0	0	0	0	0	0	0	0	0	0	0	0
19.3 Commercial auto no-fault (personal injury protection).....	0	0	0	0	0	0	0	0	0	0	0	0
19.4 Other commercial auto liability.....	0	0	0	0	0	0	0	0	0	0	0	0
21.1 Private passenger auto physical damage.....	0	0	0	0	0	0	0	0	0	0	0	0
21.2 Commercial auto physical damage.....	0	0	0	0	0	0	0	0	0	0	0	0
22. Aircraft (all perils).....	0	0	0	0	0	0	0	0	0	0	0	0
23. Fidelity.....	0	0	0	0	0	0	0	0	0	0	0	0
24. Surety.....	0	0	0	0	0	0	0	0	0	0	0	0
26. Burglary and theft.....	0	0	0	0	0	0	0	0	0	0	0	0
27. Boiler and machinery.....	0	0	0	0	0	0	0	0	0	0	0	0
28. Credit.....	851,866	575,477	0	1,142,210	524,257	626,000	101,926	0	130	1,107	0	580
30. Warranty.....	0	0	0	0	0	0	0	0	0	0	0	0
34. Aggregate write-ins for other lines of business.....	31,627	31,338	0	14,273	48,295	48,190	10,877	0	0	0	10,160	0
35. TOTALS (a).....	27,498,965	27,456,100	0	2,435,583	21,745,099	22,999,445	5,674,519	0	130	1,107	9,024,628	477,689

DETAILS OF WRITE-INS

3401. Credit Unemployment.....	0	0	0	0	0	0	0	0	0	0	0	0
3402. Contract Liability.....	31,627	31,338	0	14,273	48,295	48,190	10,877	0	0	0	10,160	0
3403.....	0	0	0	0	0	0	0	0	0	0	0	0
3498. Summary of remaining write-ins for Line 34 from overflow page.....	0	0	0	0	0	0	0	0	0	0	0	0
3499. TOTALS (Lines 3401 through 3403 plus 3498) (Line 34 above).....	31,627	31,338	0	14,273	48,295	48,190	10,877	0	0	0	10,160	0

(a) Finance and service charges not included in Lines 1 to 35 \$.....0.

(b) For health business on indicated lines report: Number of persons insured under PPO managed care products.....0 and number of persons insured under indemnity only products.....0.

EXHIBIT OF PREMIUMS AND LOSSES (Statutory Page 14)



NAIC Group Code....0468 NAIC Company Code....10952

BUSINESS IN THE STATE OF MARYLAND DURING THE YEAR

Line of Business	Gross Premiums, Including Policy and Membership Fees, Less Return Premiums and Premiums on Policies not Taken		3 Dividends Paid or Credited to Policyholders on Direct Business	4 Direct Unearned Premium Reserves	5 Direct Losses Paid (deducting salvage)	6 Direct Losses Incurred	7 Direct Losses Unpaid	8 Direct Defense and Cost Containment Expense Paid	9 Direct Defense and Cost Containment Expense Incurred	10 Direct Defense and Cost Containment Expense Unpaid	11 Commissions and Brokerage Expenses	12 Taxes, Licenses and Fees
	1 Direct Premiums Written	2 Direct Premiums Earned										
1. Fire.....	0	0	0	0	0	0	0	0	0	0	0	0
2.1 Allied lines.....	0	0	0	0	0	0	0	0	0	0	0	0
2.2 Multiple peril crop.....	0	0	0	0	0	0	0	0	0	0	0	0
2.3 Federal flood.....	0	0	0	0	0	0	0	0	0	0	0	0
2.4 Private crop.....	0	0	0	0	0	0	0	0	0	0	0	0
2.5 Private flood.....	0	0	0	0	0	0	0	0	0	0	0	0
3. Farmowners multiple peril.....	0	0	0	0	0	0	0	0	0	0	0	0
4. Homeowners multiple peril.....	0	0	0	0	0	0	0	0	0	0	0	0
5.1 Commercial multiple peril (non-liability portion).....	0	0	0	0	0	0	0	0	0	0	0	0
5.2 Commercial multiple peril (liability portion).....	0	0	0	0	0	0	0	0	0	0	0	0
6. Mortgage guaranty.....	0	0	0	0	0	0	0	0	0	0	0	0
8. Ocean marine.....	0	0	0	0	0	0	0	0	0	0	0	0
9. Inland marine.....	6,472,163	6,465,770	0	311,043	3,735,956	4,030,293	981,380	0	0	0	2,192,075	116,020
10. Financial guaranty.....	0	0	0	0	0	0	0	0	0	0	0	0
11. Medical professional liability.....	0	0	0	0	0	0	0	0	0	0	0	0
12. Earthquake.....	0	0	0	0	0	0	0	0	0	0	0	0
13. Group accident and health (b).....	423	424	0	3	0	0	0	0	0	0	125	9
14. Credit A&H (group and individual).....	8,473	8,473	0	0	2,480	4,951	2,471	0	0	0	555	169
15.1 Collectively renewable A&H (b).....	0	0	0	0	0	0	0	0	0	0	0	0
15.2 Non-cancelable A&H (b).....	0	0	0	0	0	0	0	0	0	0	0	0
15.3 Guaranteed renewable A&H (b).....	0	0	0	0	0	0	0	0	0	0	0	0
15.4 Non-renewable for stated reasons only (b).....	0	0	0	0	0	0	0	0	0	0	0	0
15.5 Other accident only.....	0	0	0	0	0	0	0	0	0	0	0	0
15.6 Medicare Title XVIII exempt from state taxes or fees.....	0	0	0	0	0	0	0	0	0	0	0	0
15.7 All other A&H (b).....	0	0	0	0	0	0	0	0	0	0	0	0
15.8 Federal employees health benefits plan premium.....	0	0	0	0	0	0	0	0	0	0	0	0
16. Workers' compensation.....	0	0	0	0	0	0	0	0	0	0	0	0
17.1 Other liability-occurrence.....	0	0	0	0	0	0	0	0	0	0	0	0
17.2 Other liability-claims-made.....	0	0	0	0	0	0	0	0	0	0	0	0
17.3 Excess workers' compensation.....	0	0	0	0	0	0	0	0	0	0	0	0
18. Products liability.....	0	0	0	0	0	0	0	0	0	0	0	0
19.1 Private passenger auto no-fault (personal injury protection).....	0	0	0	0	0	0	0	0	0	0	0	0
19.2 Other private passenger auto liability.....	0	0	0	0	0	0	0	0	0	0	0	0
19.3 Commercial auto no-fault (personal injury protection).....	0	0	0	0	0	0	0	0	0	0	0	0
19.4 Other commercial auto liability.....	0	0	0	0	0	0	0	0	0	0	0	0
21.1 Private passenger auto physical damage.....	0	0	0	0	0	0	0	0	0	0	0	0
21.2 Commercial auto physical damage.....	0	0	0	0	0	0	0	0	0	0	0	0
22. Aircraft (all perils).....	0	0	0	0	0	0	0	0	0	0	0	0
23. Fidelity.....	0	0	0	0	0	0	0	0	0	0	0	0
24. Surety.....	0	0	0	0	0	0	0	0	0	0	0	0
26. Burglary and theft.....	0	0	0	0	0	0	0	0	0	0	0	0
27. Boiler and machinery.....	0	0	0	0	0	0	0	0	0	0	0	0
28. Credit.....	1,385,633	1,341,651	0	2,646,694	1,781,754	1,995,409	346,409	0	443	3,763	0	944
30. Warranty.....	0	0	0	0	0	0	0	0	0	0	0	0
34. Aggregate write-ins for other lines of business.....	155,582	184,328	0	63,503	180,376	155,151	49,155	0	0	0	45,957	296
35. TOTALS (a).....	8,022,274	8,000,646	0	3,021,243	5,700,566	6,185,804	1,379,415	0	443	3,763	2,238,712	117,438

DETAILS OF WRITE-INS

3401. Credit Unemployment.....	14,862	14,862	0	0	1,108	(64)	762	0	0	0	753	296
3402. Contract Liability.....	140,720	169,466	0	63,503	179,268	155,215	48,393	0	0	0	45,204	0
3403.....	0	0	0	0	0	0	0	0	0	0	0	0
3498. Summary of remaining write-ins for Line 34 from overflow page.....	0	0	0	0	0	0	0	0	0	0	0	0
3499. TOTALS (Lines 3401 through 3403 plus 3498) (Line 34 above).....	155,582	184,328	0	63,503	180,376	155,151	49,155	0	0	0	45,957	296

(a) Finance and service charges not included in Lines 1 to 35 \$.....0.

(b) For health business on indicated lines report: Number of persons insured under PPO managed care products.....0 and number of persons insured under indemnity only products.....0.

EXHIBIT OF PREMIUMS AND LOSSES (Statutory Page 14)



NAIC Group Code....0468 NAIC Company Code....10952

BUSINESS IN THE STATE OF MAINE DURING THE YEAR

Line of Business	Gross Premiums, Including Policy and Membership Fees, Less Return Premiums and Premiums on Policies not Taken		3 Dividends Paid or Credited to Policyholders on Direct Business	4 Direct Unearned Premium Reserves	5 Direct Losses Paid (deducting salvage)	6 Direct Losses Incurred	7 Direct Losses Unpaid	8 Direct Defense and Cost Containment Expense Paid	9 Direct Defense and Cost Containment Expense Incurred	10 Direct Defense and Cost Containment Expense Unpaid	11 Commissions and Brokerage Expenses	12 Taxes, Licenses and Fees
	1 Direct Premiums Written	2 Direct Premiums Earned										
1. Fire.....	0	0	0	0	0	0	0	0	0	0	0	0
2.1 Allied lines.....	0	0	0	0	0	0	0	0	0	0	0	0
2.2 Multiple peril crop.....	0	0	0	0	0	0	0	0	0	0	0	0
2.3 Federal flood.....	0	0	0	0	0	0	0	0	0	0	0	0
2.4 Private crop.....	0	0	0	0	0	0	0	0	0	0	0	0
2.5 Private flood.....	0	0	0	0	0	0	0	0	0	0	0	0
3. Farmowners multiple peril.....	0	0	0	0	0	0	0	0	0	0	0	0
4. Homeowners multiple peril.....	0	0	0	0	0	0	0	0	0	0	0	0
5.1 Commercial multiple peril (non-liability portion).....	0	0	0	0	0	0	0	0	0	0	0	0
5.2 Commercial multiple peril (liability portion).....	0	0	0	0	0	0	0	0	0	0	0	0
6. Mortgage guaranty.....	0	0	0	0	0	0	0	0	0	0	0	0
8. Ocean marine.....	0	0	0	0	0	0	0	0	0	0	0	0
9. Inland marine.....	1,304,016	1,309,038	0	62,669	661,434	682,018	173,749	0	0	0	441,661	23,376
10. Financial guaranty.....	0	0	0	0	0	0	0	0	0	0	0	0
11. Medical professional liability.....	0	0	0	0	0	0	0	0	0	0	0	0
12. Earthquake.....	0	0	0	0	0	0	0	0	0	0	0	0
13. Group accident and health (b).....	0	0	0	0	0	0	0	0	0	0	0	0
14. Credit A&H (group and individual).....	0	0	0	0	0	0	0	0	0	0	0	0
15.1 Collectively renewable A&H (b).....	0	0	0	0	0	0	0	0	0	0	0	0
15.2 Non-cancelable A&H (b).....	0	0	0	0	0	0	0	0	0	0	0	0
15.3 Guaranteed renewable A&H (b).....	0	0	0	0	0	0	0	0	0	0	0	0
15.4 Non-renewable for stated reasons only (b).....	0	0	0	0	0	0	0	0	0	0	0	0
15.5 Other accident only.....	0	0	0	0	0	0	0	0	0	0	0	0
15.6 Medicare Title XVIII exempt from state taxes or fees.....	0	0	0	0	0	0	0	0	0	0	0	0
15.7 All other A&H (b).....	0	0	0	0	0	0	0	0	0	0	0	0
15.8 Federal employees health benefits plan premium.....	0	0	0	0	0	0	0	0	0	0	0	0
16. Workers' compensation.....	0	0	0	0	0	0	0	0	0	0	0	0
17.1 Other liability-occurrence.....	0	0	0	0	0	0	0	0	0	0	0	0
17.2 Other liability-claims-made.....	0	0	0	0	0	0	0	0	0	0	0	0
17.3 Excess workers' compensation.....	0	0	0	0	0	0	0	0	0	0	0	0
18. Products liability.....	0	0	0	0	0	0	0	0	0	0	0	0
19.1 Private passenger auto no-fault (personal injury protection).....	0	0	0	0	0	0	0	0	0	0	0	0
19.2 Other private passenger auto liability.....	0	0	0	0	0	0	0	0	0	0	0	0
19.3 Commercial auto no-fault (personal injury protection).....	0	0	0	0	0	0	0	0	0	0	0	0
19.4 Other commercial auto liability.....	0	0	0	0	0	0	0	0	0	0	0	0
21.1 Private passenger auto physical damage.....	0	0	0	0	0	0	0	0	0	0	0	0
21.2 Commercial auto physical damage.....	0	0	0	0	0	0	0	0	0	0	0	0
22. Aircraft (all perils).....	0	0	0	0	0	0	0	0	0	0	0	0
23. Fidelity.....	0	0	0	0	0	0	0	0	0	0	0	0
24. Surety.....	0	0	0	0	0	0	0	0	0	0	0	0
26. Burglary and theft.....	0	0	0	0	0	0	0	0	0	0	0	0
27. Boiler and machinery.....	0	0	0	0	0	0	0	0	0	0	0	0
28. Credit.....	883,404	862,062	0	1,246,385	763,520	692,324	148,444	0	190	1,612	0	602
30. Warranty.....	0	0	0	0	0	0	0	0	0	0	0	0
34. Aggregate write-ins for other lines of business.....	60,760	56,227	0	27,419	31,867	34,788	20,895	0	0	0	19,518	0
35. TOTALS (a).....	2,248,180	2,227,327	0	1,336,473	1,456,821	1,409,130	343,088	0	190	1,612	461,179	23,978

DETAILS OF WRITE-INS

3401. Credit Unemployment.....	0	0	0	0	0	0	0	0	0	0	0	0
3402. Contract Liability.....	60,760	56,227	0	27,419	31,867	34,788	20,895	0	0	0	19,518	0
3403.....	0	0	0	0	0	0	0	0	0	0	0	0
3498. Summary of remaining write-ins for Line 34 from overflow page.....	0	0	0	0	0	0	0	0	0	0	0	0
3499. TOTALS (Lines 3401 through 3403 plus 3498) (Line 34 above).....	60,760	56,227	0	27,419	31,867	34,788	20,895	0	0	0	19,518	0

(a) Finance and service charges not included in Lines 1 to 35 \$.....0.

(b) For health business on indicated lines report: Number of persons insured under PPO managed care products.....0 and number of persons insured under indemnity only products.....0.

EXHIBIT OF PREMIUMS AND LOSSES (Statutory Page 14)



NAIC Group Code....0468 NAIC Company Code....10952

BUSINESS IN THE STATE OF MICHIGAN DURING THE YEAR

Line of Business	Gross Premiums, Including Policy and Membership Fees, Less Return Premiums and Premiums on Policies not Taken		3 Dividends Paid or Credited to Policyholders on Direct Business	4 Direct Unearned Premium Reserves	5 Direct Losses Paid (deducting salvage)	6 Direct Losses Incurred	7 Direct Losses Unpaid	8 Direct Defense and Cost Containment Expense Paid	9 Direct Defense and Cost Containment Expense Incurred	10 Direct Defense and Cost Containment Expense Unpaid	11 Commissions and Brokerage Expenses	12 Taxes, Licenses and Fees
	1 Direct Premiums Written	2 Direct Premiums Earned										
1. Fire.....	0	0	0	0	0	0	0	0	0	0	0	0
2.1 Allied lines.....	0	0	0	0	0	0	0	0	0	0	0	0
2.2 Multiple peril crop.....	0	0	0	0	0	0	0	0	0	0	0	0
2.3 Federal flood.....	0	0	0	0	0	0	0	0	0	0	0	0
2.4 Private crop.....	0	0	0	0	0	0	0	0	0	0	0	0
2.5 Private flood.....	0	0	0	0	0	0	0	0	0	0	0	0
3. Farmowners multiple peril.....	0	0	0	0	0	0	0	0	0	0	0	0
4. Homeowners multiple peril.....	0	0	0	0	0	0	0	0	0	0	0	0
5.1 Commercial multiple peril (non-liability portion).....	0	0	0	0	0	0	0	0	0	0	0	0
5.2 Commercial multiple peril (liability portion).....	0	0	0	0	0	0	0	0	0	0	0	0
6. Mortgage guaranty.....	0	0	0	0	0	0	0	0	0	0	0	0
8. Ocean marine.....	0	0	0	0	0	0	0	0	0	0	0	0
9. Inland marine.....	6,979,518	7,019,482	0	335,425	3,546,958	3,752,521	931,733	0	0	0	2,363,912	125,115
10. Financial guaranty.....	0	0	0	0	0	0	0	0	0	0	0	0
11. Medical professional liability.....	0	0	0	0	0	0	0	0	0	0	0	0
12. Earthquake.....	0	0	0	0	0	0	0	0	0	0	0	0
13. Group accident and health (b).....	111,652	111,711	0	797	7,099	6,776	1,711	0	(11)	38	33,136	2,295
14. Credit A&H (group and individual).....	0	0	0	0	0	0	0	0	0	0	0	0
15.1 Collectively renewable A&H (b).....	0	0	0	0	0	0	0	0	0	0	0	0
15.2 Non-cancelable A&H (b).....	0	0	0	0	0	0	0	0	0	0	0	0
15.3 Guaranteed renewable A&H (b).....	0	0	0	0	0	0	0	0	0	0	0	0
15.4 Non-renewable for stated reasons only (b).....	0	0	0	0	0	0	0	0	0	0	0	0
15.5 Other accident only.....	0	0	0	0	0	0	0	0	0	0	0	0
15.6 Medicare Title XVIII exempt from state taxes or fees.....	0	0	0	0	0	0	0	0	0	0	0	0
15.7 All other A&H (b).....	0	0	0	0	0	0	0	0	0	0	0	0
15.8 Federal employees health benefits plan premium.....	0	0	0	0	0	0	0	0	0	0	0	0
16. Workers' compensation.....	0	0	0	0	0	0	0	0	0	0	0	0
17.1 Other liability-occurrence.....	0	0	0	0	0	0	0	0	0	0	0	0
17.2 Other liability-claims-made.....	0	0	0	0	0	0	0	0	0	0	0	0
17.3 Excess workers' compensation.....	0	0	0	0	0	0	0	0	0	0	0	0
18. Products liability.....	0	0	0	0	0	0	0	0	0	0	0	0
19.1 Private passenger auto no-fault (personal injury protection).....	0	0	0	0	0	0	0	0	0	0	0	0
19.2 Other private passenger auto liability.....	0	0	0	0	0	0	0	0	0	0	0	0
19.3 Commercial auto no-fault (personal injury protection).....	0	0	0	0	0	0	0	0	0	0	0	0
19.4 Other commercial auto liability.....	0	0	0	0	0	0	0	0	0	0	0	0
21.1 Private passenger auto physical damage.....	0	0	0	0	0	0	0	0	0	0	0	0
21.2 Commercial auto physical damage.....	0	0	0	0	0	0	0	0	0	0	0	0
22. Aircraft (all perils).....	0	0	0	0	0	0	0	0	0	0	0	0
23. Fidelity.....	0	0	0	0	0	0	0	0	0	0	0	0
24. Surety.....	0	0	0	0	0	0	0	0	0	0	0	0
26. Burglary and theft.....	0	0	0	0	0	0	0	0	0	0	0	0
27. Boiler and machinery.....	0	0	0	0	0	0	0	0	0	0	0	0
28. Credit.....	817,718	940,304	0	1,525,939	1,142,376	1,302,636	222,101	0	284	2,412	0	557
30. Warranty.....	0	0	0	0	0	0	0	0	0	0	0	0
34. Aggregate write-ins for other lines of business.....	88,747	122,536	0	27,268	90,041	63,697	25,210	0	0	0	20,846	565
35. TOTALS (a).....	7,997,635	8,194,033	0	1,889,429	4,786,474	5,125,630	1,180,755	0	273	2,450	2,417,894	128,532

DETAILS OF WRITE-INS

3401. Credit Unemployment.....	28,323	28,323	0	0	6,439	7,265	4,430	0	0	0	1,436	565
3402. Contract Liability.....	60,424	94,213	0	27,268	83,602	56,432	20,780	0	0	0	19,410	0
3403.....	0	0	0	0	0	0	0	0	0	0	0	0
3498. Summary of remaining write-ins for Line 34 from overflow page.....	0	0	0	0	0	0	0	0	0	0	0	0
3499. TOTALS (Lines 3401 through 3403 plus 3498) (Line 34 above).....	88,747	122,536	0	27,268	90,041	63,697	25,210	0	0	0	20,846	565

(a) Finance and service charges not included in Lines 1 to 35 \$.....0.

(b) For health business on indicated lines report: Number of persons insured under PPO managed care products.....0 and number of persons insured under indemnity only products.....0.

EXHIBIT OF PREMIUMS AND LOSSES (Statutory Page 14)



NAIC Group Code....0468 NAIC Company Code....10952

BUSINESS IN THE STATE OF MINNESOTA DURING THE YEAR

Line of Business	Gross Premiums, Including Policy and Membership Fees, Less Return Premiums and Premiums on Policies not Taken		3 Dividends Paid or Credited to Policyholders on Direct Business	4 Direct Unearned Premium Reserves	5 Direct Losses Paid (deducting salvage)	6 Direct Losses Incurred	7 Direct Losses Unpaid	8 Direct Defense and Cost Containment Expense Paid	9 Direct Defense and Cost Containment Expense Incurred	10 Direct Defense and Cost Containment Expense Unpaid	11 Commissions and Brokerage Expenses	12 Taxes, Licenses and Fees
	1 Direct Premiums Written	2 Direct Premiums Earned										
1. Fire.....	0	0	0	0	0	0	0	0	0	0	0	0
2.1 Allied lines.....	0	0	0	0	0	0	0	0	0	0	0	0
2.2 Multiple peril crop.....	0	0	0	0	0	0	0	0	0	0	0	0
2.3 Federal flood.....	0	0	0	0	0	0	0	0	0	0	0	0
2.4 Private crop.....	0	0	0	0	0	0	0	0	0	0	0	0
2.5 Private flood.....	0	0	0	0	0	0	0	0	0	0	0	0
3. Farmowners multiple peril.....	0	0	0	0	0	0	0	0	0	0	0	0
4. Homeowners multiple peril.....	0	0	0	0	0	0	0	0	0	0	0	0
5.1 Commercial multiple peril (non-liability portion).....	0	0	0	0	0	0	0	0	0	0	0	0
5.2 Commercial multiple peril (liability portion).....	0	0	0	0	0	0	0	0	0	0	0	0
6. Mortgage guaranty.....	0	0	0	0	0	0	0	0	0	0	0	0
8. Ocean marine.....	0	0	0	0	0	0	0	0	0	0	0	0
9. Inland marine.....	3,740,600	3,755,196	0	179,768	1,836,646	1,959,907	482,460	0	0	0	1,266,914	67,054
10. Financial guaranty.....	0	0	0	0	0	0	0	0	0	0	0	0
11. Medical professional liability.....	0	0	0	0	0	0	0	0	0	0	0	0
12. Earthquake.....	0	0	0	0	0	0	0	0	0	0	0	0
13. Group accident and health (b).....	207	207	0	1	0	0	0	0	0	0	62	4
14. Credit A&H (group and individual).....	3,331	3,331	0	0	0	0	0	0	0	0	218	67
15.1 Collectively renewable A&H (b).....	0	0	0	0	0	0	0	0	0	0	0	0
15.2 Non-cancelable A&H (b).....	14,443	14,375	0	1,473	0	187	2,123	0	0	48	762	282
15.3 Guaranteed renewable A&H (b).....	0	0	0	0	0	0	0	0	0	0	0	0
15.4 Non-renewable for stated reasons only (b).....	0	0	0	0	0	0	0	0	0	0	0	0
15.5 Other accident only.....	0	0	0	0	0	0	0	0	0	0	0	0
15.6 Medicare Title XVIII exempt from state taxes or fees.....	0	0	0	0	0	0	0	0	0	0	0	0
15.7 All other A&H (b).....	0	0	0	0	0	0	0	0	0	0	0	0
15.8 Federal employees health benefits plan premium.....	0	0	0	0	0	0	0	0	0	0	0	0
16. Workers' compensation.....	0	0	0	0	0	0	0	0	0	0	0	0
17.1 Other liability-occurrence.....	0	0	0	0	0	0	0	0	0	0	0	0
17.2 Other liability-claims-made.....	0	0	0	0	0	0	0	0	0	0	0	0
17.3 Excess workers' compensation.....	0	0	0	0	0	0	0	0	0	0	0	0
18. Products liability.....	0	0	0	0	0	0	0	0	0	0	0	0
19.1 Private passenger auto no-fault (personal injury protection).....	0	0	0	0	0	0	0	0	0	0	0	0
19.2 Other private passenger auto liability.....	0	0	0	0	0	0	0	0	0	0	0	0
19.3 Commercial auto no-fault (personal injury protection).....	0	0	0	0	0	0	0	0	0	0	0	0
19.4 Other commercial auto liability.....	0	0	0	0	0	0	0	0	0	0	0	0
21.1 Private passenger auto physical damage.....	0	0	0	0	0	0	0	0	0	0	0	0
21.2 Commercial auto physical damage.....	0	0	0	0	0	0	0	0	0	0	0	0
22. Aircraft (all perils).....	0	0	0	0	0	0	0	0	0	0	0	0
23. Fidelity.....	0	0	0	0	0	0	0	0	0	0	0	0
24. Surety.....	0	0	0	0	0	0	0	0	0	0	0	0
26. Burglary and theft.....	0	0	0	0	0	0	0	0	0	0	0	0
27. Boiler and machinery.....	0	0	0	0	0	0	0	0	0	0	0	0
28. Credit.....	712,362	558,105	0	940,415	260,410	286,961	50,629	0	65	550	0	485
30. Warranty.....	0	0	0	0	0	0	0	0	0	0	0	0
34. Aggregate write-ins for other lines of business.....	11,130	13,396	0	4,235	34,935	33,057	3,227	0	0	0	3,103	35
35. TOTALS (a).....	4,482,073	4,344,610	0	1,125,892	2,131,991	2,280,112	538,439	0	65	598	1,271,059	67,927

DETAILS OF WRITE-INS

3401. Credit Unemployment.....	1,746	1,746	0	0	0	0	0	0	0	0	89	35
3402. Contract Liability.....	9,384	11,650	0	4,235	34,935	33,057	3,227	0	0	0	3,014	0
3403.....	0	0	0	0	0	0	0	0	0	0	0	0
3498. Summary of remaining write-ins for Line 34 from overflow page.....	0	0	0	0	0	0	0	0	0	0	0	0
3499. TOTALS (Lines 3401 through 3403 plus 3498) (Line 34 above).....	11,130	13,396	0	4,235	34,935	33,057	3,227	0	0	0	3,103	35

(a) Finance and service charges not included in Lines 1 to 35 \$.....0.

(b) For health business on indicated lines report: Number of persons insured under PPO managed care products.....0 and number of persons insured under indemnity only products.....0.

EXHIBIT OF PREMIUMS AND LOSSES (Statutory Page 14)



NAIC Group Code.....0468 NAIC Company Code....10952

BUSINESS IN THE STATE OF MISSOURI DURING THE YEAR

Line of Business	Gross Premiums, Including Policy and Membership Fees, Less Return Premiums and Premiums on Policies not Taken		3 Dividends Paid or Credited to Policyholders on Direct Business	4 Direct Unearned Premium Reserves	5 Direct Losses Paid (deducting salvage)	6 Direct Losses Incurred	7 Direct Losses Unpaid	8 Direct Defense and Cost Containment Expense Paid	9 Direct Defense and Cost Containment Expense Incurred	10 Direct Defense and Cost Containment Expense Unpaid	11 Commissions and Brokerage Expenses	12 Taxes, Licenses and Fees
	1 Direct Premiums Written	2 Direct Premiums Earned										
1. Fire.....	0	0	0	0	0	0	0	0	0	0	0	0
2.1 Allied lines.....	0	0	0	0	0	0	0	0	0	0	0	0
2.2 Multiple peril crop.....	0	0	0	0	0	0	0	0	0	0	0	0
2.3 Federal flood.....	0	0	0	0	0	0	0	0	0	0	0	0
2.4 Private crop.....	0	0	0	0	0	0	0	0	0	0	0	0
2.5 Private flood.....	0	0	0	0	0	0	0	0	0	0	0	0
3. Farmowners multiple peril.....	0	0	0	0	0	0	0	0	0	0	0	0
4. Homeowners multiple peril.....	0	0	0	0	0	0	0	0	0	0	0	0
5.1 Commercial multiple peril (non-liability portion).....	0	0	0	0	0	0	0	0	0	0	0	0
5.2 Commercial multiple peril (liability portion).....	0	0	0	0	0	0	0	0	0	0	0	0
6. Mortgage guaranty.....	0	0	0	0	0	0	0	0	0	0	0	0
8. Ocean marine.....	0	0	0	0	0	0	0	0	0	0	0	0
9. Inland marine.....	5,700,017	5,681,432	0	273,934	3,087,205	3,259,757	810,963	0	0	0	1,930,555	102,179
10. Financial guaranty.....	0	0	0	0	0	0	0	0	0	0	0	0
11. Medical professional liability.....	0	0	0	0	0	0	0	0	0	0	0	0
12. Earthquake.....	0	0	0	0	0	0	0	0	0	0	0	0
13. Group accident and health (b).....	265	265	0	2	0	0	0	0	0	0	79	5
14. Credit A&H (group and individual).....	35,026	35,026	0	0	6,275	6,508	6,251	0	0	0	2,296	699
15.1 Collectively renewable A&H (b).....	0	0	0	0	0	0	0	0	0	0	0	0
15.2 Non-cancelable A&H (b).....	0	0	0	0	0	0	0	0	0	0	0	0
15.3 Guaranteed renewable A&H (b).....	0	0	0	0	0	0	0	0	0	0	0	0
15.4 Non-renewable for stated reasons only (b).....	0	0	0	0	0	0	0	0	0	0	0	0
15.5 Other accident only.....	0	0	0	0	0	0	0	0	0	0	0	0
15.6 Medicare Title XVIII exempt from state taxes or fees.....	0	0	0	0	0	0	0	0	0	0	0	0
15.7 All other A&H (b).....	0	0	0	0	0	0	0	0	0	0	0	0
15.8 Federal employees health benefits plan premium.....	0	0	0	0	0	0	0	0	0	0	0	0
16. Workers' compensation.....	0	0	0	0	0	0	0	0	0	0	0	0
17.1 Other liability-occurrence.....	0	0	0	0	0	0	0	0	0	0	0	0
17.2 Other liability-claims-made.....	0	0	0	0	0	0	0	0	0	0	0	0
17.3 Excess workers' compensation.....	0	0	0	0	0	0	0	0	0	0	0	0
18. Products liability.....	0	0	0	0	0	0	0	0	0	0	0	0
19.1 Private passenger auto no-fault (personal injury protection).....	0	0	0	0	0	0	0	0	0	0	0	0
19.2 Other private passenger auto liability.....	0	0	0	0	0	0	0	0	0	0	0	0
19.3 Commercial auto no-fault (personal injury protection).....	0	0	0	0	0	0	0	0	0	0	0	0
19.4 Other commercial auto liability.....	0	0	0	0	0	0	0	0	0	0	0	0
21.1 Private passenger auto physical damage.....	0	0	0	0	0	0	0	0	0	0	0	0
21.2 Commercial auto physical damage.....	0	0	0	0	0	0	0	0	0	0	0	0
22. Aircraft (all perils).....	0	0	0	0	0	0	0	0	0	0	0	0
23. Fidelity.....	0	0	0	0	0	0	0	0	0	0	0	0
24. Surety.....	0	0	0	0	0	0	0	0	0	0	0	0
26. Burglary and theft.....	0	0	0	0	0	0	0	0	0	0	0	0
27. Boiler and machinery.....	0	0	0	0	0	0	0	0	0	0	0	0
28. Credit.....	382,301	462,098	0	543,158	487,459	507,685	94,772	0	121	1,029	0	260
30. Warranty.....	0	0	0	0	0	0	0	0	0	0	0	0
34. Aggregate write-ins for other lines of business.....	125,886	141,604	0	41,886	76,888	61,612	32,738	0	0	0	31,492	659
35. TOTALS (a).....	6,243,495	6,320,425	0	858,980	3,657,827	3,835,562	944,724	0	121	1,029	1,964,422	103,802

DETAILS OF WRITE-INS

3401. Credit Unemployment.....	33,068	33,068	0	0	1,189	(767)	818	0	0	0	1,676	659
3402. Contract Liability.....	92,818	108,536	0	41,886	75,699	62,379	31,920	0	0	0	29,816	0
3403.....	0	0	0	0	0	0	0	0	0	0	0	0
3498. Summary of remaining write-ins for Line 34 from overflow page.....	0	0	0	0	0	0	0	0	0	0	0	0
3499. TOTALS (Lines 3401 through 3403 plus 3498) (Line 34 above).....	125,886	141,604	0	41,886	76,888	61,612	32,738	0	0	0	31,492	659

(a) Finance and service charges not included in Lines 1 to 35 \$.....0.

(b) For health business on indicated lines report: Number of persons insured under PPO managed care products.....0 and number of persons insured under indemnity only products.....0.

EXHIBIT OF PREMIUMS AND LOSSES (Statutory Page 14)



NAIC Group Code.....0468 NAIC Company Code....10952

BUSINESS IN THE STATE OF NORTHERN MARIANA ISLANDS DURING THE YEAR

Line of Business	Gross Premiums, Including Policy and Membership Fees, Less Return Premiums and Premiums on Policies not Taken		3 Dividends Paid or Credited to Policyholders on Direct Business	4 Direct Unearned Premium Reserves	5 Direct Losses Paid (deducting salvage)	6 Direct Losses Incurred	7 Direct Losses Unpaid	8 Direct Defense and Cost Containment Expense Paid	9 Direct Defense and Cost Containment Expense Incurred	10 Direct Defense and Cost Containment Expense Unpaid	11 Commissions and Brokerage Expenses	12 Taxes, Licenses and Fees
	1 Direct Premiums Written	2 Direct Premiums Earned										
1. Fire.....	0	0	0	0	0	0	0	0	0	0	0	0
2.1 Allied lines.....	0	0	0	0	0	0	0	0	0	0	0	0
2.2 Multiple peril crop.....	0	0	0	0	0	0	0	0	0	0	0	0
2.3 Federal flood.....	0	0	0	0	0	0	0	0	0	0	0	0
2.4 Private crop.....	0	0	0	0	0	0	0	0	0	0	0	0
2.5 Private flood.....	0	0	0	0	0	0	0	0	0	0	0	0
3. Farmowners multiple peril.....	0	0	0	0	0	0	0	0	0	0	0	0
4. Homeowners multiple peril.....	0	0	0	0	0	0	0	0	0	0	0	0
5.1 Commercial multiple peril (non-liability portion).....	0	0	0	0	0	0	0	0	0	0	0	0
5.2 Commercial multiple peril (liability portion).....	0	0	0	0	0	0	0	0	0	0	0	0
6. Mortgage guaranty.....	0	0	0	0	0	0	0	0	0	0	0	0
8. Ocean marine.....	0	0	0	0	0	0	0	0	0	0	0	0
9. Inland marine.....	12	18	0	1	0	0	0	0	0	0	4	0
10. Financial guaranty.....	0	0	0	0	0	0	0	0	0	0	0	0
11. Medical professional liability.....	0	0	0	0	0	0	0	0	0	0	0	0
12. Earthquake.....	0	0	0	0	0	0	0	0	0	0	0	0
13. Group accident and health (b).....	0	0	0	0	0	0	0	0	0	0	0	0
14. Credit A&H (group and individual).....	0	0	0	0	0	0	0	0	0	0	0	0
15.1 Collectively renewable A&H (b).....	0	0	0	0	0	0	0	0	0	0	0	0
15.2 Non-cancelable A&H (b).....	0	0	0	0	0	0	0	0	0	0	0	0
15.3 Guaranteed renewable A&H (b).....	0	0	0	0	0	0	0	0	0	0	0	0
15.4 Non-renewable for stated reasons only (b).....	0	0	0	0	0	0	0	0	0	0	0	0
15.5 Other accident only.....	0	0	0	0	0	0	0	0	0	0	0	0
15.6 Medicare Title XVIII exempt from state taxes or fees.....	0	0	0	0	0	0	0	0	0	0	0	0
15.7 All other A&H (b).....	0	0	0	0	0	0	0	0	0	0	0	0
15.8 Federal employees health benefits plan premium.....	0	0	0	0	0	0	0	0	0	0	0	0
16. Workers' compensation.....	0	0	0	0	0	0	0	0	0	0	0	0
17.1 Other liability-occurrence.....	0	0	0	0	0	0	0	0	0	0	0	0
17.2 Other liability-claims-made.....	0	0	0	0	0	0	0	0	0	0	0	0
17.3 Excess workers' compensation.....	0	0	0	0	0	0	0	0	0	0	0	0
18. Products liability.....	0	0	0	0	0	0	0	0	0	0	0	0
19.1 Private passenger auto no-fault (personal injury protection).....	0	0	0	0	0	0	0	0	0	0	0	0
19.2 Other private passenger auto liability.....	0	0	0	0	0	0	0	0	0	0	0	0
19.3 Commercial auto no-fault (personal injury protection).....	0	0	0	0	0	0	0	0	0	0	0	0
19.4 Other commercial auto liability.....	0	0	0	0	0	0	0	0	0	0	0	0
21.1 Private passenger auto physical damage.....	0	0	0	0	0	0	0	0	0	0	0	0
21.2 Commercial auto physical damage.....	0	0	0	0	0	0	0	0	0	0	0	0
22. Aircraft (all perils).....	0	0	0	0	0	0	0	0	0	0	0	0
23. Fidelity.....	0	0	0	0	0	0	0	0	0	0	0	0
24. Surety.....	0	0	0	0	0	0	0	0	0	0	0	0
26. Burglary and theft.....	0	0	0	0	0	0	0	0	0	0	0	0
27. Boiler and machinery.....	0	0	0	0	0	0	0	0	0	0	0	0
28. Credit.....	0	0	0	0	0	0	0	0	0	0	0	0
30. Warranty.....	0	0	0	0	0	0	0	0	0	0	0	0
34. Aggregate write-ins for other lines of business.....	0	0	0	0	0	0	0	0	0	0	0	0
35. TOTALS (a).....	12	18	0	1	0	0	0	0	0	0	4	0

DETAILS OF WRITE-INS

3401. Credit Unemployment.....	0	0	0	0	0	0	0	0	0	0	0	0
3402. Contract Liability.....	0	0	0	0	0	0	0	0	0	0	0	0
3403.	0	0	0	0	0	0	0	0	0	0	0	0
3498. Summary of remaining write-ins for Line 34 from overflow page.....	0	0	0	0	0	0	0	0	0	0	0	0
3499. TOTALS (Lines 3401 through 3403 plus 3498) (Line 34 above).....	0	0	0	0	0	0	0	0	0	0	0	0

(a) Finance and service charges not included in Lines 1 to 35 \$.....0.
(b) For health business on indicated lines report: Number of persons insured under PPO managed care products.....0 and number of persons insured under indemnity only products.....0.

EXHIBIT OF PREMIUMS AND LOSSES (Statutory Page 14)



NAIC Group Code....0468 NAIC Company Code....10952

BUSINESS IN THE STATE OF MISSISSIPPI DURING THE YEAR

Line of Business	Gross Premiums, Including Policy and Membership Fees, Less Return Premiums and Premiums on Policies not Taken		3 Dividends Paid or Credited to Policyholders on Direct Business	4 Direct Unearned Premium Reserves	5 Direct Losses Paid (deducting salvage)	6 Direct Losses Incurred	7 Direct Losses Unpaid	8 Direct Defense and Cost Containment Expense Paid	9 Direct Defense and Cost Containment Expense Incurred	10 Direct Defense and Cost Containment Expense Unpaid	11 Commissions and Brokerage Expenses	12 Taxes, Licenses and Fees
	1 Direct Premiums Written	2 Direct Premiums Earned										
1. Fire.....	0	0	0	0	0	0	0	0	0	0	0	0
2.1 Allied lines.....	0	0	0	0	0	0	0	0	0	0	0	0
2.2 Multiple peril crop.....	0	0	0	0	0	0	0	0	0	0	0	0
2.3 Federal flood.....	0	0	0	0	0	0	0	0	0	0	0	0
2.4 Private crop.....	0	0	0	0	0	0	0	0	0	0	0	0
2.5 Private flood.....	0	0	0	0	0	0	0	0	0	0	0	0
3. Farmowners multiple peril.....	0	0	0	0	0	0	0	0	0	0	0	0
4. Homeowners multiple peril.....	0	0	0	0	0	0	0	0	0	0	0	0
5.1 Commercial multiple peril (non-liability portion).....	0	0	0	0	0	0	0	0	0	0	0	0
5.2 Commercial multiple peril (liability portion).....	0	0	0	0	0	0	0	0	0	0	0	0
6. Mortgage guaranty.....	0	0	0	0	0	0	0	0	0	0	0	0
8. Ocean marine.....	0	0	0	0	0	0	0	0	0	0	0	0
9. Inland marine.....	1,249,147	1,244,422	0	60,032	539,015	583,283	141,591	0	0	0	423,077	22,392
10. Financial guaranty.....	0	0	0	0	0	0	0	0	0	0	0	0
11. Medical professional liability.....	0	0	0	0	0	0	0	0	0	0	0	0
12. Earthquake.....	0	0	0	0	0	0	0	0	0	0	0	0
13. Group accident and health (b).....	264	265	0	2	0	0	0	0	0	0	78	5
14. Credit A&H (group and individual).....	24,672	24,672	0	0	3,387	3,935	3,374	0	0	0	1,617	493
15.1 Collectively renewable A&H (b).....	0	0	0	0	0	0	0	0	0	0	0	0
15.2 Non-cancelable A&H (b).....	0	0	0	0	0	0	0	0	0	0	0	0
15.3 Guaranteed renewable A&H (b).....	0	0	0	0	0	0	0	0	0	0	0	0
15.4 Non-renewable for stated reasons only (b).....	0	0	0	0	0	0	0	0	0	0	0	0
15.5 Other accident only.....	0	0	0	0	0	0	0	0	0	0	0	0
15.6 Medicare Title XVIII exempt from state taxes or fees.....	0	0	0	0	0	0	0	0	0	0	0	0
15.7 All other A&H (b).....	0	0	0	0	0	0	0	0	0	0	0	0
15.8 Federal employees health benefits plan premium.....	0	0	0	0	0	0	0	0	0	0	0	0
16. Workers' compensation.....	0	0	0	0	7,490	(216,572)	654,592	199	24,134	42,885	0	0
17.1 Other liability-occurrence.....	0	0	0	0	0	0	0	0	0	0	0	0
17.2 Other liability-claims-made.....	0	0	0	0	0	0	0	0	0	0	0	0
17.3 Excess workers' compensation.....	0	0	0	0	0	0	0	0	0	0	0	0
18. Products liability.....	0	0	0	0	0	0	0	0	0	0	0	0
19.1 Private passenger auto no-fault (personal injury protection).....	0	0	0	0	0	0	0	0	0	0	0	0
19.2 Other private passenger auto liability.....	0	0	0	0	0	0	0	0	0	0	0	0
19.3 Commercial auto no-fault (personal injury protection).....	0	0	0	0	0	0	0	0	0	0	0	0
19.4 Other commercial auto liability.....	0	0	0	0	0	0	0	0	0	0	0	0
21.1 Private passenger auto physical damage.....	0	0	0	0	0	0	0	0	0	0	0	0
21.2 Commercial auto physical damage.....	0	0	0	0	0	0	0	0	0	0	0	0
22. Aircraft (all perils).....	0	0	0	0	0	0	0	0	0	0	0	0
23. Fidelity.....	0	0	0	0	0	0	0	0	0	0	0	0
24. Surety.....	0	0	0	0	0	0	0	0	0	0	0	0
26. Burglary and theft.....	0	0	0	0	0	0	0	0	0	0	0	0
27. Boiler and machinery.....	0	0	0	0	0	0	0	0	0	0	0	0
28. Credit.....	0	0	0	0	0	(4,927)	0	0	0	0	0	0
30. Warranty.....	0	0	0	0	0	0	0	0	0	0	0	0
34. Aggregate write-ins for other lines of business.....	37,739	37,739	0	0	12,159	9,854	5,380	0	0	0	1,913	753
35. TOTALS (a).....	1,311,822	1,307,098	0	60,034	562,051	375,573	804,937	199	24,134	42,885	426,685	23,643

DETAILS OF WRITE-INS

3401. Credit Unemployment.....	37,739	37,739	0	0	4,180	1,875	5,380	0	0	0	1,913	753
3402. Contract Liability.....	0	0	0	0	7,979	7,979	0	0	0	0	0	0
3403.....	0	0	0	0	0	0	0	0	0	0	0	0
3498. Summary of remaining write-ins for Line 34 from overflow page.....	0	0	0	0	0	0	0	0	0	0	0	0
3499. TOTALS (Lines 3401 through 3403 plus 3498) (Line 34 above).....	37,739	37,739	0	0	12,159	9,854	5,380	0	0	0	1,913	753

(a) Finance and service charges not included in Lines 1 to 35 \$.....0.

(b) For health business on indicated lines report: Number of persons insured under PPO managed care products.....0 and number of persons insured under indemnity only products.....0.

EXHIBIT OF PREMIUMS AND LOSSES (Statutory Page 14)



NAIC Group Code....0468 NAIC Company Code....10952

BUSINESS IN THE STATE OF MONTANA DURING THE YEAR

Line of Business	Gross Premiums, Including Policy and Membership Fees, Less Return Premiums and Premiums on Policies not Taken		3 Dividends Paid or Credited to Policyholders on Direct Business	4 Direct Unearned Premium Reserves	5 Direct Losses Paid (deducting salvage)	6 Direct Losses Incurred	7 Direct Losses Unpaid	8 Direct Defense and Cost Containment Expense Paid	9 Direct Defense and Cost Containment Expense Incurred	10 Direct Defense and Cost Containment Expense Unpaid	11 Commissions and Brokerage Expenses	12 Taxes, Licenses and Fees
	1 Direct Premiums Written	2 Direct Premiums Earned										
1. Fire.....	0	0	0	0	0	0	0	0	0	0	0	0
2.1 Allied lines.....	0	0	0	0	0	0	0	0	0	0	0	0
2.2 Multiple peril crop.....	0	0	0	0	0	0	0	0	0	0	0	0
2.3 Federal flood.....	0	0	0	0	0	0	0	0	0	0	0	0
2.4 Private crop.....	0	0	0	0	0	0	0	0	0	0	0	0
2.5 Private flood.....	0	0	0	0	0	0	0	0	0	0	0	0
3. Farmowners multiple peril.....	0	0	0	0	0	0	0	0	0	0	0	0
4. Homeowners multiple peril.....	0	0	0	0	0	0	0	0	0	0	0	0
5.1 Commercial multiple peril (non-liability portion).....	0	0	0	0	0	0	0	0	0	0	0	0
5.2 Commercial multiple peril (liability portion).....	0	0	0	0	0	0	0	0	0	0	0	0
6. Mortgage guaranty.....	0	0	0	0	0	0	0	0	0	0	0	0
8. Ocean marine.....	0	0	0	0	0	0	0	0	0	0	0	0
9. Inland marine.....	556,744	568,246	0	26,756	327,540	333,216	86,040	0	0	0	188,565	9,980
10. Financial guaranty.....	0	0	0	0	0	0	0	0	0	0	0	0
11. Medical professional liability.....	0	0	0	0	0	0	0	0	0	0	0	0
12. Earthquake.....	0	0	0	0	0	0	0	0	0	0	0	0
13. Group accident and health (b).....	14	14	0	0	0	0	0	0	0	0	4	0
14. Credit A&H (group and individual).....	4,228	4,228	0	0	0	0	0	0	0	0	277	84
15.1 Collectively renewable A&H (b).....	0	0	0	0	0	0	0	0	0	0	0	0
15.2 Non-cancelable A&H (b).....	0	0	0	0	0	0	0	0	0	0	0	0
15.3 Guaranteed renewable A&H (b).....	0	0	0	0	0	0	0	0	0	0	0	0
15.4 Non-renewable for stated reasons only (b).....	0	0	0	0	0	0	0	0	0	0	0	0
15.5 Other accident only.....	0	0	0	0	0	0	0	0	0	0	0	0
15.6 Medicare Title XVIII exempt from state taxes or fees.....	0	0	0	0	0	0	0	0	0	0	0	0
15.7 All other A&H (b).....	0	0	0	0	0	0	0	0	0	0	0	0
15.8 Federal employees health benefits plan premium.....	0	0	0	0	0	0	0	0	0	0	0	0
16. Workers' compensation.....	0	0	0	0	0	0	0	0	0	0	0	0
17.1 Other liability-occurrence.....	0	0	0	0	0	0	0	0	0	0	0	0
17.2 Other liability-claims-made.....	0	0	0	0	0	0	0	0	0	0	0	0
17.3 Excess workers' compensation.....	0	0	0	0	0	0	0	0	0	0	0	0
18. Products liability.....	0	0	0	0	0	0	0	0	0	0	0	0
19.1 Private passenger auto no-fault (personal injury protection).....	0	0	0	0	0	0	0	0	0	0	0	0
19.2 Other private passenger auto liability.....	0	0	0	0	0	0	0	0	0	0	0	0
19.3 Commercial auto no-fault (personal injury protection).....	0	0	0	0	0	0	0	0	0	0	0	0
19.4 Other commercial auto liability.....	0	0	0	0	0	0	0	0	0	0	0	0
21.1 Private passenger auto physical damage.....	0	0	0	0	0	0	0	0	0	0	0	0
21.2 Commercial auto physical damage.....	0	0	0	0	0	0	0	0	0	0	0	0
22. Aircraft (all perils).....	0	0	0	0	0	0	0	0	0	0	0	0
23. Fidelity.....	0	0	0	0	0	0	0	0	0	0	0	0
24. Surety.....	0	0	0	0	0	0	0	0	0	0	0	0
26. Burglary and theft.....	0	0	0	0	0	0	0	0	0	0	0	0
27. Boiler and machinery.....	0	0	0	0	0	0	0	0	0	0	0	0
28. Credit.....	3,169	10,311	0	16,997	1,048	(1,785)	204	0	0	2	0	2
30. Warranty.....	0	0	0	0	0	0	0	0	0	0	0	0
34. Aggregate write-ins for other lines of business.....	6,679	6,679	0	0	3,184	3,393	209	0	0	0	339	133
35. TOTALS (a).....	570,834	589,478	0	43,753	331,772	334,824	86,453	0	0	2	189,185	10,199

DETAILS OF WRITE-INS

3401. Credit Unemployment.....	6,679	6,679	0	0	303	512	209	0	0	0	339	133
3402. Contract Liability.....	0	0	0	0	2,881	2,881	0	0	0	0	0	0
3403.....	0	0	0	0	0	0	0	0	0	0	0	0
3498. Summary of remaining write-ins for Line 34 from overflow page.....	0	0	0	0	0	0	0	0	0	0	0	0
3499. TOTALS (Lines 3401 through 3403 plus 3498) (Line 34 above).....	6,679	6,679	0	0	3,184	3,393	209	0	0	0	339	133

(a) Finance and service charges not included in Lines 1 to 35 \$.....0.

(b) For health business on indicated lines report: Number of persons insured under PPO managed care products.....0 and number of persons insured under indemnity only products.....0.

EXHIBIT OF PREMIUMS AND LOSSES (Statutory Page 14)



NAIC Group Code.....0468 NAIC Company Code....10952

BUSINESS IN THE STATE OF NORTH CAROLINA DURING THE YEAR

Line of Business	Gross Premiums, Including Policy and Membership Fees, Less Return Premiums and Premiums on Policies not Taken		3 Dividends Paid or Credited to Policyholders on Direct Business	4 Direct Unearned Premium Reserves	5 Direct Losses Paid (deducting salvage)	6 Direct Losses Incurred	7 Direct Losses Unpaid	8 Direct Defense and Cost Containment Expense Paid	9 Direct Defense and Cost Containment Expense Incurred	10 Direct Defense and Cost Containment Expense Unpaid	11 Commissions and Brokerage Expenses	12 Taxes, Licenses and Fees
	1 Direct Premiums Written	2 Direct Premiums Earned										
1. Fire.....	0	0	0	0	0	0	0	0	0	0	0	0
2.1 Allied lines.....	0	0	0	0	0	0	0	0	0	0	0	0
2.2 Multiple peril crop.....	0	0	0	0	0	0	0	0	0	0	0	0
2.3 Federal flood.....	0	0	0	0	0	0	0	0	0	0	0	0
2.4 Private crop.....	0	0	0	0	0	0	0	0	0	0	0	0
2.5 Private flood.....	0	0	0	0	0	0	0	0	0	0	0	0
3. Farmowners multiple peril.....	0	0	0	0	0	0	0	0	0	0	0	0
4. Homeowners multiple peril.....	0	0	0	0	0	0	0	0	0	0	0	0
5.1 Commercial multiple peril (non-liability portion).....	0	0	0	0	0	0	0	0	0	0	0	0
5.2 Commercial multiple peril (liability portion).....	0	0	0	0	0	0	0	0	0	0	0	0
6. Mortgage guaranty.....	0	0	0	0	0	0	0	0	0	0	0	0
8. Ocean marine.....	0	0	0	0	0	0	0	0	0	0	0	0
9. Inland marine.....	7,308,790	7,294,037	0	351,250	4,105,438	4,436,407	1,078,437	0	0	0	2,475,434	131,017
10. Financial guaranty.....	0	0	0	0	0	0	0	0	0	0	0	0
11. Medical professional liability.....	0	0	0	0	0	0	0	0	0	0	0	0
12. Earthquake.....	0	0	0	0	0	0	0	0	0	0	0	0
13. Group accident and health (b).....	989	992	0	7	0	0	0	0	0	0	294	20
14. Credit A&H (group and individual).....	0	0	0	0	0	0	0	0	0	0	0	0
15.1 Collectively renewable A&H (b).....	0	0	0	0	0	0	0	0	0	0	0	0
15.2 Non-cancelable A&H (b).....	0	20	0	0	0	0	0	0	0	0	0	0
15.3 Guaranteed renewable A&H (b).....	0	0	0	0	0	0	0	0	0	0	0	0
15.4 Non-renewable for stated reasons only (b).....	0	0	0	0	0	0	0	0	0	0	0	0
15.5 Other accident only.....	0	0	0	0	0	0	0	0	0	0	0	0
15.6 Medicare Title XVIII exempt from state taxes or fees.....	0	0	0	0	0	0	0	0	0	0	0	0
15.7 All other A&H (b).....	0	0	0	0	0	0	0	0	0	0	0	0
15.8 Federal employees health benefits plan premium.....	0	0	0	0	0	0	0	0	0	0	0	0
16. Workers' compensation.....	0	0	0	0	0	0	0	0	0	0	0	0
17.1 Other liability-occurrence.....	0	0	0	0	0	0	0	0	0	0	0	0
17.2 Other liability-claims-made.....	0	0	0	0	0	0	0	0	0	0	0	0
17.3 Excess workers' compensation.....	0	0	0	0	0	0	0	0	0	0	0	0
18. Products liability.....	0	0	0	0	0	0	0	0	0	0	0	0
19.1 Private passenger auto no-fault (personal injury protection).....	0	0	0	0	0	0	0	0	0	0	0	0
19.2 Other private passenger auto liability.....	0	0	0	0	0	0	0	0	0	0	0	0
19.3 Commercial auto no-fault (personal injury protection).....	0	0	0	0	0	0	0	0	0	0	0	0
19.4 Other commercial auto liability.....	0	0	0	0	0	0	0	0	0	0	0	0
21.1 Private passenger auto physical damage.....	0	0	0	0	0	0	0	0	0	0	0	0
21.2 Commercial auto physical damage.....	0	0	0	0	0	0	0	0	0	0	0	0
22. Aircraft (all perils).....	0	0	0	0	0	0	0	0	0	0	0	0
23. Fidelity.....	0	0	0	0	0	0	0	0	0	0	0	0
24. Surety.....	0	0	0	0	0	0	0	0	0	0	0	0
26. Burglary and theft.....	0	0	0	0	0	0	0	0	0	0	0	0
27. Boiler and machinery.....	0	0	0	0	0	0	0	0	0	0	0	0
28. Credit.....	227,879	341,535	0	491,128	470,265	560,196	91,429	0	117	993	0	155
30. Warranty.....	0	0	0	0	0	0	0	0	0	0	0	0
34. Aggregate write-ins for other lines of business.....	30,397	49,883	0	7,326	96,728	78,639	8,684	0	0	0	5,933	282
35. TOTALS (a).....	7,568,055	7,686,467	0	849,711	4,672,431	5,075,242	1,178,550	0	117	993	2,481,661	131,474

DETAILS OF WRITE-INS

3401. Credit Unemployment.....	14,162	14,162	0	0	4,508	1,894	3,101	0	0	0	718	282
3402. Contract Liability.....	16,235	35,721	0	7,326	92,220	76,745	5,583	0	0	0	5,215	0
3403.....	0	0	0	0	0	0	0	0	0	0	0	0
3498. Summary of remaining write-ins for Line 34 from overflow page.....	0	0	0	0	0	0	0	0	0	0	0	0
3499. TOTALS (Lines 3401 through 3403 plus 3498) (Line 34 above).....	30,397	49,883	0	7,326	96,728	78,639	8,684	0	0	0	5,933	282

(a) Finance and service charges not included in Lines 1 to 35 \$.....0.

(b) For health business on indicated lines report: Number of persons insured under PPO managed care products.....0 and number of persons insured under indemnity only products.....0.

EXHIBIT OF PREMIUMS AND LOSSES (Statutory Page 14)



NAIC Group Code....0468 NAIC Company Code....10952

BUSINESS IN THE STATE OF NORTH DAKOTA DURING THE YEAR

Line of Business	Gross Premiums, Including Policy and Membership Fees, Less Return Premiums and Premiums on Policies not Taken		3 Dividends Paid or Credited to Policyholders on Direct Business	4 Direct Unearned Premium Reserves	5 Direct Losses Paid (deducting salvage)	6 Direct Losses Incurred	7 Direct Losses Unpaid	8 Direct Defense and Cost Containment Expense Paid	9 Direct Defense and Cost Containment Expense Incurred	10 Direct Defense and Cost Containment Expense Unpaid	11 Commissions and Brokerage Expenses	12 Taxes, Licenses and Fees
	1 Direct Premiums Written	2 Direct Premiums Earned										
1. Fire.....	0	0	0	0	0	0	0	0	0	0	0	0
2.1 Allied lines.....	0	0	0	0	0	0	0	0	0	0	0	0
2.2 Multiple peril crop.....	0	0	0	0	0	0	0	0	0	0	0	0
2.3 Federal flood.....	0	0	0	0	0	0	0	0	0	0	0	0
2.4 Private crop.....	0	0	0	0	0	0	0	0	0	0	0	0
2.5 Private flood.....	0	0	0	0	0	0	0	0	0	0	0	0
3. Farmowners multiple peril.....	0	0	0	0	0	0	0	0	0	0	0	0
4. Homeowners multiple peril.....	0	0	0	0	0	0	0	0	0	0	0	0
5.1 Commercial multiple peril (non-liability portion).....	0	0	0	0	0	0	0	0	0	0	0	0
5.2 Commercial multiple peril (liability portion).....	0	0	0	0	0	0	0	0	0	0	0	0
6. Mortgage guaranty.....	0	0	0	0	0	0	0	0	0	0	0	0
8. Ocean marine.....	0	0	0	0	0	0	0	0	0	0	0	0
9. Inland marine.....	249,245	251,873	0	11,978	160,677	165,969	42,207	0	0	0	84,417	4,468
10. Financial guaranty.....	0	0	0	0	0	0	0	0	0	0	0	0
11. Medical professional liability.....	0	0	0	0	0	0	0	0	0	0	0	0
12. Earthquake.....	0	0	0	0	0	0	0	0	0	0	0	0
13. Group accident and health (b).....	106	106	0	1	0	0	0	0	0	0	31	2
14. Credit A&H (group and individual).....	2,928	2,928	0	0	0	0	0	0	0	0	192	58
15.1 Collectively renewable A&H (b).....	0	0	0	0	0	0	0	0	0	0	0	0
15.2 Non-cancelable A&H (b).....	123	111	0	13	0	1	9	0	0	0	6	2
15.3 Guaranteed renewable A&H (b).....	0	0	0	0	0	0	0	0	0	0	0	0
15.4 Non-renewable for stated reasons only (b).....	0	0	0	0	0	0	0	0	0	0	0	0
15.5 Other accident only.....	0	0	0	0	0	0	0	0	0	0	0	0
15.6 Medicare Title XVIII exempt from state taxes or fees.....	0	0	0	0	0	0	0	0	0	0	0	0
15.7 All other A&H (b).....	0	0	0	0	0	0	0	0	0	0	0	0
15.8 Federal employees health benefits plan premium.....	0	0	0	0	0	0	0	0	0	0	0	0
16. Workers' compensation.....	0	0	0	0	0	0	0	0	0	0	0	0
17.1 Other liability-occurrence.....	0	0	0	0	0	0	0	0	0	0	0	0
17.2 Other liability-claims-made.....	0	0	0	0	0	0	0	0	0	0	0	0
17.3 Excess workers' compensation.....	0	0	0	0	0	0	0	0	0	0	0	0
18. Products liability.....	0	0	0	0	0	0	0	0	0	0	0	0
19.1 Private passenger auto no-fault (personal injury protection).....	0	0	0	0	0	0	0	0	0	0	0	0
19.2 Other private passenger auto liability.....	0	0	0	0	0	0	0	0	0	0	0	0
19.3 Commercial auto no-fault (personal injury protection).....	0	0	0	0	0	0	0	0	0	0	0	0
19.4 Other commercial auto liability.....	0	0	0	0	0	0	0	0	0	0	0	0
21.1 Private passenger auto physical damage.....	0	0	0	0	0	0	0	0	0	0	0	0
21.2 Commercial auto physical damage.....	0	0	0	0	0	0	0	0	0	0	0	0
22. Aircraft (all perils).....	0	0	0	0	0	0	0	0	0	0	0	0
23. Fidelity.....	0	0	0	0	0	0	0	0	0	0	0	0
24. Surety.....	0	0	0	0	0	0	0	0	0	0	0	0
26. Burglary and theft.....	0	0	0	0	0	0	0	0	0	0	0	0
27. Boiler and machinery.....	0	0	0	0	0	0	0	0	0	0	0	0
28. Credit.....	11,213	10,913	0	16,271	11,410	(59,557)	2,218	0	3	24	0	8
30. Warranty.....	0	0	0	0	0	0	0	0	0	0	0	0
34. Aggregate write-ins for other lines of business.....	4,421	4,421	0	0	2,939	3,026	1,381	0	0	0	224	88
35. TOTALS (a).....	268,036	270,352	0	28,263	175,026	109,439	45,815	0	3	24	84,870	4,626

DETAILS OF WRITE-INS

3401. Credit Unemployment.....	4,421	4,421	0	0	1,390	1,477	1,381	0	0	0	224	88
3402. Contract Liability.....	0	0	0	0	1,549	1,549	0	0	0	0	0	0
3403.....	0	0	0	0	0	0	0	0	0	0	0	0
3498. Summary of remaining write-ins for Line 34 from overflow page.....	0	0	0	0	0	0	0	0	0	0	0	0
3499. TOTALS (Lines 3401 through 3403 plus 3498) (Line 34 above).....	4,421	4,421	0	0	2,939	3,026	1,381	0	0	0	224	88

(a) Finance and service charges not included in Lines 1 to 35 \$.....0.

(b) For health business on indicated lines report: Number of persons insured under PPO managed care products.....0 and number of persons insured under indemnity only products.....0.

EXHIBIT OF PREMIUMS AND LOSSES (Statutory Page 14)



NAIC Group Code....0468 NAIC Company Code....10952

BUSINESS IN THE STATE OF **NEBRASKA** DURING THE YEAR

Line of Business	Gross Premiums, Including Policy and Membership Fees, Less Return Premiums and Premiums on Policies not Taken		3 Dividends Paid or Credited to Policyholders on Direct Business	4 Direct Unearned Premium Reserves	5 Direct Losses Paid (deducting salvage)	6 Direct Losses Incurred	7 Direct Losses Unpaid	8 Direct Defense and Cost Containment Expense Paid	9 Direct Defense and Cost Containment Expense Incurred	10 Direct Defense and Cost Containment Expense Unpaid	11 Commissions and Brokerage Expenses	12 Taxes, Licenses and Fees
	1 Direct Premiums Written	2 Direct Premiums Earned										
1. Fire.....	0	0	0	0	0	0	0	0	0	0	0	0
2.1 Allied lines.....	0	0	0	0	0	0	0	0	0	0	0	0
2.2 Multiple peril crop.....	0	0	0	0	0	0	0	0	0	0	0	0
2.3 Federal flood.....	0	0	0	0	0	0	0	0	0	0	0	0
2.4 Private crop.....	0	0	0	0	0	0	0	0	0	0	0	0
2.5 Private flood.....	0	0	0	0	0	0	0	0	0	0	0	0
3. Farmowners multiple peril.....	0	0	0	0	0	0	0	0	0	0	0	0
4. Homeowners multiple peril.....	0	0	0	0	0	0	0	0	0	0	0	0
5.1 Commercial multiple peril (non-liability portion).....	0	0	0	0	0	0	0	0	0	0	0	0
5.2 Commercial multiple peril (liability portion).....	0	0	0	0	0	0	0	0	0	0	0	0
6. Mortgage guaranty.....	0	0	0	0	0	0	0	0	0	0	0	0
8. Ocean marine.....	0	0	0	0	0	0	0	0	0	0	0	0
9. Inland marine.....	2,555,570	2,571,359	0	122,817	801,414	853,512	210,520	0	0	0	865,553	45,811
10. Financial guaranty.....	0	0	0	0	0	0	0	0	0	0	0	0
11. Medical professional liability.....	0	0	0	0	0	0	0	0	0	0	0	0
12. Earthquake.....	0	0	0	0	0	0	0	0	0	0	0	0
13. Group accident and health (b).....	710	713	0	5	0	0	0	0	0	0	211	15
14. Credit A&H (group and individual).....	4,444	4,444	0	0	1,457	(1,932)	1,451	0	0	0	291	89
15.1 Collectively renewable A&H (b).....	0	0	0	0	0	0	0	0	0	0	0	0
15.2 Non-cancelable A&H (b).....	0	0	0	0	0	0	0	0	0	0	0	0
15.3 Guaranteed renewable A&H (b).....	0	0	0	0	0	0	0	0	0	0	0	0
15.4 Non-renewable for stated reasons only (b).....	0	0	0	0	0	0	0	0	0	0	0	0
15.5 Other accident only.....	0	0	0	0	0	0	0	0	0	0	0	0
15.6 Medicare Title XVIII exempt from state taxes or fees.....	0	0	0	0	0	0	0	0	0	0	0	0
15.7 All other A&H (b).....	0	0	0	0	0	0	0	0	0	0	0	0
15.8 Federal employees health benefits plan premium.....	0	0	0	0	0	0	0	0	0	0	0	0
16. Workers' compensation.....	0	0	0	0	0	0	0	0	0	0	0	0
17.1 Other liability-occurrence.....	0	0	0	0	0	0	0	0	0	0	0	0
17.2 Other liability-claims-made.....	0	0	0	0	0	0	0	0	0	0	0	0
17.3 Excess workers' compensation.....	0	0	0	0	0	0	0	0	0	0	0	0
18. Products liability.....	0	0	0	0	0	0	0	0	0	0	0	0
19.1 Private passenger auto no-fault (personal injury protection).....	0	0	0	0	0	0	0	0	0	0	0	0
19.2 Other private passenger auto liability.....	0	0	0	0	0	0	0	0	0	0	0	0
19.3 Commercial auto no-fault (personal injury protection).....	0	0	0	0	0	0	0	0	0	0	0	0
19.4 Other commercial auto liability.....	0	0	0	0	0	0	0	0	0	0	0	0
21.1 Private passenger auto physical damage.....	0	0	0	0	0	0	0	0	0	0	0	0
21.2 Commercial auto physical damage.....	0	0	0	0	0	0	0	0	0	0	0	0
22. Aircraft (all perils).....	0	0	0	0	0	0	0	0	0	0	0	0
23. Fidelity.....	0	0	0	0	0	0	0	0	0	0	0	0
24. Surety.....	0	0	0	0	0	0	0	0	0	0	0	0
26. Burglary and theft.....	0	0	0	0	0	0	0	0	0	0	0	0
27. Boiler and machinery.....	0	0	0	0	0	0	0	0	0	0	0	0
28. Credit.....	12,075	12,012	0	20,145	29,439	(43,980)	5,724	0	7	62	0	8
30. Warranty.....	0	0	0	0	0	0	0	0	0	0	0	0
34. Aggregate write-ins for other lines of business.....	13,283	12,984	0	299	6,645	6,787	1,005	0	0	0	853	252
35. TOTALS (a).....	2,586,082	2,601,512	0	143,266	838,955	814,387	218,700	0	7	62	866,908	46,175

DETAILS OF WRITE-INS

3401. Credit Unemployment.....	12,621	12,621	0	0	0	(86)	777	0	0	0	640	252
3402. Contract Liability.....	662	363	0	299	6,645	6,873	228	0	0	0	213	0
3403.....	0	0	0	0	0	0	0	0	0	0	0	0
3498. Summary of remaining write-ins for Line 34 from overflow page.....	0	0	0	0	0	0	0	0	0	0	0	0
3499. TOTALS (Lines 3401 through 3403 plus 3498) (Line 34 above).....	13,283	12,984	0	299	6,645	6,787	1,005	0	0	0	853	252

(a) Finance and service charges not included in Lines 1 to 35 \$.....0.

(b) For health business on indicated lines report: Number of persons insured under PPO managed care products.....0 and number of persons insured under indemnity only products.....0.

EXHIBIT OF PREMIUMS AND LOSSES (Statutory Page 14)



NAIC Group Code....0468 NAIC Company Code....10952

BUSINESS IN THE STATE OF NEW HAMPSHIRE DURING THE YEAR

Line of Business	Gross Premiums, Including Policy and Membership Fees, Less Return Premiums and Premiums on Policies not Taken		3 Dividends Paid or Credited to Policyholders on Direct Business	4 Direct Unearned Premium Reserves	5 Direct Losses Paid (deducting salvage)	6 Direct Losses Incurred	7 Direct Losses Unpaid	8 Direct Defense and Cost Containment Expense Paid	9 Direct Defense and Cost Containment Expense Incurred	10 Direct Defense and Cost Containment Expense Unpaid	11 Commissions and Brokerage Expenses	12 Taxes, Licenses and Fees
	1 Direct Premiums Written	2 Direct Premiums Earned										
1. Fire.....	0	0	0	0	0	0	0	0	0	0	0	0
2.1 Allied lines.....	0	0	0	0	0	0	0	0	0	0	0	0
2.2 Multiple peril crop.....	0	0	0	0	0	0	0	0	0	0	0	0
2.3 Federal flood.....	0	0	0	0	0	0	0	0	0	0	0	0
2.4 Private crop.....	0	0	0	0	0	0	0	0	0	0	0	0
2.5 Private flood.....	0	0	0	0	0	0	0	0	0	0	0	0
3. Farmowners multiple peril.....	0	0	0	0	0	0	0	0	0	0	0	0
4. Homeowners multiple peril.....	0	0	0	0	0	0	0	0	0	0	0	0
5.1 Commercial multiple peril (non-liability portion).....	0	0	0	0	0	0	0	0	0	0	0	0
5.2 Commercial multiple peril (liability portion).....	0	0	0	0	0	0	0	0	0	0	0	0
6. Mortgage guaranty.....	0	0	0	0	0	0	0	0	0	0	0	0
8. Ocean marine.....	0	0	0	0	0	0	0	0	0	0	0	0
9. Inland marine.....	9,090,772	9,163,309	0	436,889	5,163,555	5,421,212	1,356,389	0	0	0	3,078,979	162,961
10. Financial guaranty.....	0	0	0	0	0	0	0	0	0	0	0	0
11. Medical professional liability.....	0	0	0	0	0	0	0	0	0	0	0	0
12. Earthquake.....	0	0	0	0	0	0	0	0	0	0	0	0
13. Group accident and health (b).....	0	0	0	0	0	0	0	0	0	0	0	0
14. Credit A&H (group and individual).....	0	0	0	0	0	0	0	0	0	0	0	0
15.1 Collectively renewable A&H (b).....	0	0	0	0	0	0	0	0	0	0	0	0
15.2 Non-cancelable A&H (b).....	0	0	0	0	0	0	0	0	0	0	0	0
15.3 Guaranteed renewable A&H (b).....	0	0	0	0	0	0	0	0	0	0	0	0
15.4 Non-renewable for stated reasons only (b).....	0	0	0	0	0	0	0	0	0	0	0	0
15.5 Other accident only.....	0	0	0	0	0	0	0	0	0	0	0	0
15.6 Medicare Title XVIII exempt from state taxes or fees.....	0	0	0	0	0	0	0	0	0	0	0	0
15.7 All other A&H (b).....	0	0	0	0	0	0	0	0	0	0	0	0
15.8 Federal employees health benefits plan premium.....	0	0	0	0	0	0	0	0	0	0	0	0
16. Workers' compensation.....	0	0	0	0	0	0	0	0	0	0	0	0
17.1 Other liability-occurrence.....	0	0	0	0	0	0	0	0	0	0	0	0
17.2 Other liability-claims-made.....	0	0	0	0	0	0	0	0	0	0	0	0
17.3 Excess workers' compensation.....	0	0	0	0	0	0	0	0	0	0	0	0
18. Products liability.....	0	0	0	0	0	0	0	0	0	0	0	0
19.1 Private passenger auto no-fault (personal injury protection).....	0	0	0	0	0	0	0	0	0	0	0	0
19.2 Other private passenger auto liability.....	0	0	0	0	0	0	0	0	0	0	0	0
19.3 Commercial auto no-fault (personal injury protection).....	0	0	0	0	0	0	0	0	0	0	0	0
19.4 Other commercial auto liability.....	0	0	0	0	0	0	0	0	0	0	0	0
21.1 Private passenger auto physical damage.....	0	0	0	0	0	0	0	0	0	0	0	0
21.2 Commercial auto physical damage.....	0	0	0	0	0	0	0	0	0	0	0	0
22. Aircraft (all perils).....	0	0	0	0	0	0	0	0	0	0	0	0
23. Fidelity.....	0	0	0	0	0	0	0	0	0	0	0	0
24. Surety.....	0	0	0	0	0	0	0	0	0	0	0	0
26. Burglary and theft.....	0	0	0	0	0	0	0	0	0	0	0	0
27. Boiler and machinery.....	0	0	0	0	0	0	0	0	0	0	0	0
28. Credit.....	0	208	0	337	0	(37,872)	0	0	0	0	0	0
30. Warranty.....	0	0	0	0	0	0	0	0	0	0	0	0
34. Aggregate write-ins for other lines of business.....	0	0	0	0	9,194	9,194	0	0	0	0	0	0
35. TOTALS (a).....	9,090,772	9,163,517	0	437,226	5,172,749	5,392,534	1,356,389	0	0	0	3,078,979	162,961

DETAILS OF WRITE-INS

3401. Credit Unemployment.....	0	0	0	0	0	0	0	0	0	0	0	0
3402. Contract Liability.....	0	0	0	0	9,194	9,194	0	0	0	0	0	0
3403.....	0	0	0	0	0	0	0	0	0	0	0	0
3498. Summary of remaining write-ins for Line 34 from overflow page.....	0	0	0	0	0	0	0	0	0	0	0	0
3499. TOTALS (Lines 3401 through 3403 plus 3498) (Line 34 above).....	0	0	0	0	9,194	9,194	0	0	0	0	0	0

(a) Finance and service charges not included in Lines 1 to 35 \$.....0.

(b) For health business on indicated lines report: Number of persons insured under PPO managed care products.....0 and number of persons insured under indemnity only products.....0.

EXHIBIT OF PREMIUMS AND LOSSES (Statutory Page 14)



NAIC Group Code.....0468 NAIC Company Code....10952

BUSINESS IN THE STATE OF NEW JERSEY DURING THE YEAR

Line of Business	Gross Premiums, Including Policy and Membership Fees, Less Return Premiums and Premiums on Policies not Taken		3 Dividends Paid or Credited to Policyholders on Direct Business	4 Direct Unearned Premium Reserves	5 Direct Losses Paid (deducting salvage)	6 Direct Losses Incurred	7 Direct Losses Unpaid	8 Direct Defense and Cost Containment Expense Paid	9 Direct Defense and Cost Containment Expense Incurred	10 Direct Defense and Cost Containment Expense Unpaid	11 Commissions and Brokerage Expenses	12 Taxes, Licenses and Fees
	1 Direct Premiums Written	2 Direct Premiums Earned										
1. Fire.....	0	0	0	0	0	0	0	0	0	0	0	0
2.1 Allied lines.....	0	0	0	0	0	0	0	0	0	0	0	0
2.2 Multiple peril crop.....	0	0	0	0	0	0	0	0	0	0	0	0
2.3 Federal flood.....	0	0	0	0	0	0	0	0	0	0	0	0
2.4 Private crop.....	0	0	0	0	0	0	0	0	0	0	0	0
2.5 Private flood.....	0	0	0	0	0	0	0	0	0	0	0	0
3. Farmowners multiple peril.....	0	0	0	0	0	0	0	0	0	0	0	0
4. Homeowners multiple peril.....	0	0	0	0	0	0	0	0	0	0	0	0
5.1 Commercial multiple peril (non-liability portion).....	0	0	0	0	0	0	0	0	0	0	0	0
5.2 Commercial multiple peril (liability portion).....	0	0	0	0	0	0	0	0	0	0	0	0
6. Mortgage guaranty.....	0	0	0	0	0	0	0	0	0	0	0	0
8. Ocean marine.....	0	0	0	0	0	0	0	0	0	0	0	0
9. Inland marine.....	12,641,553	12,709,724	0	607,534	7,281,716	7,671,995	1,912,798	0	0	0	4,281,602	226,613
10. Financial guaranty.....	0	0	0	0	0	0	0	0	0	0	0	0
11. Medical professional liability.....	0	0	0	0	0	0	0	0	0	0	0	0
12. Earthquake.....	0	0	0	0	0	0	0	0	0	0	0	0
13. Group accident and health (b).....	2,384	2,389	0	17	0	0	0	0	0	0	708	49
14. Credit A&H (group and individual).....	0	0	0	0	0	0	0	0	0	0	0	0
15.1 Collectively renewable A&H (b).....	0	0	0	0	0	0	0	0	0	0	0	0
15.2 Non-cancelable A&H (b).....	0	10	0	0	0	0	0	0	0	0	0	0
15.3 Guaranteed renewable A&H (b).....	0	0	0	0	0	0	0	0	0	0	0	0
15.4 Non-renewable for stated reasons only (b).....	0	0	0	0	0	0	0	0	0	0	0	0
15.5 Other accident only.....	0	0	0	0	0	0	0	0	0	0	0	0
15.6 Medicare Title XVIII exempt from state taxes or fees.....	0	0	0	0	0	0	0	0	0	0	0	0
15.7 All other A&H (b).....	0	0	0	0	0	0	0	0	0	0	0	0
15.8 Federal employees health benefits plan premium.....	0	0	0	0	0	0	0	0	0	0	0	0
16. Workers' compensation.....	0	0	0	0	0	0	0	0	0	0	0	0
17.1 Other liability-occurrence.....	0	0	0	0	0	0	0	0	0	0	0	0
17.2 Other liability-claims-made.....	0	0	0	0	0	0	0	0	0	0	0	0
17.3 Excess workers' compensation.....	0	0	0	0	0	0	0	0	0	0	0	0
18. Products liability.....	0	0	0	0	0	0	0	0	0	0	0	0
19.1 Private passenger auto no-fault (personal injury protection).....	0	0	0	0	0	0	0	0	0	0	0	0
19.2 Other private passenger auto liability.....	0	0	0	0	0	0	0	0	0	0	0	0
19.3 Commercial auto no-fault (personal injury protection).....	0	0	0	0	0	0	0	0	0	0	0	0
19.4 Other commercial auto liability.....	0	0	0	0	0	0	0	0	0	0	0	0
21.1 Private passenger auto physical damage.....	0	0	0	0	0	0	0	0	0	0	0	0
21.2 Commercial auto physical damage.....	0	0	0	0	0	0	0	0	0	0	0	0
22. Aircraft (all perils).....	0	0	0	0	0	0	0	0	0	0	0	0
23. Fidelity.....	0	0	0	0	0	0	0	0	0	0	0	0
24. Surety.....	0	0	0	0	0	0	0	0	0	0	0	0
26. Burglary and theft.....	0	0	0	0	0	0	0	0	0	0	0	0
27. Boiler and machinery.....	0	0	0	0	0	0	0	0	0	0	0	0
28. Credit.....	355,173	413,429	0	543,954	264,740	298,777	51,471	0	66	559	0	242
30. Warranty.....	0	0	0	0	0	0	0	0	0	0	0	0
34. Aggregate write-ins for other lines of business.....	17,292	17,292	0	0	61,457	61,977	4,015	0	0	0	877	345
35. TOTALS (a).....	13,016,402	13,142,844	0	1,151,505	7,607,913	8,032,749	1,968,284	0	66	559	4,283,187	227,249

DETAILS OF WRITE-INS

3401. Credit Unemployment.....	17,292	17,292	0	0	2,103	2,623	4,015	0	0	0	877	345
3402. Contract Liability.....	0	0	0	0	59,354	59,354	0	0	0	0	0	0
3403.....	0	0	0	0	0	0	0	0	0	0	0	0
3498. Summary of remaining write-ins for Line 34 from overflow page.....	0	0	0	0	0	0	0	0	0	0	0	0
3499. TOTALS (Lines 3401 through 3403 plus 3498) (Line 34 above).....	17,292	17,292	0	0	61,457	61,977	4,015	0	0	0	877	345

(a) Finance and service charges not included in Lines 1 to 35 \$.....0.

(b) For health business on indicated lines report: Number of persons insured under PPO managed care products.....0 and number of persons insured under indemnity only products.....0.

EXHIBIT OF PREMIUMS AND LOSSES (Statutory Page 14)



NAIC Group Code....0468 NAIC Company Code....10952

BUSINESS IN THE STATE OF NEW MEXICO DURING THE YEAR

Line of Business	Gross Premiums, Including Policy and Membership Fees, Less Return Premiums and Premiums on Policies not Taken		3 Dividends Paid or Credited to Policyholders on Direct Business	4 Direct Unearned Premium Reserves	5 Direct Losses Paid (deducting salvage)	6 Direct Losses Incurred	7 Direct Losses Unpaid	8 Direct Defense and Cost Containment Expense Paid	9 Direct Defense and Cost Containment Expense Incurred	10 Direct Defense and Cost Containment Expense Unpaid	11 Commissions and Brokerage Expenses	12 Taxes, Licenses and Fees
	1 Direct Premiums Written	2 Direct Premiums Earned										
1. Fire.....	0	0	0	0	0	0	0	0	0	0	0	0
2.1 Allied lines.....	0	0	0	0	0	0	0	0	0	0	0	0
2.2 Multiple peril crop.....	0	0	0	0	0	0	0	0	0	0	0	0
2.3 Federal flood.....	0	0	0	0	0	0	0	0	0	0	0	0
2.4 Private crop.....	0	0	0	0	0	0	0	0	0	0	0	0
2.5 Private flood.....	0	0	0	0	0	0	0	0	0	0	0	0
3. Farmowners multiple peril.....	0	0	0	0	0	0	0	0	0	0	0	0
4. Homeowners multiple peril.....	0	0	0	0	0	0	0	0	0	0	0	0
5.1 Commercial multiple peril (non-liability portion).....	0	0	0	0	0	0	0	0	0	0	0	0
5.2 Commercial multiple peril (liability portion).....	0	0	0	0	0	0	0	0	0	0	0	0
6. Mortgage guaranty.....	0	0	0	0	0	0	0	0	0	0	0	0
8. Ocean marine.....	0	0	0	0	0	0	0	0	0	0	0	0
9. Inland marine.....	1,528,095	1,539,708	0	73,438	759,633	789,239	199,544	0	0	0	517,555	27,393
10. Financial guaranty.....	0	0	0	0	0	0	0	0	0	0	0	0
11. Medical professional liability.....	0	0	0	0	0	0	0	0	0	0	0	0
12. Earthquake.....	0	0	0	0	0	0	0	0	0	0	0	0
13. Group accident and health (b).....	858	860	0	6	0	0	0	0	0	0	255	18
14. Credit A&H (group and individual).....	133	133	0	0	0	0	0	0	0	0	9	3
15.1 Collectively renewable A&H (b).....	0	0	0	0	0	0	0	0	0	0	0	0
15.2 Non-cancelable A&H (b).....	19	17	0	2	0	0	0	0	0	0	1	0
15.3 Guaranteed renewable A&H (b).....	0	0	0	0	0	0	0	0	0	0	0	0
15.4 Non-renewable for stated reasons only (b).....	0	0	0	0	0	0	0	0	0	0	0	0
15.5 Other accident only.....	0	0	0	0	0	0	0	0	0	0	0	0
15.6 Medicare Title XVIII exempt from state taxes or fees.....	0	0	0	0	0	0	0	0	0	0	0	0
15.7 All other A&H (b).....	0	0	0	0	0	0	0	0	0	0	0	0
15.8 Federal employees health benefits plan premium.....	0	0	0	0	0	0	0	0	0	0	0	0
16. Workers' compensation.....	0	0	0	0	0	0	0	0	0	0	0	0
17.1 Other liability-occurrence.....	0	0	0	0	0	0	0	0	0	0	0	0
17.2 Other liability-claims-made.....	0	0	0	0	0	0	0	0	0	0	0	0
17.3 Excess workers' compensation.....	0	0	0	0	0	0	0	0	0	0	0	0
18. Products liability.....	0	0	0	0	0	0	0	0	0	0	0	0
19.1 Private passenger auto no-fault (personal injury protection).....	0	0	0	0	0	0	0	0	0	0	0	0
19.2 Other private passenger auto liability.....	0	0	0	0	0	0	0	0	0	0	0	0
19.3 Commercial auto no-fault (personal injury protection).....	0	0	0	0	0	0	0	0	0	0	0	0
19.4 Other commercial auto liability.....	0	0	0	0	0	0	0	0	0	0	0	0
21.1 Private passenger auto physical damage.....	0	0	0	0	0	0	0	0	0	0	0	0
21.2 Commercial auto physical damage.....	0	0	0	0	0	0	0	0	0	0	0	0
22. Aircraft (all perils).....	0	0	0	0	0	0	0	0	0	0	0	0
23. Fidelity.....	0	0	0	0	0	0	0	0	0	0	0	0
24. Surety.....	0	0	0	0	0	0	0	0	0	0	0	0
26. Burglary and theft.....	0	0	0	0	0	0	0	0	0	0	0	0
27. Boiler and machinery.....	0	0	0	0	0	0	0	0	0	0	0	0
28. Credit.....	72,446	8,993	0	63,874	2,559	(61,453)	498	0	1	5	0	49
30. Warranty.....	0	0	0	0	0	0	0	0	0	0	0	0
34. Aggregate write-ins for other lines of business.....	21,397	21,397	0	0	25,757	26,189	432	0	0	0	1,085	427
35. TOTALS (a).....	1,622,948	1,571,108	0	137,320	787,949	753,975	200,474	0	1	5	518,905	27,890

DETAILS OF WRITE-INS

3401. Credit Unemployment.....	21,397	21,397	0	0	1,651	2,083	432	0	0	0	1,085	427
3402. Contract Liability.....	0	0	0	0	24,106	24,106	0	0	0	0	0	0
3403.....	0	0	0	0	0	0	0	0	0	0	0	0
3498. Summary of remaining write-ins for Line 34 from overflow page.....	0	0	0	0	0	0	0	0	0	0	0	0
3499. TOTALS (Lines 3401 through 3403 plus 3498) (Line 34 above).....	21,397	21,397	0	0	25,757	26,189	432	0	0	0	1,085	427

(a) Finance and service charges not included in Lines 1 to 35 \$.....0.

(b) For health business on indicated lines report: Number of persons insured under PPO managed care products.....0 and number of persons insured under indemnity only products.....0.

EXHIBIT OF PREMIUMS AND LOSSES (Statutory Page 14)



NAIC Group Code....0468 NAIC Company Code....10952

BUSINESS IN THE STATE OF NEVADA DURING THE YEAR

Line of Business	Gross Premiums, Including Policy and Membership Fees, Less Return Premiums and Premiums on Policies not Taken		3 Dividends Paid or Credited to Policyholders on Direct Business	4 Direct Unearned Premium Reserves	5 Direct Losses Paid (deducting salvage)	6 Direct Losses Incurred	7 Direct Losses Unpaid	8 Direct Defense and Cost Containment Expense Paid	9 Direct Defense and Cost Containment Expense Incurred	10 Direct Defense and Cost Containment Expense Unpaid	11 Commissions and Brokerage Expenses	12 Taxes, Licenses and Fees
	1 Direct Premiums Written	2 Direct Premiums Earned										
1. Fire.....	0	0	0	0	0	0	0	0	0	0	0	0
2.1 Allied lines.....	0	0	0	0	0	0	0	0	0	0	0	0
2.2 Multiple peril crop.....	0	0	0	0	0	0	0	0	0	0	0	0
2.3 Federal flood.....	0	0	0	0	0	0	0	0	0	0	0	0
2.4 Private crop.....	0	0	0	0	0	0	0	0	0	0	0	0
2.5 Private flood.....	0	0	0	0	0	0	0	0	0	0	0	0
3. Farmowners multiple peril.....	0	0	0	0	0	0	0	0	0	0	0	0
4. Homeowners multiple peril.....	0	0	0	0	0	0	0	0	0	0	0	0
5.1 Commercial multiple peril (non-liability portion).....	0	0	0	0	0	0	0	0	0	0	0	0
5.2 Commercial multiple peril (liability portion).....	0	0	0	0	0	0	0	0	0	0	0	0
6. Mortgage guaranty.....	0	0	0	0	0	0	0	0	0	0	0	0
8. Ocean marine.....	0	0	0	0	0	0	0	0	0	0	0	0
9. Inland marine.....	2,376,472	2,381,140	0	114,210	1,412,821	1,516,239	371,127	0	0	0	804,894	42,601
10. Financial guaranty.....	0	0	0	0	0	0	0	0	0	0	0	0
11. Medical professional liability.....	0	0	0	0	0	0	0	0	0	0	0	0
12. Earthquake.....	0	0	0	0	0	0	0	0	0	0	0	0
13. Group accident and health (b).....	787	789	0	6	0	0	0	0	0	0	233	16
14. Credit A&H (group and individual).....	0	0	0	0	0	0	0	0	0	0	0	0
15.1 Collectively renewable A&H (b).....	0	0	0	0	0	0	0	0	0	0	0	0
15.2 Non-cancelable A&H (b).....	0	0	0	0	0	0	0	0	0	0	0	0
15.3 Guaranteed renewable A&H (b).....	0	0	0	0	0	0	0	0	0	0	0	0
15.4 Non-renewable for stated reasons only (b).....	0	0	0	0	0	0	0	0	0	0	0	0
15.5 Other accident only.....	0	0	0	0	0	0	0	0	0	0	0	0
15.6 Medicare Title XVIII exempt from state taxes or fees.....	0	0	0	0	0	0	0	0	0	0	0	0
15.7 All other A&H (b).....	0	0	0	0	0	0	0	0	0	0	0	0
15.8 Federal employees health benefits plan premium.....	0	0	0	0	0	0	0	0	0	0	0	0
16. Workers' compensation.....	0	0	0	0	0	0	0	0	0	0	0	0
17.1 Other liability-occurrence.....	0	0	0	0	0	0	0	0	0	0	0	0
17.2 Other liability-claims-made.....	0	0	0	0	0	0	0	0	0	0	0	0
17.3 Excess workers' compensation.....	0	0	0	0	0	0	0	0	0	0	0	0
18. Products liability.....	0	0	0	0	0	0	0	0	0	0	0	0
19.1 Private passenger auto no-fault (personal injury protection).....	0	0	0	0	0	0	0	0	0	0	0	0
19.2 Other private passenger auto liability.....	0	0	0	0	0	0	0	0	0	0	0	0
19.3 Commercial auto no-fault (personal injury protection).....	0	0	0	0	0	0	0	0	0	0	0	0
19.4 Other commercial auto liability.....	0	0	0	0	0	0	0	0	0	0	0	0
21.1 Private passenger auto physical damage.....	0	0	0	0	0	0	0	0	0	0	0	0
21.2 Commercial auto physical damage.....	0	0	0	0	0	0	0	0	0	0	0	0
22. Aircraft (all perils).....	0	0	0	0	0	0	0	0	0	0	0	0
23. Fidelity.....	0	0	0	0	0	0	0	0	0	0	0	0
24. Surety.....	0	0	0	0	0	0	0	0	0	0	0	0
26. Burglary and theft.....	0	0	0	0	0	0	0	0	0	0	0	0
27. Boiler and machinery.....	0	0	0	0	0	0	0	0	0	0	0	0
28. Credit.....	52,942	40,810	0	73,609	31,023	(148,231)	6,031	0	8	66	0	36
30. Warranty.....	0	0	0	0	0	0	0	0	0	0	0	0
34. Aggregate write-ins for other lines of business.....	118,126	208,775	0	49,953	100,316	27,867	39,833	0	0	0	35,935	148
35. TOTALS (a).....	2,548,327	2,631,514	0	237,778	1,544,160	1,395,875	416,991	0	8	66	841,062	42,801

DETAILS OF WRITE-INS

3401. Credit Unemployment.....	7,432	7,432	0	0	744	648	1,766	0	0	0	377	148
3402. Contract Liability.....	110,694	201,343	0	49,953	99,572	27,219	38,067	0	0	0	35,558	0
3403.....	0	0	0	0	0	0	0	0	0	0	0	0
3498. Summary of remaining write-ins for Line 34 from overflow page.....	0	0	0	0	0	0	0	0	0	0	0	0
3499. TOTALS (Lines 3401 through 3403 plus 3498) (Line 34 above).....	118,126	208,775	0	49,953	100,316	27,867	39,833	0	0	0	35,935	148

(a) Finance and service charges not included in Lines 1 to 35 \$.....0.

(b) For health business on indicated lines report: Number of persons insured under PPO managed care products.....0 and number of persons insured under indemnity only products.....0.

EXHIBIT OF PREMIUMS AND LOSSES (Statutory Page 14)



NAIC Group Code....0468 NAIC Company Code....10952

BUSINESS IN THE STATE OF NEW YORK DURING THE YEAR

Line of Business	Gross Premiums, Including Policy and Membership Fees, Less Return Premiums and Premiums on Policies not Taken		3 Dividends Paid or Credited to Policyholders on Direct Business	4 Direct Unearned Premium Reserves	5 Direct Losses Paid (deducting salvage)	6 Direct Losses Incurred	7 Direct Losses Unpaid	8 Direct Defense and Cost Containment Expense Paid	9 Direct Defense and Cost Containment Expense Incurred	10 Direct Defense and Cost Containment Expense Unpaid	11 Commissions and Brokerage Expenses	12 Taxes, Licenses and Fees
	1 Direct Premiums Written	2 Direct Premiums Earned										
1. Fire.....	0	0	0	0	0	0	0	0	0	0	0	0
2.1 Allied lines.....	0	0	0	0	0	0	0	0	0	0	0	0
2.2 Multiple peril crop.....	0	0	0	0	0	0	0	0	0	0	0	0
2.3 Federal flood.....	0	0	0	0	0	0	0	0	0	0	0	0
2.4 Private crop.....	0	0	0	0	0	0	0	0	0	0	0	0
2.5 Private flood.....	0	0	0	0	0	0	0	0	0	0	0	0
3. Farmowners multiple peril.....	0	0	0	0	0	0	0	0	0	0	0	0
4. Homeowners multiple peril.....	0	0	0	0	0	0	0	0	0	0	0	0
5.1 Commercial multiple peril (non-liability portion).....	0	0	0	0	0	0	0	0	0	0	0	0
5.2 Commercial multiple peril (liability portion).....	0	0	0	0	0	0	0	0	0	0	0	0
6. Mortgage guaranty.....	0	0	0	0	0	0	0	0	0	0	0	0
8. Ocean marine.....	0	0	0	0	0	0	0	0	0	0	0	0
9. Inland marine.....	37,405,464	37,721,539	0	1,797,652	19,679,090	20,612,896	5,169,403	0	0	0	12,668,960	670,531
10. Financial guaranty.....	0	0	0	0	0	0	0	0	0	0	0	0
11. Medical professional liability.....	0	0	0	0	0	0	0	0	0	0	0	0
12. Earthquake.....	0	0	0	0	0	0	0	0	0	0	0	0
13. Group accident and health (b).....	159	158	0	1	0	0	0	0	0	0	47	3
14. Credit A&H (group and individual).....	0	0	0	0	0	0	0	0	0	0	0	0
15.1 Collectively renewable A&H (b).....	0	0	0	0	0	0	0	0	0	0	0	0
15.2 Non-cancelable A&H (b).....	0	0	0	0	0	0	0	0	0	0	0	0
15.3 Guaranteed renewable A&H (b).....	0	0	0	0	0	0	0	0	0	0	0	0
15.4 Non-renewable for stated reasons only (b).....	0	0	0	0	0	0	0	0	0	0	0	0
15.5 Other accident only.....	0	0	0	0	0	0	0	0	0	0	0	0
15.6 Medicare Title XVIII exempt from state taxes or fees.....	0	0	0	0	0	0	0	0	0	0	0	0
15.7 All other A&H (b).....	0	0	0	0	0	0	0	0	0	0	0	0
15.8 Federal employees health benefits plan premium.....	0	0	0	0	0	0	0	0	0	0	0	0
16. Workers' compensation.....	0	0	0	0	0	0	0	0	0	0	0	0
17.1 Other liability-occurrence.....	0	0	0	0	0	0	0	0	0	0	0	0
17.2 Other liability-claims-made.....	0	0	0	0	0	0	0	0	0	0	0	0
17.3 Excess workers' compensation.....	0	0	0	0	0	0	0	0	0	0	0	0
18. Products liability.....	0	0	0	0	0	0	0	0	0	0	0	0
19.1 Private passenger auto no-fault (personal injury protection).....	0	0	0	0	0	0	0	0	0	0	0	0
19.2 Other private passenger auto liability.....	0	0	0	0	0	0	0	0	0	0	0	0
19.3 Commercial auto no-fault (personal injury protection).....	0	0	0	0	0	0	0	0	0	0	0	0
19.4 Other commercial auto liability.....	0	0	0	0	0	0	0	0	0	0	0	0
21.1 Private passenger auto physical damage.....	0	0	0	0	0	0	0	0	0	0	0	0
21.2 Commercial auto physical damage.....	0	0	0	0	0	0	0	0	0	0	0	0
22. Aircraft (all perils).....	0	0	0	0	0	0	0	0	0	0	0	0
23. Fidelity.....	0	0	0	0	0	0	0	0	0	0	0	0
24. Surety.....	0	0	0	0	0	0	0	0	0	0	0	0
26. Burglary and theft.....	0	0	0	0	0	0	0	0	0	0	0	0
27. Boiler and machinery.....	0	0	0	0	0	0	0	0	0	0	0	0
28. Credit.....	657,891	794,086	0	1,133,628	876,535	1,045,750	170,416	0	218	1,851	0	448
30. Warranty.....	0	0	0	0	0	0	0	0	0	0	0	0
34. Aggregate write-ins for other lines of business.....	123,775	130,980	0	50,425	212,024	202,655	39,254	0	0	0	36,504	240
35. TOTALS (a).....	38,187,289	38,646,763	0	2,981,706	20,767,649	21,861,301	5,379,073	0	218	1,851	12,705,511	671,222

DETAILS OF WRITE-INS

3401. Credit Unemployment.....	12,036	12,036	0	0	1,202	(1,335)	827	0	0	0	610	240
3402. Contract Liability.....	111,739	118,944	0	50,425	210,822	203,990	38,427	0	0	0	35,894	0
3403.....	0	0	0	0	0	0	0	0	0	0	0	0
3498. Summary of remaining write-ins for Line 34 from overflow page.....	0	0	0	0	0	0	0	0	0	0	0	0
3499. TOTALS (Lines 3401 through 3403 plus 3498) (Line 34 above).....	123,775	130,980	0	50,425	212,024	202,655	39,254	0	0	0	36,504	240

(a) Finance and service charges not included in Lines 1 to 35 \$.....0.

(b) For health business on indicated lines report: Number of persons insured under PPO managed care products.....0 and number of persons insured under indemnity only products.....0.

EXHIBIT OF PREMIUMS AND LOSSES (Statutory Page 14)



NAIC Group Code....0468 NAIC Company Code....10952

BUSINESS IN THE STATE OF OHIO DURING THE YEAR

Line of Business	Gross Premiums, Including Policy and Membership Fees, Less Return Premiums and Premiums on Policies not Taken		3 Dividends Paid or Credited to Policyholders on Direct Business	4 Direct Unearned Premium Reserves	5 Direct Losses Paid (deducting salvage)	6 Direct Losses Incurred	7 Direct Losses Unpaid	8 Direct Defense and Cost Containment Expense Paid	9 Direct Defense and Cost Containment Expense Incurred	10 Direct Defense and Cost Containment Expense Unpaid	11 Commissions and Brokerage Expenses	12 Taxes, Licenses and Fees
	1 Direct Premiums Written	2 Direct Premiums Earned										
1. Fire.....	0	0	0	0	0	0	0	0	0	0	0	0
2.1 Allied lines.....	0	0	0	0	0	0	0	0	0	0	0	0
2.2 Multiple peril crop.....	0	0	0	0	0	0	0	0	0	0	0	0
2.3 Federal flood.....	0	0	0	0	0	0	0	0	0	0	0	0
2.4 Private crop.....	0	0	0	0	0	0	0	0	0	0	0	0
2.5 Private flood.....	0	0	0	0	0	0	0	0	0	0	0	0
3. Farmowners multiple peril.....	0	0	0	0	0	0	0	0	0	0	0	0
4. Homeowners multiple peril.....	0	0	0	0	0	0	0	0	0	0	0	0
5.1 Commercial multiple peril (non-liability portion).....	0	0	0	0	0	0	0	0	0	0	0	0
5.2 Commercial multiple peril (liability portion).....	0	0	0	0	0	0	0	0	0	0	0	0
6. Mortgage guaranty.....	0	0	0	0	0	0	0	0	0	0	0	0
8. Ocean marine.....	0	0	0	0	0	0	0	0	0	0	0	0
9. Inland marine.....	9,004,239	9,076,339	0	432,730	5,347,669	5,703,538	1,404,753	0	0	0	3,049,671	161,410
10. Financial guaranty.....	0	0	0	0	0	0	0	0	0	0	0	0
11. Medical professional liability.....	0	0	0	0	0	0	0	0	0	0	0	0
12. Earthquake.....	0	0	0	0	0	0	0	0	0	0	0	0
13. Group accident and health (b).....	657	671	0	5	0	0	0	0	0	0	195	14
14. Credit A&H (group and individual).....	24,151	24,151	0	0	9,891	11,332	9,853	0	0	0	1,583	482
15.1 Collectively renewable A&H (b).....	0	0	0	0	0	0	0	0	0	0	0	0
15.2 Non-cancelable A&H (b).....	0	0	0	0	0	1	7	0	0	0	0	0
15.3 Guaranteed renewable A&H (b).....	0	0	0	0	0	0	0	0	0	0	0	0
15.4 Non-renewable for stated reasons only (b).....	0	0	0	0	0	0	0	0	0	0	0	0
15.5 Other accident only.....	0	0	0	0	0	0	0	0	0	0	0	0
15.6 Medicare Title XVIII exempt from state taxes or fees.....	0	0	0	0	0	0	0	0	0	0	0	0
15.7 All other A&H (b).....	0	0	0	0	0	0	0	0	0	0	0	0
15.8 Federal employees health benefits plan premium.....	0	0	0	0	0	0	0	0	0	0	0	0
16. Workers' compensation.....	0	0	0	0	0	0	0	0	0	0	0	0
17.1 Other liability-occurrence.....	0	0	0	0	0	0	0	0	0	0	0	0
17.2 Other liability-claims-made.....	0	0	0	0	0	0	0	0	0	0	0	0
17.3 Excess workers' compensation.....	0	0	0	0	0	0	0	0	0	0	0	0
18. Products liability.....	0	0	0	0	0	0	0	0	0	0	0	0
19.1 Private passenger auto no-fault (personal injury protection).....	0	0	0	0	0	0	0	0	0	0	0	0
19.2 Other private passenger auto liability.....	0	0	0	0	0	0	0	0	0	0	0	0
19.3 Commercial auto no-fault (personal injury protection).....	0	0	0	0	0	0	0	0	0	0	0	0
19.4 Other commercial auto liability.....	0	0	0	0	0	0	0	0	0	0	0	0
21.1 Private passenger auto physical damage.....	0	0	0	0	0	0	0	0	0	0	0	0
21.2 Commercial auto physical damage.....	0	0	0	0	0	0	0	0	0	0	0	0
22. Aircraft (all perils).....	0	0	0	0	0	0	0	0	0	0	0	0
23. Fidelity.....	0	0	0	0	0	0	0	0	0	0	0	0
24. Surety.....	0	0	0	0	0	0	0	0	0	0	0	0
26. Burglary and theft.....	0	0	0	0	0	0	0	0	0	0	0	0
27. Boiler and machinery.....	0	0	0	0	0	0	0	0	0	0	0	0
28. Credit.....	457,236	805,846	0	943,642	1,022,676	1,113,169	198,829	0	254	2,160	0	311
30. Warranty.....	0	0	0	0	0	0	0	0	0	0	0	0
34. Aggregate write-ins for other lines of business.....	167,042	196,367	0	45,938	119,549	95,637	37,282	0	0	0	36,007	1,301
35. TOTALS (a).....	9,653,325	10,103,374	0	1,422,315	6,499,785	6,923,677	1,650,724	0	254	2,160	3,087,456	163,518

DETAILS OF WRITE-INS

3401. Credit Unemployment.....	65,245	65,245	0	0	1,353	1,540	2,274	0	0	0	3,307	1,301
3402. Contract Liability.....	101,797	131,122	0	45,938	118,196	94,097	35,008	0	0	0	32,700	0
3403.....	0	0	0	0	0	0	0	0	0	0	0	0
3498. Summary of remaining write-ins for Line 34 from overflow page.....	0	0	0	0	0	0	0	0	0	0	0	0
3499. TOTALS (Lines 3401 through 3403 plus 3498) (Line 34 above).....	167,042	196,367	0	45,938	119,549	95,637	37,282	0	0	0	36,007	1,301

(a) Finance and service charges not included in Lines 1 to 35 \$.....0.

(b) For health business on indicated lines report: Number of persons insured under PPO managed care products.....0 and number of persons insured under indemnity only products.....0.

EXHIBIT OF PREMIUMS AND LOSSES (Statutory Page 14)



NAIC Group Code....0468 NAIC Company Code....10952

BUSINESS IN THE STATE OF OKLAHOMA DURING THE YEAR

Line of Business	Gross Premiums, Including Policy and Membership Fees, Less Return Premiums and Premiums on Policies not Taken		3 Dividends Paid or Credited to Policyholders on Direct Business	4 Direct Unearned Premium Reserves	5 Direct Losses Paid (deducting salvage)	6 Direct Losses Incurred	7 Direct Losses Unpaid	8 Direct Defense and Cost Containment Expense Paid	9 Direct Defense and Cost Containment Expense Incurred	10 Direct Defense and Cost Containment Expense Unpaid	11 Commissions and Brokerage Expenses	12 Taxes, Licenses and Fees
	1 Direct Premiums Written	2 Direct Premiums Earned										
1. Fire.....	0	0	0	0	0	0	0	0	0	0	0	0
2.1 Allied lines.....	0	0	0	0	0	0	0	0	0	0	0	0
2.2 Multiple peril crop.....	0	0	0	0	0	0	0	0	0	0	0	0
2.3 Federal flood.....	0	0	0	0	0	0	0	0	0	0	0	0
2.4 Private crop.....	0	0	0	0	0	0	0	0	0	0	0	0
2.5 Private flood.....	0	0	0	0	0	0	0	0	0	0	0	0
3. Farmowners multiple peril.....	0	0	0	0	0	0	0	0	0	0	0	0
4. Homeowners multiple peril.....	0	0	0	0	0	0	0	0	0	0	0	0
5.1 Commercial multiple peril (non-liability portion).....	0	0	0	0	0	0	0	0	0	0	0	0
5.2 Commercial multiple peril (liability portion).....	0	0	0	0	0	0	0	0	0	0	0	0
6. Mortgage guaranty.....	0	0	0	0	0	0	0	0	0	0	0	0
8. Ocean marine.....	0	0	0	0	0	0	0	0	0	0	0	0
9. Inland marine.....	2,154,237	2,172,033	0	103,529	1,148,765	1,190,259	301,763	0	0	0	729,625	38,617
10. Financial guaranty.....	0	0	0	0	0	0	0	0	0	0	0	0
11. Medical professional liability.....	0	0	0	0	0	0	0	0	0	0	0	0
12. Earthquake.....	0	0	0	0	0	0	0	0	0	0	0	0
13. Group accident and health (b).....	0	0	0	0	0	0	0	0	0	0	0	0
14. Credit A&H (group and individual).....	7,585	7,585	0	0	8	17	8	0	0	0	497	151
15.1 Collectively renewable A&H (b).....	0	0	0	0	0	0	0	0	0	0	0	0
15.2 Non-cancelable A&H (b).....	0	0	0	0	0	0	0	0	0	0	0	0
15.3 Guaranteed renewable A&H (b).....	0	0	0	0	0	0	0	0	0	0	0	0
15.4 Non-renewable for stated reasons only (b).....	0	0	0	0	0	0	0	0	0	0	0	0
15.5 Other accident only.....	0	0	0	0	0	0	0	0	0	0	0	0
15.6 Medicare Title XVIII exempt from state taxes or fees.....	0	0	0	0	0	0	0	0	0	0	0	0
15.7 All other A&H (b).....	0	0	0	0	0	0	0	0	0	0	0	0
15.8 Federal employees health benefits plan premium.....	0	0	0	0	0	0	0	0	0	0	0	0
16. Workers' compensation.....	0	0	0	0	0	0	0	0	0	0	0	0
17.1 Other liability-occurrence.....	0	0	0	0	0	0	0	0	0	0	0	0
17.2 Other liability-claims-made.....	0	0	0	0	0	0	0	0	0	0	0	0
17.3 Excess workers' compensation.....	0	0	0	0	0	0	0	0	0	0	0	0
18. Products liability.....	0	0	0	0	0	0	0	0	0	0	0	0
19.1 Private passenger auto no-fault (personal injury protection).....	0	0	0	0	0	0	0	0	0	0	0	0
19.2 Other private passenger auto liability.....	0	0	0	0	0	0	0	0	0	0	0	0
19.3 Commercial auto no-fault (personal injury protection).....	0	0	0	0	0	0	0	0	0	0	0	0
19.4 Other commercial auto liability.....	0	0	0	0	0	0	0	0	0	0	0	0
21.1 Private passenger auto physical damage.....	0	0	0	0	0	0	0	0	0	0	0	0
21.2 Commercial auto physical damage.....	0	0	0	0	0	0	0	0	0	0	0	0
22. Aircraft (all perils).....	0	0	0	0	0	0	0	0	0	0	0	0
23. Fidelity.....	0	0	0	0	0	0	0	0	0	0	0	0
24. Surety.....	0	0	0	0	0	0	0	0	0	0	0	0
26. Burglary and theft.....	0	0	0	0	0	0	0	0	0	0	0	0
27. Boiler and machinery.....	0	0	0	0	0	0	0	0	0	0	0	0
28. Credit.....	786,175	987,254	0	1,602,751	1,303,479	1,493,358	253,423	0	324	2,753	0	535
30. Warranty.....	0	0	0	0	0	0	0	0	0	0	0	0
34. Aggregate write-ins for other lines of business.....	26,541	26,541	0	0	14,428	15,358	2,373	0	0	0	1,345	529
35. TOTALS (a).....	2,974,538	3,193,413	0	1,706,280	2,466,680	2,698,992	557,567	0	324	2,753	731,467	39,832

DETAILS OF WRITE-INS

3401. Credit Unemployment.....	26,541	26,541	0	0	1,427	2,357	2,373	0	0	0	1,345	529
3402. Contract Liability.....	0	0	0	0	13,001	13,001	0	0	0	0	0	0
3403.....	0	0	0	0	0	0	0	0	0	0	0	0
3498. Summary of remaining write-ins for Line 34 from overflow page.....	0	0	0	0	0	0	0	0	0	0	0	0
3499. TOTALS (Lines 3401 through 3403 plus 3498) (Line 34 above).....	26,541	26,541	0	0	14,428	15,358	2,373	0	0	0	1,345	529

(a) Finance and service charges not included in Lines 1 to 35 \$.....0.

(b) For health business on indicated lines report: Number of persons insured under PPO managed care products.....0 and number of persons insured under indemnity only products.....0.

EXHIBIT OF PREMIUMS AND LOSSES (Statutory Page 14)



NAIC Group Code....0468 NAIC Company Code....10952

BUSINESS IN THE STATE OF OREGON DURING THE YEAR

Line of Business	Gross Premiums, Including Policy and Membership Fees, Less Return Premiums and Premiums on Policies not Taken		3 Dividends Paid or Credited to Policyholders on Direct Business	4 Direct Unearned Premium Reserves	5 Direct Losses Paid (deducting salvage)	6 Direct Losses Incurred	7 Direct Losses Unpaid	8 Direct Defense and Cost Containment Expense Paid	9 Direct Defense and Cost Containment Expense Incurred	10 Direct Defense and Cost Containment Expense Unpaid	11 Commissions and Brokerage Expenses	12 Taxes, Licenses and Fees
	1 Direct Premiums Written	2 Direct Premiums Earned										
1. Fire.....	0	0	0	0	0	0	0	0	0	0	0	0
2.1 Allied lines.....	0	0	0	0	0	0	0	0	0	0	0	0
2.2 Multiple peril crop.....	0	0	0	0	0	0	0	0	0	0	0	0
2.3 Federal flood.....	0	0	0	0	0	0	0	0	0	0	0	0
2.4 Private crop.....	0	0	0	0	0	0	0	0	0	0	0	0
2.5 Private flood.....	0	0	0	0	0	0	0	0	0	0	0	0
3. Farmowners multiple peril.....	0	0	0	0	0	0	0	0	0	0	0	0
4. Homeowners multiple peril.....	0	0	0	0	0	0	0	0	0	0	0	0
5.1 Commercial multiple peril (non-liability portion).....	0	0	0	0	0	0	0	0	0	0	0	0
5.2 Commercial multiple peril (liability portion).....	0	0	0	0	0	0	0	0	0	0	0	0
6. Mortgage guaranty.....	0	0	0	0	0	0	0	0	0	0	0	0
8. Ocean marine.....	0	0	0	0	0	0	0	0	0	0	0	0
9. Inland marine.....	3,988,809	4,007,913	0	191,696	2,023,113	2,117,160	531,442	0	0	0	1,350,981	71,503
10. Financial guaranty.....	0	0	0	0	0	0	0	0	0	0	0	0
11. Medical professional liability.....	0	0	0	0	0	0	0	0	0	0	0	0
12. Earthquake.....	0	0	0	0	0	0	0	0	0	0	0	0
13. Group accident and health (b).....	0	0	0	0	0	0	0	0	0	0	0	0
14. Credit A&H (group and individual).....	0	0	0	0	0	0	0	0	0	0	0	0
15.1 Collectively renewable A&H (b).....	0	0	0	0	0	0	0	0	0	0	0	0
15.2 Non-cancelable A&H (b).....	0	0	0	0	0	0	0	0	0	0	0	0
15.3 Guaranteed renewable A&H (b).....	0	0	0	0	0	0	0	0	0	0	0	0
15.4 Non-renewable for stated reasons only (b).....	0	0	0	0	0	0	0	0	0	0	0	0
15.5 Other accident only.....	0	0	0	0	0	0	0	0	0	0	0	0
15.6 Medicare Title XVIII exempt from state taxes or fees.....	0	0	0	0	0	0	0	0	0	0	0	0
15.7 All other A&H (b).....	0	0	0	0	0	0	0	0	0	0	0	0
15.8 Federal employees health benefits plan premium.....	0	0	0	0	0	0	0	0	0	0	0	0
16. Workers' compensation.....	0	0	0	0	0	0	0	0	0	0	0	0
17.1 Other liability-occurrence.....	0	0	0	0	0	0	0	0	0	0	0	0
17.2 Other liability-claims-made.....	0	0	0	0	0	0	0	0	0	0	0	0
17.3 Excess workers' compensation.....	0	0	0	0	0	0	0	0	0	0	0	0
18. Products liability.....	0	0	0	0	0	0	0	0	0	0	0	0
19.1 Private passenger auto no-fault (personal injury protection).....	0	0	0	0	0	0	0	0	0	0	0	0
19.2 Other private passenger auto liability.....	0	0	0	0	0	0	0	0	0	0	0	0
19.3 Commercial auto no-fault (personal injury protection).....	0	0	0	0	0	0	0	0	0	0	0	0
19.4 Other commercial auto liability.....	0	0	0	0	0	0	0	0	0	0	0	0
21.1 Private passenger auto physical damage.....	0	0	0	0	0	0	0	0	0	0	0	0
21.2 Commercial auto physical damage.....	0	0	0	0	0	0	0	0	0	0	0	0
22. Aircraft (all perils).....	0	0	0	0	0	0	0	0	0	0	0	0
23. Fidelity.....	0	0	0	0	0	0	0	0	0	0	0	0
24. Surety.....	0	0	0	0	0	0	0	0	0	0	0	0
26. Burglary and theft.....	0	0	0	0	0	0	0	0	0	0	0	0
27. Boiler and machinery.....	0	0	0	0	0	0	0	0	0	0	0	0
28. Credit.....	2,063,583	1,364,941	0	1,476,196	325,159	386,975	63,217	0	81	687	0	1,405
30. Warranty.....	0	0	0	0	0	0	0	0	0	0	0	0
34. Aggregate write-ins for other lines of business.....	265,768	315,177	0	116,948	196,595	155,014	89,121	0	0	0	83,583	132
35. TOTALS (a).....	6,318,160	5,688,031	0	1,784,840	2,544,867	2,659,149	683,780	0	81	687	1,434,564	73,040

DETAILS OF WRITE-INS

3401. Credit Unemployment.....	6,616	6,616	0	0	0	(55)	0	0	0	0	335	132
3402. Contract Liability.....	259,152	308,561	0	116,948	196,595	155,069	89,121	0	0	0	83,248	0
3403.....	0	0	0	0	0	0	0	0	0	0	0	0
3498. Summary of remaining write-ins for Line 34 from overflow page.....	0	0	0	0	0	0	0	0	0	0	0	0
3499. TOTALS (Lines 3401 through 3403 plus 3498) (Line 34 above).....	265,768	315,177	0	116,948	196,595	155,014	89,121	0	0	0	83,583	132

(a) Finance and service charges not included in Lines 1 to 35 \$.....0.

(b) For health business on indicated lines report: Number of persons insured under PPO managed care products.....0 and number of persons insured under indemnity only products.....0.

EXHIBIT OF PREMIUMS AND LOSSES (Statutory Page 14)



NAIC Group Code....0468 NAIC Company Code....10952

BUSINESS IN OTHER ALIEN GRAND TOTAL DURING THE YEAR

Line of Business	Gross Premiums, Including Policy and Membership Fees, Less Return Premiums and Premiums on Policies not Taken		3 Dividends Paid or Credited to Policyholders on Direct Business	4 Direct Unearned Premium Reserves	5 Direct Losses Paid (deducting salvage)	6 Direct Losses Incurred	7 Direct Losses Unpaid	8 Direct Defense and Cost Containment Expense Paid	9 Direct Defense and Cost Containment Expense Incurred	10 Direct Defense and Cost Containment Expense Unpaid	11 Commissions and Brokerage Expenses	12 Taxes, Licenses and Fees
	1 Direct Premiums Written	2 Direct Premiums Earned										
1. Fire.....	0	0	0	0	0	0	0	0	0	0	0	0
2.1 Allied lines.....	0	0	0	0	0	0	0	0	0	0	0	0
2.2 Multiple peril crop.....	0	0	0	0	0	0	0	0	0	0	0	0
2.3 Federal flood.....	0	0	0	0	0	0	0	0	0	0	0	0
2.4 Private crop.....	0	0	0	0	0	0	0	0	0	0	0	0
2.5 Private flood.....	0	0	0	0	0	0	0	0	0	0	0	0
3. Farmowners multiple peril.....	0	0	0	0	0	0	0	0	0	0	0	0
4. Homeowners multiple peril.....	0	0	0	0	0	0	0	0	0	0	0	0
5.1 Commercial multiple peril (non-liability portion).....	0	0	0	0	0	0	0	0	0	0	0	0
5.2 Commercial multiple peril (liability portion).....	0	0	0	0	0	0	0	0	0	0	0	0
6. Mortgage guaranty.....	0	0	0	0	0	0	0	0	0	0	0	0
8. Ocean marine.....	0	0	0	0	0	0	0	0	0	0	0	0
9. Inland marine.....	3,014,822	3,012,657	0	144,888	3,024,478	3,149,775	794,485	0	0	0	1,021,099	54,039
10. Financial guaranty.....	0	0	0	0	0	0	0	0	0	0	0	0
11. Medical professional liability.....	0	0	0	0	0	0	0	0	0	0	0	0
12. Earthquake.....	0	0	0	0	0	0	0	0	0	0	0	0
13. Group accident and health (b).....	0	0	0	0	0	0	0	0	0	0	0	0
14. Credit A&H (group and individual).....	0	0	0	0	0	0	0	0	0	0	0	0
15.1 Collectively renewable A&H (b).....	0	0	0	0	0	0	0	0	0	0	0	0
15.2 Non-cancelable A&H (b).....	0	0	0	0	0	0	0	0	0	0	0	0
15.3 Guaranteed renewable A&H (b).....	0	0	0	0	0	0	0	0	0	0	0	0
15.4 Non-renewable for stated reasons only (b).....	0	0	0	0	0	0	0	0	0	0	0	0
15.5 Other accident only.....	0	0	0	0	0	0	0	0	0	0	0	0
15.6 Medicare Title XVIII exempt from state taxes or fees.....	0	0	0	0	0	0	0	0	0	0	0	0
15.7 All other A&H (b).....	0	0	0	0	0	0	0	0	0	0	0	0
15.8 Federal employees health benefits plan premium.....	0	0	0	0	0	0	0	0	0	0	0	0
16. Workers' compensation.....	0	0	0	0	0	0	0	0	0	0	0	0
17.1 Other liability-occurrence.....	0	0	0	0	0	0	0	0	0	0	0	0
17.2 Other liability-claims-made.....	0	0	0	0	0	0	0	0	0	0	0	0
17.3 Excess workers' compensation.....	0	0	0	0	0	0	0	0	0	0	0	0
18. Products liability.....	0	0	0	0	0	0	0	0	0	0	0	0
19.1 Private passenger auto no-fault (personal injury protection).....	0	0	0	0	0	0	0	0	0	0	0	0
19.2 Other private passenger auto liability.....	0	0	0	0	0	0	0	0	0	0	0	0
19.3 Commercial auto no-fault (personal injury protection).....	0	0	0	0	0	0	0	0	0	0	0	0
19.4 Other commercial auto liability.....	0	0	0	0	0	0	0	0	0	0	0	0
21.1 Private passenger auto physical damage.....	0	0	0	0	0	0	0	0	0	0	0	0
21.2 Commercial auto physical damage.....	0	0	0	0	0	0	0	0	0	0	0	0
22. Aircraft (all perils).....	0	0	0	0	0	0	0	0	0	0	0	0
23. Fidelity.....	0	0	0	0	0	0	0	0	0	0	0	0
24. Surety.....	0	0	0	0	0	0	0	0	0	0	0	0
26. Burglary and theft.....	0	0	0	0	0	0	0	0	0	0	0	0
27. Boiler and machinery.....	0	0	0	0	0	0	0	0	0	0	0	0
28. Credit.....	0	0	0	0	0	0	0	0	0	0	0	0
30. Warranty.....	0	0	0	0	0	0	0	0	0	0	0	0
34. Aggregate write-ins for other lines of business.....	0	0	0	0	68,501	68,501	0	0	0	0	0	0
35. TOTALS (a).....	3,014,822	3,012,657	0	144,888	3,092,979	3,218,276	794,485	0	0	0	1,021,099	54,039

DETAILS OF WRITE-INS

3401.	0	0	0	0	0	0	0	0	0	0	0	0
3402.	0	0	0	0	68,501	68,501	0	0	0	0	0	0
3403.	0	0	0	0	0	0	0	0	0	0	0	0
3498. Summary of remaining write-ins for Line 34 from overflow page.....	0	0	0	0	0	0	0	0	0	0	0	0
3499. TOTALS (Lines 3401 through 3403 plus 3498) (Line 34 above).....	0	0	0	0	68,501	68,501	0	0	0	0	0	0

(a) Finance and service charges not included in Lines 1 to 35 \$.....0.

(b) For health business on indicated lines report: Number of persons insured under PPO managed care products.....0 and number of persons insured under indemnity only products.....0.

EXHIBIT OF PREMIUMS AND LOSSES (Statutory Page 14)



NAIC Group Code.....0468 NAIC Company Code....10952

BUSINESS IN THE STATE OF PENNSYLVANIA DURING THE YEAR

Line of Business	Gross Premiums, Including Policy and Membership Fees, Less Return Premiums and Premiums on Policies not Taken		3 Dividends Paid or Credited to Policyholders on Direct Business	4 Direct Unearned Premium Reserves	5 Direct Losses Paid (deducting salvage)	6 Direct Losses Incurred	7 Direct Losses Unpaid	8 Direct Defense and Cost Containment Expense Paid	9 Direct Defense and Cost Containment Expense Incurred	10 Direct Defense and Cost Containment Expense Unpaid	11 Commissions and Brokerage Expenses	12 Taxes, Licenses and Fees
	1 Direct Premiums Written	2 Direct Premiums Earned										
1. Fire.....	0	0	0	0	0	0	0	0	0	0	0	0
2.1 Allied lines.....	0	0	0	0	0	0	0	0	0	0	0	0
2.2 Multiple peril crop.....	0	0	0	0	0	0	0	0	0	0	0	0
2.3 Federal flood.....	0	0	0	0	0	0	0	0	0	0	0	0
2.4 Private crop.....	0	0	0	0	0	0	0	0	0	0	0	0
2.5 Private flood.....	0	0	0	0	0	0	0	0	0	0	0	0
3. Farmowners multiple peril.....	0	0	0	0	0	0	0	0	0	0	0	0
4. Homeowners multiple peril.....	0	0	0	0	0	0	0	0	0	0	0	0
5.1 Commercial multiple peril (non-liability portion).....	0	0	0	0	0	0	0	0	0	0	0	0
5.2 Commercial multiple peril (liability portion).....	0	0	0	0	0	0	0	0	0	0	0	0
6. Mortgage guaranty.....	0	0	0	0	0	0	0	0	0	0	0	0
8. Ocean marine.....	0	0	0	0	0	0	0	0	0	0	0	0
9. Inland marine.....	11,305,515	11,364,411	0	543,326	6,178,494	6,573,185	1,622,998	0	0	0	3,829,096	202,663
10. Financial guaranty.....	0	0	0	0	0	0	0	0	0	0	0	0
11. Medical professional liability.....	0	0	0	0	0	0	0	0	0	0	0	0
12. Earthquake.....	0	0	0	0	0	0	0	0	0	0	0	0
13. Group accident and health (b).....	8,475	8,491	0	61	1,500	1,735	235	0	7	7	2,515	174
14. Credit A&H (group and individual).....	0	0	0	0	0	0	0	0	0	0	0	0
15.1 Collectively renewable A&H (b).....	0	0	0	0	0	0	0	0	0	0	0	0
15.2 Non-cancelable A&H (b).....	0	0	0	0	0	0	0	0	0	0	0	0
15.3 Guaranteed renewable A&H (b).....	0	0	0	0	0	0	0	0	0	0	0	0
15.4 Non-renewable for stated reasons only (b).....	0	0	0	0	0	0	0	0	0	0	0	0
15.5 Other accident only.....	0	0	0	0	0	0	0	0	0	0	0	0
15.6 Medicare Title XVIII exempt from state taxes or fees.....	0	0	0	0	0	0	0	0	0	0	0	0
15.7 All other A&H (b).....	0	0	0	0	0	0	0	0	0	0	0	0
15.8 Federal employees health benefits plan premium.....	0	0	0	0	0	0	0	0	0	0	0	0
16. Workers' compensation.....	0	0	0	0	0	0	0	0	0	0	0	0
17.1 Other liability-occurrence.....	0	0	0	0	0	0	0	0	0	0	0	0
17.2 Other liability-claims-made.....	0	0	0	0	0	0	0	0	0	0	0	0
17.3 Excess workers' compensation.....	0	0	0	0	0	0	0	0	0	0	0	0
18. Products liability.....	0	0	0	0	0	0	0	0	0	0	0	0
19.1 Private passenger auto no-fault (personal injury protection).....	0	0	0	0	0	0	0	0	0	0	0	0
19.2 Other private passenger auto liability.....	0	0	0	0	0	0	0	0	0	0	0	0
19.3 Commercial auto no-fault (personal injury protection).....	0	0	0	0	0	0	0	0	0	0	0	0
19.4 Other commercial auto liability.....	0	0	0	0	0	0	0	0	0	0	0	0
21.1 Private passenger auto physical damage.....	0	0	0	0	0	0	0	0	0	0	0	0
21.2 Commercial auto physical damage.....	0	0	0	0	0	0	0	0	0	0	0	0
22. Aircraft (all perils).....	0	0	0	0	0	0	0	0	0	0	0	0
23. Fidelity.....	0	0	0	0	0	0	0	0	0	0	0	0
24. Surety.....	0	0	0	0	0	0	0	0	0	0	0	0
26. Burglary and theft.....	0	0	0	0	0	0	0	0	0	0	0	0
27. Boiler and machinery.....	0	0	0	0	0	0	0	0	0	0	0	0
28. Credit.....	698,182	693,208	0	1,160,541	577,137	549,226	112,207	0	144	1,219	0	475
30. Warranty.....	0	0	0	0	0	0	0	0	0	0	0	0
34. Aggregate write-ins for other lines of business.....	130,452	163,348	0	58,038	189,773	162,587	44,228	0	0	0	41,337	9
35. TOTALS (a).....	12,142,624	12,229,458	0	1,761,966	6,946,904	7,286,733	1,779,668	0	151	1,226	3,872,948	203,321

DETAILS OF WRITE-INS

3401. Credit Unemployment.....	464	464	0	0	0	0	0	0	0	0	24	9
3402. Contract Liability.....	128,609	161,505	0	58,038	189,773	162,587	44,228	0	0	0	41,313	0
3403.....	1,379	1,379	0	0	0	0	0	0	0	0	0	0
3498. Summary of remaining write-ins for Line 34 from overflow page.....	0	0	0	0	0	0	0	0	0	0	0	0
3499. TOTALS (Lines 3401 through 3403 plus 3498) (Line 34 above).....	130,452	163,348	0	58,038	189,773	162,587	44,228	0	0	0	41,337	9

(a) Finance and service charges not included in Lines 1 to 35 \$.....0.

(b) For health business on indicated lines report: Number of persons insured under PPO managed care products.....0 and number of persons insured under indemnity only products.....0.

EXHIBIT OF PREMIUMS AND LOSSES (Statutory Page 14)



NAIC Group Code....0468 NAIC Company Code....10952

BUSINESS IN PUERTO RICO DURING THE YEAR

Line of Business	Gross Premiums, Including Policy and Membership Fees, Less Return Premiums and Premiums on Policies not Taken		3 Dividends Paid or Credited to Policyholders on Direct Business	4 Direct Unearned Premium Reserves	5 Direct Losses Paid (deducting salvage)	6 Direct Losses Incurred	7 Direct Losses Unpaid	8 Direct Defense and Cost Containment Expense Paid	9 Direct Defense and Cost Containment Expense Incurred	10 Direct Defense and Cost Containment Expense Unpaid	11 Commissions and Brokerage Expenses	12 Taxes, Licenses and Fees
	1 Direct Premiums Written	2 Direct Premiums Earned										
1. Fire.....	0	0	0	0	0	0	0	0	0	0	0	0
2.1 Allied lines.....	0	0	0	0	0	0	0	0	0	0	0	0
2.2 Multiple peril crop.....	0	0	0	0	0	0	0	0	0	0	0	0
2.3 Federal flood.....	0	0	0	0	0	0	0	0	0	0	0	0
2.4 Private crop.....	0	0	0	0	0	0	0	0	0	0	0	0
2.5 Private flood.....	0	0	0	0	0	0	0	0	0	0	0	0
3. Farmowners multiple peril.....	0	0	0	0	0	0	0	0	0	0	0	0
4. Homeowners multiple peril.....	0	0	0	0	0	0	0	0	0	0	0	0
5.1 Commercial multiple peril (non-liability portion).....	0	0	0	0	0	0	0	0	0	0	0	0
5.2 Commercial multiple peril (liability portion).....	0	0	0	0	0	0	0	0	0	0	0	0
6. Mortgage guaranty.....	0	0	0	0	0	0	0	0	0	0	0	0
8. Ocean marine.....	0	0	0	0	0	0	0	0	0	0	0	0
9. Inland marine.....	378,600	373,518	0	18,195	319,770	362,139	83,999	0	0	0	128,229	6,787
10. Financial guaranty.....	0	0	0	0	0	0	0	0	0	0	0	0
11. Medical professional liability.....	0	0	0	0	0	0	0	0	0	0	0	0
12. Earthquake.....	0	0	0	0	0	0	0	0	0	0	0	0
13. Group accident and health (b).....	0	0	0	0	0	0	0	0	0	0	0	0
14. Credit A&H (group and individual).....	0	0	0	0	0	0	0	0	0	0	0	0
15.1 Collectively renewable A&H (b).....	0	0	0	0	0	0	0	0	0	0	0	0
15.2 Non-cancelable A&H (b).....	0	0	0	0	0	0	0	0	0	0	0	0
15.3 Guaranteed renewable A&H (b).....	0	0	0	0	0	0	0	0	0	0	0	0
15.4 Non-renewable for stated reasons only (b).....	0	0	0	0	0	0	0	0	0	0	0	0
15.5 Other accident only.....	0	0	0	0	0	0	0	0	0	0	0	0
15.6 Medicare Title XVIII exempt from state taxes or fees.....	0	0	0	0	0	0	0	0	0	0	0	0
15.7 All other A&H (b).....	0	0	0	0	0	0	0	0	0	0	0	0
15.8 Federal employees health benefits plan premium.....	0	0	0	0	0	0	0	0	0	0	0	0
16. Workers' compensation.....	0	0	0	0	0	0	0	0	0	0	0	0
17.1 Other liability-occurrence.....	0	0	0	0	0	0	0	0	0	0	0	0
17.2 Other liability-claims-made.....	0	0	0	0	0	0	0	0	0	0	0	0
17.3 Excess workers' compensation.....	0	0	0	0	0	0	0	0	0	0	0	0
18. Products liability.....	0	0	0	0	0	0	0	0	0	0	0	0
19.1 Private passenger auto no-fault (personal injury protection).....	0	0	0	0	0	0	0	0	0	0	0	0
19.2 Other private passenger auto liability.....	0	0	0	0	0	0	0	0	0	0	0	0
19.3 Commercial auto no-fault (personal injury protection).....	0	0	0	0	0	0	0	0	0	0	0	0
19.4 Other commercial auto liability.....	0	0	0	0	0	0	0	0	0	0	0	0
21.1 Private passenger auto physical damage.....	0	0	0	0	0	0	0	0	0	0	0	0
21.2 Commercial auto physical damage.....	0	0	0	0	0	0	0	0	0	0	0	0
22. Aircraft (all perils).....	0	0	0	0	0	0	0	0	0	0	0	0
23. Fidelity.....	0	0	0	0	0	0	0	0	0	0	0	0
24. Surety.....	0	0	0	0	0	0	0	0	0	0	0	0
26. Burglary and theft.....	0	0	0	0	0	0	0	0	0	0	0	0
27. Boiler and machinery.....	0	0	0	0	0	0	0	0	0	0	0	0
28. Credit.....	0	0	0	0	0	0	0	0	0	0	0	0
30. Warranty.....	0	0	0	0	0	0	0	0	0	0	0	0
34. Aggregate write-ins for other lines of business.....	0	0	0	0	2,852	2,852	0	0	0	0	0	0
35. TOTALS (a).....	378,600	373,518	0	18,195	322,622	364,991	83,999	0	0	0	128,229	6,787

DETAILS OF WRITE-INS

3401. Credit Unemployment.....	0	0	0	0	0	0	0	0	0	0	0	0
3402. Contract Liability.....	0	0	0	0	2,852	2,852	0	0	0	0	0	0
3403.....	0	0	0	0	0	0	0	0	0	0	0	0
3498. Summary of remaining write-ins for Line 34 from overflow page.....	0	0	0	0	0	0	0	0	0	0	0	0
3499. TOTALS (Lines 3401 through 3403 plus 3498) (Line 34 above).....	0	0	0	0	2,852	2,852	0	0	0	0	0	0

(a) Finance and service charges not included in Lines 1 to 35 \$.....0.

(b) For health business on indicated lines report: Number of persons insured under PPO managed care products.....0 and number of persons insured under indemnity only products.....0.

EXHIBIT OF PREMIUMS AND LOSSES (Statutory Page 14)



NAIC Group Code.....0468 NAIC Company Code....10952

BUSINESS IN THE STATE OF RHODE ISLAND DURING THE YEAR

Line of Business	Gross Premiums, Including Policy and Membership Fees, Less Return Premiums and Premiums on Policies not Taken		3 Dividends Paid or Credited to Policyholders on Direct Business	4 Direct Unearned Premium Reserves	5 Direct Losses Paid (deducting salvage)	6 Direct Losses Incurred	7 Direct Losses Unpaid	8 Direct Defense and Cost Containment Expense Paid	9 Direct Defense and Cost Containment Expense Incurred	10 Direct Defense and Cost Containment Expense Unpaid	11 Commissions and Brokerage Expenses	12 Taxes, Licenses and Fees
	1 Direct Premiums Written	2 Direct Premiums Earned										
1. Fire.....	0	0	0	0	0	0	0	0	0	0	0	0
2.1 Allied lines.....	0	0	0	0	0	0	0	0	0	0	0	0
2.2 Multiple peril crop.....	0	0	0	0	0	0	0	0	0	0	0	0
2.3 Federal flood.....	0	0	0	0	0	0	0	0	0	0	0	0
2.4 Private crop.....	0	0	0	0	0	0	0	0	0	0	0	0
2.5 Private flood.....	0	0	0	0	0	0	0	0	0	0	0	0
3. Farmowners multiple peril.....	0	0	0	0	0	0	0	0	0	0	0	0
4. Homeowners multiple peril.....	0	0	0	0	0	0	0	0	0	0	0	0
5.1 Commercial multiple peril (non-liability portion).....	0	0	0	0	0	0	0	0	0	0	0	0
5.2 Commercial multiple peril (liability portion).....	0	0	0	0	0	0	0	0	0	0	0	0
6. Mortgage guaranty.....	0	0	0	0	0	0	0	0	0	0	0	0
8. Ocean marine.....	0	0	0	0	0	0	0	0	0	0	0	0
9. Inland marine.....	783,720	800,988	0	37,664	416,710	391,329	109,463	0	0	0	265,440	14,049
10. Financial guaranty.....	0	0	0	0	0	0	0	0	0	0	0	0
11. Medical professional liability.....	0	0	0	0	0	0	0	0	0	0	0	0
12. Earthquake.....	0	0	0	0	0	0	0	0	0	0	0	0
13. Group accident and health (b).....	88	88	0	1	0	(64)	0	0	(2)	0	26	2
14. Credit A&H (group and individual).....	0	0	0	0	0	0	0	0	0	0	0	0
15.1 Collectively renewable A&H (b).....	0	0	0	0	0	0	0	0	0	0	0	0
15.2 Non-cancelable A&H (b).....	0	0	0	0	0	0	0	0	0	0	0	0
15.3 Guaranteed renewable A&H (b).....	0	0	0	0	0	0	0	0	0	0	0	0
15.4 Non-renewable for stated reasons only (b).....	0	0	0	0	0	0	0	0	0	0	0	0
15.5 Other accident only.....	0	0	0	0	0	0	0	0	0	0	0	0
15.6 Medicare Title XVIII exempt from state taxes or fees.....	0	0	0	0	0	0	0	0	0	0	0	0
15.7 All other A&H (b).....	0	0	0	0	0	0	0	0	0	0	0	0
15.8 Federal employees health benefits plan premium.....	0	0	0	0	0	0	0	0	0	0	0	0
16. Workers' compensation.....	0	0	0	0	0	0	0	0	0	0	0	0
17.1 Other liability-occurrence.....	0	0	0	0	0	0	0	0	0	0	0	0
17.2 Other liability-claims-made.....	0	0	0	0	0	0	0	0	0	0	0	0
17.3 Excess workers' compensation.....	0	0	0	0	0	0	0	0	0	0	0	0
18. Products liability.....	0	0	0	0	0	0	0	0	0	0	0	0
19.1 Private passenger auto no-fault (personal injury protection).....	0	0	0	0	0	0	0	0	0	0	0	0
19.2 Other private passenger auto liability.....	0	0	0	0	0	0	0	0	0	0	0	0
19.3 Commercial auto no-fault (personal injury protection).....	0	0	0	0	0	0	0	0	0	0	0	0
19.4 Other commercial auto liability.....	0	0	0	0	0	0	0	0	0	0	0	0
21.1 Private passenger auto physical damage.....	0	0	0	0	0	0	0	0	0	0	0	0
21.2 Commercial auto physical damage.....	0	0	0	0	0	0	0	0	0	0	0	0
22. Aircraft (all perils).....	0	0	0	0	0	0	0	0	0	0	0	0
23. Fidelity.....	0	0	0	0	0	0	0	0	0	0	0	0
24. Surety.....	0	0	0	0	0	0	0	0	0	0	0	0
26. Burglary and theft.....	0	0	0	0	0	0	0	0	0	0	0	0
27. Boiler and machinery.....	0	0	0	0	0	0	0	0	0	0	0	0
28. Credit.....	229,875	154,420	0	306,216	38,485	12,644	7,482	0	10	81	0	157
30. Warranty.....	0	0	0	0	0	0	0	0	0	0	0	0
34. Aggregate write-ins for other lines of business.....	668	668	0	0	4,257	4,022	298	0	0	0	34	13
35. TOTALS (a).....	1,014,351	956,164	0	343,881	459,452	407,931	117,243	0	8	81	265,500	14,221

DETAILS OF WRITE-INS

3401. Credit Unemployment.....	668	668	0	0	300	65	298	0	0	0	34	13
3402. Contract Liability.....	0	0	0	0	3,957	3,957	0	0	0	0	0	0
3403.....	0	0	0	0	0	0	0	0	0	0	0	0
3498. Summary of remaining write-ins for Line 34 from overflow page.....	0	0	0	0	0	0	0	0	0	0	0	0
3499. TOTALS (Lines 3401 through 3403 plus 3498) (Line 34 above).....	668	668	0	0	4,257	4,022	298	0	0	0	34	13

(a) Finance and service charges not included in Lines 1 to 35 \$.....0.
(b) For health business on indicated lines report: Number of persons insured under PPO managed care products.....0 and number of persons insured under indemnity only products.....0.

EXHIBIT OF PREMIUMS AND LOSSES (Statutory Page 14)



NAIC Group Code.....0468 NAIC Company Code....10952

BUSINESS IN THE STATE OF SOUTH CAROLINA DURING THE YEAR

Line of Business	Gross Premiums, Including Policy and Membership Fees, Less Return Premiums and Premiums on Policies not Taken		3 Dividends Paid or Credited to Policyholders on Direct Business	4 Direct Unearned Premium Reserves	5 Direct Losses Paid (deducting salvage)	6 Direct Losses Incurred	7 Direct Losses Unpaid	8 Direct Defense and Cost Containment Expense Paid	9 Direct Defense and Cost Containment Expense Incurred	10 Direct Defense and Cost Containment Expense Unpaid	11 Commissions and Brokerage Expenses	12 Taxes, Licenses and Fees
	1 Direct Premiums Written	2 Direct Premiums Earned										
1. Fire.....	0	0	0	0	0	0	0	0	0	0	0	0
2.1 Allied lines.....	0	0	0	0	0	0	0	0	0	0	0	0
2.2 Multiple peril crop.....	0	0	0	0	0	0	0	0	0	0	0	0
2.3 Federal flood.....	0	0	0	0	0	0	0	0	0	0	0	0
2.4 Private crop.....	0	0	0	0	0	0	0	0	0	0	0	0
2.5 Private flood.....	0	0	0	0	0	0	0	0	0	0	0	0
3. Farmowners multiple peril.....	0	0	0	0	0	0	0	0	0	0	0	0
4. Homeowners multiple peril.....	0	0	0	0	0	0	0	0	0	0	0	0
5.1 Commercial multiple peril (non-liability portion).....	0	0	0	0	0	0	0	0	0	0	0	0
5.2 Commercial multiple peril (liability portion).....	0	0	0	0	0	0	0	0	0	0	0	0
6. Mortgage guaranty.....	0	0	0	0	0	0	0	0	0	0	0	0
8. Ocean marine.....	0	0	0	0	0	0	0	0	0	0	0	0
9. Inland marine.....	3,918,986	3,925,422	0	188,341	2,003,129	2,060,329	526,192	0	0	0	1,327,332	70,252
10. Financial guaranty.....	0	0	0	0	0	0	0	0	0	0	0	0
11. Medical professional liability.....	0	0	0	0	0	0	0	0	0	0	0	0
12. Earthquake.....	0	0	0	0	0	0	0	0	0	0	0	0
13. Group accident and health (b).....	118	119	0	1	0	0	0	0	0	0	35	2
14. Credit A&H (group and individual).....	0	0	0	0	0	0	0	0	0	0	0	0
15.1 Collectively renewable A&H (b).....	0	0	0	0	0	0	0	0	0	0	0	0
15.2 Non-cancelable A&H (b).....	0	0	0	0	0	0	0	0	0	0	0	0
15.3 Guaranteed renewable A&H (b).....	0	0	0	0	0	0	0	0	0	0	0	0
15.4 Non-renewable for stated reasons only (b).....	0	0	0	0	0	0	0	0	0	0	0	0
15.5 Other accident only.....	0	0	0	0	0	0	0	0	0	0	0	0
15.6 Medicare Title XVIII exempt from state taxes or fees.....	0	0	0	0	0	0	0	0	0	0	0	0
15.7 All other A&H (b).....	0	0	0	0	0	0	0	0	0	0	0	0
15.8 Federal employees health benefits plan premium.....	0	0	0	0	0	0	0	0	0	0	0	0
16. Workers' compensation.....	0	0	0	0	44,091	(2,155,188)	6,425,134	6,677	(26,798)	690,369	0	0
17.1 Other liability-occurrence.....	0	0	0	0	0	0	0	0	0	0	0	0
17.2 Other liability-claims-made.....	0	0	0	0	0	0	0	0	0	0	0	0
17.3 Excess workers' compensation.....	0	0	0	0	0	0	0	0	0	0	0	0
18. Products liability.....	0	0	0	0	0	0	0	0	0	0	0	0
19.1 Private passenger auto no-fault (personal injury protection).....	0	0	0	0	0	0	0	0	0	0	0	0
19.2 Other private passenger auto liability.....	0	0	0	0	0	0	0	0	0	0	0	0
19.3 Commercial auto no-fault (personal injury protection).....	0	0	0	0	0	0	0	0	0	0	0	0
19.4 Other commercial auto liability.....	0	0	0	0	0	0	0	0	0	0	0	0
21.1 Private passenger auto physical damage.....	0	0	0	0	0	0	0	0	0	0	0	0
21.2 Commercial auto physical damage.....	0	0	0	0	0	0	0	0	0	0	0	0
22. Aircraft (all perils).....	0	0	0	0	0	0	0	0	0	0	0	0
23. Fidelity.....	0	0	0	0	0	0	0	0	0	0	0	0
24. Surety.....	0	0	0	0	0	0	0	0	0	0	0	0
26. Burglary and theft.....	0	0	0	0	0	0	0	0	0	0	0	0
27. Boiler and machinery.....	0	0	0	0	0	0	0	0	0	0	0	0
28. Credit.....	77,304	107,070	0	140,455	129,640	137,193	25,205	0	32	274	0	53
30. Warranty.....	0	0	0	0	0	0	0	0	0	0	0	0
34. Aggregate write-ins for other lines of business.....	32,684	32,684	0	0	26,605	27,087	5,692	0	0	0	1,657	652
35. TOTALS (a).....	4,029,092	4,065,295	0	328,797	2,203,465	69,421	6,982,223	6,677	(26,766)	690,643	1,329,024	70,959

DETAILS OF WRITE-INS

3401. Credit Unemployment.....	32,684	32,684	0	0	2,965	3,447	5,692	0	0	0	1,657	652
3402. Contract Liability.....	0	0	0	0	23,640	23,640	0	0	0	0	0	0
3403.....	0	0	0	0	0	0	0	0	0	0	0	0
3498. Summary of remaining write-ins for Line 34 from overflow page.....	0	0	0	0	0	0	0	0	0	0	0	0
3499. TOTALS (Lines 3401 through 3403 plus 3498) (Line 34 above).....	32,684	32,684	0	0	26,605	27,087	5,692	0	0	0	1,657	652

(a) Finance and service charges not included in Lines 1 to 35 \$.....0.

(b) For health business on indicated lines report: Number of persons insured under PPO managed care products.....0 and number of persons insured under indemnity only products.....0.

EXHIBIT OF PREMIUMS AND LOSSES (Statutory Page 14)



NAIC Group Code....0468 NAIC Company Code....10952

BUSINESS IN THE STATE OF SOUTH DAKOTA DURING THE YEAR

Line of Business	Gross Premiums, Including Policy and Membership Fees, Less Return Premiums and Premiums on Policies not Taken		3 Dividends Paid or Credited to Policyholders on Direct Business	4 Direct Unearned Premium Reserves	5 Direct Losses Paid (deducting salvage)	6 Direct Losses Incurred	7 Direct Losses Unpaid	8 Direct Defense and Cost Containment Expense Paid	9 Direct Defense and Cost Containment Expense Incurred	10 Direct Defense and Cost Containment Expense Unpaid	11 Commissions and Brokerage Expenses	12 Taxes, Licenses and Fees
	1 Direct Premiums Written	2 Direct Premiums Earned										
1. Fire.....	0	0	0	0	0	0	0	0	0	0	0	0
2.1 Allied lines.....	0	0	0	0	0	0	0	0	0	0	0	0
2.2 Multiple peril crop.....	0	0	0	0	0	0	0	0	0	0	0	0
2.3 Federal flood.....	0	0	0	0	0	0	0	0	0	0	0	0
2.4 Private crop.....	0	0	0	0	0	0	0	0	0	0	0	0
2.5 Private flood.....	0	0	0	0	0	0	0	0	0	0	0	0
3. Farmowners multiple peril.....	0	0	0	0	0	0	0	0	0	0	0	0
4. Homeowners multiple peril.....	0	0	0	0	0	0	0	0	0	0	0	0
5.1 Commercial multiple peril (non-liability portion).....	0	0	0	0	0	0	0	0	0	0	0	0
5.2 Commercial multiple peril (liability portion).....	0	0	0	0	0	0	0	0	0	0	0	0
6. Mortgage guaranty.....	0	0	0	0	0	0	0	0	0	0	0	0
8. Ocean marine.....	0	0	0	0	0	0	0	0	0	0	0	0
9. Inland marine.....	387,018	390,673	0	18,599	263,137	285,897	69,122	0	0	0	131,080	6,938
10. Financial guaranty.....	0	0	0	0	0	0	0	0	0	0	0	0
11. Medical professional liability.....	0	0	0	0	0	0	0	0	0	0	0	0
12. Earthquake.....	0	0	0	0	0	0	0	0	0	0	0	0
13. Group accident and health (b).....	415	418	0	3	0	0	0	0	0	0	123	9
14. Credit A&H (group and individual).....	4,494	4,494	0	0	664	974	662	0	0	0	295	90
15.1 Collectively renewable A&H (b).....	0	0	0	0	0	0	0	0	0	0	0	0
15.2 Non-cancelable A&H (b).....	0	0	0	0	0	0	0	0	0	0	0	0
15.3 Guaranteed renewable A&H (b).....	0	0	0	0	0	0	0	0	0	0	0	0
15.4 Non-renewable for stated reasons only (b).....	0	0	0	0	0	0	0	0	0	0	0	0
15.5 Other accident only.....	0	0	0	0	0	0	0	0	0	0	0	0
15.6 Medicare Title XVIII exempt from state taxes or fees.....	0	0	0	0	0	0	0	0	0	0	0	0
15.7 All other A&H (b).....	0	0	0	0	0	0	0	0	0	0	0	0
15.8 Federal employees health benefits plan premium.....	0	0	0	0	0	0	0	0	0	0	0	0
16. Workers' compensation.....	0	0	0	0	0	0	0	0	0	0	0	0
17.1 Other liability-occurrence.....	0	0	0	0	0	0	0	0	0	0	0	0
17.2 Other liability-claims-made.....	0	0	0	0	0	0	0	0	0	0	0	0
17.3 Excess workers' compensation.....	0	0	0	0	0	0	0	0	0	0	0	0
18. Products liability.....	0	0	0	0	0	0	0	0	0	0	0	0
19.1 Private passenger auto no-fault (personal injury protection).....	0	0	0	0	0	0	0	0	0	0	0	0
19.2 Other private passenger auto liability.....	0	0	0	0	0	0	0	0	0	0	0	0
19.3 Commercial auto no-fault (personal injury protection).....	0	0	0	0	0	0	0	0	0	0	0	0
19.4 Other commercial auto liability.....	0	0	0	0	0	0	0	0	0	0	0	0
21.1 Private passenger auto physical damage.....	0	0	0	0	0	0	0	0	0	0	0	0
21.2 Commercial auto physical damage.....	0	0	0	0	0	0	0	0	0	0	0	0
22. Aircraft (all perils).....	0	0	0	0	0	0	0	0	0	0	0	0
23. Fidelity.....	0	0	0	0	0	0	0	0	0	0	0	0
24. Surety.....	0	0	0	0	0	0	0	0	0	0	0	0
26. Burglary and theft.....	0	0	0	0	0	0	0	0	0	0	0	0
27. Boiler and machinery.....	0	0	0	0	0	0	0	0	0	0	0	0
28. Credit.....	(64,626)	218,210	0	270,224	186,049	183,100	36,172	0	46	393	0	(44)
30. Warranty.....	0	0	0	0	0	0	0	0	0	0	0	0
34. Aggregate write-ins for other lines of business.....	7,999	7,999	0	0	1,108	1,145	394	0	0	0	405	160
35. TOTALS (a).....	335,300	621,794	0	288,826	450,958	471,116	106,350	0	46	393	131,903	7,153

DETAILS OF WRITE-INS

3401. Credit Unemployment.....	7,999	7,999	0	0	0	37	394	0	0	0	405	160
3402. Contract Liability.....	0	0	0	0	1,108	1,108	0	0	0	0	0	0
3403.....	0	0	0	0	0	0	0	0	0	0	0	0
3498. Summary of remaining write-ins for Line 34 from overflow page.....	0	0	0	0	0	0	0	0	0	0	0	0
3499. TOTALS (Lines 3401 through 3403 plus 3498) (Line 34 above).....	7,999	7,999	0	0	1,108	1,145	394	0	0	0	405	160

(a) Finance and service charges not included in Lines 1 to 35 \$.....0.

(b) For health business on indicated lines report: Number of persons insured under PPO managed care products.....0 and number of persons insured under indemnity only products.....0.

EXHIBIT OF PREMIUMS AND LOSSES (Statutory Page 14)



NAIC Group Code....0468 NAIC Company Code....10952

BUSINESS IN THE STATE OF TENNESSEE DURING THE YEAR

Line of Business	Gross Premiums, Including Policy and Membership Fees, Less Return Premiums and Premiums on Policies not Taken		3 Dividends Paid or Credited to Policyholders on Direct Business	4 Direct Unearned Premium Reserves	5 Direct Losses Paid (deducting salvage)	6 Direct Losses Incurred	7 Direct Losses Unpaid	8 Direct Defense and Cost Containment Expense Paid	9 Direct Defense and Cost Containment Expense Incurred	10 Direct Defense and Cost Containment Expense Unpaid	11 Commissions and Brokerage Expenses	12 Taxes, Licenses and Fees
	1 Direct Premiums Written	2 Direct Premiums Earned										
1. Fire.....	0	0	0	0	0	0	0	0	0	0	0	0
2.1 Allied lines.....	0	0	0	0	0	0	0	0	0	0	0	0
2.2 Multiple peril crop.....	0	0	0	0	0	0	0	0	0	0	0	0
2.3 Federal flood.....	0	0	0	0	0	0	0	0	0	0	0	0
2.4 Private crop.....	0	0	0	0	0	0	0	0	0	0	0	0
2.5 Private flood.....	0	0	0	0	0	0	0	0	0	0	0	0
3. Farmowners multiple peril.....	0	0	0	0	0	0	0	0	0	0	0	0
4. Homeowners multiple peril.....	0	0	0	0	0	0	0	0	0	0	0	0
5.1 Commercial multiple peril (non-liability portion).....	0	0	0	0	0	0	0	0	0	0	0	0
5.2 Commercial multiple peril (liability portion).....	0	0	0	0	0	0	0	0	0	0	0	0
6. Mortgage guaranty.....	0	0	0	0	0	0	0	0	0	0	0	0
8. Ocean marine.....	0	0	0	0	0	0	0	0	0	0	0	0
9. Inland marine.....	3,987,204	3,998,600	0	191,619	1,978,626	2,087,605	519,755	0	0	0	1,350,437	71,475
10. Financial guaranty.....	0	0	0	0	0	0	0	0	0	0	0	0
11. Medical professional liability.....	0	0	0	0	0	0	0	0	0	0	0	0
12. Earthquake.....	0	0	0	0	0	0	0	0	0	0	0	0
13. Group accident and health (b).....	806	808	0	6	0	0	0	0	0	0	239	17
14. Credit A&H (group and individual).....	0	0	0	0	0	0	0	0	0	0	0	0
15.1 Collectively renewable A&H (b).....	0	0	0	0	0	0	0	0	0	0	0	0
15.2 Non-cancelable A&H (b).....	0	10	0	0	0	0	0	0	0	0	0	0
15.3 Guaranteed renewable A&H (b).....	0	0	0	0	0	0	0	0	0	0	0	0
15.4 Non-renewable for stated reasons only (b).....	0	0	0	0	0	0	0	0	0	0	0	0
15.5 Other accident only.....	0	0	0	0	0	0	0	0	0	0	0	0
15.6 Medicare Title XVIII exempt from state taxes or fees.....	0	0	0	0	0	0	0	0	0	0	0	0
15.7 All other A&H (b).....	0	0	0	0	0	0	0	0	0	0	0	0
15.8 Federal employees health benefits plan premium.....	0	0	0	0	0	0	0	0	0	0	0	0
16. Workers' compensation.....	0	0	0	0	524,541	(2,628,767)	9,212,302	38,495	(110,346)	622,336	0	0
17.1 Other liability-occurrence.....	0	0	0	0	0	0	0	0	0	0	0	0
17.2 Other liability-claims-made.....	0	0	0	0	0	0	0	0	0	0	0	0
17.3 Excess workers' compensation.....	0	0	0	0	0	0	0	0	0	0	0	0
18. Products liability.....	0	0	0	0	0	0	0	0	0	0	0	0
19.1 Private passenger auto no-fault (personal injury protection).....	0	0	0	0	0	0	0	0	0	0	0	0
19.2 Other private passenger auto liability.....	0	0	0	0	0	0	0	0	0	0	0	0
19.3 Commercial auto no-fault (personal injury protection).....	0	0	0	0	0	0	0	0	0	0	0	0
19.4 Other commercial auto liability.....	0	0	0	0	0	0	0	0	0	0	0	0
21.1 Private passenger auto physical damage.....	0	0	0	0	0	0	0	0	0	0	0	0
21.2 Commercial auto physical damage.....	0	0	0	0	0	0	0	0	0	0	0	0
22. Aircraft (all perils).....	0	0	0	0	0	0	0	0	0	0	0	0
23. Fidelity.....	0	0	0	0	0	0	0	0	0	0	0	0
24. Surety.....	0	0	0	0	0	0	0	0	0	0	0	0
26. Burglary and theft.....	0	0	0	0	0	0	0	0	0	0	0	0
27. Boiler and machinery.....	0	0	0	0	0	0	0	0	0	0	0	0
28. Credit.....	359,164	368,480	0	535,180	409,521	487,175	79,619	0	102	865	0	245
30. Warranty.....	0	0	0	0	0	0	0	0	0	0	0	0
34. Aggregate write-ins for other lines of business.....	308,268	334,106	0	120,356	153,913	130,669	91,998	0	0	0	87,780	829
35. TOTALS (a).....	4,655,442	4,702,004	0	847,161	3,066,601	76,682	9,903,674	38,495	(110,244)	623,201	1,438,456	72,566

DETAILS OF WRITE-INS

3401. Credit Unemployment.....	41,565	41,565	0	0	407	256	280	0	0	0	2,107	829
3402. Contract Liability.....	266,703	292,541	0	120,356	153,506	130,413	91,718	0	0	0	85,673	0
3403.....	0	0	0	0	0	0	0	0	0	0	0	0
3498. Summary of remaining write-ins for Line 34 from overflow page.....	0	0	0	0	0	0	0	0	0	0	0	0
3499. TOTALS (Lines 3401 through 3403 plus 3498) (Line 34 above).....	308,268	334,106	0	120,356	153,913	130,669	91,998	0	0	0	87,780	829

(a) Finance and service charges not included in Lines 1 to 35 \$.....0.

(b) For health business on indicated lines report: Number of persons insured under PPO managed care products.....0 and number of persons insured under indemnity only products.....0.

EXHIBIT OF PREMIUMS AND LOSSES (Statutory Page 14)



NAIC Group Code....0468 NAIC Company Code....10952

BUSINESS IN THE STATE OF TEXAS DURING THE YEAR

Line of Business	Gross Premiums, Including Policy and Membership Fees, Less Return Premiums and Premiums on Policies not Taken		3 Dividends Paid or Credited to Policyholders on Direct Business	4 Direct Unearned Premium Reserves	5 Direct Losses Paid (deducting salvage)	6 Direct Losses Incurred	7 Direct Losses Unpaid	8 Direct Defense and Cost Containment Expense Paid	9 Direct Defense and Cost Containment Expense Incurred	10 Direct Defense and Cost Containment Expense Unpaid	11 Commissions and Brokerage Expenses	12 Taxes, Licenses and Fees
	1 Direct Premiums Written	2 Direct Premiums Earned										
1. Fire.....	0	0	0	0	0	0	0	0	0	0	0	0
2.1 Allied lines.....	0	0	0	0	0	0	0	0	0	0	0	0
2.2 Multiple peril crop.....	0	0	0	0	0	0	0	0	0	0	0	0
2.3 Federal flood.....	0	0	0	0	0	0	0	0	0	0	0	0
2.4 Private crop.....	0	0	0	0	0	0	0	0	0	0	0	0
2.5 Private flood.....	0	0	0	0	0	0	0	0	0	0	0	0
3. Farmowners multiple peril.....	0	0	0	0	0	0	0	0	0	0	0	0
4. Homeowners multiple peril.....	0	0	0	0	0	0	0	0	0	0	0	0
5.1 Commercial multiple peril (non-liability portion).....	0	0	0	0	0	0	0	0	0	0	0	0
5.2 Commercial multiple peril (liability portion).....	0	0	0	0	0	0	0	0	0	0	0	0
6. Mortgage guaranty.....	0	0	0	0	0	0	0	0	0	0	0	0
8. Ocean marine.....	0	0	0	0	0	0	0	0	0	0	0	0
9. Inland marine.....	20,017,538	20,089,082	0	962,013	11,359,884	12,190,482	2,984,072	0	0	0	6,779,795	358,835
10. Financial guaranty.....	0	0	0	0	0	0	0	0	0	0	0	0
11. Medical professional liability.....	0	0	0	0	0	0	0	0	0	0	0	0
12. Earthquake.....	0	0	0	0	0	0	0	0	0	0	0	0
13. Group accident and health (b).....	221	221	0	2	0	0	0	0	0	0	66	5
14. Credit A&H (group and individual).....	0	0	0	0	0	0	0	0	0	0	0	0
15.1 Collectively renewable A&H (b).....	0	0	0	0	0	0	0	0	0	0	0	0
15.2 Non-cancelable A&H (b).....	117	105	0	12	0	1	12	0	0	0	6	2
15.3 Guaranteed renewable A&H (b).....	0	0	0	0	0	0	0	0	0	0	0	0
15.4 Non-renewable for stated reasons only (b).....	0	0	0	0	0	0	0	0	0	0	0	0
15.5 Other accident only.....	0	0	0	0	0	0	0	0	0	0	0	0
15.6 Medicare Title XVIII exempt from state taxes or fees.....	0	0	0	0	0	0	0	0	0	0	0	0
15.7 All other A&H (b).....	0	0	0	0	0	0	0	0	0	0	0	0
15.8 Federal employees health benefits plan premium.....	0	0	0	0	0	0	0	0	0	0	0	0
16. Workers' compensation.....	0	0	0	0	0	0	0	0	0	0	0	0
17.1 Other liability-occurrence.....	0	0	0	0	0	0	0	0	0	0	0	0
17.2 Other liability-claims-made.....	0	0	0	0	0	0	0	0	0	0	0	0
17.3 Excess workers' compensation.....	0	0	0	0	0	0	0	0	0	0	0	0
18. Products liability.....	0	0	0	0	0	0	0	0	0	0	0	0
19.1 Private passenger auto no-fault (personal injury protection).....	0	0	0	0	0	0	0	0	0	0	0	0
19.2 Other private passenger auto liability.....	0	0	0	0	0	0	0	0	0	0	0	0
19.3 Commercial auto no-fault (personal injury protection).....	0	0	0	0	0	0	0	0	0	0	0	0
19.4 Other commercial auto liability.....	0	0	0	0	0	0	0	0	0	0	0	0
21.1 Private passenger auto physical damage.....	0	0	0	0	0	0	0	0	0	0	0	0
21.2 Commercial auto physical damage.....	0	0	0	0	0	0	0	0	0	0	0	0
22. Aircraft (all perils).....	0	0	0	0	0	0	0	0	0	0	0	0
23. Fidelity.....	0	0	0	0	0	0	0	0	0	0	0	0
24. Surety.....	0	0	0	0	0	0	0	0	0	0	0	0
26. Burglary and theft.....	0	0	0	0	0	0	0	0	0	0	0	0
27. Boiler and machinery.....	0	0	0	0	0	0	0	0	0	0	0	0
28. Credit.....	811,040	1,583,510	0	1,669,998	1,771,792	1,781,414	344,472	0	441	3,742	296,789	552
30. Warranty.....	25,478	1,000,565	0	2,010,460	498,929	438,587	41,879	0	0	0	0	(2,775)
34. Aggregate write-ins for other lines of business.....	1,967,878	2,973,140	0	871,768	1,261,926	448,515	679,979	0	0	0	622,381	720
35. TOTALS (a).....	22,822,272	25,646,623	0	5,514,253	14,892,531	14,858,999	4,050,414	0	441	3,742	7,699,037	357,339

DETAILS OF WRITE-INS

3401. Credit Unemployment.....	36,085	36,085	0	0	22,740	19,096	15,644	0	0	0	1,829	720
3402. Contract Liability.....	1,931,793	2,937,055	0	871,768	1,239,186	429,419	664,335	0	0	0	620,552	0
3403.....	0	0	0	0	0	0	0	0	0	0	0	0
3498. Summary of remaining write-ins for Line 34 from overflow page.....	0	0	0	0	0	0	0	0	0	0	0	0
3499. TOTALS (Lines 3401 through 3403 plus 3498) (Line 34 above).....	1,967,878	2,973,140	0	871,768	1,261,926	448,515	679,979	0	0	0	622,381	720

(a) Finance and service charges not included in Lines 1 to 35 \$.....0.

(b) For health business on indicated lines report: Number of persons insured under PPO managed care products.....0 and number of persons insured under indemnity only products.....0.

EXHIBIT OF PREMIUMS AND LOSSES (Statutory Page 14)



NAIC Group Code....0468 NAIC Company Code....10952

BUSINESS IN THE STATE OF UTAH DURING THE YEAR

Line of Business	Gross Premiums, Including Policy and Membership Fees, Less Return Premiums and Premiums on Policies not Taken		3 Dividends Paid or Credited to Policyholders on Direct Business	4 Direct Unearned Premium Reserves	5 Direct Losses Paid (deducting salvage)	6 Direct Losses Incurred	7 Direct Losses Unpaid	8 Direct Defense and Cost Containment Expense Paid	9 Direct Defense and Cost Containment Expense Incurred	10 Direct Defense and Cost Containment Expense Unpaid	11 Commissions and Brokerage Expenses	12 Taxes, Licenses and Fees
	1 Direct Premiums Written	2 Direct Premiums Earned										
1. Fire.....	0	0	0	0	0	0	0	0	0	0	0	0
2.1 Allied lines.....	0	0	0	0	0	0	0	0	0	0	0	0
2.2 Multiple peril crop.....	0	0	0	0	0	0	0	0	0	0	0	0
2.3 Federal flood.....	0	0	0	0	0	0	0	0	0	0	0	0
2.4 Private crop.....	0	0	0	0	0	0	0	0	0	0	0	0
2.5 Private flood.....	0	0	0	0	0	0	0	0	0	0	0	0
3. Farmowners multiple peril.....	0	0	0	0	0	0	0	0	0	0	0	0
4. Homeowners multiple peril.....	0	0	0	0	0	0	0	0	0	0	0	0
5.1 Commercial multiple peril (non-liability portion).....	0	0	0	0	0	0	0	0	0	0	0	0
5.2 Commercial multiple peril (liability portion).....	0	0	0	0	0	0	0	0	0	0	0	0
6. Mortgage guaranty.....	0	0	0	0	0	0	0	0	0	0	0	0
8. Ocean marine.....	0	0	0	0	0	0	0	0	0	0	0	0
9. Inland marine.....	2,680,404	2,700,094	0	128,816	1,196,890	1,184,238	314,405	0	0	0	907,833	48,049
10. Financial guaranty.....	0	0	0	0	0	0	0	0	0	0	0	0
11. Medical professional liability.....	0	0	0	0	0	0	0	0	0	0	0	0
12. Earthquake.....	0	0	0	0	0	0	0	0	0	0	0	0
13. Group accident and health (b).....	329	329	0	2	0	0	0	0	0	0	98	7
14. Credit A&H (group and individual).....	3,878	3,878	0	0	28	(8,371)	28	0	0	0	254	77
15.1 Collectively renewable A&H (b).....	0	0	0	0	0	0	0	0	0	0	0	0
15.2 Non-cancelable A&H (b).....	0	0	0	0	0	0	0	0	0	0	0	0
15.3 Guaranteed renewable A&H (b).....	0	0	0	0	0	0	0	0	0	0	0	0
15.4 Non-renewable for stated reasons only (b).....	0	0	0	0	0	0	0	0	0	0	0	0
15.5 Other accident only.....	0	0	0	0	0	0	0	0	0	0	0	0
15.6 Medicare Title XVIII exempt from state taxes or fees.....	0	0	0	0	0	0	0	0	0	0	0	0
15.7 All other A&H (b).....	0	0	0	0	0	0	0	0	0	0	0	0
15.8 Federal employees health benefits plan premium.....	0	0	0	0	0	0	0	0	0	0	0	0
16. Workers' compensation.....	0	0	0	0	0	0	0	0	0	0	0	0
17.1 Other liability-occurrence.....	0	0	0	0	0	0	0	0	0	0	0	0
17.2 Other liability-claims-made.....	0	0	0	0	0	0	0	0	0	0	0	0
17.3 Excess workers' compensation.....	0	0	0	0	0	0	0	0	0	0	0	0
18. Products liability.....	0	0	0	0	0	0	0	0	0	0	0	0
19.1 Private passenger auto no-fault (personal injury protection).....	0	0	0	0	0	0	0	0	0	0	0	0
19.2 Other private passenger auto liability.....	0	0	0	0	0	0	0	0	0	0	0	0
19.3 Commercial auto no-fault (personal injury protection).....	0	0	0	0	0	0	0	0	0	0	0	0
19.4 Other commercial auto liability.....	0	0	0	0	0	0	0	0	0	0	0	0
21.1 Private passenger auto physical damage.....	0	0	0	0	0	0	0	0	0	0	0	0
21.2 Commercial auto physical damage.....	0	0	0	0	0	0	0	0	0	0	0	0
22. Aircraft (all perils).....	0	0	0	0	0	0	0	0	0	0	0	0
23. Fidelity.....	0	0	0	0	0	0	0	0	0	0	0	0
24. Surety.....	0	0	0	0	0	0	0	0	0	0	0	0
26. Burglary and theft.....	0	0	0	0	0	0	0	0	0	0	0	0
27. Boiler and machinery.....	0	0	0	0	0	0	0	0	0	0	0	0
28. Credit.....	241,234	87,679	0	245,987	54,577	45,286	10,611	0	14	115	0	164
30. Warranty.....	0	0	0	0	0	0	0	0	0	0	0	0
34. Aggregate write-ins for other lines of business.....	542,657	372,855	0	241,764	158,867	286,143	184,949	0	0	0	172,446	138
35. TOTALS (a).....	3,468,502	3,164,835	0	616,569	1,410,362	1,507,296	509,993	0	14	115	1,080,631	48,435

DETAILS OF WRITE-INS

3401. Credit Unemployment.....	6,921	6,921	0	0	398	(49)	712	0	0	0	351	138
3402. Contract Liability.....	535,736	365,934	0	241,764	158,469	286,192	184,237	0	0	0	172,095	0
3403.....	0	0	0	0	0	0	0	0	0	0	0	0
3498. Summary of remaining write-ins for Line 34 from overflow page.....	0	0	0	0	0	0	0	0	0	0	0	0
3499. TOTALS (Lines 3401 through 3403 plus 3498) (Line 34 above).....	542,657	372,855	0	241,764	158,867	286,143	184,949	0	0	0	172,446	138

(a) Finance and service charges not included in Lines 1 to 35 \$.....0.

(b) For health business on indicated lines report: Number of persons insured under PPO managed care products.....0 and number of persons insured under indemnity only products.....0.

EXHIBIT OF PREMIUMS AND LOSSES (Statutory Page 14)



NAIC Group Code....0468 NAIC Company Code....10952

BUSINESS IN THE STATE OF VIRGINIA DURING THE YEAR

Line of Business	Gross Premiums, Including Policy and Membership Fees, Less Return Premiums and Premiums on Policies not Taken		3 Dividends Paid or Credited to Policyholders on Direct Business	4 Direct Unearned Premium Reserves	5 Direct Losses Paid (deducting salvage)	6 Direct Losses Incurred	7 Direct Losses Unpaid	8 Direct Defense and Cost Containment Expense Paid	9 Direct Defense and Cost Containment Expense Incurred	10 Direct Defense and Cost Containment Expense Unpaid	11 Commissions and Brokerage Expenses	12 Taxes, Licenses and Fees
	1 Direct Premiums Written	2 Direct Premiums Earned										
1. Fire.....	0	0	0	0	0	0	0	0	0	0	0	0
2.1 Allied lines.....	0	0	0	0	0	0	0	0	0	0	0	0
2.2 Multiple peril crop.....	0	0	0	0	0	0	0	0	0	0	0	0
2.3 Federal flood.....	0	0	0	0	0	0	0	0	0	0	0	0
2.4 Private crop.....	0	0	0	0	0	0	0	0	0	0	0	0
2.5 Private flood.....	0	0	0	0	0	0	0	0	0	0	0	0
3. Farmowners multiple peril.....	0	0	0	0	0	0	0	0	0	0	0	0
4. Homeowners multiple peril.....	0	0	0	0	0	0	0	0	0	0	0	0
5.1 Commercial multiple peril (non-liability portion).....	0	0	0	0	0	0	0	0	0	0	0	0
5.2 Commercial multiple peril (liability portion).....	0	0	0	0	0	0	0	0	0	0	0	0
6. Mortgage guaranty.....	0	0	0	0	0	0	0	0	0	0	0	0
8. Ocean marine.....	0	0	0	0	0	0	0	0	0	0	0	0
9. Inland marine.....	7,956,419	7,987,348	0	382,374	4,186,563	4,451,713	1,099,747	0	0	0	2,694,782	142,627
10. Financial guaranty.....	0	0	0	0	0	0	0	0	0	0	0	0
11. Medical professional liability.....	0	0	0	0	0	0	0	0	0	0	0	0
12. Earthquake.....	0	0	0	0	0	0	0	0	0	0	0	0
13. Group accident and health (b).....	987	990	0	7	0	0	0	0	0	0	293	20
14. Credit A&H (group and individual).....	0	0	0	0	0	0	0	0	0	0	0	0
15.1 Collectively renewable A&H (b).....	0	0	0	0	0	0	0	0	0	0	0	0
15.2 Non-cancelable A&H (b).....	0	0	0	0	0	0	5	0	0	0	0	0
15.3 Guaranteed renewable A&H (b).....	0	0	0	0	0	0	0	0	0	0	0	0
15.4 Non-renewable for stated reasons only (b).....	0	0	0	0	0	0	0	0	0	0	0	0
15.5 Other accident only.....	0	0	0	0	0	0	0	0	0	0	0	0
15.6 Medicare Title XVIII exempt from state taxes or fees.....	0	0	0	0	0	0	0	0	0	0	0	0
15.7 All other A&H (b).....	0	0	0	0	0	0	0	0	0	0	0	0
15.8 Federal employees health benefits plan premium.....	0	0	0	0	0	0	0	0	0	0	0	0
16. Workers' compensation.....	0	0	0	0	0	0	0	0	0	0	0	0
17.1 Other liability-occurrence.....	0	0	0	0	0	0	0	0	0	0	0	0
17.2 Other liability-claims-made.....	0	0	0	0	0	0	0	0	0	0	0	0
17.3 Excess workers' compensation.....	0	0	0	0	0	0	0	0	0	0	0	0
18. Products liability.....	0	0	0	0	0	0	0	0	0	0	0	0
19.1 Private passenger auto no-fault (personal injury protection).....	0	0	0	0	0	0	0	0	0	0	0	0
19.2 Other private passenger auto liability.....	0	0	0	0	0	0	0	0	0	0	0	0
19.3 Commercial auto no-fault (personal injury protection).....	0	0	0	0	0	0	0	0	0	0	0	0
19.4 Other commercial auto liability.....	0	0	0	0	0	0	0	0	0	0	0	0
21.1 Private passenger auto physical damage.....	0	0	0	0	0	0	0	0	0	0	0	0
21.2 Commercial auto physical damage.....	0	0	0	0	0	0	0	0	0	0	0	0
22. Aircraft (all perils).....	0	0	0	0	0	0	0	0	0	0	0	0
23. Fidelity.....	0	0	0	0	0	0	0	0	0	0	0	0
24. Surety.....	0	0	0	0	0	0	0	0	0	0	0	0
26. Burglary and theft.....	0	0	0	0	0	0	0	0	0	0	0	0
27. Boiler and machinery.....	0	0	0	0	0	0	0	0	0	0	0	0
28. Credit.....	3,078,226	2,802,637	0	5,511,485	3,331,670	3,951,533	647,744	0	829	7,036	0	2,096
30. Warranty.....	0	0	0	0	0	0	0	0	0	0	0	0
34. Aggregate write-ins for other lines of business.....	358,463	364,925	0	157,525	122,954	118,611	124,619	0	0	0	112,607	187
35. TOTALS (a).....	11,394,095	11,155,900	0	6,051,391	7,641,187	8,521,857	1,872,115	0	829	7,036	2,807,682	144,930

DETAILS OF WRITE-INS

3401. Credit Unemployment.....	9,396	9,396	0	0	6,652	11,052	4,576	0	0	0	476	187
3402. Contract Liability.....	349,067	355,529	0	157,525	116,302	107,559	120,043	0	0	0	112,131	0
3403.....	0	0	0	0	0	0	0	0	0	0	0	0
3498. Summary of remaining write-ins for Line 34 from overflow page.....	0	0	0	0	0	0	0	0	0	0	0	0
3499. TOTALS (Lines 3401 through 3403 plus 3498) (Line 34 above).....	358,463	364,925	0	157,525	122,954	118,611	124,619	0	0	0	112,607	187

(a) Finance and service charges not included in Lines 1 to 35 \$.....0.

(b) For health business on indicated lines report: Number of persons insured under PPO managed care products.....0 and number of persons insured under indemnity only products.....0.

EXHIBIT OF PREMIUMS AND LOSSES (Statutory Page 14)



NAIC Group Code....0468 NAIC Company Code....10952

BUSINESS IN U.S. VIRGIN ISLANDS DURING THE YEAR

Line of Business	Gross Premiums, Including Policy and Membership Fees, Less Return Premiums and Premiums on Policies not Taken		3 Dividends Paid or Credited to Policyholders on Direct Business	4 Direct Unearned Premium Reserves	5 Direct Losses Paid (deducting salvage)	6 Direct Losses Incurred	7 Direct Losses Unpaid	8 Direct Defense and Cost Containment Expense Paid	9 Direct Defense and Cost Containment Expense Incurred	10 Direct Defense and Cost Containment Expense Unpaid	11 Commissions and Brokerage Expenses	12 Taxes, Licenses and Fees
	1 Direct Premiums Written	2 Direct Premiums Earned										
1. Fire.....	0	0	0	0	0	0	0	0	0	0	0	0
2.1 Allied lines.....	0	0	0	0	0	0	0	0	0	0	0	0
2.2 Multiple peril crop.....	0	0	0	0	0	0	0	0	0	0	0	0
2.3 Federal flood.....	0	0	0	0	0	0	0	0	0	0	0	0
2.4 Private crop.....	0	0	0	0	0	0	0	0	0	0	0	0
2.5 Private flood.....	0	0	0	0	0	0	0	0	0	0	0	0
3. Farmowners multiple peril.....	0	0	0	0	0	0	0	0	0	0	0	0
4. Homeowners multiple peril.....	0	0	0	0	0	0	0	0	0	0	0	0
5.1 Commercial multiple peril (non-liability portion).....	0	0	0	0	0	0	0	0	0	0	0	0
5.2 Commercial multiple peril (liability portion).....	0	0	0	0	0	0	0	0	0	0	0	0
6. Mortgage guaranty.....	0	0	0	0	0	0	0	0	0	0	0	0
8. Ocean marine.....	0	0	0	0	0	0	0	0	0	0	0	0
9. Inland marine.....	53,159	52,914	0	2,555	33,254	38,646	8,735	0	0	0	18,005	953
10. Financial guaranty.....	0	0	0	0	0	0	0	0	0	0	0	0
11. Medical professional liability.....	0	0	0	0	0	0	0	0	0	0	0	0
12. Earthquake.....	0	0	0	0	0	0	0	0	0	0	0	0
13. Group accident and health (b).....	0	0	0	0	0	0	0	0	0	0	0	0
14. Credit A&H (group and individual).....	0	0	0	0	0	0	0	0	0	0	0	0
15.1 Collectively renewable A&H (b).....	0	0	0	0	0	0	0	0	0	0	0	0
15.2 Non-cancelable A&H (b).....	0	0	0	0	0	0	0	0	0	0	0	0
15.3 Guaranteed renewable A&H (b).....	0	0	0	0	0	0	0	0	0	0	0	0
15.4 Non-renewable for stated reasons only (b).....	0	0	0	0	0	0	0	0	0	0	0	0
15.5 Other accident only.....	0	0	0	0	0	0	0	0	0	0	0	0
15.6 Medicare Title XVIII exempt from state taxes or fees.....	0	0	0	0	0	0	0	0	0	0	0	0
15.7 All other A&H (b).....	0	0	0	0	0	0	0	0	0	0	0	0
15.8 Federal employees health benefits plan premium.....	0	0	0	0	0	0	0	0	0	0	0	0
16. Workers' compensation.....	0	0	0	0	0	0	0	0	0	0	0	0
17.1 Other liability-occurrence.....	0	0	0	0	0	0	0	0	0	0	0	0
17.2 Other liability-claims-made.....	0	0	0	0	0	0	0	0	0	0	0	0
17.3 Excess workers' compensation.....	0	0	0	0	0	0	0	0	0	0	0	0
18. Products liability.....	0	0	0	0	0	0	0	0	0	0	0	0
19.1 Private passenger auto no-fault (personal injury protection).....	0	0	0	0	0	0	0	0	0	0	0	0
19.2 Other private passenger auto liability.....	0	0	0	0	0	0	0	0	0	0	0	0
19.3 Commercial auto no-fault (personal injury protection).....	0	0	0	0	0	0	0	0	0	0	0	0
19.4 Other commercial auto liability.....	0	0	0	0	0	0	0	0	0	0	0	0
21.1 Private passenger auto physical damage.....	0	0	0	0	0	0	0	0	0	0	0	0
21.2 Commercial auto physical damage.....	0	0	0	0	0	0	0	0	0	0	0	0
22. Aircraft (all perils).....	0	0	0	0	0	0	0	0	0	0	0	0
23. Fidelity.....	0	0	0	0	0	0	0	0	0	0	0	0
24. Surety.....	0	0	0	0	0	0	0	0	0	0	0	0
26. Burglary and theft.....	0	0	0	0	0	0	0	0	0	0	0	0
27. Boiler and machinery.....	0	0	0	0	0	0	0	0	0	0	0	0
28. Credit.....	0	0	0	0	0	0	0	0	0	0	0	0
30. Warranty.....	0	0	0	0	0	0	0	0	0	0	0	0
34. Aggregate write-ins for other lines of business.....	0	0	0	0	0	0	0	0	0	0	0	0
35. TOTALS (a).....	53,159	52,914	0	2,555	33,254	38,646	8,735	0	0	0	18,005	953

DETAILS OF WRITE-INS

3401. Credit Unemployment.....	0	0	0	0	0	0	0	0	0	0	0	0
3402. Contract Liability.....	0	0	0	0	0	0	0	0	0	0	0	0
3403.....	0	0	0	0	0	0	0	0	0	0	0	0
3498. Summary of remaining write-ins for Line 34 from overflow page.....	0	0	0	0	0	0	0	0	0	0	0	0
3499. TOTALS (Lines 3401 through 3403 plus 3498) (Line 34 above).....	0	0	0	0	0	0	0	0	0	0	0	0

(a) Finance and service charges not included in Lines 1 to 35 \$.....0.
(b) For health business on indicated lines report: Number of persons insured under PPO managed care products.....0 and number of persons insured under indemnity only products.....0.

EXHIBIT OF PREMIUMS AND LOSSES (Statutory Page 14)



NAIC Group Code....0468 NAIC Company Code....10952

BUSINESS IN THE STATE OF VERMONT DURING THE YEAR

Line of Business	Gross Premiums, Including Policy and Membership Fees, Less Return Premiums and Premiums on Policies not Taken		3 Dividends Paid or Credited to Policyholders on Direct Business	4 Direct Unearned Premium Reserves	5 Direct Losses Paid (deducting salvage)	6 Direct Losses Incurred	7 Direct Losses Unpaid	8 Direct Defense and Cost Containment Expense Paid	9 Direct Defense and Cost Containment Expense Incurred	10 Direct Defense and Cost Containment Expense Unpaid	11 Commissions and Brokerage Expenses	12 Taxes, Licenses and Fees
	1 Direct Premiums Written	2 Direct Premiums Earned										
1. Fire.....	0	0	0	0	0	0	0	0	0	0	0	0
2.1 Allied lines.....	0	0	0	0	0	0	0	0	0	0	0	0
2.2 Multiple peril crop.....	0	0	0	0	0	0	0	0	0	0	0	0
2.3 Federal flood.....	0	0	0	0	0	0	0	0	0	0	0	0
2.4 Private crop.....	0	0	0	0	0	0	0	0	0	0	0	0
2.5 Private flood.....	0	0	0	0	0	0	0	0	0	0	0	0
3. Farmowners multiple peril.....	0	0	0	0	0	0	0	0	0	0	0	0
4. Homeowners multiple peril.....	0	0	0	0	0	0	0	0	0	0	0	0
5.1 Commercial multiple peril (non-liability portion).....	0	0	0	0	0	0	0	0	0	0	0	0
5.2 Commercial multiple peril (liability portion).....	0	0	0	0	0	0	0	0	0	0	0	0
6. Mortgage guaranty.....	0	0	0	0	0	0	0	0	0	0	0	0
8. Ocean marine.....	0	0	0	0	0	0	0	0	0	0	0	0
9. Inland marine.....	674,353	679,150	0	32,408	337,000	330,260	88,525	0	0	0	228,398	12,088
10. Financial guaranty.....	0	0	0	0	0	0	0	0	0	0	0	0
11. Medical professional liability.....	0	0	0	0	0	0	0	0	0	0	0	0
12. Earthquake.....	0	0	0	0	0	0	0	0	0	0	0	0
13. Group accident and health (b).....	0	0	0	0	0	0	0	0	0	0	0	0
14. Credit A&H (group and individual).....	0	0	0	0	0	0	0	0	0	0	0	0
15.1 Collectively renewable A&H (b).....	0	0	0	0	0	0	0	0	0	0	0	0
15.2 Non-cancelable A&H (b).....	0	0	0	0	0	0	0	0	0	0	0	0
15.3 Guaranteed renewable A&H (b).....	0	0	0	0	0	0	0	0	0	0	0	0
15.4 Non-renewable for stated reasons only (b).....	0	0	0	0	0	0	0	0	0	0	0	0
15.5 Other accident only.....	0	0	0	0	0	0	0	0	0	0	0	0
15.6 Medicare Title XVIII exempt from state taxes or fees.....	0	0	0	0	0	0	0	0	0	0	0	0
15.7 All other A&H (b).....	0	0	0	0	0	0	0	0	0	0	0	0
15.8 Federal employees health benefits plan premium.....	0	0	0	0	0	0	0	0	0	0	0	0
16. Workers' compensation.....	0	0	0	0	0	0	0	0	0	0	0	0
17.1 Other liability-occurrence.....	0	0	0	0	0	0	0	0	0	0	0	0
17.2 Other liability-claims-made.....	0	0	0	0	0	0	0	0	0	0	0	0
17.3 Excess workers' compensation.....	0	0	0	0	0	0	0	0	0	0	0	0
18. Products liability.....	0	0	0	0	0	0	0	0	0	0	0	0
19.1 Private passenger auto no-fault (personal injury protection).....	0	0	0	0	0	0	0	0	0	0	0	0
19.2 Other private passenger auto liability.....	0	0	0	0	0	0	0	0	0	0	0	0
19.3 Commercial auto no-fault (personal injury protection).....	0	0	0	0	0	0	0	0	0	0	0	0
19.4 Other commercial auto liability.....	0	0	0	0	0	0	0	0	0	0	0	0
21.1 Private passenger auto physical damage.....	0	0	0	0	0	0	0	0	0	0	0	0
21.2 Commercial auto physical damage.....	0	0	0	0	0	0	0	0	0	0	0	0
22. Aircraft (all perils).....	0	0	0	0	0	0	0	0	0	0	0	0
23. Fidelity.....	0	0	0	0	0	0	0	0	0	0	0	0
24. Surety.....	0	0	0	0	0	0	0	0	0	0	0	0
26. Burglary and theft.....	0	0	0	0	0	0	0	0	0	0	0	0
27. Boiler and machinery.....	0	0	0	0	0	0	0	0	0	0	0	0
28. Credit.....	16,400	12,333	0	19,811	4,550	2,720	885	0	1	10	0	11
30. Warranty.....	0	0	0	0	0	0	0	0	0	0	0	0
34. Aggregate write-ins for other lines of business.....	0	0	0	0	3,359	3,359	0	0	0	0	0	0
35. TOTALS (a).....	690,753	691,483	0	52,219	344,909	336,339	89,410	0	1	10	228,398	12,099

DETAILS OF WRITE-INS

3401. Credit Unemployment.....	0	0	0	0	0	0	0	0	0	0	0	0
3402. Contract Liability.....	0	0	0	0	3,359	3,359	0	0	0	0	0	0
3403.....	0	0	0	0	0	0	0	0	0	0	0	0
3498. Summary of remaining write-ins for Line 34 from overflow page.....	0	0	0	0	0	0	0	0	0	0	0	0
3499. TOTALS (Lines 3401 through 3403 plus 3498) (Line 34 above).....	0	0	0	0	3,359	3,359	0	0	0	0	0	0

(a) Finance and service charges not included in Lines 1 to 35 \$.....0.

(b) For health business on indicated lines report: Number of persons insured under PPO managed care products.....0 and number of persons insured under indemnity only products.....0.

EXHIBIT OF PREMIUMS AND LOSSES (Statutory Page 14)



NAIC Group Code....0468 NAIC Company Code....10952

BUSINESS IN THE STATE OF WASHINGTON DURING THE YEAR

Line of Business	Gross Premiums, Including Policy and Membership Fees, Less Return Premiums and Premiums on Policies not Taken		3 Dividends Paid or Credited to Policyholders on Direct Business	4 Direct Unearned Premium Reserves	5 Direct Losses Paid (deducting salvage)	6 Direct Losses Incurred	7 Direct Losses Unpaid	8 Direct Defense and Cost Containment Expense Paid	9 Direct Defense and Cost Containment Expense Incurred	10 Direct Defense and Cost Containment Expense Unpaid	11 Commissions and Brokerage Expenses	12 Taxes, Licenses and Fees
	1 Direct Premiums Written	2 Direct Premiums Earned										
1. Fire.....	0	0	0	0	0	0	0	0	0	0	0	0
2.1 Allied lines.....	0	0	0	0	0	0	0	0	0	0	0	0
2.2 Multiple peril crop.....	0	0	0	0	0	0	0	0	0	0	0	0
2.3 Federal flood.....	0	0	0	0	0	0	0	0	0	0	0	0
2.4 Private crop.....	0	0	0	0	0	0	0	0	0	0	0	0
2.5 Private flood.....	0	0	0	0	0	0	0	0	0	0	0	0
3. Farmowners multiple peril.....	0	0	0	0	0	0	0	0	0	0	0	0
4. Homeowners multiple peril.....	0	0	0	0	0	0	0	0	0	0	0	0
5.1 Commercial multiple peril (non-liability portion).....	0	0	0	0	0	0	0	0	0	0	0	0
5.2 Commercial multiple peril (liability portion).....	0	0	0	0	0	0	0	0	0	0	0	0
6. Mortgage guaranty.....	0	0	0	0	0	0	0	0	0	0	0	0
8. Ocean marine.....	0	0	0	0	0	0	0	0	0	0	0	0
9. Inland marine.....	9,003,647	9,034,535	0	432,702	4,371,604	4,489,686	1,148,355	0	0	0	3,049,470	161,399
10. Financial guaranty.....	0	0	0	0	0	0	0	0	0	0	0	0
11. Medical professional liability.....	0	0	0	0	0	0	0	0	0	0	0	0
12. Earthquake.....	0	0	0	0	0	0	0	0	0	0	0	0
13. Group accident and health (b).....	45	45	0	0	0	0	0	0	0	0	13	1
14. Credit A&H (group and individual).....	2	2	0	0	0	0	0	0	0	0	0	0
15.1 Collectively renewable A&H (b).....	0	0	0	0	0	0	0	0	0	0	0	0
15.2 Non-cancelable A&H (b).....	0	10	0	0	0	0	0	0	0	0	0	0
15.3 Guaranteed renewable A&H (b).....	0	0	0	0	0	0	0	0	0	0	0	0
15.4 Non-renewable for stated reasons only (b).....	0	0	0	0	0	0	0	0	0	0	0	0
15.5 Other accident only.....	0	0	0	0	0	0	0	0	0	0	0	0
15.6 Medicare Title XVIII exempt from state taxes or fees.....	0	0	0	0	0	0	0	0	0	0	0	0
15.7 All other A&H (b).....	0	0	0	0	0	0	0	0	0	0	0	0
15.8 Federal employees health benefits plan premium.....	0	0	0	0	0	0	0	0	0	0	0	0
16. Workers' compensation.....	0	0	0	0	0	0	0	0	0	0	0	0
17.1 Other liability-occurrence.....	0	0	0	0	0	0	0	0	0	0	0	0
17.2 Other liability-claims-made.....	0	0	0	0	0	0	0	0	0	0	0	0
17.3 Excess workers' compensation.....	0	0	0	0	0	0	0	0	0	0	0	0
18. Products liability.....	0	0	0	0	0	0	0	0	0	0	0	0
19.1 Private passenger auto no-fault (personal injury protection).....	0	0	0	0	0	0	0	0	0	0	0	0
19.2 Other private passenger auto liability.....	0	0	0	0	0	0	0	0	0	0	0	0
19.3 Commercial auto no-fault (personal injury protection).....	0	0	0	0	0	0	0	0	0	0	0	0
19.4 Other commercial auto liability.....	0	0	0	0	0	0	0	0	0	0	0	0
21.1 Private passenger auto physical damage.....	0	0	0	0	0	0	0	0	0	0	0	0
21.2 Commercial auto physical damage.....	0	0	0	0	0	0	0	0	0	0	0	0
22. Aircraft (all perils).....	0	0	0	0	0	0	0	0	0	0	0	0
23. Fidelity.....	0	0	0	0	0	0	0	0	0	0	0	0
24. Surety.....	0	0	0	0	0	0	0	0	0	0	0	0
26. Burglary and theft.....	0	0	0	0	0	0	0	0	0	0	0	0
27. Boiler and machinery.....	0	0	0	0	0	0	0	0	0	0	0	0
28. Credit.....	940,782	615,049	0	1,434,042	270,987	291,155	52,685	0	67	572	0	641
30. Warranty.....	0	0	0	0	0	0	0	0	0	0	0	0
34. Aggregate write-ins for other lines of business.....	87,078	84,301	0	25,075	69,363	69,062	20,066	0	0	0	19,446	628
35. TOTALS (a).....	10,031,554	9,733,942	0	1,891,819	4,711,954	4,849,903	1,221,106	0	67	572	3,068,929	162,669

DETAILS OF WRITE-INS

3401. Credit Unemployment.....	31,513	31,513	0	0	1,393	(505)	958	0	0	0	1,597	628
3402. Contract Liability.....	55,565	52,788	0	25,075	67,970	69,567	19,108	0	0	0	17,849	0
3403.....	0	0	0	0	0	0	0	0	0	0	0	0
3498. Summary of remaining write-ins for Line 34 from overflow page.....	0	0	0	0	0	0	0	0	0	0	0	0
3499. TOTALS (Lines 3401 through 3403 plus 3498) (Line 34 above).....	87,078	84,301	0	25,075	69,363	69,062	20,066	0	0	0	19,446	628

(a) Finance and service charges not included in Lines 1 to 35 \$.....0.

(b) For health business on indicated lines report: Number of persons insured under PPO managed care products.....0 and number of persons insured under indemnity only products.....0.

EXHIBIT OF PREMIUMS AND LOSSES (Statutory Page 14)



NAIC Group Code.....0468 NAIC Company Code....10952

BUSINESS IN THE STATE OF WISCONSIN DURING THE YEAR

Line of Business	Gross Premiums, Including Policy and Membership Fees, Less Return Premiums and Premiums on Policies not Taken		3 Dividends Paid or Credited to Policyholders on Direct Business	4 Direct Unearned Premium Reserves	5 Direct Losses Paid (deducting salvage)	6 Direct Losses Incurred	7 Direct Losses Unpaid	8 Direct Defense and Cost Containment Expense Paid	9 Direct Defense and Cost Containment Expense Incurred	10 Direct Defense and Cost Containment Expense Unpaid	11 Commissions and Brokerage Expenses	12 Taxes, Licenses and Fees
	1 Direct Premiums Written	2 Direct Premiums Earned										
1. Fire.....	0	0	0	0	0	0	0	0	0	0	0	0
2.1 Allied lines.....	0	0	0	0	0	0	0	0	0	0	0	0
2.2 Multiple peril crop.....	0	0	0	0	0	0	0	0	0	0	0	0
2.3 Federal flood.....	0	0	0	0	0	0	0	0	0	0	0	0
2.4 Private crop.....	0	0	0	0	0	0	0	0	0	0	0	0
2.5 Private flood.....	0	0	0	0	0	0	0	0	0	0	0	0
3. Farmowners multiple peril.....	0	0	0	0	0	0	0	0	0	0	0	0
4. Homeowners multiple peril.....	0	0	0	0	0	0	0	0	0	0	0	0
5.1 Commercial multiple peril (non-liability portion).....	0	0	0	0	0	0	0	0	0	0	0	0
5.2 Commercial multiple peril (liability portion).....	0	0	0	0	0	0	0	0	0	0	0	0
6. Mortgage guaranty.....	0	0	0	0	0	0	0	0	0	0	0	0
8. Ocean marine.....	0	0	0	0	0	0	0	0	0	0	0	0
9. Inland marine.....	4,336,364	4,323,541	0	208,399	2,324,774	2,527,230	610,683	0	0	0	1,468,695	77,734
10. Financial guaranty.....	0	0	0	0	0	0	0	0	0	0	0	0
11. Medical professional liability.....	0	0	0	0	0	0	0	0	0	0	0	0
12. Earthquake.....	0	0	0	0	0	0	0	0	0	0	0	0
13. Group accident and health (b).....	1,373	1,378	0	10	0	0	0	0	0	0	408	28
14. Credit A&H (group and individual).....	8,135	8,135	0	0	5,175	6,819	5,155	0	0	0	533	162
15.1 Collectively renewable A&H (b).....	0	0	0	0	0	0	0	0	0	0	0	0
15.2 Non-cancelable A&H (b).....	117	105	0	12	0	1	8	0	0	0	6	2
15.3 Guaranteed renewable A&H (b).....	0	0	0	0	0	0	0	0	0	0	0	0
15.4 Non-renewable for stated reasons only (b).....	0	0	0	0	0	0	0	0	0	0	0	0
15.5 Other accident only.....	0	0	0	0	0	0	0	0	0	0	0	0
15.6 Medicare Title XVIII exempt from state taxes or fees.....	0	0	0	0	0	0	0	0	0	0	0	0
15.7 All other A&H (b).....	0	0	0	0	0	0	0	0	0	0	0	0
15.8 Federal employees health benefits plan premium.....	0	0	0	0	0	0	0	0	0	0	0	0
16. Workers' compensation.....	0	0	0	0	0	0	0	0	0	0	0	0
17.1 Other liability-occurrence.....	0	0	0	0	0	0	0	0	0	0	0	0
17.2 Other liability-claims-made.....	0	0	0	0	0	0	0	0	0	0	0	0
17.3 Excess workers' compensation.....	0	0	0	0	0	0	0	0	0	0	0	0
18. Products liability.....	0	0	0	0	0	0	0	0	0	0	0	0
19.1 Private passenger auto no-fault (personal injury protection).....	0	0	0	0	0	0	0	0	0	0	0	0
19.2 Other private passenger auto liability.....	0	0	0	0	0	0	0	0	0	0	0	0
19.3 Commercial auto no-fault (personal injury protection).....	0	0	0	0	0	0	0	0	0	0	0	0
19.4 Other commercial auto liability.....	0	0	0	0	0	0	0	0	0	0	0	0
21.1 Private passenger auto physical damage.....	0	0	0	0	0	0	0	0	0	0	0	0
21.2 Commercial auto physical damage.....	0	0	0	0	0	0	0	0	0	0	0	0
22. Aircraft (all perils).....	0	0	0	0	0	0	0	0	0	0	0	0
23. Fidelity.....	0	0	0	0	0	0	0	0	0	0	0	0
24. Surety.....	0	0	0	0	0	0	0	0	0	0	0	0
26. Burglary and theft.....	0	0	0	0	0	0	0	0	0	0	0	0
27. Boiler and machinery.....	0	0	0	0	0	0	0	0	0	0	0	0
28. Credit.....	145,930	(27,929)	0	266,638	190,999	193,273	37,134	0	48	403	0	99
30. Warranty.....	0	0	0	0	0	0	0	0	0	0	0	0
34. Aggregate write-ins for other lines of business.....	34,929	34,771	0	3,657	42,395	43,033	5,102	0	0	0	3,963	535
35. TOTALS (a).....	4,526,848	4,340,001	0	478,716	2,563,343	2,770,356	658,082	0	48	403	1,473,605	78,560

DETAILS OF WRITE-INS

3401. Credit Unemployment.....	26,824	26,824	0	0	1,216	1,816	2,315	0	0	0	1,360	535
3402. Contract Liability.....	8,105	7,947	0	3,657	41,179	41,217	2,787	0	0	0	2,603	0
3403.....	0	0	0	0	0	0	0	0	0	0	0	0
3498. Summary of remaining write-ins for Line 34 from overflow page.....	0	0	0	0	0	0	0	0	0	0	0	0
3499. TOTALS (Lines 3401 through 3403 plus 3498) (Line 34 above).....	34,929	34,771	0	3,657	42,395	43,033	5,102	0	0	0	3,963	535

(a) Finance and service charges not included in Lines 1 to 35 \$.....0.

(b) For health business on indicated lines report: Number of persons insured under PPO managed care products.....0 and number of persons insured under indemnity only products.....0.

EXHIBIT OF PREMIUMS AND LOSSES (Statutory Page 14)



NAIC Group Code.....0468 NAIC Company Code....10952

BUSINESS IN THE STATE OF WEST VIRGINIA DURING THE YEAR

Line of Business	Gross Premiums, Including Policy and Membership Fees, Less Return Premiums and Premiums on Policies not Taken		3 Dividends Paid or Credited to Policyholders on Direct Business	4 Direct Unearned Premium Reserves	5 Direct Losses Paid (deducting salvage)	6 Direct Losses Incurred	7 Direct Losses Unpaid	8 Direct Defense and Cost Containment Expense Paid	9 Direct Defense and Cost Containment Expense Incurred	10 Direct Defense and Cost Containment Expense Unpaid	11 Commissions and Brokerage Expenses	12 Taxes, Licenses and Fees
	1 Direct Premiums Written	2 Direct Premiums Earned										
1. Fire.....	0	0	0	0	0	0	0	0	0	0	0	0
2.1 Allied lines.....	0	0	0	0	0	0	0	0	0	0	0	0
2.2 Multiple peril crop.....	0	0	0	0	0	0	0	0	0	0	0	0
2.3 Federal flood.....	0	0	0	0	0	0	0	0	0	0	0	0
2.4 Private crop.....	0	0	0	0	0	0	0	0	0	0	0	0
2.5 Private flood.....	0	0	0	0	0	0	0	0	0	0	0	0
3. Farmowners multiple peril.....	0	0	0	0	0	0	0	0	0	0	0	0
4. Homeowners multiple peril.....	0	0	0	0	0	0	0	0	0	0	0	0
5.1 Commercial multiple peril (non-liability portion).....	0	0	0	0	0	0	0	0	0	0	0	0
5.2 Commercial multiple peril (liability portion).....	0	0	0	0	0	0	0	0	0	0	0	0
6. Mortgage guaranty.....	0	0	0	0	0	0	0	0	0	0	0	0
8. Ocean marine.....	0	0	0	0	0	0	0	0	0	0	0	0
9. Inland marine.....	866,728	871,761	0	41,654	608,904	674,129	159,950	0	0	0	293,554	15,537
10. Financial guaranty.....	0	0	0	0	0	0	0	0	0	0	0	0
11. Medical professional liability.....	0	0	0	0	0	0	0	0	0	0	0	0
12. Earthquake.....	0	0	0	0	0	0	0	0	0	0	0	0
13. Group accident and health (b).....	0	0	0	0	0	0	0	0	0	0	0	0
14. Credit A&H (group and individual).....	0	0	0	0	0	0	0	0	0	0	0	0
15.1 Collectively renewable A&H (b).....	0	0	0	0	0	0	0	0	0	0	0	0
15.2 Non-cancelable A&H (b).....	164	158	0	17	0	0	0	0	0	0	9	3
15.3 Guaranteed renewable A&H (b).....	0	0	0	0	0	0	0	0	0	0	0	0
15.4 Non-renewable for stated reasons only (b).....	0	0	0	0	0	0	0	0	0	0	0	0
15.5 Other accident only.....	0	0	0	0	0	0	0	0	0	0	0	0
15.6 Medicare Title XVIII exempt from state taxes or fees.....	0	0	0	0	0	0	0	0	0	0	0	0
15.7 All other A&H (b).....	0	0	0	0	0	0	0	0	0	0	0	0
15.8 Federal employees health benefits plan premium.....	0	0	0	0	0	0	0	0	0	0	0	0
16. Workers' compensation.....	0	0	0	0	0	0	0	0	0	0	0	0
17.1 Other liability-occurrence.....	0	0	0	0	0	0	0	0	0	0	0	0
17.2 Other liability-claims-made.....	0	0	0	0	0	0	0	0	0	0	0	0
17.3 Excess workers' compensation.....	0	0	0	0	0	0	0	0	0	0	0	0
18. Products liability.....	0	0	0	0	0	0	0	0	0	0	0	0
19.1 Private passenger auto no-fault (personal injury protection).....	0	0	0	0	0	0	0	0	0	0	0	0
19.2 Other private passenger auto liability.....	0	0	0	0	0	0	0	0	0	0	0	0
19.3 Commercial auto no-fault (personal injury protection).....	0	0	0	0	0	0	0	0	0	0	0	0
19.4 Other commercial auto liability.....	0	0	0	0	0	0	0	0	0	0	0	0
21.1 Private passenger auto physical damage.....	0	0	0	0	0	0	0	0	0	0	0	0
21.2 Commercial auto physical damage.....	0	0	0	0	0	0	0	0	0	0	0	0
22. Aircraft (all perils).....	0	0	0	0	0	0	0	0	0	0	0	0
23. Fidelity.....	0	0	0	0	0	0	0	0	0	0	0	0
24. Surety.....	0	0	0	0	0	0	0	0	0	0	0	0
26. Burglary and theft.....	0	0	0	0	0	0	0	0	0	0	0	0
27. Boiler and machinery.....	0	0	0	0	0	0	0	0	0	0	0	0
28. Credit.....	35,161	302,073	0	70,575	44,907	47,910	8,731	0	11	95	0	24
30. Warranty.....	0	0	0	0	0	0	0	0	0	0	0	0
34. Aggregate write-ins for other lines of business.....	352	352	0	0	9,079	9,898	819	0	0	0	18	7
35. TOTALS (a).....	902,405	1,174,344	0	112,246	662,890	731,937	169,500	0	11	95	293,581	15,571

DETAILS OF WRITE-INS

3401. Credit Unemployment.....	352	352	0	0	1,190	2,009	819	0	0	0	18	7
3402. Contract Liability.....	0	0	0	0	7,889	7,889	0	0	0	0	0	0
3403.....	0	0	0	0	0	0	0	0	0	0	0	0
3498. Summary of remaining write-ins for Line 34 from overflow page.....	0	0	0	0	0	0	0	0	0	0	0	0
3499. TOTALS (Lines 3401 through 3403 plus 3498) (Line 34 above).....	352	352	0	0	9,079	9,898	819	0	0	0	18	7

(a) Finance and service charges not included in Lines 1 to 35 \$.....0.

(b) For health business on indicated lines report: Number of persons insured under PPO managed care products.....0 and number of persons insured under indemnity only products.....0.

EXHIBIT OF PREMIUMS AND LOSSES (Statutory Page 14)



NAIC Group Code....0468 NAIC Company Code....10952

BUSINESS IN THE STATE OF WYOMING DURING THE YEAR

Line of Business	Gross Premiums, Including Policy and Membership Fees, Less Return Premiums and Premiums on Policies not Taken		3 Dividends Paid or Credited to Policyholders on Direct Business	4 Direct Unearned Premium Reserves	5 Direct Losses Paid (deducting salvage)	6 Direct Losses Incurred	7 Direct Losses Unpaid	8 Direct Defense and Cost Containment Expense Paid	9 Direct Defense and Cost Containment Expense Incurred	10 Direct Defense and Cost Containment Expense Unpaid	11 Commissions and Brokerage Expenses	12 Taxes, Licenses and Fees
	1 Direct Premiums Written	2 Direct Premiums Earned										
1. Fire.....	0	0	0	0	0	0	0	0	0	0	0	0
2.1 Allied lines.....	0	0	0	0	0	0	0	0	0	0	0	0
2.2 Multiple peril crop.....	0	0	0	0	0	0	0	0	0	0	0	0
2.3 Federal flood.....	0	0	0	0	0	0	0	0	0	0	0	0
2.4 Private crop.....	0	0	0	0	0	0	0	0	0	0	0	0
2.5 Private flood.....	0	0	0	0	0	0	0	0	0	0	0	0
3. Farmowners multiple peril.....	0	0	0	0	0	0	0	0	0	0	0	0
4. Homeowners multiple peril.....	0	0	0	0	0	0	0	0	0	0	0	0
5.1 Commercial multiple peril (non-liability portion).....	0	0	0	0	0	0	0	0	0	0	0	0
5.2 Commercial multiple peril (liability portion).....	0	0	0	0	0	0	0	0	0	0	0	0
6. Mortgage guaranty.....	0	0	0	0	0	0	0	0	0	0	0	0
8. Ocean marine.....	0	0	0	0	0	0	0	0	0	0	0	0
9. Inland marine.....	573,211	568,707	0	27,548	275,101	305,000	72,265	0	0	0	194,143	10,275
10. Financial guaranty.....	0	0	0	0	0	0	0	0	0	0	0	0
11. Medical professional liability.....	0	0	0	0	0	0	0	0	0	0	0	0
12. Earthquake.....	0	0	0	0	0	0	0	0	0	0	0	0
13. Group accident and health (b).....	44	44	0	0	0	0	0	0	0	0	13	1
14. Credit A&H (group and individual).....	3,170	3,170	0	0	0	0	0	0	0	0	208	63
15.1 Collectively renewable A&H (b).....	0	0	0	0	0	0	0	0	0	0	0	0
15.2 Non-cancelable A&H (b).....	0	0	0	0	0	0	0	0	0	0	0	0
15.3 Guaranteed renewable A&H (b).....	0	0	0	0	0	0	0	0	0	0	0	0
15.4 Non-renewable for stated reasons only (b).....	0	0	0	0	0	0	0	0	0	0	0	0
15.5 Other accident only.....	0	0	0	0	0	0	0	0	0	0	0	0
15.6 Medicare Title XVIII exempt from state taxes or fees.....	0	0	0	0	0	0	0	0	0	0	0	0
15.7 All other A&H (b).....	0	0	0	0	0	0	0	0	0	0	0	0
15.8 Federal employees health benefits plan premium.....	0	0	0	0	0	0	0	0	0	0	0	0
16. Workers' compensation.....	0	0	0	0	0	0	0	0	0	0	0	0
17.1 Other liability-occurrence.....	0	0	0	0	0	0	0	0	0	0	0	0
17.2 Other liability-claims-made.....	0	0	0	0	0	0	0	0	0	0	0	0
17.3 Excess workers' compensation.....	0	0	0	0	0	0	0	0	0	0	0	0
18. Products liability.....	0	0	0	0	0	0	0	0	0	0	0	0
19.1 Private passenger auto no-fault (personal injury protection).....	0	0	0	0	0	0	0	0	0	0	0	0
19.2 Other private passenger auto liability.....	0	0	0	0	0	0	0	0	0	0	0	0
19.3 Commercial auto no-fault (personal injury protection).....	0	0	0	0	0	0	0	0	0	0	0	0
19.4 Other commercial auto liability.....	0	0	0	0	0	0	0	0	0	0	0	0
21.1 Private passenger auto physical damage.....	0	0	0	0	0	0	0	0	0	0	0	0
21.2 Commercial auto physical damage.....	0	0	0	0	0	0	0	0	0	0	0	0
22. Aircraft (all perils).....	0	0	0	0	0	0	0	0	0	0	0	0
23. Fidelity.....	0	0	0	0	0	0	0	0	0	0	0	0
24. Surety.....	0	0	0	0	0	0	0	0	0	0	0	0
26. Burglary and theft.....	0	0	0	0	0	0	0	0	0	0	0	0
27. Boiler and machinery.....	0	0	0	0	0	0	0	0	0	0	0	0
28. Credit.....	38,157	7,304	0	30,856	0	(1,109)	0	0	0	0	0	26
30. Warranty.....	0	0	0	0	0	0	0	0	0	0	0	0
34. Aggregate write-ins for other lines of business.....	5,055	5,055	0	0	1,268	1,283	212	0	0	0	256	101
35. TOTALS (a).....	619,637	584,280	0	58,404	276,369	305,174	72,477	0	0	0	194,620	10,466

DETAILS OF WRITE-INS

3401. Credit Unemployment.....	5,055	5,055	0	0	0	15	212	0	0	0	256	101
3402. Contract Liability.....	0	0	0	0	1,268	1,268	0	0	0	0	0	0
3403.....	0	0	0	0	0	0	0	0	0	0	0	0
3498. Summary of remaining write-ins for Line 34 from overflow page.....	0	0	0	0	0	0	0	0	0	0	0	0
3499. TOTALS (Lines 3401 through 3403 plus 3498) (Line 34 above).....	5,055	5,055	0	0	1,268	1,283	212	0	0	0	256	101

(a) Finance and service charges not included in Lines 1 to 35 \$.....0.

(b) For health business on indicated lines report: Number of persons insured under PPO managed care products.....0 and number of persons insured under indemnity only products.....0.

SCHEDULE F - PART 1

Assumed Reinsurance as of December 31, Current Year (000 Omitted)

1	2	3	4	5	Reinsurance On			9	10	11	12	13	14	15
					6	7	8							
ID Number	NAIC Company Code	Name of Reinsured	Domiciliary Jurisdiction	Assumed Premium	Paid Losses and Loss Adjustment Expenses	Known Case Losses and LAE	Cols. 6 + 7	Contingent Commissions Payable	Assumed Premiums Receivable	Unearned Premium	Funds Held by or Deposited With Reinsured Companies	Letters of Credit Posted	Amount of Assets Pledged or Compensating Balances to Secure Letters of Credit	Amount of Assets Pledged or Collateral Held in Trust
Other U. S. Unaffiliated Insurers														
76-0375550..	00000.....	GULF STATES MECHANICAL BREAKDOWN INS CO (Credit).....	LA.....00000000000
76-0375550..	00000.....	GULF STATES MECHANICAL BREAKDOWN INS CO (Contract).....	LA.....00000080000
20-8251511..	12870.....	SENTRUITY CAS CO (VSC).....	TX.....00000010000
20-8251511..	12870.....	SENTRUITY CAS CO (vWarranty).....	TX.....(8)000001470000
13-2997499..	38776.....	SIRIUS AMER INS CO (Credit).....	NY.....00000000000
13-2997499..	38776.....	SIRIUS AMER INS CO (Contract Liability).....	NY.....00000000000
36-0719665..	19232.....	ALLSTATE INSURANCE COMPANY.....	IL.....007387380000000
52-2048110..	19720.....	AMERICAN ALT INS CORP (AMERICAN UNION).....	DE.....002662660000000
13-5124990..	19380.....	AMERICAN HOME ASSURANCE COMPANY.....	NY.....007197190000000
13-5358230..	24678.....	ARROWOOD IND CO (SECURITY INS CO OF HARTFORD).....	DE.....001171170000000
13-4934590..	19895.....	ATLANTIC MUTUAL INSURANC COMPANY.....	NY.....00110000000
47-0574325..	32603.....	BERKLEY INSURANCE COMPANY.....	DE.....0067670000000
22-2405591..	41386.....	CHUBB INSURANCE COMPANY.....	NJ.....005385380000000
23-2088429..	90859.....	CIGNA/1792/AETNA INSURANCE COMPANY.....	DE.....00000000000
47-0490411..	31127.....	COLUMBIA CASUALTY COMPANY.....	IL.....001521520000000
36-2114545..	20443.....	CONTINENTAL CASUALTY COMPANY.....	IL.....002252250000000
53-0075853..	22063.....	GOVERNMENT EMPLOYEES INSURANCE CO.....	MD.....004974970000000
23-0723970..	22713.....	INSURANCE COMPANY OF NORTH AMERICA.....	PA.....003163160000000
25-1149494..	19437.....	LEXINGTON INSURANCE COMPANY.....	DE.....002042040000000
13-3531373..	10006.....	PARTNER RE INS CO OF NY/SAFR.....	NY.....001041040000000
23-1642962..	12262.....	PENNSYLVANIA MANUFACTURERS ASSN INS CO.....	PA.....011461470000000
13-1188550..	15059.....	PUBLIC SERVICE INS CO.....	IL.....00000000000
23-0580680..	24457.....	RELIANCE INSURANCE CO/PLANET INS CO.....	PA.....00000000000
95-2801326..	22179.....	REPUBLIC INDEMNITY COMPANY OF AMERICA.....	CA.....001071070000000
75-1670124..	38318.....	REPUBLIC INSURANCE COMPANY.....	TX.....00000000000
22-1272390..	12572.....	SELECTIVE INSURANCE CO OF AMERICA/BRUNS.....	NJ.....00110000000
88-0119246..	28460.....	SENTRY CASUALTY COMPANY.....	WI.....003343340000000
13-2997499..	38776.....	SIRIUS AMERICA INS CO (FOLKSAMERICA RE).....	NY.....00000000000
13-2997499..	38776.....	SIRIUS AMERICA INS CO (MONY RE).....	NY.....00000000000
63-0202590..	22276.....	STONEWALL INSURANCE COMPANY.....	NE.....001331330000000
13-1675535..	25364.....	SWISS RE (AMER CORP/KEMPER RE/KEMPER RE CO LTD).....	NY.....00000000000
94-1517098..	25534.....	TIG INSURANCE CO/SYNCORP.....	CA.....002002000000000
13-4032666..	10945.....	TOKIO MARINE & NICHIDO FIRE INS CO.....	NY.....0142943080000000
13-5616275..	19453.....	TRANSATLANTIC REINSURANCE COMPANY.....	NY.....004544540000000
06-1117063..	34894.....	TRENWICK AMERICA REINSURANCE CORP/ex CHARTWELL.....	CT.....00110000000
52-0515280..	25887.....	US FIDELITY & GUARANTY CORP.....	CT.....057767810000000
0999998..	Other U. S. Unaffiliated Insurers for which the total of column 8 is less than \$100,000.....		008068060000000
0999999..	Other U. S. Unaffiliated Insurers.....		(8)207,1967,216001560000

SCHEDULE F - PART 1

Assumed Reinsurance as of December 31, Current Year (000 Omitted)

1 ID Number	2 NAIC Company Code	3 Name of Reinsured	4 Domiciliary Jurisdiction	5 Assumed Premium	Reinsurance On			9 Contingent Commissions Payable	10 Assumed Premiums Receivable	11 Unearned Premium	12 Funds Held by or Deposited With Reinsured Companies	13 Letters of Credit Posted	14 Amount of Assets Pledged or Compensating Balances to Secure Letters of Credit	15 Amount of Assets Pledged or Collateral Held in Trust
					6 Paid Losses and Loss Adjustment Expenses	7 Known Case Losses and LAE	8 Cols. 6 + 7							
Pools and Associations - Voluntary Pools														
1199998.	Pools and Associations for which the total of column 8 is less than \$100,000-Voluntary.....		0(3)1180000000
1199999.	Pools and Associations - Voluntary Pools.....		0(3)1180000000
1299999.	Total Pools and Associations.....		0(3)1180000000
Other Non-U. S. Insurers														
1399998.	Other Non-U. S. Insurers for which the total of column 8 is less than \$100,000.....		0130130000000
1399999.	Other Non-U. S. Insurers.....		0130130000000
9999999.	Totals.....		(8)307,2077,237001560000

SCHEDULE F - PART 2

Premium Portfolio Reinsurance Effectored or (Canceled) during Current Year

1	2	3	4	5	6
ID Number	NAIC Company Code	Name of Company	Date of Contract	Original Premium	Reinsurance Premium

NONE

SCHEDULE F - PART 3

Ceded Reinsurance as of December 31, Current Year (000 Omitted)

1	2	3	4	5	6	Reinsurance Recoverable on									Reinsurance Payable		18	19
						7	8	9	10	11	12	13	14	15	16	17		
ID Number	NAIC Company Code	Name of Reinsurer	Domiciliary Jurisdiction	Special Code	Reinsurance Premiums Ceded	Paid Losses	Paid LAE	Known Case Loss Reserves	Known Case LAE Reserves	IBNR Loss Reserves	IBNR LAE Reserves	Unearned Premiums	Contingent Commissions	Cols. 7 through 14 Totals	Ceded Balances Payable	Other Amounts Due to Reinsurers		
Authorized Other U.S. Unaffiliated Insurers																		
06-1323069.	91785...	AMERICAN PHOENIX LIFE & REASSUR CO.....	CT.....	01097131601500286002860
52-0266645.	20532...	CLARENDON NATL INS CO.....	IL.....	01,00702323162354001,947001,9470
AA-9995114	0.....	COMP RE FACILITY (GEN RE).....	PA.....	0123040665600241002410
AA-9995114	0.....	COMP RE FACILITY (HANNOVER RE).....	PA.....	0503050001300130
AA-9995114	0.....	COMP RE FACILITY (PHOENIX LIFE).....	PA.....	06040665600124001240
AA-9995114	0.....	COMP RE FACILITY (SWISS RE).....	PA.....	08007014100103001030
36-2114545.	20443...	CONTINENTAL CASUALTY CO (1997).....	IL.....	046203,69001,217131005,498005,4980
36-2114545.	20443...	CONTINENTAL CASUALTY CO (1998).....	IL.....	0004,39901,614177006,190006,1900
04-2461439.	79065...	DELAWARE LIFE INS CO.....	DE.....	07080971316036001,013001,0130
38-2145898.	33499...	DORINCO REIN CO.....	MI.....	0(17)0141202002000200
13-2572994.	86258...	GENERAL RE LIFE CORP (WC).....	CT.....	062801,2401591,486150003,663003,6630
13-2572994.	86258...	GENERAL RE LIFE CORP (BL).....	CT.....	00000000000000
13-3029255.	39322...	GENERAL SECURITY NATL INS CO.....	NY.....	0(17)0141202002000200
13-5617450.	11231...	GENERALI US BRANCH.....	NY.....	17(1)0000000(1)00(1)0
01-0233346.	65838...	JOHN HANCOCK LIFE INS CO (USA) (JH).....	MI.....	085002903848145001,704001,7040
01-0233346.	65838...	JOHN HANCOCK LIFE INS CO (USA) (ML).....	MI.....	0920001631200268002680
35-0472300.	65676...	LINCOLN NATL LIFE INS CO.....	IN.....	058403214078768001,800001,8000
23-2044256.	76694...	LONDON LIFE REINS CO.....	PA.....	047039576700174001740
58-0828824.	66346...	MUNICH AMER REASUR CO.....	GA.....	0(6)0101110080080
13-4924125.	10227...	MUNICH REINS AMER INC.....	DE.....	0(9)011171001000100
47-0698507.	23680...	ODYSSEY REINS CO.....	CT.....	0(78)0717837009100910
72-0281240.	67539...	PAN-AMERICAN LIFE INS CO.....	LA.....	040121544007400740
06-0493340.	67814...	PHOENIX LIFE INS CO.....	NY.....	0190217271882100473004730
36-3030511.	37257...	PRAETORIAN INS CO.....	PA.....	0(27)0222333003300330
43-1235868.	93572...	RGA REINS CO.....	MO.....	0(0)000151001600160
75-1444207.	30058...	SCOR REINS CO.....	NY.....	0(33)0273403004000400
20-8251511.	12870...	SENTRUITY CAS CO.....	TX.....	(2)(0)040108609100910
13-2997499.	38776...	SIRIUS AMER INS CO.....	NY.....	0(4)030500050050
13-5616275.	19453...	TRANSATLANTIC REINS CO.....	NY.....	0(15)0121182001800180
01-0278678.	62235...	UNUM LIFE INS CO OF AMER.....	ME.....	01,06903274241821001,877001,8770
0999999.	Total Authorized Other U.S. Unaffiliated Insurers.....			155,480011,2304007,83077586025,8000025,8000
Authorized Other Non-U.S. Insurers																		
AA-1126435	0.....	LLOYD'S SYNDICATE NUMBER 0435 (WC)	GBR.....	0(3)0243212004700470
AA-1126570	0.....	LLOYD'S SYNDICATE NUMBER 0570 (WC)	GBR.....	0(1)07161001300130
AA-1126590	0.....	LLOYD'S SYNDICATE NUMBER 0590 (WC)	GBR.....	0(0)05150001100110
AA-1126991	0.....	LLOYD'S SYNDICATE NUMBER 0991 (WC)	GBR.....	0(1)010100010010
AA-1127223	0.....	LLOYD'S SYNDICATE NUMBER 1223 (WC).....	GBR.....	0(1)030200050050

SCHEDULE F - PART 3

Ceded Reinsurance as of December 31, Current Year (000 Omitted)

1 ID Number	2 NAIC Company Code	3 Name of Reinsurer	4 Domiciliary Jurisdiction	5 Special Code	6 Reinsurance Premiums Ceded	Reinsurance Recoverable on										Reinsurance Payable		18 Net Amount Recoverable From Reinsurers Col. 15-[16+17]	19 Funds Held By Company Under Reinsurance Treaties
						7 Paid Losses	8 Paid LAE	9 Known Case Loss Reserves	10 Known Case LAE Reserves	11 IBNR Loss Reserves	12 IBNR LAE Reserves	13 Unearned Premiums	14 Contingent Commissions	15 Cols. 7 through 14 Totals	16 Ceded Balances Payable	17 Other Amounts Due to Reinsurers			
AA-1128591	0.....	LLOYD'S SYNDICATE NUMBER 2591 (WC)	GBR.....0(0)041400090090	
AA-1121480	0.....	UNIONAMERICA INS CO LTD.....	GBR.....0650174221511700428004280	
1299999	Total Authorized Other Non-U.S. Insurers.....			0600217271882100513005130	
1399999	Total Authorized.....			155,540011,4474278,01879586026,3130026,3130	

Unauthorized Other U.S. Unaffiliated Insurers

74-2195939	42374...	HOUSTON CAS CO	TX.....025602,0362631,885206004,646004,6460
20-1654390	0.....	NEW WORLD RE	NV.....(0)0000000000000
06-1117063	34894...	TRENWICK AMER REINS CORP	CT.....0(21)0192242002500250
2299999	Total Unauthorized Other U.S. Unaffiliated Insurers			(0)23402,0552651,908208004,671004,6710

Unauthorized Other Non-U.S. Insurers

AA-0055966	0.....	ACCB REINS CO, LTD	TCA.....123002090156016800168173
AA-0056732	0.....	ACDS AUTO REINS CO, LTD	TCA.....177002050145015200152166
AA-0053877	0.....	ALL STAR REINS CO LTD	TCA.....4300001039040004040
AA-0053521	0.....	BLENDON 3144 REINS CO LTD	TCA.....1090000100134014400144434
AA-0055682	0.....	BOREN AVEN REINS CO LTD	TCA.....62000050810850085139
AA-0052984	0.....	BUGGIEMANDU REINS CO LTD	TCA.....(53)00270270438049100491748
AA-0054898	0.....	CHARLES BARKER REINS I CO LTD	TCA.....850017090167019200192160
.....	0.....	CIGNA EUROPE INS CO	BEL.....0587086910975383002,401002,4010
AA-0056535	0.....	D A P REINS CO, LTD	TCA.....6500002057059005971
AA-0055613	0.....	DAUGHTER 1 REINS CO LTD	TCA.....17300100130234025700257301
AA-0056076	0.....	DESCHUTES REINS CO, LTD	TCA.....117002040124013100131146
AA-0055649	0.....	DD CRISCUOLO REINS CO, LTD	TCA.....99002070123013200132188
AA-0051917	0.....	DUCK DUDES REINS CO, LTD	TCA.....117002040124013100131146
AA-0055219	0.....	FERNELIUS INS #1 REINS CO LTD	TCA.....54002050920990099103
AA-3610559	0.....	GAG INS CO #2, LTD	KNA.....18600120110254027700277345
AA-0056033	0.....	GMackeyRCVSC REINS CO, LTD	TCA.....9600203079084008483
AA-0040216	0.....	GULF STATES CAS CO LTD	VGB.....6002001702,02902,067002,067161
98-0634625	0.....	HORIZON SERVICES REINS LTD	TCA.....20000000000000
AA-3190172	0.....	HOUSTON REINS CO LTD	BMU.....070147252262400429004290
AA-0056336	0.....	IPA REINS CO, LTD	TCA.....2420000790420049900499355
AA-0052954	0.....	JAMBER REINS CO LTD	TCA.....196007060158017100171196
AA-0055913	0.....	JULO REINS CO LTD	TCA.....6200002052054005461
AA-0056419	0.....	KMAM REINS CO, LTD	TCA.....2010012080199021900219223
AA-0053275	0.....	KHB REINS CO LTD	TCA.....26800140250420045900459571
AA-0055337	0.....	LAKE CREEK REINS CO, LTD	TCA.....117002040124013100131146
AA-0055599	0.....	LCTS REINS CO, LTD	TCA.....2900001024025002528
AA-0055176	0.....	MAG. ONE REINS CO, LTD	TCA.....1300203060066006684
AA-0056077	0.....	METOLIUS REINS CO, LTD	TCA.....117002040124013100131146

SCHEDULE F - PART 3

Ceded Reinsurance as of December 31, Current Year (000 Omitted)

1	2	3	4	5	6	Reinsurance Recoverable on										Reinsurance Payable		18	19
						7	8	9	10	11	12	13	14	15	16	17			
ID Number	NAIC Company Code	Name of Reinsurer	Domiciliary Jurisdiction	Special Code	Reinsurance Premiums Ceded	Paid Losses	Paid LAE	Known Case Loss Reserves	Known Case LAE Reserves	IBNR Loss Reserves	IBNR LAE Reserves	Unearned Premiums	Contingent Commissions	Cols. 7 through 14 Totals	Ceded Balances Payable	Other Amounts Due to Reinsurers	Net Amount Recoverable From Reinsurers Col. 15-[16+17]	Funds Held By Company Under Reinsurance Treaties	
AA-0053373	0.....	MICHAELS II REINS CO LTD.....	TCA.....115005080190020300203244	
AA-0055029	0.....	MICHAELS III REINS CO LTD.....	TCA.....118004090183019500195285	
AA-0055030	0.....	MICHAELS IV REINS CO LTD.....	TCA.....118004090183019500195230	
AA-0053396	0.....	MIVAN TWO REINS CO, LTD.....	TCA.....117002040124013100131146	
AA-3774116	0.....	NORTH BAY REINS LTD.....	CYM.....29,920007810833015,910017,5250017,52525,933	
AA-0051870	0.....	THE O'BRIEN CHILDREN REINS CO, LTD.....	TCA.....182008080196021300213230	
AA-0051339	0.....	O'BRIEN LIFE REINS CO, LTD.....	TCA.....182008080196021300213230	
AA-0057157	0.....	PRIME AUTOMOTIVE REINS CO LTD.....	TCA.....189000040169017300173185	
AA-0056249	0.....	PT REINS CO, LTD.....	TCA.....34400601903670392100382481	
AA-0055240	0.....	PULLMAN TOYOTA REINS CO LTD.....	TCA.....2300002060062006284	
AA-0054625	0.....	QUACKER BACKER REINS CO, LTD.....	TCA.....117002040124013100131146	
AA-3774146	0.....	REMBRANDT SPC LTD.....	CYM.....(19)0000110125013600136360	
AA-0053385	0.....	REINS CO OF GLENDORA LTD.....	TCA.....126001004096010900109121	
AA-0053361	0.....	REMIT REINS LTD.....	TCA.....(13)002040520580058184	
AA-0053300	0.....	ROVAL REINS CO LTD.....	TCA.....28002040620680068107	
AA-0056589	0.....	SAMBODIE REINS CO LTD.....	TCA.....7700202062066006676	
AA-0056278	0.....	SIMMS CHRISTIAN REINS CO, LTD.....	TCA.....4300102045048004855	
AA-0056279	0.....	SIMMS SHUM REINS CO, LTD.....	TCA.....4200002046048004858	
AA-0051711	0.....	SKILLKIDS REINS CO, LTD.....	TCA.....117002040124013100131146	
AA-0051734	0.....	SKILLKIDS II REINS CO, LTD.....	TCA.....117002040124013100131146	
AA-0053254	0.....	SOCAL REINS CO LTD.....	TCA.....48007050860980098109	
AA-0055614	0.....	SON 1 REINS CO LTD.....	TCA.....17300100130234025700257300	
AA-0055615	0.....	SON 2 REINS CO LTD.....	TCA.....17300100130234025700257300	
.....	0.....	SWBC REINS LTD.....	BMU.....4232000520005400540	
AA-0055719	0.....	TOE AUTO REINS CO, LTD.....	TCA.....13900140140290031900319411	
AA-3190364	0.....	TRIDENT INS CO LTD.....	BMU.....216,44100003,3620003,3622038572,3020	
AA-0052830	0.....	WMR REINS CO LTD.....	TCA.....59000060810870087102	
2599999.	Total Unauthorized Other Non-U.S. Insurers.....			32,10259602,0441345,65510725,220033,75621385732,68635,882	
2699999.	Total Unauthorized.....			32,10283004,0993997,56331525,220038,42721385737,35735,882	
4099999.	Total Authorized, Unauthorized and Certified.....			32,1176,370015,54682615,5811,11125,306064,74021385763,67035,882	
9999999.	Totals.....			32,1176,370015,54682615,5811,11125,306064,74021385763,67035,882	

SCHEDULE F - PART 3

Ceded Reinsurance as of December 31, Current Year (000 Omitted)

1 ID Number	2 NAIC Company Code	3 Name of Reinsurer	4 Domiciliary Jurisdiction	5 Special Code	6 Reinsurance Premiums Ceded	Reinsurance Recoverable on										Reinsurance Payable		18 Net Amount Recoverable From Reinsurers Col. 15-[16+17]	19 Funds Held By Company Under Reinsurance Treaties
						7 Paid Losses	8 Paid LAE	9 Known Case Loss Reserves	10 Known Case LAE Reserves	11 IBNR Loss Reserves	12 IBNR LAE Reserves	13 Unearned Premiums	14 Contingent Commissions	15 Cols. 7 through 14 Totals	16 Ceded Balances Payable	17 Other Amounts Due to Reinsurers			

Note: A. Report the five largest provisional commission rates included in the cedant's reinsurance treaties. The commission rate to be reported is by contract with ceded premium in excess of \$50,000.

1 Name of Reinsurer	2 Commission Rate	3 Ceded Premium
(1)0.00
(2)0.00
(3)0.00
(4)0.00
(5)0.00

B. Report the five largest reinsurance recoverables reported in Column 15, due from any one reinsurer (based on the total recoverables, Line 9999999, Column 15), the amount of ceded premium, and indicate whether the recoverables are due from an affiliated insurer.

1 Name of Reinsurer	2 Total Recoverables	3 Ceded Premiums	4 Affiliated	
(1) NORTH BAY REINS LTD.....16,8209,920	Yes	No
(2) CONTINENTAL CASUALTY CO (1998).....6,1900	Yes	No
(3) CONTINENTAL CASUALTY CO (1997).....5,4980	Yes	No
(4) HOUSTON CAS CO.....4,6460	Yes	No
(5) GENERAL RE LIFE CORP (WC).....3,6630	Yes	No

SCHEDULE F - PART 4

Aging of Ceded Reinsurance as of December 31, Current Year (000 Omitted)

1 ID Number	2 NAIC Company Code	3 Name of Reinsurer	4 Domiciliary Jurisdiction	Reinsurance Recoverable on Paid Losses and Paid Loss Adjustment Expenses							12 Percentage Overdue Col. 10 / Col. 11	13 Percentage More Than 120 Days Overdue Col. 9 / Col. 11
				5 Current	Overdue					11 Total Due Cols. 5 + 10		
					6 1 to 29 Days	7 30 to 90 Days	8 91 to 120 Days	9 Over 120 Days	10 Total Overdue Cols. 6 + 7 + 8 + 9			

Authorized Other U.S. Unaffiliated Insurers

06-1323069..	91785.....	AMERICAN PHOENIX LIFE & REASSUR CO.....	CT.....10000010.00.0
52-0266645..	20532.....	CLARENDON NATL INS CO.....	IL.....4001509539681,00796.194.6
AA-9995114..	0.....	COMP RE FACILITY (GEN RE).....	PA.....402011711912396.895.1
AA-9995114..	0.....	COMP RE FACILITY (HANNOVER RE).....	PA.....302002535.90.0
AA-9995114..	0.....	COMP RE FACILITY (PHOENIX LIFE).....	PA.....402002635.90.0
AA-9995114..	0.....	COMP RE FACILITY (SWISS RE).....	PA.....302076778096.394.2
36-2114545..	20443.....	CONTINENTAL CASUALTY CO (1997).....	IL.....32020041043046293.188.8
36-2114545..	20443.....	CONTINENTAL CASUALTY CO (1998).....	IL.....00000000.00.0
04-2461439..	79065.....	DELAWARE LIFE INS CO.....	DE.....1706068569170897.796.8
38-2145898..	33499.....	DORINCO REIN CO.....	MI.....(17)00000(17)0.00.0
13-2572994..	86258.....	GENERAL RE LIFE CORP (WC).....	CT.....80083046454762887.273.9
13-2572994..	86258.....	GENERAL RE LIFE CORP (BL).....	CT.....00000000.00.0
13-3029255..	39322.....	GENERAL SECURITY NATL INS CO.....	NY.....(17)00000(17)0.00.0
13-5617450..	11231.....	GENERALI US BRANCH.....	NY.....(1)00000(1)0.00.0
01-0233346..	65838.....	JOHN HANCOCK LIFE INS CO (USA) (JH).....	MI.....50019078280085094.292.0
01-0233346..	65838.....	JOHN HANCOCK LIFE INS CO (USA) (ML).....	MI.....0000929292100.0100.0
35-0472300..	65676.....	LINCOLN NATL LIFE INS CO.....	IN.....63024049752158489.185.1
23-2044256..	76694.....	LONDON LIFE REINS CO.....	PA.....702037404785.880.4
58-0828824..	66346.....	MUNICH AMER REASUR CO.....	GA.....(6)00000(6)0.00.0
13-4924125..	10227.....	MUNICH REINS AMER INC.....	DE.....(9)00000(9)0.00.0
47-0698507..	23680.....	ODYSSEY REINS CO.....	CT.....(78)00000(78)0.00.0
72-0281240..	67539.....	PAN-AMERICAN LIFE INS CO.....	LA.....40000040.00.0
06-0493340..	67814.....	PHOENIX LIFE INS CO.....	NY.....501400141972.20.0
36-3030511..	37257.....	PRAETORIAN INS CO.....	PA.....(27)00000(27)0.00.0
43-1235868..	93572.....	RGA REINS CO.....	MO.....(0)00000(0)0.00.0
75-1444207..	30058.....	SCOR REINS CO.....	NY.....(33)00000(33)0.00.0
20-8251511..	12870.....	SENTRUITY CAS CO.....	TX.....(0)00000(0)0.00.0
13-2997499..	38776.....	SIRIUS AMER INS CO.....	NY.....(4)00000(4)0.00.0
13-5616275..	19453.....	TRANSATLANTIC REINS CO.....	NY.....(15)00000(15)0.00.0
01-0278678..	62235.....	UNUM LIFE INS CO OF AMER.....	ME.....2202201,0251,0471,06997.995.9
0999999..	Total Authorized - Other U.S. Unaffiliated Insurers.....		129021305,1385,3515,48097.693.8

Authorized Other Non-U.S. Insurers

AA-1126435..	0.....	LLOYD'S SYNDICATE NUMBER 0435 (WC)	GBR.....(3)00000(3)0.00.0
AA-1126570..	0.....	LLOYD'S SYNDICATE NUMBER 0570 (WC)	GBR.....(1)00000(1)0.00.0
AA-1126590..	0.....	LLOYD'S SYNDICATE NUMBER 0590 (WC)	GBR.....(0)00000(0)0.00.0
AA-1126991..	0.....	LLOYD'S SYNDICATE NUMBER 0991 (WC)	GBR.....(1)00000(1)0.00.0
AA-1127223..	0.....	LLOYD'S SYNDICATE NUMBER 1223 (WC).....	GBR.....(1)00000(1)0.00.0
AA-1128591..	0.....	LLOYD'S SYNDICATE NUMBER 2591 (WC)	GBR.....(0)00000(0)0.00.0

SCHEDULE F - PART 4

Aging of Ceded Reinsurance as of December 31, Current Year (000 Omitted)

1 ID Number	2 NAIC Company Code	3 Name of Reinsurer	4 Domiciliary Jurisdiction	Reinsurance Recoverable on Paid Losses and Paid Loss Adjustment Expenses							12 Percentage Overdue Col. 10 / Col. 11	13 Percentage More Than 120 Days Overdue Col. 9 / Col. 11
				5 Current	Overdue					11 Total Due Cols. 5 + 10		
					6 1 to 29 Days	7 30 to 90 Days	8 91 to 120 Days	9 Over 120 Days	10 Total Overdue Cols. 6 + 7 + 8 + 9			
AA-1121480.	0.....	UNIONAMERICA INS CO LTD.....	GBR.....4012049616593.574.7
1299999.	Total Authorized - Other Non-U.S. Insurers.....		(1)0120496160101.280.9
1399999.	Total Authorized.....		128022505,1865,4125,54097.793.6

Unauthorized Other U.S. Unaffiliated Insurers

74-2195939..	42374.....	HOUSTON CAS CO.....	TX.....5302030020325679.40.0
06-1117063..	34894.....	TRENWICK AMER REINS CORP.....	CT.....(21)00000(21)0.00.0
2299999.		Total Unauthorized - Other U.S. Unaffiliated Insurers.....	3102030020323486.70.0

Unauthorized Other Non-U.S. Insurers

AA-0055966.	0.....	ACCB REINS CO, LTD.....	TCA.....00000000.00.0
AA-0056732.	0.....	ACDS AUTO REINS CO, LTD.....	TCA.....00000000.00.0
AA-0053877.	0.....	ALL STAR REINS CO LTD.....	TCA.....00000000.00.0
AA-0053521.	0.....	BLENDON 3144 REINS CO LTD.....	TCA.....00000000.00.0
AA-0055682.	0.....	BOREN AVEN REINS CO LTD.....	TCA.....00000000.00.0
AA-0052984.	0.....	BUGGIEMANDU REINS CO LTD.....	TCA.....00000000.00.0
AA-0054898.	0.....	CHARLES BARKER REINS I CO LTD.....	TCA.....00000000.00.0
.....	0.....	CIGNA EUROPE INS CO.....	BEL.....21095047156658796.480.2
AA-0056535.	0.....	D A P REINS CO, LTD.....	TCA.....00000000.00.0
AA-0055613.	0.....	DAUGHTER 1 REINS CO LTD.....	TCA.....00000000.00.0
AA-0056076.	0.....	DESCHUTES REINS CO, LTD.....	TCA.....00000000.00.0
AA-0055649.	0.....	DD CRISCUOLO REINS CO, LTD.....	TCA.....00000000.00.0
AA-0051917.	0.....	DUCK DUDES REINS CO, LTD.....	TCA.....00000000.00.0
AA-0055219.	0.....	FERNELIUS INS #1 REINS CO LTD.....	TCA.....00000000.00.0
AA-3610559.	0.....	GAG INS CO #2, LTD.....	KNA.....00000000.00.0
AA-0056033.	0.....	GMackeyRCVSC REINS CO, LTD.....	TCA.....00000000.00.0
AA-0040216.	0.....	GULF STATES CAS CO LTD.....	VGB.....00000000.00.0
98-0634625..	0.....	HORIZON SERVICES REINS LTD.....	TCA.....00000000.00.0
AA-3190172.	0.....	HOUSTON REINS CO LTD.....	BMU.....601001711.60.0
AA-0056336.	0.....	IPA REINS CO, LTD.....	TCA.....00000000.00.0
AA-0052954.	0.....	JAMBER REINS CO LTD.....	TCA.....00000000.00.0
AA-0055913.	0.....	JULO REINS CO LTD.....	TCA.....00000000.00.0
AA-0056419.	0.....	KMAM REINS CO, LTD.....	TCA.....00000000.00.0
AA-0053275.	0.....	KHB REINS CO LTD.....	TCA.....00000000.00.0
AA-0055337.	0.....	LAKE CREEK REINS CO, LTD.....	TCA.....00000000.00.0
AA-0055599.	0.....	LCTS REINS CO, LTD.....	TCA.....00000000.00.0
AA-0055176.	0.....	MAG. ONE REINS CO, LTD.....	TCA.....00000000.00.0
AA-0056077.	0.....	METOLIUS REINS CO, LTD.....	TCA.....00000000.00.0
AA-0053373.	0.....	MICHAELS II REINS CO LTD.....	TCA.....00000000.00.0
AA-0055029.	0.....	MICHAELS III REINS CO LTD.....	TCA.....00000000.00.0

SCHEDULE F - PART 4

Aging of Ceded Reinsurance as of December 31, Current Year (000 Omitted)

1	2	3	4	Reinsurance Recoverable on Paid Losses and Paid Loss Adjustment Expenses							12	13
				5	Overdue					11		
					6	7	8	9	10			
ID Number	NAIC Company Code	Name of Reinsurer	Domiciliary Jurisdiction	Current	1 to 29 Days	30 to 90 Days	91 to 120 Days	Over 120 Days	Total Overdue Cols. 6 + 7 + 8 + 9	Total Due Cols. 5 + 10	Percentage Overdue Col. 10 / Col. 11	Percentage More Than 120 Days Overdue Col. 9 / Col. 11
AA-0055030.	0.....	MICHAELS IV REINS CO LTD.....	TCA.....00000000.00.0
AA-0053396.	0.....	MIVAN TWO REINS CO, LTD.....	TCA.....00000000.00.0
AA-3774116.	0.....	NORTH BAY REINS LTD.....	CYM.....00000000.00.0
AA-0051870.	0.....	THE O'BRIEN CHILDREN REINS CO, LTD.....	TCA.....00000000.00.0
AA-0051339.	0.....	O'BRIEN LIFE REINS CO, LTD.....	TCA.....00000000.00.0
AA-0057157.	0.....	PRIME AUTOMOTIVE REINS CO LTD.....	TCA.....00000000.00.0
AA-0056249.	0.....	PT REINS CO, LTD.....	TCA.....00000000.00.0
AA-0055240.	0.....	PULLMAN TOYOTA REINS CO LTD.....	TCA.....00000000.00.0
AA-0054625.	0.....	QUACKER BACKER REINS CO, LTD.....	TCA.....00000000.00.0
AA-3774146.	0.....	REMBRANDT SPC LTD.....	CYM.....00000000.00.0
AA-0053385.	0.....	REINS CO OF GLENDORA LTD.....	TCA.....00000000.00.0
AA-0053361.	0.....	REMIT REINS LTD.....	TCA.....00000000.00.0
AA-0053300.	0.....	ROBVAL REINS CO LTD.....	TCA.....00000000.00.0
AA-0056589.	0.....	SAMBODIE REINS CO LTD.....	TCA.....00000000.00.0
AA-0056278.	0.....	SIMMS CHRISTIAN REINS CO, LTD.....	TCA.....00000000.00.0
AA-0056279.	0.....	SIMMS SHUM REINS CO, LTD.....	TCA.....00000000.00.0
AA-0051711.	0.....	SKILLKIDS REINS CO, LTD.....	TCA.....00000000.00.0
AA-0051734.	0.....	SKILLKIDS II REINS CO, LTD.....	TCA.....00000000.00.0
AA-0053254.	0.....	SOCAL REINS CO LTD.....	TCA.....00000000.00.0
AA-0055614.	0.....	SON 1 REINS CO LTD.....	TCA.....00000000.00.0
AA-0055615.	0.....	SON 2 REINS CO LTD.....	TCA.....00000000.00.0
.....	0.....	SWBC REINS LTD.....	BMU.....20000020.00.0
AA-0055719.	0.....	TOE AUTO REINS CO, LTD.....	TCA.....00000000.00.0
AA-3190364.	0.....	TRIDENT INS CO LTD.....	BMU.....00000000.00.0
AA-0052830.	0.....	WMR REINS CO LTD.....	TCA.....00000000.00.0
2599999.	Total Unauthorized - Other Non-U.S. Insurers.....		29096047156759695.179.0
2699999.	Total Unauthorized.....		600299047177083092.756.7
4099999.	Total Authorized, Unauthorized and Certified.....		188052405,6576,1816,37097.088.8
9999999.	Totals.....		188052405,6576,1816,37097.088.8

SCHEDULE F - PART 5

Provision for Unauthorized Reinsurance as of December 31, Current Year (000 Omitted)

1	2	3	4	5	6	7	8	9	10	11	12	13	14	15	16	17	18	19
ID Number	NAIC Company Code	Name of Reinsurer	Domi- ciliary Juris- diction	Special Code	Reinsurance Recoverable all Items Schedule F, Part 3, Col. 15	Funds Held By Company Under Reinsurance Treaties	Letters of Credit	Issuing or Confirming Bank Reference Number (a)	Ceded Balances Payable	Miscellaneous Balances Payable	Trust Funds and Other Allowed Offset Items	Total Collateral and Offsets Allowed (Cols. 7+8+10 + 11 + 12 but not in Excess of Col. 6)	Provision for Unauthorized Reinsurance (Col. 6 minus Col. 13)	Recoverable Paid Losses & LAE Expenses Over 90 Days Past Due not in Dispute	20% of Amount in Col. 15	20% of Amount in Dispute Included in Col. 6	Provision for Overdue Reinsurance (Col. 16 plus Col. 17)	Total Provision for Reinsurance Ceded to Unauthorized Reinsurers (Col. 14 plus Col. 18 but not in Excess of Col. 6)

Other U.S. Unaffiliated Insurers

74-2195939..	42374.....	HOUSTON CAS CO.....	TX.....4,64603,00010003,0001,64600001,646
06-1117063..	34894.....	TRENWICK AMER REINS CORP.....	CT.....25000000025000025
0999999..	Total Other U.S. Unaffiliated Insurers.....			4,67103,000XXX.....0003,0001,67100001,671

Other Non-U.S. Insurers

AA-0055966.	0.....	ACCB REINS CO, LTD.....	TCA..16817300000168000000
AA-0056732.	0.....	ACDS AUTO REINS CO, LTD.....	TCA..15216600000152000000
AA-0053877.	0.....	ALL STAR REINS CO LTD.....	TCA..40400000040100001
AA-0053521.	0.....	BLENDON 3144 REINS CO LTD.....	TCA..14443400000144000000
AA-0055682.	0.....	BOREN AVEN REINS CO LTD.....	TCA..851390000085000000
AA-0052984.	0.....	BUGGIEMANDU REINS CO LTD.....	TCA..49174800000491000000
AA-0054898.	0.....	CHARLES BARKER REINS I CO LTD.....	TCA..1921600000016032000032
.....	0.....	CIGNA EUROPE INS CO.....	BEL...2,40102,24720002,24715447194094248
AA-0056535.	0.....	D A P REINS CO, LTD.....	TCA..59710000059000000
AA-0055613.	0.....	DAUGHTER 1 REINS CO LTD.....	TCA..25730100000257000000
AA-0056076.	0.....	DESCHUTES REINS CO, LTD.....	TCA..13114600000131000000
AA-0055649.	0.....	DD CRISCUOLO REINS CO, LTD.....	TCA..13218800000132000000
AA-0051917.	0.....	DUCK DUDES REINS CO, LTD.....	TCA..13114600000131000000
AA-0055219.	0.....	FERNELIUS INS #1 REINS CO LTD.....	TCA..991030000099000000
AA-3610559.	0.....	GAG INS CO #2, LTD.....	KNA..27734500000277000000
AA-0056033.	0.....	GMackeyRCVSC REINS CO, LTD.....	TCA..84830000083100001
AA-0040216.	0.....	GULF STATES CAS CO LTD.....	VGB..2,0671612,65230002,067000000
98-0634625..	0.....	HORIZON SERVICES REINS LTD.....	TCA..00000000000000
AA-3190172.	0.....	HOUSTON REINS CO LTD.....	BMU.42900000639429000000
AA-0056336.	0.....	IPA REINS CO, LTD.....	TCA..499355000003551440000144
AA-0052954.	0.....	JAMBER REINS CO LTD.....	TCA..17119600000171000000
AA-0055913.	0.....	JULO REINS CO LTD.....	TCA..54610000054000000
AA-0056419.	0.....	KMAM REINS CO, LTD.....	TCA..21922300000219000000
AA-0053275.	0.....	KHB REINS CO LTD.....	TCA..45957100000459000000
AA-0055337.	0.....	LAKE CREEK REINS CO, LTD.....	TCA..13114600000131000000
AA-0055599.	0.....	LCTS REINS CO, LTD.....	TCA..25280000025000000
AA-0055176.	0.....	MAG. ONE REINS CO, LTD.....	TCA..66840000066000000
AA-0056077.	0.....	METOLIUS REINS CO, LTD.....	TCA..13114600000131000000
AA-0053373.	0.....	MICHAELS II REINS CO LTD.....	TCA..20324400000203000000

SCHEDULE F - PART 5

Provision for Unauthorized Reinsurance as of December 31, Current Year (000 Omitted)

1	2	3	4	5	6	7	8	9	10	11	12	13	14	15	16	17	18	19
ID Number	NAIC Company Code	Name of Reinsurer	Domi- ciliary Juris- diction	Special Code	Reinsurance Recoverable all Items Schedule F, Part 3, Col. 15	Funds Held By Company Under Reinsurance Treaties	Letters of Credit	Issuing or Confirming Bank Reference Number (a)	Ceded Balances Payable	Miscellaneous Balances Payable	Trust Funds and Other Allowed Offset Items	Total Collateral and Offsets Allowed (Cols. 7+8+10 + 11 + 12 but not in Excess of Col. 6)	Provision for Unauthorized Reinsurance (Col. 6 minus Col. 13)	Recoverable Paid Losses & LAE Expenses Over 90 Days Past Due not in Dispute	20% of Amount in Col. 15	20% of Amount in Dispute Included in Col. 6	Provision for Overdue Reinsurance (Col. 16 plus Col. 17)	Total Provision for Reinsurance Ceded to Unauthorized Reinsurers (Col. 14 plus Col. 18 but not in Excess of Col. 6)
AA-0055029.	0.....	MICHAELS III REINS CO LTD.....	TCA..19528500000195000000
AA-0055030.	0.....	MICHAELS IV REINS CO LTD.....	TCA..19523000000195000000
AA-0053396.	0.....	MIVAN TWO REINS CO, LTD.....	TCA..13114600000131000000
AA-3774116.	0.....	NORTH BAY REINS LTD.....	CYM.217,52525,9330000017,525000000
AA-0051870.	0.....	THE O'BRIEN CHILDREN REINS CO, LTD.....	TCA..21323000000213000000
AA-0051339.	0.....	O'BRIEN LIFE REINS CO, LTD.....	TCA..21323000000213000000
AA-0057157.	0.....	PRIME AUTOMOTIVE REINS CO LTD.....	TCA..17318500000173000000
AA-0056249.	0.....	PT REINS CO, LTD.....	TCA..392481001000392000000
AA-0055240.	0.....	PULLMAN TOYOTA REINS CO LTD.....	TCA..62840000062000000
AA-0054625.	0.....	QUACKER BACKER REINS CO, LTD.....	TCA..13114600000131000000
AA-3774146.	0.....	REMBRANDT SPC LTD.....	CYM.13636000000136000000
AA-0053385.	0.....	REINS CO OF GLENDORA LTD.....	TCA..10912100000109000000
AA-0053361.	0.....	REMIT REINS LTD.....	TCA..581840000058000000
AA-0053300.	0.....	ROBVAL REINS CO LTD.....	TCA..681070000068000000
AA-0056589.	0.....	SAMBODIE REINS CO LTD.....	TCA..66760000066000000
AA-0056278.	0.....	SIMMS CHRISTIAN REINS CO, LTD.....	TCA..48550000048000000
AA-0056279.	0.....	SIMMS SHUM REINS CO, LTD.....	TCA..48580000048000000
AA-0051711.	0.....	SKILLKIDS REINS CO, LTD.....	TCA..13114600000131000000
AA-0051734.	0.....	SKILLKIDS II REINS CO, LTD.....	TCA..13114600000131000000
AA-0053254.	0.....	SOCAL REINS CO LTD.....	TCA..981090000098000000
AA-0055614.	0.....	SON 1 REINS CO LTD.....	TCA..25730000000257000000
AA-0055615.	0.....	SON 2 REINS CO LTD.....	TCA..25730000000257000000
.....	0.....	SWBC REINS LTD.....	BMU.540000032454000000
AA-0055719.	0.....	TOE AUTO REINS CO, LTD.....	TCA..31941100000319000000
AA-3190364.	0.....	TRIDENT INS CO LTD.....	BMU.23,36204,000420385703,362000000
AA-0052830.	0.....	WMR REINS CO LTD.....	TCA..871020000087000000
1299999.	Total Other Non-U.S. Insurers.....			33,75635,8828,899XXX21385796333,42433147194094426
1399999.	Total Affiliates and Others.....			38,42735,88211,899XXX21385796336,4242,002471940942,097
9999999.	Totals.....			38,42735,88211,899XXX21385796336,4242,002471940942,097

1. Amounts in dispute totaling \$.....0 are included in Column 6.
2. Amounts in dispute totaling \$.....0 are excluded from Column 15.

(a)	Issuing or Confirming Bank Reference	Letters of Credit	American Bankers Association (ABA)		Letters of Credit
-----	--	-------------------------	---------------------------------------	--	----------------------

SCHEDULE F - PART 5

Provision for Unauthorized Reinsurance as of December 31, Current Year (000 Omitted)

1	2	3	4	5	6	7	8	9	10	11	12	13	14	15	16	17	18	19
ID Number	NAIC Company Code	Name of Reinsurer	Domi- ciliary Juris- diction	Special Code	Reinsurance Recoverable all Items Schedule F, Part 3, Col. 15	Funds Held By Company Under Reinsurance Treaties	Letters of Credit	Issuing or Confirming Bank Reference Number (a)	Ceded Balances Payable	Miscellaneous Balances Payable	Trust Funds and Other Allowed Offset Items	Total Collateral and Offsets Allowed (Cols. 7+8+10 + 11 + 12 but not in Excess of Col. 6)	Provision for Unauthorized Reinsurance (Col. 6 minus Col. 13)	Recoverable Paid Losses & LAE Expenses Over 90 Days Past Due not in Dispute	20% of Amount in Col. 15	20% of Amount in Dispute Included in Col. 6	Provision for Overdue Reinsurance (Col. 16 plus Col. 17)	Total Provision for Reinsurance Ceded to Unauthorized Reinsurers (Col. 14 plus Col. 18 but not in Excess of Col. 6)
		Number	Code	Routing Number			Issuing or Confirming Bank Name									Amount		
		1.....	1.....	026009632.....			BANK OF TOKYO-MITSUBISHI UFJ - NEW YORK BRANCH.....								3,000		
		2.....	1.....	021000089.....			CITIBANK, N.A.....								2,228		
		3.....	1.....	026009593.....			BANK OF AMERICA.....								3,400		
		4.....	1.....	043000096.....			PNC BANK, NATIONAL ASSOCIATION.....								4,000		

Sch. F - Pt. 6 - Sn. 1
NONE

Sch. F - Pt. 6 - Sn. 2
NONE

SCHEDULE F - PART 7

Provision for Overdue Authorized Reinsurance as of December 31, Current Year

1	2	3	4	5	6	7	8	9	10	11
ID Number	NAIC Company Code	Name of Reinsurer	Reinsurance Recoverable on Paid Losses and LAE More Than 90 Days Overdue (a)	Total Reinsurance Recoverable on Paid Losses and Paid LAE (b)	Amounts Received Prior 90 Days	Col. 4 divided by (Cols. 5 + 6)	Amounts in Col. 4 for Companies Reporting less than 20% in Col. 7	Amounts in Dispute Excluded from Col. 4 for Companies Reporting less than 20% in Col. 7	20% of Amount in Col. 9	Amount Reported in Col. 8 x 20% + Col. 10
Overdue Authorized Reinsurance										
06-1323069..	91785.....	AMERICAN PHOENIX LIFE & REASSUR CO.....01,48000.0000000
52-0266645..	20532.....	CLARENDON NATL INS CO.....952,6331,007,295094.5730000
AA-9995114..	0.....	COMP RE FACILITY (GEN RE).....117,257123,344095.0660000
AA-9995114..	0.....	COMP RE FACILITY (HANNOVER RE).....04,64600.0000000
AA-9995114..	0.....	COMP RE FACILITY (PHOENIX LIFE).....06,08600.0000000
AA-9995114..	0.....	COMP RE FACILITY (SWISS RE).....75,71380,359094.2190000
36-2114545..	20443.....	CONTINENTAL CASUALTY CO (1997).....409,757461,544088.7800000
36-2114545..	20443.....	CONTINENTAL CASUALTY CO (1998).....0000.0000000
04-2461439..	79065.....	DELAWARE LIFE INS CO.....685,232708,008096.7830000
38-2145898..	33499.....	DORINCO REIN CO.....0(16,601)00.0000000
13-2572994..	86258.....	GENERAL RE LIFE CORP (WC).....463,627627,582073.8750000
13-2572994..	86258.....	GENERAL RE LIFE CORP (BL).....0000.0000000
13-3029255..	39322.....	GENERAL SECURITY NATL INS CO.....0(16,624)00.0000000
13-5617450..	11231.....	GENERALI US BRANCH.....0(576)00.0000000
01-0233346..	65838.....	JOHN HANCOCK LIFE INS CO (USA) (JH).....781,747850,074091.9620000
01-0233346..	65838.....	JOHN HANCOCK LIFE INS CO (USA) (ML).....92,30192,3010100.0000000
35-0472300..	65676.....	LINCOLN NATL LIFE INS CO.....497,182584,404085.0750000
23-2044256..	76694.....	LONDON LIFE REINS CO.....37,42346,533080.4220000
58-0828824..	66346.....	MUNICH AMER REASUR CO.....0(5,672)00.0000000
13-4924125..	10227.....	MUNICH REINS AMER INC.....0(9,280)00.0000000
47-0698507..	23680.....	ODYSSEY REINS CO.....0(77,524)00.0000000
72-0281240..	67539.....	PAN-AMERICAN LIFE INS CO.....03,74300.0000000
06-0493340..	67814.....	PHOENIX LIFE INS CO.....019,09300.0000000
36-3030511..	37257.....	PRAETORIAN INS CO.....0(27,417)00.0000000
43-1235868..	93572.....	RGA REINS CO.....0(12)00.0000000
75-1444207..	30058.....	SCOR REINS CO.....0(33,241)00.0000000
20-8251511..	12870.....	SENTRUITY CAS CO.....0(1)00.0000000
13-2997499..	38776.....	SIRIUS AMER INS CO.....0(4,160)00.0000000
13-5616275..	19453.....	TRANSATLANTIC REINS CO.....0(14,953)00.0000000
01-0278678..	62235.....	UNUM LIFE INS CO OF AMER.....1,024,9501,069,077095.8720000
AA-1126435..	0.....	LLOYD'S SYNDICATE NUMBER 0435 (WC)0(2,714)00.0000000
AA-1126570..	0.....	LLOYD'S SYNDICATE NUMBER 0570 (WC)0(761)00.0000000
AA-1126590..	0.....	LLOYD'S SYNDICATE NUMBER 0590 (WC)0(101)00.0000000
AA-1126991..	0.....	LLOYD'S SYNDICATE NUMBER 0991 (WC)0(609)00.0000000
AA-1127223..	0.....	LLOYD'S SYNDICATE NUMBER 1223 (WC).....0(507)00.0000000
AA-1128591..	0.....	LLOYD'S SYNDICATE NUMBER 2591 (WC)0(304)00.0000000

SCHEDULE F - PART 7

Provision for Overdue Authorized Reinsurance as of December 31, Current Year

1	2	3	4	5	6	7	8	9	10	11
ID Number	NAIC Company Code	Name of Reinsurer	Reinsurance Recoverable on Paid Losses and LAE More Than 90 Days Overdue (a)	Total Reinsurance Recoverable on Paid Losses and Paid LAE (b)	Amounts Received Prior 90 Days	Col. 4 divided by (Cols. 5 + 6)	Amounts in Col. 4 for Companies Reporting less than 20% in Col. 7	Amounts in Dispute Excluded from Col. 4 for Companies Reporting less than 20% in Col. 7	20% of Amount in Col. 9	Amount Reported in Col. 8 x 20% + Col. 10
AA-1121480.	0.....	UNIONAMERICA INS CO LTD.....	48,576	65,036	0	74.691	.0	.0	.0	0
9999999.	Totals.....		5,186,399	5,539,547	0	XXX.....	.0	.0	.0	0

(a) From Schedule F-Part 4 Columns 8 + 9, total authorized, less \$.0 in dispute.

(b) From Schedule F-Part 3 Columns 7 + 8, total authorized, less \$.0 in dispute.

SCHEDULE F - PART 8

Provision for Overdue Reinsurance as of December 31, Current Year

1	2	3	4	5	6	7	8	9	10	11	12
ID Number	NAIC Company Code	Name of Reinsurer	Reinsurance Recoverable All Items	Funds Held by Company Under Reinsurance Treaties	Letters of Credit	Ceded Balances Payable	Other Miscellaneous Balances	Other Allowed Offset Items	Sum of Cols. 5 through 9 but not in Excess of Col. 4	Col. 4 Minus Col. 10	Greater of Col. 11 or Schedule F - Part 4 Cols. 8 + 9
Overdue Reinsurance											
52-0266645..	20532....	CLARENDON NATL INS CO.....1,947,3360000001,947,3361,947,336
AA-9995114.	0.....	COMP RE FACILITY (GEN RE).....240,777000000240,777331,529
AA-9995114.	0.....	COMP RE FACILITY (SWISS RE).....102,798000000102,79822,101
36-2114545..	20443....	CONTINENTAL CASUALTY CO (1997).....5,498,4970000005,498,4975,498,497
04-2461439..	79065....	DELAWARE LIFE INS CO.....1,013,3330000001,013,3331,013,333
13-2572994..	86258....	GENERAL RE LIFE CORP (WC).....3,662,6670000003,662,6673,662,667
01-0233346..	65838....	JOHN HANCOCK LIFE INS CO (USA) (JH).....1,704,0400000001,704,0401,704,040
01-0233346..	65838....	JOHN HANCOCK LIFE INS CO (USA) (ML).....267,925000000267,925267,925
35-0472300..	65676....	LINCOLN NATL LIFE INS CO.....1,799,7540000001,799,7541,799,754
23-2044256..	76694....	LONDON LIFE REINS CO.....173,526000000173,526173,526
01-0278678..	62235....	UNUM LIFE INS CO OF AMER.....1,877,0380000001,877,0381,877,038
AA-1121480.	0.....	UNIONAMERICA INS CO LTD.....427,798000000427,798427,798
9999999.	Totals.....	18,715,48900000018,715,48918,725,544
										18,725,544
1. Total.....										3,745,109
2. Line 1 x .20.....										0
3. Schedule F - Part 7 Col. 11.....										3,745,109
4. Provision for Overdue Authorized Reinsurance (Lines 2 + 3).....										2,097,000
5. Provision for Reinsurance Ceded to Unauthorized Reinsurers (Schedule F- Part 5 Col. 19 x 1000).....										0
6. Provision for Reinsurance Ceded to Certified Reinsurers (Schedule F, Part 6, Section 1, Col. 21 x 1000).....										0
7. Provision for Overdue Reinsurance Ceded to Certified Reinsurers (Schedule F, Part 6, Section 2, Col. 15 x 1000).....										5,842,109
8. Provision for Reinsurance (sum Lines 4 + 5 + 6 + 7) (Enter this amount on Page 3, Line 16).....											

SCHEDULE F - PART 9

Restatement of Balance Sheet to Identify Net Credit for Reinsurance

	1 As Reported (Net of Ceded)	2 Restatement Adjustments	3 Restated (Gross of Ceded)
ASSETS (Page 2, Col. 3)			
1. Cash and invested assets (Line 12).....	359,175,052	0	359,175,052
2. Premiums and considerations (Line 15).....	19,798,875	863,090	20,661,965
3. Reinsurance recoverable on loss and loss adjustment expense payments (Line 16.1).....	6,367,805	(6,367,805)	0
4. Funds held by or deposited with reinsured companies (Line 16.2).....	0	0	0
5. Other assets.....	10,174,502	0	10,174,502
6. Net amount recoverable from reinsurers.....	0	0	0
7. Protected cell assets (Line 27).....	0	0	0
8. Totals (Line 28).....	395,516,234	(5,504,715)	390,011,519
LIABILITIES (Page 3)			
9. Losses and loss adjustment expenses (Lines 1 through 3).....	80,662,818	33,061,402	113,724,220
10. Taxes, expenses, and other obligations (Lines 4 through 8).....	34,327,161	0	34,327,161
11. Unearned premiums (Line 9).....	36,572,509	25,306,119	61,878,628
12. Advance premiums (Line 10).....	27	0	27
13. Dividends declared and unpaid (Line 11.1 and 11.2).....	0	0	0
14. Ceded reinsurance premiums payable (net of ceding commissions) (Line 12).....	211,044	(211,044)	0
15. Funds held by company under reinsurance treaties (Line 13).....	35,881,716	(35,881,716)	0
16. Amounts withheld or retained by company for account of others (Line 14).....	0	0	0
17. Provision for reinsurance (Line 16).....	5,290,109	(5,290,109)	0
18. Other liabilities.....	23,062,159	0	23,062,159
19. Total liabilities excluding protected cell business (Line 26).....	216,007,543	16,984,652	232,992,195
20. Protected cell liabilities (Line 27).....	0	0	0
21. Surplus as regards policyholders (Line 37).....	179,508,691	XXX	179,508,691
22. Totals (Line 38).....	395,516,234	16,984,652	412,500,886

NOTE: Is the restatement of this exhibit the result of grossing up balances ceded to affiliates under 100 percent reinsurance or pooling arrangements?..Yes [] No []

If yes, give full explanation:

SCHEDULE H - ACCIDENT AND HEALTH EXHIBIT

		Total		Group Accident and Health		Credit A&H (Group and Individual)		Collectively Renewable		Other Individual Contracts									
										Non-Cancelable		Guaranteed Renewable		Non-Renewable for Stated Reasons Only		Other Accident Only		All Other	
		1 Amount	2 %	3 Amount	4 %	5 Amount	6 %	7 Amount	8 %	9 Amount	10 %	11 Amount	12 %	13 Amount	14 %	15 Amount	16 %	17 Amount	18 %
PART 1 - ANALYSIS OF UNDERWRITING OPERATIONS																			
1.	Premiums written.....	456,647	XXX	143,256	XXX	297,912	XXX	0	XXX	15,479	XXX	0	XXX	0	XXX	0	XXX	0	XXX
2.	Premiums earned.....	456,714	XXX	143,410	XXX	297,912	XXX	0	XXX	15,392	XXX	0	XXX	0	XXX	0	XXX	0	XXX
3.	Incurred claims.....	3,825	0.8	8,522	5.9	(4,852)	(1.6)	0	0.0	155	1.0	0	0.0	0	0.0	0	0.0	0	0.0
4.	Cost containment expenses.....	0	0.0	0	0.0	0	0.0	0	0.0	0	0.0	0	0.0	0	0.0	0	0.0	0	0.0
5.	Incurred claims and cost containment expenses (Lines 3 and 4).....	3,825	0.8	8,522	5.9	(4,852)	(1.6)	0	0.0	155	1.0	0	0.0	0	0.0	0	0.0	0	0.0
6	Increase in contract reserves.....	(315)	(0.1)	(917)	(0.6)	0	0.0	0	0.0	602	3.9	0	0.0	0	0.0	0	0.0	0	0.0
7	Commissions (a).....	0	0.0	0	0.0	0	0.0	0	0.0	0	0.0	0	0.0	0	0.0	0	0.0	0	0.0
8	Other general insurance expenses.....	0	0.0	0	0.0	0	0.0	0	0.0	0	0.0	0	0.0	0	0.0	0	0.0	0	0.0
9	Taxes, licenses and fees.....	0	0.0	0	0.0	0	0.0	0	0.0	0	0.0	0	0.0	0	0.0	0	0.0	0	0.0
10	Total other expenses incurred.....	0	0.0	0	0.0	0	0.0	0	0.0	0	0.0	0	0.0	0	0.0	0	0.0	0	0.0
11.	Aggregate write-ins for deductions.....	0	0.0	0	0.0	0	0.0	0	0.0	0	0.0	0	0.0	0	0.0	0	0.0	0	0.0
12.	Gain from underwriting before dividends or refunds.....	453,204	99.2	135,805	94.7	302,764	101.6	0	0.0	14,635	95.1	0	0.0	0	0.0	0	0.0	0	0.0
13.	Dividends or refunds.....	0	0.0	0	0.0	0	0.0	0	0.0	0	0.0	0	0.0	0	0.0	0	0.0	0	0.0
14.	Gain from underwriting after dividends or refunds.....	453,204	99.2	135,805	94.7	302,764	101.6	0	0.0	14,635	95.1	0	0.0	0	0.0	0	0.0	0	0.0
DETAILS OF WRITE-INS																			
1101.	0	0.0	0	0.0	0	0.0	0	0.0	0	0.0	0	0.0	0	0.0	0	0.0	0	0.0
1102.	0	0.0	0	0.0	0	0.0	0	0.0	0	0.0	0	0.0	0	0.0	0	0.0	0	0.0
1103.	0	0.0	0	0.0	0	0.0	0	0.0	0	0.0	0	0.0	0	0.0	0	0.0	0	0.0
1198.	Summary of remaining write-ins for Line 11 from overflow page.....	0	0.0	0	0.0	0	0.0	0	0.0	0	0.0	0	0.0	0	0.0	0	0.0	0	0.0
1199.	Total (Lines 1101 through 1103 plus 1198) (Line 11 above).	0	0.0	0	0.0	0	0.0	0	0.0	0	0.0	0	0.0	0	0.0	0	0.0	0	0.0

(a) Includes \$.....0 reported as 'Contract, membership and other fees retained by agents.'

SCHEDULE H - ACCIDENT AND HEALTH EXHIBIT (continued)

	1	2	3	4	Other Individual Contracts				
					5	6	7	8	9
	Total	Group Accident and Health	Credit A&H (Group and Individual)	Collectively Renewable	Non-Cancelable	Guaranteed Renewable	Non-Renewable for Stated Reasons Only	Other Accident Only	All Other
PART 2 - RESERVES AND LIABILITIES									
A. Premium Reserves:									
1. Unearned premiums.....	2,601	1,023	0	0	1,578	0	0	0	0
2. Advance premiums.....	27	0	0	0	27	0	0	0	0
3. Reserve for rate credits.....	0	0	0	0	0	0	0	0	0
4. Total premium reserves, current year.....	2,628	1,023	0	0	1,605	0	0	0	0
5. Total premium reserves, prior year.....	2,696	1,177	0	0	1,519	0	0	0	0
6. Increase in total premium reserves.....	(68)	(154)	0	0	86	0	0	0	0
B. Contract Reserves:									
1. Additional reserves (a).....	171,784	12,490	0	0	159,294	0	0	0	0
2. Reserve for future contingent benefits.....	0	0	0	0	0	0	0	0	0
3. Total contract reserves, current year.....	171,784	12,490	0	0	159,294	0	0	0	0
4. Total contract reserves, prior year.....	172,099	13,407	0	0	158,692	0	0	0	0
5. Increase in contract reserves.....	(315)	(917)	0	0	602	0	0	0	0
C. Claim Reserves and Liabilities:									
1. Total current year.....	63,711	1,946	59,579	0	2,186	0	0	0	0
2. Total prior year.....	128,293	2,023	124,239	0	2,031	0	0	0	0
3. Increase.....	(64,582)	(77)	(64,660)	0	155	0	0	0	0

PART 3 - TEST OF PRIOR YEAR'S CLAIM RESERVES AND LIABILITIES

1. Claims Paid During the Year:									
1.1 On claims incurred prior to current year.....	43,142	0	43,142	0	0	0	0	0	0
1.2 On claims incurred during current year.....	25,265	8,599	16,666	0	0	0	0	0	0
2. Claim Reserves and Liabilities, December 31, current year:									
2.1 On claims incurred prior to current year.....	44,554	0	42,977	0	1,577	0	0	0	0
2.2 On claims incurred during current year.....	19,157	1,946	16,602	0	609	0	0	0	0
3. Test:									
3.1 Lines 1.1 and 2.1.....	87,696	0	86,119	0	1,577	0	0	0	0
3.2 Claim reserves and liabilities, December 31, prior year.....	128,293	2,023	124,239	0	2,031	0	0	0	0
3.3 Line 3.1 minus Line 3.2.....	(40,597)	(2,023)	(38,120)	0	(454)	0	0	0	0

PART 4 - REINSURANCE

A. Reinsurance Assumed:									
1. Premiums written.....	0	0	0	0	0	0	0	0	0
2. Premiums earned.....	0	0	0	0	0	0	0	0	0
3. Incurred claims.....	0	0	0	0	0	0	0	0	0
4. Commissions.....	0	0	0	0	0	0	0	0	0
B. Reinsurance Ceded:									
1. Premiums written.....	0	0	0	0	0	0	0	0	0
2. Premiums earned.....	0	0	0	0	0	0	0	0	0
3. Incurred claims.....	0	0	0	0	0	0	0	0	0
4. Commissions.....	0	0	0	0	0	0	0	0	0

(a) Includes \$.....0 premium deficiency reserve.

TRANSAMERICA CASUALTY INSURANCE COMPANY
SCHEDULE H - PART 5 - HEALTH CLAIMS

	1 Medical	2 Dental	3 Other	4 Total
A. Direct:				
1. Incurred claims.....	0	0	3,823	3,823
2. Beginning claim reserves and liabilities.....	0	0	128,294	128,294
3. Ending claim reserves and liabilities.....	0	0	63,710	63,710
4. Claims paid.....	0	0	68,407	68,407
B. Assumed Reinsurance:				
5. Incurred claims.....	0	0	0	0
6. Beginning claim reserves and liabilities.....	0	0	0	0
7. Ending claim reserves and liabilities.....	0	0	0	0
8. Claims paid.....	0	0	0	0
C. Ceded Reinsurance:				
9. Incurred claims.....	0	0	0	0
10. Beginning claim reserves and liabilities.....	0	0	0	0
11. Ending claim reserves and liabilities.....	0	0	0	0
12. Claims paid.....	0	0	0	0
D. Net:				
13. Incurred claims.....	0	0	3,823	3,823
14. Beginning claim reserves and liabilities.....	0	0	128,294	128,294
15. Ending claim reserves and liabilities.....	0	0	63,710	63,710
16. Claims paid.....	0	0	68,407	68,407
E. Net Incurred Claims and Cost Containment Expenses:				
17. Incurred claims and cost containment expenses.....	0	0	3,823	3,823
18. Beginning reserves and liabilities.....	0	0	128,294	128,294
19. Ending reserves and liabilities.....	0	0	63,710	63,710
20. Paid claims and cost containment expenses.....	0	0	68,407	68,407

SCHEDULE P - PART 1A - HOMEOWNERS/FARMOWNERS

(\$000 omitted)

Years in Which Premiums Were Earned and Losses Were Incurred	Premiums Earned			Loss and Loss Expense Payments								12 Number of Claims Reported- Direct and Assumed
	1 Direct and Assumed	2 Ceded	3 Net (Cols. 1 - 2)	Loss Payments		Defense and Cost Containment Payments		Adjusting and Other Payments		10 Salvage and Subrogation Received	11 Total Net Paid (Cols. 4 - 5 + 6 - 7 + 8 - 9)	
				4 Direct and Assumed	5 Ceded	6 Direct and Assumed	7 Ceded	8 Direct and Assumed	9 Ceded			
1. Prior.....XXX.....XXX.....XXX.....0.....0.....0.....0.....0.....0.....0.....0.....XXX.....
2. 2007.....0.....0.....0.....0.....0.....0.....0.....0.....0.....0.....0.....0.....
3. 2008.....0.....0.....0.....0.....0.....0.....0.....0.....0.....0.....0.....0.....
4. 2009.....0.....0.....0.....0.....0.....0.....0.....0.....0.....0.....0.....0.....
5. 2010.....0.....0.....0.....0.....0.....0.....0.....0.....0.....0.....0.....0.....
6. 2011.....0.....0.....0.....0.....0.....0.....0.....0.....0.....0.....0.....0.....
7. 2012.....0.....0.....0.....0.....0.....0.....0.....0.....0.....0.....0.....0.....
8. 2013.....0.....0.....0.....0.....0.....0.....0.....0.....0.....0.....0.....0.....
9. 2014.....0.....0.....0.....0.....0.....0.....0.....0.....0.....0.....0.....0.....
10. 2015.....0.....0.....0.....0.....0.....0.....0.....0.....0.....0.....0.....0.....
11. 2016.....0.....0.....0.....0.....0.....0.....0.....0.....0.....0.....0.....0.....
12. Totals.....XXX.....XXX.....XXX.....0.....0.....0.....0.....0.....0.....0.....0.....XXX.....

	Losses Unpaid				Defense and Cost Containment Unpaid				Adjusting and Other Unpaid		23 Salvage and Subrogation Anticipated	24 Total Net Losses and Expenses Unpaid	25 Number of Claims Outstanding Direct and Assumed
	Case Basis		Bulk + IBNR		Case Basis		Bulk + IBNR		21 Direct and Assumed	22 Ceded			
	13 Direct and Assumed	14 Ceded	15 Direct and Assumed	16 Ceded	17 Direct and Assumed	18 Ceded	19 Direct and Assumed	20 Ceded					
1. Prior.....0000000000000
2. 2007.....0000000000000
3. 2008.....0000000000000
4. 2009.....0000000000000
5. 2010.....0000000000000
6. 2011.....0000000000000
7. 2012.....0000000000000
8. 2013.....0000000000000
9. 2014.....0000000000000
10. 2015.....0000000000000
11. 2016.....0000000000000
12. Totals...0000000000000

NONE

	Total Losses and Loss Expenses Incurred			Loss and Loss Expense Percentage (Incurred/Premiums Earned)			Nontabular Discount		34	Net Balance Sheet Reserves after Discount	
	26 Direct and Assumed	27 Ceded	28 Net	29 Direct and Assumed	30 Ceded	31 Net	32 Loss	33 Loss Expense	Inter- Company Pooling Participation Percentage	35 Losses Unpaid	36 Loss Expenses Unpaid
1. Prior..XXX.....XXX.....XXX.....XXX.....XXX.....XXX.....0.....0.....XXX.....0.....0.....
2. 2007.0.....0.....0.....0.0.....0.0.....0.0.....0.....0.....0.00.....0.....0.....
3. 2008.0.....0.....0.....0.0.....0.0.....0.0.....0.....0.....0.00.....0.....0.....
4. 2009.0.....0.....0.....0.0.....0.0.....0.0.....0.....0.....0.00.....0.....0.....
5. 2010.0.....0.....0.....0.0.....0.0.....0.0.....0.....0.....0.00.....0.....0.....
6. 2011.0.....0.....0.....0.0.....0.0.....0.0.....0.....0.....0.00.....0.....0.....
7. 2012.0.....0.....0.....0.0.....0.0.....0.0.....0.....0.....0.00.....0.....0.....
8. 2013.0.....0.....0.....0.0.....0.0.....0.0.....0.....0.....0.00.....0.....0.....
9. 2014.0.....0.....0.....0.0.....0.0.....0.0.....0.....0.....0.00.....0.....0.....
10. 2015.0.....0.....0.....0.0.....0.0.....0.0.....0.....0.....0.00.....0.....0.....
11. 2016.0.....0.....0.....0.0.....0.0.....0.0.....0.....0.....0.00.....0.....0.....
12. TotalsXXX.....XXX.....XXX.....XXX.....XXX.....XXX.....0.....0.....XXX.....0.....0.....

SCHEDULE P - PART 1B - PRIVATE PASSENGER AUTO LIABILITY/MEDICAL

(\$000 omitted)

Years in Which Premiums Were Earned and Losses Were Incurred	Premiums Earned			Loss and Loss Expense Payments								12 Number of Claims Reported- Direct and Assumed
	1 Direct and Assumed	2 Ceded	3 Net (Cols. 1 - 2)	Loss Payments		Defense and Cost Containment Payments		Adjusting and Other Payments		10 Salvage and Subrogation Received	11 Total Net Paid (Cols. 4 - 5 + 6 - 7 + 8 - 9)	
				4 Direct and Assumed	5 Ceded	6 Direct and Assumed	7 Ceded	8 Direct and Assumed	9 Ceded			
1. Prior.....XXX.....XXX.....XXX.....0.....106.....0.....0.....0.....0.....0.....(106).....XXX.....
2. 2007.....0.....0.....0.....0.....0.....0.....0.....0.....0.....0.....0.....0.....
3. 2008.....0.....0.....0.....0.....0.....0.....0.....0.....0.....0.....0.....0.....
4. 2009.....0.....0.....0.....0.....0.....0.....0.....0.....0.....0.....0.....0.....
5. 2010.....0.....0.....0.....0.....0.....0.....0.....0.....0.....0.....0.....0.....
6. 2011.....0.....0.....0.....0.....0.....0.....0.....0.....0.....0.....0.....0.....
7. 2012.....0.....0.....0.....0.....0.....0.....0.....0.....0.....0.....0.....0.....
8. 2013.....0.....0.....0.....0.....0.....0.....0.....0.....0.....0.....0.....0.....
9. 2014.....0.....0.....0.....0.....0.....0.....0.....0.....0.....0.....0.....0.....
10. 2015.....0.....0.....0.....0.....0.....0.....0.....0.....0.....0.....0.....0.....
11. 2016.....0.....0.....0.....0.....0.....0.....0.....0.....0.....0.....0.....0.....
12. Totals.....XXX.....XXX.....XXX.....0.....106.....0.....0.....0.....0.....0.....(106).....XXX.....

	Losses Unpaid				Defense and Cost Containment Unpaid				Adjusting and Other Unpaid		23 Salvage and Subrogation Anticipated	24 Total Net Losses and Expenses Unpaid	25 Number of Claims Outstanding Direct and Assumed
	Case Basis		Bulk + IBNR		Case Basis		Bulk + IBNR		21 Direct and Assumed	22 Ceded			
	13 Direct and Assumed	14 Ceded	15 Direct and Assumed	16 Ceded	17 Direct and Assumed	18 Ceded	19 Direct and Assumed	20 Ceded					
1. Prior.....0000000000000
2. 2007.....0000000000000
3. 2008.....0000000000000
4. 2009.....0000000000000
5. 2010.....0000000000000
6. 2011.....0000000000000
7. 2012.....0000000000000
8. 2013.....0000000000000
9. 2014.....0000000000000
10. 2015.....0000000000000
11. 2016.....0000000000000
12. Totals...0000000000000

	Total Losses and Loss Expenses Incurred			Loss and Loss Expense Percentage (Incurred/Premiums Earned)			Nontabular Discount		34	Net Balance Sheet Reserves after Discount	
	26 Direct and Assumed	27 Ceded	28 Net	29 Direct and Assumed	30 Ceded	31 Net	32 Loss	33 Loss Expense	Inter- Company Pooling Participation Percentage	35 Losses Unpaid	36 Loss Expenses Unpaid
1. Prior..XXX.....XXX.....XXX.....XXX.....XXX.....XXX.....0.....0.....XXX.....0.....0.....
2. 2007.0.....0.....0.....0.0.....0.0.....0.0.....0.....0.....0.00.....0.....0.....
3. 2008.0.....0.....0.....0.0.....0.0.....0.0.....0.....0.....0.00.....0.....0.....
4. 2009.0.....0.....0.....0.0.....0.0.....0.0.....0.....0.....0.00.....0.....0.....
5. 2010.0.....0.....0.....0.0.....0.0.....0.0.....0.....0.....0.00.....0.....0.....
6. 2011.0.....0.....0.....0.0.....0.0.....0.0.....0.....0.....0.00.....0.....0.....
7. 2012.0.....0.....0.....0.0.....0.0.....0.0.....0.....0.....0.00.....0.....0.....
8. 2013.0.....0.....0.....0.0.....0.0.....0.0.....0.....0.....0.00.....0.....0.....
9. 2014.0.....0.....0.....0.0.....0.0.....0.0.....0.....0.....0.00.....0.....0.....
10. 2015.0.....0.....0.....0.0.....0.0.....0.0.....0.....0.....0.00.....0.....0.....
11. 2016.0.....0.....0.....0.0.....0.0.....0.0.....0.....0.....0.00.....0.....0.....
12. TotalsXXX.....XXX.....XXX.....XXX.....XXX.....XXX.....0.....0.....XXX.....0.....0.....

SCHEDULE P - PART 1C - COMMERCIAL AUTO/TRUCK LIABILITY/MEDICAL

(\$000 omitted)

Years in Which Premiums Were Earned and Losses Were Incurred	Premiums Earned			Loss and Loss Expense Payments							12 Number of Claims Reported- Direct and Assumed	
	1 Direct and Assumed	2 Ceded	3 Net (Cols. 1 - 2)	Loss Payments		Defense and Cost Containment Payments		Adjusting and Other Payments		10 Salvage and Subrogation Received		11 Total Net Paid (Cols. 4 - 5 + 6 - 7 + 8 - 9)
				4 Direct and Assumed	5 Ceded	6 Direct and Assumed	7 Ceded	8 Direct and Assumed	9 Ceded			
1. Prior.....XXX.....XXX.....XXX.....00000000XXX.....
2. 2007.....000000000000
3. 2008.....000000000000
4. 2009.....000000000000
5. 2010.....000000000000
6. 2011.....000000000000
7. 2012.....000000000000
8. 2013.....000000000000
9. 2014.....000000000000
10. 2015.....000000000000
11. 2016.....000000000000
12. Totals.....XXX.....XXX.....XXX.....00000000XXX.....

	Losses Unpaid				Defense and Cost Containment Unpaid				Adjusting and Other Unpaid		23 Salvage and Subrogation Anticipated	24 Total Net Losses and Expenses Unpaid	25 Number of Claims Outstanding Direct and Assumed
	Case Basis		Bulk + IBNR		Case Basis		Bulk + IBNR		21 Direct and Assumed	22 Ceded			
	13 Direct and Assumed	14 Ceded	15 Direct and Assumed	16 Ceded	17 Direct and Assumed	18 Ceded	19 Direct and Assumed	20 Ceded					
1. Prior.....0000000000000
2. 2007.....0000000000000
3. 2008.....0000000000000
4. 2009.....0000000000000
5. 2010.....0000000000000
6. 2011.....0000000000000
7. 2012.....0000000000000
8. 2013.....0000000000000
9. 2014.....0000000000000
10. 2015.....0000000000000
11. 2016.....0000000000000
12. Totals...0000000000000

NONE

	Total Losses and Loss Expenses Incurred			Loss and Loss Expense Percentage (Incurred/Premiums Earned)			Nontabular Discount		34	Net Balance Sheet Reserves after Discount	
	26 Direct and Assumed	27 Ceded	28 Net	29 Direct and Assumed	30 Ceded	31 Net	32 Loss	33 Loss Expense	Inter- Company Pooling Participation Percentage	35	36
										Losses Unpaid	Loss Expenses Unpaid
1. Prior..XXX.....XXX.....XXX.....XXX.....XXX.....XXX.....00XXX.....00
2. 2007.0000.00.00.0000.0000
3. 2008.0000.00.00.0000.0000
4. 2009.0000.00.00.0000.0000
5. 2010.0000.00.00.0000.0000
6. 2011.0000.00.00.0000.0000
7. 2012.0000.00.00.0000.0000
8. 2013.0000.00.00.0000.0000
9. 2014.0000.00.00.0000.0000
10. 2015.0000.00.00.0000.0000
11. 2016.0000.00.00.0000.0000
12. TotalsXXX.....XXX.....XXX.....XXX.....XXX.....XXX.....00XXX.....00

SCHEDULE P - PART 1D - WORKERS' COMPENSATION
(EXCLUDING EXCESS WORKERS' COMPENSATION)

(\$000 omitted)

Years in Which Premiums Were Earned and Losses Were Incurred	Premiums Earned			Loss and Loss Expense Payments								12 Number of Claims Reported- Direct and Assumed
	1 Direct and Assumed	2 Ceded	3 Net (Cols. 1 - 2)	Loss Payments		Defense and Cost Containment Payments		Adjusting and Other Payments		10 Salvage and Subrogation Received	11 Total Net Paid (Cols. 4 - 5 + 6 - 7 + 8 - 9)	
				4 Direct and Assumed	5 Ceded	6 Direct and Assumed	7 Ceded	8 Direct and Assumed	9 Ceded			
1. Prior.....XXX.....XXX.....XXX.....1,0211,011797900010XXX.....
2. 2007.....000000000000
3. 2008.....(32)1,040(1,072)000000000
4. 2009.....000000000000
5. 2010.....000000000000
6. 2011.....000000000000
7. 2012.....041(41)000000000
8. 2013.....000000000000
9. 2014.....000000000000
10. 2015.....000000000000
11. 2016.....000000000000
12. Totals.....XXX.....XXX.....XXX.....1,0211,011797900010XXX.....

	Losses Unpaid				Defense and Cost Containment Unpaid				Adjusting and Other Unpaid		23 Salvage and Subrogation Anticipated	24 Total Net Losses and Expenses Unpaid	25 Number of Claims Outstanding- Direct and Assumed
	Case Basis		Bulk + IBNR		Case Basis		Bulk + IBNR		21	22			
	13 Direct and Assumed	14 Ceded	15 Direct and Assumed	16 Ceded	17 Direct and Assumed	18 Ceded	19 Direct and Assumed	20 Ceded	Direct and Assumed	Ceded			
1. Prior.....14,66214,51411,28310,9048308261,1181,111160055434
2. 2007.....0000000000000
3. 2008.....0000000000000
4. 2009.....0000000000000
5. 2010.....0000000000000
6. 2011.....0000000000000
7. 2012.....0000000000000
8. 2013.....0000000000000
9. 2014.....0000000000000
10. 2015.....0000000000000
11. 2016.....0000000000000
12. Totals...14,66214,51411,28310,9048308261,1181,111160055434

	Total Losses and Loss Expenses Incurred			Loss and Loss Expense Percentage (Incurred/Premiums Earned)			Nontabular Discount		34	Net Balance Sheet Reserves after Discount	
	26 Direct and Assumed	27 Ceded	28 Net	29 Direct and Assumed	30 Ceded	31 Net	32 Loss	33 Loss Expense	Inter- Company Pooling Participation Percentage	35 Losses Unpaid	36 Loss Expenses Unpaid
1. Prior..XXX.....XXX.....XXX.....XXX.....XXX.....XXX.....00XXX.....52727
2. 2007.0000.00.00.0000.0000
3. 2008.0000.00.00.0000.0000
4. 2009.0000.00.00.0000.0000
5. 2010.0000.00.00.0000.0000
6. 2011.0000.00.00.0000.0000
7. 2012.0000.00.00.0000.0000
8. 2013.0000.00.00.0000.0000
9. 2014.0000.00.00.0000.0000
10. 2015.0000.00.00.0000.0000
11. 2016.0000.00.00.0000.0000
12. TotalsXXX.....XXX.....XXX.....XXX.....XXX.....XXX.....00XXX.....52727

SCHEDULE P - PART 1E - COMMERCIAL MULTIPLE PERIL
(\$000 omitted)

Years in Which Premiums Were Earned and Losses Were Incurred	Premiums Earned			Loss and Loss Expense Payments								12 Number of Claims Reported- Direct and Assumed
	1 Direct and Assumed	2 Ceded	3 Net (Cols. 1 - 2)	Loss Payments		Defense and Cost Containment Payments		Adjusting and Other Payments		10 Salvage and Subrogation Received	11 Total Net Paid (Cols. 4 - 5 + 6 - 7 + 8 - 9)	
				4 Direct and Assumed	5 Ceded	6 Direct and Assumed	7 Ceded	8 Direct and Assumed	9 Ceded			
1. Prior.....XXX.....XXX.....XXX.....4,50402400004,528XXX.....
2. 2007.....(1).....22(23)000000000
3. 2008.....1625(9)000000000
4. 2009.....4(6)10000000000
5. 2010.....013(13)000000000
6. 2011.....4(96)100000000000
7. 2012.....0(8)8000000000
8. 2013.....0(124)124000000000
9. 2014.....000000000000
10. 2015.....606000000000
11. 2016.....000000000000
12. Totals.....XXX.....XXX.....XXX.....4,50402400004,528XXX.....

	Losses Unpaid				Defense and Cost Containment Unpaid				Adjusting and Other Unpaid		23 Salvage and Subrogation Anticipated	24 Total Net Losses and Expenses Unpaid	25 Number of Claims Outstanding Direct and Assumed
	Case Basis		Bulk + IBNR		Case Basis		Bulk + IBNR		21 Direct and Assumed	22 Ceded			
	13 Direct and Assumed	14 Ceded	15 Direct and Assumed	16 Ceded	17 Direct and Assumed	18 Ceded	19 Direct and Assumed	20 Ceded					
1. Prior....1,54903,9840440670167005,8110
2. 2007....0000000000000
3. 2008....0000000000000
4. 2009....0000000000000
5. 2010....0000000000000
6. 2011....0000000000000
7. 2012....0000000000000
8. 2013....0000000000000
9. 2014....0000000000000
10. 2015....0000000000000
11. 2016....0000000000000
12. Totals...1,54903,9840440670167005,8110

	Total Losses and Loss Expenses Incurred			Loss and Loss Expense Percentage (Incurred/Premiums Earned)			Nontabular Discount		34	Net Balance Sheet Reserves after Discount	
	26 Direct and Assumed	27 Ceded	28 Net	29 Direct and Assumed	30 Ceded	31 Net	32 Loss	33 Loss Expense	Inter- Company Pooling Participation Percentage	35	36
										Losses Unpaid	Loss Expenses Unpaid
1. Prior..XXX.....XXX.....XXX.....XXX.....XXX.....XXX.....00XXX.....5,533278
2. 2007.0000.00.00.0000.0000
3. 2008.0000.00.00.0000.0000
4. 2009.0000.00.00.0000.0000
5. 2010.0000.00.00.0000.0000
6. 2011.0000.00.00.0000.0000
7. 2012.0000.00.00.0000.0000
8. 2013.0000.00.00.0000.0000
9. 2014.0000.00.00.0000.0000
10. 2015.0000.00.00.0000.0000
11. 2016.0000.00.00.0000.0000
12. TotalsXXX.....XXX.....XXX.....XXX.....XXX.....XXX.....00XXX.....5,533278

Sch. P - Pt. 1F - Sn. 1
NONE

Sch. P - Pt. 1F - Sn. 2
NONE

SCHEDULE P - PART 1G - SPECIAL LIABILITY
(OCEAN MARINE, AIRCRAFT (ALL PERILS), BOILER AND MACHINERY)
(\$000 omitted)

Years in Which Premiums Were Earned and Losses Were Incurred	Premiums Earned			Loss and Loss Expense Payments								12 Number of Claims Reported- Direct and Assumed
	1 Direct and Assumed	2 Ceded	3 Net (Cols. 1 - 2)	Loss Payments		Defense and Cost Containment Payments		Adjusting and Other Payments		10 Salvage and Subrogation Received	11 Total Net Paid (Cols. 4 - 5 + 6 - 7 + 8 - 9)	
				4 Direct and Assumed	5 Ceded	6 Direct and Assumed	7 Ceded	8 Direct and Assumed	9 Ceded			
1. Prior.....XXX.....XXX.....XXX.....0.....0.....0.....0.....0.....0.....0.....0.....XXX.....
2. 2007.....0.....3.....(3).....0.....0.....0.....0.....0.....0.....0.....0.....XXX.....
3. 2008.....0.....3.....(3).....0.....0.....0.....0.....0.....0.....0.....0.....XXX.....
4. 2009.....0.....(8).....8.....0.....0.....0.....0.....0.....0.....0.....0.....XXX.....
5. 2010.....0.....2.....(2).....0.....0.....0.....0.....0.....0.....0.....0.....XXX.....
6. 2011.....0.....(2).....2.....0.....0.....0.....0.....0.....0.....0.....0.....XXX.....
7. 2012.....0.....0.....0.....0.....0.....0.....0.....0.....0.....0.....0.....XXX.....
8. 2013.....0.....(7).....7.....0.....0.....0.....0.....0.....0.....0.....0.....XXX.....
9. 2014.....0.....0.....0.....0.....0.....0.....0.....0.....0.....0.....0.....XXX.....
10. 2015.....0.....0.....0.....0.....0.....0.....0.....0.....0.....0.....0.....XXX.....
11. 2016.....0.....0.....0.....0.....0.....0.....0.....0.....0.....0.....0.....XXX.....
12. Totals.....XXX.....XXX.....XXX.....0.....0.....0.....0.....0.....0.....0.....0.....XXX.....

	Losses Unpaid				Defense and Cost Containment Unpaid				Adjusting and Other Unpaid		23 Salvage and Subrogation Anticipated	24 Total Net Losses and Expenses Unpaid	25 Number of Claims Outstanding- Direct and Assumed
	Case Basis		Bulk + IBNR		Case Basis		Bulk + IBNR		21 Direct and Assumed	22 Ceded			
	13 Direct and Assumed	14 Ceded	15 Direct and Assumed	16 Ceded	17 Direct and Assumed	18 Ceded	19 Direct and Assumed	20 Ceded					
1. Prior.....21.....0.....52.....0.....1.....0.....1.....0.....2.....0.....0.....77.....0.....
2. 2007.....0.....0.....0.....0.....0.....0.....0.....0.....0.....0.....0.....0.....0.....
3. 2008.....0.....0.....0.....0.....0.....0.....0.....0.....0.....0.....0.....0.....0.....
4. 2009.....0.....0.....0.....0.....0.....0.....0.....0.....0.....0.....0.....0.....0.....
5. 2010.....0.....0.....0.....0.....0.....0.....0.....0.....0.....0.....0.....0.....0.....
6. 2011.....0.....0.....0.....0.....0.....0.....0.....0.....0.....0.....0.....0.....0.....
7. 2012.....0.....0.....0.....0.....0.....0.....0.....0.....0.....0.....0.....0.....0.....
8. 2013.....0.....0.....0.....0.....0.....0.....0.....0.....0.....0.....0.....0.....0.....
9. 2014.....0.....0.....0.....0.....0.....0.....0.....0.....0.....0.....0.....0.....0.....
10. 2015.....0.....0.....0.....0.....0.....0.....0.....0.....0.....0.....0.....0.....0.....
11. 2016.....0.....0.....0.....0.....0.....0.....0.....0.....0.....0.....0.....0.....0.....
12. Totals...21.....0.....52.....0.....1.....0.....1.....0.....2.....0.....0.....77.....0.....

	Total Losses and Loss Expenses Incurred			Loss and Loss Expense Percentage (Incurred/Premiums Earned)			Nontabular Discount		34 Inter-Company Pooling Participation Percentage	Net Balance Sheet Reserves after Discount	
	26 Direct and Assumed	27 Ceded	28 Net	29 Direct and Assumed	30 Ceded	31 Net	32 Loss	33 Loss Expense		35 Losses Unpaid	36 Loss Expenses Unpaid
1. Prior..XXX.....XXX.....XXX.....XXX.....XXX.....XXX.....0.....0.....XXX.....73.....4.....
2. 2007.0.....0.....0.....0.0.....0.0.....0.0.....0.....0.....0.00.....0.....0.....
3. 2008.0.....0.....0.....0.0.....0.0.....0.0.....0.....0.....0.00.....0.....0.....
4. 2009.0.....0.....0.....0.0.....0.0.....0.0.....0.....0.....0.00.....0.....0.....
5. 2010.0.....0.....0.....0.0.....0.0.....0.0.....0.....0.....0.00.....0.....0.....
6. 2011.0.....0.....0.....0.0.....0.0.....0.0.....0.....0.....0.00.....0.....0.....
7. 2012.0.....0.....0.....0.0.....0.0.....0.0.....0.....0.....0.00.....0.....0.....
8. 2013.0.....0.....0.....0.0.....0.0.....0.0.....0.....0.....0.00.....0.....0.....
9. 2014.0.....0.....0.....0.0.....0.0.....0.0.....0.....0.....0.00.....0.....0.....
10. 2015.0.....0.....0.....0.0.....0.0.....0.0.....0.....0.....0.00.....0.....0.....
11. 2016.0.....0.....0.....0.0.....0.0.....0.0.....0.....0.....0.00.....0.....0.....
12. TotalsXXX.....XXX.....XXX.....XXX.....XXX.....XXX.....0.....0.....XXX.....73.....4.....

SCHEDULE P - PART 1H - SECTION 1 - OTHER LIABILITY - OCCURRENCE

(\$000 omitted)

Years in Which Premiums Were Earned and Losses Were Incurred	Premiums Earned			Loss and Loss Expense Payments								12 Number of Claims Reported- Direct and Assumed
	1 Direct and Assumed	2 Ceded	3 Net (Cols. 1 - 2)	Loss Payments		Defense and Cost Containment Payments		Adjusting and Other Payments		10 Salvage and Subrogation Received	11 Total Net Paid (Cols. 4 - 5 + 6 - 7 + 8 - 9)	
				4 Direct and Assumed	5 Ceded	6 Direct and Assumed	7 Ceded	8 Direct and Assumed	9 Ceded			
1. Prior.....XXX.....XXX.....XXX.....558.....0.....96.....0.....0.....0.....0.....654.....XXX.....
2. 2007.....10,337.....54.....10,283.....723.....0.....0.....0.....0.....0.....0.....723.....460.....
3. 2008.....9,517.....42.....9,475.....1,092.....0.....0.....0.....0.....0.....0.....1,092.....309.....
4. 2009.....7,976.....14.....7,962.....1,730.....0.....0.....0.....0.....0.....0.....1,730.....338.....
5. 2010.....8,207.....1,486.....6,721.....1,014.....8.....0.....0.....0.....0.....0.....1,006.....286.....
6. 2011.....10,233.....4,142.....6,091.....788.....154.....0.....0.....0.....0.....0.....634.....191.....
7. 2012.....8,756.....3,775.....4,981.....662.....186.....0.....0.....0.....0.....0.....476.....139.....
8. 2013.....5,094.....3,191.....1,903.....434.....160.....0.....0.....0.....0.....0.....274.....78.....
9. 2014.....1,759.....381.....1,378.....230.....87.....0.....0.....0.....0.....0.....143.....42.....
10. 2015.....1,268.....0.....1,268.....85.....0.....0.....0.....0.....0.....0.....85.....14.....
11. 2016.....1,128.....0.....1,128.....64.....0.....0.....0.....0.....0.....0.....64.....14.....
12. Totals.....XXX.....XXX.....XXX.....7,380.....595.....96.....0.....0.....0.....0.....6,881.....XXX.....

	Losses Unpaid				Defense and Cost Containment Unpaid				Adjusting and Other Unpaid		23 Salvage and Subrogation Anticipated	24 Total Net Losses and Expenses Unpaid	25 Number of Claims Outstanding Direct and Assumed
	Case Basis		Bulk + IBNR		Case Basis		Bulk + IBNR		21 Direct and Assumed	22 Ceded			
	13 Direct and Assumed	14 Ceded	15 Direct and Assumed	16 Ceded	17 Direct and Assumed	18 Ceded	19 Direct and Assumed	20 Ceded					
1. Prior....5,486.....0.....14,109.....0.....158.....0.....237.....0.....592.....0.....0.....20,582.....0.....
2. 2007....0.....0.....0.....0.....0.....0.....0.....0.....0.....0.....0.....0.....0.....
3. 2008....0.....0.....0.....0.....0.....0.....0.....0.....0.....0.....0.....0.....0.....
4. 2009....0.....0.....0.....0.....0.....0.....0.....0.....0.....0.....0.....0.....0.....
5. 2010....0.....0.....0.....0.....0.....0.....0.....0.....0.....0.....0.....0.....0.....
6. 2011....0.....0.....0.....0.....0.....0.....0.....0.....0.....0.....0.....0.....0.....
7. 2012....1.....0.....0.....0.....0.....0.....0.....0.....0.....0.....0.....1.....0.....
8. 2013....3.....0.....0.....0.....0.....0.....0.....0.....0.....0.....0.....3.....0.....
9. 2014....4.....0.....0.....0.....0.....0.....0.....0.....0.....0.....0.....4.....1.....
10. 2015....16.....0.....0.....0.....0.....0.....0.....0.....0.....0.....0.....16.....3.....
11. 2016....35.....0.....52.....0.....0.....0.....0.....0.....0.....0.....0.....87.....7.....
12. Totals...5,545.....0.....14,161.....0.....158.....0.....237.....0.....592.....0.....0.....20,693.....11.....

	Total Losses and Loss Expenses Incurred			Loss and Loss Expense Percentage (Incurred/Premiums Earned)			Nontabular Discount		34	Net Balance Sheet Reserves after Discount	
	26 Direct and Assumed	27 Ceded	28 Net	29 Direct and Assumed	30 Ceded	31 Net	32 Loss	33 Loss Expense	Inter- Company Pooling Participation Percentage	35 Losses Unpaid	36 Loss Expenses Unpaid
1. Prior..XXX.....XXX.....XXX.....XXX.....XXX.....XXX.....0.....0.....XXX.....19,595.....987.....
2. 2007.723.....0.....723.....7.0.....0.0.....7.0.....0.....0.....0.00.....0.....0.....
3. 2008.1,092.....0.....1,092.....11.5.....0.0.....11.5.....0.....0.....0.00.....0.....0.....
4. 2009.1,730.....0.....1,730.....21.7.....0.0.....21.7.....0.....0.....0.00.....0.....0.....
5. 2010.1,014.....8.....1,006.....12.4.....0.5.....15.0.....0.....0.....0.00.....0.....0.....
6. 2011.788.....154.....634.....7.7.....3.7.....10.4.....0.....0.....0.00.....0.....0.....
7. 2012.663.....186.....477.....7.6.....4.9.....9.6.....0.....0.....0.00.....1.....0.....
8. 2013.437.....160.....277.....8.6.....5.0.....14.6.....0.....0.....0.00.....3.....0.....
9. 2014.234.....87.....147.....13.3.....22.8.....10.7.....0.....0.....0.00.....4.....0.....
10. 2015.101.....0.....101.....8.0.....0.0.....8.0.....0.....0.....0.00.....16.....0.....
11. 2016.151.....0.....151.....13.4.....0.0.....13.4.....0.....0.....0.00.....87.....0.....
12. TotalsXXX.....XXX.....XXX.....XXX.....XXX.....XXX.....0.....0.....XXX.....19,706.....987.....

SCHEDULE P - PART 1H - SECTION 2 - OTHER LIABILITY - CLAIMS-MADE

(\$000 omitted)

Years in Which Premiums Were Earned and Losses Were Incurred	Premiums Earned			Loss and Loss Expense Payments								12 Number of Claims Reported- Direct and Assumed
	1 Direct and Assumed	2 Ceded	3 Net (Cols. 1 - 2)	Loss Payments		Defense and Cost Containment Payments		Adjusting and Other Payments		10 Salvage and Subrogation Received	11 Total Net Paid (Cols. 4 - 5 + 6 - 7 + 8 - 9)	
				4 Direct and Assumed	5 Ceded	6 Direct and Assumed	7 Ceded	8 Direct and Assumed	9 Ceded			
1. Prior.....XXX.....XXX.....XXX.....00000000XXX.....
2. 2007.....000000000000
3. 2008.....000000000000
4. 2009.....000000000000
5. 2010.....000000000000
6. 2011.....000000000000
7. 2012.....000000000000
8. 2013.....000000000000
9. 2014.....000000000000
10. 2015.....000000000000
11. 2016.....000000000000
12. Totals.....XXX.....XXX.....XXX.....00000000XXX.....

	Losses Unpaid				Defense and Cost Containment Unpaid				Adjusting and Other Unpaid		23 Salvage and Subrogation Anticipated	24 Total Net Losses and Expenses Unpaid	25 Number of Claims Outstanding Direct and Assumed
	Case Basis		Bulk + IBNR		Case Basis		Bulk + IBNR		21 Direct and Assumed	22 Ceded			
	13 Direct and Assumed	14 Ceded	15 Direct and Assumed	16 Ceded	17 Direct and Assumed	18 Ceded	19 Direct and Assumed	20 Ceded					
1. Prior.....0000000000000
2. 2007.....0000000000000
3. 2008.....0000000000000
4. 2009.....0000000000000
5. 2010.....0000000000000
6. 2011.....0000000000000
7. 2012.....0000000000000
8. 2013.....0000000000000
9. 2014.....0000000000000
10. 2015.....0000000000000
11. 2016.....0000000000000
12. Totals...0000000000000

NONE

	Total Losses and Loss Expenses Incurred			Loss and Loss Expense Percentage (Incurred/Premiums Earned)			Nontabular Discount		34	Net Balance Sheet Reserves after Discount	
	26 Direct and Assumed	27 Ceded	28 Net	29 Direct and Assumed	30 Ceded	31 Net	32 Loss	33 Loss Expense	Inter- Company Pooling Participation Percentage	35 Losses Unpaid	36 Loss Expenses Unpaid
1. Prior..XXX.....XXX.....XXX.....XXX.....XXX.....XXX.....00XXX.....00
2. 2007.0000.00.00.0000.0000
3. 2008.0000.00.00.0000.0000
4. 2009.0000.00.00.0000.0000
5. 2010.0000.00.00.0000.0000
6. 2011.0000.00.00.0000.0000
7. 2012.0000.00.00.0000.0000
8. 2013.0000.00.00.0000.0000
9. 2014.0000.00.00.0000.0000
10. 2015.0000.00.00.0000.0000
11. 2016.0000.00.00.0000.0000
12. TotalsXXX.....XXX.....XXX.....XXX.....XXX.....XXX.....00XXX.....00

SCHEDULE P - PART 1I - SPECIAL PROPERTY (FIRE, ALLIED LINES, INLAND MARINE,
EARTHQUAKE, BURGLARY AND THEFT)
(\$000 omitted)

Years in Which Premiums Were Earned and Losses Were Incurred	Premiums Earned			Loss and Loss Expense Payments								12 Number of Claims Reported- Direct and Assumed
	1 Direct and Assumed	2 Ceded	3 Net (Cols. 1 - 2)	Loss Payments		Defense and Cost Containment Payments		Adjusting and Other Payments		10 Salvage and Subrogation Received	11 Total Net Paid (Cols. 4 - 5 + 6 - 7 + 8 - 9)	
				4 Direct and Assumed	5 Ceded	6 Direct and Assumed	7 Ceded	8 Direct and Assumed	9 Ceded			
1. Prior.....XXX.....XXX.....XXX.....1,213158000001,055XXX.....
2. 2015.....305,70619,147286,559180,30814,00100000166,307XXX.....
3. 2016.....356,52616,460340,066163,80911,94400000151,865XXX.....
4. Totals....XXX.....XXX.....XXX.....345,33026,10300000319,227XXX.....

	Losses Unpaid				Defense and Cost Containment Unpaid				Adjusting and Other Unpaid		23 Salvage and Subrogation Anticipated	24 Total Net Losses and Expenses Unpaid	25 Number of Claims Outstanding- Direct and Assumed
	Case Basis		Bulk + IBNR		Case Basis		Bulk + IBNR		21	22			
	13 Direct and Assumed	14 Ceded	15 Direct and Assumed	16 Ceded	17 Direct and Assumed	18 Ceded	19 Direct and Assumed	20 Ceded	Direct and Assumed	Ceded			
1. Prior.....3301200000100460
2. 2015.....00628840000000544251
3. 2016.....0051,6443,278000000048,36620,658
4. Totals...33052,2843,362000010048,95620,909

	Total Losses and Loss Expenses Incurred			Loss and Loss Expense Percentage (Incurred/Premiums Earned)			Nontabular Discount		34 Inter-Company Pooling Participation Percentage	Net Balance Sheet Reserves after Discount	
	26 Direct and Assumed	27 Ceded	28 Net	29 Direct and Assumed	30 Ceded	31 Net	32 Loss	33 Loss Expense		35 Losses Unpaid	36 Loss Expenses Unpaid
1. Prior..XXX.....XXX.....XXX.....XXX.....XXX.....XXX.....00XXX.....451
2. 2015.180,93614,085166,85159.273.658.2000.005440
3. 2016.215,45315,222200,23160.492.558.9000.0048,3660
4. TotalsXXX.....XXX.....XXX.....XXX.....XXX.....XXX.....00XXX.....48,9551

Sch. P - Pt. 1J
NONE

Sch. P - Pt. 1K
NONE

SCHEDULE P - PART 1L - OTHER (INCLUDING CREDIT, ACCIDENT AND HEALTH)
(\$000 omitted)

Years in Which Premiums Were Earned and Losses Were Incurred	Premiums Earned			Loss and Loss Expense Payments								12 Number of Claims Reported- Direct and Assumed
	1 Direct and Assumed	2 Ceded	3 Net (Cols. 1 - 2)	Loss Payments		Defense and Cost Containment Payments		Adjusting and Other Payments		10 Salvage and Subrogation Received	11 Total Net Paid (Cols. 4 - 5 + 6 - 7 + 8 - 9)	
				4 Direct and Assumed	5 Ceded	6 Direct and Assumed	7 Ceded	8 Direct and Assumed	9 Ceded			
1. Prior.....XXX.....XXX.....XXX.....63150000048XXX.....
2. 2015.....32,72311,70321,02023,5458,1550000015,390XXX.....
3. 2016.....32,13811,53520,60322,1336,8140000015,319XXX.....
4. Totals....XXX.....XXX.....XXX.....45,74114,9840000030,757XXX.....

	Losses Unpaid				Defense and Cost Containment Unpaid				Adjusting and Other Unpaid		23 Salvage and Subrogation Anticipated	24 Total Net Losses and Expenses Unpaid	25 Number of Claims Outstanding- Direct and Assumed
	Case Basis		Bulk + IBNR		Case Basis		Bulk + IBNR		21	22			
	13 Direct and Assumed	14 Ceded	15 Direct and Assumed	16 Ceded	17 Direct and Assumed	18 Ceded	19 Direct and Assumed	20 Ceded	Direct and Assumed	Ceded			
1. Prior.....5530000000000553277
2. 2015.....3530174650000000462176
3. 2016.....1,6431,0094,0771,233004800003,526822
4. Totals...2,5491,0094,2511,298004800004,5411,275

	Total Losses and Loss Expenses Incurred			Loss and Loss Expense Percentage (Incurred/Premiums Earned)			Nontabular Discount		34	Net Balance Sheet Reserves after Discount	
	26 Direct and Assumed	27 Ceded	28 Net	29 Direct and Assumed	30 Ceded	31 Net	32 Loss	33 Loss Expense	Inter-Company Pooling Participation Percentage	35 Losses Unpaid	36 Loss Expenses Unpaid
1. Prior..XXX.....XXX.....XXX.....XXX.....XXX.....XXX.....00XXX.....5530
2. 2015.24,0728,22015,85273.670.275.4000.004620
3. 2016.27,9019,05618,84586.878.591.5000.003,47848
4. TotalsXXX.....XXX.....XXX.....XXX.....XXX.....XXX.....00XXX.....4,49348

Sch. P - Pt. 1M
NONE

Sch. P - Pt. 1N
NONE

Sch. P - Pt. 1O
NONE

Sch. P - Pt. 1P
NONE

Sch. P - Pt. 1R - Sn. 1
NONE

Sch. P - Pt. 1R - Sn. 2
NONE

SCHEDULE P - PART 1S - FINANCIAL GUARANTY/MORTGAGE GUARANTY
(\$000 omitted)

Years in Which Premiums Were Earned and Losses Were Incurred	Premiums Earned			Loss and Loss Expense Payments								12 Number of Claims Reported- Direct and Assumed
	1 Direct and Assumed	2 Ceded	3 Net (Cols. 1 - 2)	Loss Payments		Defense and Cost Containment Payments		Adjusting and Other Payments		10 Salvage and Subrogation Received	11 Total Net Paid (Cols. 4 - 5 + 6 - 7 + 8 - 9)	
				4 Direct and Assumed	5 Ceded	6 Direct and Assumed	7 Ceded	8 Direct and Assumed	9 Ceded			
1. Prior.....XXX.....XXX.....XXX.....00000000XXX.....
2. 2015.....3,000.....03,00000000000XXX.....
3. 2016.....3,000.....03,00000000000XXX.....
4. Totals....XXX.....XXX.....XXX.....00000000XXX.....

	Losses Unpaid				Defense and Cost Containment Unpaid				Adjusting and Other Unpaid		23 Salvage and Subrogation Anticipated	24 Total Net Losses and Expenses Unpaid	25 Number of Claims Outstanding-Direct and Assumed
	Case Basis		Bulk + IBNR		Case Basis		Bulk + IBNR		21 Direct and Assumed	22 Ceded			
	13 Direct and Assumed	14 Ceded	15 Direct and Assumed	16 Ceded	17 Direct and Assumed	18 Ceded	19 Direct and Assumed	20 Ceded					
1. Prior.....0000000000000
2. 2015.....0000000000000
3. 2016.....0000000000000
4. Totals...0000000000000

	Total Losses and Loss Expenses Incurred			Loss and Loss Expense Percentage (Incurred/Premiums Earned)			Nontabular Discount		34 Inter-Company Pooling Participation Percentage	Net Balance Sheet Reserves after Discount	
	26 Direct and Assumed	27 Ceded	28 Net	29 Direct and Assumed	30 Ceded	31 Net	32 Loss	33 Loss Expense		35 Losses Unpaid	36 Loss Expenses Unpaid
1. Prior..XXX.....XXX.....XXX.....XXX.....XXX.....XXX.....00XXX.....00
2. 2015.0000.00.00.0000.0000
3. 2016.0000.00.00.0000.0000
4. TotalsXXX.....XXX.....XXX.....XXX.....XXX.....XXX.....00XXX.....00

SCHEDULE P - PART 1T - WARRANTY

(\$000 omitted)

Years in Which Premiums Were Earned and Losses Were Incurred	Premiums Earned			Loss and Loss Expense Payments								12 Number of Claims Reported- Direct and Assumed
	1 Direct and Assumed	2 Ceded	3 Net (Cols. 1 - 2)	Loss Payments		Defense and Cost Containment Payments		Adjusting and Other Payments		10 Salvage and Subrogation Received	11 Total Net Paid (Cols. 4 - 5 + 6 - 7 + 8 - 9)	
				4 Direct and Assumed	5 Ceded	6 Direct and Assumed	7 Ceded	8 Direct and Assumed	9 Ceded			
1. Prior.....XXX.....XXX.....XXX.....00000000XXX.....
2. 2015.....1,134.....1,134.....05295290000002,115
3. 2016.....978.....978.....04434430000001,770
4. Totals....XXX.....XXX.....XXX.....972972000000XXX.....

	Losses Unpaid				Defense and Cost Containment Unpaid				Adjusting and Other Unpaid		23 Salvage and Subrogation Anticipated	24 Total Net Losses and Expenses Unpaid	25 Number of Claims Outstanding- Direct and Assumed
	Case Basis		Bulk + IBNR		Case Basis		Bulk + IBNR		21	22			
	13 Direct and Assumed	14 Ceded	15 Direct and Assumed	16 Ceded	17 Direct and Assumed	18 Ceded	19 Direct and Assumed	20 Ceded	Direct and Assumed	Ceded			
1. Prior.....0000000000000
2. 2015.....0000000000000
3. 2016.....202017170000000082
4. Totals...202017170000000082

	Total Losses and Loss Expenses Incurred			Loss and Loss Expense Percentage (Incurred/Premiums Earned)			Nontabular Discount		34	Net Balance Sheet Reserves after Discount	
	26 Direct and Assumed	27 Ceded	28	29 Direct and Assumed	30 Ceded	31	32 Loss	33 Loss Expense	Inter-Company Pooling Participation Percentage	35 Losses Unpaid	36 Loss Expenses Unpaid
			Net			Net					
1. Prior..XXX.....XXX.....XXX.....XXX.....XXX.....XXX.....00XXX.....00
2. 2015.529.....529.....046.646.60.0000.0000
3. 2016.480.....480.....049.149.10.0000.0000
4. TotalsXXX.....XXX.....XXX.....XXX.....XXX.....XXX.....00XXX.....00

SCHEDULE P - PART 2A - HOMEOWNERS/FARMOWNERS

Years in Which Losses Were Incurred	Incurred Net Losses and Defense and Cost Containment Expenses Reported at Year End (\$000 omitted)										Development	
	1	2	3	4	5	6	7	8	9	10	11	12
	2007	2008	2009	2010	2011	2012	2013	2014	2015	2016	One Year	Two Year
1. Prior.....000000000000
2. 2007.....000000000000
3. 2008.....	XXX.....00000000000
4. 2009.....	XXX.....	XXX.....0000000000
5. 2010.....	XXX.....	XXX.....	XXX.....000000000
6. 2011.....	XXX.....	XXX.....	XXX.....	XXX.....00000000
7. 2012.....	XXX.....	XXX.....	XXX.....	XXX.....	XXX.....0000000
8. 2013.....	XXX.....	XXX.....	XXX.....	XXX.....	XXX.....	XXX.....000000
9. 2014.....	XXX.....	XXX.....	XXX.....	XXX.....	XXX.....	XXX.....	XXX.....00000
10. 2015.....	XXX.....	XXX.....	XXX.....	XXX.....	XXX.....	XXX.....	XXX.....	XXX.....000	XXX.....
11. 2016.....	XXX.....	XXX.....	XXX.....	XXX.....	XXX.....	XXX.....	XXX.....	XXX.....	XXX.....0	XXX.....	XXX.....
12. Totals									000

SCHEDULE P - PART 2B - PRIVATE PASSENGER AUTO LIABILITY/MEDICAL

1. Prior.....16314239(121)(367)(444)(545)(663)(818)(1,068)(250)(405)
2. 2007.....000000000000
3. 2008.....	XXX.....00000000000
4. 2009.....	XXX.....	XXX.....0000000000
5. 2010.....	XXX.....	XXX.....	XXX.....000000000
6. 2011.....	XXX.....	XXX.....	XXX.....	XXX.....00000000
7. 2012.....	XXX.....	XXX.....	XXX.....	XXX.....	XXX.....0000000
8. 2013.....	XXX.....	XXX.....	XXX.....	XXX.....	XXX.....	XXX.....000000
9. 2014.....	XXX.....	XXX.....	XXX.....	XXX.....	XXX.....	XXX.....	XXX.....00000
10. 2015.....	XXX.....	XXX.....	XXX.....	XXX.....	XXX.....	XXX.....	XXX.....	XXX.....000	XXX.....
11. 2016.....	XXX.....	XXX.....	XXX.....	XXX.....	XXX.....	XXX.....	XXX.....	XXX.....	XXX.....0	XXX.....	XXX.....
12. Totals									(250)(405)(405)

SCHEDULE P - PART 2C - COMMERCIAL AUTO/TRUCK LIABILITY/MEDICAL

1. Prior.....000000000000
2. 2007.....000000000000
3. 2008.....	XXX.....00000000000
4. 2009.....	XXX.....	XXX.....0000000000
5. 2010.....	XXX.....	XXX.....	XXX.....000000000
6. 2011.....	XXX.....	XXX.....	XXX.....	XXX.....00000000
7. 2012.....	XXX.....	XXX.....	XXX.....	XXX.....	XXX.....0000000
8. 2013.....	XXX.....	XXX.....	XXX.....	XXX.....	XXX.....	XXX.....000000
9. 2014.....	XXX.....	XXX.....	XXX.....	XXX.....	XXX.....	XXX.....	XXX.....00000
10. 2015.....	XXX.....	XXX.....	XXX.....	XXX.....	XXX.....	XXX.....	XXX.....	XXX.....000	XXX.....
11. 2016.....	XXX.....	XXX.....	XXX.....	XXX.....	XXX.....	XXX.....	XXX.....	XXX.....	XXX.....0	XXX.....	XXX.....
12. Totals									000

SCHEDULE P - PART 2D - WORKERS' COMPENSATION
(EXCLUDING EXCESS WORKERS' COMPENSATION)

1. Prior.....5354595394694784755691,2231,086865(221)(358)
2. 2007.....000000000000
3. 2008.....	XXX.....00000000000
4. 2009.....	XXX.....	XXX.....0000000000
5. 2010.....	XXX.....	XXX.....	XXX.....000000000
6. 2011.....	XXX.....	XXX.....	XXX.....	XXX.....00000000
7. 2012.....	XXX.....	XXX.....	XXX.....	XXX.....	XXX.....0000000
8. 2013.....	XXX.....	XXX.....	XXX.....	XXX.....	XXX.....	XXX.....000000
9. 2014.....	XXX.....	XXX.....	XXX.....	XXX.....	XXX.....	XXX.....	XXX.....00000
10. 2015.....	XXX.....	XXX.....	XXX.....	XXX.....	XXX.....	XXX.....	XXX.....	XXX.....000	XXX.....
11. 2016.....	XXX.....	XXX.....	XXX.....	XXX.....	XXX.....	XXX.....	XXX.....	XXX.....	XXX.....0	XXX.....	XXX.....
12. Totals									(221)(358)(358)

SCHEDULE P - PART 2E - COMMERCIAL MULTIPLE PERIL

1. Prior.....9,32812,53910,7029,50215,08715,42215,69417,26514,86717,0432,176(222)
2. 2007.....000000000000
3. 2008.....	XXX.....00000000000
4. 2009.....	XXX.....	XXX.....0000000000
5. 2010.....	XXX.....	XXX.....	XXX.....000000000
6. 2011.....	XXX.....	XXX.....	XXX.....	XXX.....00000000
7. 2012.....	XXX.....	XXX.....	XXX.....	XXX.....	XXX.....0000000
8. 2013.....	XXX.....	XXX.....	XXX.....	XXX.....	XXX.....	XXX.....000000
9. 2014.....	XXX.....	XXX.....	XXX.....	XXX.....	XXX.....	XXX.....	XXX.....00000
10. 2015.....	XXX.....	XXX.....	XXX.....	XXX.....	XXX.....	XXX.....	XXX.....	XXX.....000	XXX.....
11. 2016.....	XXX.....	XXX.....	XXX.....	XXX.....	XXX.....	XXX.....	XXX.....	XXX.....	XXX.....0	XXX.....	XXX.....
12. Totals									2,176(222)(222)

SCHEDULE P - PART 2F - SECTION 1 - MEDICAL PROFESSIONAL LIABILITY - OCCURRENCE

Years in Which Losses Were Incurred	Incurred Net Losses and Defense and Cost Containment Expenses Reported at Year End (\$000 omitted)										Development	
	1	2	3	4	5	6	7	8	9	10	11	12
	2007	2008	2009	2010	2011	2012	2013	2014	2015	2016	One Year	Two Year
1. Prior.....	12	11	12	13	6	6	6	10	9	1	(8)	(9)
2. 2007.....	0	0	0	0	0	0	0	0	0	0	0	0
3. 2008.....	XXX	0	0	0	0	0	0	0	0	0	0	0
4. 2009.....	XXX	XXX	0	0	0	0	0	0	0	0	0	0
5. 2010.....	XXX	XXX	XXX	0	0	0	0	0	0	0	0	0
6. 2011.....	XXX	XXX	XXX	XXX	0	0	0	0	0	0	0	0
7. 2012.....	XXX	XXX	XXX	XXX	XXX	0	0	0	0	0	0	0
8. 2013.....	XXX	XXX	XXX	XXX	XXX	XXX	0	0	0	0	0	0
9. 2014.....	XXX	XXX	XXX	XXX	XXX	XXX	XXX	0	0	0	0	0
10. 2015.....	XXX	XXX	XXX	XXX	XXX	XXX	XXX	XXX	0	0	0	XXX
11. 2016.....	XXX	XXX	XXX	XXX	XXX	XXX	XXX	XXX	XXX	0	XXX	XXX
12. Totals											(8)	(9)

SCHEDULE P - PART 2F - SECTION 2 - MEDICAL PROFESSIONAL LIABILITY - CLAIMS-MADE

1. Prior.....	0	0	0	0	0	0	0	0	0	0	0	0
2. 2007.....	0	0	0	0	0	0	0	0	0	0	0	0
3. 2008.....	XXX	0	0	0	0	0	0	0	0	0	0	0
4. 2009.....	XXX	XXX	0	0	0	0	0	0	0	0	0	0
5. 2010.....	XXX	XXX	XXX	0	0	0	0	0	0	0	0	0
6. 2011.....	XXX	XXX	XXX	XXX	0	0	0	0	0	0	0	0
7. 2012.....	XXX	XXX	XXX	XXX	XXX	0	0	0	0	0	0	0
8. 2013.....	XXX	XXX	XXX	XXX	XXX	XXX	0	0	0	0	0	0
9. 2014.....	XXX	XXX	XXX	XXX	XXX	XXX	XXX	0	0	0	0	0
10. 2015.....	XXX	XXX	XXX	XXX	XXX	XXX	XXX	XXX	0	0	0	XXX
11. 2016.....	XXX	XXX	XXX	XXX	XXX	XXX	XXX	XXX	XXX	0	XXX	XXX
12. Totals											0	0

SCHEDULE P - PART 2G - SPECIAL LIABILITY (OCEAN MARINE, AIRCRAFT (ALL PERILS), BOILER & MACHINERY)

1. Prior.....	1,897	520	1,752	576	496	408	490	624	556	371	(185)	(253)
2. 2007.....	0	0	0	0	0	0	0	0	0	0	0	0
3. 2008.....	XXX	0	0	0	0	0	0	0	0	0	0	0
4. 2009.....	XXX	XXX	0	0	0	0	0	0	0	0	0	0
5. 2010.....	XXX	XXX	XXX	0	0	0	0	0	0	0	0	0
6. 2011.....	XXX	XXX	XXX	XXX	0	0	0	0	0	0	0	0
7. 2012.....	XXX	XXX	XXX	XXX	XXX	0	0	0	0	0	0	0
8. 2013.....	XXX	XXX	XXX	XXX	XXX	XXX	0	0	0	0	0	0
9. 2014.....	XXX	XXX	XXX	XXX	XXX	XXX	XXX	0	0	0	0	0
10. 2015.....	XXX	XXX	XXX	XXX	XXX	XXX	XXX	XXX	0	0	0	XXX
11. 2016.....	XXX	XXX	XXX	XXX	XXX	XXX	XXX	XXX	XXX	0	XXX	XXX
12. Totals											(185)	(253)

SCHEDULE P - PART 2H - SECTION 1 - OTHER LIABILITY - OCCURRENCE

1. Prior.....	21,790	23,100	24,190	28,202	26,727	26,048	32,074	31,677	31,257	33,072	1,815	1,395
2. 2007.....	901	786	732	725	723	723	723	723	723	723	0	0
3. 2008.....	XXX	1,253	1,085	1,119	1,094	1,094	1,093	1,092	1,092	1,092	0	0
4. 2009.....	XXX	XXX	1,887	1,806	1,763	1,738	1,731	1,731	1,730	1,730	0	(1)
5. 2010.....	XXX	XXX	XXX	1,301	1,051	1,035	1,012	1,006	1,006	1,006	0	0
6. 2011.....	XXX	XXX	XXX	XXX	964	690	645	637	634	634	0	(3)
7. 2012.....	XXX	XXX	XXX	XXX	XXX	693	506	483	479	477	(2)	(6)
8. 2013.....	XXX	XXX	XXX	XXX	XXX	XXX	423	294	277	277	0	(17)
9. 2014.....	XXX	XXX	XXX	XXX	XXX	XXX	XXX	249	157	147	(10)	(102)
10. 2015.....	XXX	XXX	XXX	XXX	XXX	XXX	XXX	XXX	148	101	(47)	XXX
11. 2016.....	XXX	XXX	XXX	XXX	XXX	XXX	XXX	XXX	XXX	151	XXX	XXX
12. Totals											1,756	1,266

SCHEDULE P - PART 2H - SECTION 2 - OTHER LIABILITY - CLAIMS-MADE

1. Prior.....	0	0	0	0	0	0	0	0	0	0	0	0
2. 2007.....	0	0	0	0	0	0	0	0	0	0	0	0
3. 2008.....	XXX	0	0	0	0	0	0	0	0	0	0	0
4. 2009.....	XXX	XXX	0	0	0	0	0	0	0	0	0	0
5. 2010.....	XXX	XXX	XXX	0	0	0	0	0	0	0	0	0
6. 2011.....	XXX	XXX	XXX	XXX	0	0	0	0	0	0	0	0
7. 2012.....	XXX	XXX	XXX	XXX	XXX	0	0	0	0	0	0	0
8. 2013.....	XXX	XXX	XXX	XXX	XXX	XXX	0	0	0	0	0	0
9. 2014.....	XXX	XXX	XXX	XXX	XXX	XXX	XXX	0	0	0	0	0
10. 2015.....	XXX	XXX	XXX	XXX	XXX	XXX	XXX	XXX	0	0	0	XXX
11. 2016.....	XXX	XXX	XXX	XXX	XXX	XXX	XXX	XXX	XXX	0	XXX	XXX
12. Totals											0	0

SCHEDULE P - PART 2I - SPECIAL PROPERTY (FIRE, ALLIED LINES, INLAND MARINE, EARTHQUAKE, BURGLARY AND THEFT)

Years in Which Losses Were Incurred	Incurred Net Losses and Defense and Cost Containment Expenses Reported at Year End (\$000 omitted)										Development	
	1	2	3	4	5	6	7	8	9	10	11	12
	2007	2008	2009	2010	2011	2012	2013	2014	2015	2016	One Year	Two Year
1. Prior.....	...XXX.....	...XXX.....	...XXX.....	...XXX.....	...XXX.....	...XXX.....	...XXX.....35,77237,47337,7472741,975
2. 2015.....	...XXX.....	...XXX.....	...XXX.....	...XXX.....	...XXX.....	...XXX.....	...XXX.....	...XXX.....171,641166,851(4,790)XXX.....
3. 2016.....	...XXX.....	...XXX.....	...XXX.....	...XXX.....	...XXX.....	...XXX.....	...XXX.....	...XXX.....	...XXX.....200,231	...XXX.....XXX.....
4. Totals										(4,516)1,975

SCHEDULE P - PART 2J - AUTO PHYSICAL DAMAGE

1. Prior.....	...XXX.....	...XXX.....	...XXX.....	...XXX.....	...XXX.....	...XXX.....	...XXX.....00000
2. 2015.....	...XXX.....	...XXX.....	...XXX.....	...XXX.....	...XXX.....	...XXX.....	...XXX.....	...XXX.....000XXX.....
3. 2016.....	...XXX.....	...XXX.....	...XXX.....	...XXX.....	...XXX.....	...XXX.....	...XXX.....	...XXX.....	...XXX.....0	...XXX.....XXX.....
4. Totals										00

SCHEDULE P - PART 2K - FIDELITY/SURETY

1. Prior.....	...XXX.....	...XXX.....	...XXX.....	...XXX.....	...XXX.....	...XXX.....	...XXX.....(17)(22)(64)(42)(47)
2. 2015.....	...XXX.....	...XXX.....	...XXX.....	...XXX.....	...XXX.....	...XXX.....	...XXX.....	...XXX.....000XXX.....
3. 2016.....	...XXX.....	...XXX.....	...XXX.....	...XXX.....	...XXX.....	...XXX.....	...XXX.....	...XXX.....	...XXX.....0	...XXX.....XXX.....
4. Totals										(42)(47)

SCHEDULE P - PART 2L - OTHER (INCLUDING CREDIT, ACCIDENT AND HEALTH)

1. Prior.....	...XXX.....	...XXX.....	...XXX.....	...XXX.....	...XXX.....	...XXX.....	...XXX.....4,2583,5923,165(427)(1,093)
2. 2015.....	...XXX.....	...XXX.....	...XXX.....	...XXX.....	...XXX.....	...XXX.....	...XXX.....	...XXX.....15,20915,852643XXX.....
3. 2016.....	...XXX.....	...XXX.....	...XXX.....	...XXX.....	...XXX.....	...XXX.....	...XXX.....	...XXX.....	...XXX.....18,845	...XXX.....XXX.....
4. Totals										216(1,093)

SCHEDULE P - PART 2M - INTERNATIONAL

1. Prior.....000000000000
2. 2007.....000000000000
3. 2008.....	...XXX.....00000000000
4. 2009.....	...XXX.....	...XXX.....0000000000
5. 2010.....	...XXX.....	...XXX.....	...XXX.....000000000
6. 2011.....	...XXX.....	...XXX.....	...XXX.....	...XXX.....	...XXX.....	...XXX.....	...XXX.....00000
7. 2012.....	...XXX.....	...XXX.....	...XXX.....	...XXX.....	...XXX.....	...XXX.....	...XXX.....00000
8. 2013.....	...XXX.....	...XXX.....	...XXX.....	...XXX.....	...XXX.....	...XXX.....	...XXX.....00000
9. 2014.....	...XXX.....	...XXX.....	...XXX.....	...XXX.....	...XXX.....	...XXX.....	...XXX.....00000
10. 2015.....	...XXX.....	...XXX.....	...XXX.....	...XXX.....	...XXX.....	...XXX.....	...XXX.....	...XXX.....000XXX.....
11. 2016.....	...XXX.....	...XXX.....	...XXX.....	...XXX.....	...XXX.....	...XXX.....	...XXX.....	...XXX.....	...XXX.....0	...XXX.....XXX.....
12. Totals										00

Sch. P - Pt. 2N
NONE

Sch. P - Pt. 2O
NONE

Sch. P - Pt. 2P
NONE

Sch. P - Pt. 2R - Sn. 1
NONE

Sch. P - Pt. 2R - Sn. 2
NONE

Sch. P - Pt. 2S
NONE

Sch. P - Pt. 2T
NONE

SCHEDULE P - PART 3A - HOMEOWNERS/FARMOWNERS

Years in Which Losses Were Incurred	Cumulative Paid Net Losses and Defense and Cost Containment Expenses Reported at Year End (\$000 omitted)										11 Number of Claims Closed With Loss Payment	12 Number of Claims Closed Without Loss Payment
	1	2	3	4	5	6	7	8	9	10		
	2007	2008	2009	2010	2011	2012	2013	2014	2015	2016		
1. Prior.....	.000.....	.0.....	.0.....	.0.....	.0.....	.0.....	.0.....	.0.....	.0.....	.0.....	.0.....	.0.....
2. 2007.....	.0.....	.0.....	.0.....	.0.....	.0.....	.0.....	.0.....	.0.....	.0.....	.0.....	.0.....	.0.....
3. 2008.....	.XXX.....	.0.....	.0.....	.0.....	.0.....	.0.....	.0.....	.0.....	.0.....	.0.....	.0.....	.0.....
4. 2009.....	.XXX.....	.XXX.....	.0.....	.0.....	.0.....	.0.....	.0.....	.0.....	.0.....	.0.....	.0.....	.0.....
5. 2010.....	.XXX.....	.XXX.....	.XXX.....	.0.....	.0.....	.0.....	.0.....	.0.....	.0.....	.0.....	.0.....	.0.....
6. 2011.....	.XXX.....	.XXX.....	.XXX.....	.XXX.....	.0.....	.0.....	.0.....	.0.....	.0.....	.0.....	.0.....	.0.....
7. 2012.....	.XXX.....	.XXX.....	.XXX.....	.XXX.....	.XXX.....	.0.....	.0.....	.0.....	.0.....	.0.....	.0.....	.0.....
8. 2013.....	.XXX.....	.XXX.....	.XXX.....	.XXX.....	.XXX.....	.XXX.....	.0.....	.0.....	.0.....	.0.....	.0.....	.0.....
9. 2014.....	.XXX.....	.XXX.....	.XXX.....	.XXX.....	.XXX.....	.XXX.....	.XXX.....	.0.....	.0.....	.0.....	.0.....	.0.....
10. 2015.....	.XXX.....	.XXX.....	.XXX.....	.XXX.....	.XXX.....	.XXX.....	.XXX.....	.XXX.....	.0.....	.0.....	.0.....	.0.....
11. 2016.....	.XXX.....	.XXX.....	.XXX.....	.XXX.....	.XXX.....	.XXX.....	.XXX.....	.XXX.....	.XXX.....	.0.....	.0.....	.0.....

NONE

SCHEDULE P - PART 3B - PRIVATE PASSENGER AUTO LIABILITY/MEDICAL

1. Prior.....	.000.....	.3.....	(103).....	(250).....	(492).....	(545).....	(652).....	(861).....	(964).....	(1,068).....	.0.....	.0.....
2. 2007.....	.5.....	.0.....	.0.....	.0.....	.0.....	.0.....	.0.....	.0.....	.0.....	.0.....	.0.....	.0.....
3. 2008.....	.XXX.....	.0.....	.0.....	.0.....	.0.....	.0.....	.0.....	.0.....	.0.....	.0.....	.0.....	.0.....
4. 2009.....	.XXX.....	.XXX.....	.0.....	.0.....	.0.....	.0.....	.0.....	.0.....	.0.....	.0.....	.0.....	.0.....
5. 2010.....	.XXX.....	.XXX.....	.XXX.....	.0.....	.0.....	.0.....	.0.....	.0.....	.0.....	.0.....	.0.....	.0.....
6. 2011.....	.XXX.....	.XXX.....	.XXX.....	.XXX.....	.0.....	.0.....	.0.....	.0.....	.0.....	.0.....	.0.....	.0.....
7. 2012.....	.XXX.....	.XXX.....	.XXX.....	.XXX.....	.XXX.....	.0.....	.0.....	.0.....	.0.....	.0.....	.0.....	.0.....
8. 2013.....	.XXX.....	.XXX.....	.XXX.....	.XXX.....	.XXX.....	.XXX.....	.0.....	.0.....	.0.....	.0.....	.0.....	.0.....
9. 2014.....	.XXX.....	.XXX.....	.XXX.....	.XXX.....	.XXX.....	.XXX.....	.XXX.....	.0.....	.0.....	.0.....	.0.....	.0.....
10. 2015.....	.XXX.....	.XXX.....	.XXX.....	.XXX.....	.XXX.....	.XXX.....	.XXX.....	.XXX.....	.0.....	.0.....	.0.....	.0.....
11. 2016.....	.XXX.....	.XXX.....	.XXX.....	.XXX.....	.XXX.....	.XXX.....	.XXX.....	.XXX.....	.XXX.....	.0.....	.0.....	.0.....

SCHEDULE P - PART 3C - COMMERCIAL AUTO/TRUCK LIABILITY/MEDICAL

1. Prior.....	.000.....	.0.....	.0.....	.0.....	.0.....	.0.....	.0.....	.0.....	.0.....	.0.....	.0.....	.0.....
2. 2007.....	.0.....	.0.....	.0.....	.0.....	.0.....	.0.....	.0.....	.0.....	.0.....	.0.....	.0.....	.0.....
3. 2008.....	.XXX.....	.0.....	.0.....	.0.....	.0.....	.0.....	.0.....	.0.....	.0.....	.0.....	.0.....	.0.....
4. 2009.....	.XXX.....	.XXX.....	.0.....	.0.....	.0.....	.0.....	.0.....	.0.....	.0.....	.0.....	.0.....	.0.....
5. 2010.....	.XXX.....	.XXX.....	.XXX.....	.0.....	.0.....	.0.....	.0.....	.0.....	.0.....	.0.....	.0.....	.0.....
6. 2011.....	.XXX.....	.XXX.....	.XXX.....	.XXX.....	.0.....	.0.....	.0.....	.0.....	.0.....	.0.....	.0.....	.0.....
7. 2012.....	.XXX.....	.XXX.....	.XXX.....	.XXX.....	.XXX.....	.0.....	.0.....	.0.....	.0.....	.0.....	.0.....	.0.....
8. 2013.....	.XXX.....	.XXX.....	.XXX.....	.XXX.....	.XXX.....	.XXX.....	.0.....	.0.....	.0.....	.0.....	.0.....	.0.....
9. 2014.....	.XXX.....	.XXX.....	.XXX.....	.XXX.....	.XXX.....	.XXX.....	.XXX.....	.0.....	.0.....	.0.....	.0.....	.0.....
10. 2015.....	.XXX.....	.XXX.....	.XXX.....	.XXX.....	.XXX.....	.XXX.....	.XXX.....	.XXX.....	.0.....	.0.....	.0.....	.0.....
11. 2016.....	.XXX.....	.XXX.....	.XXX.....	.XXX.....	.XXX.....	.XXX.....	.XXX.....	.XXX.....	.XXX.....	.0.....	.0.....	.0.....

NONE

SCHEDULE P - PART 3D - WORKERS' COMPENSATION
(EXCLUDING EXCESS WORKERS' COMPENSATION)

1. Prior.....	.000.....	.78.....	.104.....	.132.....	.156.....	.199.....	.266.....	.297.....	.318.....	.328.....	17,511.....	.0.....
2. 2007.....	.25.....	.0.....	.0.....	.0.....	.0.....	.0.....	.0.....	.0.....	.0.....	.0.....	.0.....	.0.....
3. 2008.....	.XXX.....	.0.....	.0.....	.0.....	.0.....	.0.....	.0.....	.0.....	.0.....	.0.....	.0.....	.0.....
4. 2009.....	.XXX.....	.XXX.....	.0.....	.0.....	.0.....	.0.....	.0.....	.0.....	.0.....	.0.....	.0.....	.0.....
5. 2010.....	.XXX.....	.XXX.....	.XXX.....	.0.....	.0.....	.0.....	.0.....	.0.....	.0.....	.0.....	.0.....	.0.....
6. 2011.....	.XXX.....	.XXX.....	.XXX.....	.XXX.....	.0.....	.0.....	.0.....	.0.....	.0.....	.0.....	.0.....	.0.....
7. 2012.....	.XXX.....	.XXX.....	.XXX.....	.XXX.....	.XXX.....	.0.....	.0.....	.0.....	.0.....	.0.....	.0.....	.0.....
8. 2013.....	.XXX.....	.XXX.....	.XXX.....	.XXX.....	.XXX.....	.XXX.....	.0.....	.0.....	.0.....	.0.....	.0.....	.0.....
9. 2014.....	.XXX.....	.XXX.....	.XXX.....	.XXX.....	.XXX.....	.XXX.....	.XXX.....	.0.....	.0.....	.0.....	.0.....	.0.....
10. 2015.....	.XXX.....	.XXX.....	.XXX.....	.XXX.....	.XXX.....	.XXX.....	.XXX.....	.XXX.....	.0.....	.0.....	.0.....	.0.....
11. 2016.....	.XXX.....	.XXX.....	.XXX.....	.XXX.....	.XXX.....	.XXX.....	.XXX.....	.XXX.....	.XXX.....	.0.....	.0.....	.0.....

SCHEDULE P - PART 3E - COMMERCIAL MULTIPLE PERIL

1. Prior.....	.000.....	.631.....	.1,253.....	.1,576.....	.2,808.....	.3,867.....	.4,892.....	.5,235.....	.5,742.....	.10,270.....	.0.....	.0.....
2. 2007.....	.1,129.....	.0.....	.0.....	.0.....	.0.....	.0.....	.0.....	.0.....	.0.....	.0.....	.0.....	.0.....
3. 2008.....	.XXX.....	.0.....	.0.....	.0.....	.0.....	.0.....	.0.....	.0.....	.0.....	.0.....	.0.....	.0.....
4. 2009.....	.XXX.....	.XXX.....	.0.....	.0.....	.0.....	.0.....	.0.....	.0.....	.0.....	.0.....	.0.....	.0.....
5. 2010.....	.XXX.....	.XXX.....	.XXX.....	.0.....	.0.....	.0.....	.0.....	.0.....	.0.....	.0.....	.0.....	.0.....
6. 2011.....	.XXX.....	.XXX.....	.XXX.....	.XXX.....	.0.....	.0.....	.0.....	.0.....	.0.....	.0.....	.0.....	.0.....
7. 2012.....	.XXX.....	.XXX.....	.XXX.....	.XXX.....	.XXX.....	.0.....	.0.....	.0.....	.0.....	.0.....	.0.....	.0.....
8. 2013.....	.XXX.....	.XXX.....	.XXX.....	.XXX.....	.XXX.....	.XXX.....	.0.....	.0.....	.0.....	.0.....	.0.....	.0.....
9. 2014.....	.XXX.....	.XXX.....	.XXX.....	.XXX.....	.XXX.....	.XXX.....	.XXX.....	.0.....	.0.....	.0.....	.0.....	.0.....
10. 2015.....	.XXX.....	.XXX.....	.XXX.....	.XXX.....	.XXX.....	.XXX.....	.XXX.....	.XXX.....	.0.....	.0.....	.0.....	.0.....
11. 2016.....	.XXX.....	.XXX.....	.XXX.....	.XXX.....	.XXX.....	.XXX.....	.XXX.....	.XXX.....	.XXX.....	.0.....	.0.....	.0.....

SCHEDULE P - PART 3F - SECTION 1 - MEDICAL PROFESSIONAL LIABILITY - OCCURRENCE

Years in Which Losses Were Incurred	Cumulative Paid Net Losses and Defense and Cost Containment Expenses Reported at Year End (\$000 omitted)										11 Number of Claims Closed With Loss Payment	12 Number of Claims Closed Without Loss Payment
	1	2	3	4	5	6	7	8	9	10		
	2007	2008	2009	2010	2011	2012	2013	2014	2015	2016		
1. Prior.....	.000.....	.0.....	.0.....	.0.....	.0.....	.0.....	.0.....	.0.....	.0.....	.0.....	.0.....	.0.....
2. 2007.....	.0.....	.0.....	.0.....	.0.....	.0.....	.0.....	.0.....	.0.....	.0.....	.0.....	.0.....	.0.....
3. 2008.....	.XXX.....	.0.....	.0.....	.0.....	.0.....	.0.....	.0.....	.0.....	.0.....	.0.....	.0.....	.0.....
4. 2009.....	.XXX.....	.XXX.....	.0.....	.0.....	.0.....	.0.....	.0.....	.0.....	.0.....	.0.....	.0.....	.0.....
5. 2010.....	.XXX.....	.XXX.....	.XXX.....	.0.....	.0.....	.0.....	.0.....	.0.....	.0.....	.0.....	.0.....	.0.....
6. 2011.....	.XXX.....	.XXX.....	.XXX.....	.XXX.....	.0.....	.0.....	.0.....	.0.....	.0.....	.0.....	.0.....	.0.....
7. 2012.....	.XXX.....	.XXX.....	.XXX.....	.XXX.....	.XXX.....	.0.....	.0.....	.0.....	.0.....	.0.....	.0.....	.0.....
8. 2013.....	.XXX.....	.XXX.....	.XXX.....	.XXX.....	.XXX.....	.XXX.....	.0.....	.0.....	.0.....	.0.....	.0.....	.0.....
9. 2014.....	.XXX.....	.XXX.....	.XXX.....	.XXX.....	.XXX.....	.XXX.....	.XXX.....	.0.....	.0.....	.0.....	.0.....	.0.....
10. 2015.....	.XXX.....	.XXX.....	.XXX.....	.XXX.....	.XXX.....	.XXX.....	.XXX.....	.XXX.....	.0.....	.0.....	.0.....	.0.....
11. 2016.....	.XXX.....	.XXX.....	.XXX.....	.XXX.....	.XXX.....	.XXX.....	.XXX.....	.XXX.....	.XXX.....	.0.....	.0.....	.0.....

SCHEDULE P - PART 3F - SECTION 2 - MEDICAL PROFESSIONAL LIABILITY - CLAIMS-MADE

1. Prior.....	.000.....	.0.....	.0.....	.0.....	.0.....	.0.....	.0.....	.0.....	.0.....	.0.....	.0.....	.0.....
2. 2007.....	.0.....	.0.....	.0.....	.0.....	.0.....	.0.....	.0.....	.0.....	.0.....	.0.....	.0.....	.0.....
3. 2008.....	.XXX.....	.0.....	.0.....	.0.....	.0.....	.0.....	.0.....	.0.....	.0.....	.0.....	.0.....	.0.....
4. 2009.....	.XXX.....	.XXX.....	.0.....	.0.....	.0.....	.0.....	.0.....	.0.....	.0.....	.0.....	.0.....	.0.....
5. 2010.....	.XXX.....	.XXX.....	.XXX.....	.0.....	.0.....	.0.....	.0.....	.0.....	.0.....	.0.....	.0.....	.0.....
6. 2011.....	.XXX.....	.XXX.....	.XXX.....	.XXX.....	.0.....	.0.....	.0.....	.0.....	.0.....	.0.....	.0.....	.0.....
7. 2012.....	.XXX.....	.XXX.....	.XXX.....	.XXX.....	.XXX.....	.0.....	.0.....	.0.....	.0.....	.0.....	.0.....	.0.....
8. 2013.....	.XXX.....	.XXX.....	.XXX.....	.XXX.....	.XXX.....	.XXX.....	.0.....	.0.....	.0.....	.0.....	.0.....	.0.....
9. 2014.....	.XXX.....	.XXX.....	.XXX.....	.XXX.....	.XXX.....	.XXX.....	.XXX.....	.0.....	.0.....	.0.....	.0.....	.0.....
10. 2015.....	.XXX.....	.XXX.....	.XXX.....	.XXX.....	.XXX.....	.XXX.....	.XXX.....	.XXX.....	.0.....	.0.....	.0.....	.0.....
11. 2016.....	.XXX.....	.XXX.....	.XXX.....	.XXX.....	.XXX.....	.XXX.....	.XXX.....	.XXX.....	.XXX.....	.0.....	.0.....	.0.....

SCHEDULE P - PART 3G - SPECIAL LIABILITY (OCEAN MARINE, AIRCRAFT (ALL PERILS), BOILER AND MACHINERY)

1. Prior.....	.000.....	.25.....	.58.....	.87.....	.96.....	.99.....	.128.....	.128.....	.131.....	.131.....	.XXX.....	.XXX.....
2. 2007.....	.165.....	.0.....	.0.....	.0.....	.0.....	.0.....	.0.....	.0.....	.0.....	.0.....	.XXX.....	.XXX.....
3. 2008.....	.XXX.....	.0.....	.0.....	.0.....	.0.....	.0.....	.0.....	.0.....	.0.....	.0.....	.XXX.....	.XXX.....
4. 2009.....	.XXX.....	.XXX.....	.0.....	.0.....	.0.....	.0.....	.0.....	.0.....	.0.....	.0.....	.XXX.....	.XXX.....
5. 2010.....	.XXX.....	.XXX.....	.XXX.....	.0.....	.0.....	.0.....	.0.....	.0.....	.0.....	.0.....	.XXX.....	.XXX.....
6. 2011.....	.XXX.....	.XXX.....	.XXX.....	.XXX.....	.0.....	.0.....	.0.....	.0.....	.0.....	.0.....	.XXX.....	.XXX.....
7. 2012.....	.XXX.....	.XXX.....	.XXX.....	.XXX.....	.XXX.....	.0.....	.0.....	.0.....	.0.....	.0.....	.XXX.....	.XXX.....
8. 2013.....	.XXX.....	.XXX.....	.XXX.....	.XXX.....	.XXX.....	.XXX.....	.0.....	.0.....	.0.....	.0.....	.XXX.....	.XXX.....
9. 2014.....	.XXX.....	.XXX.....	.XXX.....	.XXX.....	.XXX.....	.XXX.....	.XXX.....	.0.....	.0.....	.0.....	.XXX.....	.XXX.....
10. 2015.....	.XXX.....	.XXX.....	.XXX.....	.XXX.....	.XXX.....	.XXX.....	.XXX.....	.XXX.....	.0.....	.0.....	.XXX.....	.XXX.....
11. 2016.....	.XXX.....	.XXX.....	.XXX.....	.XXX.....	.XXX.....	.XXX.....	.XXX.....	.XXX.....	.XXX.....	.0.....	.XXX.....	.XXX.....

SCHEDULE P - PART 3H - SECTION 1 - OTHER LIABILITY - OCCURRENCE

1. Prior.....	.000.....	.1,073.....	.1,892.....	.3,909.....	.5,530.....	.6,391.....	.8,562.....	.9,277.....	.11,372.....	.12,026.....	.136,953.....	.26,331.....
2. 2007.....	.1,494.....	.649.....	.708.....	.720.....	.722.....	.723.....	.723.....	.723.....	.723.....	.723.....	.460.....	.0.....
3. 2008.....	.XXX.....	.510.....	.920.....	.1,056.....	.1,082.....	.1,090.....	.1,092.....	.1,092.....	.1,092.....	.1,092.....	.309.....	.0.....
4. 2009.....	.XXX.....	.XXX.....	.1,012.....	.1,554.....	.1,699.....	.1,725.....	.1,729.....	.1,730.....	.1,730.....	.1,730.....	.338.....	.0.....
5. 2010.....	.XXX.....	.XXX.....	.XXX.....	.590.....	.910.....	.993.....	.1,006.....	.1,006.....	.1,006.....	.1,006.....	.286.....	.0.....
6. 2011.....	.XXX.....	.XXX.....	.XXX.....	.XXX.....	.379.....	.586.....	.626.....	.633.....	.634.....	.634.....	.191.....	.0.....
7. 2012.....	.XXX.....	.XXX.....	.XXX.....	.XXX.....	.XXX.....	.292.....	.438.....	.468.....	.475.....	.476.....	.139.....	.0.....
8. 2013.....	.XXX.....	.XXX.....	.XXX.....	.XXX.....	.XXX.....	.XXX.....	.180.....	.255.....	.269.....	.274.....	.78.....	.0.....
9. 2014.....	.XXX.....	.XXX.....	.XXX.....	.XXX.....	.XXX.....	.XXX.....	.XXX.....	.99.....	.136.....	.143.....	.41.....	.0.....
10. 2015.....	.XXX.....	.XXX.....	.XXX.....	.XXX.....	.XXX.....	.XXX.....	.XXX.....	.XXX.....	.57.....	.85.....	.11.....	.0.....
11. 2016.....	.XXX.....	.XXX.....	.XXX.....	.XXX.....	.XXX.....	.XXX.....	.XXX.....	.XXX.....	.XXX.....	.64.....	.7.....	.0.....

SCHEDULE P - PART 3H - SECTION 2 - OTHER LIABILITY - CLAIMS-MADE

1. Prior.....	.000.....	.0.....	.0.....	.0.....	.0.....	.0.....	.0.....	.0.....	.0.....	.0.....	.0.....	.0.....
2. 2007.....	.0.....	.0.....	.0.....	.0.....	.0.....	.0.....	.0.....	.0.....	.0.....	.0.....	.0.....	.0.....
3. 2008.....	.XXX.....	.0.....	.0.....	.0.....	.0.....	.0.....	.0.....	.0.....	.0.....	.0.....	.0.....	.0.....
4. 2009.....	.XXX.....	.XXX.....	.0.....	.0.....	.0.....	.0.....	.0.....	.0.....	.0.....	.0.....	.0.....	.0.....
5. 2010.....	.XXX.....	.XXX.....	.XXX.....	.0.....	.0.....	.0.....	.0.....	.0.....	.0.....	.0.....	.0.....	.0.....
6. 2011.....	.XXX.....	.XXX.....	.XXX.....	.XXX.....	.0.....	.0.....	.0.....	.0.....	.0.....	.0.....	.0.....	.0.....
7. 2012.....	.XXX.....	.XXX.....	.XXX.....	.XXX.....	.XXX.....	.0.....	.0.....	.0.....	.0.....	.0.....	.0.....	.0.....
8. 2013.....	.XXX.....	.XXX.....	.XXX.....	.XXX.....	.XXX.....	.XXX.....	.0.....	.0.....	.0.....	.0.....	.0.....	.0.....
9. 2014.....	.XXX.....	.XXX.....	.XXX.....	.XXX.....	.XXX.....	.XXX.....	.XXX.....	.0.....	.0.....	.0.....	.0.....	.0.....
10. 2015.....	.XXX.....	.XXX.....	.XXX.....	.XXX.....	.XXX.....	.XXX.....	.XXX.....	.XXX.....	.0.....	.0.....	.0.....	.0.....
11. 2016.....	.XXX.....	.XXX.....	.XXX.....	.XXX.....	.XXX.....	.XXX.....	.XXX.....	.XXX.....	.XXX.....	.0.....	.0.....	.0.....

SCHEDULE P - PART 3I - SPECIAL PROPERTY (FIRE, ALLIED LINES, INLAND MARINE, EARTHQUAKE, BURGLARY AND THEFT)

Years in Which Losses Were Incurred	Cumulative Paid Net Losses and Defense and Containment Expenses Reported at Year End (\$000 omitted)										11	12
	1	2	3	4	5	6	7	8	9	10	Number of Claims Closed With Loss Payment	Number of Claims Closed Without Loss Payment
1. Prior.....XXX.....XXX.....XXX.....XXX.....XXX.....XXX.....XXX.....000.....36,647.....37,702.....XXX.....XXX.....
2. 2015.....XXX.....XXX.....XXX.....XXX.....XXX.....XXX.....XXX.....XXX.....135,020.....166,307.....XXX.....XXX.....
3. 2016.....XXX.....XXX.....XXX.....XXX.....XXX.....XXX.....XXX.....XXX.....XXX.....151,865.....XXX.....XXX.....

SCHEDULE P - PART 3J - AUTO PHYSICAL DAMAGE

1. Prior.....XXX.....XXX.....XXX.....XXX.....XXX.....XXX.....XXX.....000.....0.....0.....0.....0.....
2. 2015.....XXX.....XXX.....XXX.....XXX.....XXX.....XXX.....XXX.....XXX.....0.....0.....0.....0.....
3. 2016.....XXX.....XXX.....XXX.....XXX.....XXX.....XXX.....XXX.....XXX.....XXX.....0.....0.....0.....

NONE

SCHEDULE P - PART 3K - FIDELITY/SURETY

1. Prior.....XXX.....XXX.....XXX.....XXX.....XXX.....XXX.....XXX.....000.....0.....0.....XXX.....XXX.....
2. 2015.....XXX.....XXX.....XXX.....XXX.....XXX.....XXX.....XXX.....XXX.....0.....0.....XXX.....XXX.....
3. 2016.....XXX.....XXX.....XXX.....XXX.....XXX.....XXX.....XXX.....XXX.....XXX.....0.....XXX.....XXX.....

SCHEDULE P - PART 3L - OTHER (INCLUDING CREDIT, ACCIDENT AND HEALTH)

1. Prior.....XXX.....XXX.....XXX.....XXX.....XXX.....XXX.....XXX.....000.....2,564.....2,612.....XXX.....XXX.....
2. 2015.....XXX.....XXX.....XXX.....XXX.....XXX.....XXX.....XXX.....XXX.....11,287.....15,390.....XXX.....XXX.....
3. 2016.....XXX.....XXX.....XXX.....XXX.....XXX.....XXX.....XXX.....XXX.....XXX.....15,319.....XXX.....XXX.....

SCHEDULE P - PART 3M - INTERNATIONAL

1. Prior.....000.....0.....0.....0.....0.....0.....0.....0.....0.....0.....XXX.....XXX.....
2. 2007.....0.....0.....0.....0.....0.....0.....0.....0.....0.....0.....XXX.....XXX.....
3. 2008.....XXX.....0.....0.....0.....0.....0.....0.....0.....0.....0.....XXX.....XXX.....
4. 2009.....XXX.....XXX.....0.....0.....0.....0.....0.....0.....0.....0.....XXX.....XXX.....
5. 2010.....XXX.....XXX.....XXX.....0.....0.....0.....0.....0.....0.....0.....XXX.....XXX.....
6. 2011.....XXX.....XXX.....XXX.....XXX.....0.....0.....0.....0.....0.....0.....XXX.....XXX.....
7. 2012.....XXX.....XXX.....XXX.....XXX.....XXX.....0.....0.....0.....0.....0.....XXX.....XXX.....
8. 2013.....XXX.....XXX.....XXX.....XXX.....XXX.....XXX.....0.....0.....0.....0.....XXX.....XXX.....
9. 2014.....XXX.....XXX.....XXX.....XXX.....XXX.....XXX.....XXX.....0.....0.....0.....XXX.....XXX.....
10. 2015.....XXX.....XXX.....XXX.....XXX.....XXX.....XXX.....XXX.....XXX.....0.....0.....XXX.....XXX.....
11. 2016.....XXX.....XXX.....XXX.....XXX.....XXX.....XXX.....XXX.....XXX.....XXX.....0.....XXX.....XXX.....

NONE

SCHEDULE P - PART 3N - REINSURANCE

NONPROPORTIONAL ASSUMED PROPERTY

Years in Which Losses Were Incurred	Cumulative Paid Net Losses and Defense and Cost Containment Expenses Reported at Year End (\$000 omitted)										11 Number of Claims Closed With Loss Payment	12 Number of Claims Closed Without Loss Payment
	1	2	3	4	5	6	7	8	9	10		
	2007	2008	2009	2010	2011	2012	2013	2014	2015	2016		
1. Prior.....000.....0.....0.....0.....0.....0.....0.....0.....0.....0.....	XXX.....	XXX.....
2. 2007.....0.....0.....0.....0.....0.....0.....0.....0.....0.....0.....	XXX.....	XXX.....
3. 2008.....	XXX.....0.....0.....0.....0.....0.....0.....0.....0.....0.....	XXX.....	XXX.....
4. 2009.....	XXX.....	XXX.....0.....0.....0.....0.....0.....0.....0.....0.....	XXX.....	XXX.....
5. 2010.....	XXX.....	XXX.....	XXX.....0.....0.....0.....0.....0.....0.....0.....	XXX.....	XXX.....
6. 2011.....	XXX.....	XXX.....	XXX.....	XXX.....0.....0.....0.....0.....0.....0.....	XXX.....	XXX.....
7. 2012.....	XXX.....	XXX.....	XXX.....	XXX.....	XXX.....0.....0.....0.....0.....0.....	XXX.....	XXX.....
8. 2013.....	XXX.....	XXX.....	XXX.....	XXX.....	XXX.....	XXX.....0.....0.....0.....0.....	XXX.....	XXX.....
9. 2014.....	XXX.....	XXX.....	XXX.....	XXX.....	XXX.....	XXX.....	XXX.....0.....0.....0.....	XXX.....	XXX.....
10. 2015.....	XXX.....	XXX.....	XXX.....	XXX.....	XXX.....	XXX.....	XXX.....	XXX.....0.....0.....	XXX.....	XXX.....
11. 2016.....	XXX.....	XXX.....	XXX.....	XXX.....	XXX.....	XXX.....	XXX.....	XXX.....	XXX.....0.....	XXX.....	XXX.....

SCHEDULE P - PART 3O - REINSURANCE

NONPROPORTIONAL ASSUMED LIABILITY

1. Prior.....000.....0.....0.....0.....0.....0.....0.....0.....0.....0.....	XXX.....	XXX.....
2. 2007.....0.....0.....0.....0.....0.....0.....0.....0.....0.....0.....	XXX.....	XXX.....
3. 2008.....	XXX.....0.....0.....0.....0.....0.....0.....0.....0.....0.....	XXX.....	XXX.....
4. 2009.....	XXX.....	XXX.....0.....0.....0.....0.....0.....0.....0.....0.....	XXX.....	XXX.....
5. 2010.....	XXX.....	XXX.....	XXX.....0.....0.....0.....0.....0.....0.....0.....	XXX.....	XXX.....
6. 2011.....	XXX.....	XXX.....	XXX.....	XXX.....0.....0.....0.....0.....0.....0.....	XXX.....	XXX.....
7. 2012.....	XXX.....	XXX.....	XXX.....	XXX.....	XXX.....0.....0.....0.....0.....0.....	XXX.....	XXX.....
8. 2013.....	XXX.....	XXX.....	XXX.....	XXX.....	XXX.....	XXX.....0.....0.....0.....0.....	XXX.....	XXX.....
9. 2014.....	XXX.....	XXX.....	XXX.....	XXX.....	XXX.....	XXX.....	XXX.....0.....0.....0.....	XXX.....	XXX.....
10. 2015.....	XXX.....	XXX.....	XXX.....	XXX.....	XXX.....	XXX.....	XXX.....	XXX.....0.....0.....	XXX.....	XXX.....
11. 2016.....	XXX.....	XXX.....	XXX.....	XXX.....	XXX.....	XXX.....	XXX.....	XXX.....	XXX.....0.....	XXX.....	XXX.....

SCHEDULE P - PART 3P - REINSURANCE

NONPROPORTIONAL ASSUMED FINANCIAL LINES

1. Prior.....000.....0.....0.....0.....0.....0.....0.....0.....0.....0.....	XXX.....	XXX.....
2. 2007.....0.....0.....0.....0.....0.....0.....0.....0.....0.....0.....	XXX.....	XXX.....
3. 2008.....	XXX.....0.....0.....0.....0.....0.....0.....0.....0.....0.....	XXX.....	XXX.....
4. 2009.....	XXX.....	XXX.....0.....0.....0.....0.....0.....0.....0.....0.....	XXX.....	XXX.....
5. 2010.....	XXX.....	XXX.....	XXX.....0.....0.....0.....0.....0.....0.....0.....	XXX.....	XXX.....
6. 2011.....	XXX.....	XXX.....	XXX.....	XXX.....0.....0.....0.....0.....0.....0.....	XXX.....	XXX.....
7. 2012.....	XXX.....	XXX.....	XXX.....	XXX.....	XXX.....0.....0.....0.....0.....0.....	XXX.....	XXX.....
8. 2013.....	XXX.....	XXX.....	XXX.....	XXX.....	XXX.....	XXX.....0.....0.....0.....0.....	XXX.....	XXX.....
9. 2014.....	XXX.....	XXX.....	XXX.....	XXX.....	XXX.....	XXX.....	XXX.....0.....0.....0.....	XXX.....	XXX.....
10. 2015.....	XXX.....	XXX.....	XXX.....	XXX.....	XXX.....	XXX.....	XXX.....	XXX.....0.....0.....	XXX.....	XXX.....
11. 2016.....	XXX.....	XXX.....	XXX.....	XXX.....	XXX.....	XXX.....	XXX.....	XXX.....	XXX.....0.....	XXX.....	XXX.....

SCHEDULE P - PART 3R-SECTION 1 - PRODUCTS LIABILITY - OCCURRENCE

Years in Which Losses Were Incurred	Cumulative Paid Net Losses and Defense and Cost Containment Expenses Reported at Year End (\$000 omitted)										11 Number of Claims Closed With Loss Payment	12 Number of Claims Closed Without Loss Payment
	1	2	3	4	5	6	7	8	9	10		
	2007	2008	2009	2010	2011	2012	2013	2014	2015	2016		
1. Prior.....000.....00000000000
2. 2007.....000000000000
3. 2008.....XXX.....00000000000
4. 2009.....XXX.....XXX.....0000000000
5. 2010.....XXX.....XXX.....XXX.....000000000
6. 2011.....XXX.....XXX.....XXX.....XXX.....00000000
7. 2012.....XXX.....XXX.....XXX.....XXX.....XXX.....0000000
8. 2013.....XXX.....XXX.....XXX.....XXX.....XXX.....XXX.....000000
9. 2014.....XXX.....XXX.....XXX.....XXX.....XXX.....XXX.....XXX.....00000
10. 2015.....XXX.....XXX.....XXX.....XXX.....XXX.....XXX.....XXX.....XXX.....0000
11. 2016.....XXX.....XXX.....XXX.....XXX.....XXX.....XXX.....XXX.....XXX.....XXX.....000

SCHEDULE P - PART 3R-SECTION 2 - PRODUCTS LIABILITY- CLAIMS-MADE

1. Prior.....000.....00000000000
2. 2007.....000000000000
3. 2008.....XXX.....00000000000
4. 2009.....XXX.....XXX.....0000000000
5. 2010.....XXX.....XXX.....XXX.....000000000
6. 2011.....XXX.....XXX.....XXX.....XXX.....00000000
7. 2012.....XXX.....XXX.....XXX.....XXX.....XXX.....0000000
8. 2013.....XXX.....XXX.....XXX.....XXX.....XXX.....XXX.....000000
9. 2014.....XXX.....XXX.....XXX.....XXX.....XXX.....XXX.....XXX.....00000
10. 2015.....XXX.....XXX.....XXX.....XXX.....XXX.....XXX.....XXX.....XXX.....0000
11. 2016.....XXX.....XXX.....XXX.....XXX.....XXX.....XXX.....XXX.....XXX.....XXX.....000

SCHEDULE P - PART 3S - FINANCIAL GUARANTY/MORTGAGE GUARANTY

1. Prior.....XXX.....XXX.....XXX.....XXX.....XXX.....XXX.....XXX.....000.....00XXX.....XXX.....
2. 2015.....XXX.....XXX.....XXX.....XXX.....XXX.....XXX.....XXX.....XXX.....00XXX.....XXX.....
3. 2016.....XXX.....XXX.....XXX.....XXX.....XXX.....XXX.....XXX.....XXX.....XXX.....0XXX.....XXX.....

SCHEDULE P - PART 3T - WARRANTY

1. Prior.....XXX.....XXX.....XXX.....XXX.....XXX.....XXX.....XXX.....000.....0033,18945
2. 2015.....XXX.....XXX.....XXX.....XXX.....XXX.....XXX.....XXX.....XXX.....002,1150
3. 2016.....XXX.....XXX.....XXX.....XXX.....XXX.....XXX.....XXX.....XXX.....XXX.....01,6880

TRANSAMERICA CASUALTY INSURANCE COMPANY

SCHEDULE P - PART 4A - HOMEOWNERS/FARMOWNERS

Years in Which Losses Were Incurred	Bulk and IBNR Reserves on Net Losses and Defense and Cost Containment Expenses Reported at Year End (\$000 omitted)									
	1	2	3	4	5	6	7	8	9	10
	2007	2008	2009	2010	2011	2012	2013	2014	2015	2016
1. Prior.....0000000000
2. 2007.....0000000000
3. 2008.....	XXX.....000000000
4. 2009.....	XXX.....	XXX.....00000000
5. 2010.....	XXX.....	XXX.....	XXX.....0000000
6. 2011.....	XXX.....	XXX.....	XXX.....	XXX.....000000
7. 2012.....	XXX.....	XXX.....	XXX.....	XXX.....	XXX.....00000
8. 2013.....	XXX.....	XXX.....	XXX.....	XXX.....	XXX.....	XXX.....0000
9. 2014.....	XXX.....	XXX.....	XXX.....	XXX.....	XXX.....	XXX.....	XXX.....000
10. 2015.....	XXX.....	XXX.....	XXX.....	XXX.....	XXX.....	XXX.....	XXX.....	XXX.....00
11. 2016.....	XXX.....	XXX.....	XXX.....	XXX.....	XXX.....	XXX.....	XXX.....	XXX.....	XXX.....0

SCHEDULE P - PART 4B - PRIVATE PASSENGER AUTO LIABILITY/MEDICAL

1. Prior.....937784797150581461020
2. 2007.....0000000000
3. 2008.....	XXX.....000000000
4. 2009.....	XXX.....	XXX.....00000000
5. 2010.....	XXX.....	XXX.....	XXX.....0000000
6. 2011.....	XXX.....	XXX.....	XXX.....	XXX.....000000
7. 2012.....	XXX.....	XXX.....	XXX.....	XXX.....	XXX.....00000
8. 2013.....	XXX.....	XXX.....	XXX.....	XXX.....	XXX.....	XXX.....0000
9. 2014.....	XXX.....	XXX.....	XXX.....	XXX.....	XXX.....	XXX.....	XXX.....000
10. 2015.....	XXX.....	XXX.....	XXX.....	XXX.....	XXX.....	XXX.....	XXX.....	XXX.....00
11. 2016.....	XXX.....	XXX.....	XXX.....	XXX.....	XXX.....	XXX.....	XXX.....	XXX.....	XXX.....0

SCHEDULE P - PART 4C - COMMERCIAL AUTO/TRUCK LIABILITY/MEDICAL

1. Prior.....0000000000
2. 2007.....0000000000
3. 2008.....	XXX.....000000000
4. 2009.....	XXX.....	XXX.....00000000
5. 2010.....	XXX.....	XXX.....	XXX.....0000000
6. 2011.....	XXX.....	XXX.....	XXX.....	XXX.....	XXX.....00000
7. 2012.....	XXX.....	XXX.....	XXX.....	XXX.....	XXX.....00000
8. 2013.....	XXX.....	XXX.....	XXX.....	XXX.....	XXX.....	XXX.....0000
9. 2014.....	XXX.....	XXX.....	XXX.....	XXX.....	XXX.....	XXX.....	XXX.....000
10. 2015.....	XXX.....	XXX.....	XXX.....	XXX.....	XXX.....	XXX.....	XXX.....	XXX.....00
11. 2016.....	XXX.....	XXX.....	XXX.....	XXX.....	XXX.....	XXX.....	XXX.....	XXX.....	XXX.....0

SCHEDULE P - PART 4D - WORKERS' COMPENSATION
(EXCLUDING EXCESS WORKERS' COMPENSATION)

1. Prior.....320212256206193146175683539386
2. 2007.....0000000000
3. 2008.....	XXX.....000000000
4. 2009.....	XXX.....	XXX.....00000000
5. 2010.....	XXX.....	XXX.....	XXX.....0000000
6. 2011.....	XXX.....	XXX.....	XXX.....	XXX.....000000
7. 2012.....	XXX.....	XXX.....	XXX.....	XXX.....	XXX.....00000
8. 2013.....	XXX.....	XXX.....	XXX.....	XXX.....	XXX.....	XXX.....0000
9. 2014.....	XXX.....	XXX.....	XXX.....	XXX.....	XXX.....	XXX.....	XXX.....000
10. 2015.....	XXX.....	XXX.....	XXX.....	XXX.....	XXX.....	XXX.....	XXX.....	XXX.....00
11. 2016.....	XXX.....	XXX.....	XXX.....	XXX.....	XXX.....	XXX.....	XXX.....	XXX.....	XXX.....0

SCHEDULE P - PART 4E - COMMERCIAL MULTIPLE PERIL

1. Prior.....6,6038,9076,9825,71710,2299,1317,9868,8726,4104,050
2. 2007.....0000000000
3. 2008.....	XXX.....000000000
4. 2009.....	XXX.....	XXX.....00000000
5. 2010.....	XXX.....	XXX.....	XXX.....0000000
6. 2011.....	XXX.....	XXX.....	XXX.....	XXX.....000000
7. 2012.....	XXX.....	XXX.....	XXX.....	XXX.....	XXX.....00000
8. 2013.....	XXX.....	XXX.....	XXX.....	XXX.....	XXX.....	XXX.....0000
9. 2014.....	XXX.....	XXX.....	XXX.....	XXX.....	XXX.....	XXX.....	XXX.....000
10. 2015.....	XXX.....	XXX.....	XXX.....	XXX.....	XXX.....	XXX.....	XXX.....	XXX.....00
11. 2016.....	XXX.....	XXX.....	XXX.....	XXX.....	XXX.....	XXX.....	XXX.....	XXX.....	XXX.....0

SCHEDULE P - PART 4F - SECTION 1 - MEDICAL PROFESSIONAL LIABILITY - OCCURRENCE

Years in Which Losses Were Incurred	Bulk and IBNR Reserves on Net Losses and Defense and Cost Containment Expenses Reported at Year End (\$000 omitted)									
	1	2	3	4	5	6	7	8	9	10
	2007	2008	2009	2010	2011	2012	2013	2014	2015	2016
1. Prior.....7678333760
2. 2007.....0000000000
3. 2008.....	XXX.....000000000
4. 2009.....	XXX.....	XXX.....00000000
5. 2010.....	XXX.....	XXX.....	XXX.....0000000
6. 2011.....	XXX.....	XXX.....	XXX.....	XXX.....000000
7. 2012.....	XXX.....	XXX.....	XXX.....	XXX.....	XXX.....00000
8. 2013.....	XXX.....	XXX.....	XXX.....	XXX.....	XXX.....	XXX.....0000
9. 2014.....	XXX.....	XXX.....	XXX.....	XXX.....	XXX.....	XXX.....	XXX.....000
10. 2015.....	XXX.....	XXX.....	XXX.....	XXX.....	XXX.....	XXX.....	XXX.....	XXX.....00
11. 2016.....	XXX.....	XXX.....	XXX.....	XXX.....	XXX.....	XXX.....	XXX.....	XXX.....	XXX.....0

SCHEDULE P - PART 4F - SECTION 2 - MEDICAL PROFESSIONAL LIABILITY - CLAIMS-MADE

1. Prior.....0000000000
2. 2007.....0000000000
3. 2008.....	XXX.....000000000
4. 2009.....	XXX.....	XXX.....00000000
5. 2010.....	XXX.....	XXX.....	XXX.....0000000
6. 2011.....	XXX.....	XXX.....	XXX.....	XXX.....000000
7. 2012.....	XXX.....	XXX.....	XXX.....	XXX.....	XXX.....00000
8. 2013.....	XXX.....	XXX.....	XXX.....	XXX.....	XXX.....	XXX.....0000
9. 2014.....	XXX.....	XXX.....	XXX.....	XXX.....	XXX.....	XXX.....	XXX.....000
10. 2015.....	XXX.....	XXX.....	XXX.....	XXX.....	XXX.....	XXX.....	XXX.....	XXX.....00
11. 2016.....	XXX.....	XXX.....	XXX.....	XXX.....	XXX.....	XXX.....	XXX.....	XXX.....	XXX.....0

NONE

**SCHEDULE P - PART 4G - SPECIAL LIABILITY (OCEAN MARINE,
AIRCRAFT (ALL PERILS), BOILER AND MACHINERY)**

1. Prior.....1,7573791,51439329120024036629853
2. 2007.....0000000000
3. 2008.....	XXX.....000000000
4. 2009.....	XXX.....	XXX.....00000000
5. 2010.....	XXX.....	XXX.....	XXX.....0000000
6. 2011.....	XXX.....	XXX.....	XXX.....	XXX.....000000
7. 2012.....	XXX.....	XXX.....	XXX.....	XXX.....	XXX.....00000
8. 2013.....	XXX.....	XXX.....	XXX.....	XXX.....	XXX.....	XXX.....0000
9. 2014.....	XXX.....	XXX.....	XXX.....	XXX.....	XXX.....	XXX.....	XXX.....000
10. 2015.....	XXX.....	XXX.....	XXX.....	XXX.....	XXX.....	XXX.....	XXX.....	XXX.....00
11. 2016.....	XXX.....	XXX.....	XXX.....	XXX.....	XXX.....	XXX.....	XXX.....	XXX.....	XXX.....0

SCHEDULE P - PART 4H - SECTION 1 - OTHER LIABILITY - OCCURRENCE

1. Prior.....15,23315,24316,19019,11515,97114,20217,60416,51913,96914,346
2. 2007.....285000000000
3. 2008.....	XXX.....41300000000
4. 2009.....	XXX.....	XXX.....4680000000
5. 2010.....	XXX.....	XXX.....	XXX.....450000000
6. 2011.....	XXX.....	XXX.....	XXX.....	XXX.....35700000
7. 2012.....	XXX.....	XXX.....	XXX.....	XXX.....	XXX.....2540000
8. 2013.....	XXX.....	XXX.....	XXX.....	XXX.....	XXX.....	XXX.....159000
9. 2014.....	XXX.....	XXX.....	XXX.....	XXX.....	XXX.....	XXX.....	XXX.....9900
10. 2015.....	XXX.....	XXX.....	XXX.....	XXX.....	XXX.....	XXX.....	XXX.....	XXX.....590
11. 2016.....	XXX.....	XXX.....	XXX.....	XXX.....	XXX.....	XXX.....	XXX.....	XXX.....	XXX.....52

SCHEDULE P - PART 4H - SECTION 2 - OTHER LIABILITY - CLAIMS-MADE

1. Prior.....0000000000
2. 2007.....0000000000
3. 2008.....	XXX.....000000000
4. 2009.....	XXX.....	XXX.....00000000
5. 2010.....	XXX.....	XXX.....	XXX.....0000000
6. 2011.....	XXX.....	XXX.....	XXX.....	XXX.....000000
7. 2012.....	XXX.....	XXX.....	XXX.....	XXX.....	XXX.....00000
8. 2013.....	XXX.....	XXX.....	XXX.....	XXX.....	XXX.....	XXX.....0000
9. 2014.....	XXX.....	XXX.....	XXX.....	XXX.....	XXX.....	XXX.....	XXX.....000
10. 2015.....	XXX.....	XXX.....	XXX.....	XXX.....	XXX.....	XXX.....	XXX.....	XXX.....00
11. 2016.....	XXX.....	XXX.....	XXX.....	XXX.....	XXX.....	XXX.....	XXX.....	XXX.....	XXX.....0

NONE

SCHEDULE P - PART 4I - SPECIAL PROPERTY (FIRE, ALLIED LINES, INLAND MARINE, EARTHQUAKE, BURGLARY AND THEFT)

Years in Which Losses Were Incurred	Bulk and IBNR Reserves on Net Losses and Defense and Cost Containment Expenses Reported at Year End (\$000 omitted)									
	1	2	3	4	5	6	7	8	9	10
	2007	2008	2009	2010	2011	2012	2013	2014	2015	2016
1. Prior.....	XXX.....	XXX.....	XXX.....	XXX.....	XXX.....	XXX.....	XXX.....	35,689	666	12
2. 2015.....	XXX.....	XXX.....	XXX.....	XXX.....	XXX.....	XXX.....	XXX.....	XXX.....	36,621	544
3. 2016.....	XXX.....	XXX.....	XXX.....	XXX.....	XXX.....	XXX.....	XXX.....	XXX.....	XXX.....	48,366

SCHEDULE P - PART 4J - AUTO PHYSICAL DAMAGE

1. Prior.....	XXX.....	XXX.....	XXX.....	XXX.....	XXX.....	XXX.....	XXX.....	0	0	0
2. 2015.....	XXX.....	XXX.....	XXX.....	XXX.....	XXX.....	XXX.....	XXX.....	XXX.....	0	0
3. 2016.....	XXX.....	XXX.....	XXX.....	XXX.....	XXX.....	XXX.....	XXX.....	XXX.....	XXX.....	0

SCHEDULE P - PART 4K - FIDELITY/SURETY

1. Prior.....	XXX.....	XXX.....	XXX.....	XXX.....	XXX.....	XXX.....	XXX.....	35	30	0
2. 2015.....	XXX.....	XXX.....	XXX.....	XXX.....	XXX.....	XXX.....	XXX.....	XXX.....	0	0
3. 2016.....	XXX.....	XXX.....	XXX.....	XXX.....	XXX.....	XXX.....	XXX.....	XXX.....	XXX.....	0

SCHEDULE P - PART 4L - OTHER (INCLUDING CREDIT, ACCIDENT AND HEALTH)

1. Prior.....	XXX.....	XXX.....	XXX.....	XXX.....	XXX.....	XXX.....	XXX.....	2,190	45	0
2. 2015.....	XXX.....	XXX.....	XXX.....	XXX.....	XXX.....	XXX.....	XXX.....	XXX.....	2,467	109
3. 2016.....	XXX.....	XXX.....	XXX.....	XXX.....	XXX.....	XXX.....	XXX.....	XXX.....	XXX.....	2,892

SCHEDULE P - PART 4M - INTERNATIONAL

1. Prior.....	0	0	0	0	0	0	0	0	0	0
2. 2007.....	0	0	0	0	0	0	0	0	0	0
3. 2008.....	XXX.....	0	0	0	0	0	0	0	0	0
4. 2009.....	XXX.....	XXX.....	0	0	0	0	0	0	0	0
5. 2010.....	XXX.....	XXX.....	XXX.....	0	0	0	0	0	0	0
6. 2011.....	XXX.....	XXX.....	XXX.....	XXX.....	0	0	0	0	0	0
7. 2012.....	XXX.....	XXX.....	XXX.....	XXX.....	XXX.....	0	0	0	0	0
8. 2013.....	XXX.....	XXX.....	XXX.....	XXX.....	XXX.....	XXX.....	0	0	0	0
9. 2014.....	XXX.....	XXX.....	XXX.....	XXX.....	XXX.....	XXX.....	XXX.....	0	0	0
10. 2015.....	XXX.....	XXX.....	XXX.....	XXX.....	XXX.....	XXX.....	XXX.....	XXX.....	0	0
11. 2016.....	XXX.....	XXX.....	XXX.....	XXX.....	XXX.....	XXX.....	XXX.....	XXX.....	XXX.....	0

Sch. P - Pt. 4N
NONE

Sch. P - Pt. 4O
NONE

Sch. P - Pt. 4P
NONE

Sch. P - Pt. 4R - Sn. 1
NONE

Sch. P - Pt. 4R - Sn. 2
NONE

Sch. P - Pt. 4S
NONE

Sch. P - Pt. 4T
NONE

Sch. P - Pt. 5A - Sn. 1
NONE

Sch. P - Pt. 5A - Sn. 2
NONE

Sch. P - Pt. 5A - Sn. 3
NONE

Sch. P - Pt. 5B - Sn. 1
NONE

Sch. P - Pt. 5B - Sn. 2
NONE

Sch. P - Pt. 5B - Sn. 3
NONE

Sch. P - Pt. 5C - Sn. 1
NONE

Sch. P - Pt. 5C - Sn. 2
NONE

Sch. P - Pt. 5C - Sn. 3
NONE

SCHEDULE P - PART 5D - WORKERS' COMPENSATION
(EXCLUDING EXCESS WORKERS' COMPENSATION)

SECTION 1

Years in Which Premiums Were Earned and Losses Were Incurred	Cumulative Number of Claims Closed with Loss Payment Direct and Assumed at Year End									
	1 2007	2 2008	3 2009	4 2010	5 2011	6 2012	7 2013	8 2014	9 2015	10 2016
1. Prior.....	4	8	2	1	0	0	0	0	5	8
2. 2007.....	0	0	0	0	0	0	0	0	0	0
3. 2008.....	XXX	0	0	0	0	0	0	0	0	0
4. 2009.....	XXX	XXX	0	0	0	0	0	0	0	0
5. 2010.....	XXX	XXX	XXX	0	0	0	0	0	0	0
6. 2011.....	XXX	XXX	XXX	XXX	0	0	0	0	0	0
7. 2012.....	XXX	XXX	XXX	XXX	XXX	0	0	0	0	0
8. 2013.....	XXX	XXX	XXX	XXX	XXX	XXX	0	0	0	0
9. 2014.....	XXX	XXX	XXX	XXX	XXX	XXX	XXX	0	0	0
10. 2015.....	XXX	XXX	XXX	XXX	XXX	XXX	XXX	XXX	0	0
11. 2016.....	XXX	XXX	XXX	XXX	XXX	XXX	XXX	XXX	XXX	0

SECTION 2

Years in Which Premiums Were Earned and Losses Were Incurred	Number of Claims Outstanding Direct and Assumed at Year End									
	1 2007	2 2008	3 2009	4 2010	5 2011	6 2012	7 2013	8 2014	9 2015	10 2016
1. Prior.....	90	81	73	67	67	54	43	42	37	34
2. 2007.....	0	0	0	0	0	0	0	0	0	0
3. 2008.....	XXX	0	0	0	0	0	0	0	0	0
4. 2009.....	XXX	XXX	0	0	0	0	0	0	0	0
5. 2010.....	XXX	XXX	XXX	0	0	0	0	0	0	0
6. 2011.....	XXX	XXX	XXX	XXX	0	0	0	0	0	0
7. 2012.....	XXX	XXX	XXX	XXX	XXX	0	0	0	0	0
8. 2013.....	XXX	XXX	XXX	XXX	XXX	XXX	0	0	0	0
9. 2014.....	XXX	XXX	XXX	XXX	XXX	XXX	XXX	0	0	0
10. 2015.....	XXX	XXX	XXX	XXX	XXX	XXX	XXX	XXX	0	0
11. 2016.....	XXX	XXX	XXX	XXX	XXX	XXX	XXX	XXX	XXX	0

SECTION 3

Years in Which Premiums Were Earned and Losses Were Incurred	Cumulative Number of Claims Reported Direct and Assumed at Year End									
	1 2007	2 2008	3 2009	4 2010	5 2011	6 2012	7 2013	8 2014	9 2015	10 2016
1. Prior.....	1	(1)	0	1	1	(1)	0	0	0	0
2. 2007.....	0	0	0	0	0	0	0	0	0	0
3. 2008.....	XXX	0	0	0	0	0	0	0	0	0
4. 2009.....	XXX	XXX	0	0	0	0	0	0	0	0
5. 2010.....	XXX	XXX	XXX	0	0	0	0	0	0	0
6. 2011.....	XXX	XXX	XXX	XXX	0	0	0	0	0	0
7. 2012.....	XXX	XXX	XXX	XXX	XXX	0	0	0	0	0
8. 2013.....	XXX	XXX	XXX	XXX	XXX	XXX	0	0	0	0
9. 2014.....	XXX	XXX	XXX	XXX	XXX	XXX	XXX	0	0	0
10. 2015.....	XXX	XXX	XXX	XXX	XXX	XXX	XXX	XXX	0	0
11. 2016.....	XXX	XXX	XXX	XXX	XXX	XXX	XXX	XXX	XXX	0

Sch. P - Pt. 5E - Sn. 1
NONE

Sch. P - Pt. 5E - Sn. 2
NONE

Sch. P - Pt. 5E - Sn. 3
NONE

Sch. P - Pt. 5F - Sn. 1A
NONE

Sch. P - Pt. 5F - Sn. 2A
NONE

Sch. P - Pt. 5F - Sn. 3A
NONE

Sch. P - Pt. 5F - Sn. 1B
NONE

Sch. P - Pt. 5F - Sn. 2B
NONE

Sch. P - Pt. 5F - Sn. 3B
NONE

SCHEDULE P - PART 5H - OTHER LIABILITY - OCCURRENCE

SECTION 1A

Years in Which Premiums Were Earned and Losses Were Incurred	Cumulative Number of Claims Closed with Loss Payment Direct and Assumed at Year End									
	1	2	3	4	5	6	7	8	9	10
	2007	2008	2009	2010	2011	2012	2013	2014	2015	2016
1. Prior.....11,34311,79011,34211,34711,34211,34211,34211,34200
2. 2007.....0440441456460460460460460460
3. 2008.....XXX.....154177268305308309309309309
4. 2009.....XXX.....XXX.....16178320336338338338338
5. 2010.....XXX.....XXX.....XXX.....120246278285286286286
6. 2011.....XXX.....XXX.....XXX.....XXX.....127172187191191191
7. 2012.....XXX.....XXX.....XXX.....XXX.....XXX.....110120135138139
8. 2013.....XXX.....XXX.....XXX.....XXX.....XXX.....XXX.....55697778
9. 2014.....XXX.....XXX.....XXX.....XXX.....XXX.....XXX.....XXX.....293741
10. 2015.....XXX.....XXX.....XXX.....XXX.....XXX.....XXX.....XXX.....XXX.....711
11. 2016.....XXX.....XXX.....XXX.....XXX.....XXX.....XXX.....XXX.....XXX.....XXX.....7

SECTION 2A

Years in Which Premiums Were Earned and Losses Were Incurred	Number of Claims Outstanding Direct and Assumed at Year End									
	1	2	3	4	5	6	7	8	9	10
	2007	2008	2009	2010	2011	2012	2013	2014	2015	2016
1. Prior.....03550000000
2. 2007.....0117194000000
3. 2008.....XXX.....28313140310000
4. 2009.....XXX.....XXX.....3231611831000
5. 2010.....XXX.....XXX.....XXX.....1674082000
6. 2011.....XXX.....XXX.....XXX.....XXX.....65205100
7. 2012.....XXX.....XXX.....XXX.....XXX.....XXX.....2919410
8. 2013.....XXX.....XXX.....XXX.....XXX.....XXX.....XXX.....24920
9. 2014.....XXX.....XXX.....XXX.....XXX.....XXX.....XXX.....XXX.....1241
10. 2015.....XXX.....XXX.....XXX.....XXX.....XXX.....XXX.....XXX.....XXX.....73
11. 2016.....XXX.....XXX.....XXX.....XXX.....XXX.....XXX.....XXX.....XXX.....XXX.....7

SECTION 3A

Years in Which Premiums Were Earned and Losses Were Incurred	Cumulative Number of Claims Reported Direct and Assumed at Year End									
	1	2	3	4	5	6	7	8	9	10
	2007	2008	2009	2010	2011	2012	2013	2014	2015	2016
1. Prior.....18,25719,61419,10419,13119,13119,13119,13119,13119,8240
2. 2007.....0557460460460460460460460460
3. 2008.....XXX.....437308308308309309309309309
4. 2009.....XXX.....XXX.....339339338339339338338338
5. 2010.....XXX.....XXX.....XXX.....287286286287286286286
6. 2011.....XXX.....XXX.....XXX.....XXX.....192192192192191191
7. 2012.....XXX.....XXX.....XXX.....XXX.....XXX.....139139139139139
8. 2013.....XXX.....XXX.....XXX.....XXX.....XXX.....XXX.....79787978
9. 2014.....XXX.....XXX.....XXX.....XXX.....XXX.....XXX.....XXX.....414142
10. 2015.....XXX.....XXX.....XXX.....XXX.....XXX.....XXX.....XXX.....XXX.....1414
11. 2016.....XXX.....XXX.....XXX.....XXX.....XXX.....XXX.....XXX.....XXX.....XXX.....14

Sch. P - Pt. 5H - Sn. 1B
NONE

Sch. P - Pt. 5H - Sn. 2B
NONE

Sch. P - Pt. 5H - Sn. 3B
NONE

Sch. P - Pt. 5R - Sn. 1A
NONE

Sch. P - Pt. 5R - Sn. 2A
NONE

Sch. P - Pt. 5R - Sn. 3A
NONE

Sch. P - Pt. 5R - Sn. 1B
NONE

Sch. P - Pt. 5R - Sn. 2B
NONE

Sch. P - Pt. 5R - Sn. 3B
NONE

TRANSAMERICA CASUALTY INSURANCE COMPANY
SCHEDULE P - PART 5T - WARRANTY

SECTION 1

Years in Which Premiums Were Earned and Losses Were Incurred	Cumulative Number of Claims Closed with Loss Payment Direct and Assumed at Year End									
	1	2	3	4	5	6	7	8	9	10
	2007	2008	2009	2010	2011	2012	2013	2014	2015	2016
1. Prior.....	...XXX.....	...XXX.....	...XXX.....	...XXX.....	...XXX.....	...XXX.....	...XXX.....30,38830,89433,189
2. 2015.....	...XXX.....	...XXX.....	...XXX.....	...XXX.....	...XXX.....	...XXX.....	...XXX.....	...XXX.....2,0262,115
3. 2016.....	...XXX.....	...XXX.....	...XXX.....	...XXX.....	...XXX.....	...XXX.....	...XXX.....	...XXX.....	...XXX.....1,688

SECTION 2

Years in Which Premiums Were Earned and Losses Were Incurred	Number of Claims Outstanding Direct and Assumed at Year End									
	1	2	3	4	5	6	7	8	9	10
	2007	2008	2009	2010	2011	2012	2013	2014	2015	2016
1. Prior.....	...XXX.....	...XXX.....	...XXX.....	...XXX.....	...XXX.....	...XXX.....	...XXX.....4500
2. 2015.....	...XXX.....	...XXX.....	...XXX.....	...XXX.....	...XXX.....	...XXX.....	...XXX.....	...XXX.....880
3. 2016.....	...XXX.....	...XXX.....	...XXX.....	...XXX.....	...XXX.....	...XXX.....	...XXX.....	...XXX.....	...XXX.....82

SECTION 3

Years in Which Premiums Were Earned and Losses Were Incurred	Cumulative Number of Claims Reported Direct and Assumed at Year End									
	1	2	3	4	5	6	7	8	9	10
	2007	2008	2009	2010	2011	2012	2013	2014	2015	2016
1. Prior.....	...XXX.....	...XXX.....	...XXX.....	...XXX.....	...XXX.....	...XXX.....	...XXX.....30,43430,84933,234
2. 2015.....	...XXX.....	...XXX.....	...XXX.....	...XXX.....	...XXX.....	...XXX.....	...XXX.....	...XXX.....2,1142,115
3. 2016.....	...XXX.....	...XXX.....	...XXX.....	...XXX.....	...XXX.....	...XXX.....	...XXX.....	...XXX.....	...XXX.....1,770

SCHEDULE P - PART 6C - COMMERCIAL AUTO/TRUCK LIABILITY/MEDICAL

SECTION 1

Years in Which Premiums Were Earned and Losses Were Incurred	Cumulative Premiums Earned Direct and Assumed at Year End (\$000 omitted)										11 Current Year Premiums Earned
	1	2	3	4	5	6	7	8	9	10	
	2007	2008	2009	2010	2011	2012	2013	2014	2015	2016	
1. Prior.....00000000000
2. 2007.....00000000000
3. 2008.....	XXX.....0000000000
4. 2009.....	XXX.....	XXX.....000000000
5. 2010.....	XXX.....	XXX.....	XXX.....00000000
6. 2011.....	XXX.....	XXX.....	XXX.....	XXX.....0000000
7. 2012.....	XXX.....	XXX.....	XXX.....	XXX.....	XXX.....000000
8. 2013.....	XXX.....	XXX.....	XXX.....	XXX.....	XXX.....	XXX.....00000
9. 2014.....	XXX.....	XXX.....	XXX.....	XXX.....	XXX.....	XXX.....	XXX.....0000
10. 2015.....	XXX.....	XXX.....	XXX.....	XXX.....	XXX.....	XXX.....	XXX.....	XXX.....000
11. 2016.....	XXX.....	XXX.....	XXX.....	XXX.....	XXX.....	XXX.....	XXX.....	XXX.....	XXX.....00
12. Total.....	XXX.....	XXX.....	XXX.....	XXX.....	XXX.....	XXX.....	XXX.....	XXX.....	XXX.....	XXX.....0
13. Earned Prems.(P-Pt 1)0000000000XXX.....

SECTION 2

Years in Which Premiums Were Earned and Losses Were Incurred	Cumulative Premiums Earned Ceded at Year End (\$000 omitted)										11 Current Year Premiums Earned
	1	2	3	4	5	6	7	8	9	10	
	2007	2008	2009	2010	2011	2012	2013	2014	2015	2016	
1. Prior.....00000000000
2. 2007.....00000000000
3. 2008.....	XXX.....0000000000
4. 2009.....	XXX.....	XXX.....000000000
5. 2010.....	XXX.....	XXX.....	XXX.....00000000
6. 2011.....	XXX.....	XXX.....	XXX.....	XXX.....0000000
7. 2012.....	XXX.....	XXX.....	XXX.....	XXX.....	XXX.....000000
8. 2013.....	XXX.....	XXX.....	XXX.....	XXX.....	XXX.....	XXX.....00000
9. 2014.....	XXX.....	XXX.....	XXX.....	XXX.....	XXX.....	XXX.....	XXX.....0000
10. 2015.....	XXX.....	XXX.....	XXX.....	XXX.....	XXX.....	XXX.....	XXX.....	XXX.....000
11. 2016.....	XXX.....	XXX.....	XXX.....	XXX.....	XXX.....	XXX.....	XXX.....	XXX.....	XXX.....00
12. Total.....	XXX.....	XXX.....	XXX.....	XXX.....	XXX.....	XXX.....	XXX.....	XXX.....	XXX.....	XXX.....0
13. Earned Prems.(P-Pt 1)0000000000XXX.....

SCHEDULE P - PART 6D - WORKERS' COMPENSATION
(EXCLUDING EXCESS WORKERS' COMPENSATION)

SECTION 1

Years in Which Premiums Were Earned and Losses Were Incurred	Cumulative Premiums Earned Direct and Assumed at Year End (\$000 omitted)										11 Current Year Premiums Earned
	1	2	3	4	5	6	7	8	9	10	
	2007	2008	2009	2010	2011	2012	2013	2014	2015	2016	
1. Prior.....11111110000
2. 2007.....00000000000
3. 2008.....	XXX.....	(32)	(32)	(32)	(32)	(32)	(32)	(32)	(32)	(32)0
4. 2009.....	XXX.....	XXX.....000000000
5. 2010.....	XXX.....	XXX.....	XXX.....00000000
6. 2011.....	XXX.....	XXX.....	XXX.....	XXX.....0000000
7. 2012.....	XXX.....	XXX.....	XXX.....	XXX.....	XXX.....000000
8. 2013.....	XXX.....	XXX.....	XXX.....	XXX.....	XXX.....	XXX.....00000
9. 2014.....	XXX.....	XXX.....	XXX.....	XXX.....	XXX.....	XXX.....	XXX.....0000
10. 2015.....	XXX.....	XXX.....	XXX.....	XXX.....	XXX.....	XXX.....	XXX.....	XXX.....000
11. 2016.....	XXX.....	XXX.....	XXX.....	XXX.....	XXX.....	XXX.....	XXX.....	XXX.....	XXX.....00
12. Total.....	XXX.....	XXX.....	XXX.....	XXX.....	XXX.....	XXX.....	XXX.....	XXX.....	XXX.....	XXX.....0
13. Earned Prems.(P-Pt 1)0	(32)00000000XXX.....

SECTION 2

Years in Which Premiums Were Earned and Losses Were Incurred	Cumulative Premiums Earned Ceded at Year End (\$000 omitted)										11 Current Year Premiums Earned
	1	2	3	4	5	6	7	8	9	10	
	2007	2008	2009	2010	2011	2012	2013	2014	2015	2016	
1. Prior.....00000000000
2. 2007.....00000000000
3. 2008.....	XXX.....	1,040	1,040	1,040	1,040	1,040	1,040	1,040	1,040	1,0400
4. 2009.....	XXX.....	XXX.....000000000
5. 2010.....	XXX.....	XXX.....	XXX.....00000000
6. 2011.....	XXX.....	XXX.....	XXX.....	XXX.....0000000
7. 2012.....	XXX.....	XXX.....	XXX.....	XXX.....	XXX.....	41	41	41	41	410
8. 2013.....	XXX.....	XXX.....	XXX.....	XXX.....	XXX.....	XXX.....00000
9. 2014.....	XXX.....	XXX.....	XXX.....	XXX.....	XXX.....	XXX.....	XXX.....0000
10. 2015.....	XXX.....	XXX.....	XXX.....	XXX.....	XXX.....	XXX.....	XXX.....	XXX.....000
11. 2016.....	XXX.....	XXX.....	XXX.....	XXX.....	XXX.....	XXX.....	XXX.....	XXX.....	XXX.....00
12. Total.....	XXX.....	XXX.....	XXX.....	XXX.....	XXX.....	XXX.....	XXX.....	XXX.....	XXX.....	XXX.....0
13. Earned Prems.(P-Pt 1)0	1,040000	410000XXX.....

SCHEDULE P - PART 6E - COMMERCIAL MULTIPLE PERIL

SECTION 1

Years in Which Premiums Were Earned and Losses Were Incurred	Cumulative Premiums Earned Direct and Assumed at Year End (\$000 omitted)										11 Current Year Premiums Earned
	1	2	3	4	5	6	7	8	9	10	
	2007	2008	2009	2010	2011	2012	2013	2014	2015	2016	
1. Prior.....00000000000
2. 2007.....00000000000
3. 2008.....	XXX.....1616161616161616160
4. 2009.....	XXX.....	XXX.....444444440
5. 2010.....	XXX.....	XXX.....	XXX.....00000000
6. 2011.....	XXX.....	XXX.....	XXX.....	XXX.....0000000
7. 2012.....	XXX.....	XXX.....	XXX.....	XXX.....	XXX.....000000
8. 2013.....	XXX.....	XXX.....	XXX.....	XXX.....	XXX.....	XXX.....00000
9. 2014.....	XXX.....	XXX.....	XXX.....	XXX.....	XXX.....	XXX.....	XXX.....0000
10. 2015.....	XXX.....	XXX.....	XXX.....	XXX.....	XXX.....	XXX.....	XXX.....	XXX.....000
11. 2016.....	XXX.....	XXX.....	XXX.....	XXX.....	XXX.....	XXX.....	XXX.....	XXX.....	XXX.....00
12. Total.....	XXX.....	XXX.....	XXX.....	XXX.....	XXX.....	XXX.....	XXX.....	XXX.....	XXX.....	XXX.....0
13. Earned Prems.(P-Pt 1)(1)1640400060XXX.....

SECTION 2

Years in Which Premiums Were Earned and Losses Were Incurred	Cumulative Premiums Earned Ceded at Year End (\$000 omitted)										11 Current Year Premiums Earned
	1	2	3	4	5	6	7	8	9	10	
	2007	2008	2009	2010	2011	2012	2013	2014	2015	2016	
1. Prior.....00000000000
2. 2007.....00000000000
3. 2008.....	XXX.....2525252525252525250
4. 2009.....	XXX.....	XXX.....(6)(6)(6)(6)(6)(6)(6)(6)0
5. 2010.....	XXX.....	XXX.....	XXX.....00000000
6. 2011.....	XXX.....	XXX.....	XXX.....	XXX.....0000000
7. 2012.....	XXX.....	XXX.....	XXX.....	XXX.....	XXX.....000000
8. 2013.....	XXX.....	XXX.....	XXX.....	XXX.....	XXX.....	XXX.....00000
9. 2014.....	XXX.....	XXX.....	XXX.....	XXX.....	XXX.....	XXX.....	XXX.....0000
10. 2015.....	XXX.....	XXX.....	XXX.....	XXX.....	XXX.....	XXX.....	XXX.....	XXX.....000
11. 2016.....	XXX.....	XXX.....	XXX.....	XXX.....	XXX.....	XXX.....	XXX.....	XXX.....	XXX.....00
12. Total.....	XXX.....	XXX.....	XXX.....	XXX.....	XXX.....	XXX.....	XXX.....	XXX.....	XXX.....	XXX.....0
13. Earned Prems.(P-Pt 1)2225(6)13(96)(8)(124)000XXX.....

SCHEDULE P - PART 6H - OTHER LIABILITY - OCCURRENCE

SECTION 1A

Years in Which Premiums Were Earned and Losses Were Incurred	Cumulative Premiums Earned Direct and Assumed at Year End (\$000 omitted)										11 Current Year Premiums Earned
	1	2	3	4	5	6	7	8	9	10	
	2007	2008	2009	2010	2011	2012	2013	2014	2015	2016	
1. Prior.....00000000000
2. 2007.....10,33710,33710,33710,33710,33710,33710,33710,33710,33710,3370
3. 2008.....	XXX.....9,5179,5179,5179,5179,5179,5179,5179,5179,5170
4. 2009.....	XXX.....	XXX.....7,9767,9767,9767,9767,9767,9767,9767,9760
5. 2010.....	XXX.....	XXX.....	XXX.....8,2078,2078,2078,2078,2078,2078,2070
6. 2011.....	XXX.....	XXX.....	XXX.....	XXX.....10,23310,23310,23310,23310,23310,2330
7. 2012.....	XXX.....	XXX.....	XXX.....	XXX.....	XXX.....8,7568,7568,7568,7568,7560
8. 2013.....	XXX.....	XXX.....	XXX.....	XXX.....	XXX.....	XXX.....5,0945,0945,0945,0940
9. 2014.....	XXX.....	XXX.....	XXX.....	XXX.....	XXX.....	XXX.....	XXX.....1,7591,7591,7590
10. 2015.....	XXX.....	XXX.....	XXX.....	XXX.....	XXX.....	XXX.....	XXX.....	XXX.....1,2681,2680
11. 2016.....	XXX.....	XXX.....	XXX.....	XXX.....	XXX.....	XXX.....	XXX.....	XXX.....	XXX.....1,1281,128
12. Total.....	XXX.....	XXX.....	XXX.....	XXX.....	XXX.....	XXX.....	XXX.....	XXX.....	XXX.....	XXX.....1,128
13. Earned Prems.(P-Pt 1)10,3379,5177,9768,20710,2338,7565,0941,7591,2681,128XXX.....

SECTION 2A

Years in Which Premiums Were Earned and Losses Were Incurred	Cumulative Premiums Earned Ceded at Year End (\$000 omitted)										11 Current Year Premiums Earned
	1	2	3	4	5	6	7	8	9	10	
	2007	2008	2009	2010	2011	2012	2013	2014	2015	2016	
1. Prior.....00000000000
2. 2007.....00000000000
3. 2008.....	XXX.....4242424242424242420
4. 2009.....	XXX.....	XXX.....14141414141414140
5. 2010.....	XXX.....	XXX.....	XXX.....1,4091,4091,4091,4091,4091,4091,4090
6. 2011.....	XXX.....	XXX.....	XXX.....	XXX.....4,2214,2214,2214,2214,2214,2210
7. 2012.....	XXX.....	XXX.....	XXX.....	XXX.....	XXX.....3,7883,7883,7883,7883,7880
8. 2013.....	XXX.....	XXX.....	XXX.....	XXX.....	XXX.....	XXX.....3,3283,3283,3283,3280
9. 2014.....	XXX.....	XXX.....	XXX.....	XXX.....	XXX.....	XXX.....	XXX.....3813813810
10. 2015.....	XXX.....	XXX.....	XXX.....	XXX.....	XXX.....	XXX.....	XXX.....	XXX.....000
11. 2016.....	XXX.....	XXX.....	XXX.....	XXX.....	XXX.....	XXX.....	XXX.....	XXX.....	XXX.....00
12. Total.....	XXX.....	XXX.....	XXX.....	XXX.....	XXX.....	XXX.....	XXX.....	XXX.....	XXX.....	XXX.....0
13. Earned Prems.(P-Pt 1)5442141,4864,1423,7753,19138100XXX.....

Sch. P - Pt. 6H - Sn. 1B
NONE

Sch. P - Pt. 6H - Sn. 2B
NONE

Sch. P - Pt. 6M - Sn. 1
NONE

Sch. P - Pt. 6M - Sn. 2
NONE

Sch. P - Pt. 6N - Sn. 1
NONE

Sch. P - Pt. 6N - Sn. 2
NONE

Sch. P - Pt. 6O - Sn. 1
NONE

Sch. P - Pt. 6O - Sn. 2
NONE

Sch. P - Pt. 6R - Sn. 1A
NONE

Sch. P - Pt. 6R - Sn. 2A
NONE

Sch. P - Pt. 6R - Sn. 1B
NONE

Sch. P - Pt. 6R - Sn. 2B
NONE

SCHEDULE P - PART 7A - PRIMARY LOSS SENSITIVE CONTRACTS

(\$000 Omitted)

SECTION 1

	1	2	3	4	5	6
	Total Net Losses and Expenses Unpaid	Net Losses and Expenses Unpaid on Loss Sensitive Contracts	Loss Sensitive as Percentage of Total	Total Net Premiums Written	Net Premiums Written on Loss Sensitive Contracts	Loss Sensitive as Percentage of Total
Schedule P - Part 1						
1. Homeowners/farmowners.....000.0000.0
2. Private passenger auto liability/medical.....000.0000.0
3. Commercial auto/truck liability/medical.....000.0000.0
4. Workers' compensation.....55400.0000.0
5. Commercial multiple peril.....5,81100.0000.0
6. Medical professional liability - occurrence.....000.0000.0
7. Medical professional liability - claims-made.....000.0000.0
8. Special liability.....7700.0000.0
9. Other liability - occurrence.....20,69300.07,34500.0
10. Other liability - claims-made.....000.0000.0
11. Special property.....48,95600.0338,17100.0
12. Auto physical damage.....000.0000.0
13. Fidelity/surety.....000.0000.0
14. Other.....4,54100.09,96400.0
15. International.....000.0000.0
16. Reinsurance - nonproportional assumed property.....XXXXXXXXXXXXXXXXXX
17. Reinsurance - nonproportional assumed liability.....XXXXXXXXXXXXXXXXXX
18. Reinsurance - nonproportional assumed financial lines.....XXXXXXXXXXXXXXXXXX
19. Products liability - occurrence.....000.0000.0
20. Products liability - claims-made.....000.0000.0
21. Financial guaranty/mortgage guaranty.....000.03,00000.0
22. Warranty.....000.0(1)00.0
23. Totals.....80,63200.0358,48000.0

SECTION 2

Years in Which Policies Were Issued	Incurred Losses and Defense and Cost Containment Expenses Reported at Year End (\$000 omitted)									
	1	2	3	4	5	6	7	8	9	10
	2007	2008	2009	2010	2011	2012	2013	2014	2015	2016
1. Prior.....0000000000
2. 2007.....0000000000
3. 2008.....XXX000000000
4. 2009.....XXXXXX00000000
5. 2010.....XXXXXXXXX0000000
6. 2011.....XXXXXXXXXXXX000000
7. 2012.....XXXXXXXXXXXXXXX00000
8. 2013.....XXXXXXXXXXXXXXXXXX0000
9. 2014.....XXXXXXXXXXXXXXXXXXXXX000
10. 2015.....XXXXXXXXXXXXXXXXXXXXXXXX00
11. 2016.....XXXXXXXXXXXXXXXXXXXXXXXXXXX0

SECTION 3

Years in Which Policies Were Issued	Bulk and Incurred But Not Reported Reserves for Losses and Defense and Cost Containment Expenses at Year End (\$000 omitted)									
	1	2	3	4	5	6	7	8	9	10
	2007	2008	2009	2010	2011	2012	2013	2014	2015	2016
1. Prior.....0000000000
2. 2007.....0000000000
3. 2008.....XXX000000000
4. 2009.....XXXXXX00000000
5. 2010.....XXXXXXXXX0000000
6. 2011.....XXXXXXXXXXXX000000
7. 2012.....XXXXXXXXXXXXXXX00000
8. 2013.....XXXXXXXXXXXXXXXXXX0000
9. 2014.....XXXXXXXXXXXXXXXXXXXXX000
10. 2015.....XXXXXXXXXXXXXXXXXXXXXXXX00
11. 2016.....XXXXXXXXXXXXXXXXXXXXXXXXXXX0

SCHEDULE P - PART 7A - PRIMARY LOSS SENSITIVE CONTRACTS (continued)

SECTION 4

Years in Which Policies Were Issued	Net Earned Premiums Reported at Year End (\$000 omitted)									
	1	2	3	4	5	6	7	8	9	10
	2007	2008	2009	2010	2011	2012	2013	2014	2015	2016
1. Prior.....0000000000
2. 2007.....0000000000
3. 2008.....	XXX.....000000000
4. 2009.....	XXX.....	XXX.....00000000
5. 2010.....	XXX.....	XXX.....	XXX.....0000000
6. 2011.....	XXX.....	XXX.....	XXX.....	XXX.....000000
7. 2012.....	XXX.....	XXX.....	XXX.....	XXX.....	XXX.....00000
8. 2013.....	XXX.....	XXX.....	XXX.....	XXX.....	XXX.....	XXX.....0000
9. 2014.....	XXX.....	XXX.....	XXX.....	XXX.....	XXX.....	XXX.....	XXX.....000
10. 2015.....	XXX.....	XXX.....	XXX.....	XXX.....	XXX.....	XXX.....	XXX.....	XXX.....00
11. 2016.....	XXX.....	XXX.....	XXX.....	XXX.....	XXX.....	XXX.....	XXX.....	XXX.....	XXX.....0

SECTION 5

Years in Which Policies Were Issued	Net Reserve for Premium Adjustments and Accrued Retrospective Premiums at Year End (\$000 omitted)									
	1	2	3	4	5	6	7	8	9	10
	2007	2008	2009	2010	2011	2012	2013	2014	2015	2016
1. Prior.....0000000000
2. 2007.....0000000000
3. 2008.....	XXX.....000000000
4. 2009.....	XXX.....	XXX.....00000000
5. 2010.....	XXX.....	XXX.....	XXX.....0000000
6. 2011.....	XXX.....	XXX.....	XXX.....	XXX.....000000
7. 2012.....	XXX.....	XXX.....	XXX.....	XXX.....	XXX.....00000
8. 2013.....	XXX.....	XXX.....	XXX.....	XXX.....	XXX.....	XXX.....0000
9. 2014.....	XXX.....	XXX.....	XXX.....	XXX.....	XXX.....	XXX.....	XXX.....000
10. 2015.....	XXX.....	XXX.....	XXX.....	XXX.....	XXX.....	XXX.....	XXX.....	XXX.....00
11. 2016.....	XXX.....	XXX.....	XXX.....	XXX.....	XXX.....	XXX.....	XXX.....	XXX.....	XXX.....0

SCHEDULE P - PART 7B - REINSURANCE LOSS SENSITIVE CONTRACTS

(\$000 Omitted)

SECTION 1

	1	2	3	4	5	6
	Total Net Losses and Expenses Unpaid	Net Losses and Expenses Unpaid on Loss Sensitive Contracts	Loss Sensitive as Percentage of Total	Total Net Premiums Written	Net Premiums Written on Loss Sensitive Contracts	Loss Sensitive as Percentage of Total
Schedule P - Part 1						
1. Homeowners/farmowners.....	0	0	0.0	0	0	0.0
2. Private passenger auto liability/medical.....	0	0	0.0	0	0	0.0
3. Commercial auto/truck liability/medical.....	0	0	0.0	0	0	0.0
4. Workers' compensation.....	554	0	0.0	0	0	0.0
5. Commercial multiple peril.....	5,811	0	0.0	0	0	0.0
6. Medical professional liability - occurrence.....	0	0	0.0	0	0	0.0
7. Medical professional liability - claims-made.....	0	0	0.0	0	0	0.0
8. Special liability.....	77	0	0.0	0	0	0.0
9. Other liability - occurrence.....	20,693	0	0.0	7,345	0	0.0
10. Other liability - claims-made.....	0	0	0.0	0	0	0.0
11. Special property.....	48,956	0	0.0	338,171	0	0.0
12. Auto physical damage.....	0	0	0.0	0	0	0.0
13. Fidelity/surety.....	0	0	0.0	0	0	0.0
14. Other.....	4,541	0	0.0	9,964	0	0.0
15. International.....	0	0	0.0	0	0	0.0
16. Reinsurance - nonproportional assumed property.....	0	0	0.0	0	0	0.0
17. Reinsurance - nonproportional assumed liability.....	0	0	0.0	0	0	0.0
18. Reinsurance - nonproportional assumed financial lines.....	0	0	0.0	0	0	0.0
19. Products liability - occurrence.....	0	0	0.0	0	0	0.0
20. Products liability - claims-made.....	0	0	0.0	0	0	0.0
21. Financial guaranty/mortgage guaranty.....	0	0	0.0	3,000	0	0.0
22. Warranty.....	0	0	0.0	(1)	0	0.0
23. Totals	80,632	0	0.0	358,480	0	0.0

SECTION 2

Years in Which Policies Were Issued	Incurred Losses and Defense and Cost Containment Expenses Reported at Year End (\$000 omitted)									
	1	2	3	4	5	6	7	8	9	10
	2007	2008	2009	2010	2011	2012	2013	2014	2015	2016
1. Prior.....	0	0	0	0	0	0	0	0	0	0
2. 2007.....	0	0	0	0	0	0	0	0	0	0
3. 2008.....	XXX	0	0	0	0	0	0	0	0	0
4. 2009.....	XXX	XXX	0	0	0	0	0	0	0	0
5. 2010.....	XXX	XXX	XXX	0	0	0	0	0	0	0
6. 2011.....	XXX	XXX	XXX	XXX	0	0	0	0	0	0
7. 2012.....	XXX	XXX	XXX	XXX	XXX	0	0	0	0	0
8. 2013.....	XXX	XXX	XXX	XXX	XXX	XXX	0	0	0	0
9. 2014.....	XXX	XXX	XXX	XXX	XXX	XXX	XXX	0	0	0
10. 2015.....	XXX	XXX	XXX	XXX	XXX	XXX	XXX	XXX	0	0
11. 2016.....	XXX	XXX	XXX	XXX	XXX	XXX	XXX	XXX	XXX	0

SECTION 3

Years in Which Policies Were Issued	Bulk and Incurred But Not Reported Reserves for Losses and Defense and Cost Containment Expenses at Year End (\$000 omitted)									
	1	2	3	4	5	6	7	8	9	10
	2007	2008	2009	2010	2011	2012	2013	2014	2015	2016
1. Prior.....	0	0	0	0	0	0	0	0	0	0
2. 2007.....	0	0	0	0	0	0	0	0	0	0
3. 2008.....	XXX	0	0	0	0	0	0	0	0	0
4. 2009.....	XXX	XXX	0	0	0	0	0	0	0	0
5. 2010.....	XXX	XXX	XXX	0	0	0	0	0	0	0
6. 2011.....	XXX	XXX	XXX	XXX	0	0	0	0	0	0
7. 2012.....	XXX	XXX	XXX	XXX	XXX	0	0	0	0	0
8. 2013.....	XXX	XXX	XXX	XXX	XXX	XXX	0	0	0	0
9. 2014.....	XXX	XXX	XXX	XXX	XXX	XXX	XXX	0	0	0
10. 2015.....	XXX	XXX	XXX	XXX	XXX	XXX	XXX	XXX	0	0
11. 2016.....	XXX	XXX	XXX	XXX	XXX	XXX	XXX	XXX	XXX	0

SCHEDULE P - PART 7B - REINSURANCE LOSS SENSITIVE CONTRACTS (continued)

SECTION 4

Years in Which Policies Were Issued	Net Earned Premiums Reported At Year End (\$000 Omitted)									
	1	2	3	4	5	6	7	8	9	10
	2007	2008	2009	2010	2011	2012	2013	2014	2015	2016
1. Prior.....	0	0	0	0	0	0	0	0	0	0
2. 2007.....	0	0	0	0	0	0	0	0	0	0
3. 2008.....	XXX	0	0	0	0	0	0	0	0	0
4. 2009.....	XXX	XXX	0	0	0	0	0	0	0	0
5. 2010.....	XXX	XXX	XXX	0	0	0	0	0	0	0
6. 2011.....	XXX	XXX	XXX	XXX	0	0	0	0	0	0
7. 2012.....	XXX	XXX	XXX	XXX	XXX	0	0	0	0	0
8. 2013.....	XXX	XXX	XXX	XXX	XXX	XXX	0	0	0	0
9. 2014.....	XXX	XXX	XXX	XXX	XXX	XXX	XXX	0	0	0
10. 2015.....	XXX	XXX	XXX	XXX	XXX	XXX	XXX	XXX	0	0
11. 2016.....	XXX	XXX	XXX	XXX	XXX	XXX	XXX	XXX	XXX	0

SECTION 5

Years in Which Policies Were Issued	Net Reserve For Premium Adjustments And Accrued Retrospective Premiums At Year End (\$000 Omitted)									
	1	2	3	4	5	6	7	8	9	10
	2007	2008	2009	2010	2011	2012	2013	2014	2015	2016
1. Prior.....	0	0	0	0	0	0	0	0	0	0
2. 2007.....	0	0	0	0	0	0	0	0	0	0
3. 2008.....	XXX	0	0	0	0	0	0	0	0	0
4. 2009.....	XXX	XXX	0	0	0	0	0	0	0	0
5. 2010.....	XXX	XXX	XXX	0	0	0	0	0	0	0
6. 2011.....	XXX	XXX	XXX	XXX	0	0	0	0	0	0
7. 2012.....	XXX	XXX	XXX	XXX	XXX	0	0	0	0	0
8. 2013.....	XXX	XXX	XXX	XXX	XXX	XXX	0	0	0	0
9. 2014.....	XXX	XXX	XXX	XXX	XXX	XXX	XXX	0	0	0
10. 2015.....	XXX	XXX	XXX	XXX	XXX	XXX	XXX	XXX	0	0
11. 2016.....	XXX	XXX	XXX	XXX	XXX	XXX	XXX	XXX	XXX	0

SECTION 6

Years in Which Policies Were Issued	Incurred Adjustable Commissions Reported At Year End (\$000 Omitted)									
	1	2	3	4	5	6	7	8	9	10
	2007	2008	2009	2010	2011	2012	2013	2014	2015	2016
1. Prior.....	0	0	0	0	0	0	0	0	0	0
2. 2007.....	0	0	0	0	0	0	0	0	0	0
3. 2008.....	XXX	0	0	0	0	0	0	0	0	0
4. 2009.....	XXX	XXX	0	0	0	0	0	0	0	0
5. 2010.....	XXX	XXX	XXX	0	0	0	0	0	0	0
6. 2011.....	XXX	XXX	XXX	XXX	0	0	0	0	0	0
7. 2012.....	XXX	XXX	XXX	XXX	XXX	0	0	0	0	0
8. 2013.....	XXX	XXX	XXX	XXX	XXX	XXX	0	0	0	0
9. 2014.....	XXX	XXX	XXX	XXX	XXX	XXX	XXX	0	0	0
10. 2015.....	XXX	XXX	XXX	XXX	XXX	XXX	XXX	XXX	0	0
11. 2016.....	XXX	XXX	XXX	XXX	XXX	XXX	XXX	XXX	XXX	0

SECTION 7

Years in Which Policies Were Issued	Reserves For Commission Adjustments At Year End (\$000 Omitted)									
	1	2	3	4	5	6	7	8	9	10
	2007	2008	2009	2010	2011	2012	2013	2014	2015	2016
1. Prior.....	0	0	0	0	0	0	0	0	0	0
2. 2007.....	0	0	0	0	0	0	0	0	0	0
3. 2008.....	XXX	0	0	0	0	0	0	0	0	0
4. 2009.....	XXX	XXX	0	0	0	0	0	0	0	0
5. 2010.....	XXX	XXX	XXX	0	0	0	0	0	0	0
6. 2011.....	XXX	XXX	XXX	XXX	0	0	0	0	0	0
7. 2012.....	XXX	XXX	XXX	XXX	XXX	0	0	0	0	0
8. 2013.....	XXX	XXX	XXX	XXX	XXX	XXX	0	0	0	0
9. 2014.....	XXX	XXX	XXX	XXX	XXX	XXX	XXX	0	0	0
10. 2015.....	XXX	XXX	XXX	XXX	XXX	XXX	XXX	XXX	0	0
11. 2016.....	XXX	XXX	XXX	XXX	XXX	XXX	XXX	XXX	XXX	0

TRANSAMERICA CASUALTY INSURANCE COMPANY
SCHEDULE P INTERROGATORIES

1. The following questions relate to yet-to-be-issued Extended Reporting Endorsements (EREs) arising from Death, Disability, or Retirement (DDR) provisions in Medical Professional Liability Claims-Made insurance policies. EREs provided for reasons other than DDR are not be included.
- 1.1 Does the company issue Medical Professional Liability Claims-Made insurance policies that provide tail (also known as an extended reporting endorsement, or "ERE") benefits in the event of Death, Disability, or Retirement (DDR) at a reduced charge or at no additional cost?

Yes [] No [X]

If the answer to question 1.1 is "no", leave the following questions blank. If the answer to question 1.1 is "yes", please answer the following questions.
- 1.2 What is the total amount of the reserve for that provision (DDR reserve), as reported, explicitly or not, elsewhere in this statement (in dollars)?

\$.....0
- 1.3 Does the company report any DDR reserve as Unearned Premium Reserve per SSAP #65?

Yes [] No [X]
- 1.4 Does the company report any DDR reserve as loss or loss adjustment expense reserve?

Yes [] No [X]
- 1.5 If the company reports DDR reserve as Unearned Premium Reserve, does that amount match the figure on the Underwriting and Investment Exhibit, Part 1A - Recapitulation of all Premiums (Page 7) Column 2, Lines 11.1 plus 11.2?

Yes [] No [] N/A[X]
- 1.6 If the company reports DDR reserve as loss or loss adjustment expense reserve, please complete the following table corresponding to where these reserves are reported in Schedule P:

Years in Which Premiums Were Earned and Losses Were Incurred		DDR Reserve Included in Schedule P, Part 1F, Medical Professional Liability Column 24: Total Net Losses and Expenses Unpaid	
		1	2
		Section 1: Occurrence	Section 2: Claims-Made
1.601	Prior.....00
1.602	2007.....00
1.603	2008.....00
1.604	2009.....00
1.605	2010.....00
1.606	2011.....00
1.607	2012.....00
1.608	2013.....00
1.609	2014.....00
1.610	2015.....00
1.611	2016.....00
1.612	Totals.....00

2. The definition of allocated loss adjustment expenses (ALAE) and, therefore, unallocated loss adjustment expenses (ULAE) was changed effective January 1, 1998. This change in definition applies to both paid and unpaid expenses. Are these expenses (now reported as "Defense and Cost Containment" and "Adjusting and Other") reported in compliance with these definitions in this statement?

Yes [X] No []
3. The Adjusting and Other expense payments and reserves should be allocated to the years in which the losses were incurred based on the number of claims reported, closed and outstanding in those years. When allocating Adjusting and Other expense between companies in a group or a pool, the Adjusting and Other expense should be allocated in the same percentage used for the loss amounts and the claim counts. For reinsurers, Adjusting and Other expense assumed should be reported according to the reinsurance contract. For Adjusting and Other expense incurred by reinsurers, or in those situations where suitable claim count information is not available, Adjusting and Other expense should be allocated by a reasonable method determined by the company and described in Interrogatory 7, below. Are they so reported in this statement?

Yes [X] No []
4. Do any lines in Schedule P include reserves that are reported gross of any discount to present value of future payments, and that are reported net of such discounts on Page 10?

Yes [] No [X]

If yes, proper disclosure must be made in the Notes to Financial Statements, as specified in the Instructions. Also, the discounts must be reported in Schedule P - Part 1, Columns 32 and 33.

Schedule P must be completed gross of non-tabular discounting. Work papers relating to discount calculations must be available for examination upon request.

Discounting is allowed only if expressly permitted by the state insurance department to which this Annual Statement is being filed.

5. What were the net premiums in force at the end of the year for: (in thousands of dollars)

5.1 Fidelity

\$.....0

5.2 Surety

\$.....0
6. Claim count information is reported per claim or per claimant. (Indicate which).

PER CLAIMANT

If not the same in all years, explain in Interrogatory 7.
- 7.1 The information provided in Schedule P will be used by many persons to estimate the adequacy of the current loss and expense reserves, among other things. Are there any especially significant events, coverage, retention or accounting changes that have occurred that must be considered when making such analyses?

Yes [X] No []
- 7.2 An extended statement may be attached.

SCHEDULE T - PART 2

INTERSTATE COMPACT - EXHIBIT OF PREMIUMS WRITTEN

Allocated by States and Territories

		Direct Business Only				
		1 Life (Group and Individual)	2 Annuities (Group and Individual)	3 Disability Income (Group and Individual)	4 Long-Term Care (Group and Individual)	5 Deposit-Type Contracts
States, Etc.						
						6 Totals
1.	Alabama.....AL00000
2.	Alaska.....AK00000
3.	Arizona.....AZ00000
4.	Arkansas.....AR00000
5.	California.....CA00000
6.	Colorado.....CO00000
7.	Connecticut.....CT00000
8.	Delaware.....DE00000
9.	District of Columbia.....DC00000
10.	Florida.....FL00000
11.	Georgia.....GA00000
12.	Hawaii.....HI00000
13.	Idaho.....ID00000
14.	Illinois.....IL00000
15.	Indiana.....IN00000
16.	Iowa.....IA00000
17.	Kansas.....KS00000
18.	Kentucky.....KY00000
19.	Louisiana.....LA00000
20.	Maine.....ME00000
21.	Maryland.....MD00000
22.	Massachusetts.....MA00000
23.	Michigan.....MI00000
24.	Minnesota.....MN00000
25.	Mississippi.....MS00000
26.	Missouri.....MO00000
27.	Montana.....MT00000
28.	Nebraska.....NE00000
29.	Nevada.....NV00000
30.	New Hampshire.....NH00000
31.	New Jersey.....NJ00000
32.	New Mexico.....NM00000
33.	New York.....NY00000
34.	North Carolina.....NC00000
35.	North Dakota.....ND00000
36.	Ohio.....OH00000
37.	Oklahoma.....OK00000
38.	Oregon.....OR00000
39.	Pennsylvania.....PA00000
40.	Rhode Island.....RI00000
41.	South Carolina.....SC00000
42.	South Dakota.....SD00000
43.	Tennessee.....TN00000
44.	Texas.....TX00000
45.	Utah.....UT00000
46.	Vermont.....VT00000
47.	Virginia.....VA00000
48.	Washington.....WA00000
49.	West Virginia.....WV00000
50.	Wisconsin.....WI00000
51.	Wyoming.....WY00000
52.	American Samoa.....AS00000
53.	Guam.....GU00000
54.	Puerto Rico.....PR00000
55.	US Virgin Islands.....VI00000
56.	Northern Mariana Islands...MP00000
57.	Canada.....CAN00000
58.	Aggregate Other Alien.....OT00000
59.	Totals.....00000

NONE

SCHEDULE Y

PART 1A - DETAIL OF INSURANCE HOLDING COMPANY SYSTEM

97.1

1	2	3	4	5	6	7	8	9	10	11	12	13	14	15	16
Group Code	Group Name	NAIC Company Code	ID Number	Federal RSSD	CIK	Name of Securities Exchange if Publicly Traded (U.S. or International)	Names of Parent, Subsidiaries or Affiliates	Domiciliary Location	Relationship to Reporting Entity	Directly Controlled by (Name of Entity/Person)	Type of Control (Ownership Board, Management Attorney-in-Fact, Influence, Other)	If Control is Ownership Provide Percentage	Ultimate Controlling Entity(ies)/Person(s)	Is an SCA Filing Required? (Y/N)	*
0000		00000		0	0		AEGON DIRECT MARKETING SERVICES MEXICO, S.A. DE C.V.	MEX	NIA	AEGON DMS HOLDING B.V.	OWNERSHIP BOARD	100.000	AEGON N.V.	N	0
0000		00000		0	0		AEGON DIRECT MARKETING SERVICES, INC.	TWN	NIA	AEGON DMS HOLDING B.V.	OWNERSHIP BOARD	100.000	AEGON N.V.	Y	0
0000		00000	42-1470697	0	0		AEGON DIRECT MARKETING SERVICES, INC.	MD	NIA	TRANSAMERICA PREMIER LIFE INSURANCE COMPANY	OWNERSHIP BOARD	73.500	AEGON N.V.	Y	0
0000		00000	42-1470697	0	0		AEGON DIRECT MARKETING SERVICES, INC.	MD	NIA	COMMONWEALTH GENERAL CORPORARION	OWNERSHIP BOARD	26.500	AEGON N.V.	Y	0
0000		00000		0	0		AEGON DMS HOLDING B.V.	NLD	NIA	AEGON INTERNATIONAL B.V.	OWNERSHIP BOARD	100.000	AEGON N.V.	N	0
0000		00000	41-1479568	0	0		AEGON FINANCIAL SERVICES GROUP, INC.	MN	NIA	TRANSAMERICA LIFE INSURANCE COMPANY	OWNERSHIP BOARD	100.000	AEGON N.V.	Y	0
0000		00000	42-1489646	0	1160709		AEGON FUNDING COMPANY, LLC	DE	NIA	TRANSAMERICA CORPORATION	OWNERSHIP BOARD	100.000	AEGON N.V.	N	0
0000		00000		0	0		AEGON GLOBAL SERVICES, LLC	IA	NIA	COMMONWEALTH GENERAL CORPORATION	OWNERSHIP BOARD	100.000	AEGON N.V.	N	0
0000		00000	61-1085329	0	0		AEGON INSTITUTIONAL MARKETS, INC.	DE	NIA	COMMONWEALTH GENERAL CORPORATION	OWNERSHIP BOARD	100.000	AEGON N.V.	N	0
0000		00000		0	0		AEGON INTERNATIONAL B.V.	NLD	UIP	AEGON N.V.	OWNERSHIP BOARD	100.000	AEGON N.V.	N	0
0000		00000		0	0		AEGON LIFE INSURANCE AGENCY, INC.	TWN	NIA	AEGON DIRECT MARKETING SERVICES INC.	OWNERSHIP BOARD	100.000	AEGON N.V.	N	0
0000		00000	30-0445264	0	0		AEGON MANAGED ENHANCED CASH, LLC	DE	NIA	TRANSAMERICA LIFE INSURANCE COMPANY	OWNERSHIP BOARD	86.397	AEGON N.V.	N	0
0000		00000	30-0445264	0	0		AEGON MANAGED ENHANCED CASH, LLC	DE	NIA	TRANSAMERICA PREMIER LIFE INSURANCE COMPANY	OWNERSHIP BOARD	13.603	AEGON N.V.	N	0
0000		00000	35-1113520	0	0		AEGON MANAGEMENT COMPANY	IN	NIA	TRANSAMERICA CORPORATION HOLDING CORPORATION	OWNERSHIP BOARD	100.000	AEGON N.V.	N	0
0000		00000		0	0		AEGON MEXICO HOLDING II B.V.	NLD	NIA	AEGON INTERNATIONAL B.V.	OWNERSHIP BOARD	100.000	AEGON N.V.	N	0
0000		00000		0	0		AEGON MEXICO HOLDING IV B.V.	NLD	NIA	AEGON INTERNATIONAL B.V.	OWNERSHIP BOARD	100.000	AEGON N.V.	N	0
0000		00000		0	769218	NYSE	AEGON N.V.	NLD	UIP		OWNERSHIP BOARD	31.845		N	0
0000		00000		0	0		AEGON NEDERLAND N.V.	NLD	NIA	AEGON N.V.	OWNERSHIP BOARD	100.000	AEGON N.V.	N	0
0000		00000		0	0		AEGON NEVAK HOLDING B.V.	NLD	NIA	AEGON N.V.	OWNERSHIP BOARD	100.000	AEGON N.V.	N	0

SCHEDULE Y

PART 1A - DETAIL OF INSURANCE HOLDING COMPANY SYSTEM

97.2

1	2	3	4	5	6	7	8	9	10	11	12	13	14	15	16
Group Code	Group Name	NAIC Company Code	ID Number	Federal RSSD	CIK	Name of Securities Exchange if Publicly Traded (U.S. or International)	Names of Parent, Subsidiaries or Affiliates	Domiciliary Location	Relationship to Reporting Entity	Directly Controlled by (Name of Entity/Person)	Type of Control (Ownership Board, Management Attorney-in-Fact, Influence, Other)	If Control is Ownership Provide Percentage	Ultimate Controlling Entity(ies)/Person(s)	Is an SCA Filing Required? (Y/N)	*
0000		00000	61-1068209	0	0		AEGON STRUCTURED SETTLEMENTS, INC.	KY	NIA	COMMONWEALTH GENERAL CORPORATION	OWNERSHIP BOARD	100.000	AEGON N.V.	N	0
0000		00000	52-1549874	0	0		AEGON USA ASSET MANAGEMENT HOLDING, LLC.	IA	NIA	AUSA HOLDING, LLC	OWNERSHIP BOARD	100.000	AEGON N.V.	N	0
0000		00000	52-1549874	0	1454937		AEGON USA INVESTMENT MANAGEMENT, LLC.	IA	NIA	AEGON USA ASSET MANAGEMENT HOLDING, LLC	OWNERSHIP BOARD	100.000	AEGON N.V.	N	0
0000		00000	61-1098396	0	0		AEGON USA REAL ESTATE SERVICES, INC.	DE	NIA	AEGON USA REALTY ADVISORS, LLC	OWNERSHIP BOARD	100.000	AEGON N.V.	N	0
0000		00000	20-5023693	0	0		AEGON USA REALTY ADVISORS OF CALIFORNIA, INC.	IA	NIA	AEGON USA REALTY ADVISORS, LLC	OWNERSHIP BOARD	100.000	AEGON N.V.	N	0
0000		00000	42-1205796	0	0		AEGON USA REALTY ADVISORS, LLC	IA	NIA	AEGON USA ASSET MANAGEMENT HOLDING, LLC.	OWNERSHIP BOARD	100.000	AEGON N.V.	N	0
0000		00000	23-2421076	0	799183		AFSG SECURITIES CORPORATION	PA	NIA	COMMONWEALTH GENERAL CORPORATION	OWNERSHIP BOARD	100.000	AEGON N.V.	N	0
0000		00000	42-1205796	0	0		AHDF MANAGER I, LLC	DE	NIA	AEGON USA REALTY ADVISORS, LLC	OWNERSHIP BOARD	100.000	AEGON N.V.	N	0
0000		00000		0	0		AKAAN-AEGON, S.A.P.I. DE C.V.	MEX	NIA	AEGON MEXICO HOLDING IV B.V.	OWNERSHIP BOARD	99.990	AEGON N.V.	N	0
0000		00000	47-1181499	0	0		AUIM CREDIT OPPORTUNITIES FUND, LLC	DE	NIA	AEGON USA INVESTMENT MANAGEMENT, LLC	OWNERSHIP BOARD	100.000	AEGON N.V.	N	0
0000		00000	52-1549874	0	0		AUSA HOLDING, LLC	MD	NIA	TRANSAMERICA CORPORATION	OWNERSHIP BOARD	100.000	AEGON N.V.	N	0
0000		00000	27-1275705	0	0		AUSA PROPERTIES, INC.	IA	NIA	AEGON USA REALTY ADVISORS, LLC	OWNERSHIP BOARD	100.000	AEGON N.V.	N	0
0000		00000	32-0342677	0	0		AXA EQUITABLE AGRIFINANCE, LLC	DE	NIA	AEGON USA REALTY ADVISORS, LLC	OWNERSHIP BOARD	50.000	AEGON N.V.	N	0
0000		00000	94-3392750	0	0		BAY AREA COMMUNITY INVESTMENTS I, LP	CA	NIA	TRANSAMERICA LIFE INSURANCE COMPANY	OWNERSHIP BOARD	70.000	AEGON N.V.	N	0
0000		00000	94-3392750	0	0		BAY AREA COMMUNITY INVESTMENTS I, LP	CA	NIA	TRANSAMERICA PREMIER LIFE INSURANCE COMPANY	OWNERSHIP BOARD	30.000	AEGON N.V.	N	0
0000		00000	52-0419790	0	0		BAY STATE COMMUNITY INVESTMENTS I, LLC.	DE	NIA	TRANSAMERICA PREMIER LIFE INSURANCE COMPANY	OWNERSHIP BOARD	100.000	AEGON N.V.	N	0
0000		00000	52-0419790	0	0		BAY STATE COMMUNITY INVESTMENTS II, LLC.	DE	NIA	TRANSAMERICA PREMIER LIFE INSURANCE COMPANY	OWNERSHIP BOARD	100.000	AEGON N.V.	N	0
0000		00000	AA-1380027	0	0		BLUE SQUARE RE N.V.	NLD	NIA	AEGON N.V.	OWNERSHIP BOARD	100.000	AEGON N.V.	N	0
0000		00000		0	0		CARLE PLACE LEASHOLD SPE, LLC	DE	NIA	TRANSAMERICA FINANCIAL LIFE INSURANCE COMPANY	OWNERSHIP BOARD	100.000	AEGON N.V.	N	0

SCHEDULE Y

PART 1A - DETAIL OF INSURANCE HOLDING COMPANY SYSTEM

97.3

1	2	3	4	5	6	7	8	9	10	11	12	13	14	15	16
Group Code	Group Name	NAIC Company Code	ID Number	Federal RSSD	CIK	Name of Securities Exchange if Publicly Traded (U.S. or International)	Names of Parent, Subsidiaries or Affiliates	Domiciliary Location	Relationship to Reporting Entity	Directly Controlled by (Name of Entity/Person)	Type of Control (Ownership Board, Management Attorney-in-Fact, Influence, Other)	If Control is Ownership Provide Percentage	Ultimate Controlling Entity(ies)/Person(s)	Is an SCA Filing Required? (Y/N)	*
0000		00000	98-1055613	0	0		CEDAR FUNDING, LTD	CYM	NIA	TRANSAMERICA LIFE INSURANCE COMPANY	OWNERSHIP BOARD	100.000	AEGON N.V.	N	0
0000		00000	51-0108922	0	0		COMMONWEALTH GENERAL CORPORATION	DE	NIA	TRANSAMERICA CORPORATION	OWNERSHIP BOARD	100.000	AEGON N.V.	N	0
0000		00000		0	0		CORNERSTONE INTERNATIONAL HOLDINGS, LTD.	GBR	NIA	AEGON DMS HOLDING B.V.	OWNERSHIP BOARD	100.000	AEGON N.V.	N	0
0000		00000	42-1079584	0	0		CREDITOR RESOURCES, INC.	MI	NIA	AUSA HOLDING, LLC	OWNERSHIP BOARD	100.000	AEGON N.V.	N	0
0000		00000	52-1363611	0	0		CRI SOLUTIONS, INC.	MD	NIA	CREDITOR RESOURCES, INC.	OWNERSHIP BOARD	100.000	AEGON N.V.	N	0
0000		00000	20-4498171	0	0		CUPPLES STATE LIHTC INVESTORS, LLC	DE	NIA	TRANSAMERICA LIFE INSURANCE COMPANY	OWNERSHIP BOARD	100.000	AEGON N.V.	N	0
0000		00000		0	0		DATA A SOLUCOES EM PREVIDENCIA LTDA	BRA	NIA	MONGERAL AEGON SEGUROS E PREVIDENCIA SA	OWNERSHIP BOARD	100.000	AEGON N.V.	N	0
0000		00000	01-0969916	0	1494550		FD TLIC, LIMITED LIABILITY COMPANY	NY	NIA	TRANSAMERICA LIFE INSURANCE COMPANY	OWNERSHIP BOARD	100.000	AEGON N.V.	N	0
0000		00000	23-2130174	0	0		FINANCIAL PLANNING SERVICES, INC.	DC	NIA	COMMONWEALTH GENERAL CORPORATION	OWNERSHIP BOARD	100.000	AEGON N.V.	N	0
0468	AEGON US HOLDING GRP	15694	47-3331975	0	0		FIREBIRD RE CORP	AZ	IA	TRANSAMERICA CORPORATION	OWNERSHIP BOARD	100.000	AEGON N.V.	N	0
0000		00000	20-8736609	0	0		MITIGATION MANAGER, LLC	DE	NIA	INVESTORS WARRANTY OF AMERICA, LLC.	OWNERSHIP BOARD	100.000	AEGON N.V.	N	0
0000		00000	14-1893533	0	0		GARNET ASSURANCE CORPORATION II	IA	NIA	COMMONWEALTH GENERAL CORPORATION	OWNERSHIP BOARD	100.000	AEGON N.V.	Y	0
0468	AEGON US HOLDING GRP	15632	46-4393942	0	0		HARBOR VIEW RE CORP	HI	IA	COMMONWEALTH GENERAL CORPORATION	OWNERSHIP BOARD	100.000	AEGON N.N.	N	0
0000		00000	42-1517005	0	0		INTERSECURITIES INSURANCE AGENCY, INC.	CA	NIA	TRANSAMERICA PREMIER LIFE INSURANCE COMPANY	OWNERSHIP BOARD	100.000	AEGON N.V.	Y	0
0000		00000	42-1154276	0	0		INTERSTATE NORTH OFFICE PARK OWNER, LLC	DE	NIA	INVESTORS WARRANTY OF AMERICA, LLC.	OWNERSHIP BOARD	100.000	AEGON N.V.	N	0
0000		00000	42-1154276	0	0		INVESTORS WARRANTY OF AMERICA, LLC.	IA	NIA	TRANSAMERICA LIFE INSURANCE COMPANY	OWNERSHIP BOARD	100.000	AEGON N.V.	N	0
0468	AEGON US HOLDING GRP	15633	47-1703149	0	0		IRONWOOD RE CORP	HI	IA	TRANSAMERICA CORPORATION	OWNERSHIP BOARD	100.000	AEGON N.V.	N	0
0000		00000	20-8687142	0	0		LCS ASSOCIATES, LLC	DE	NIA	INVESTORS WARRANTY OF AMERICA, LLC.	OWNERSHIP BOARD	100.000	AEGON N.V.	N	0

SCHEDULE Y

PART 1A - DETAIL OF INSURANCE HOLDING COMPANY SYSTEM

97.4

1	2	3	4	5	6	7	8	9	10	11	12	13	14	15	16
Group Code	Group Name	NAIC Company Code	ID Number	Federal RSSD	CIK	Name of Securities Exchange if Publicly Traded (U.S. or International)	Names of Parent, Subsidiaries or Affiliates	Domiciliary Location	Relationship to Reporting Entity	Directly Controlled by (Name of Entity/Person)	Type of Control (Ownership Board, Management Attorney-in-Fact, Influence, Other)	If Control is Ownership Provide Percentage	Ultimate Controlling Entity(ies)/Person(s)	Is an SCA Filing Required? (Y/N)	*
0000		00000...	42-1483973..00		LIFE INVESTORS ALLIANCE, LLC.....	DE.....	NIA.....	TRANSAMERICA LIFE INSURANCE COMPANY	OWNERSHIP BOARD100.000	AEGON N.V.....Y.....	0.....
0000		00000...	39-0989781..00		LIICA HOLDINGS, LLC.....	DE.....	NIA.....	TRANSAMERICA LIFE INSURANCE COMPANY	OWNERSHIP BOARD100.000	AEGON N.V.....N.....	0.....
0000		00000...	20-5984601..00		LIICA RE I, INC.....	VT.....	IA.....	LIICA HOLDINGS, LLC.....	OWNERSHIP BOARD100.000	AEGON N.V.....N.....	0.....
0000		00000...	20-5927773..00		LIICA RE II, INC.....	VT.....	IA.....	TRANSAMERICA LIFE INSURANCE COMPANY	OWNERSHIP BOARD100.000	AEGON N.V.....N.....	0.....
0000		00000...	42-0947998..00		MASSACHUSETTS FIDELITY TRUST COMPANY	IA.....	NIA.....	AUSA HOLDING, LLC.....	OWNERSHIP BOARD100.000	AEGON N.V.....N.....	0.....
0000		00000...	01-0930908..00		MLIC RE I, INC.....	VT.....	IA.....	TRANSAMERICA LIFE INSURANCE COMPANY	OWNERSHIP BOARD100.000	AEGON N.V.....N.....	0.....
0000		00000...	00		MONGERAL AEGON ADMINISTRACAO E NEGOCIOS LTDA	BRA.....	NIA.....	MONGERAL AEGON SEGUROS E PREVIDENCIA SA	OWNERSHIP BOARD99.000	AEGON N.V.....N.....	0.....
0000		00000...	00		MONGERAL AEGON HOLDING LTDA.....	BRA.....	NIA.....	AEGON BRAZIL HOLDING II B.V.....	OWNERSHIP BOARD50.000	AEGON N.V.....N.....	0.....
0000		00000...	00		MONGERAL AEGON INVESTIMENTOS LTDA	BRA.....	NIA.....	MONGERAL AEGON HOLDING LTDA.....	OWNERSHIP BOARD99.000	AEGON N.V.....N.....	0.....
0000		00000...	00		MONGERAL AEGON SEGUROS E PREVIDENCIA SA	BRA.....	NIA.....	AEGON BRAZIL HOLDING B.V.....	OWNERSHIP BOARD50.000	AEGON N.V.....N.....	0.....
0000		00000...	00		MONGERAL AEGON TECNOLOGIA LTDA.....	BRA.....	NIA.....	MONGERAL AEGON HOLDING LTDA.....	OWNERSHIP BOARD50.000	AEGON N.V.....N.....	0.....
0000		00000...	42-1079580..00		MONEY SERVICES, INC.....	DE.....	NIA.....	AUSA HOLDING, LLC.....	OWNERSHIP BOARD100.000	AEGON N.V.....N.....	0.....
0000		00000...	52-1243288..00		MONUMENTAL GENERAL ADMINISTRATORS, INC.	MD.....	NIA.....	AUSA HOLDING, LLC.....	OWNERSHIP BOARD100.000	AEGON N.V.....N.....	0.....
0000		00000...	20-3318246..00		NEW MARKETS COMMUNITY INVESTMENT FUND, LLC.	IA.....	NIA.....	AEGON INSTITUTIONAL MARKETS, INC.....	OWNERSHIP BOARD50.000	AEGON N.V.....N.....	0.....
0000		00000...	20-3318246..00		NEW MARKETS COMMUNITY INVESTMENT FUND, LLC.	IA.....	NIA.....	AEGON USA REALTY ADVISORS, LLC.....	OWNERSHIP BOARD50.000	AEGON N.V.....N.....	0.....
0000		00000...	26-2311888..00		ONCOR INSURANCE SERVICES, LLC.....	IA.....	NIA.....	TRANSAMERICA AGENCY NETWORK, INC.	OWNERSHIP BOARD100.000	AEGON N.V.....N.....	0.....
0000		00000...	20-1063558..00		PEARL HOLDINGS, INC. I.....	DE.....	NIA.....	AEGON USA ASSET MANAGEMENT HOLDING, LLC	OWNERSHIP BOARD100.000	AEGON N.V.....N.....	0.....
0000		00000...	20-1063571..00		PEARL HOLDINGS, INC. II.....	DE.....	NIA.....	AEGON USA ASSET MANAGEMENT HOLDING, LLC	OWNERSHIP BOARD100.000	AEGON N.V.....N.....	0.....
0000		00000...	23-1705984..00		PEOPLES BENEFIT SERVICES, LLC.....	PA.....	NIA.....	TRANSAMERICA LIFE INSURANCE COMPANY	OWNERSHIP BOARD100.000	AEGON N.V.....N.....	0.....

SCHEDULE Y

PART 1A - DETAIL OF INSURANCE HOLDING COMPANY SYSTEM

1	2	3	4	5	6	7	8	9	10	11	12	13	14	15	16
Group Code	Group Name	NAIC Company Code	ID Number	Federal RSSD	CIK	Name of Securities Exchange if Publicly Traded (U.S. or International)	Names of Parent, Subsidiaries or Affiliates	Domiciliary Location	Relationship to Reporting Entity	Directly Controlled by (Name of Entity/Person)	Type of Control (Ownership Board, Management Attorney-in-Fact, Influence, Other)	If Control is Ownership Provide Percentage	Ultimate Controlling Entity(ies)/Person(s)	Is an SCA Filing Required? (Y/N)	*
97.5	0000	00000	26-1552330	0	0		PINE FALLS RE, INC.	VT	IA	TRANSAMERICA LIFE INSURANCE COMPANY	OWNERSHIP BOARD	100.000	AEGON N.V.	N	0
	0000	00000	45-3601940	0	0		PLACER 400 INVESTORS, LLC	CA	NIA	INVESTORS WARRANTY OF AMERICA, LLC	OWNERSHIP BOARD	50.000	AEGON N.V.	N	0
	0000	00000		0	1170593		PRIMUS GUARANTY, LTD.	BMU	NIA	TRANSAMERICA LIFE INSURANCE COMPANY	OWNERSHIP BOARD	20.000	AEGON N.V.	N	0
	0000	00000	42-1154276	0	0		PSL ACQUISITIONS OPERATING, LLC	IA	NIA	INVESTORS WARRANTY OF AMERICA, LLC.	OWNERSHIP BOARD	100.000	AEGON N.V.	N	0
	0000	00000	13-3256226	0	0		RCC NORTH AMERICA, LLC	DE	NIA	TRANSAMERICA CORPORATION	OWNERSHIP BOARD	100.000	AEGON N.V.	N	0
	0000	00000	02-0685017	0	0		REAL ESTATE ALTERNATIVES PORTFOLIO 2, LLC.	DE	NIA	TRANSAMERICA LIFE INSURANCE COMPANY	OWNERSHIP BOARD	92.500	AEGON N.V.	N	0
	0000	00000	02-0685017	0	0		REAL ESTATE ALTERNATIVES PORTFOLIO 2, LLC.	DE	NIA	TRANSAMERICA FINANCIAL LIFE INSURANCE COMPANY	OWNERSHIP BOARD	7.500	AEGON N.V.	N	0
	0000	00000	20-1378364	0	0		REAL ESTATE ALTERNATIVES PORTFOLIO 3, LLC.	DE	NIA	TRANSAMERICA LIFE INSURANCE COMPANY	OWNERSHIP BOARD	74.400	AEGON N.V.	N	0
	0000	00000	20-1378364	0	0		REAL ESTATE ALTERNATIVES PORTFOLIO 3, LLC.	DE	NIA	TRANSAMERICA PREMIER LIFE INSURANCE COMPANY	OWNERSHIP BOARD	25.600	AEGON N.V.	N	0
	0000	00000	20-1627078	0	0		REAL ESTATE ALTERNATIVES PORTFOLIO 3A, INC.	DE	NIA	TRANSAMERICA LIFE INSURANCE COMPANY	OWNERSHIP BOARD	53.600	AEGON N.V.	Y	0
	0000	00000	20-1627078	0	0		REAL ESTATE ALTERNATIVES PORTFOLIO 3A, INC.	DE	NIA	TRANSAMERICA PREMIER LIFE INSURANCE COMPANY	OWNERSHIP BOARD	37.000	AEGON N.V.	Y	0
	0000	00000	20-1627078	0	0		REAL ESTATE ALTERNATIVES PORTFOLIO 3A, INC.	DE	NIA	TRANSAMERICA FINANCIAL LIFE INSURANCE COMPANY	OWNERSHIP BOARD	9.400	AEGON N.V.	Y	0
	0000	00000	20-3878375	0	0		REAL ESTATE ALTERNATIVES PORTFOLIO 4HR, LLC.	DE	NIA	TRANSAMERICA LIFE INSURANCE COMPANY	OWNERSHIP BOARD	64.000	AEGON N.V.	N	0
	0000	00000	20-3878375	0	0		REAL ESTATE ALTERNATIVES PORTFOLIO 4HR, LLC.	DE	NIA	TRANSAMERICA PREMIER LIFE INSURANCE COMPANY	OWNERSHIP BOARD	32.000	AEGON N.V.	N	0
	0000	00000	20-3878375	0	0		REAL ESTATE ALTERNATIVES PORTFOLIO 4HR, LLC.	DE	NIA	TRANSAMERICA FINANCIAL LIFE INSURANCE COMPANY	OWNERSHIP BOARD	4.000	AEGON N.V.	N	0
	0000	00000	20-3878417	0	0		REAL ESTATE ALTERNATIVES PORTFOLIO 4MR, LLC.	DE	NIA	TRANSAMERICA LIFE INSURANCE COMPANY	OWNERSHIP BOARD	64.000	AEGON N.V.	N	0
	0000	00000	20-3878417	0	0		REAL ESTATE ALTERNATIVES PORTFOLIO 4MR, LLC.	DE	NIA	TRANSAMERICA PREMIER LIFE INSURANCE COMPANY	OWNERSHIP BOARD	32.000	AEGON N.V.	N	0
	0000	00000	20-3878417	0	0		REAL ESTATE ALTERNATIVES PORTFOLIO 4MR, LLC.	DE	NIA	TRANSAMERICA FINANCIAL LIFE INSURANCE COMPANY	OWNERSHIP BOARD	4.000	AEGON N.V.	N	0
	0000	00000	20-0877184	0	0		RIVER RIDGE INSURANCE COMPANY	VT	IA	AEGON MANAGEMENT COMPANY	OWNERSHIP BOARD	100.000	AEGON N.V.	N	0

SCHEDULE Y

PART 1A - DETAIL OF INSURANCE HOLDING COMPANY SYSTEM

97.6

1	2	3	4	5	6	7	8	9	10	11	12	13	14	15	16
Group Code	Group Name	NAIC Company Code	ID Number	Federal RSSD	CIK	Name of Securities Exchange if Publicly Traded (U.S. or International)	Names of Parent, Subsidiaries or Affiliates	Domiciliary Location	Relationship to Reporting Entity	Directly Controlled by (Name of Entity/Person)	Type of Control (Ownership Board, Management Attorney-in-Fact, Influence, Other)	If Control is Ownership Provide Percentage	Ultimate Controlling Entity(ies)/Person(s)	Is an SCA Filing Required? (Y/N)	*
0000		00000	03-0164230	0	0		SB FRAZER OWNER, LLC	DE	NIA	TRANSAMERICA LIFE INSURANCE COMPANY	OWNERSHIP BOARD	100.000	AEGON N.V.	N	0
0000		00000		0	0		SEGUROS ARGOS S.A. DE C.V.	MEX	NIA	AEGON MEXICO HOLDING II B.V.	OWNERSHIP BOARD	24.510	AEGON N.V.	N	0
0000		00000		0	0		SEGUROS ARGOS S.A. DE C.V.	MEX	NIA	AEGON MEXICO HOLDING III B.V.	OWNERSHIP BOARD	24.510	AEGON N.V.	N	0
0000		00000	42-1338496	0	0		SHORT HILLS MANAGEMENT COMPANY	NJ	NIA	TRANSAMERICA CORPORATION HOLDING CORPORATION	OWNERSHIP BOARD	100.000	AEGON N.V.	N	0
0468	AEGON US HOLDING GRP.	98426	86-0455577	0	0		SOUTHWEST EQUITY LIFE INSURANCE COMPANY	AZ	IA	TRANSAMERICA CORPORATION	OWNERSHIP BOARD	100.000	AEGON N.V.	N	0
0000		00000	75-2548428	0	0		STONEBRIDGE BENEFIT SERVICES, INC.	DE	NIA	COMMONWEALTH GENERAL CORPORATION	OWNERSHIP BOARD	100.000	AEGON N.V.	N	0
0000		00000		0	0		STONEBRIDGE INTERNATIONAL INSURANCE, LTD.	GBR	NIA	CORNERSTONE INTERNATIONAL HOLDINGS, LTD.	OWNERSHIP BOARD	100.000	AEGON N.V.	N	0
0000		00000	61-1497252	0	0		STONEBRIDGE REINSURANCE COMPANY	VT	IA	TRANSAMERICA LIFE INSURANCE COMPANY	OWNERSHIP BOARD	100.000	AEGON N.V.	N	0
0000		00000	94-3026780	0	0		TABR REALTY SERVICES, LLC	DE	NIA	AUSA HOLDING, LLC	OWNERSHIP BOARD	100.000	AEGON N.V.	N	0
0000		00000	84-0642550	0	0		TCF ASSET MANAGEMENT CORPORATION.	CO	NIA	TCFC ASSET HOLDINGS, INC.	OWNERSHIP BOARD	100.000	AEGON N.V.	N	0
0000		00000	32-0092333	0	0		TCFC AIR HOLDINGS, INC.	DE	NIA	TRANSAMERICA COMMERCIAL FINANCE CORPORATION, I	OWNERSHIP BOARD	100.000	AEGON N.V.	N	0
0000		00000	32-0092334	0	0		TCFC ASSET HOLDINGS, INC.	DE	NIA	TRANSAMERICA COMMERCIAL FINANCE CORPORATION, I	OWNERSHIP BOARD	100.000	AEGON N.V.	N	0
0000		00000	51-6513848	0	0		THE AEGON TRUST	DE	UIP	AEGON INTERNATIONAL B.V.	OWNERSHIP BOARD	100.000	AEGON N.V.	N	0
0000		00000	42-1154276	0	0		THH ACQUISITIONS, LLC	IA	NIA	INVESTORS WARRANTY OF AMERICA, LLC.	OWNERSHIP BOARD	100.000	AEGON N.V.	N	0
0468	AEGON US HOLDING GRP.	15549	47-1026613	0	0		TLIC OAKBROOK REINSURANCE, INC.	IA	IA	TRANSAMERICA LIFE INSURANCE COMPANY	OWNERSHIP BOARD	100.000	AEGON N.V.	N	0
0468	AEGON US HOLDING GRP.	14146	45-3193055	0	0		TLIC RIVERWOOD REINSURANCE, INC.	IA	IA	TRANSAMERICA LIFE INSURANCE COMPANY	OWNERSHIP BOARD	100.000	AEGON N.V.	N	0
0468	AEGON US HOLDING GRP.	16032	81-3715574	0	0		TLIC WATERTREE REINSURANCE, INC.	IA	IA	TRANSAMERICA LIFE INSURANCE COMPANY	OWNERSHIP BOARD	100.000	AEGON N.V.	N	0
0000		00000	42-1154276	0	0		TRADITION LAND COMPANY, LLC.	IA	NIA	INVESTORS WARRANTY OF AMERICA, LLC.	OWNERSHIP BOARD	100.000	AEGON N.V.	N	0

SCHEDULE Y

PART 1A - DETAIL OF INSURANCE HOLDING COMPANY SYSTEM

97.7

1	2	3	4	5	6	7	8	9	10	11	12	13	14	15	16
Group Code	Group Name	NAIC Company Code	ID Number	Federal RSSD	CIK	Name of Securities Exchange if Publicly Traded (U.S. or International)	Names of Parent, Subsidiaries or Affiliates	Domiciliary Location	Relationship to Reporting Entity	Directly Controlled by (Name of Entity/Person)	Type of Control (Ownership Board, Management Attorney-in-Fact, Influence, Other)	If Control is Ownership Provide Percentage	Ultimate Controlling Entity(ies)/Person(s)	Is an SCA Filing Required? (Y/N)	*
0000		00000	36-4162154	0	0		TRANSAMERICA ACCOUNTS HOLDING CORPORATION	DE	NIA	TCFC ASSET HOLDINGS, INC.	OWNERSHIP BOARD	100.000	AEGON N.V.	N	0
0468	AEGON US HOLDING GRP.	79022	91-1325756	0	845091		TRANSAMERICA ADVISORS LIFE INSURANCE COMPANY	AR	IA	TRANSAMERICA CORPORATION	OWNERSHIP BOARD	100.000	AEGON N.V.	N	0
0000		00000		0	0		TRANSAMERICA AFFINITY MARKETING CORRETORA DE SEGUROS LTDA	BRA	NIA	AEGON DMS HOLDING B.V.	OWNERSHIP BOARD	100.000	AEGON N.V.	N	0
0000		00000	42-1523438	0	0		TRANSAMERICA AFFINITY SERVICES, INC.	MD	NIA	AEGON DIRECT MARKETING SERVICES, INC.	OWNERSHIP BOARD	100.000	AEGON N.V.	N	0
0000		00000	94-3252196	0	0		TRANSAMERICA AFFORDABLE HOUSING, INC.	CA	NIA	TABR REALTY SERVICES, LLC	OWNERSHIP BOARD	100.000	AEGON N.V.	N	0
0000		00000	61-1513662	0	0		TRANSAMERICA AGENCY NETWORK, INC.	IA	NIA	AUSA HOLDING, LLC	OWNERSHIP BOARD	100.000	AEGON N.V.	N	0
0000		00000	85-0325648	0	0		TRANSAMERICA ANNUITY SERVICE CORPORATION	NM	NIA	COMMONWEALTH GENERAL CORPORATION	OWNERSHIP BOARD	100.000	AEGON N.V.	N	0
0000		00000	59-3403585	0	1191808		TRANSAMERICA ASSET MANAGEMENT, INC.	FL	NIA	TRANSAMERICA PREMIER LIFE INSURANCE COMPANY	OWNERSHIP BOARD	77.000	AEGON N.V.	N	0
0000		00000	59-3403585	0	1191808		TRANSAMERICA ASSET MANAGEMENT, INC.	FL	NIA	AUSA HOLDING, LLC	OWNERSHIP BOARD	23.000	AEGON N.V.	N	0
0000		00000		0	0		TRANSAMERICA AVIATION LLC	DE	NIA	TCFC AIR HOLDINGS, INC.	OWNERSHIP BOARD	100.000	AEGON N.V.	N	0
0000		00000		0	0		TRANSAMERICA (BERMUDA) SERVICES CENTER, LTD.	BMU	NIA	AEGON INTERNATIONAL B.V.	OWNERSHIP BOARD	100.000	AEGON N.V.	N	0
0000		00000	95-3141953	0	316561		TRANSAMERICA CAPITAL, INC.	CA	NIA	AUSA HOLDING, LLC	OWNERSHIP BOARD	100.000	AEGON N.V.	N	0
0468	AEGON US HOLDING GRP.	10952	31-4423946	0	0		TRANSAMERICA CASUALTY INSURANCE COMPANY	OH	RE	TRANSAMERICA CORPORATION	OWNERSHIP BOARD	100.000	AEGON N.V.	N	0
0000		00000	94-3054228	0	0		TRANSAMERICA COMMERICAL FINANCE CORPORATION, I.	DE	NIA	TRANSAMERICA FINANCE CORPORATION	OWNERSHIP BOARD	100.000	AEGON N.V.	N	0
0000		00000	95-4631538	0	0		TRANSAMERICA CONSUMER FINANCE HOLDING COMPANY	DE	NIA	TCFC ASSET HOLDINGS, INC.	OWNERSHIP BOARD	100.000	AEGON N.V.	N	0
0000		00000	98-6021219	0	0		TRANSAMERICA CORPORATION (OR)	OR	NIA	TRANSAMERICA CORPORATION	OWNERSHIP BOARD	100.000	AEGON N.V.	N	0
0000		00000	42-1484983	0	99189		TRANSAMERICA CORPORATION	DE	UDP	THE AEGON TRUST	OWNERSHIP BOARD	100.000	AEGON N.V.	N	0
0000		00000	08-2507515	0	0		TRANSAMERICA DIRECT MARKETING ASIA PACIFIC PTY, LTD.	AUS	NIA	AEGON DMS HOLDING B.V.	OWNERSHIP BOARD	100.000	AEGON N.V.	N	0
0000		00000		0	0		TRANSAMERICA DIRECT MARKETING CONSULTANTS PRIVATE LIMITED	IND	NIA	AEGON DMS HOLDING B.V.	OWNERSHIP BOARD	100.000	AEGON N.V.	N	0

SCHEDULE Y

PART 1A - DETAIL OF INSURANCE HOLDING COMPANY SYSTEM

97.8

1	2	3	4	5	6	7	8	9	10	11	12	13	14	15	16
Group Code	Group Name	NAIC Company Code	ID Number	Federal RSSD	CIK	Name of Securities Exchange if Publicly Traded (U.S. or International)	Names of Parent, Subsidiaries or Affiliates	Domiciliary Location	Relationship to Reporting Entity	Directly Controlled by (Name of Entity/Person)	Type of Control (Ownership Board, Management Attorney-in-Fact, Influence, Other)	If Control is Ownership Provide Percentage	Ultimate Controlling Entity(ies)/Person(s)	Is an SCA Filing Required? (Y/N)	*
0000		00000	36-4254366	0	0		TRANSAMERICA DISTRIBUTION FINANCE-OVERSEAS, INC.	DE	NIA	TCFC ASSET HOLDINGS, INC.	OWNERSHIP BOARD	100.000	AEGON N.V.	N	0
0000		00000	95-1077235	0	99193		TRANSAMERICA FINANCE CORPORATION.	DE	NIA	TRANSAMERICA CORPORATION	OWNERSHIP BOARD	100.000	AEGON N.V.	N	0
0000		00000	59-2476008	0	0		TRANSAMERICA FINANCIAL ADVISORS, INC.	DE	NIA	AUSA HOLDING, LLC	OWNERSHIP BOARD	51.600	AEGON N.V.	N	0
0000		00000	59-2476008	0	0		TRANSAMERICA FINANCIAL ADVISORS, INC.	DE	NIA	AEGON ASSET MANAGEMENT SERVICES, INC.	OWNERSHIP BOARD	37.620	AEGON N.V.	N	0
0000		00000	59-2476008	0	0		TRANSAMERICA FINANCIAL ADVISORS, INC.	DE	NIA	COMMONWEALTH GENERAL CORPORATION	OWNERSHIP BOARD	10.780	AEGON N.V.	N	0
0468	AEGON US HOLDING GRP.	70688	36-6071399	0	0		TRANSAMERICA FINANCIAL LIFE INSURANCE COMPANY	NY	IA	TRANSAMERICA CORPORATION	OWNERSHIP BOARD	87.900	AEGON N.V.	N	0
0468	AEGON US HOLDING GRP.	70688	36-6071399	0	0		TRANSAMERICA FINANCIAL LIFE INSURANCE COMPANY	NY	IA	TRANSAMERICA LIFE INSURANCE COMPANY	OWNERSHIP BOARD	12.100	AEGON N.V.	N	0
0000		00000	59-3403587	0	1308973		TRANSAMERICA FUND SERVICES, INC.	FL	NIA	TRANSAMERICA PREMIER LIFE INSURANCE COMPANY	OWNERSHIP BOARD	44.000	AEGON N.V.	Y	0
0000		00000	59-3403587	0	1308973		TRANSAMERICA FUND SERVICES, INC.	FL	NIA	AUSA HOLDING, LLC	OWNERSHIP BOARD	56.000	AEGON N.V.	Y	0
0000		00000		0	0		TRANSAMERICA FUNDING LP	GBR	NIA	TRANSAMERICA LEASING HOLDINGS, INC.	OWNERSHIP BOARD	99.000	AEGON N.V.	N	0
0000		00000		0	0		TRANSAMERICA FUNDING LP	GBR	NIA	TRANSAMERICA COMMERCIAL FINANCE CORPORATION	OWNERSHIP BOARD	1.000	AEGON N.V.	N	0
0000		00000	95-4390993	0	0		TRANSAMERICA HOME LOAN.	CA	NIA	TRANSAMERICA CONSUMER FINANCE HOLDING COMPANY	OWNERSHIP BOARD	100.000	AEGON N.V.	N	0
0000		00000		0	0		TRANSAMERICA INSURANCE MARKETING ASIA PACIFIC PTY, LTD.	AUS	NIA	TRANSAMERICA DIRECT MARKETING ASIA PACIFIC PTY, LTD.	OWNERSHIP BOARD	100.000	AEGON N.V.	N	0
0000		00000	42-1470697	0	0		TRANSAMERICA INTERNATIONAL DIRECT MARKETING CONSULTANTS, LLC.	MD	NIA	AEGON DIRECT MARKETING SERVICES, INC.	OWNERSHIP BOARD	100.000	AEGON N.V.	N	0
0000		00000	AA-3190773	0	0		TRANSAMERICA INTERNATIONAL RE (BERMUDA), LTD.	BMU	IA	TRANSAMERICA CORPORATION	OWNERSHIP BOARD	100.000	AEGON N.V.	N	0
0000		00000		0	0		TRANSAMERICA INTERNATIONAL RE ESCRITORIO DE REPRESENTACAO NO BRASIL, LTD.	BRA	NIA	TRANSAMERICA INTERNATIONAL RE(BERMUDA), LTD.	OWNERSHIP BOARD	95.000	AEGON N.V.	N	0
0000		00000		0	0		TRANSAMERICA INTERNATIONAL RE ESCRITORIO DE REPRESENTACAO NO BRASIL, LTD.	BRA	NIA	COMMONWEALTH GENERAL CORPORATION	OWNERSHIP BOARD	5.000	AEGON N.V.	N	0
0000		00000	06-1564377	0	99201		TRANSAMERICA INVESTMENT MANAGEMENT, LLC.	DE	NIA	AEGON USA ASSET MANAGEMENT HOLDING, LLC.	OWNERSHIP BOARD	100.000	AEGON N.V.	N	0

SCHEDULE Y

PART 1A - DETAIL OF INSURANCE HOLDING COMPANY SYSTEM

97.9

1	2	3	4	5	6	7	8	9	10	11	12	13	14	15	16
Group Code	Group Name	NAIC Company Code	ID Number	Federal RSSD	CIK	Name of Securities Exchange if Publicly Traded (U.S. or International)	Names of Parent, Subsidiaries or Affiliates	Domiciliary Location	Relationship to Reporting Entity	Directly Controlled by (Name of Entity/Person)	Type of Control (Ownership Board, Management Attorney-in-Fact, Influence, Other)	If Control is Ownership Provide Percentage	Ultimate Controlling Entity(ies)/Person(s)	Is an SCA Filing Required? (Y/N)	*
0000		00000...	13-3696753..00		TRANSAMERICA INVESTORS SECURITIES CORPORATION	DE.....	NIA.....	TRANSAMERICA RETIREMENT SOLUTIONS, LLC	OWNERSHIP BOARD100.000	AEGON N.V.....N.....	0.....
0000		00000...	13-3452993..00		TRANSAMERICA LEASING HOLDINGS INC..	DE.....	NIA.....	TRANSAMERICA FINANCE CORPORATION	OWNERSHIP BOARD100.000	AEGON N.V.....N.....	0.....
0000		00000...	AA-3190868.00		TRANSAMERICA LIFE (BERMUDA), LTD.....	BMU.....	IA.....	TRANSAMERICA LIFE INSURANCE COMPANY	OWNERSHIP BOARD94.070	AEGON N.V.....Y.....	0.....
0000		00000...	AA-3190868.00		TRANSAMERICA LIFE (BERMUDA), LTD.....	BMU.....	IA.....	AEGON INTERNATIONAL B.V.....	OWNERSHIP BOARD5.900	AEGON N.V.....Y.....	0.....
0468	AEGON US HOLDING GRP..	86231...	39-0989781..00		TRANSAMERICA LIFE INSURANCE COMPANY	IA.....	IA.....	COMMONWEALTH GENERAL CORPORATION	OWNERSHIP BOARD100.000	AEGON N.V.....N.....	0.....
0000		00000...	AA-3190837.00		TRANSAMERICA LIFE INTERNATIONAL (BERMUDA), LTD.	BMU.....	IA.....	AEGON INTERNATIONAL B.V.....	OWNERSHIP BOARD100.000	AEGON N.V.....N.....	0.....
0000		12134...	94-3304740..00		TRANSAMERICA PACIFIC INSURANCE COMPANY, LTD.	HI.....	IA.....	COMMONWEALTH GENERAL CORPORATION	OWNERSHIP BOARD100.000	AEGON N.V.....N.....	0.....
0468	AEGON US HOLDING GRP..	66281...	52-0419790..00		TRANSAMERICA PREMIER LIFE INSURANCE COMPANY	IA.....	IA.....	COMMONWEALTH GENERAL CORPORATION	OWNERSHIP BOARD100.000	AEGON N.V.....N.....	0.....
0000		00000...	52-0419790..00		TRANSAMERICA PYRAMID PROPERTIES, LLC.	IA.....	NIA.....	TRANSAMERICA PREMIER LIFE INSURANCE COMPANY	OWNERSHIP BOARD100.000	AEGON N.V.....N.....	0.....
0000		00000...	52-0419790..00		TRANSAMERICA REALTY INVESTMENT PROPERTIES, LLC.	DE.....	NIA.....	TRANSAMERICA PREMIER LIFE INSURANCE COMPANY	OWNERSHIP BOARD100.000	AEGON N.V.....N.....	0.....
0000		00000...	52-1525601..00		TRANSAMERICA RESOURCES, INC.....	MD.....	NIA.....	MONUMENTAL GENERAL ADMINISTRATORS, INC.	OWNERSHIP BOARD100.000	AEGON N.V.....N.....	0.....
0000		00000...	42-2892702..00		TRANSAMERICA RETIREMENT ADVISORS, LLC	DE.....	NIA.....	TRANSAMERICA RETIREMENT SOLUTIONS, LLC	OWNERSHIP BOARD100.000	AEGON N.V.....N.....	0.....
0000		00000...	46-2720367..00		TRANSAMERICA RETIREMENT INSURANCE AGENCY, LLC	DE.....	NIA.....	TRANSAMERICA RETIREMENT SOLUTIONS, LLC	OWNERSHIP BOARD100.000	AEGON N.V.....N.....	0.....
0000		00000...	13-3689044..00		TRANSAMERICA RETIREMENT SOLUTIONS, LLC	DE.....	NIA.....	AUSA HOLDING, LLC.....	OWNERSHIP BOARD100.000	AEGON N.V.....N.....	0.....
0000		00000...	36-4251204..00		TRANSAMERICA SMALL BUSINESS CAPITAL, INC.	DE.....	NIA.....	TCFC ASSET HOLDINGS, INC.....	OWNERSHIP BOARD100.000	AEGON N.V.....N.....	0.....
0000		00000...	27-0648897..00		TRANSAMERICA STABLE VALUE SOLUTIONS, INC.	DE.....	NIA.....	COMMONWEALTH GENERAL CORPORATION	OWNERSHIP BOARD100.000	AEGON N.V.....N.....	0.....
0000		00000...	42-1079580..00		TRANSAMERICA TRAVEL AND CONFERENCE SERVICES, LLC	IA.....	NIA.....	MONEY SERVICES, INC.....	OWNERSHIP BOARD100.000	AEGON N.V.....N.....	0.....
0000		00000...	36-4134790..00		TRANSAMERICA VENDOR FINANCIAL SERVICES CORPORATION	DE.....	NIA.....	TCFC ASSET HOLDINGS, INC.....	OWNERSHIP BOARD100.000	AEGON N.V.....N.....	0.....

SCHEDULE Y

PART 1A - DETAIL OF INSURANCE HOLDING COMPANY SYSTEM

97.10

1	2	3	4	5	6	7	8	9	10	11	12	13	14	15	16
Group Code	Group Name	NAIC Company Code	ID Number	Federal RSSD	CIK	Name of Securities Exchange if Publicly Traded (U.S. or International)	Names of Parent, Subsidiaries or Affiliates	Domiciliary Location	Relationship to Reporting Entity	Directly Controlled by (Name of Entity/Person)	Type of Control (Ownership Board, Management Attorney-in-Fact, Influence, Other)	If Control is Ownership Provide Percentage	Ultimate Controlling Entity(ies)/Person(s)	Is an SCA Filing Required? (Y/N)	*
0000		00000		0	0		TRANSAMERICA VENTURES, LLC.....	DE.....	NIA.....	AUSA HOLDING, LLC.....	OWNERSHIP BOARD	100.000	AEGON N.V.....	N.....	0.....
0000		00000		0	0		TRANSAMERICA VENTURES FUND, LLC.....	DE.....	NIA.....	AUSA HOLDING, LLC.....	OWNERSHIP BOARD	100.000	AEGON N.V.....	N.....	0.....
0000		00000	52-1263786..	0	0		UNITED FINANCIAL SERVICES, INC.....	MD.....	NIA.....	TRANSAMERICA CORPORATION.....	OWNERSHIP BOARD	100.000	AEGON N.V.....	N.....	0.....
0000		00000	42-1334744..	0	0		UNIVERSAL BENEFITS, LLC.....	IA.....	NIA.....	AUSA HOLDING, LLC.....	OWNERSHIP BOARD	100.000	AEGON N.V.....	N.....	0.....
0000		00000		0	0		VERENIGING AEGON NETHERLANDS MEMBERSHIP ASSOCIATION	NLD.....	NIA.....		OWNERSHIP BOARD	100.000	AEGON N.V.....	N.....	0.....
0000		00000	20-2541057..	0	0		WFG CHINA HOLDINGS. INC.....	DE.....	NIA.....	WORLD FINANCIAL GROUP, INC.....	OWNERSHIP BOARD	100.000	AEGON N.V.....	N.....	0.....
0000		00000	66-0621281..	0	0		WFG INSURANCE AGENCY OF PUERTO RICO, INC.	PR.....	NIA.....	WORLD FINANCIAL GROUP INSURANCE AGENCY, INC.	OWNERSHIP BOARD	100.000	AEGON N.V.....	N.....	0.....
0000		00000	20-2133638..	0	0		WFG PROPERTIES HOLDINGS, LLC.....	GA.....	NIA.....	WORLD FINANCIAL GROUP, INC.....	OWNERSHIP BOARD	100.000	AEGON N.V.....	N.....	0.....
0000		00000		0	0		WFG REINSURANCE LIMITED.....	HI.....	IA.....	WORLD FINANCIAL GROUP, INC.....	OWNERSHIP BOARD	51.000	AEGON N.V.....	N.....	0.....
0000		00000		0	0		WFG SECURITIES INC.....	CAN.....	NIA.....	WORLD FINANCIAL GROUP HOLDING COMPANY OF CANADA, INC.	OWNERSHIP BOARD	100.000	AEGON N.V.....	N.....	0.....
0000		00000		0	0		WORLD FINANCIAL GROUP CANADA, INC.....	CAN.....	NIA.....	WORLD FINANCIAL GROUP HOLDING COMPANY OF CANADA, INC.	OWNERSHIP BOARD	100.000	AEGON N.V.....	N.....	0.....
0000		00000		0	0		WORLD FINANCIAL GROUP HOLDING COMPANY OF CANADA, INC.	CAN.....	NIA.....	COMMONWEALTH GENERAL CORPORATION	OWNERSHIP BOARD	100.000	AEGON N.V.....	N.....	0.....
0000		00000		0	0		WORLD FINANCIAL GROUP INSURANCE AGENCY OF CANADA, INC.	CAN.....	NIA.....	WORLD FINANCIAL GROUP HOLDING COMPANY OF CANADA, INC.	OWNERSHIP BOARD	50.000	AEGON N.V.....	N.....	0.....
0000		00000		0	0		WORLD FINANCIAL GROUP INSURANCE AGENCY OF CANADA, INC.	CAN.....	NIA.....	WORLD FINANCIAL GROUP SUBHOLDING COMPANY OF CANADA, INC.	OWNERSHIP BOARD	50.000	AEGON N.V.....	N.....	0.....
0000		00000	99-0277127..	0	0		WORLD FINANCIAL GROUP INSURANCE AGENCY OF HAWAII, INC.	HI.....	NIA.....	WORLD FINANCIAL GROUP INSURANCE AGENCY, INC.	OWNERSHIP BOARD	100.000	AEGON N.V.....	N.....	0.....
0000		00000	04-3182849..	0	0		WORLD FINANCIAL GROUP INSURANCE AGENCY OF MASSACHUSETTS, INC.	MA.....	NIA.....	WORLD FINANCIAL GROUP INSURANCE AGENCY, INC.	OWNERSHIP BOARD	100.000	AEGON N.V.....	N.....	0.....
0000		00000	42-1519076..	0	0		WORLD FINANCIAL GROUP INSURANCE AGENCY OF WYOMING, INC.	WY.....	NIA.....	WORLD FINANCIAL GROUP INSURANCE AGENCY, INC.	OWNERSHIP BOARD	100.000	AEGON N.V.....	N.....	0.....
0000		00000	95-3809372..	0	0		WORLD FINANCIAL GROUP INSURANCE AGENCY, INC.	CA.....	NIA.....	TRANSAMERICA PREMIER LIFE INSURANCE COMPANY	OWNERSHIP BOARD	100.000	AEGON N.V.....	Y.....	0.....
0000		00000		0	0		WORLD FINANCIAL GROUP SUBHOLDING COMPANY OF CANADA, INC.	CAN.....	NIA.....	WORLD FINANCIAL GROUP HOLDING COMPANY OF CANADA, INC.	OWNERSHIP BOARD	100.000	AEGON N.V.....	N.....	0.....

SCHEDULE Y

PART 1A - DETAIL OF INSURANCE HOLDING COMPANY SYSTEM

97.11

1	2	3	4	5	6	7	8	9	10	11	12	13	14	15	16
Group Code	Group Name	NAIC Company Code	ID Number	Federal RSSD	CIK	Name of Securities Exchange if Publicly Traded (U.S. or International)	Names of Parent, Subsidiaries or Affiliates	Domiciliary Location	Relationship to Reporting Entity	Directly Controlled by (Name of Entity/Person)	Type of Control (Ownership Board, Management Attorney-in-Fact, Influence, Other)	If Control is Ownership Provide Percentage	Ultimate Controlling Entity(ies)/Person(s)	Is an SCA Filing Required? (Y/N)	*
0000		00000...	42-1518386..00		WORLD FINANCIAL GROUP, INC.....	DE.....	NIA.....	AEGON ASSET MANAGEMENT SERVICES, INC.	OWNERSHIP BOARD100.000	AEGON N.V.....N.....	0.....
0000		00000...	27-5278588..00		YARRA RAPIDS, LLC.....	DE.....	NIA.....	REAL ESTATE ALTERNATIVES PORTFOLIO 4 MR, LLC	OWNERSHIP BOARD49.000	AEGON N.V.....N.....	0.....
0000		00000...	95-2775959..0109152		ZAHORIK COMPANY, INC.....	CA.....	NIA.....	AUSA HOLDING, LLC.....	OWNERSHIP BOARD100.000	AEGON N.V.....N.....	0.....
0000		00000...	26-1298094..00		ZERO BETA FUND, LLC.....	DE.....	NIA.....	TRANSAMERICA LIFE INSURANCE COMPANY	OWNERSHIP BOARD71.570	AEGON N.V.....N.....	0.....
0000		00000...	26-1298094..00		ZERO BETA FUND, LLC.....	DE.....	NIA.....	TRANSAMERICA PREMIER LIFE INSURANCE COMPANY	OWNERSHIP BOARD16.830	AEGON N.V.....N.....	0.....
0000		00000...	26-1298094..00		ZERO BETA FUND, LLC.....	DE.....	NIA.....	TRANSAMERICA FINANCIAL LIFE INSURANCE COMPANY	OWNERSHIP BOARD9.280	AEGON N.V.....N.....	0.....
0000		00000...	26-1298094..00		ZERO BETA FUND, LLC.....	DE.....	NIA.....	TRANSAMERICA ADVISORS LIFE INSURANCE COMPANY	OWNERSHIP BOARD0.660	AEGON N.V.....N.....	0.....
0000		00000...	26-1298094..00		ZERO BETA FUND, LLC.....	DE.....	NIA.....	FIREBIRD RE CORP.....	OWNERSHIP BOARD1.660	AEGON N.V.....N.....	0.....

TRANSAMERICA CASUALTY INSURANCE COMPANY

SCHEDULE Y

PART 2 - SUMMARY OF INSURER'S TRANSACTIONS WITH ANY AFFILIATES

1	2	3	4	5	6	7	8	9	10	11	12	13
NAIC Company Code	ID Number	Names of Insurers and Parent, Subsidiaries or Affiliates	Shareholder Dividends	Capital Contributions	Purchases, Sales or Exchanges of Loans, Securities, Real Estate, Mortgage Loans or Other Investments	Income/ (Disbursements) Incurred in Connection with Guarantees or Undertakings for the Benefit of any Affiliate(s)	Management Agreements and Service Contracts	Income/ (Disbursements) Incurred under Reinsurance Agreements	*	Any Other Material Activity Not in the Ordinary Course of the Insurer's Business	Totals	Reinsurance Recoverable/ (Payable) on Losses and/or Reserve Credit Taken/ (Liability)
Affiliated Transactions												
00000.....	42-1470697.....	AEGON Direct Marketing Services.....0000(660,245)00(660,245)0
00000.....	41-1479568.....	AEGON Financial Services Group, Inc.....0000(97,773)00(97,773)0
00000.....		AEGON International B.V.....178,787,00096,213,00000000275,000,0000
00000.....	35-1113520.....	AEGON Management Company.....8,000,0000000008,000,0000
00000.....	42-1310237.....	AEGON USA Investment Management, LLC.....000099,987,4910099,987,4910
00000.....	42-1205796.....	AEGON USA Realty Advisors, Inc.....000028,707,6230028,707,6230
00000.....	52-1549874.....	AUSA Holding, LLC.....000011,1390011,1390
00000.....	AA-1380027.....	Blue Square Re NV.....000002,608,48802,608,488(7,605,891)
00000.....	51-0108922.....	Commonwealth General Corp.....510,630,000294,370,00000000805,000,0000
00000.....	52-1363611.....	CRI Solutions, Inc.....0000(171,678)00(171,678)0
15694.....	47-3331975.....	Firebird Re Corp.....0(75,000,000)0092,902,07048,932,787066,834,857(1,049,310,902)
15632.....	46-4393942.....	Harbor View Re Corp.....000002,505,46202,505,462(9,931,023)
00000.....	42-1154276.....	Investors Warranty of America, LLC.....(128,000,000)(10,000,000)00(4,215)00(138,004,215)0
15633.....	47-1703149.....	Ironwood RE Corp.....0000(112,849)164,790,3430164,677,494(2,038,479,580)
00000.....	20-5984601.....	LIICA RE I.....0000(4,828,648)41,272,475036,443,827(765,407,585)
00000.....	20-5927773.....	LIICA RE II.....0000(29,370,914)(274,215)0(29,645,129)(2,356,806,381)
00000.....	42-0947998.....	Massachusetts Fidelity Trust Company.....0000(2,529)00(2,529)0
00000.....	01-0930908.....	MLIC RE I, Inc.....0000(601,734)258,333,8920257,732,158(990,200,000)
00000.....	26-2311888.....	ONCOR Insurance Services.....0000(988,701)00(988,701)0
00000.....	26-1552330.....	Pine Falls Re, Inc.....000011,274,40645,813,822057,088,228(1,161,170,655)
00000.....	20-0877184.....	River Ridge Insurance Company.....(8,000,000)000(4,520,018)00(12,520,018)0
98486.....	86-0455577.....	Southwest Equity Life Insurance Company.....0000(5,970)1,385,02201,379,052(225,465)
00000.....	75-2548428.....	Stonebridge Benefit Services Inc.....0000(14,079,814)00(14,079,814)0
00000.....	61-1497252.....	Stonebridge Reinsurance Company.....0000(19,740,885)57,047,772037,306,887(1,574,329,833)
15549.....	47-1026613.....	TLIC Oakbrook Reinsurance, Inc.....0000(140,943)311,006,5850310,865,642(1,646,793,472)
14146.....	45-3193055.....	TLIC Riverwood Reinsurance, Inc.....000016,121,223302,055,5290318,176,752(3,024,874,600)
16032.....	81-3715574.....	TLIC Watertree Reinsurance, Inc.....0125,000,0000031,209,57896,666,8570252,876,435(434,269,142)
79022.....	91-1325756.....	Transamerica Advisors Life Insurance Company.....(75,000,000)(75,000,000)0012,294,360(22,633)25,000,000(112,728,273)7,646
00000.....	61-1513662.....	Transamerica Agency Network, Inc.....0000(24,339)00(24,339)0
00000.....	59-3403585.....	Transamerica Asset Management, Inc.....(38,500,000)000000(38,500,000)0
00000.....		Transamerica (Bermuda) Services Center, Ltd.....0000(4,215)00(4,215)0
00000.....	95-3141953.....	Transamerica Capital, Inc.....000059,543,6320059,543,6320
10952.....	31-4423946.....	Transamerica Casualty Insurance Company.....0000(21,708,150)00(21,708,150)0
00000.....	42-1484983.....	Transamerica Corporation.....136,526,660375,000,00000355,233,4780(637,371,121)229,389,0170
00000.....	59-2476008.....	Transamerica Financial Advisors.....0000(1,969,432)00(1,969,432)0
70688.....	36-6071399.....	Transamerica Financial Life Insurance Company.....(70,000,000)(150,000,000)00(185,601,538)(199,448,731)155,000,000(450,050,269)1,634,773,947
00000.....	59-3403587.....	Transamerica Fund Services, Inc.....(6,600,000)000(470,866)00(7,070,866)0
00000.....	98-0199561.....	Transamerica International Re (Bermuda).....0(75,000,000)007,992,221295,751,9780228,744,199(2,814,597,819)
00000.....	98-0481010.....	Transamerica Life (Bermuda) LTD.....0000(6,909,964)(28,466,409)0(35,376,373)2,322,289,193
86231.....	39-0989781.....	Transamerica Life Insurance Company.....(249,156,660)(429,370,000)00(165,726,937)547,123,479278,771,121(18,358,997)15,314,568,812
00000.....	AA-3190837.....	Transamerica Life International (Bermuda) Ltd.....(178,787,000)(96,213,000)00(277,607)(2,082,634,857)0(2,357,912,464)0

SCHEDULE Y

PART 2 - SUMMARY OF INSURER'S TRANSACTIONS WITH ANY AFFILIATES

1	2	3	4	5	6	7	8	9	10	11	12	13
NAIC Company Code	ID Number	Names of Insurers and Parent, Subsidiaries or Affiliates	Shareholder Dividends	Capital Contributions	Purchases, Sales or Exchanges of Loans, Securities, Real Estate, Mortgage Loans or Other Investments	Income/ (Disbursements) Incurred in Connection with Guarantees or Undertakings for the Benefit of any Affiliate(s)	Management Agreements and Service Contracts	Income/ (Disbursements) Incurred under Reinsurance Agreements	*	Any Other Material Activity Not in the Ordinary Course of the Insurer's Business	Totals	Reinsurance Recoverable/ (Payable) on Losses and/or Reserve Credit Taken/ (Liability)
00000.....	94-3304740.....	Transamerica Pacific Insurance Company.....020,000,00000(3,738,429)128,323,1120144,584,683(3,503,882,425)
66281.....	52-0419790.....	Transamerica Premier Life Insurance Company.....(79,900,000)000(282,034,376)(19,749,761)178,600,000(203,084,137)2,108,202,820
00000.....	13-3689044.....	Transamerica Retirement Solutions LLC.....000032,324,8870032,324,8870
00000.....	27-0648897.....	Transamerica Stable Value Solutions Inc.....0000(179,120)00(179,120)0
00000.....	42-1334744.....	Universal Benefits LLC.....0000(31,582)00(31,582)0
00000.....	42-1518386.....	World Financial Group , Inc.....0000(3,598,637)00(3,598,637)0
00000.....	20-8364153.....	WFG Reinsurance.....0000026,979,003026,979,003(1,957,645)
9999999.	Control Totals.....	000000	XXX000

TRANSAMERICA CASUALTY INSURANCE COMPANY
SUPPLEMENTAL EXHIBITS AND SCHEDULES INTERROGATORIES

The following supplemental reports are required to be filed as part of your statement filing unless specifically waived by the domiciliary state. However, in the event that your domiciliary state waives the filing requirement, your response of WAIVED to the specific interrogatory will be accepted in lieu of filing a "NONE" report and a bar code will be printed below. If the supplement is required of your company but is not being filed for whatever reason enter SEE EXPLANATION and provide an explanation following the interrogatory questions.

MARCH FILING		Responses
1.	Will an actuarial opinion be filed by March 1?	YES
2.	Will the Supplemental Compensation Exhibit be filed with the state of domicile by March 1?	YES
3.	Will the confidential Risk-Based Capital Report be filed with the NAIC by March 1?	YES
4.	Will the confidential Risk-Based Capital Report be filed with the state of domicile, if required, by March 1?	YES
APRIL FILING		
5.	Will the Insurance Expense Exhibit be filed with the state of domicile and the NAIC by April 1?	YES
6.	Will the Management's Discussion and Analysis be filed by April 1?	YES
7.	Will the Supplemental Investment Risks Interrogatories be filed by April 1?	YES
MAY FILING		
8.	Will this company be included in a combined annual statement that is filed with the NAIC by May 1?	NO
JUNE FILING		
9.	Will an audited financial report be filed by June 1?	YES
10.	Will Accountants Letter of Qualifications be filed with the state of domicile and electronically with the NAIC by June 1?	YES
AUGUST FILING		
11.	Will the regulator-only (non-public) Communication of Internal Control Related Matters Noted in Audit be filed with the state of domicile and electronically with the NAIC (as a regulator-only non-public document) by August 1?	NO

The following supplemental reports are required to be filed as part of your statement filing. However, in the event that your company does not transact the type of business for which the special report must be filed, your response of NO to the specific interrogatory will be accepted in lieu of filing a "NONE" report and a bar code will be printed below. If the supplement is required of your company but is not being filed for whatever reason, enter SEE EXPLANATION and provide an explanation following the interrogatory questions.

MARCH FILING		
12.	Will Schedule SIS (Stockholder Information Supplement) be filed with the state of domicile by March 1?	NO
13.	Will the Financial Guaranty Insurance Exhibit be filed by March 1?	NO
14.	Will the Medicare Supplement Insurance Experience Exhibit be filed with the state of domicile and the NAIC by March 1?	NO
15.	Will Supplement A to Schedule T (Medical Professional Liability Supplement) be filed by March 1?	NO
16.	Will the Trusteed Surplus Statement be filed with the state of domicile and the NAIC by March 1?	NO
17.	Will the Premiums Attributed to Protected Cells Exhibit be filed by March 1?	NO
18.	Will the Reinsurance Summary Supplemental Filing for General Interrogatory 9 be filed with the state of domicile and the NAIC by March 1?	YES
19.	Will the Medicare Part D Coverage Supplement be filed with the state of domicile and the NAIC by March 1?	NO
20.	Will the confidential Actuarial Opinion Summary be filed with the state of domicile, if required, by March 15 (or the date otherwise specified)?	YES
21.	Will the Reinsurance Attestation Supplement be filed with the state of domicile and the NAIC by March 1?	YES
22.	Will the Exceptions to the Reinsurance Attestation Supplement be filed with the state of domicile by March 1?	NO
23.	Will the Bail Bond Supplement be filed with the state of domicile and the NAIC by March 1?	NO
24.	Will the Director and Officer Insurance Coverage Supplement be filed with the state of domicile and the NAIC by March 1?	NO
25.	Will an approval from the reporting entity's state of domicile for relief related to the five-year rotation requirement for lead audit partners be filed electronically with the NAIC by March 1?	NO
26.	Will an approval from the reporting entity's state of domicile for relief related to the one-year cooling off period for independent CPA be filed electronically with the NAIC by March 1?	NO
27.	Will an approval from the reporting entity's state of domicile for relief related to the Requirements for Audit Committees be filed electronically with the NAIC by March 1?	NO
28.	Will the Supplemental Schedule for Reinsurance Counterparty Reporting Exception - Asbestos and Pollution Contracts be filed with the state of domicile and the NAIC by March 1?	
		ERROR-Enter Respons
APRIL FILING		
29.	Will the Credit Insurance Experience Exhibit be filed with state of domicile and the NAIC by April 1?	YES
30.	Will the Long-Term Care Experience Reporting Forms be filed with the state of domicile and the NAIC by April 1?	NO
31.	Will the Accident and Health Policy Experience Exhibit be filed by April 1?	YES
32.	Will the Supplemental Health Care Exhibit (Parts 1, 2 and 3) be filed with the state of domicile and the NAIC by April 1?	NO
33.	Will the regulator-only (non-public) Supplemental Health Care Exhibit's Expense Allocation Report be filed with the state of domicile and the NAIC by April 1?	NO
34.	Will the Cybersecurity and Identity Theft Insurance Coverage Supplement be filed with the state of domicile and the NAIC by April 1?	NO
AUGUST FILING		
35.	Will Management's Report of Internal Control Over Financial Reporting be filed with the state of domicile by August 1?	NO




TRANSAMERICA CASUALTY INSURANCE COMPANY
SUPPLEMENTAL EXHIBITS AND SCHEDULES INTERROGATORIES

The following supplemental reports are required to be filed as part of your statement filing unless specifically waived by the domiciliary state. However, in the event that your domiciliary state waives the filing requirement, your response of WAIVED to the specific interrogatory will be accepted in lieu of filing a "NONE" report and a bar code will be printed below. If the supplement is required of your company but is not being filed for whatever reason enter SEE EXPLANATION and provide an explanation following the interrogatory questions.

EXPLANATIONS:

BAR CODE:

1.
2.
3.
4.
5.
6.
7.
8. The data for this supplement is not required to be filed.
9.
10.
11. The data for this supplement is not required to be filed.
12. The data for this supplement is not required to be filed.
13. The data for this supplement is not required to be filed.
14. The data for this supplement is not required to be filed.
15. The data for this supplement is not required to be filed.
16. The data for this supplement is not required to be filed.
17. The data for this supplement is not required to be filed.
18.
19. The data for this supplement is not required to be filed.
20.
21.
22. The data for this supplement is not required to be filed.
23. The data for this supplement is not required to be filed.
24. The data for this supplement is not required to be filed.
25. The data for this supplement is not required to be filed.
26. The data for this supplement is not required to be filed.
27. The data for this supplement is not required to be filed.
28.
29.
30. The data for this supplement is not required to be filed.
31.
32. The data for this supplement is not required to be filed.
33. The data for this supplement is not required to be filed.
34. The data for this supplement is not required to be filed.
35. The data for this supplement is not required to be filed.



TRANSAMERICA CASUALTY INSURANCE COMPANY

Overflow Page for Write-Ins

Additional Write-ins for Statement of Income:

	1	2
	Current Year	Prior Year
1404. Change in retroactive reinsurance ceded.....	(37,779)	(3,014,275)
1405. Funds withheld ceded investment income.....	(709,446)	(781,264)
1497. Summary of remaining write-ins for Line 14.....	(747,225)	(3,795,539)

Additional Write-ins for Underwriting and Investment Exhibit-Part 3:

	1	2	3	4
	Loss Adjustment Expenses	Other Underwriting Expenses	Investment Expenses	Total
2404. Miscellaneous Investment Expenses.....	0	11,571	134,301	145,872
2405. Other Professional fees.....	16	89	0	105
2497. Summary of remaining write-ins for Line 24.....	16	11,660	134,301	145,977

Additional Write-ins for Schedule T:

	1	Gross Premiums, Including Policy and Membership Fees, Less Return Premiums and Premiums on Policies Not Taken		4	5	6	7	8	9
		2	3						
States, Etc.	Active Status	Direct Premiums Written	Direct Premiums Earned	Dividends Paid or Credited to Policyholders on Direct Business	Direct Losses Paid (Deducting Salvage)	Direct Losses Incurred	Direct Losses Unpaid	Finance and Service Charges not Included in Premiums	Direct Premiums Written for Federal Purchasing Groups (Incl. in Col. 2)
58004. ARG- ARGENTINA.....	XXX	0	0	0	1,511	1,511	0	0	0
58005. AUS- AUSTRALIA.....	XXX	3,245	3,205	0	111,411	139,082	28,524	0	0
58006. BEL- BELGIUM.....	XXX	5	5	0	40,244	50,816	10,572	0	0
58007. BHS- BAHAMAS.....	XXX	0	0	0	8,610	9,933	2,056	0	0
58008. BLZ- BELIZE.....	XXX	1,572	1,541	0	747	510	196	0	0
58009. BMU- BERMUDA.....	XXX	0	0	0	11,466	14,478	3,012	0	0
58010. BOL- BOLIVIA.....	XXX	0	5	0	894	894	0	0	0
58011. BRA- BRAZIL.....	XXX	0	0	0	23,014	23,636	5,417	0	0
58012. BRB- BARBADOS.....	XXX	366	348	0	0	0	0	0	0
58013. CHE- SWITZERLAND.....	XXX	0	0	0	15,389	17,392	3,249	0	0
58014. CHL- CHILE.....	XXX	497	473	0	7,174	6,500	1,599	0	0
58015. COL- COLOMBIA.....	XXX	(43)	(41)	0	38	(245)	(283)	0	0
58016. CRI- COSTA RICA.....	XXX	0	0	0	23,557	29,170	5,613	0	0
58017. CUB- CUBA.....	XXX	0	0	0	0	(668)	0	0	0
58018. CZE- CZECH REPUBLIC.....	XXX	1,742	1,657	0	828	572	217	0	0
58019. Department of defense.....	XXX	2,896,047	2,894,834	0	2,212,528	2,167,749	579,417	0	0
58020. DEU- GERMANY.....	XXX	0	0	0	33,923	41,529	7,788	0	0
58021. DOM- DOMINICAN REPUBLIC.....	XXX	0	0	0	9,345	10,374	2,314	0	0
58022. ECU- ECUADOR.....	XXX	0	0	0	4,141	4,611	882	0	0
58023. EGY- EGYPT.....	XXX	0	0	0	233	(41)	61	0	0
58024. ESP- SPAIN.....	XXX	25,271	24,057	0	20,737	25,893	5,241	0	0
58025. FJI- FIJI.....	XXX	1,532	1,458	0	1,500	1,894	394	0	0
58026. FRA- FRANCE.....	XXX	0	0	0	17,457	20,904	3,602	0	0
58027. GBR- ENGLAND.....	XXX	5,347	5,090	0	8,840	9,535	1,432	0	0
58028. GBR- UNITED KINGDOM.....	XXX	12,752	12,139	0	87,732	109,742	22,010	0	0
58029. GEO- GEORGIA.....	XXX	0	0	0	10,717	13,533	2,815	0	0
58030. GIN- GUINEA.....	XXX	0	131	0	0	0	0	0	0
58031. GMB- GAMBIA.....	XXX	0	0	0	0	(2,086)	0	0	0
58032. GTM- GUATEMALA.....	XXX	3	3	0	799	821	22	0	0
58033. HKG- HONG KONG.....	XXX	0	0	0	14,677	17,430	3,856	0	0
58034. HND- HONDURAS.....	XXX	0	58	0	6,768	8,456	1,689	0	0
58035. HRV- CROATIA.....	XXX	1,119	1,129	0	0	0	0	0	0
58036. HTI- HAITI.....	XXX	0	0	0	403	321	0	0	0
58037. HUN- HUNGARY.....	XXX	1,373	1,307	0	1,361	1,336	358	0	0
58038. IDN- INDONESIA.....	XXX	3	3	0	5,431	6,858	1,427	0	0
58039. IND - INDIA.....	XXX	38	36	0	8,553	10,748	2,195	0	0
58040. IRL- IRELAND.....	XXX	0	152	0	2,671	3,341	670	0	0
58041. ISL- ICELAND.....	XXX	1,321	1,257	0	49,390	52,125	12,153	0	0
58042. ISR- ISRAEL.....	XXX	254	241	0	11,473	14,281	2,808	0	0
58043. ITA- ITALY.....	XXX	4,400	4,744	0	20,520	25,528	5,370	0	0
58044. JAM- JAMAICA.....	XXX	42	40	0	1,877	2,370	493	0	0
58045. JPN- JAPAN.....	XXX	0	214	0	10,460	11,985	1,664	0	0
58046. LCA- ST. LUCIA.....	XXX	0	0	0	628	(1,244)	165	0	0
58047. LTU- LITHUANIA.....	XXX	1,469	1,398	0	970	1,201	231	0	0
58048. MEX- MEXICO.....	XXX	0	0	0	23,559	26,868	3,309	0	0
58049. NIC- NICARAGUA.....	XXX	16,931	16,118	0	0	0	0	0	0
58050. NLD- NETHERLANDS.....	XXX	410	390	0	38,155	48,140	9,986	0	0
58051. NOR- NORWAY.....	XXX	0	0	0	2,496	90	0	0	0
58052. NZL- NEW ZEALAND.....	XXX	0	0	0	9,218	11,233	2,329	0	0
58053. OMN- OMAN.....	XXX	797	759	0	379	478	99	0	0
58054. PAN- PANAMA.....	XXX	326	310	0	8,100	10,228	2,128	0	0
58055. PER- PERU.....	XXX	47	45	0	8,163	10,307	2,144	0	0
58056. PHL- PHILIPPINES.....	XXX	0	129	0	5,529	2,508	1,250	0	0
58057. POL- POLAND.....	XXX	0	65	0	307	307	0	0	0
58058. PRK- KOREA.....	XXX	4,636	4,413	0	3,649	3,740	864	0	0
58059. PRT- PORTUGAL.....	XXX	2,874	2,736	0	64,344	80,297	16,902	0	0
58060. PYF- FRENCH POLYNESIA.....	XXX	0	0	0	83	105	22	0	0
58061. QAT- QATAR.....	XXX	127	226	0	60	76	16	0	0
58062. ROU- ROMANIA.....	XXX	0	0	0	474	599	125	0	0
58063. RUS- RUSSIA.....	XXX	4,156	3,956	0	2,544	3,212	668	0	0
58064. SAU - SAUDI ARABIA.....	XXX	548	522	0	30,685	38,200	8,060	0	0
58065. SEN- SENEGAL.....	XXX	1,547	1,473	0	16,832	21,006	4,174	0	0
58066. SGP- SINGAPORE.....	XXX	0	0	0	1,677	2,118	441	0	0
58067. SLV- EL SALVADOR.....	XXX	263	250	0	345	378	33	0	0
58068. SWE- SWEDEN.....	XXX	0	0	0	56,873	71,813	14,940	0	0
58069. TCA- TURKS AND CAICOS IS.....	XXX	0	136	0	0	0	0	0	0
58070. THA- THAILAND.....	XXX	1,660	1,580	0	809	(776)	213	0	0
58071. TON- TONGA.....	XXX	0	110	0	78	78	0	0	0
58072. TUR- TURKEY.....	XXX	16,603	15,805	0	12,513	15,101	3,287	0	0
58073. TWN- TAIWAN.....	XXX	0	66	0	0	0	0	0	0
58074. UGA- UGANDA.....	XXX	0	272	0	0	0	0	0	0
58075. URY- URUGUAY.....	XXX	0	0	0	1,138	1,437	299	0	0
58076. VEN- VENEZUELA.....	XXX	1	1	0	2,752	1,293	444	0	0
58077. ZAF- SOUTH AFRICA.....	XXX	0	26	0	0	0	0	0	0
58078. ZZZ- CARRIBEAN.....	XXX	101	96	0	0	0	0	0	0
58079. ZZZ- LEEWARD ISLANDS.....	XXX	5,427	5,166	0	2,579	3,256	677	0	0
58080. ZZZ- MAYOTTE.....	XXX	0	33	0	0	0	0	0	0
58997. Summary of remaining write-ins for Line 58.....	XXX	3,014,808	3,010,169	0	3,081,356	3,204,868	791,638	0	0

100L

NONE



REINSURANCE SUMMARY SUPPLEMENTAL FILING
FOR GENERAL INTERROGATORY 9 (PART 2)

FOR THE YEAR ENDED DECEMBER 31, 2016

To Be Filed by March 1

NAIC Group Code: 0468

NAIC Company Code: 10952....

	(A) Financial Impact		
	1	2	3
	As Reported	Interrogatory 9 Reinsurance Effect	Restated Without Interrogatory 9 Reinsurance
A01. Assets.....395,516,2340395,516,234
A02. Liabilities.....216,007,54319,591,570196,415,973
A03. Surplus as regards to policyholders.....179,508,69119,591,570159,917,121
A04. Income before taxes.....16,880,6472,846,76014,033,887

B. Summary of Reinsurance Contract Terms

Gulf States Casualty Company

100% Quota Share of risks for Guaranteed Auto Protection (GAP),
mechanical breakdown policies and also vehicle service contracts
that are administered by GS Administrators.
The contracts may be terminated by either party only for new business.
The contracts are for a period longer than 2 years, and thus are reported
pursuant to Interrogatory 9.1(a).

North Bay Reinsurance Limited

100% Quota Share of risks of guaranteed auto protection certificates
(GAP) written through specific agents.
The contract may be terminated by either party only for new business.
The contracts are for a period longer than 2 years, and thus are reported
pursuant to Interrogatory 9.1(a).

C. Management's Objectives

Gulf States Casualty Company

To transfer the underwriting risks and rewards of the reinsured programs
to an affiliate of the producers, in order to achieve
improved profitability to the Company.

North Bay Reinsurance Limited

To transfer the underwriting risks and rewards of the reinsured programs
ultimately to an affiliate of the producers, in order to achieve
improved profitability to the Company.

D. If the response to General Interrogatory 9.4 (Part 2 Property & Casualty Interrogatories) is yes, explain below why the contracts are treated differently for GAAP and SAP.

2016 ALPHABETICAL INDEX -- PROPERTY & CASUALTY ANNUAL STATEMENT BLANK

Assets	2	Schedule P-Part 2G-Special Liability (Ocean Marine, Aircraft (All Perils), Boiler & Machinery)	58
Cash Flow	5	Schedule P-Part 2H-Section 1-Other Liability-Occurrence	58
Exhibit of Capital Gains (Losses)	12	Schedule P-Part 2H-Section 2-Other Liability-Claims-Made	58
Exhibit of Net Investment Income	12	Schedule P-Part 2I-Spec. Prop. (Fire, Allied Lines, Inland Marine, Earthquake, Burglary, Theft)	59
Exhibit of Nonadmitted Assets	13	Schedule P-Part 2J-Auto Physical Damage	59
Exhibit of Premiums and Losses (State Page)	19	Schedule P-Part 2K-Fidelity, Surety	59
Five-Year Historical Data	17	Schedule P-Part 2L-Other (Including Credit, Accident and Health)	59
General Interrogatories	15	Schedule P-Part 2M-International	59
Jurat Page	1	Schedule P-Part 2N-Reinsurance – Nonproportional Assumed Property	60
Liabilities, Surplus and Other Funds	3	Schedule P-Part 2O-Reinsurance – Nonproportional Assumed Liability	60
Notes To Financial Statements	14	Schedule P-Part 2P-Reinsurance – Nonproportional Assumed Financial Lines	60
Overflow Page For Write-ins	100	Schedule P-Part 2R-Section 1-Products Liability-Occurrence	61
Schedule A-Part 1	E01	Schedule P-Part 2R-Section 2-Products Liability-Claims-Made	61
Schedule A-Part 2	E02	Schedule P-Part 2S-Financial Guaranty/Mortgage Guaranty	61
Schedule A-Part 3	E03	Schedule P-Part 2T-Warranty	61
Schedule A-Verification Between Years	SI02	Schedule P-Part 3A-Homeowners/Farmowners	62
Schedule B-Part 1	E04	Schedule P-Part 3B-Private Passenger Auto Liability/Medical	62
Schedule B-Part 2	E05	Schedule P-Part 3C-Commercial Auto/Truck Liability/Medical	62
Schedule B-Part 3	E06	Schedule P-Part 3D-Workers' Compensation (Excluding Excess Workers Compensation)	62
Schedule B-Verification Between Years	SI02	Schedule P-Part 3E-Commercial Multiple Peril	62
Schedule BA-Part 1	E07	Schedule P-Part 3F-Section 1 –Medical Professional Liability-Occurrence	63
Schedule BA-Part 2	E08	Schedule P-Part 3F-Section 2-Medical Professional Liability-Claims-Made	63
Schedule BA-Part 3	E09	Schedule P-Part 3G-Special Liability (Ocean Marine, Aircraft (All Perils), Boiler & Machinery)	63
Schedule BA-Verification Between Years	SI03	Schedule P-Part 3H-Section 1-Other Liability-Occurrence	63
Schedule D-Part 1	E10	Schedule P-Part 3H-Section 2-Other Liability-Claims-Made	63
Schedule D-Part 1A-Section 1	SI05	Schedule P-Part 3I-Spec. Prop. (Fire, Allied Lines, Inland Marine, Earthquake, Burglary, Theft)	64
Schedule D-Part 1A-Section 2	SI08	Schedule P-Part 3J-Auto Physical Damage	64
Schedule D-Part 2-Section 1	E11	Schedule P-Part 3K-Fidelity/Surety	64
Schedule D-Part 2-Section 2	E12	Schedule P-Part 3L-Other (Including Credit, Accident and Health)	64
Schedule D-Part 3	E13	Schedule P-Part 3M-International	64
Schedule D-Part 4	E14	Schedule P-Part 3N-Reinsurance – Nonproportional Assumed Property	65
Schedule D-Part 5	E15	Schedule P-Part 3O-Reinsurance – Nonproportional Assumed Liability	65
Schedule D-Part 6-Section 1	E16	Schedule P-Part 3P-Reinsurance – Nonproportional Assumed Financial Lines	65
Schedule D-Part 6-Section 2	E16	Schedule P-Part 3R-Section 1-Products Liability-Occurrence	66
Schedule D-Summary By Country	SI04	Schedule P-Part 3R-Section 2-Products Liability-Claims-Made	66
Schedule D-Verification Between Years	SI03	Schedule P-Part 3S-Financial Guaranty/Mortgage Guaranty	66
Schedule DA-Part 1	E17	Schedule P-Part 3T-Warranty	66
Schedule DA-Verification Between Years	SI10	Schedule P-Part 4A-Homeowners/Farmowners	67
Schedule DB-Part A-Section 1	E18	Schedule P-Part 4B-Private Passenger Auto Liability/Medical	67
Schedule DB-Part A-Section 2	E19	Schedule P-Part 4C-Commercial Auto/Truck Liability/Medical	67
Schedule DB-Part A-Verification Between Years	SI11	Schedule P-Part 4D-Workers' Compensation (Excluding Excess Workers Compensation)	67
Schedule DB-Part B-Section 1	E20	Schedule P-Part 4E-Commercial Multiple Peril	67
Schedule DB-Part B-Section 2	E21	Schedule P-Part 4F-Section 1-Medical Professional Liability-Occurrence	68
Schedule DB-Part B-Verification Between Years	SI11	Schedule P-Part 4F-Section 2-Medical Professional Liability-Claims-Made	68
Schedule DB-Part C-Section 1	SI12	Schedule P-Part 4G-Special Liability (Ocean Marine, Aircraft (All Perils), Boiler & Machinery)	68
Schedule DB-Part C-Section 2	SI13	Schedule P-Part 4H-Section 1-Other Liability-Occurrence	68
Schedule DB-Part D-Section 1	E22	Schedule P-Part 4H-Section 2-Other Liability-Claims-Made	68
Schedule DB-Part D-Section 2	E23	Schedule P-Part 4I-Spec. Prop. (Fire, Allied Lines, Inland Marine, Earthquake, Burglary & Theft)	69
Schedule DB-Verification	SI14	Schedule P-Part 4J-Auto Physical Damage	69
Schedule DL-Part 1	E24	Schedule P-Part 4K-Fidelity/Surety	69
Schedule DL-Part 2	E25	Schedule P-Part 4L-Other (Including Credit, Accident and Health)	69
Schedule E-Part 1-Cash	E26	Schedule P-Part 4M-International	69
Schedule E-Part 2-Cash Equivalents	E27	Schedule P-Part 4N-Reinsurance – Nonproportional Assumed Property	70
Schedule E-Part 3-Special Deposits	E28	Schedule P-Part 4O-Reinsurance – Nonproportional Assumed Liability	70
Schedule E-Verification Between Years	SI15	Schedule P-Part 4P-Reinsurance – Nonproportional Assumed Financial Lines	70
Schedule F-Part 1	20	Schedule P-Part 4R-Section 1-Products Liability-Occurrence	71
Schedule F-Part 2	21	Schedule P-Part 4R-Section 2-Products Liability-Claims-Made	71
Schedule F-Part 3	22	Schedule P-Part 4S-Financial Guaranty/Mortgage Guaranty	71
Schedule F-Part 4	23	Schedule P-Part 4T-Warranty	71
Schedule F-Part 5	24	Schedule P-Part 5A-Homeowners/Farmowners	72
Schedule F-Part 6-Section 1	25	Schedule P-Part 5B-Private Passenger Auto Liability/Medical	73
Schedule F-Part 6-Section 2	26	Schedule P-Part 5C-Commercial Auto/Truck Liability/Medical	74
Schedule F-Part 7	27	Schedule P-Part 5D-Workers' Compensation (Excluding Excess Workers Compensation)	75
Schedule F-Part 8	28	Schedule P-Part 5E-Commercial Multiple Peril	76
Schedule F-Part 9	29	Schedule P-Part 5F-Medical Professional Liability-Claims-Made	78
Schedule H-Accident and Health Exhibit-Part 1	30	Schedule P-Part 5F-Medical Professional Liability-Occurrence	77
Schedule H-Part 2, Part 3 and Part 4	31	Schedule P-Part 5H-Other Liability-Claims-Made	80
Schedule H-Part 5-Health Claims	32	Schedule P-Part 5H-Other Liability-Occurrence	79
Schedule P-Part 1-Summary	33	Schedule P-Part 5R-Products Liability-Claims-Made	82
Schedule P-Part 1A-Homeowners/Farmowners	35	Schedule P-Part 5R-Products Liability-Occurrence	81
Schedule P-Part 1B-Private Passenger Auto Liability/Medical	36	Schedule P-Part 5T-Warranty	83
Schedule P-Part 1C-Commercial Auto/Truck Liability/Medical	37	Schedule P-Part 6C-Commercial Auto/Truck Liability/Medical	84
Schedule P-Part 1D-Workers' Compensation (Excluding Excess Workers Compensation)	38	Schedule P-Part 6D-Workers' Compensation (Excluding Excess Workers Compensation)	84
Schedule P-Part 1E-Commercial Multiple Peril	39	Schedule P-Part 6E-Commercial Multiple Peril	85
Schedule P-Part 1F-Section 1-Medical Professional Liability-Occurrence	40	Schedule P-Part 6H-Other Liability-Claims-Made	86
Schedule P-Part 1F-Section 2-Medical Professional Liability-Claims-Made	41	Schedule P-Part 6H-Other Liability-Occurrence	85
Schedule P-Part 1G-Special Liability (Ocean, Marine, Aircraft (All Perils), Boiler & Machinery)	42	Schedule P-Part 6M-International	86
Schedule P-Part 1H-Section 1-Other Liability-Occurrence	43	Schedule P-Part 6N-Reinsurance – Nonproportional Assumed Property	87
Schedule P-Part 1H-Section 2-Other Liability-Claims-Made	44	Schedule P-Part 6O-Reinsurance – Nonproportional Assumed Liability	87
Schedule P-Part 1I-Spec. Prop. (Fire, Allied Lines, Inland Marine, Earthquake, Burglary & Theft)	45	Schedule P-Part 6R-Products Liability-Claims-Made	88
Schedule P-Part 1J-Auto Physical Damage	46	Schedule P-Part 6R-Products Liability-Occurrence	88
Schedule P-Part 1K-Fidelity/Surety	47	Schedule P-Part 7A-Primary Loss Sensitive Contracts	89
Schedule P-Part 1L-Other (Including Credit, Accident and Health)	48	Schedule P-Part 7B-Reinsurance Loss Sensitive Contracts	91
Schedule P-Part 1M-International	49	Schedule P Interrogatories	93
Schedule P-Part 1N-Reinsurance – Nonproportional Assumed Property	50	Schedule T-Exhibit of Premiums Written	94
Schedule P-Part 1O-Reinsurance – Nonproportional Assumed Liability	51	Schedule T-Part 2-Interstate Compact	95
Schedule P-Part 1P-Reinsurance – Nonproportional Assumed Financial Lines	52	Schedule Y-Information Concerning Activities of Insurer Members of a Holding Company Group	96
Schedule P-Part 1R-Section 1-Products Liability-Occurrence	53	Schedule Y-Detail of Insurance Holding Company System	97
Schedule P-Part 1R-Section 2-Products Liability-Claims-Made	54	Schedule Y-Part 2-Summary of Insurer's Transactions With Any Affiliates	98
Schedule P-Part 1S-Financial Guaranty/Mortgage Guaranty	55	Statement of Income	4
Schedule P-Part 1T-Warranty	56	Summary Investment Schedule	SI01
Schedule P-Part 2, Part 3 and Part 4 - Summary	34	Supplemental Exhibits and Schedules Interrogatories	99
Schedule P-Part 2A-Homeowners/Farmowners	57	Underwriting and Investment Exhibit Part 1	6
Schedule P-Part 2B-Private Passenger Auto Liability/Medical	57	Underwriting and Investment Exhibit Part 1A	7
Schedule P-Part 2C-Commercial Auto/Truck Liability/Medical	57	Underwriting and Investment Exhibit Part 1B	8
Schedule P-Part 2D-Workers' Compensation (Excluding Excess Workers Compensation)	57	Underwriting and Investment Exhibit Part 2	9
Schedule P-Part 2E-Commercial Multiple Peril	57	Underwriting and Investment Exhibit Part 2A	10
Schedule P-Part 2F-Section 1-Medical Professional Liability-Occurrence	58	Underwriting and Investment Exhibit Part 3	11
Schedule P-Part 2F-Section 2-Medical Professional Liability-Claims-Made	58		