



HEALTH QUARTERLY STATEMENT

AS OF SEPTEMBER 30, 2016
OF THE CONDITION AND AFFAIRS OF THE

UnitedHealthcare of Ohio, Inc.

NAIC Group Code 0707 (Current) 0707 (Prior) NAIC Company Code 95186 Employer's ID Number 31-1142815

Organized under the Laws of Ohio, State of Domicile or Port of Entry Ohio

Country of Domicile United States of America

Licensed as business type: Health Maintenance Organization

Is HMO Federally Qualified? Yes [] No [X]

Incorporated/Organized 05/14/1985 Commenced Business 08/06/1985

Statutory Home Office OH020-3010, 9200 Worthington Road (Street and Number), Westerville, OH, US 43082-8823 (City or Town, State, Country and Zip Code)

Main Administrative Office OH020-3010, 9200 Worthington Road (Street and Number), Westerville, OH, US 43082-8823 (City or Town, State, Country and Zip Code), 614-410-7000 (Area Code) (Telephone Number)

Mail Address OH020-3010, 9200 Worthington Road (Street and Number or P.O. Box), Westerville, OH, US 43082-8823 (City or Town, State, Country and Zip Code)

Primary Location of Books and Records MN017-E900, 9700 Health Care Lane (Street and Number), Minnetonka, MN, US 55343 (City or Town, State, Country and Zip Code), 847-619-3670 (Area Code) (Telephone Number)

Internet Website Address www.uhc.com

Statutory Statement Contact Sherry L. Gillespie (Name), 920-661-4318 (Area Code) (Telephone Number), sherry.gillespie@uhc.com (E-mail Address), 443-524-8961 (FAX Number)

OFFICERS

President Richard Gordon Dunlop

Treasurer Robert Worth Oberrender

Secretary David Keith Hill #

Chief Financial Officer William Joseph Hnath

OTHER

Nyle Brent Cottingham, Vice President

Heather Anastasia Lang Jacobsen, Assistant Secretary

Kurt Carl Lewis #, Chief Executive Officer, Commercial

DIRECTORS OR TRUSTEES

Richard Gordon Dunlop

William Joseph Hnath

Kurt Carl Lewis #

David Scott Luby

State of

State of

State of

County of

County of

County of

The officers of this reporting entity being duly sworn, each depose and say that they are the described officers of said reporting entity, and that on the reporting period stated above, all of the herein described assets were the absolute property of the said reporting entity, free and clear from any liens or claims thereon, except as herein stated, and that this statement, together with related exhibits, schedules and explanations therein contained, annexed or referred to, is a full and true statement of all the assets and liabilities and of the condition and affairs of the said reporting entity as of the reporting period stated above, and of its income and deductions therefrom for the period ended, and have been completed in accordance with the NAIC Annual Statement Instructions and Accounting Practices and Procedures manual except to the extent that: (1) state law may differ; or, (2) that state rules or regulations require differences in reporting not related to accounting practices and procedures, according to the best of their information, knowledge and belief, respectively. Furthermore, the scope of this attestation by the described officers also includes the related corresponding electronic filing with the NAIC, when required, that is an exact copy (except for formatting differences due to electronic filing) of the enclosed statement. The electronic filing may be requested by various regulators in lieu of or in addition to the enclosed statement.

Richard Gordon Dunlop
President

Robert Worth Oberrender
Treasurer

William Joseph Hnath
Chief Financial Officer

Subscribed and sworn to before me this day of

Subscribed and sworn to before me this day of

Subscribed and sworn to before me this day of

- a. Is this an original filing?..... Yes [X] No []
- b. If no,
1. State the amendment number.....
2. Date filed.....
3. Number of pages attached.....

ASSETS

	Current Statement Date			4 December 31 Prior Year Net Admitted Assets
	1 Assets	2 Nonadmitted Assets	3 Net Admitted Assets (Cols. 1 - 2)	
1. Bonds	39,049,542	0	39,049,542	94,041,581
2. Stocks:				
2.1 Preferred stocks	536,025	0	536,025	528,910
2.2 Common stocks	0	0	0	0
3. Mortgage loans on real estate:				
3.1 First liens	0	0	0	0
3.2 Other than first liens.....	0	0	0	0
4. Real estate:				
4.1 Properties occupied by the company (less \$0 encumbrances)	0	0	0	0
4.2 Properties held for the production of income (less \$0 encumbrances)	0	0	0	0
4.3 Properties held for sale (less \$0 encumbrances)	0	0	0	0
5. Cash (\$(94,459)), cash equivalents (\$0) and short-term investments (\$6,077,010)	5,982,551	0	5,982,551	16,073,735
6. Contract loans (including \$0 premium notes)	0	0	0	0
7. Derivatives	0	0	0	0
8. Other invested assets	0	0	0	0
9. Receivables for securities	29,817	0	29,817	25,633
10. Securities lending reinvested collateral assets	0	0	0	0
11. Aggregate write-ins for invested assets	0	0	0	0
12. Subtotals, cash and invested assets (Lines 1 to 11)	45,597,935	0	45,597,935	110,669,859
13. Title plants less \$0 charged off (for Title insurers only)	0	0	0	0
14. Investment income due and accrued	358,466	0	358,466	745,388
15. Premiums and considerations:				
15.1 Uncollected premiums and agents' balances in the course of collection	1,468,012	4,960	1,463,052	338,686
15.2 Deferred premiums, agents' balances and installments booked but deferred and not yet due (including \$0 earned but unbilled premiums)	0	0	0	0
15.3 Accrued retrospective premiums (\$0) and contracts subject to redetermination (\$32,241,987)	32,241,987	0	32,241,987	29,963,253
16. Reinsurance:				
16.1 Amounts recoverable from reinsurers	2,080,565	0	2,080,565	1,354,078
16.2 Funds held by or deposited with reinsured companies	0	0	0	0
16.3 Other amounts receivable under reinsurance contracts	0	0	0	0
17. Amounts receivable relating to uninsured plans	9,816,595	12,417	9,804,178	11,711,422
18.1 Current federal and foreign income tax recoverable and interest thereon	4,429,876	0	4,429,876	1,603,560
18.2 Net deferred tax asset	4,481,108	0	4,481,108	5,892,458
19. Guaranty funds receivable or on deposit	0	0	0	0
20. Electronic data processing equipment and software	0	0	0	0
21. Furniture and equipment, including health care delivery assets (\$0)	0	0	0	0
22. Net adjustment in assets and liabilities due to foreign exchange rates	0	0	0	0
23. Receivables from parent, subsidiaries and affiliates	11,212,093	0	11,212,093	0
24. Health care (\$1,470,032) and other amounts receivable	7,804,692	6,334,660	1,470,032	15,201,113
25. Aggregate write-ins for other than invested assets	124,457	23,907	100,550	14,728
26. Total assets excluding Separate Accounts, Segregated Accounts and Protected Cell Accounts (Lines 12 to 25)	119,615,786	6,375,944	113,239,842	177,494,545
27. From Separate Accounts, Segregated Accounts and Protected Cell Accounts	0	0	0	0
28. Total (Lines 26 and 27)	119,615,786	6,375,944	113,239,842	177,494,545
DETAILS OF WRITE-INS				
1101.				
1102.				
1103.				
1198. Summary of remaining write-ins for Line 11 from overflow page	0	0	0	0
1199. Totals (Lines 1101 through 1103 plus 1198)(Line 11 above)	0	0	0	0
2501. Prepaid Premium Taxes	53,951	0	53,951	0
2502. Federally-facilitated exchange user fees receivable	46,599	0	46,599	14,728
2503. Prepaid Expenses	23,907	23,907	0	0
2598. Summary of remaining write-ins for Line 25 from overflow page	0	0	0	0
2599. Totals (Lines 2501 through 2503 plus 2598)(Line 25 above)	124,457	23,907	100,550	14,728

LIABILITIES, CAPITAL AND SURPLUS

	Current Period			Prior Year
	1 Covered	2 Uncovered	3 Total	4 Total
1. Claims unpaid (less \$ 416,058 reinsurance ceded)	14,397,583	0	14,397,583	74,097,442
2. Accrued medical incentive pool and bonus amounts	873,707	0	873,707	4,669,736
3. Unpaid claims adjustment expenses	99,512	0	99,512	786,908
4. Aggregate health policy reserves, including the liability of \$ 0 for medical loss ratio rebate per the Public Health Service Act	10,939,257	0	10,939,257	13,181,111
5. Aggregate life policy reserves	0	0	0	0
6. Property/casualty unearned premium reserve	0	0	0	0
7. Aggregate health claim reserves	158,836	0	158,836	137,080
8. Premiums received in advance	2,780,829	0	2,780,829	3,196,001
9. General expenses due or accrued	434,979	0	434,979	558,700
10.1 Current federal and foreign income tax payable and interest thereon (including \$ 0 on realized gains (losses))	0	0	0	0
10.2 Net deferred tax liability	0	0	0	0
11. Ceded reinsurance premiums payable	193,283	0	193,283	136,524
12. Amounts withheld or retained for the account of others	1,175	0	1,175	1,724
13. Remittances and items not allocated	15,171	0	15,171	13,125
14. Borrowed money (including \$ 0 current) and interest thereon \$ 0 (including \$ 0 current)	0	0	0	0
15. Amounts due to parent, subsidiaries and affiliates	0	0	0	2,152,537
16. Derivatives	0	0	0	0
17. Payable for securities	8,837	0	8,837	0
18. Payable for securities lending	0	0	0	0
19. Funds held under reinsurance treaties (with \$ 0 authorized reinsurers, \$ 0 unauthorized reinsurers and \$ 0 certified reinsurers)	0	0	0	0
20. Reinsurance in unauthorized and certified (\$ 0) companies	0	0	0	0
21. Net adjustments in assets and liabilities due to foreign exchange rates	0	0	0	0
22. Liability for amounts held under uninsured plans	534,790	0	534,790	60,979
23. Aggregate write-ins for other liabilities (including \$ 11,481 current)	11,481	0	11,481	6,797
24. Total liabilities (Lines 1 to 23)	30,449,440	0	30,449,440	98,998,664
25. Aggregate write-ins for special surplus funds	XXX	XXX	0	625,968
26. Common capital stock	XXX	XXX	37,329,784	37,329,784
27. Preferred capital stock	XXX	XXX	0	0
28. Gross paid in and contributed surplus	XXX	XXX	40,540,129	40,540,129
29. Surplus notes	XXX	XXX	0	0
30. Aggregate write-ins for other than special surplus funds	XXX	XXX	0	0
31. Unassigned funds (surplus)	XXX	XXX	4,920,489	0
32. Less treasury stock, at cost:				
32.1 0 shares common (value included in Line 26 \$ 0)	XXX	XXX	0	0
32.2 0 shares preferred (value included in Line 27 \$ 0)	XXX	XXX	0	0
33. Total capital and surplus (Lines 25 to 31 minus Line 32)	XXX	XXX	82,790,402	78,495,881
34. Total liabilities, capital and surplus (Lines 24 and 33)	XXX	XXX	113,239,842	177,494,545
DETAILS OF WRITE-INS				
2301. Unclaimed property	11,481	0	11,481	6,797
2302.				
2303.				
2398. Summary of remaining write-ins for Line 23 from overflow page	0	0	0	0
2399. Totals (Lines 2301 through 2303 plus 2398)(Line 23 above)	11,481	0	11,481	6,797
2501. Section 9010 ACA Subsequent Fee Year Assessment	XXX	XXX	0	625,968
2502.	XXX	XXX		
2503.	XXX	XXX		
2598. Summary of remaining write-ins for Line 25 from overflow page	XXX	XXX	0	0
2599. Totals (Lines 2501 through 2503 plus 2598)(Line 25 above)	XXX	XXX	0	625,968
3001.	XXX	XXX		
3002.	XXX	XXX		
3003.	XXX	XXX		
3098. Summary of remaining write-ins for Line 30 from overflow page	XXX	XXX	0	0
3099. Totals (Lines 3001 through 3003 plus 3098)(Line 30 above)	XXX	XXX	0	0

STATEMENT OF REVENUE AND EXPENSES

	Current Year To Date		Prior Year To Date	Prior Year Ended December 31
	1 Uncovered	2 Total	3 Total	4 Total
1. Member Months	XXX	143,138	564,630	747,718
2. Net premium income (including \$0 non-health premium income).....	XXX	61,008,027	518,546,639	685,861,161
3. Change in unearned premium reserves and reserve for rate credits.....	XXX	(626,164)	(1,432,382)	(3,252,478)
4. Fee-for-service (net of \$0 medical expenses).....	XXX	0	0	0
5. Risk revenue	XXX	0	0	0
6. Aggregate write-ins for other health care related revenues	XXX	0	0	0
7. Aggregate write-ins for other non-health revenues	XXX	0	0	0
8. Total revenues (Lines 2 to 7)	XXX	60,381,863	517,114,257	682,608,683
Hospital and Medical:				
9. Hospital/medical benefits	0	44,730,711	357,648,639	482,690,255
10. Other professional services	0	12,378	341,616	489,138
11. Outside referrals	0	0	0	0
12. Emergency room and out-of-area	0	0	0	0
13. Prescription drugs	0	6,553,503	25,873,116	31,125,017
14. Aggregate write-ins for other hospital and medical	0	852	0	0
15. Incentive pool, withhold adjustments and bonus amounts	0	2,777,159	4,692,960	5,758,769
16. Subtotal (Lines 9 to 15)	0	54,074,603	388,556,331	520,063,179
Less:				
17. Net reinsurance recoveries	0	2,936,816	975,087	1,536,923
18. Total hospital and medical (Lines 16 minus 17)	0	51,137,787	387,581,244	518,526,256
19. Non-health claims (net)	0	0	0	0
20. Claims adjustment expenses, including \$2,293,205 cost containment expenses	0	4,352,015	18,285,540	32,478,263
21. General administrative expenses	0	6,245,922	53,076,664	57,136,120
22. Increase in reserves for life and accident and health contracts (including \$0 increase in reserves for life only)	0	(3,778,000)	831,000	8,746,290
23. Total underwriting deductions (Lines 18 through 22).....	0	57,957,724	459,774,447	616,886,929
24. Net underwriting gain or (loss) (Lines 8 minus 23)	XXX	2,424,139	57,339,810	65,721,754
25. Net investment income earned	0	902,954	3,325,603	4,097,221
26. Net realized capital gains (losses) less capital gains tax of \$379,361	0	645,072	1,223,453	1,514,711
27. Net investment gains (losses) (Lines 25 plus 26)	0	1,548,026	4,549,057	5,611,932
28. Net gain or (loss) from agents' or premium balances charged off [(amount recovered \$207,592) (amount charged off \$(1,053,240))].....	0	(845,648)	(712,035)	(1,101,186)
29. Aggregate write-ins for other income or expenses	0	0	0	0
30. Net income or (loss) after capital gains tax and before all other federal income taxes (Lines 24 plus 27 plus 28 plus 29)	XXX	3,126,517	61,176,831	70,232,500
31. Federal and foreign income taxes incurred	XXX	(335,238)	26,786,343	32,566,635
32. Net income (loss) (Lines 30 minus 31)	XXX	3,461,755	34,390,488	37,665,865
DETAILS OF WRITE-INS				
0601.	XXX			
0602.	XXX			
0603.	XXX			
0698. Summary of remaining write-ins for Line 6 from overflow page	XXX	0	0	0
0699. Totals (Lines 0601 through 0603 plus 0698)(Line 6 above)	XXX	0	0	0
0701.	XXX			
0702.	XXX			
0703.	XXX			
0798. Summary of remaining write-ins for Line 7 from overflow page	XXX	0	0	0
0799. Totals (Lines 0701 through 0703 plus 0798)(Line 7 above)	XXX	0	0	0
1401. Pharmacy Expenses	0	852	0	0
1402.				
1403.				
1498. Summary of remaining write-ins for Line 14 from overflow page	0	0	0	0
1499. Totals (Lines 1401 through 1403 plus 1498)(Line 14 above)	0	852	0	0
2901.				
2902.				
2903.				
2998. Summary of remaining write-ins for Line 29 from overflow page	0	0	0	0
2999. Totals (Lines 2901 through 2903 plus 2998)(Line 29 above)	0	0	0	0

STATEMENT OF REVENUE AND EXPENSES (Continued)

	1 Current Year to Date	2 Prior Year to Date	3 Prior Year Ended December 31
CAPITAL AND SURPLUS ACCOUNT			
33. Capital and surplus prior reporting year.....	78,495,881	134,850,948	134,850,948
34. Net income or (loss) from Line 32	3,461,755	34,390,488	37,665,865
35. Change in valuation basis of aggregate policy and claim reserves	0	0	0
36. Change in net unrealized capital gains (losses) less capital gains tax of \$ 0	7,115	12,380	6,604
37. Change in net unrealized foreign exchange capital gain or (loss)	0	0	0
38. Change in net deferred income tax	(1,411,350)	1,404,419	3,441,934
39. Change in nonadmitted assets	236,497	(3,146,758)	(969,470)
40. Change in unauthorized and certified reinsurance	0	0	0
41. Change in treasury stock	0	0	0
42. Change in surplus notes	0	0	0
43. Cumulative effect of changes in accounting principles.....	0	0	0
44. Capital Changes:			
44.1 Paid in	0	0	0
44.2 Transferred from surplus (Stock Dividend).....	0	0	0
44.3 Transferred to surplus.....	0	0	0
45. Surplus adjustments:			
45.1 Paid in	0	0	(1,459,871)
45.2 Transferred to capital (Stock Dividend)	0	0	0
45.3 Transferred from capital	0	0	0
46. Dividends to stockholders	0	(51,500,000)	(95,040,129)
47. Aggregate write-ins for gains or (losses) in surplus	2,000,504	0	0
48. Net change in capital & surplus (Lines 34 to 47)	4,294,521	(18,839,471)	(56,355,067)
49. Capital and surplus end of reporting period (Line 33 plus 48)	82,790,402	116,011,477	78,495,881
DETAILS OF WRITE-INS			
4701. Correction of Errors	2,000,504	0	0
4702.			
4703.			
4798. Summary of remaining write-ins for Line 47 from overflow page	0	0	0
4799. Totals (Lines 4701 through 4703 plus 4798)(Line 47 above)	2,000,504	0	0

CASH FLOW

	1 Current Year To Date	2 Prior Year To Date	3 Prior Year Ended December 31
Cash from Operations			
1. Premiums collected net of reinsurance	59,788,723	512,651,440	669,561,433
2. Net investment income	1,640,303	5,862,203	7,513,148
3. Miscellaneous income	0	0	0
4. Total (Lines 1 to 3)	61,429,026	518,513,643	677,074,581
5. Benefit and loss related payments	103,074,403	419,122,130	550,936,202
6. Net transfers to Separate Accounts, Segregated Accounts and Protected Cell Accounts	0	0	0
7. Commissions, expenses paid and aggregate write-ins for deductions	6,771,711	76,152,287	87,642,480
8. Dividends paid to policyholders	0	0	0
9. Federal and foreign income taxes paid (recovered) net of \$0 tax on capital gains (losses)	3,947,634	20,041,862	32,067,863
10. Total (Lines 5 through 9)	113,793,748	515,316,279	670,646,546
11. Net cash from operations (Line 4 minus Line 10)	(52,364,722)	3,197,364	6,428,035
Cash from Investments			
12. Proceeds from investments sold, matured or repaid:			
12.1 Bonds	67,828,904	83,974,415	147,082,268
12.2 Stocks	0	0	0
12.3 Mortgage loans	0	0	0
12.4 Real estate	0	0	0
12.5 Other invested assets	0	0	0
12.6 Net gains or (losses) on cash, cash equivalents and short-term investments	1	6	(224)
12.7 Miscellaneous proceeds	8,837	0	0
12.8 Total investment proceeds (Lines 12.1 to 12.7)	67,837,742	83,974,421	147,082,044
13. Cost of investments acquired (long-term only):			
13.1 Bonds	12,201,571	27,679,262	52,079,714
13.2 Stocks	0	0	0
13.3 Mortgage loans	0	0	0
13.4 Real estate	0	0	0
13.5 Other invested assets	0	0	0
13.6 Miscellaneous applications	4,184	853	22,947
13.7 Total investments acquired (Lines 13.1 to 13.6)	12,205,755	27,680,115	52,102,661
14. Net increase (or decrease) in contract loans and premium notes	0	0	0
15. Net cash from investments (Line 12.8 minus Line 13.7 and Line 14)	55,631,987	56,294,306	94,979,383
Cash from Financing and Miscellaneous Sources			
16. Cash provided (applied):			
16.1 Surplus notes, capital notes	0	0	0
16.2 Capital and paid in surplus, less treasury stock	0	0	(1,459,871)
16.3 Borrowed funds	0	0	0
16.4 Net deposits on deposit-type contracts and other insurance liabilities	0	0	0
16.5 Dividends to stockholders	0	51,500,000	95,040,129
16.6 Other cash provided (applied)	(13,358,449)	(2,848,500)	(2,829,123)
17. Net cash from financing and miscellaneous sources (Line 16.1 through Line 16.4 minus Line 16.5 plus Line 16.6)	(13,358,449)	(54,348,500)	(99,329,123)
RECONCILIATION OF CASH, CASH EQUIVALENTS AND SHORT-TERM INVESTMENTS			
18. Net change in cash, cash equivalents and short-term investments (Line 11, plus Lines 15 and 17) ..	(10,091,184)	5,143,169	2,078,295
19. Cash, cash equivalents and short-term investments:			
19.1 Beginning of year	16,073,735	13,995,440	13,995,440
19.2 End of period (Line 18 plus Line 19.1)	5,982,551	19,138,609	16,073,735

Note: Supplemental disclosures of cash flow information for non-cash transactions:

--	--	--	--

EXHIBIT OF PREMIUMS, ENROLLMENT AND UTILIZATION

	1 Total	Comprehensive (Hospital & Medical)		4 Medicare Supplement	5 Vision Only	6 Dental Only	7 Federal Employees Health Benefit Plan	8 Title XVIII Medicare	9 Title XIX Medicaid	10 Other
		2 Individual	3 Group							
Total Members at end of:										
1. Prior Year	61,385	2,998	4,159	0	0	0	0	54,228	0	0
2. First Quarter	16,055	11,316	4,739	0	0	0	0	0	0	0
3. Second Quarter	16,589	12,081	4,508	0	0	0	0	0	0	0
4. Third Quarter	16,922	12,570	4,352	0	0	0	0	0	0	0
5. Current Year	0	0	0	0	0	0	0	0	0	0
6. Current Year Member Months	143,138	102,061	41,150	0	0	0	0	(73)	0	0
Total Member Ambulatory Encounters for Period:										
7. Physician	100,006	78,327	21,679	0	0	0	0	0	0	0
8. Non-Physician	6,724	5,266	1,458	0	0	0	0	0	0	0
9. Total	106,730	83,593	23,137	0	0	0	0	0	0	0
10. Hospital Patient Days Incurred	3,020	2,267	753	0	0	0	0	0	0	0
11. Number of Inpatient Admissions	841	647	194	0	0	0	0	0	0	0
12. Health Premiums Written (a)	61,252,986	44,433,372	16,487,397	0	0	0	0	332,217	0	0
13. Life Premiums Direct	0	0	0	0	0	0	0	0	0	0
14. Property/Casualty Premiums Written	0	0	0	0	0	0	0	0	0	0
15. Health Premiums Earned	60,626,822	44,433,372	16,486,994	0	0	0	0	(293,544)	0	0
16. Property/Casualty Premiums Earned	0	0	0	0	0	0	0	0	0	0
17. Amount Paid for Provision of Health Care Services.....	105,051,519	38,730,638	12,803,621	0	0	0	0	53,517,260	0	0
18. Amount Incurred for Provision of Health Care Services	54,074,603	43,525,147	13,508,954	0	0	0	0	(2,959,498)	0	0

(a) For health premiums written: amount of Medicare Title XVIII exempt from state taxes or fees \$ 332,217

CLAIMS UNPAID AND INCENTIVE POOL, WITHHOLD AND BONUS (Reported and Unreported)

88

UNDERWRITING AND INVESTMENT EXHIBIT

ANALYSIS OF CLAIMS UNPAID - PRIOR YEAR - NET OF REINSURANCE

Line of Business	Claims Paid Year to Date		Liability End of Current Quarter		5 Claims Incurred in Prior Years (Columns 1 + 3)	6 Estimated Claim Reserve and Claim Liability December 31 of Prior Year
	1 On Claims Incurred Prior to January 1 of Current Year	2 On Claims Incurred During the Year	3 On Claims Unpaid Dec. 31 of Prior Year	4 On Claims Incurred During the Year		
1. Comprehensive (hospital and medical)	3,351,542	45,476,951	52,786	9,927,291	3,404,328	3,894,110
2. Medicare Supplement	0	0	0	0	0	0
3. Dental Only	0	0	0	0	0	0
4. Vision Only	0	0	0	0	0	0
5. Federal Employees Health Benefits Plan	0	0	0	0	0	0
6. Title XVIII - Medicare	46,946,234	0	4,576,342	0	51,522,576	70,340,412
7. Title XIX - Medicaid	0	0	0	0	0	0
8. Other health	0	0	0	0	0	0
9. Health subtotal (Lines 1 to 8)	50,297,776	45,476,951	4,629,128	9,927,291	54,926,904	74,234,522
10. Healthcare receivables (a)	6,323,174	1,395,479	0	86,038	6,323,174	20,068,694
11. Other non-health	0	0	0	0	0	0
12. Medical incentive pools and bonus amounts	6,573,093	95	866,516	7,191	7,439,609	4,669,735
13. Totals (Lines 9-10+11+12)	50,547,695	44,081,567	5,495,644	9,848,444	56,043,339	58,835,563

(a) Excludes \$ 0 loans or advances to providers not yet expensed.

NOTES TO FINANCIAL STATEMENTS

1. SUMMARY OF SIGNIFICANT ACCOUNTING POLICIES

A. Accounting Practices

The statutory basis financial statements of UnitedHealthcare of Ohio, Inc. (the “Company”) are presented on the basis of accounting practices prescribed and permitted by the Ohio Department of Insurance (the “Department”).

The Department recognizes only statutory accounting practices, prescribed and permitted by the State of Ohio, for determining and reporting the financial condition and results of operations of a health maintenance organization (“HMO”), for determining its solvency under Ohio Insurance Law. The state prescribes the use of the National Association of Insurance Commissioners’ (“NAIC”) Accounting Practices and Procedures manual (“NAIC SAP”) in effect for the accounting periods covered in the statutory basis financial statements.

No significant differences exist between the practices prescribed and permitted by the State of Ohio and those prescribed and permitted by the NAIC SAP which materially affect the statutory basis net income and capital and surplus, as illustrated in the table below:

	State of Domicile	September 30, 2016	December 31, 2015
Net Income			
(1) Company state basis	Ohio	\$ 3,461,755	\$ 37,665,865
(2) State prescribed practices that increase/(decrease) NAIC SAP: Not Applicable	Ohio	-	-
(3) State permitted practices that increase/(decrease) NAIC SAP: Not Applicable	Ohio	-	-
(4) NAIC SAP (1-2-3=4)	Ohio	\$ 3,461,755	\$ 37,665,865
Capital and Surplus			
(5) Company state basis	Ohio	\$ 82,790,402	\$ 78,495,881
(6) State prescribed practices that increase/(decrease) NAIC SAP: Not Applicable	Ohio	-	-
(7) State permitted practices that increase/(decrease) NAIC SAP: Not Applicable	Ohio	-	-
(8) NAIC SAP (5-6-7=8)	Ohio	\$ 82,790,402	\$ 78,495,881

B. Use of Estimates in the Preparation of the Statutory Basis Financial Statements

No significant change.

C. Accounting Policy

(1–5) No significant change.

(6) U.S. government and agency securities and corporate debt securities include loan-backed securities (mortgage-backed securities and asset-backed securities), which are valued using the retrospective adjustment methodology. Prepayment assumptions for the determination of the amortized cost of loan-backed securities are based on a three-month constant prepayment rate history obtained from external data source vendors. The Company’s investment policy limits investments in nonagency residential mortgage-backed securities, including home equity and sub-prime mortgages, to 10% of total cash and invested assets. Total combined investments in mortgage-backed securities and asset-backed securities cannot exceed more than 30% of total cash and invested assets.

(7–13) No significant change.

D. Going Concern

No significant change.

2. ACCOUNTING CHANGES AND CORRECTION OF ERRORS

No changes in accounting principles have been recorded as of September 30, 2016 or the year ended December 31, 2015.

During 2016, the Company determined that it had overstated claims adjustment expenses and general administrative expenses related to the calculation of management fees by \$3,077,698 for the year ended December 31, 2014. In addition, the federal income taxes incurred were understated by \$1,077,194 as a result of this error for the year ended December 31, 2014. Had the above adjustment been recorded to the 2014 statutory basis financial statements, the increase to net income and total capital and surplus would have been \$2,000,504, and the decrease to total assets and total liabilities would have been \$1,077,194 and \$3,077,698, respectively. In accordance with Statements of Statutory Accounting Principles ("SSAP") No. 3, Accounting Changes and Corrections of Errors, the correction is reported as an adjustment to unassigned surplus in the statutory basis statements of admitted assets, liabilities, and capital and surplus as of September 30, 2016.

3. BUSINESS COMBINATIONS AND GOODWILL

A–D. No significant change.

4. DISCONTINUED OPERATIONS

A. Discontinued Operation Disposed of or Classified as Held for Sale

- (1–5)** Effective January 1, 2016, the Company novated its Centers for Medicare and Medicaid Services ("CMS") contracts to an affiliate, UnitedHealthcare of Wisconsin, Inc. ("UHCWI"). The novation agreement resulted in full control of the contracts being transferred to UHCWI at \$0 net book value for dates of service on or after January 1, 2016. Approval for this novation was received from CMS and the Department. There was no transfer of assets or surplus as a result of the novation.

B. Change in Plan of Sale of Discontinued Operations — Not applicable.

C. Nature of any Significant Continuing Involvement with Discontinued Operations after Disposal

Not applicable.

D. Equity Interest Retained in the Discontinued Operation after Disposal — Not applicable.

5. INVESTMENTS AND OTHER INVESTED ASSETS

A. Mortgage Loans, including Mezzanine Real Estate Loans

No significant change.

B. Debt Restructuring

No significant change.

C. Reverse Mortgages

No significant change.

D. Loan-Backed Securities

- (1)** Loan-backed securities are valued using the retrospective adjustment methodology. Prepayment assumptions for the determination of the amortized cost of loan-backed securities are based on a three-month constant prepayment rate history obtained from external data source vendors.
- (2)** As of September 30, 2016, the Company has classified loan-backed securities that have other-than-temporary impairments ("OTTI") as intent to sell. For the remaining loan-backed securities, the Company has the intent and ability to retain the investment in the security for a period of time sufficient to recover the amortized cost basis and determined that the present value of cash flows to be collected is equal to or exceeds the amortized cost basis of the security. The table below illustrates aggregate OTTI recognized on loan-backed securities classified on the basis for the OTTI during 2016:

	1	2	3
	Amortized Cost Basis before Other-than-Temporary Impairment	Other-than-Temporary Impairment Recognized in Loss	Fair Value (1-2)
OTTI recognized, 1st Quarter			
a. Intent to sell	\$ 1,765,919	\$ 13,307	\$ 1,752,612
b. Inability or lack of intent to retain the investment in the security for a period of time sufficient to recover the amortized cost basis	-	-	-
c. Total 1st Quarter	<u>\$ 1,765,919</u>	<u>\$ 13,307</u>	<u>\$ 1,752,612</u>
OTTI recognized, 2nd Quarter			
d. Intent to sell	836,163	3,936	832,227
e. Inability or lack of intent to retain the investment in the security for a period of time sufficient to recover the amortized cost basis	-	-	-
f. Total 2nd Quarter	<u>\$ 836,163</u>	<u>\$ 3,936</u>	<u>\$ 832,227</u>
OTTI recognized, 3rd Quarter			
g. Intent to sell	-	-	-
h. Inability or lack of intent to retain the investment in the security for a period of time sufficient to recover the amortized cost basis	-	-	-
i. Total 3rd Quarter	<u>\$ -</u>	<u>\$ -</u>	<u>\$ -</u>
j. Annual aggregate total	<u>\$ 2,602,082</u>	<u>\$ 17,243</u>	<u>\$ 2,584,839</u>

As of September 30, 2016, the Company did not recognize any OTTI on loan-backed securities due to an inability or lack of intent to retain the investment in the security for a period of time sufficient to recover the amortized cost basis, or where the present value of cash flows expected to be collected is less than the amortized cost basis of the security.

(3) As of December 31, 2015, the Company did not have any loan-backed securities with an OTTI to report by CUSIP. The table below presents the loan-backed securities with OTTI for the nine months ended September 30, 2016 by CUSIP:

1	2	3	4	5	6	7
September 30, 2016						
CUSIP	Book/Adjusted Carrying Value Amortized Cost Before Current Period OTTI	Present Value of Projected Cash Flows	Recognized Other-than-Temporary Impairment	Amortized Cost After Other-than-Temporary Impairment	Fair Value at Time of OTTI	Date of Financial Statement Where Reported
07131RAA5	\$ 923,176	\$ 916,878	\$ 6,298	\$ 916,878	\$ 916,878	March 31, 2016
62405TAA5	842,743	835,734	7,009	835,734	835,734	March 31, 2016
62405TAA5	<u>836,163</u>	<u>832,227</u>	<u>3,936</u>	<u>832,227</u>	<u>832,227</u>	<u>June 30, 2016</u>
Total	<u>XXX</u>	<u>XXX</u>	<u>\$ 17,243</u>	<u>XXX</u>	<u>XXX</u>	<u>XXX</u>

- (4) The following table illustrates the fair value, gross unrealized losses, and length of time that the loan-backed securities have been in a continuous unrealized loss position as of September 30, 2016 and December 31, 2015:

	September 30, 2016
The aggregate amount of unrealized losses:	
1. Less than 12 months	\$ -
2. 12 Months or longer	1,676
The aggregate related fair value of securities with unrealized losses:	
1. Less than 12 months	-
2. 12 Months or longer	541,334
	December 31, 2015
The aggregate amount of unrealized losses:	
1. Less than 12 months	\$ 207,061
2. 12 Months or longer	66,785
The aggregate related fair value of securities with unrealized losses:	
1. Less than 12 months	17,311,501
2. 12 Months or longer	2,175,300

- (5) The Company believes that it will collect all principal and interest due on all investments that have an amortized cost in excess of fair value. The unrealized losses as of September 30, 2016 were primarily caused by interest rate increases and not by unfavorable changes in the credit ratings associated with these securities.

E. Repurchase Agreements and/or Securities Lending Transactions

No significant change.

F. Real Estate

No significant change.

G. Low-Income Housing Tax Credits

No significant change.

H. Restricted Assets

No significant change.

I. Working Capital Finance Investments

Not applicable.

J. Offsetting and Netting of Assets and Liabilities

The Company does not have any offsetting or netting of assets and liabilities as it relates to derivatives, repurchase and reverse repurchase agreements, and securities borrowing and securities lending activities.

K. Structured Notes

The Company does not have any structured notes.

6. JOINT VENTURES, PARTNERSHIPS, AND LIMITED LIABILITY COMPANIES

A–B. No significant change.

7. INVESTMENT INCOME

A–B. No significant change.

8. DERIVATIVE INSTRUMENTS

A–F. No significant change.

9. INCOME TAXES**A–G.** No significant change.

The provision for federal income taxes incurred is different from that which would be obtained by applying the statutory federal income tax rate of 35% to net gain before federal income taxes, and net realized capital gains primarily as a result of the annual health insurer fee under Section 9010 of the Patient Protection and Affordable Care Act (“ACA”) which is non-deductible for tax purposes. The Company is required to expense 100% of the estimated annual fee on January 1, 2016. The Company’s health insurer fee impact is \$628,730 in 2016, which was paid in September 2016.

The Company’s net deferred tax asset decreased \$1,411,350 from December 31, 2015 to September 30, 2016 as a result of the decrease in premium deficiency reserve (see Note 30) and nonadmitted asset changes. The change in net deferred income taxes, excluding the impact of the change in the premium deficiency reserve and nonadmitted assets, had a corresponding impact on the current federal income tax provision.

10. INFORMATION CONCERNING PARENT, SUBSIDIARIES, AND AFFILIATES**A–N. Material Related Party Transactions**

No significant change.

11. DEBT**A–B.** No significant change.**12. RETIREMENT PLANS, DEFERRED COMPENSATION, POSTEMPLOYMENT BENEFITS AND COMPENSATED ABSENCES, AND OTHER POSTRETIREMENT BENEFIT PLANS****A–I.** The Company has no defined benefit plans, defined contribution plans, multiemployer plans, consolidated/holding company plans, postemployment benefits, and compensated absences plans and is not impacted by the Medicare Modernization Act on postretirement benefits, since all personnel are employees of UHS which provides services to the Company under the terms of a management agreement.**13. CAPITAL AND SURPLUS, SHAREHOLDERS’ DIVIDEND RESTRICTIONS, AND QUASI-REORGANIZATIONS****(1–13)** No significant change.**14. LIABILITIES, CONTINGENCIES AND ASSESSMENTS****A–F.** No significant change.**15. LEASES****A–B.** No significant change.**16. INFORMATION ABOUT FINANCIAL INSTRUMENTS WITH OFF-BALANCE-SHEET RISK AND FINANCIAL INSTRUMENTS WITH CONCENTRATIONS OF CREDIT RISK****(1–4)** No significant change.**17. SALE, TRANSFER, AND SERVICING OF FINANCIAL ASSETS AND EXTINGUISHMENTS OF LIABILITIES****A.** The Company did not have any transfers of receivables reported as sales as of September 30, 2016 or December 31, 2015.**B.** The Company did not have any transfer and servicing of financial assets as of September 30, 2016 or December 31, 2015.**C.** No transactions involving wash sales of securities with an NAIC designation of 3 or below or unrated securities occurred as of September 30, 2016 or the year ended December 31, 2015.**18. GAIN OR LOSS TO THE REPORTING ENTITY FROM UNINSURED PLANS AND THE UNINSURED PORTION OF PARTIALLY INSURED PLANS****A–B.** No significant change.**C. Medicare or Other Similarly Structured Cost Based Reimbursement Contract**

The Medicare Part D program is a partially insured plan. The Company recorded a receivable in amounts receivable relating to uninsured plans in the statutory basis statements of admitted assets, liabilities, and capital and surplus of \$9,804,531 and \$10,155,104 as of September 30, 2016 and December 31, 2015,

respectively, for cost reimbursement under the Medicare Part D program for the catastrophic reinsurance and low-income member cost-sharing subsidies. The Company also recorded a receivable of \$0 and \$1,556,318 and a payable of \$27,975 and \$27,919 as of September 30, 2016 and December 31, 2015, respectively, for the Medicare Part D Coverage Gap Discount Program in amounts receivable relating to uninsured plans and liability for amounts held under uninsured plans, respectively, in the statutory basis statements of admitted assets, liabilities, and capital and surplus.

The Company receives payments from CMS under the ACA Cost Sharing Reductions (“CSR”) program designed to reduce copayments, deductibles, and coinsurance for lower-income members. There is no risk to the Company as a result of the CSR program. Overpayments from CMS are reported in liability for amounts held under uninsured plans and underpayments are reported in amounts receivable relating to uninsured plans in the statutory basis statements of admitted assets, liabilities, and capital and surplus. The Company has recorded a liability of \$504,407 and \$33,060 for the CSR program as of September 30, 2016 and December 31, 2015, respectively.

19. DIRECT PREMIUM WRITTEN/PRODUCED BY MANAGING GENERAL AGENTS/THIRD-PARTY ADMINISTRATORS

No significant change.

20. FAIR VALUE MEASUREMENT

The NAIC SAP defines fair value, establishes a framework for measuring fair value, and outlines the disclosure requirements related to fair value measurements. The fair value hierarchy is as follows:

Level 1 — Quoted (unadjusted) prices for identical assets in active markets.

Level 2 — Other observable inputs, either directly or indirectly, including:

- Quoted prices for similar assets in active markets;
- Quoted prices for identical or similar assets in nonactive markets (few transactions, limited information, noncurrent prices, high variability over time, etc.);
- Inputs other than quoted prices that are observable for the asset (interest rates, yield curves, volatilities, default rates, etc.);
- Inputs that are derived principally from or corroborated by other observable market data.

Level 3 — Unobservable inputs that cannot be corroborated by observable market data.

The estimated fair values of bonds, short-term investments, and preferred stocks are based on quoted market prices, where available. The Company obtains one price for each security primarily from a third-party pricing service (“pricing service”), which generally uses quoted prices or other observable inputs for the determination of fair value. The pricing service normally derives the security prices through recently reported trades for identical or similar securities, making adjustments through the reporting date based upon available observable market information. For securities not actively traded, the pricing service may use quoted market prices of comparable instruments or discounted cash flow analyses, incorporating inputs that are currently observable in the markets for similar securities. Inputs that are often used in the valuation methodologies include, but are not limited to, non-binding broker quotes, benchmark yields, credit spreads, default rates and prepayment speeds. As the Company is responsible for the determination of fair value, it performs quarterly analyses on the prices received from the pricing service to determine whether the prices are reasonable estimates of fair value. Specifically, the Company compares the prices received from the pricing service to a secondary pricing source; prices reported by its custodian, its investment consultant and third-party investment advisors. Additionally, the Company compares changes in the reported market values and returns to relevant market indices to test the reasonableness of the reported prices. The Company’s internal price verification procedures and review of fair value methodology documentation provided by independent pricing services have not historically resulted in an adjustment in the prices obtained from the pricing service.

In instances in which the inputs used to measure fair value fall into different levels of the fair value hierarchy, the fair value measurement has been determined based on the lowest-level input that is significant to the fair value measurement in its entirety. The Company’s assessment of the significance of a particular item to the fair value measurement in its entirety requires judgment, including the consideration of inputs specific to the asset or liability.

A. Fair Value

(1) Fair Value Measurements at Reporting Date

The following table presents information about the Company’s financial assets that are measured and reported at fair value at September 30, 2016 and December 31, 2015, in the statutory basis statements of admitted assets, liabilities, and capital and surplus according to the valuation techniques the Company used to determine their fair values:

Description for Each Class of Asset or Liability	September 30, 2016			
	(Level 1)	(Level 2)	(Level 3)	Total
a. Assets at fair value:				
Perpetual preferred stock:				
Industrial and misc	(a) \$ -	\$ 536,025	\$ -	\$ 536,025
Parent, subsidiaries, and affiliates	-	-	-	-
Total perpetual preferred stocks	-	536,025	-	536,025
Bonds:				
U.S. governments	-	-	-	-
Industrial and misc	-	-	-	-
Hybrid securities	-	-	-	-
Parent, subsidiaries, and affiliates	-	-	-	-
Total bonds	-	-	-	-
Common stock:				
Industrial and misc	-	-	-	-
Parent, subsidiaries, and affiliates	-	-	-	-
Total common stock	-	-	-	-
Derivative assets:				
Interest rate contracts	-	-	-	-
Foreign exchange contracts	-	-	-	-
Credit contracts	-	-	-	-
Commodity futures contracts	-	-	-	-
Commodity forward contracts	-	-	-	-
Total derivatives	-	-	-	-
Separate account assets	-	-	-	-
Total assets at fair value	\$ -	\$ 536,025	\$ -	\$ 536,025
b. Liabilities at fair value:				
Derivative liabilities	\$ -	\$ -	\$ -	\$ -
Total liabilities at fair value	\$ -	\$ -	\$ -	\$ -

STATEMENT AS OF SEPTEMBER 30, 2016 OF THE UnitedHealthcare of Ohio, Inc.

Description for Each Class of Asset or Liability	December 31, 2015			
	(Level 1)	(Level 2)	(Level 3)	Total
a. Assets at fair value:				
Perpetual preferred stock:				
Industrial and misc	(a) \$ -	\$ 528,910	\$ -	\$ 528,910
Parent, subsidiaries, and affiliates	-	-	-	-
Total perpetual preferred stocks	-	528,910	-	528,910
Bonds:				
U.S. governments	-	-	-	-
Industrial and misc	-	-	-	-
Hybrid securities	-	-	-	-
Parent, subsidiaries, and affiliates	-	-	-	-
Total bonds	-	-	-	-
Common stock:				
Industrial and misc	-	-	-	-
Parent, subsidiaries, and affiliates	-	-	-	-
Total common stock	-	-	-	-
Derivative assets:				
Interest rate contracts	-	-	-	-
Foreign exchange contracts	-	-	-	-
Credit contracts	-	-	-	-
Commodity futures contracts	-	-	-	-
Commodity forward contracts	-	-	-	-
Total derivatives	-	-	-	-
Separate account assets	-	-	-	-
Total assets at fair value	\$ -	\$ 528,910	\$ -	\$ 528,910
b. Liabilities at fair value:				
Derivative liabilities	\$ -	\$ -	\$ -	\$ -
Total liabilities at fair value	\$ -	\$ -	\$ -	\$ -

There were no transfers between Levels 1 and 2 during the nine months ended September 30, 2016 and the year ended December 31, 2015.

- (2) The Company does not have any financial assets with a fair value hierarchy of Level 3 that were measured and reported at fair value for the nine months ended September 30, 2016 and the year ended December 31, 2015.
- (3) Transfers between fair value hierarchy levels, if any, are recorded as of the beginning of the reporting period in which the transfer occurs. There were no transfers between Levels 1, 2 or 3 of any financial assets or liabilities during the nine months ended September 30, 2016 and the year ended December 31, 2015.
- (4) **Investments** — Fair values of debt and equity securities are based on quoted market prices, where available. The Company obtains one price for each security primarily from a third-party pricing service, which generally uses quoted prices or other observable inputs for the determination of fair value. The pricing service normally derives the security prices through recently reported trades for identical or similar securities, and, if necessary, makes adjustments through the reporting date based upon available observable market information. For securities not actively traded, the pricing service may use quoted market prices of comparable instruments or discounted cash flow analyses, incorporating inputs that are currently observable in the markets for similar securities. Inputs that are often used in the valuation methodologies include, but are not limited to, benchmark yields, credit spreads, default rates, prepayment speeds and non-binding broker quotes. As the Company is responsible for the determination of fair value, it performs quarterly analyses on the prices received from the pricing service to determine whether the prices are reasonable estimates of fair value. Specifically, the Company compares the prices received from the pricing service to prices reported by a secondary pricing source, such as its custodian, its investment consultant and third-party investment advisors. Additionally, the Company compares changes in the reported market values and returns to relevant market indices to test the reasonableness of the reported prices. The Company's internal price verification procedures and reviews of fair value methodology documentation provided by independent pricing services have not historically resulted in adjustment in the prices obtained from the pricing service.
- (5) The Company has no derivative assets and liabilities to disclose.

B. Fair Value Combination — Not applicable.

C. Aggregate Fair Value Hierarchy

The aggregate fair value by hierarchy of all financial instruments as of September 30, 2016 and December 31, 2015, is presented in the table below:

September 30, 2016						
Types of Financial Investment	Aggregate Fair Value	Admitted Assets	(Level 1)	(Level 2)	(Level 3)	Not Practicable (Carrying Value)
U.S. government and agency securities	\$ 9,755,501	\$ 9,583,052	\$ 1,972,824	\$ 7,782,677	\$ -	\$ -
State and agency municipal securities	7,851,065	7,756,538	-	7,851,065	-	-
City and county municipal securities	8,142,395	7,911,984	-	8,142,395	-	-
Corporate debt securities	14,311,952	13,797,968	-	14,311,952	-	-
Money-market funds	6,077,010	6,077,010	6,077,010	-	-	-
Equity	536,025	536,025	-	536,025	-	-
Total bonds, short-term investments, and equity	<u>\$ 46,673,948</u>	<u>\$ 45,662,577</u>	<u>\$ 8,049,834</u>	<u>\$ 38,624,114</u>	<u>\$ -</u>	<u>\$ -</u>
December 31, 2015						
Types of Financial Investment	Aggregate Fair Value	Admitted Assets	(Level 1)	(Level 2)	(Level 3)	Not Practicable (Carrying Value)
U.S. government and agency securities	\$ 16,488,407	\$ 16,385,193	\$ 1,537,856	\$ 14,950,551	\$ -	\$ -
State and agency municipal securities	19,076,218	18,828,078	-	19,076,218	-	-
City and county municipal securities	22,718,174	22,266,717	-	22,718,174	-	-
Corporate debt securities	36,555,509	36,561,593	-	36,555,509	-	-
Money-market funds	14,564,228	14,564,228	14,564,228	-	-	-
Equity	528,910	528,910	-	528,910	-	-
Total bonds, short-term investments, and equity	<u>\$ 109,931,446</u>	<u>\$ 109,134,719</u>	<u>\$ 16,102,084</u>	<u>\$ 93,829,362</u>	<u>\$ -</u>	<u>\$ -</u>

Included as Level 1 in U.S. government and agency securities in the fair value hierarchy tables above are U.S. Treasury securities of \$1,972,824 and \$1,537,856 as of September 30, 2016 and December 31, 2015, respectively.

There are no commercial paper investments included in corporate debt securities in the fair value hierarchy tables above as of September 30, 2016 and December 31, 2015.

D. Not Practicable to Estimate Fair Value — Not applicable.**21. OTHER ITEMS**

A–H. No significant change.

22. EVENTS SUBSEQUENT

No significant change.

23. REINSURANCE

A–D. No significant change.

24. RETROSPECTIVELY RATED CONTRACTS AND CONTRACTS SUBJECT TO REDETERMINATION

A–B. No significant change.

C. The Company has Medicare Part D risk-corridor amounts from CMS which are subject to a retrospectively rated feature related to Part D premiums. The Company has estimated accrued retrospective premiums related to certain Part D premiums based on guidelines determined by CMS. The formula is tiered and based on the bid medical loss ratio. The amount of Medicare Part D direct premiums written subject to this retrospectively rated feature was \$0 and \$45,987,367 representing, 0% and 6.7% of total direct premiums written as of September 30, 2016 and December 31, 2015, respectively.

The Company has risk-adjustment amounts from CMS which are subject to a redetermination feature related to Medicare premiums. The Company has estimated premium adjustments for changes to each member's health scores based on guidelines determined by CMS. The total amount of Medicare direct premiums written for which a portion is subject to redetermination features were \$0 and \$651,608,279 representing, 0% and 94.9% of total direct premiums written as of September 30, 2016 and December 31, 2015, respectively.

- D. The Company is required to maintain specific minimum loss ratios on the comprehensive commercial and Medicare lines of business. The Company's actual loss ratios on the comprehensive commercial and Medicare lines of business were in excess of the minimum requirements and as a result, no minimum medical loss ratio rebate liability was required to be established at September 30, 2016 and December 31, 2015.

E. Risk-Sharing Provisions of the Affordable Care Act

- (1) The Company has accident and health insurance premiums in 2016 subject to the risk-sharing provisions of the ACA.

The ACA imposed fees and premium stabilization provisions on health insurance issuers offering comprehensive commercial health insurance. The three premium stabilization programs are commonly referred to as the 3Rs – risk adjustment, reinsurance, and risk corridors.

Risk Adjustment – The permanent risk adjustment program, designed to mitigate the potential impact of adverse selection and provide stability for health insurance issuers, applies to all non-grandfathered plans not subject to transitional relief in the individual and small group markets both inside and outside of the insurance exchanges. Premium adjustments pursuant to the risk adjustment program are accounted for as premium subject to redetermination and user fees are accounted for as assessments.

Reinsurance – The transitional reinsurance program was designed to protect issuers in the individual market from an expected increase in large claims due to the elimination of preexisting condition limitations. The transitional reinsurance program is effective from 2014 through 2016 and applies to all issuers of major medical commercial products and third party administrators. Contributions attributable to enrollees in ACA compliant individual plans, including program administrative costs, are accounted for as ceded premium and payments received are accounted for as ceded benefit recoveries. The portion of the individual contributions earmarked for the U.S. Treasury is accounted for as an assessment. Contributions made for enrollees in fully insured plans other than ACA compliant individual plans, including program administrative costs and payments to the U.S. Treasury, are treated as assessments.

Risk Corridors – The temporary risk corridors program, designed to provide some aggregate protection against variability for issuers in the individual and small group markets during the period 2014 through 2016, applies to Qualified Health Plans in the individual and small group markets both inside and outside of the insurance exchanges. Premium adjustments pursuant to the risk corridors program are accounted for as premium adjustments for retrospectively rated contracts.

(2) The following table presents the current year impact of risk-sharing provisions of the ACA

a. Permanent ACA Risk Adjustment Program		September 30, 2016
<u>Assets</u>		
1. Premium adjustments receivable due to ACA Risk Adjustment	\$	4,237,768
<u>Liabilities</u>		
2. Risk adjustment user fees payable for ACA Risk Adjustment		16,844
3. Premium adjustments payable due to ACA Risk Adjustment		891,438
<u>Operations (Revenue & Expense)</u>		
4. Reported as revenue in premium for accident and health contracts (written/collected) due to ACA Risk Adjustment		2,352,193
5. Reported in expenses as ACA risk adjustment user fees (incurred/paid)		16,770
b. Transitional ACA Reinsurance Program		
<u>Assets</u>		
1. Amounts recoverable for claims paid due to ACA Reinsurance	\$	2,080,566
2. Amounts recoverable for claims unpaid due to ACA Reinsurance (Contra Liability)		416,058
3. Amounts receivable relating to uninsured plans for contributions for ACA Reinsurance		-
<u>Liabilities</u>		
4. Liabilities for contributions payable due to ACA Reinsurance - not reported as ceded premium		210,201
5. Ceded reinsurance premiums payable due to ACA Reinsurance		186,586
6. Liability for amounts held under uninsured plans contributions for ACA Reinsurance		-
<u>Operations (Revenue & Expense)</u>		
7. Ceded reinsurance premiums due to ACA Reinsurance		186,586
8. Reinsurance recoveries (income statement) due to ACA reinsurance payments or expected payments		2,936,817
9. ACA Reinsurance contributions - not reported as ceded premium		138,525
c. Temporary ACA Risk Corridors Program		
<u>Assets</u>		
1. Accrued retrospective premium due to ACA Risk Corridors	\$	-
<u>Liabilities</u>		
2. Reserve for rate credits or policy experience rating refunds due to ACA Risk Corridors		-
<u>Operations (Revenue & Expense)</u>		
3. Effect of ACA Risk Corridors on net premium income (paid/received)		-
4. Effect of ACA Risk Corridors on change in reserves for rate credits		-

STATEMENT AS OF SEPTEMBER 30, 2016 OF THE UnitedHealthcare of Ohio, Inc.

(3) The following table is a rollforward of prior year ACA risk-sharing provisions for asset and liability balances, along with reasons for adjustments to prior year balances.

					Differences		Adjustments		Unsettled Balances as of the Reporting Date		
	Accrued During the Prior Year on Business Written Before December 31 of the Prior Year		Received or Paid as of the Current Year on Business Written Before December 31 of the Prior Year		Prior Year Accrued Less Payments (Col 1-3)	Prior Year Accrued Less Payments (Col 2-4)	To Prior Year Balances	To Prior Year Balances	Ref	Cumulative Balance from Prior Years (Col 1-3+7)	Cumulative Balance from Prior Years (Col 2-4+8)
	1	2	3	4	5	6	7	8		9	10
	Receivable	(Payable)	Receivable	(Payable)	Receivable	(Payable)	Receivable	(Payable)		Receivable	(Payable)
a. Permanent ACA Risk Adjustment Program											
1. Premium adjustments receivable	\$ 2,627,445	\$ -	\$ 1,546,848	\$ -	\$ 1,080,597	\$ -	\$ 284,804	\$ -	A	\$ 1,365,402	\$ -
2. Premium adjustments (payable)	-	(379,779)	-	(293,319)	-	(86,460)	-	86,460	B	-	-
3. Subtotal ACA Permanent Risk Adjustment Program	2,627,445	(379,779)	1,546,848	(293,319)	1,080,597	(86,460)	284,804	86,460		1,365,402	-
b. Transitional ACA Reinsurance Program											
1. Amounts recoverable for claims paid	1,354,078	-	1,977,116	-	(623,038)	-	865,589	-	C	242,551	-
2. Amounts recoverable for claims unpaid (contra liability)	182,845	-	-	-	182,845	-	(182,845)	-	D	-	-
3. Amounts receivable relating to uninsured plans	-	-	-	-	-	-	-	-	E	-	-
4. Liabilities for contributions payable due to ACA Reinsurance - not reported as ceded premium	-	(204,600)	-	(132,924)	-	(71,676)	-	-	F	-	(71,676)
5. Ceded reinsurance premiums payable	-	(82,104)	-	(82,104)	-	-	-	-	G	-	-
6. Liability for amounts held under uninsured plans	-	-	-	-	-	-	-	-	H	-	-
7. Subtotal ACA Transitional Reinsurance Program	1,536,923	(286,704)	1,977,116	(215,028)	(440,193)	(71,676)	682,744	-		242,551	(71,676)
c. Temporary ACA Risk Corridors Program											
1. Accrued retrospective premium	-	-	-	-	-	-	-	-	I	-	-
2. Reserve for rate credits or policy experience rating refunds	-	-	-	-	-	-	-	-	J	-	-
3. Subtotal ACA Risk Corridors Program	-	-	-	-	-	-	-	-		-	-
d. Total for ACA Risk Sharing Provisions	\$ 4,164,368	\$ (666,483)	\$ 3,523,964	\$ (508,347)	\$ 640,404	\$ (158,136)	\$ 967,548	\$ 86,460		\$ 1,607,953	\$ (71,676)

Explanation of Adjustments

A. The 2015 December risk adjustment factor receivable was reported based on estimated state risk transfer factors for each state and risk pool utilizing paid claims data through October 31, 2015. The adjustments as of 9/30/2016 reflect true-ups based on the final CMS Summary Report on Transitional Reinsurance Payments and the Permanent Risk Adjustment Transfers for the 2015 Program Year and reflect the balance in accordance with the CMS cash settlement process at the state and market level.

B. The 2015 December risk adjustment factor payable was reported based on estimated state risk transfer factors for each state and risk pool utilizing paid claims data through October 31, 2015. The adjustments as of 9/30/2016 reflect true-ups based on the Final CMS Summary Report on Transitional Reinsurance Payments and the Permanent Risk Adjustment Transfers for the 2015 Program Year and reflect the balance in accordance with the CMS cash settlement process at the state and market level.

C. The adjustment to the amounts recoverable for paid claims was driven by the inclusion of 4 months of additional paid claims run out data from December 2015 to April 2016 as well as CMS increasing the reinsurance co-insurance rate from the previously published 50% to 55.1% in Q2 '16.

D. The adjustment to the amounts recoverable for claims unpaid reflects the HHS Reinsurance Program parameters which base the final reinsurance recovery amount only on 2015 incurred claims data paid through April 2016.

E. N/A

F. N/A

G. N/A

H. N/A

I. N/A

J. N/A

(4) The Company does not have any risk corridor receivables or payables to present in the table below.

					Differences		Adjustments		Unsettled Balances as of the Reporting Date		
	Accrued During the Prior Year on Business Written Before December 31 of the Prior Year		Received or Paid as of the Current Year on Business Written Before December 31 of the Prior Year		Prior Year Accrued Less Payments (Col 1-3)	Prior Year Accrued Less Payments (Col 2-4)	To Prior Year Balances	To Prior Year Balances	Ref	Cumulative Balance from Prior Years (Col 1-3+7)	Cumulative Balance from Prior Years (Col 2-4+8)
	1	2	3	4	5	6	7	8		9	10
	Receivable	(Payable)	Receivable	(Payable)	Receivable	(Payable)	Receivable	(Payable)		Receivable	(Payable)
Risk Corridors Program Year:											
a. 2014											
1. Accrued retrospective premium	\$ -	\$ -	\$ -	\$ -	\$ -	\$ -	\$ -	\$ -	A	\$ -	\$ -
2. Reserve for rate credits or policy experience rating refunds	-	-	-	-	-	-	-	-	B	-	-
b. 2015											
1. Accrued retrospective premium	-	-	-	-	-	-	-	-	C	-	-
2. Reserve for rate credits or policy experience rating refunds	-	-	-	-	-	-	-	-	D	-	-
c. 2016											
1. Accrued retrospective premium	-	-	-	-	-	-	-	-	E	-	-
2. Reserve for rate credits or policy experience rating refunds	-	-	-	-	-	-	-	-	F	-	-
d. Total for Risk Corridors	\$ -	\$ -	\$ -	\$ -	\$ -	\$ -	\$ -	\$ -		\$ -	\$ -

Explanation of Adjustments

A.

B.

C.

D.

E.

F.

(5) The following table discloses ACA risk corridor receivable balances by risk corridor program year.

	1	2	3	4	5	6
Risk Corridors Program Year:	Estimated Amount to be Filed or Final Amount Filed with CMS	Non-Accrued Amounts for Impairment or Other Reasons	Amounts received from CMS	Asset Balance (Gross of Non-admissions) (1-2-3)	Non-admitted Amount	Net Admitted Asset (4-5)
a. 2014	\$ -	\$ -	\$ -	\$ -	\$ -	\$ -
b. 2015	902,297	902,297	-	-	-	-
c. 2016	4,377,461	4,377,461	-	-	-	-
d. Total (a+b+c)	\$ 5,279,758	\$ 5,279,758	\$ -	\$ -	\$ -	\$ -

25. CHANGE IN INCURRED CLAIMS AND CLAIMS ADJUSTMENT EXPENSES

Changes in estimates related to the prior year incurred claims are included in total hospital and medical expenses in the current year in the statutory basis statements of operations. The following tables disclose paid claims, incurred claims, and the balance in the claims unpaid, accrued medical incentive pool and bonus amounts, aggregate health claim reserves, health care receivable and reinsurance recoverable at September 30, 2016 and December 31, 2015:

	September 30, 2016		
	Current Year Incurred Claims	Prior Years Incurred Claims	Total
Beginning of year claim reserve	\$ -	\$ (78,904,258)	\$ (78,904,258)
Paid claims—net of health care receivable and reinsurance recoveries collected	47,315,060	55,759,343	103,074,403
End of year claim reserve	<u>9,934,482</u>	<u>5,495,644</u>	<u>15,430,126</u>
Incurred claims excluding the change in health care receivable and reinsurance recoverables as presented below	57,249,542	(17,649,271)	39,600,271
Beginning of year health care receivable	-	21,422,773	21,422,773
End of year health care receivable and reinsurance recoverables	<u>(3,319,531)</u>	<u>(6,565,726)</u>	<u>(9,885,257)</u>
Total incurred claims	<u>\$ 53,930,011</u>	<u>\$ (2,792,224)</u>	<u>\$ 51,137,787</u>

	December 31, 2015		
	Current Year Incurred Claims	Prior Years Incurred Claims	Total
Beginning of year claim reserve	\$ -	\$ (111,050,688)	\$ (111,050,688)
Paid claims—net of health care receivable collected	473,355,876	77,580,326	550,936,202
End of year claim reserve	<u>75,314,088</u>	<u>3,590,170</u>	<u>78,904,258</u>
Incurred claims excluding the change in health care receivable and reinsurance recoverables as presented below	548,669,964	(29,880,192)	518,789,772
Beginning of year health care receivable	-	21,159,256	21,159,256
End of year health care receivable and reinsurance recoverables	<u>(18,011,198)</u>	<u>(3,411,574)</u>	<u>(21,422,772)</u>
Total incurred claims	<u>\$ 530,658,766</u>	<u>\$ (12,132,510)</u>	<u>\$ 518,526,256</u>

The liabilities for claims unpaid, accrued medical incentive pool and bonus amounts, aggregate health claim reserves, net of health care receivable as of December 31, 2015 was \$57,481,485. As of September 30, 2016, \$55,759,343 has been paid for incurred claims attributable to insured events of prior years. Reserves remaining for prior years, net of healthcare receivable, excluding provider loans and advances, and reinsurance recoverable are approximately \$1,070,082 as a result of re-estimation of unpaid claims. Therefore, there has been approximately \$2,792,224 favorable prior year development since December 31, 2015 to September 30, 2016. The primary drivers consist of favorable development as a result of a change in the provision for adverse deviations in experience of \$3,590,341 and provider settlement & reinsurance of \$3,402,636 offset by unfavorable \$2,697,699 due to an increase in risk share reserves and development of \$1,614,721 in retroactivity for inpatient, outpatient, physician, and pharmacy claims.

At December 31, 2015, the Company recorded \$12,132,510 of favorable development related to favorable development as a result of a change in the provision for adverse deviations in experience of \$4,454,859 and by favorable development of \$10,439,924 in retroactivity for inpatient, outpatient, physician, and pharmacy claims.

STATEMENT AS OF SEPTEMBER 30, 2016 OF THE UnitedHealthcare of Ohio, Inc.

Original estimates are increased or decreased, as additional information becomes known regarding individual claims, including the medical loss ratio rebate accruals. Included in this unfavorable development is the impact related to retrospectively rated policies, which also has a corresponding impact on medical loss ratio rebates. As a result of the prior year effects, on a regular basis, the Company adjusts revenue and the corresponding liability and/or receivable related to retrospectively rated policies and the impact of the change is included as a component of change in unearned premium reserves and reserve for rate credits in the statutory basis statements of operations.

The Company incurred claims adjustment expenses of \$4,352,015 and \$32,478,263 for the nine months ended September 30, 2016 and the year ended December 31, 2015, respectively. These costs are included in the management service fees paid by the Company to UHS as a part of its management agreement. The following tables disclose paid claims adjustment expense ("CAE"), incurred CAE, and the balance in the unpaid claim adjustment expenses reserve for the nine months ended September 30, 2016 and the year ended December 31, 2015:

	September 30, 2016	December 31, 2015
Total claims adjustment expenses incurred	\$ 4,352,015	\$ 32,478,263
Less current year unpaid claims adjustment expenses	(99,512)	(786,908)
Add prior year unpaid claims adjustment expenses	<u>786,908</u>	<u>1,073,447</u>
Total claims adjustment expenses paid	<u>\$ 5,039,411</u>	<u>\$ 32,764,802</u>

26. INTERCOMPANY POOLING ARRANGEMENTS

A–G. No significant change.

27. STRUCTURED SETTLEMENTS

A–B. No significant change.

28. HEALTH CARE AND OTHER AMOUNTS RECEIVABLE

A. Pharmacy rebates receivable are recorded when reasonably estimated or billed by the affiliated pharmaceutical benefit manager in accordance with pharmaceutical rebate contract provisions. Information used to support rebates billed to the manufacturer is based on utilization information gathered by the pharmaceutical benefit manager and adjusted for significant changes in pharmaceutical contract provisions.

The Company evaluates admissibility of all pharmacy rebates receivable based on the administration of each underlying pharmaceutical benefit management agreement. The Company has non-admitted all pharmacy rebates receivable that do not meet the admissibility criteria of SSAP No. 84, *Certain Health Care Receivables and Receivables under Government Insured Plans* ("SSAP No.84") from the statutory basis statements of admitted assets, liabilities, and capital and surplus.

For each pharmaceutical management agreement for which a portion of the total pharmacy rebates receivable can be admitted based on the admissibility criteria of SSAP No. 84, the transaction history is summarized as follows:

Quarter	Estimated Pharmacy Rebates as Reported on Financial Statements	Pharmacy Rebates as Billed or Otherwise Confirmed	Actual Rebates Received within 90 Days of Billing	Actual Rebates Received within 91 to 180 Days of Billing	Actual Rebates Received More than 180 Days After Billing
9/30/2016	\$ 1,016,347	\$ -	\$ -	\$ -	\$ -
6/30/2016	862,847	848,334	635,144	-	-
3/31/2016	649,503	634,155	152,471	446,933	-
12/31/2015	10,973,785	11,014,020	9,558,907	1,309,683	(45,770)
9/30/2015	10,707,164	10,738,018	8,969,071	634,954	1,032,645
6/30/2015	10,295,927	10,319,148	8,394,468	1,378,191	420,927
3/31/2015	9,549,557	9,534,188	7,506,915	1,427,706	551,402
12/31/2014	10,527,745	10,516,780	8,631,793	1,449,120	346,381
9/30/2014	10,091,967	10,010,930	8,007,321	1,640,346	371,307
6/30/2014	9,758,356	9,624,531	7,722,612	1,449,064	441,182
3/31/2014	9,431,855	9,289,538	7,515,101	1,444,949	295,707
12/31/2013	11,745,337	11,439,922	10,255,743	847,696	325,120

Of the amount reported as health care and other amounts receivable, \$1,048,793 and \$14,831,581 relates to pharmacy rebates receivable as of September 30, 2016 and December 31, 2015, respectively. This decrease is primarily due to decreased membership.

B. No significant change.

29. PARTICIPATING POLICIES

No significant change.

30. PREMIUM DEFICIENCY RESERVES

The following table summarizes the Company’s premium deficiency reserves as of September 30, 2016 and December 31, 2015:

	September 30, 2016
1. Liability carried for premium deficiency reserves	\$ 4,968,290
2. Date of the most recent evaluation of this liability	9/30/2016
3. Was anticipated investment income utilized in this calculation?	Yes <input checked="" type="checkbox"/> No <input type="checkbox"/>
	December 31, 2015
1. Liability carried for premium deficiency reserves	\$ 8,746,290
2. Date of the most recent evaluation of this liability	12/31/2015
3. Was anticipated investment income utilized in this calculation?	Yes <input checked="" type="checkbox"/> No <input type="checkbox"/>

Premium deficiency reserves are included in aggregate health policy reserves in the statutory basis statements of admitted assets, liabilities and capital and surplus and in increase in reserves for accident and health contracts in the statutory basis statements of operations.

31. ANTICIPATED SALVAGE AND SUBROGATION

No significant change.

STATEMENT AS OF SEPTEMBER 30, 2016 OF THE UnitedHealthcare of Ohio, Inc.

GENERAL INTERROGATORIES

PART 1 - COMMON INTERROGATORIES

GENERAL

- 1.1

Did the reporting entity experience any material transactions requiring the filing of Disclosure of Material Transactions with the State of Domicile, as required by the Model Act?

Yes [☐] No [☒]
- 1.2

If yes, has the report been filed with the domiciliary state?

Yes [☐] No [☐]
- 2.1

Has any change been made during the year of this statement in the charter, by-laws, articles of incorporation, or deed of settlement of the reporting entity?

Yes [☐] No [☒]
- 2.2

If yes, date of change:
- 3.1

Is the reporting entity a member of an Insurance Holding Company System consisting of two or more affiliated persons, one or more of which is an insurer?

If yes, complete Schedule Y, Parts 1 and 1A.

Yes [☒] No [☐]
- 3.2

Have there been any substantial changes in the organizational chart since the prior quarter end?

Yes [☒] No [☐]
- 3.3

If the response to 3.2 is yes, provide a brief description of those changes.

July 1, 2016 AmeriChoice of Connecticut, Inc., a Connecticut corporation, merged with and into Oxford Health Plans (CT), Inc., a Connecticut corporation.

July 1, 2016 Catamaran Insurance Company of Ohio, Inc. changed its name to Optum Insurance of Ohio, Inc.

August 3, 2016 Project Z Merger Sub, Inc., a Delaware corporation, was formed as a wholly owned subsidiary of WellMed Medical Management, Inc., a Texas corporation.

August 18, 2016 Optum Global Finance (Ireland) Unlimited Company, an Irish company, was formed as a 100% subsidiary of Optum Global Solutions (Ireland) Limited, an Irish company.

September 1, 2016 North American Medical Management California, Inc., a Tennessee corporation, acquired 100% of the equity interests of Empire Physician Management Co, LLC, a California limited liability company.

September 30, 2016 Project Z Merger Sub, Inc., a Delaware corporation, merged with and into USMD Holdings, Inc., a Delaware corporation, with USMD Holdings, Inc. being the surviving corporation in the merger. As a result, USMD Holdings, Inc. became a wholly owned subsidiary of WellMed Medical Management, Inc.
- 4.1

Has the reporting entity been a party to a merger or consolidation during the period covered by this statement?

Yes [☐] No [☒]
- 4.2

If yes, provide the name of the entity, NAIC Company Code, and state of domicile (use two letter state abbreviation) for any entity that has ceased to exist as a result of the merger or consolidation.

1 Name of Entity	2 NAIC Company Code	3 State of Domicile
5.

If the reporting entity is subject to a management agreement, including third-party administrator(s), managing general agent(s), attorney-in-fact, or similar agreement, have there been any significant changes regarding the terms of the agreement or principals involved?

If yes, attach an explanation.

Yes [☐] No [☒] N/A [☐]
- 6.1

State as of what date the latest financial examination of the reporting entity was made or is being made.

12/31/2014
- 6.2

State the as of date that the latest financial examination report became available from either the state of domicile or the reporting entity. This date should be the date of the examined balance sheet and not the date the report was completed or released.

12/31/2014
- 6.3

State as of what date the latest financial examination report became available to other states or the public from either the state of domicile or the reporting entity. This is the release date or completion date of the examination report and not the date of the examination (balance sheet date).

05/05/2016
- 6.4

By what department or departments?

Ohio Department of Insurance
- 6.5

Have all financial statement adjustments within the latest financial examination report been accounted for in a subsequent financial statement filed with Departments?

Yes [☐] No [☐] N/A [☒]
- 6.6

Have all of the recommendations within the latest financial examination report been complied with?

Yes [☐] No [☐] N/A [☒]
- 7.1

Has this reporting entity had any Certificates of Authority, licenses or registrations (including corporate registration, if applicable) suspended or revoked by any governmental entity during the reporting period?

Yes [☐] No [☒]
- 7.2

If yes, give full information:
- 8.1

Is the company a subsidiary of a bank holding company regulated by the Federal Reserve Board?

Yes [☐] No [☒]
- 8.2

If response to 8.1 is yes, please identify the name of the bank holding company.
- 8.3

Is the company affiliated with one or more banks, thrifts or securities firms?

Yes [☒] No [☐]
- 8.4

If response to 8.3 is yes, please provide below the names and location (city and state of the main office) of any affiliates regulated by a federal regulatory services agency [i.e. the Federal Reserve Board (FRB), the Office of the Comptroller of the Currency (OCC), the Federal Deposit Insurance Corporation (FDIC) and the Securities Exchange Commission (SEC)] and identify the affiliate's primary federal regulator.

1 Affiliate Name	2 Location (City, State)	3 FRB	4 OCC	5 FDIC	6 SEC
Optum Bank, Inc.	Salt Lake City, UT	NO.....	NO.....	YES.....	NO.....

GENERAL INTERROGATORIES

- 9.1

Are the senior officers (principal executive officer, principal financial officer, principal accounting officer or controller, or persons performing similar functions) of the reporting entity subject to a code of ethics, which includes the following standards?
(a) Honest and ethical conduct, including the ethical handling of actual or apparent conflicts of interest between personal and professional relationships;
(b) Full, fair, accurate, timely and understandable disclosure in the periodic reports required to be filed by the reporting entity;
(c) Compliance with applicable governmental laws, rules and regulations;
(d) The prompt internal reporting of violations to an appropriate person or persons identified in the code; and
(e) Accountability for adherence to the code.

Yes [X] No []
- 9.11

If the response to 9.1 is No, please explain:
- 9.2

Has the code of ethics for senior managers been amended?

Yes [] No [X]
- 9.21

If the response to 9.2 is Yes, provide information related to amendment(s).
- 9.3

Have any provisions of the code of ethics been waived for any of the specified officers?

Yes [] No [X]
- 9.31

If the response to 9.3 is Yes, provide the nature of any waiver(s).

FINANCIAL

- 10.1

Does the reporting entity report any amounts due from parent, subsidiaries or affiliates on Page 2 of this statement?

Yes [X] No []
- 10.2

If yes, indicate any amounts receivable from parent included in the Page 2 amount:

\$.....13,443,609

INVESTMENT

- 11.1

Were any of the stocks, bonds, or other assets of the reporting entity loaned, placed under option agreement, or otherwise made available for use by another person? (Exclude securities under securities lending agreements.)

Yes [] No [X]
- 11.2

If yes, give full and complete information relating thereto:
12.

Amount of real estate and mortgages held in other invested assets in Schedule BA:

\$.....0
13.

Amount of real estate and mortgages held in short-term investments:

\$.....0
- 14.1

Does the reporting entity have any investments in parent, subsidiaries and affiliates?

Yes [] No [X]
- 14.2

If yes, please complete the following:
- | | 1 | 2 |
|---|---|--|
| | Prior Year-End
Book/Adjusted
Carrying Value | Current Quarter
Book/Adjusted
Carrying Value |
| 14.21 Bonds | \$.....0 | \$.....0 |
| 14.22 Preferred Stock | \$.....0 | \$.....0 |
| 14.23 Common Stock | \$.....0 | \$.....0 |
| 14.24 Short-Term Investments | \$.....0 | \$.....0 |
| 14.25 Mortgage Loans on Real Estate | \$.....0 | \$.....0 |
| 14.26 All Other | \$.....0 | \$.....0 |
| 14.27 Total Investment in Parent, Subsidiaries and Affiliates (Subtotal Lines 14.21 to 14.26) | \$.....0 | \$.....0 |
| 14.28 Total Investment in Parent included in Lines 14.21 to 14.26 above | \$.....0 | \$.....0 |
- 15.1

Has the reporting entity entered into any hedging transactions reported on Schedule DB?

Yes [] No [X]
- 15.2

If yes, has a comprehensive description of the hedging program been made available to the domiciliary state?
If no, attach a description with this statement.

Yes [] No []

STATEMENT AS OF SEPTEMBER 30, 2016 OF THE UnitedHealthcare of Ohio, Inc.

GENERAL INTERROGATORIES

16. For the reporting entity's security lending program, state the amount of the following as of the current statement date:
- 16.1 Total fair value of reinvested collateral assets reported on Schedule DL, Parts 1 and 2

\$0
- 16.2 Total book adjusted/carrying value of reinvested collateral assets reported on Schedule DL, Parts 1 and 2

\$0
- 16.3 Total payable for securities lending reported on the liability page

\$0

17. Excluding items in Schedule E - Part 3 - Special Deposits, real estate, mortgage loans and investments held physically in the reporting entity's offices, vaults or safety deposit boxes, were all stocks, bonds and other securities, owned throughout the current year held pursuant to a custodial agreement with a qualified bank or trust company in accordance with Section 1, III - General Examination Considerations, F. Outsourcing of Critical Functions, Custodial or Safekeeping Agreements of the NAIC Financial Condition Examiners Handbook? Yes ☒ No ☐
- 17.1 For all agreements that comply with the requirements of the NAIC Financial Condition Examiners Handbook, complete the following:

1 Name of Custodian(s)	2 Custodian Address
Northern Trust	50 S. LaSalle, Chicago, IL 60675
Bank of New York Mellon	Global Liquidity Services, 1 Wall St, 14th Floor, New York, NY 10286

- 17.2 For all agreements that do not comply with the requirements of the NAIC Financial Condition Examiners Handbook, provide the name, location and a complete explanation:

1 Name(s)	2 Location(s)	3 Complete Explanation(s)

- 17.3 Have there been any changes, including name changes, in the custodian(s) identified in 17.1 during the current quarter? Yes ☐ No ☒
- 17.4 If yes, give full information relating thereto:

1 Old Custodian	2 New Custodian	3 Date of Change	4 Reason

- 17.5 Identify all investment advisors, brokers/dealers or individuals acting on behalf of broker/dealers that have access to the investment accounts, handle securities and have authority to make investments on behalf of the reporting entity:

1 Central Registration Depository	2 Name(s)	3 Address
107105	BlackRock Financial Management, Inc.	55 East 52nd Street, NY, NY 10055
107038	JPMorgan Investment Management Inc.	245 Park Avenue New York, NY 10167

- 18.1 Have all the filing requirements of the Purposes and Procedures Manual of the NAIC Investment Analysis Office been followed? Yes ☒ No ☐
- 18.2 If no, list exceptions:

GENERAL INTERROGATORIES

PART 2 - HEALTH

1.

Operating Percentages:

1.1 A&H loss percent

88.5 %

1.2 A&H cost containment percent

3.8 %

1.3 A&H expense percent excluding cost containment expenses

13.8 %
- 2.1

Do you act as a custodian for health savings accounts?

Yes [] No [X]
- 2.2

If yes, please provide the amount of custodial funds held as of the reporting date

\$.0
- 2.3

Do you act as an administrator for health savings accounts?

Yes [] No [X]
- 2.4

If yes, please provide the balance of the funds administered as of the reporting date

\$.0

STATEMENT AS OF SEPTEMBER 30, 2016 OF THE UnitedHealthcare of Ohio, Inc.

SCHEDULE S - CEDED REINSURANCE

Showing All New Reinsurance Treaties - Current Year to Date

[illegible]

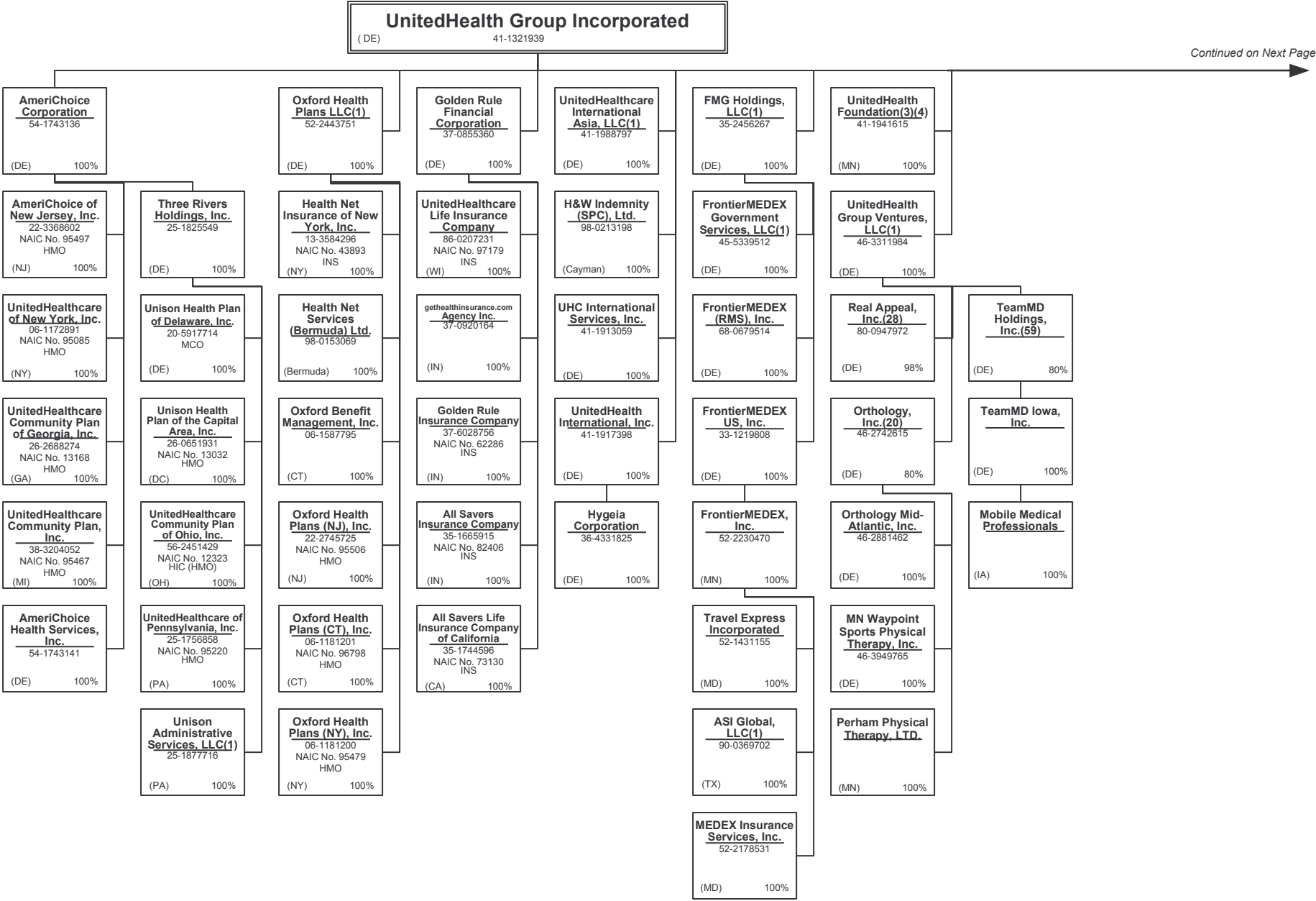
SCHEDULE T - PREMIUMS AND OTHER CONSIDERATIONS

Current Year to Date - Allocated by States and Territories

		1	Direct Business Only							
		2	3	4	5	6	7	8	9	
States, etc.		Active Status	Accident and Health Premiums	Medicare Title XVIII	Medicaid Title XIX	Federal Employees Health Benefits Program Premiums	Life and Annuity Premiums & Other Considerations	Property/ Casualty Premiums	Total Columns 2 Through 7	Deposit-Type Contracts
1.	Alabama	AL	N	0	0	0	0	0	0	0
2.	Alaska	AK	N	0	0	0	0	0	0	0
3.	Arizona	AZ	N	0	0	0	0	0	0	0
4.	Arkansas	AR	N	0	0	0	0	0	0	0
5.	California	CA	N	0	0	0	0	0	0	0
6.	Colorado	CO	N	0	0	0	0	0	0	0
7.	Connecticut	CT	N	0	0	0	0	0	0	0
8.	Delaware	DE	N	0	0	0	0	0	0	0
9.	District of Columbia	DC	N	0	0	0	0	0	0	0
10.	Florida	FL	N	0	0	0	0	0	0	0
11.	Georgia	GA	N	0	0	0	0	0	0	0
12.	Hawaii	HI	N	0	0	0	0	0	0	0
13.	Idaho	ID	N	0	0	0	0	0	0	0
14.	Illinois	IL	N	0	0	0	0	0	0	0
15.	Indiana	IN	N	0	0	0	0	0	0	0
16.	Iowa	IA	N	0	0	0	0	0	0	0
17.	Kansas	KS	N	0	0	0	0	0	0	0
18.	Kentucky	KY	L	11,964,321	(52,832)	0	0	0	11,911,489	0
19.	Louisiana	LA	N	0	0	0	0	0	0	0
20.	Maine	ME	N	0	0	0	0	0	0	0
21.	Maryland	MD	N	0	0	0	0	0	0	0
22.	Massachusetts	MA	N	0	0	0	0	0	0	0
23.	Michigan	MI	N	0	0	0	0	0	0	0
24.	Minnesota	MN	N	0	0	0	0	0	0	0
25.	Mississippi	MS	N	0	0	0	0	0	0	0
26.	Missouri	MO	N	0	0	0	0	0	0	0
27.	Montana	MT	N	0	0	0	0	0	0	0
28.	Nebraska	NE	N	0	0	0	0	0	0	0
29.	Nevada	NV	N	0	0	0	0	0	0	0
30.	New Hampshire	NH	N	0	0	0	0	0	0	0
31.	New Jersey	NJ	N	0	0	0	0	0	0	0
32.	New Mexico	NM	N	0	0	0	0	0	0	0
33.	New York	NY	N	0	0	0	0	0	0	0
34.	North Carolina	NC	N	0	0	0	0	0	0	0
35.	North Dakota	ND	N	0	0	0	0	0	0	0
36.	Ohio	OH	L	48,956,448	385,049	0	0	0	49,341,497	0
37.	Oklahoma	OK	N	0	0	0	0	0	0	0
38.	Oregon	OR	N	0	0	0	0	0	0	0
39.	Pennsylvania	PA	N	0	0	0	0	0	0	0
40.	Rhode Island	RI	N	0	0	0	0	0	0	0
41.	South Carolina	SC	N	0	0	0	0	0	0	0
42.	South Dakota	SD	N	0	0	0	0	0	0	0
43.	Tennessee	TN	N	0	0	0	0	0	0	0
44.	Texas	TX	N	0	0	0	0	0	0	0
45.	Utah	UT	N	0	0	0	0	0	0	0
46.	Vermont	VT	N	0	0	0	0	0	0	0
47.	Virginia	VA	N	0	0	0	0	0	0	0
48.	Washington	WA	N	0	0	0	0	0	0	0
49.	West Virginia	WV	N	0	0	0	0	0	0	0
50.	Wisconsin	WI	N	0	0	0	0	0	0	0
51.	Wyoming	WY	N	0	0	0	0	0	0	0
52.	American Samoa	AS	N	0	0	0	0	0	0	0
53.	Guam	GU	N	0	0	0	0	0	0	0
54.	Puerto Rico	PR	N	0	0	0	0	0	0	0
55.	U.S. Virgin Islands	VI	N	0	0	0	0	0	0	0
56.	Northern Mariana Islands	MP	N	0	0	0	0	0	0	0
57.	Canada	CAN	N	0	0	0	0	0	0	0
58.	Aggregate Other Aliens	OT	XXX	0	0	0	0	0	0	0
59.	Subtotal	XXX	60,920,769	332,217	0	0	0	0	61,252,986	0
60.	Reporting Entity Contributions for Employee Benefit Plans	XXX	0	0	0	0	0	0	0	0
61.	Totals (Direct Business)	(a) 2	60,920,769	332,217	0	0	0	0	61,252,986	0
DETAILS OF WRITE-INS										
58001.		XXX								
58002.		XXX								
58003.		XXX								
58998.	Summary of remaining write-ins for Line 58 from overflow page	XXX	0	0	0	0	0	0	0	0
58999.	Totals (Lines 58001 through 58003 plus 58998)(Line 58 above)	XXX	0	0	0	0	0	0	0	0

(L) Licensed or Chartered - Licensed Insurance Carrier or Domiciled RRG; (R) Registered - Non-domiciled RRGs; (Q) Qualified - Qualified or Accredited Reinsurer; (E) Eligible - Reporting Entities eligible or approved to write Surplus Lines in the state; (N) None of the above - Not allowed to write business in the state.
(a) Insert the number of L responses except for Canada and Other Alien.
Premiums are allocated by state based on geographic market.

SCHEDULE Y – INFORMATION CONCERNING ACTIVITIES OF INSURER MEMBERS OF A HOLDING COMPANY GROUP
PART 1 – ORGANIZATIONAL CHART



Continued from Previous Page

UnitedHealth Group Incorporated
(DE) 41-1321939

UnitedHealth Group International GP
98-1079826
(Cayman) 100%

UnitedHealth Group International L.P.(37)
98-1080118
(Cayman) 84.9843%

United HealthCare Services, Inc.
41-1289245
See Associated Pages

Amil Assistência Médica Internacional S.A.(40)
(Brazil) 90.23%

UnitedHealthcare International I S.à.r.l.
98-1079595
(Luxembourg) 100%

Hygeia Corporation (Ontario)
98-1099968
(Canada-ON) 100%

UnitedHealthcare International I B.V.
98-1100512
(Netherlands) 100%

UnitedHealthcare Europe S.à.r.l.
98-1199879
(Luxembourg) 100%

UnitedHealthcare International III S.à.r.l.(39)
98-1077436
(Luxembourg) 65%

UnitedHealthcare International IV S.à.r.l.
98-1080926
(Luxembourg) 100%

Polar II Fundo de Investimento em Participações(38)
98-1083164
(Brazil) 100%

UHG Brasil Participações S.A.
(Brazil) 100%

UnitedHealthcare International II S.à.r.l.
98-1079459
(Luxembourg) 100%

Optum Global Solutions (Ireland) Limited
98-1307821
(Ireland) 100%

Optum Global Finance (Ireland) Unlimited Company
98-1325466
(Ireland) 100%

UnitedHealthcare International II B.V.
98-1100980
(Netherlands) 100%

UnitedHealthcare India Private Limited(7)
98-1099116
(India) 99.9935%

Frontier MEDEX Limited(22)
98-1104429
(Canada-AB) 100%

UHC Global Health Services BC Ltd.
98-1113428
(Canada-BC) 100%

UnitedHealthcare Consulting & Assistance Service (Beijing) Co., Ltd.
98-1200034
(China) 100%

FrontierMEDEX Limited
98-1101521
(Kurdistan) 100%

Exploration for Mine Clearance LLC
(Iraq) 100%

Frontier Medex Tanzania Limited(43)
(Tanzania) 99%

FrontierMEDEX Kenya Limited(35)
98-1147103
(Kenya) 99.9%

Lusiadas, SGPS, S.A.
98-1138570
(Portugal) 100%

Lusiadas - Parcerias Cascais, S.A.
98-1137620
(Portugal) 100%

Lusiadas A.C.E.(41)
98-1139095
(Portugal) 70%

Lusiadas S.A.
98-1139089
(Portugal) 100%

Mamoeco – Mamografia e Ecografia, Centro de Diagnóstico, Lda
(Portugal) 100%

Etho – Empresa de Tecnologia Hospitalar Ltda.(19)
(Brazil) 71.91%

Amico Saúde Ltda.(17)
98-1108620
(Brazil) 98.87%

Bosque Medical Center S.A.(26)
98-1112673
(Brazil) 78.20%

Cemed Care - Empresa de Atendimento Clínico Geral Ltda.(23)
98-1111491
(Brazil) 99.99%

Hospital Alvorada de Taguatinga Ltda.(33)
98-1111920
(Brazil) 78.16%

Casa de Saúde Santa Therezinha S.A.
98-1328471
(Brazil) 100%

Seisa Serviços Integrados de Saúde Ltda.(11)
98-1202716
(Brazil) 99.99%

Amil Lifesciences Participações Ltda.(34)
98-1110579
(Brazil) 99.999%

Amil Clinical Research Participações Ltda.(30)
98-1109085
(Brazil) 99.95%

Excellion Serviços Biomédicos S.A.(21)
98-1111239
(Brazil) 100%

Hospital Carlos Chagas S.A.
98-1203135
(Brazil) 100%

Hospital AMA S.A.(51)
98-1202916
(Brazil) 50.48%

Angiografia e Hemodinâmica Madre Theodora Ltda.(57)
(Brazil) 50%

Hospital Maternidade Promater Ltda.(55)
(Brazil) 99.99%

Esho – Empresa de Serviços Hospitalares S.A.(18)
98-1111172
(Brazil) 99.224%

Hospital Samaritano de São Paulo Ltda.(48)
98-1326324
(Brazil) 99.99%

Multiangio Ltda.(45)
(Brazil) 68%

COI Participações S.A.(5)
(Brazil) 87.270%

COI – Clínicas Oncológicas Integradas S.A.
(Brazil) 100%

CMS – Central de Manipulação e Serviços Farmacêuticos S.A.
(Brazil) 100%

Hospitais Associados de Pernambuco Ltda.(60)
(Brazil) 90%

Topimagem Diagnóstico por Imagem Ltda.(61)
(Brazil) 89%

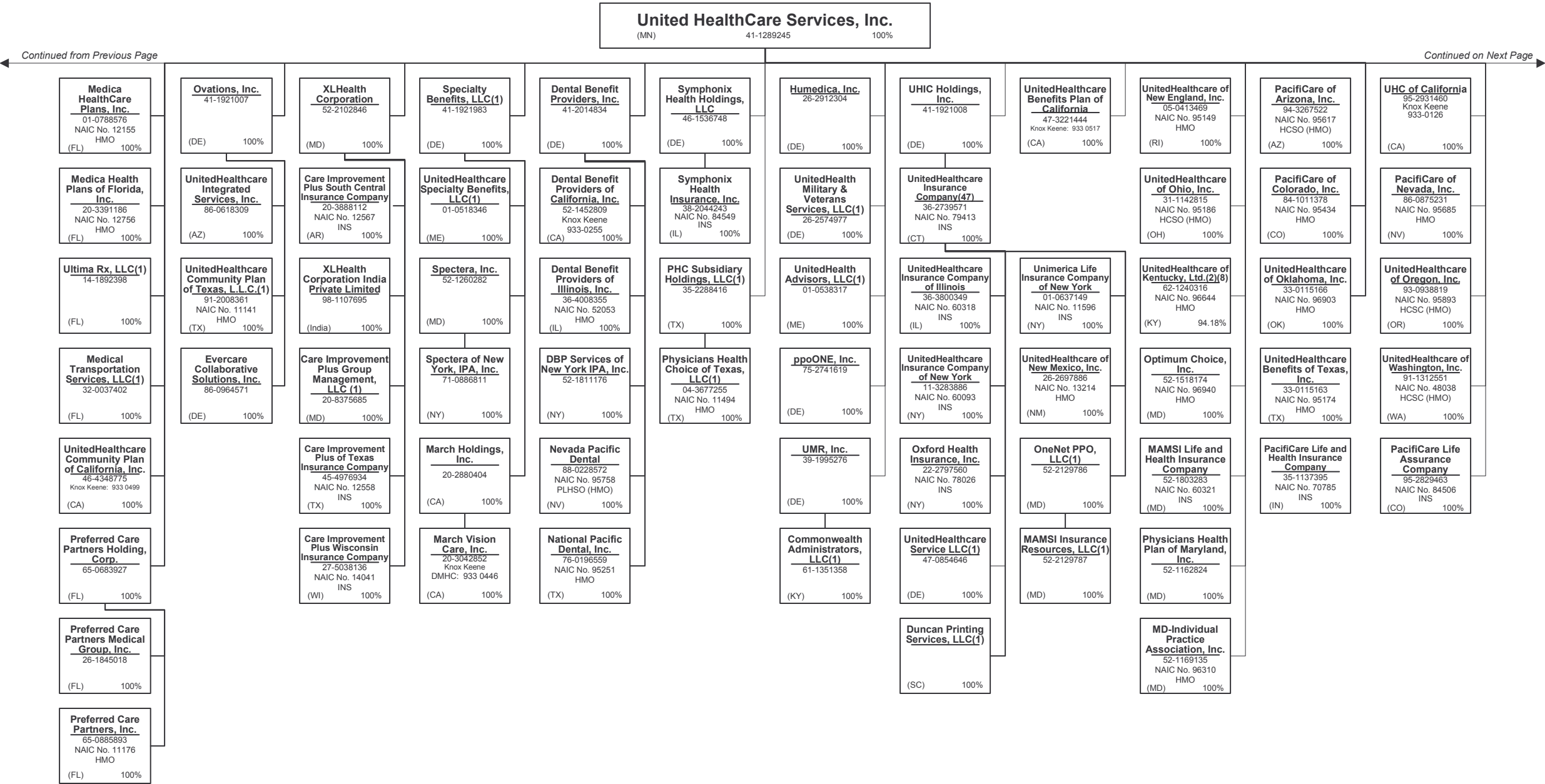
Dilab Medicina Nuclear Ltda.(62)
(Brazil) 85%

Hospital de Clínicas de Jacarepaguá Ltda.(32)
98-1310065
(Brazil) 99.99%

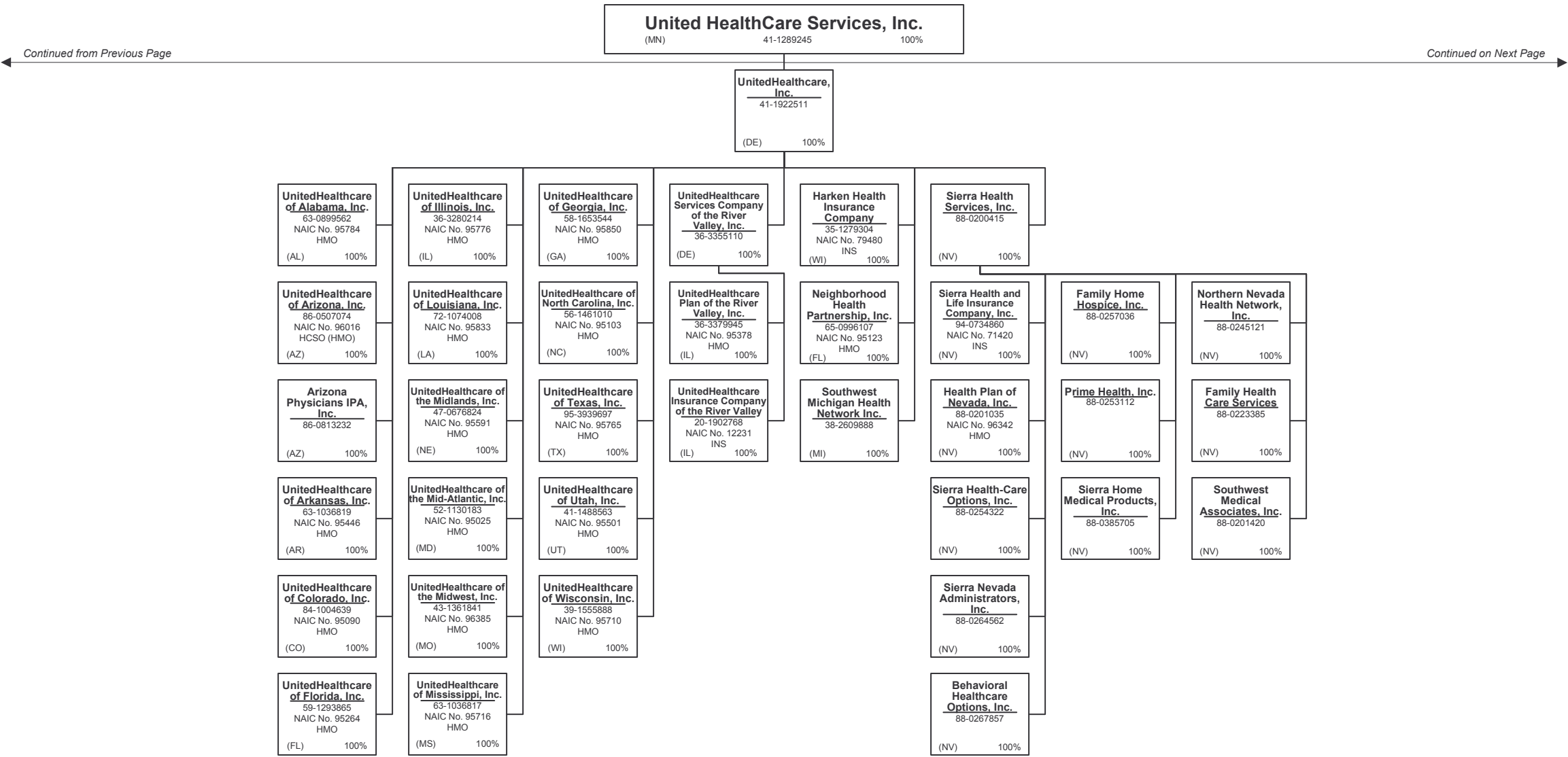
Centro Médico PJ Ltda.(42)
98-1310461
(Brazil) 99.99%

Continued on Next Page

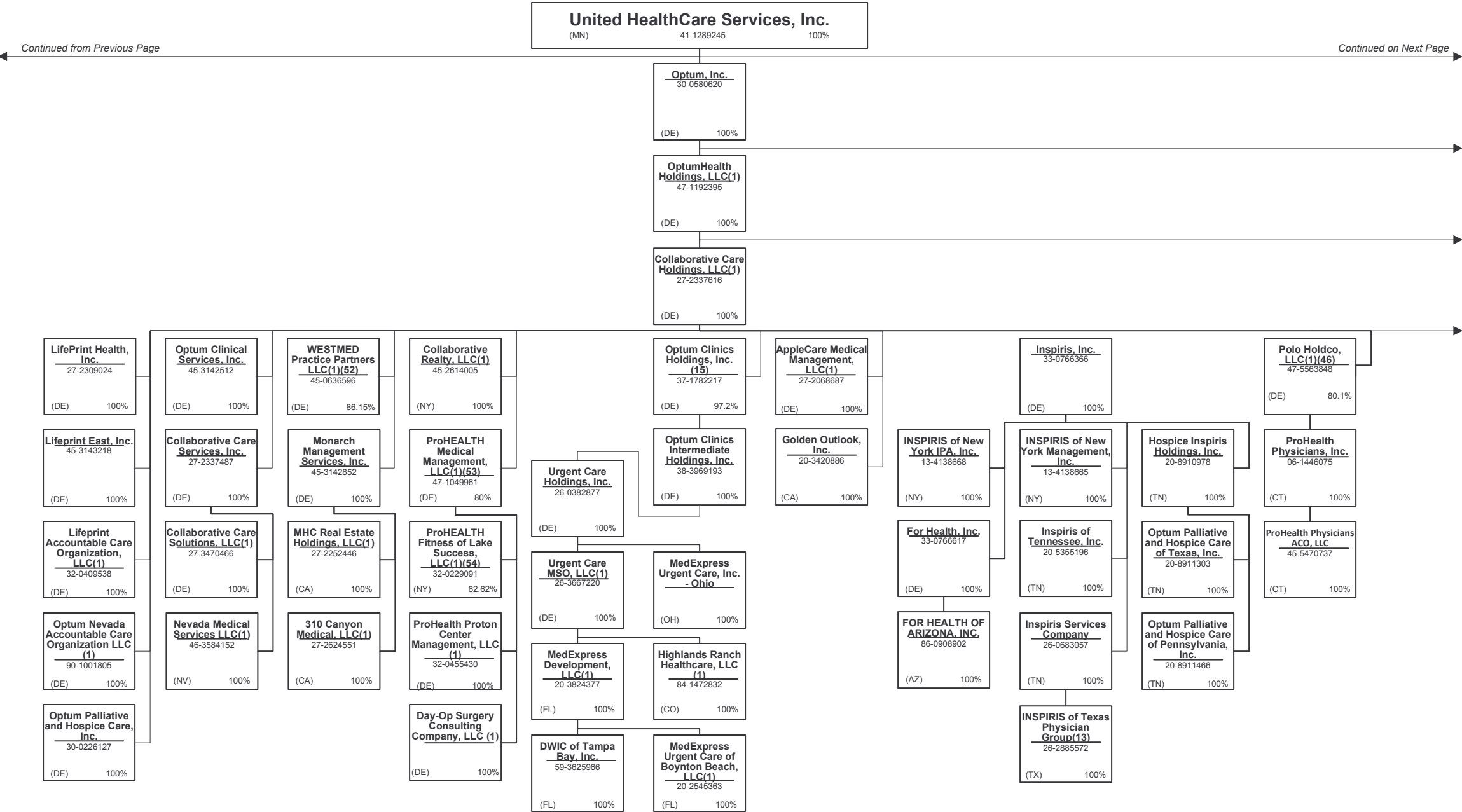
SCHEDULE Y – INFORMATION CONCERNING ACTIVITIES OF INSURER MEMBERS OF A HOLDING COMPANY GROUP
PART 1 – ORGANIZATIONAL CHART



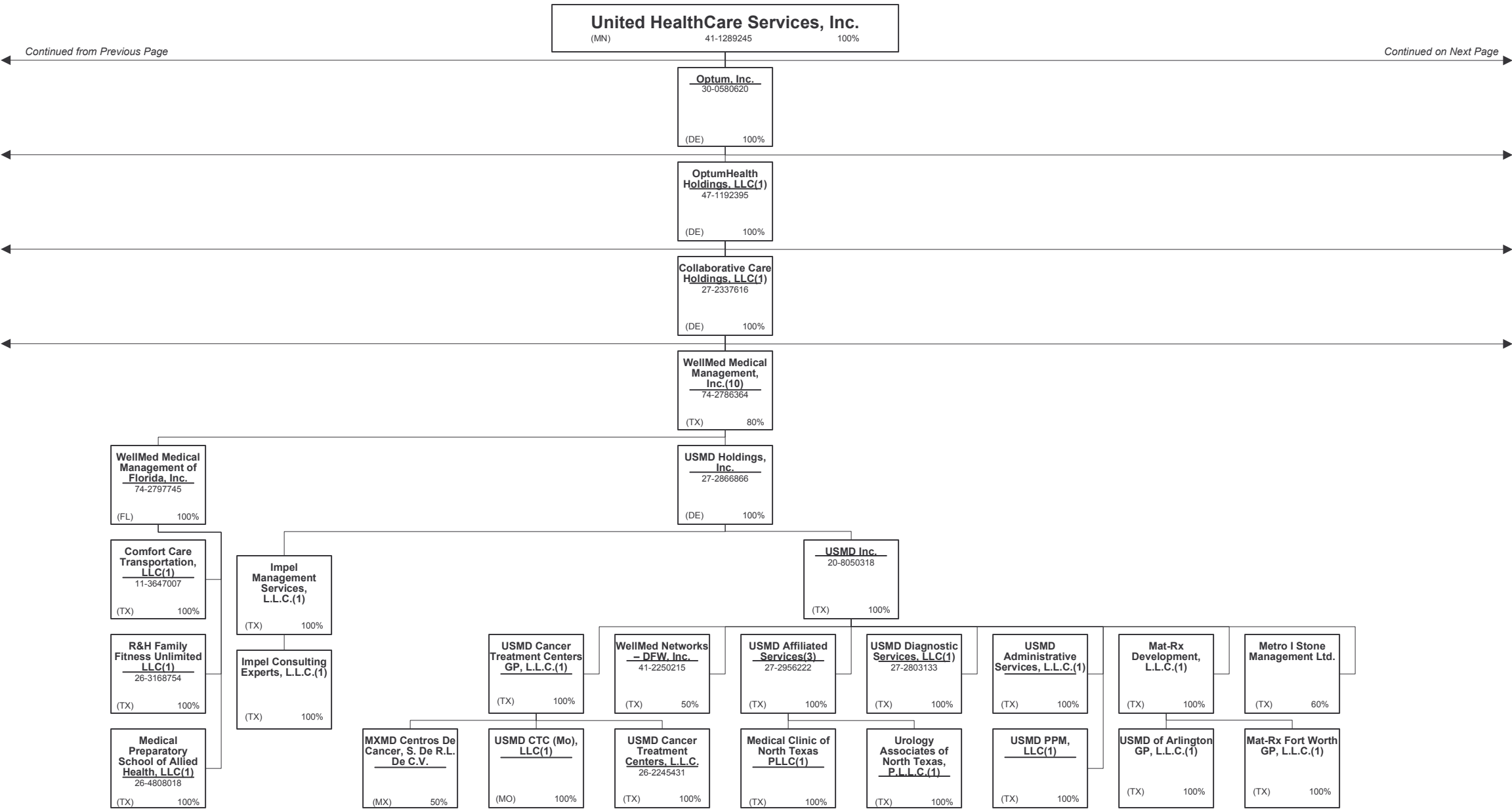
SCHEDULE Y – INFORMATION CONCERNING ACTIVITIES OF INSURER MEMBERS OF A HOLDING COMPANY GROUP
PART 1 – ORGANIZATIONAL CHART



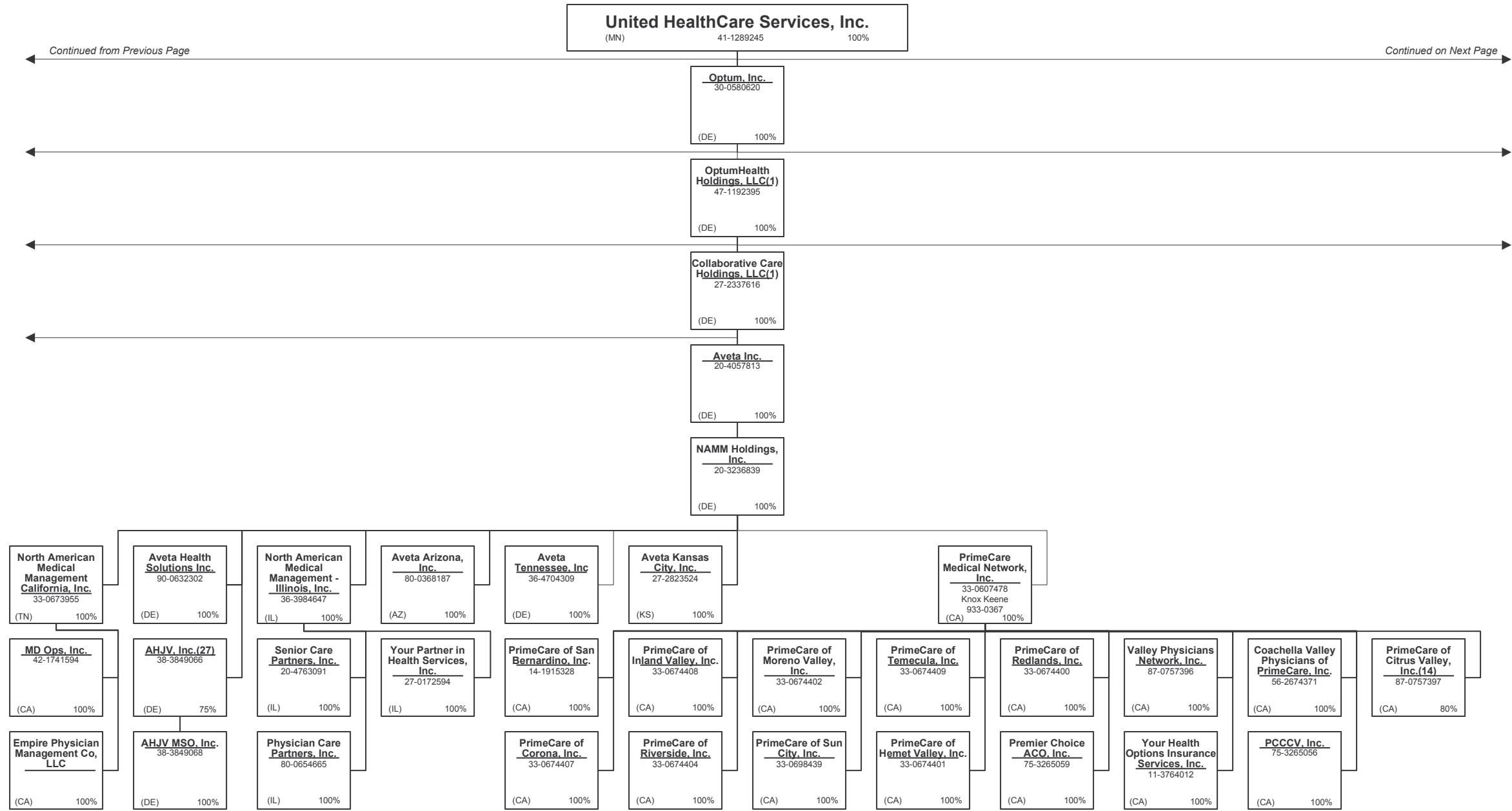
SCHEDULE Y – INFORMATION CONCERNING ACTIVITIES OF INSURER MEMBERS OF A HOLDING COMPANY GROUP
PART 1 – ORGANIZATIONAL CHART



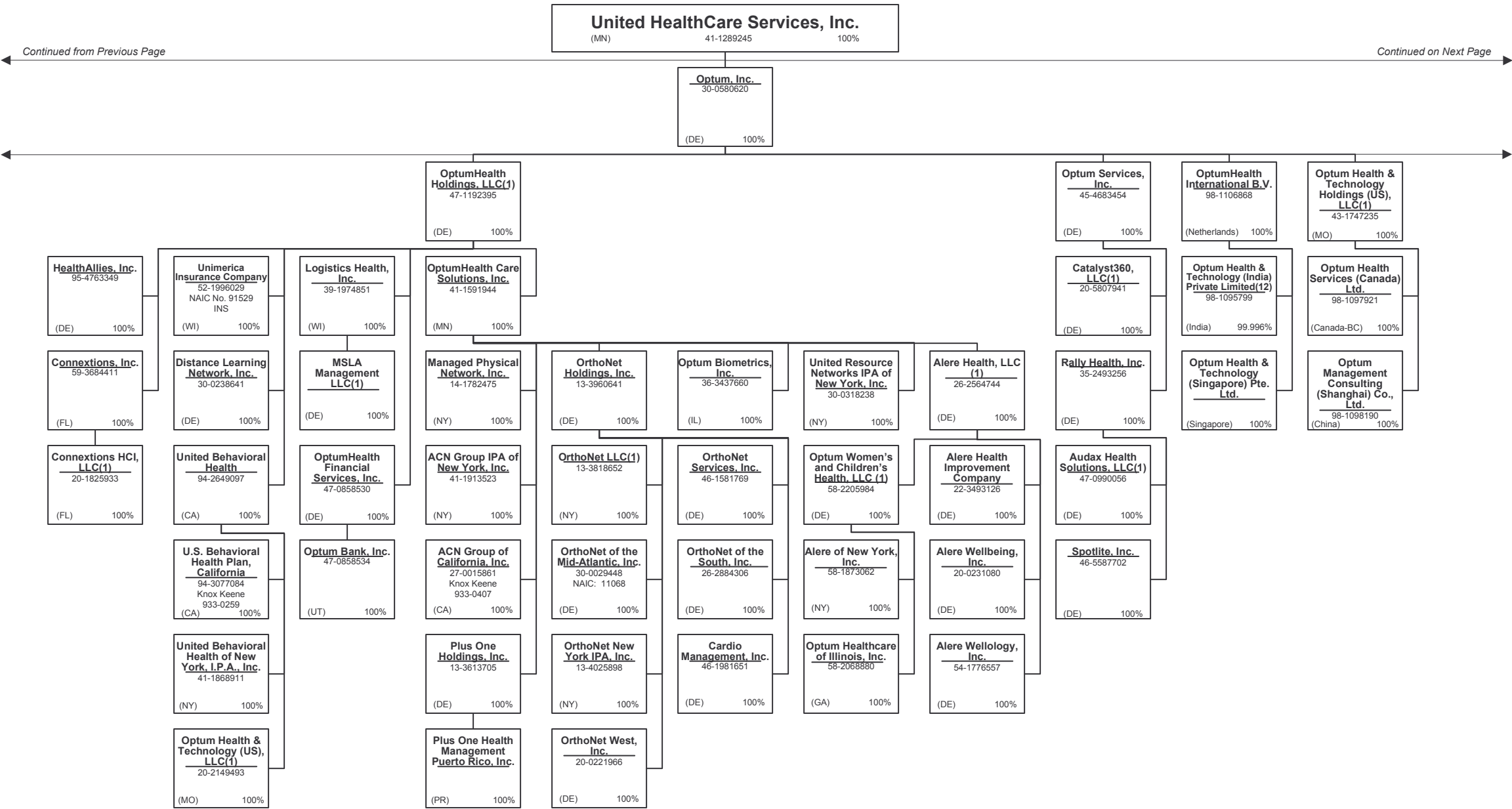
SCHEDULE Y – INFORMATION CONCERNING ACTIVITIES OF INSURER MEMBERS OF A HOLDING COMPANY GROUP
PART 1 – ORGANIZATIONAL CHART



SCHEDULE Y – INFORMATION CONCERNING ACTIVITIES OF INSURER MEMBERS OF A HOLDING COMPANY GROUP
PART 1 – ORGANIZATIONAL CHART



SCHEDULE Y – INFORMATION CONCERNING ACTIVITIES OF INSURER MEMBERS OF A HOLDING COMPANY GROUP
PART 1 – ORGANIZATIONAL CHART



Continued from Previous Page

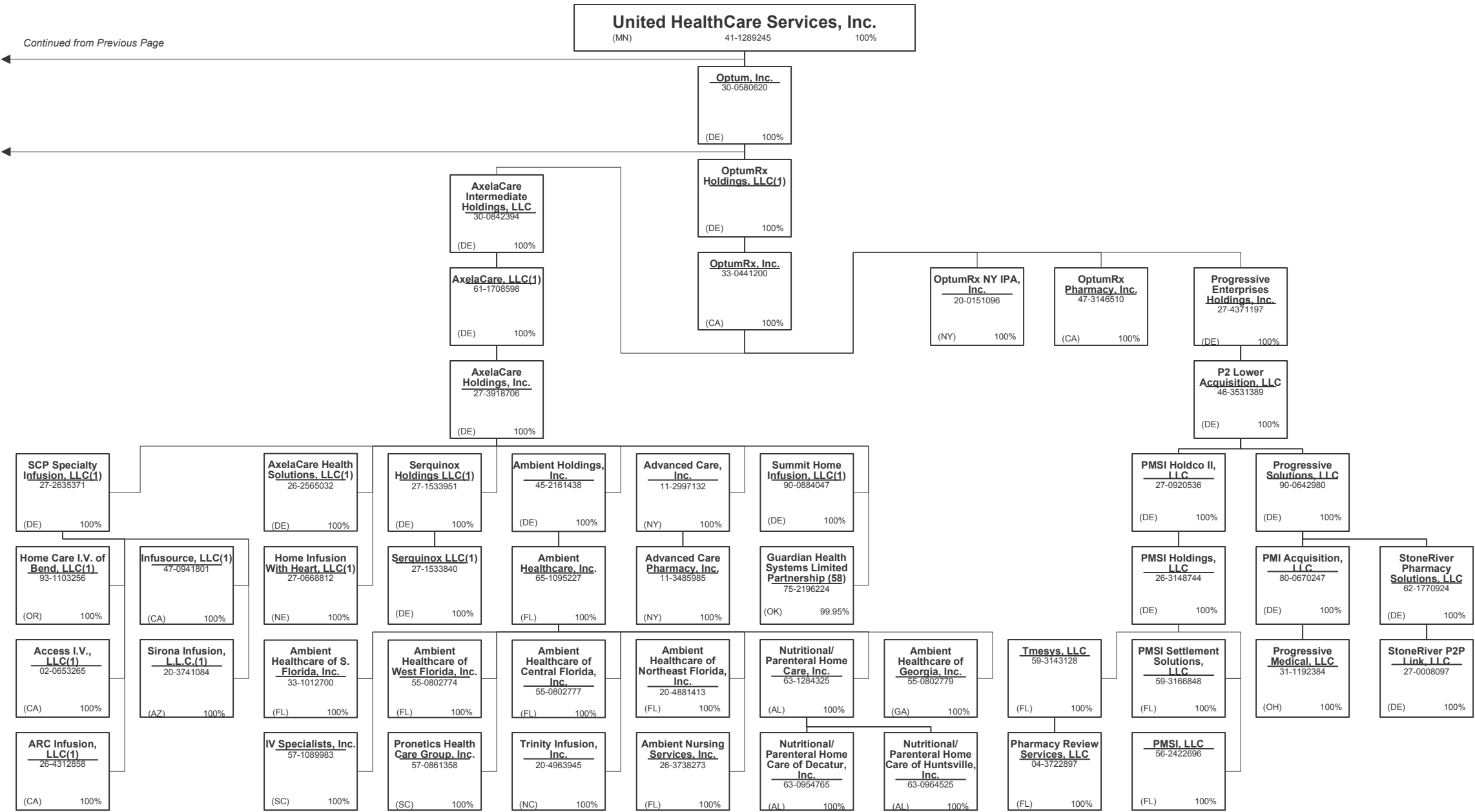


Continued from Previous Page

Continued on Next Page

```
graph TD
    UHSC["United HealthCare Services, Inc.  
(MN) 41-1289245 100%"]
    Optum_Inc["Optum, Inc.  
30-0580620  
(DE) 100%"]
    OptumRx_Group_Holdings_Inc["OptumRx Group Holdings, Inc.  
47-4734235  
(DE) 100%"]
    B_C_Unlimited_Liability_Company["1070715 B.C. Unlimited Liability Company  
98-1308130  
(Canada-BC) 100%"]
    Catamaran_S_a_r_l["Catamaran S.à.r.l.  
98-1069737  
(Luxembourg) 100%"]
    Catamaran_Holdings_I_LLC_1["Catamaran Holdings I, LLC(1)  
80-0870454  
(DE) 100%"]
    OptumRx_Administrative_Services_LLC_1["OptumRx Administrative Services, LLC(1)  
75-2578509  
(TX) 100%"]
    Healthcare_Solutions_Inc["Healthcare Solutions, Inc.  
77-0693060  
(DE) 100%"]
    OptumRx_PBM_of_Illinois_Inc["OptumRx PBM of Illinois, Inc.  
11-2581812  
(DE) 100%"]
    IRX_Financing_I_LLC_1["IRX Financing I LLC(1)  
(DE) 100%"]
    Cypress_Care_Inc["Cypress Care, Inc.  
26-0080565  
(DE) 100%"]
    BriovaRx_of_Hawaii_LLC_1["BriovaRx of Hawaii, LLC(1)  
27-2348504  
(HI) 100%"]
    BriovaRx_of_Indiana_LLC_1["BriovaRx of Indiana, LLC(1)  
46-2731176  
(IN) 100%"]
    OptumRx_Home_Delivery_of_Illinois_LLC_1["OptumRx Home Delivery of Illinois, LLC(1)  
47-1734077  
(IL) 100%"]
    BriovaRx_of_Nevada_LLC_1["BriovaRx of Nevada, LLC(1)  
45-2532834  
(NV) 100%"]
    PCN_DE_Corp["PCN DE Corp.  
20-2447772  
(DE) 100%"]
    BriovaRx_of_Maine_Inc["BriovaRx of Maine, Inc.  
01-0516051  
(ME) 100%"]
    OptumRx_Discount_Card_Services_LLC_1["OptumRx Discount Card Services, LLC(1)  
31-1728846  
(DE) 100%"]
    ScripNet_LLC["ScripNet, LLC  
88-0492251  
(DE) 100%"]
    BriovaRx_of_Florida_Inc["BriovaRx of Florida, Inc.  
11-3647935  
(DE) 100%"]
    Pharmaceutical_Care_Network["Pharmaceutical Care Network  
68-0044962  
(CA) 100%"]
    BriovaRx_LLC_1["BriovaRx, LLC(1)  
55-0824381  
(AL) 100%"]
    BriovaRx_of_Massachusetts_LLC_1["BriovaRx of Massachusetts, LLC(1)  
27-3331130  
(MA) 100%"]
    Procura_Management_Inc["Procura Management, Inc.  
14-1873402  
(DE) 100%"]
    BriovaRx_of_Texas_Inc["BriovaRx of Texas, Inc.  
20-2719823  
(TX) 100%"]
    AssuranceRx_LLC_1["AssuranceRx, LLC(1)  
26-3878957  
(AL) 100%"]
    BriovaRx_of_Georgia_LLC_1["BriovaRx of Georgia, LLC(1)  
27-1930321  
(AL) 100%"]
    BriovaRx_of_Louisiana_LLC_1["BriovaRx of Louisiana, LLC(1)  
46-2790537  
(LA) 100%"]
    Coalition_For_Advanced_Pharmacy_Services_Inc["Coalition For Advanced Pharmacy Services, Inc.  
27-1193028  
(DE) 100%"]
    Modern_Medical_Inc["Modern Medical, Inc.  
31-1191553  
(OH) 100%"]
    OptumRx_PBM_of_Wisconsin_LLC_1["OptumRx PBM of Wisconsin, LLC(1)  
38-3693753  
(WI) 100%"]
    Catamaran_Pennsylvania_LLC_1["Catamaran of Pennsylvania, LLC(1)  
27-3419292  
(DE) 100%"]
    Catamaran_PD_of_Pennsylvania_LLC_1["Catamaran PD of Pennsylvania, LLC(1)  
16-1767416  
(PA) 100%"]
    inPharmative_Inc["inPharmative, Inc.  
88-0482274  
(NV) 100%"]
    First_Rx_Specialty_and_Mail_Services_LLC_1["First Rx Specialty and Mail Services, LLC(1)  
26-4106571  
(DE) 100%"]
    OptumRx_Home_Delivery_of_Ohio_Inc["OptumRx Home Delivery of Ohio, Inc.  
34-1472211  
(OH) 100%"]
    OptumRx_PBM_of_Pennsylvania_LLC_1["OptumRx PBM of Pennsylvania, LLC(1)  
03-0592263  
(PA) 100%"]
    Catamaran_Mail_LLC_1["Catamaran Mail, LLC(1)  
27-4241298  
(DE) 100%"]
    Optum_Hospice_Pharmacy_Services_LLC_1["Optum Hospice Pharmacy Services, LLC(1)  
20-0212381  
(DE) 100%"]
    Catamaran_Senior_Services_LLC_1["Catamaran Senior Services, LLC(1)  
26-0543382  
(AL) 100%"]
    Optum_Insurance_of_Ohio_Inc["Optum Insurance of Ohio, Inc.  
31-0528424  
NAIC: 69647  
INS  
(OH) 100%"]
    Catamaran_PD_of_Puerto_Rico_LLC_1["Catamaran PD of Puerto Rico, LLC(1)  
26-1438879  
(NV) 100%"]
    OptumRx_PD_of_Maryland_Inc["OptumRx PD of Maryland, Inc.  
61-1485410  
(NV) 100%"]
    Catamaran_PBM_of_Puerto_Rico_Inc["Catamaran PBM of Puerto Rico, Inc.  
26-1424534  
(NV) 100%"]
    OptumRx_PBM_of_Maryland_Inc["OptumRx PBM of Maryland, Inc.  
88-0361447  
(NV) 100%"]
    Catamaran_PBM_of_Illinois_II_Inc["Catamaran PBM of Illinois II, Inc.  
36-4049815  
(IL) 100%"]
    Catamaran_IPA_III_Inc["Catamaran IPA III, Inc.  
20-0218027  
(NY) 100%"]
    Catamaran_Rebate_Management_Inc["Catamaran Rebate Management, Inc.  
26-3633484  
(NV) 100%"]
    Health_Business_Systems_Inc["Health Business Systems, Inc.  
23-2171049  
(PA) 100%"]
    Catamaran_Health_Solutions_LLC_1["Catamaran Health Solutions, LLC(1)  
46-0666840  
(DE) 100%"]
    Salveo_Specialty_Pharmacy_Inc["Salveo Specialty Pharmacy, Inc.  
45-2219585  
(DE) 100%"]
    Mission_Road_Pharmacy_Inc["Mission Road Pharmacy, Inc.  
20-4515146  
(CA) 100%"]
    Crescent_Drug_Corp["Crescent Drug Corp.  
20-5654789  
(NY) 100%"]
    BriovaRx_of_New_York_Inc["BriovaRx of New York, Inc.  
74-3103518  
(NY) 100%"]
    UHSC --> Optum_Inc
    Optum_Inc --> OptumRx_Group_Holdings_Inc
    OptumRx_Group_Holdings_Inc --> B_C_Unlimited_Liability_Company
    OptumRx_Group_Holdings_Inc --> Catamaran_S_a_r_l
    OptumRx_Group_Holdings_Inc --> Catamaran_Holdings_I_LLC_1
    Catamaran_Holdings_I_LLC_1 --> OptumRx_Administrative_Services_LLC_1
    OptumRx_Group_Holdings_Inc --> Healthcare_Solutions_Inc
    OptumRx_Group_Holdings_Inc --> OptumRx_PBM_of_Illinois_Inc
    OptumRx_Group_Holdings_Inc --> IRX_Financing_I_LLC_1
    Healthcare_Solutions_Inc --> Cypress_Care_Inc
    Cypress_Care_Inc --> BriovaRx_of_Hawaii_LLC_1
    Cypress_Care_Inc --> BriovaRx_of_Indiana_LLC_1
    Cypress_Care_Inc --> OptumRx_Home_Delivery_of_Illinois_LLC_1
    Cypress_Care_Inc --> BriovaRx_of_Nevada_LLC_1
    Cypress_Care_Inc --> PCN_DE_Corp
    PCN_DE_Corp --> BriovaRx_of_Maine_Inc
    PCN_DE_Corp --> OptumRx_Discount_Card_Services_LLC_1
    PCN_DE_Corp --> ScripNet_LLC
    ScripNet_LLC --> BriovaRx_of_Florida_Inc
    BriovaRx_of_Florida_Inc --> Pharmaceutical_Care_Network
    Pharmaceutical_Care_Network --> BriovaRx_LLC_1
    BriovaRx_LLC_1 --> BriovaRx_of_Massachusetts_LLC_1
    BriovaRx_of_Massachusetts_LLC_1 --> Procura_Management_Inc
    Procura_Management_Inc --> BriovaRx_of_Texas_Inc
    BriovaRx_of_Texas_Inc --> AssuranceRx_LLC_1
    AssuranceRx_LLC_1 --> BriovaRx_of_Georgia_LLC_1
    BriovaRx_of_Georgia_LLC_1 --> BriovaRx_of_Louisiana_LLC_1
    Coalition_For_Advanced_Pharmacy_Services_Inc --> Modern_Medical_Inc
    Coalition_For_Advanced_Pharmacy_Services_Inc --> OptumRx_PBM_of_Wisconsin_LLC_1
    OptumRx_PBM_of_Wisconsin_LLC_1 --> Catamaran_Pennsylvania_LLC_1
    Catamaran_Pennsylvania_LLC_1 --> Catamaran_PD_of_Pennsylvania_LLC_1
    inPharmative_Inc --> First_Rx_Specialty_and_Mail_Services_LLC_1
    First_Rx_Specialty_and_Mail_Services_LLC_1 --> OptumRx_Home_Delivery_of_Ohio_Inc
    OptumRx_Home_Delivery_of_Ohio_Inc --> OptumRx_PBM_of_Pennsylvania_LLC_1
    Catamaran_Mail_LLC_1 --> Optum_Hospice_Pharmacy_Services_LLC_1
    Optum_Hospice_Pharmacy_Services_LLC_1 --> Catamaran_Senior_Services_LLC_1
    Optum_Insurance_of_Ohio_Inc --> Catamaran_PD_of_Puerto_Rico_LLC_1
    Catamaran_PD_of_Puerto_Rico_LLC_1 --> OptumRx_PD_of_Maryland_Inc
    OptumRx_PD_of_Maryland_Inc --> Catamaran_PBM_of_Puerto_Rico_Inc
    Catamaran_PBM_of_Puerto_Rico_Inc --> OptumRx_PBM_of_Maryland_Inc
    Catamaran_PBM_of_Illinois_II_Inc --> Catamaran_IPA_III_Inc
    Catamaran_IPA_III_Inc --> Catamaran_Rebate_Management_Inc
    Catamaran_Rebate_Management_Inc --> Health_Business_Systems_Inc
    Health_Business_Systems_Inc --> Catamaran_Health_Solutions_LLC_1
    Catamaran_Health_Solutions_LLC_1 --> Salveo_Specialty_Pharmacy_Inc
    Salveo_Specialty_Pharmacy_Inc --> Mission_Road_Pharmacy_Inc
    Mission_Road_Pharmacy_Inc --> Crescent_Drug_Corp
    Crescent_Drug_Corp --> BriovaRx_of_New_York_Inc
```


SCHEDULE Y – INFORMATION CONCERNING ACTIVITIES OF INSURER MEMBERS OF A HOLDING COMPANY GROUP
PART 1 – ORGANIZATIONAL CHART



SCHEDULE Y – INFORMATION CONCERNING ACTIVITIES OF INSURER MEMBERS OF A HOLDING COMPANY GROUP
PART 1 – ORGANIZATIONAL CHART

Notes

All legal entities on the Organization Chart are Corporations unless otherwise indicated.

- (1) Entity is a Limited Liability Company
- (2) Entity is a Partnership
- (3) Entity is a Non-Profit Corporation
- (4) Control of the Foundation is based on sole membership, not the ownership of voting securities
- (5) COI Participações S.A. is 87.270% owned by Esho – Empresa de Serviços Hospitalares S.A. and 12.729% owned by COIPAR Participações S.A.
- (6) UnitedHealth Group Information Services Private Limited is 100% owned by Optum Global Solutions (India) Private Limited. UnitedHealth International, Inc. holds 10 shares as a nominee shareholder.
- (7) UnitedHealthcare India Private Limited is 99.9935% owned by UnitedHealthcare International II B.V. and 0.0065% owned by UnitedHealth International, Inc.
- (8) General partnership interests are held by United HealthCare Services, Inc. (89.77%) and by UnitedHealthcare, Inc. (10.23%). United HealthCare Services, Inc. also holds 100% of the limited partnership interests. When combining general and limited partner interests, United HealthCare Services, Inc. owns 94.18% and UnitedHealthcare, Inc. owns 5.83%.
- (9) Branch office located in Abu Dhabi, UAE.
- (10) WellMed Medical Management, Inc. is 80% owned by Collaborative Care Holdings, LLC and 20% owned by WMG Healthcare Partners, L.P.
- (11) Seisa Serviços Integrados de Saúde Ltda is 99.99% owned by Amil Assistência Médica Internacional S.A. and 0.000007% owned by Cemed Care – Empresa de Atendimento Clínico Geral Ltda.
- (12) Optum Health & Technology (India) Private Limited is 99.996% owned by OptumHealth International B.V. and 0.004 % owned by United Behavioral Health.
- (13) INSPIRIS of Texas Physician Group is a Texas non-profit (taxable) whose sole member is Inspiris Services Company.
- (14) PrimeCare of Citrus Valley, Inc. is 80% owned by PrimeCare Medical Network, Inc. and 20% owned by Citrus Valley Medical Associates, Inc.
- (15) Optum Clinics Holdings, Inc. is 97.2% owned by Collaborative Care Holdings, LLC and 2.8% is owned by external shareholders.
- (16) Optum Global Solutions (India) Private Limited is 99.9% owned by Optum Global Solutions International B.V. and 0.1% owned by UnitedHealth International, Inc.
- (17) Amico Saúde Ltda. is 98.87947% owned by Amil Assistência Médica Internacional S.A. and 1.12053% owned by Cemed Care – Empresa de Atendimento Clínico Geral Ltda.
- (18) Esho – Empresa de Serviços Hospitalares S.A. is 99.224% owned by Amil Assistência Médica Internacional S.A. and 0.0340693% owned by Treasury Shares and .7409758% owned by external shareholders.
- (19) Etho – Empresa de Tecnologia Hospitalar Ltda. 71.91% owned by Amil Assistência Médica Internacional S.A. and 28.08% owned by an external shareholder.
- (20) Orthology, Inc. is 80% owned by UnitedHealth Group Ventures, LLC and 20% owned by external shareholders.
- (21) Medalliance Net Ltda. is owned 99.999985% by Optum Health & Technology Serviços do Brasil Ltda. and 0.000015% by UHG Brasil Participações S.A.

- (22) Branch offices in Iraq and Uganda.
- (23) Cemed Care Empresa de Atendimento Clínico Geral Ltda. Is 99.9999995% owned by Amil Assistência Médica Internacional S.A. and 0.000005% owned by Amico Saúde Ltda.
- (24) Optum 360, LLC is 69% owned by Optum Rocket, Inc; the remaining 31% is owned by external holders.
- (25) Optum Health & Technology Serviços do Brasil Ltda. is 99.9964% owned by Optum Global Solutions International B.V. and .0036% owned by OptumInsight, Inc.
- (26) Bosque Medical Center Ltda. is 77.55428% owned by Amil Assistência Médica Internacional S.A. and 22.44572% owned by Esho – Empresa de Serviços Hospitalares S.A.
- (27) AHJV, Inc. is 75% owned by NAMM Holdings, Inc. and 25% owned by Humana, Inc.
- (28) Real Appeal, Inc. is majority-owned by UHG or one of its affiliates and the remaining 2% is owned by Real Appeal Management.
- (29) Optum Global Solutions (Philippines), Inc. is 99.992% owned by Optum Global Solutions International B.V., and the remaining 0.008% is held by the company's directors.
- (30) Amil Clinical Research Participações Ltda. is 99.95% owned by Amil Lifesciences Participações Ltda. and 0.05% owned by Cemed Care – Empresa de Atendimento Clínico Geral Ltda.
- (31) Imed Star Serviços de Desempenho Organizacional Ltda. is 99.99998% owned by Optum Health & Technology Serviços do Brasil Ltda and 0.00002% owned by UHG Brasil Participações S.A.
- (32) Hospital de Clínicas de Jacarepaguá Ltda. is 99.99% owned by Esho – Empresa de Serviços Hospitalares S.A. and 0.01% is owned by Cemed Care – Empresa de Atendimento Clínico Geral Ltda.
- (33) Hospital Alvorada Taguatinga Ltda. is 79.62822% owned by Amil Assistência Médica Internacional S.A. 20.37178% by Bosque Medical Center Ltda.
- (34) Amil Lifesciences Participações Ltda. Is 99.999669% owned by Amil Assistência Médica Internacional S.A. and 0.000331% owned by Cemed Care Empresa de Atendimento Clínico Geral Ltda.
- (35) FrontierMEDEX Kenya Limited is 99.9% owned by Frontier MEDEX Limited and 0.1% owned by UnitedHealthcare International I B.V.
- (36) Optum360 Services, Inc. is 69% owned by Optum Rocket, Inc. and 31% owned by two external interest holders.
- (37) The limited partners of UnitedHealth Group International, L.P. include FMG Holdings, LLC (14.8145%), Hygeia Corporation (DE) (0.2012%) and UnitedHealth Group Incorporated (84.9843%). UnitedHealth Group International GP is the general partner of UnitedHealth Group International, L.P.
- (38) Polar II Fundo de Investimento em Participações is a Brazilian private equity investment fund incorporated in the form of a closed-end condominium.
- (39) UnitedHealthcare International III S.á.r.l. is 69.999% owned by UnitedHealthcare Europe S.á.r.l. and 30.001% owned by UnitedHealthcare International II S.á.r.l.
- (40) Amil Assistência Médica Internacional S.A. is 90.23% owned by Polar II Fundo de Investimento em Participações and the remaining 9.77% is owned by the former controlling shareholders of Amil Assistência Médica Internacional S.A.
- (41) Lusíadas A.C.E. is 70% owned by Lusíadas, SGPS, S.A., 10% owned by Lusíadas – Parcerias Cascais, S.A., and 20% owned by Lusíadas, S.A.

- (42) Centro Médico PJ Ltda. is 99.99% owned by Esho – Empresa de Serviços Hospitalares S.A. and 0.01% is owned by Cemed Care – Empresa de Atendimento Clínico Geral Ltda.
- (43) Frontier Medex Tanzania Limited is 99% owned by Frontier MEDEX Limited. The remaining 1% is owned by a former officer of Frontier MEDEX Limited and is being transferred to UnitedHealthcare International I BV.
- (44) Optum Solutions do Brasil – Tecnologia e Serviços de Suporte Ltda., is 99.999998% owned by Optum Global Solutions International B.V. and 0.00002% owned by OptumHealth International B.V.
- (45) Multiangio Ltda. is 68% owned by Esho – Empresa de Serviços Hospitalares S.A. and the remaining 32% is owned by external shareholders.
- (46) Polo Holdco, LLC is 80.1% owned by Collaborative Care Holdings, LLC and the remaining 19.9% being owned by an outside third party.
- (47) Excellion Serviços Biomédicos Ltda is 99.999997% owned by Esho – Empresa de Serviços Hospitalares S.A. and 0.000003% is owned by Cemed Care - Empresa de Atendimento Clínico Geral Ltda.
- (48) Hospital Samaritano de São Paulo Ltda. is 99.9999998% owned by Esho – Empresa de Serviços Hospitalares S.A. and the remaining 0000002% is owned by Hospital Alvorada Taguatinga Ltda.
- (49) Branch office located in Hong Kong.
- (50) Dental Center Serviços Odontológicos Ltda. is 100% owned by Seisa Serviços Integrados de Saúde Ltda.
- (51) Hospital AMA S.A. is 50.48% owned by Esho – Empresa de Serviços Hospitalares S.A. and 49.52% owned by Seisa Serviços Integrados de Saúde Ltda.
- (52) WESTMED Practice Partners LLC is 86.15% owned by Collaborative Care Holdings, LLC and 13.85% owned by external shareholders.
- (53) ProHEALTH Medical Management, LLC is 80% owned by Collaborative Care Holdings, LLC and 20% owned by an external shareholder.
- (54) ProHEALTH Fitness of Lake Success, LLC is 82.62% owned by ProHEALTH Medical Management, LLC and 17.38% by an external shareholder.
- (55) Hospital Maternidade Promater Ltda is 99.99% owned by Esho – Empresa de Serviços Hospitalares S.A. and 0.00006% owned by Seisa Serviços Integrados de Saúde Ltda.
- (56) Hospital Geral e Maternidade Madre Maria Theodora Ltda. is 99.9999% owned by Esho – Empresa de Serviços Hospitalares S.A. and 0.00001% owned by Cemed Care Empresa de Atendimento Clínico Geral Ltda.
- (57) Angiografia e Hemodinâmica Madre Theodora Ltda. is 50% owned by Hospital Geral e Maternidade Madre Maria Theodora Ltda. and 50% owned by 28 individual partners.
- (58) Guardian Health Systems Limited Partnership is 99.95% owned by AxelaCare Holdings, Inc. with the remaining 0.05% interest as a limited partner being held by AxelaCare Health Solutions, LLC.
- (59) TeamMD Holdings, Inc., a Delaware corporation, was formed as an 80% owned subsidiary of UnitedHealth Group Ventures, LLC, a Delaware limited liability company. The remaining 20% is owned by external shareholders.
- (60) Hospitais Associados de Pernambuco Ltda. is 90% owned by Esho – Empresa de Serviços Hospitalares S.A. and 10% is owned by an external shareholder
- (61) Topimagem Diagnóstico por Imagem Ltda. is 89% owned by Esho – Empresa de Serviços Hospitalares S.A., and the remaining 11% interest is owned by external shareholders.
- (62) Dilab – Medicina Nuclear Ltda is 85% owned by Esho – Empresa de Serviços Hospitalares S.A. and the remaining 15% is owned by external shareholders.

SCHEDULE Y
PART 1A - DETAIL OF INSURANCE HOLDING COMPANY SYSTEM

1	2	3	4	5	6	7	8	9	10	11	12	13	14	15
Group Code	Group Name	NAIC Company Code	ID Number	Federal RSSD	CIK	Name of Securities Exchange if Publicly Traded (U.S. or International)	Names of Parent, Subsidiaries Or Affiliates	Domiciliary Location	Relationship to Reporting Entity	Directly Controlled by (Name of Entity/Person)	Type of Control (Ownership, Board, Management, Attorney-in-Fact, Influence, Other)	If Control is Ownership Provide Percentage	Ultimate Controlling Entity(ies)/Person(s)	*
		.00000	98-1308130			0001363851	1070715 B.C. Unlimited Liability Company	..CAN	..NIA	OptumRx Group Holdings, Inc.	Ownership	100.000	UnitedHealth Group Incorporated	
		.00000	27-2624551				310 Canyon Medical, LLC	..CA	..NIA	Monarch Management Services, Inc.	Ownership	100.000	UnitedHealth Group Incorporated	
		.00000	02-0653265				Access I.V., LLC	..CA	..NIA	SCP Specialty Infusion, LLC	Ownership	100.000	UnitedHealth Group Incorporated	
		.00000	41-1913523				ACN Group IPA of New York, Inc.	..NY	..NIA	OptumHealth Care Solutions, Inc.	Ownership	100.000	UnitedHealth Group Incorporated	
		.00000	27-0015861				ACN Group of California, Inc.	..CA	..IA	OptumHealth Care Solutions, Inc.	Ownership	100.000	UnitedHealth Group Incorporated	
		.00000	11-3485985				Advanced Care Pharmacy, Inc.	..NY	..NIA	Advanced Care, Inc.	Ownership	100.000	UnitedHealth Group Incorporated	
		.00000	11-2997132				Advanced Care, Inc.	..NY	..NIA	AxelaCare Holdings, Inc.	Ownership	100.000	UnitedHealth Group Incorporated	
		.00000	38-3849068				AHJV MSO, Inc.	..DE	..NIA	AHJV, Inc.	Ownership	100.000	UnitedHealth Group Incorporated	
		.00000	38-3849066				AHJV, Inc.	..DE	..NIA	NAMM Holdings, Inc.	Ownership	100.000	UnitedHealth Group Incorporated	
		.00000	22-3493126			0001461390	Alere Health Improvement Company	..DE	..NIA	Alere Health, LLC	Ownership	100.000	UnitedHealth Group Incorporated	
		.00000	26-2564744			0001460933	Alere Health, LLC	..DE	..NIA	OptumHealth Care Solutions, Inc.	Ownership	100.000	UnitedHealth Group Incorporated	
		.00000	58-1873062			0001156286	Alere of New York, Inc.	..NY	..NIA	Optum Women's and Children's Health, LLC	Ownership	100.000	UnitedHealth Group Incorporated	
		.00000	20-0231080			0001355945	Alere Wellbeing, Inc.	..DE	..NIA	Alere Health, LLC	Ownership	100.000	UnitedHealth Group Incorporated	
		.00000	54-1776557			0001460931	Alere Wellology, Inc.	..DE	..NIA	Alere Health, LLC	Ownership	100.000	UnitedHealth Group Incorporated	
..0707	UnitedHealth Group Incorporated	82406	35-1665915				All Savers Insurance Company	..IN	..IA	Golden Rule Financial Corporation	Ownership	100.000	UnitedHealth Group Incorporated	
..0707	UnitedHealth Group Incorporated	73130	35-1744596				All Savers Life Insurance Company of California	..CA	..IA	Golden Rule Financial Corporation	Ownership	100.000	UnitedHealth Group Incorporated	
		.00000	55-0802777				Ambient Healthcare of Central Florida, Inc.	..FL	..NIA	Ambient Healthcare, Inc.	Ownership	100.000	UnitedHealth Group Incorporated	
		.00000	55-0802779				Ambient Healthcare of Georgia, Inc.	..GA	..NIA	Ambient Healthcare, Inc.	Ownership	100.000	UnitedHealth Group Incorporated	
		.00000	20-4881413				Ambient Healthcare of Northeast Florida, Inc.	..FL	..NIA	Ambient Healthcare, Inc.	Ownership	100.000	UnitedHealth Group Incorporated	
		.00000	33-1012700				Ambient Healthcare of S. Florida, Inc.	..FL	..NIA	Ambient Healthcare, Inc.	Ownership	100.000	UnitedHealth Group Incorporated	
		.00000	55-0802774				Ambient Healthcare of West Florida, Inc.	..FL	..NIA	Ambient Healthcare, Inc.	Ownership	100.000	UnitedHealth Group Incorporated	
		.00000	65-1095227				Ambient Healthcare, Inc.	..FL	..NIA	Ambient Holdings, Inc.	Ownership	100.000	UnitedHealth Group Incorporated	
		.00000	45-2161438				Ambient Holdings, Inc.	..DE	..NIA	AxelaCare Holdings, Inc.	Ownership	100.000	UnitedHealth Group Incorporated	
		.00000	26-3738273				Ambient Nursing Services, Inc.	..FL	..NIA	Ambient Healthcare, Inc.	Ownership	100.000	UnitedHealth Group Incorporated	
		.00000	54-1743136			0001122263	AmeriChoice Corporation	..DE	..NIA	UnitedHealth Group Incorporated	Ownership	100.000	UnitedHealth Group Incorporated	
		.00000	54-1743141				AmeriChoice Health Services, Inc.	..DE	..NIA	AmeriChoice Corporation	Ownership	100.000	UnitedHealth Group Incorporated	
..0707	UnitedHealth Group Incorporated	95497	22-3368602				AmeriChoice of New Jersey, Inc.	..NJ	..IA	AmeriChoice Corporation	Ownership	100.000	UnitedHealth Group Incorporated	
		.00000	98-1108620				Amil Saúde Ltda.	..BRA	..NIA	Amil Assistência Médica Internacional S.A.	Ownership	98.879	UnitedHealth Group Incorporated	
		.00000	98-1108620				Amico Saúde Ltda.	..BRA	..NIA	Cemed Care - Empresa de Atendimento Clínico Geral Ltda.	Ownership	1.121	UnitedHealth Group Incorporated	
		.00000				0001447698	Amil Assistência Médica Internacional S.A.	..BRA	..NIA	Polar II Fundo de Investimento em Participações	Ownership	90.230	UnitedHealth Group Incorporated	1
		.00000	98-1109085				Amil Clinical Research Participações Ltda.	..BRA	..NIA	Esho - Empresa de Serviços Hospitalares S.A.	Ownership	99.950	UnitedHealth Group Incorporated	
		.00000	98-1109085				Amil Clinical Research Participações Ltda.	..BRA	..NIA	Cemed Care - Empresa de Atendimento Clínico Geral Ltda.	Ownership	0.050	UnitedHealth Group Incorporated	
		.00000	98-1138212				AMIL International	..LUX	..NIA	Amil Assistência Médica Internacional S.A.	Ownership	100.000	UnitedHealth Group Incorporated	
		.00000	98-1110579				Amil Lifesciences Participações Ltda.	..BRA	..NIA	Amil Assistência Médica Internacional S.A.	Ownership	100.000	UnitedHealth Group Incorporated	
		.00000	98-1110579				Amil Lifesciences Participações Ltda.	..BRA	..NIA	Cemed Care - Empresa de Atendimento Clínico Geral Ltda.	Ownership	0.000	UnitedHealth Group Incorporated	
		.00000	98-1210271				Angiografia e Hemodinâmica Madre Theodora Ltda.	..BRA	..NIA	Esho - Empresa de Serviços Hospitalares S.A.	Ownership	50.000	UnitedHealth Group Incorporated	1
		.00000	27-2068687				AppleCare Medical Management, LLC	..DE	..NIA	Collaborative Care Holdings, LLC	Ownership	100.000	UnitedHealth Group Incorporated	
		.00000	26-4312858				ARC Infusion, LLC	..CA	..NIA	SCP Specialty Infusion, LLC	Ownership	100.000	UnitedHealth Group Incorporated	

SCHEDULE Y
PART 1A - DETAIL OF INSURANCE HOLDING COMPANY SYSTEM

1	2	3	4	5	6	7	8	9	10	11	12	13	14	15
Group Code	Group Name	NAIC Company Code	ID Number	Federal RSSD	CIK	Name of Securities Exchange if Publicly Traded (U.S. or International)	Names of Parent, Subsidiaries Or Affiliates	Domiciliary Location	Relationship to Reporting Entity	Directly Controlled by (Name of Entity/Person)	Type of Control (Ownership, Board, Management, Attorney-in-Fact, Influence, Other)	If Control is Ownership Provide Percentage	Ultimate Controlling Entity(ies)/Person(s)	*
		00000	86-0813232				Arizona Physicians IPA, Inc.	AZ	IA	UnitedHealthcare, Inc.	Ownership	100.000	UnitedHealth Group Incorporated	
		00000	90-0369702				ASI Global, LLC	TX	NIA	FrontierMEDEX, Inc.	Ownership	100.000	UnitedHealth Group Incorporated	
		00000	26-3878957				AssuranceRx, LLC	AL	NIA	BriovaRx, LLC	Ownership	100.000	UnitedHealth Group Incorporated	
		00000	47-0990056			0001529111	Audax Health Solutions, LLC	DE	NIA	Rally Health, Inc.	Ownership	100.000	UnitedHealth Group Incorporated	
		00000	80-0368187				Aveta Arizona, Inc.	AZ	NIA	NAMM Holdings, Inc.	Ownership	100.000	UnitedHealth Group Incorporated	
		00000	90-0632302				Aveta Health Solutions Inc.	DE	NIA	NAMM Holdings, Inc.	Ownership	100.000	UnitedHealth Group Incorporated	
		00000	20-4057813			0001355487	Aveta Inc.	DE	NIA	Collaborative Care Holdings, LLC	Ownership	100.000	UnitedHealth Group Incorporated	
		00000	27-2823524				Aveta Kansas City, Inc.	KS	NIA	NAMM Holdings, Inc.	Ownership	100.000	UnitedHealth Group Incorporated	
		00000	36-4704309				Aveta Tennessee, Inc.	DE	NIA	NAMM Holdings, Inc.	Ownership	100.000	UnitedHealth Group Incorporated	
		00000	26-2565032				AxelaCare Health Solutions, LLC	DE	NIA	AxelaCare Holdings, Inc.	Ownership	100.000	UnitedHealth Group Incorporated	
		00000	27-3918706			0001507772	AxelaCare Holdings, Inc.	DE	NIA	AxelaCare, LLC	Ownership	100.000	UnitedHealth Group Incorporated	
		00000	30-0842394				AxelaCare Intermediate Holdings, LLC	DE	NIA	OptumRx, Inc.	Ownership	100.000	UnitedHealth Group Incorporated	
		00000	61-1708598				AxelaCare, LLC	DE	NIA	AxelaCare Intermediate Holdings, LLC	Ownership	100.000	UnitedHealth Group Incorporated	
		00000	88-0267857				Behavioral Healthcare Options, Inc.	NV	NIA	Sierra Health Services, Inc.	Ownership	100.000	UnitedHealth Group Incorporated	
		00000	98-1112673				Bosque Medical Center Ltda.	BRA	NIA	Amil Assistência Médica Internacional S.A.	Ownership	77.554	UnitedHealth Group Incorporated	
		00000	98-1112673				Bosque Medical Center Ltda.	BRA	NIA	Esho – Empresa de Serviços Hospitalares S.A.	Ownership	22.446	UnitedHealth Group Incorporated	
		00000	11-3647935				BriovaRx of Florida, Inc.	DE	NIA	OptumRx PBM of Illinois, Inc.	Ownership	100.000	UnitedHealth Group Incorporated	
		00000	27-1930321				BriovaRx of Georgia, LLC	GA	NIA	BriovaRx, LLC	Ownership	100.000	UnitedHealth Group Incorporated	
		00000	27-2348504				BriovaRx of Hawaii, LLC	HI	NIA	OptumRx PBM of Illinois, Inc.	Ownership	100.000	UnitedHealth Group Incorporated	
		00000	46-2731176				BriovaRx of Indiana, LLC	IN	NIA	OptumRx PBM of Illinois, Inc.	Ownership	100.000	UnitedHealth Group Incorporated	
		00000	46-2790537				BriovaRx of Louisiana, LLC	LA	NIA	BriovaRx, LLC	Ownership	100.000	UnitedHealth Group Incorporated	
		00000	01-0516051			0001601630	BriovaRx of Maine, Inc.	ME	NIA	OptumRx PBM of Illinois, Inc.	Ownership	100.000	UnitedHealth Group Incorporated	
		00000	27-3331130				BriovaRx of Massachusetts, LLC	MA	NIA	OptumRx PBM of Illinois, Inc.	Ownership	100.000	UnitedHealth Group Incorporated	
		00000	45-2532834				BriovaRx of Nevada, LLC	NV	NIA	OptumRx PBM of Illinois, Inc.	Ownership	100.000	UnitedHealth Group Incorporated	
		00000	74-3103518				BriovaRx of New York, Inc.	NY	NIA	Salveo Specialty Pharmacy, Inc.	Ownership	100.000	UnitedHealth Group Incorporated	
		00000	20-2719823				BriovaRx of Texas, Inc.	TX	NIA	BriovaRx of Florida, Inc.	Ownership	100.000	UnitedHealth Group Incorporated	
		00000	55-0824381			0001601629	BriovaRx, LLC	AL	NIA	BriovaRx of Maine, Inc.	Ownership	100.000	UnitedHealth Group Incorporated	
		00000	46-1981651				Cardio Management, Inc.	DE	NIA	OrthoNet Holdings, Inc.	Ownership	100.000	UnitedHealth Group Incorporated	
		00000	20-8375685				Care Improvement Plus Group Management, LLC	MD	NIA	XLHealth Corporation	Ownership	100.000	UnitedHealth Group Incorporated	
0707	UnitedHealth Group Incorporated	12558	45-4976934				Care Improvement Plus of Texas Insurance Company	TX	IA	XLHealth Corporation	Ownership	100.000	UnitedHealth Group Incorporated	
0707	UnitedHealth Group Incorporated	12567	20-3888112				Care Improvement Plus South Central Insurance Company	AR	IA	XLHealth Corporation	Ownership	100.000	UnitedHealth Group Incorporated	
0707	UnitedHealth Group Incorporated	14041	27-5038136				Care Improvement Plus Wisconsin Insurance Company	WI	IA	XLHealth Corporation	Ownership	100.000	UnitedHealth Group Incorporated	
		00000	98-1328471				Casa de Saúde Santa Therezinha S.A.	BRA	NIA	Hospital Alvorada de Taguatinga Ltda.	Ownership	100.000	UnitedHealth Group Incorporated	
		00000	20-5807941				Catalyst360, LLC	DE	NIA	Optum Services, Inc.	Ownership	100.000	UnitedHealth Group Incorporated	
		00000	46-0666840			0001600768	Catamaran Health Solutions, LLC	DE	NIA	OptumRx Administrative Services, LLC	Ownership	100.000	UnitedHealth Group Incorporated	
		00000	80-0870454			0001600637	Catamaran Holdings I, LLC	DE	NIA	OptumRx Group Holdings, Inc.	Ownership	100.000	UnitedHealth Group Incorporated	
		00000	20-0218027				Catamaran IPA III, Inc.	NY	NIA	Catamaran PBM of Illinois II, Inc.	Ownership	100.000	UnitedHealth Group Incorporated	
		00000	27-4241298				Catamaran Mail, LLC	DE	NIA	Catamaran Health Solutions, LLC	Ownership	100.000	UnitedHealth Group Incorporated	
		00000	27-3419292				Catamaran of Pennsylvania, LLC	DE	NIA	Catamaran Health Solutions, LLC	Ownership	100.000	UnitedHealth Group Incorporated	
		00000	36-4049815			0001600742	Catamaran PBM of Illinois II, Inc.	IL	NIA	OptumRx PBM of Maryland, Inc.	Ownership	100.000	UnitedHealth Group Incorporated	
		00000	26-1424534				Catamaran PBM of Puerto Rico, LLC	NV	NIA	OptumRx PBM of Maryland, Inc.	Ownership	100.000	UnitedHealth Group Incorporated	
		00000	16-1767416				Catamaran PD of Pennsylvania, LLC	PA	NIA	Catamaran of Pennsylvania, LLC	Ownership	100.000	UnitedHealth Group Incorporated	
		00000	26-1438879				Catamaran PD of Puerto Rico, LLC	NV	NIA	OptumRx PBM of Maryland, Inc.	Ownership	100.000	UnitedHealth Group Incorporated	
		00000	88-0373347				Catamaran Pharmacy of Nevada, Inc.	NV	NIA	Catamaran Health Solutions, LLC	Ownership	100.000	UnitedHealth Group Incorporated	
		00000	26-3633484			0001601643	Catamaran Rebate Management, Inc.	NV	NIA	OptumRx PBM of Maryland, Inc.	Ownership	100.000	UnitedHealth Group Incorporated	

SCHEDULE Y
PART 1A - DETAIL OF INSURANCE HOLDING COMPANY SYSTEM

1	2	3	4	5	6	7	8	9	10	11	12	13	14	15
Group Code	Group Name	NAIC Company Code	ID Number	Federal RSSD	CIK	Name of Securities Exchange if Publicly Traded (U.S. or International)	Names of Parent, Subsidiaries Or Affiliates	Domiciliary Location	Relationship to Reporting Entity	Directly Controlled by (Name of Entity/Person)	Type of Control (Ownership, Board, Management, Attorney-in-Fact, Influence, Other)	If Control is Ownership Provide Percentage	Ultimate Controlling Entity(ies)/Person(s)	*
		00000	98-1069737			0001600973	Catamaran S.á.r.l.	LUX	NIA	OptumRx Group Holdings, Inc.	Ownership	100.000	UnitedHealth Group Incorporated	
		00000	26-0543382				Catamaran Senior Services, LLC	AL	NIA	Optum Hospice Pharmacy Services, LLC	Ownership	100.000	UnitedHealth Group Incorporated	
		00000	98-1111491				Cemed Care - Empresa de Atendimento Clínico Geral Ltda.	BRA	NIA	Amil Assistência Médica Internacional S.A.	Ownership	100.000	UnitedHealth Group Incorporated	
		00000	98-1111491				Cemed Care - Empresa de Atendimento Clínico Geral Ltda.	BRA	NIA	Amico Saúde Ltda.	Ownership	0.000	UnitedHealth Group Incorporated	
		00000	98-1310461				Centro Médico PJ Ltda.	BRA	NIA	Esho - Empresa de Serviços Hospitalares S.A.	Ownership	99.990	UnitedHealth Group Incorporated	
		00000	98-1310461				Centro Médico PJ Ltda.	BRA	NIA	Cemed Care - Empresa de Atendimento Clínico Geral Ltda.	Ownership	0.010	UnitedHealth Group Incorporated	
		00000	98-1094627				ChinaGate (Hong Kong) Limited	HKG	NIA	Optum, Inc.	Ownership	100.000	UnitedHealth Group Incorporated	
		00000	98-1094627				ChinaGate Company Limited	CHN	NIA	ChinaGate (Hong Kong) Limited	Ownership	100.000	UnitedHealth Group Incorporated	
		00000	98-1277015				CMS - Central de Manipulação e Serviços Farmacêuticos S.A.	BRA	NIA	COI - Clínicas Oncológicas Integradas S.A.	Ownership	100.000	UnitedHealth Group Incorporated	
		00000	56-2674371				Coachella Valley Physicians of PrimeCare, Inc.	CA	NIA	PrimeCare Medical Network, Inc.	Ownership	100.000	UnitedHealth Group Incorporated	
		00000	27-1193028				Coalition For Advanced Pharmacy Services, Inc.	DE	NIA	Catamaran Health Solutions, LLC	Ownership	100.000	UnitedHealth Group Incorporated	
		00000	98-1276040				COI - Clínicas Oncológicas Integradas S.A.	BRA	NIA	COI Participações S.A.	Ownership	100.000	UnitedHealth Group Incorporated	
		00000	98-1275801				COI Participações S.A.	BRA	NIA	Esho - Empresa de Serviços Hospitalares S.A.	Ownership	87.270	UnitedHealth Group Incorporated	
		00000	98-1275801				COI Participações S.A.	BRA	NIA	COI Participações S.A.	Ownership	12.730	UnitedHealth Group Incorporated	
		00000	27-2337616				Collaborative Care Holdings, LLC	DE	NIA	OptumHealth Holdings, LLC	Ownership	100.000	UnitedHealth Group Incorporated	
		00000	27-2337487				Collaborative Care Services, Inc.	DE	NIA	Collaborative Care Holdings, LLC	Ownership	100.000	UnitedHealth Group Incorporated	
		00000	27-3470466				Collaborative Care Solutions, LLC	DE	NIA	Collaborative Care Services, Inc.	Ownership	100.000	UnitedHealth Group Incorporated	
		00000	45-2614005				Collaborative Realty, LLC	NY	NIA	Collaborative Care Holdings, LLC	Ownership	100.000	UnitedHealth Group Incorporated	
		00000	11-3647007				Comfort Care Transportation, LLC	TX	NIA	WellMed Medical Management, Inc.	Ownership	100.000	UnitedHealth Group Incorporated	
		00000	61-1351358				Commonwealth Administrators, LLC	KY	NIA	UMR, Inc.	Ownership	100.000	UnitedHealth Group Incorporated	
		00000	20-1825933				Connexions HCl, LLC	FL	NIA	Connexions, Inc.	Ownership	100.000	UnitedHealth Group Incorporated	
		00000	59-3684411				Connexions, Inc.	FL	NIA	OptumHealth Holdings, LLC	Ownership	100.000	UnitedHealth Group Incorporated	
		00000	20-5654789				Crescent Drug Corp.	NY	NIA	Salveo Specialty Pharmacy, Inc.	Ownership	100.000	UnitedHealth Group Incorporated	
		00000	26-0080565				Cypress Care, Inc.	DE	NIA	Healthcare Solutions, Inc.	Ownership	100.000	UnitedHealth Group Incorporated	
		00000	52-1811176				Day-Op Surgery Consulting Company, LLC	DE	NIA	ProHEALTH Medical Management, LLC	Ownership	100.000	UnitedHealth Group Incorporated	
		00000	52-1811176				DBP Services of New York IPA, Inc.	NY	NIA	Dental Benefit Providers, Inc.	Ownership	100.000	UnitedHealth Group Incorporated	
		00000	52-1452809				Dental Benefit Providers of California, Inc.	CA	IA	Dental Benefit Providers, Inc.	Ownership	100.000	UnitedHealth Group Incorporated	
0707	UnitedHealth Group Incorporated	52053	36-4008355				Dental Benefit Providers of Illinois, Inc.	IL	IA	Dental Benefit Providers, Inc.	Ownership	100.000	UnitedHealth Group Incorporated	
		00000	41-2014834				Dental Benefit Providers, Inc.	DE	NIA	United HealthCare Services, Inc.	Ownership	100.000	UnitedHealth Group Incorporated	
		00000	98-1285762				Dilab Medicina Nuclear Ltda.	BRA	NIA	Esho - Empresa de Serviços Hospitalares S.A.	Ownership	85.000	UnitedHealth Group Incorporated	1
		00000	30-0238641				Distance Learning Network, Inc.	DE	NIA	OptumHealth Holdings, LLC	Ownership	100.000	UnitedHealth Group Incorporated	
		00000	59-3625966				Duncan Printing Services, LLC	SC	NIA	UnitedHealthcare Insurance Company	Ownership	100.000	UnitedHealth Group Incorporated	
		00000	84-1162764				DWIC of Tampa Bay, Inc.	FL	NIA	MedExpress Development, LLC	Ownership	100.000	UnitedHealth Group Incorporated	
		00000	98-1103713				Electronic Network Systems, Inc.	DE	NIA	OptumInsight, Inc.	Ownership	100.000	UnitedHealth Group Incorporated	
		00000					ELG FZE	ARE	NIA	Frontier MEDEX Limited	Ownership	100.000	UnitedHealth Group Incorporated	
		00000					Empire Physician Management Co, LLC	CA	NIA	North American Medical Management California, Inc.	Ownership	100.000	UnitedHealth Group Incorporated	
		00000	98-1111172				Esho - Empresa de Serviços Hospitalares S.A.	BRA	NIA	Amil Assistência Médica Internacional S.A.	Ownership	99.225	UnitedHealth Group Incorporated	4

SCHEDULE Y
PART 1A - DETAIL OF INSURANCE HOLDING COMPANY SYSTEM

1	2	3	4	5	6	7	8	9	10	11	12	13	14	15
Group Code	Group Name	NAIC Company Code	ID Number	Federal RSSD	CIK	Name of Securities Exchange if Publicly Traded (U.S. or International)	Names of Parent, Subsidiaries Or Affiliates	Domiciliary Location	Relationship to Reporting Entity	Directly Controlled by (Name of Entity/Person)	Type of Control (Ownership, Board, Management, Attorney-in-Fact, Influence, Other)	If Control is Ownership Provide Percentage	Ultimate Controlling Entity(ies)/Person(s)	*
		00000	98-1122399				Etho – Empresa de Tecnologia Hospitalar Ltda.	BRA	NIA	Amil Assistência Médica Internacional S.A.	Ownership	71.910	UnitedHealth Group Incorporated	1
		00000	86-0964571				Evercare Collaborative Solutions, Inc.	DE	NIA	Ovations, Inc.	Ownership	100.000	UnitedHealth Group Incorporated	
		00000	98-1111239				Excellion Serviços Biomédicos Ltda.	BRA	NIA	Esho – Empresa de Serviços Hospitalares S.A.	Ownership	100.000	UnitedHealth Group Incorporated	
		00000	98-1111239				Excellion Serviços Biomédicos Ltda.	BRA	NIA	Cemed Care – Empresa de Atendimento Clínico Geral Ltda.	Ownership	0.000	UnitedHealth Group Incorporated	
		00000	11-3669765				Executive Health Resources, Inc.	PA	NIA	OptumInsight, Inc.	Ownership	100.000	UnitedHealth Group Incorporated	
		00000	98-1259260				Exploration for Mine Clearance LLC	JRO	NIA	Frontier MEDEX Limited	Ownership	100.000	UnitedHealth Group Incorporated	
		00000	88-0223385				Family Health Care Services	NV	NIA	Sierra Health Services, Inc.	Ownership	100.000	UnitedHealth Group Incorporated	
		00000	88-0257036				Family Home Hospice, Inc.	NV	NIA	Sierra Health Services, Inc.	Ownership	100.000	UnitedHealth Group Incorporated	
		00000	26-4106571				First Rx Specialty and Mail Services, LLC	DE	NIA	Catamaran Health Solutions, LLC	Ownership	100.000	UnitedHealth Group Incorporated	
		00000	35-2456267				FMG Holdings, LLC	DE	NIA	UnitedHealth Group Incorporated	Ownership	100.000	UnitedHealth Group Incorporated	
		00000	86-0908902				FOR HEALTH OF ARIZONA, INC.	AZ	NIA	For Health, Inc.	Ownership	100.000	UnitedHealth Group Incorporated	
		00000	33-0766617				For Health, Inc.	DE	NIA	Inspiris, Inc.	Ownership	100.000	UnitedHealth Group Incorporated	
		00000	98-1029201				Frontier MEDEX Limited	GBR	NIA	UnitedHealthcare International I B.V.	Ownership	100.000	UnitedHealth Group Incorporated	
		00000	98-1172769				Frontier Medex Tanzania Limited	TZA	NIA	Frontier MEDEX Limited	Ownership	99.000	UnitedHealth Group Incorporated	2
		00000	68-0679514				FrontierMEDEX (RMS), Inc.	DE	NIA	FMG Holdings, LLC	Ownership	100.000	UnitedHealth Group Incorporated	
		00000	45-5339512				FrontierMEDEX Government Services, LLC	DE	NIA	FMG Holdings, LLC	Ownership	100.000	UnitedHealth Group Incorporated	
		00000	98-1147103				FrontierMEDEX Kenya Limited	KEN	NIA	Frontier MEDEX Limited	Ownership	99.900	UnitedHealth Group Incorporated	
		00000	98-1147103				FrontierMEDEX Kenya Limited	KEN	NIA	UnitedHealthcare International I B.V.	Ownership	0.100	UnitedHealth Group Incorporated	
		00000	98-1101521				FrontierMEDEX Limited	JRO	NIA	Frontier MEDEX Limited	Ownership	100.000	UnitedHealth Group Incorporated	
		00000	33-1219808				FrontierMEDEX US, Inc.	DE	NIA	FMG Holdings, LLC	Ownership	100.000	UnitedHealth Group Incorporated	
		00000	52-2230470				FrontierMEDEX, Inc.	MN	NIA	FrontierMEDEX US, Inc.	Ownership	100.000	UnitedHealth Group Incorporated	
		00000	37-0920164				gethealthinsurance.com Agency Inc.	IN	NIA	Golden Rule Financial Corporation	Ownership	100.000	UnitedHealth Group Incorporated	
		00000	20-3420886				Golden Outlook, Inc.	CA	NIA	Collaborative Care Holdings, LLC	Ownership	100.000	UnitedHealth Group Incorporated	
		00000	37-0855360				Golden Rule Financial Corporation	DE	NIA	UnitedHealth Group Incorporated	Ownership	100.000	UnitedHealth Group Incorporated	
0707	UnitedHealth Group Incorporated	62286	37-6028756	3057283			Golden Rule Insurance Company	IN	IA	Golden Rule Financial Corporation	Ownership	100.000	UnitedHealth Group Incorporated	
		00000	75-2196224				Guardian Health Systems Limited Partnership	OK	NIA	AxelaCare Holdings, Inc.	Ownership	99.950	UnitedHealth Group Incorporated	
		00000	75-2196224				Guardian Health Systems Limited Partnership	OK	NIA	AxelaCare Health Solutions, LLC	Ownership	0.050	UnitedHealth Group Incorporated	
		00000	98-0213198				H&W Indemnity (SPC), Ltd.	CYM	NIA	UnitedHealth Group Incorporated	Ownership	100.000	UnitedHealth Group Incorporated	
0707	UnitedHealth Group Incorporated	79480	35-1279304				Harken Health Insurance Company	WI	IA	UnitedHealthcare, Inc.	Ownership	100.000	UnitedHealth Group Incorporated	
		00000	23-2171049				Health Business Systems, Inc.	PA	NIA	OptumRx Administrative Services, LLC	Ownership	100.000	UnitedHealth Group Incorporated	
0707	UnitedHealth Group Incorporated	43893	13-3584296				Health Net Insurance of New York, Inc.	NY	IA	Oxford Health Plans LLC	Ownership	100.000	UnitedHealth Group Incorporated	
		00000	98-0153069				Health Net Services (Bermuda) Ltd.	BMU	NIA	Oxford Health Plans LLC	Ownership	100.000	UnitedHealth Group Incorporated	
0707	UnitedHealth Group Incorporated	96342	88-0201035				Health Plan of Nevada, Inc.	NV	IA	Sierra Health Services, Inc.	Ownership	100.000	UnitedHealth Group Incorporated	
		00000	98-1098167				Health Technology Analysts Pty Limited	AUS	NIA	OptumInsight, Inc.	Ownership	100.000	UnitedHealth Group Incorporated	
		00000	95-4763349				HealthAllies, Inc.	DE	NIA	OptumHealth Holdings, LLC	Ownership	100.000	UnitedHealth Group Incorporated	
		00000	77-0693060				Healthcare Solutions, Inc.	DE	NIA	OptumRx Administrative Services, LLC	Ownership	100.000	UnitedHealth Group Incorporated	
		00000	84-1472832				Highlands Ranch Healthcare, LLC	CO	NIA	Urgent Care MSO, LLC	Ownership	100.000	UnitedHealth Group Incorporated	
		00000	93-1103256				Home Care I.V. of Bend, LLC	OR	NIA	SCP Specialty Infusion, LLC	Ownership	100.000	UnitedHealth Group Incorporated	
		00000	27-0668812				Home Infusion With Heart, LLC	NE	NIA	AxelaCare Holdings, Inc.	Ownership	100.000	UnitedHealth Group Incorporated	
		00000	20-8910978				Hospice Inspiris Holdings, Inc.	TN	NIA	Inspiris, Inc.	Ownership	100.000	UnitedHealth Group Incorporated	
		00000	98-1286038				Hospitais Associados de Pernambuco Ltda.	BRA	NIA	Esho – Empresa de Serviços Hospitalares S.A.	Ownership	90.000	UnitedHealth Group Incorporated	1
		00000	98-1111920				Hospital Alvorada de Taguatinga Ltda.	BRA	NIA	Amil Assistência Médica Internacional S.A.	Ownership	79.628	UnitedHealth Group Incorporated	
		00000	98-1111920				Hospital Alvorada de Taguatinga Ltda.	BRA	NIA	Bosque Medical Center Ltda.	Ownership	20.372	UnitedHealth Group Incorporated	

SCHEDULE Y
PART 1A - DETAIL OF INSURANCE HOLDING COMPANY SYSTEM

1	2	3	4	5	6	7	8	9	10	11	12	13	14	15
Group Code	Group Name	NAIC Company Code	ID Number	Federal RSSD	CIK	Name of Securities Exchange if Publicly Traded (U.S. or International)	Names of Parent, Subsidiaries Or Affiliates	Domiciliary Location	Relationship to Reporting Entity	Directly Controlled by (Name of Entity/Person)	Type of Control (Ownership, Board, Management, Attorney-in-Fact, Influence, Other)	If Control is Ownership Provide Percentage	Ultimate Controlling Entity(ies)/Person(s)	*
		00000	98-1202916				Hospital AMA S.A.	BRA	NIA	Esho – Empresa de Serviços Hospitalares S.A.	Ownership	50.480	UnitedHealth Group Incorporated	
		00000	98-1202916				Hospital AMA S.A.	BRA	NIA	Seisa Serviços Integrados de Saúde Ltda.	Ownership	49.520	UnitedHealth Group Incorporated	
		00000	98-1203135				Hospital Carlos Chagas S.A.	BRA	NIA	Esho – Empresa de Serviços Hospitalares S.A.	Ownership	100.000	UnitedHealth Group Incorporated	
		00000	98-1310065				Hospital de Clínicas de Jacarepaguá Ltda.	BRA	NIA	Esho – Empresa de Serviços Hospitalares S.A.	Ownership	99.990	UnitedHealth Group Incorporated	
		00000	98-1310065				Hospital de Clínicas de Jacarepaguá Ltda.	BRA	NIA	Cemed Care – Empresa de Atendimento Clínico Geral Ltda.	Ownership	0.010	UnitedHealth Group Incorporated	
		00000	98-1284950				Hospital Maternidade Promater Ltda.	BRA	NIA	Esho – Empresa de Serviços Hospitalares S.A.	Ownership	100.000	UnitedHealth Group Incorporated	
		00000	98-1284950				Hospital Maternidade Promater Ltda.	BRA	NIA	Seisa Serviços Integrados de Saúde Ltda.	Ownership	0.000	UnitedHealth Group Incorporated	
		00000	98-1328324				Hospital Samaritano de São Paulo Ltda.	BRA	NIA	Esho – Empresa de Serviços Hospitalares S.A.	Ownership	100.000	UnitedHealth Group Incorporated	
		00000	98-1328324				Hospital Samaritano de São Paulo Ltda.	BRA	NIA	Hospital Alvorada de Taguatinga Ltda.	Ownership	0.000	UnitedHealth Group Incorporated	
		00000	26-2912304			0001441730	Humedica, Inc.	DE	NIA	United HealthCare Services, Inc.	Ownership	100.000	UnitedHealth Group Incorporated	
		00000	36-4331825				Hygeia Corporation	DE	NIA	UnitedHealth International, Inc.	Ownership	100.000	UnitedHealth Group Incorporated	
		00000	98-1099968				Hygeia Corporation	CAN	NIA	UnitedHealth Group International L.P.	Ownership	100.000	UnitedHealth Group Incorporated	
		00000					Imed Star – Serviços de Desempenho Organizacional Ltda.	BRA	NIA	Optum Health & Technology Serviços do Brasil Ltda.	Ownership	100.000	UnitedHealth Group Incorporated	
		00000					Imed Star – Serviços de Desempenho Organizacional Ltda.	BRA	NIA	UHG Brasil Participações S.A.	Ownership	0.000	UnitedHealth Group Incorporated	
		00000					Impel Consulting Experts, L.L.C.	TX	NIA	Impel Management Services, L.L.C.	Ownership	100.000	UnitedHealth Group Incorporated	
		00000					Impel Management Services, L.L.C.	TX	NIA	USMD Holdings, Inc.	Ownership	100.000	UnitedHealth Group Incorporated	
		00000	47-0941801				Infusource, LLC	CA	NIA	SCP Specialty Infusion, LLC	Ownership	100.000	UnitedHealth Group Incorporated	
		00000	62-1641102				Ingram & Associates, LLC	TN	NIA	Optum360, LLC	Ownership	100.000	UnitedHealth Group Incorporated	
		00000	88-0482274				inPharmative, Inc.	NV	NIA	Catamaran Health Solutions, LLC	Ownership	100.000	UnitedHealth Group Incorporated	
		00000	13-4138668				INSPIRIS of New York IPA, Inc.	NY	NIA	Inspiris, Inc.	Ownership	100.000	UnitedHealth Group Incorporated	
		00000	13-4138665				INSPIRIS of New York Management, Inc.	NY	NIA	Inspiris, Inc.	Ownership	100.000	UnitedHealth Group Incorporated	
		00000	20-5355196				Inspiris of Tennessee, Inc.	TN	NIA	Inspiris, Inc.	Ownership	100.000	UnitedHealth Group Incorporated	
		00000	26-2885572				INSPIRIS of Texas Physician Group	TX	NIA	Inspiris Services Company	Ownership	100.000	UnitedHealth Group Incorporated	
		00000	26-0683057				Inspiris Services Company	TN	NIA	Inspiris, Inc.	Ownership	100.000	UnitedHealth Group Incorporated	
		00000	33-0766366				Inspiris, Inc.	DE	NIA	Collaborative Care Holdings, LLC	Ownership	100.000	UnitedHealth Group Incorporated	
		00000					International Psychological Services Pty Limited	AUS	NIA	Optum Health & Technology (Australia) Pty Ltd	Ownership	100.000	UnitedHealth Group Incorporated	
		00000	98-1097022				IRX Financing I LLC	DE	NIA	OptumRx Administrative Services, LLC	Ownership	100.000	UnitedHealth Group Incorporated	
		00000	57-1089983				IV Specialists, Inc.	SC	NIA	Ambient Healthcare, Inc.	Ownership	100.000	UnitedHealth Group Incorporated	
		00000					Lifeprint Accountable Care Organization, LLC	DE	NIA	Collaborative Care Holdings, LLC	Ownership	100.000	UnitedHealth Group Incorporated	
		00000	32-0409538				Lifeprint East, Inc.	DE	NIA	Collaborative Care Holdings, LLC	Ownership	100.000	UnitedHealth Group Incorporated	
		00000	45-3143218				LifePrint Health, Inc.	DE	NIA	Collaborative Care Holdings, LLC	Ownership	100.000	UnitedHealth Group Incorporated	
		00000	27-2309024				Logistics Health, Inc.	WI	NIA	OptumHealth Holdings, LLC	Ownership	100.000	UnitedHealth Group Incorporated	
		00000	39-1974851				Lusiadas – Parcerias Cascais, S.A.	PRT	NIA	Lusiadas, SGPS, S.A.	Ownership	100.000	UnitedHealth Group Incorporated	
		00000	98-1137620				Lusiadas A.C.E.	PRT	NIA	Lusiadas, S.A.	Ownership	70.000	UnitedHealth Group Incorporated	
		00000	98-1139095				Lusiadas A.C.E.	PRT	NIA	Lusiadas, S.A.	Ownership	20.000	UnitedHealth Group Incorporated	
		00000	98-1139095				Lusiadas A.C.E.	PRT	NIA	Lusiadas – Parcerias Cascais, S.A.	Ownership	10.000	UnitedHealth Group Incorporated	
		00000	98-1139095				Lusiadas A.C.E.	PRT	NIA	Lusiadas, SGPS, S.A.	Ownership	100.000	UnitedHealth Group Incorporated	
		00000	98-1139089				Lusiadas, S.A.	PRT	NIA	Amil International	Ownership	100.000	UnitedHealth Group Incorporated	
		00000	98-1138570				Lusiadas, SGPS, S.A.	PRT	NIA		Ownership	100.000	UnitedHealth Group Incorporated	

SCHEDULE Y
PART 1A - DETAIL OF INSURANCE HOLDING COMPANY SYSTEM

1	2	3	4	5	6	7	8	9	10	11	12	13	14	15
Group Code	Group Name	NAIC Company Code	ID Number	Federal RSSD	CIK	Name of Securities Exchange if Publicly Traded (U.S. or International)	Names of Parent, Subsidiaries Or Affiliates	Domiciliary Location	Relationship to Reporting Entity	Directly Controlled by (Name of Entity/Person)	Type of Control (Ownership, Board, Management, Attorney-in-Fact, Influence, Other)	If Control is Ownership Provide Percentage	Ultimate Controlling Entity(ies)/Person(s)	*
		00000	98-1315536				Mamoeoco – Mamografia e Ecografia, Centro de Diagnóstico, Lda.	..PRT	..NIA	Lusiadas, S.A.	Ownership	100.000	UnitedHealth Group Incorporated	
		00000	52-2129787				MAMSI Insurance Resources, LLC	..MD	..NIA	OneNet PPO, LLC	Ownership	100.000	UnitedHealth Group Incorporated	
0707	UnitedHealth Group Incorporated	60321	52-1803283				MAMSI Life and Health Insurance Company	..MD	..IA	United HealthCare Services, Inc.	Ownership	100.000	UnitedHealth Group Incorporated	
		00000	14-1782475				Managed Physical Network, Inc.	..NY	..NIA	OptumHealth Care Solutions, Inc.	Ownership	100.000	UnitedHealth Group Incorporated	
		00000	20-2880404				March Holdings, Inc.	..CA	..NIA	Specialty Benefits, LLC	Ownership	100.000	UnitedHealth Group Incorporated	
		00000	20-3042852				March Vision Care, Inc.	..CA	..IA	March Holdings, Inc.	Ownership	100.000	UnitedHealth Group Incorporated	
		00000					Mat-Rx Development, L.L.C.	..TX	..NIA	USMD Inc.	Ownership	100.000	UnitedHealth Group Incorporated	
		00000					Mat-Rx Fort Worth GP, L.L.C.	..TX	..NIA	Mat-Rx Development, L.L.C.	Ownership	100.000	UnitedHealth Group Incorporated	
		00000	42-1741594				MD Ops, Inc.	..CA	..NIA	North American Medical Management				
0707	UnitedHealth Group Incorporated	96310	52-1169135				MD-Individual Practice Association, Inc.	..MD	..IA	California, Inc.	Ownership	100.000	UnitedHealth Group Incorporated	
		00000								United HealthCare Services, Inc.	Ownership	100.000	UnitedHealth Group Incorporated	
		00000					Medalliance Net Ltda.	..BRA	..NIA	Optum Health & Technology Serviços do Brasil Ltda.	Ownership	100.000	UnitedHealth Group Incorporated	
		00000					Medalliance Net Ltda.	..BRA	..NIA	UHG Brasil Participações S.A.	Ownership	0.000	UnitedHealth Group Incorporated	
		00000	52-2178531				MEDEX Insurance Services, Inc.	..MD	..NIA	FrontierMEDEX, Inc.	Ownership	100.000	UnitedHealth Group Incorporated	
		00000	20-3824377				MedExpress Development, LLC	..FL	..NIA	Urgent Care MSO, LLC	Ownership	100.000	UnitedHealth Group Incorporated	
		00000	20-2545363				MedExpress Urgent Care of Boynton Beach, LLC	..FL	..NIA	MedExpress Development, LLC	Ownership	100.000	UnitedHealth Group Incorporated	
0707	UnitedHealth Group Incorporated	00000					MedExpress Urgent Care, Inc. - Ohio	..OH	..NIA	Urgent Care Holdings, Inc.	Ownership	100.000	UnitedHealth Group Incorporated	
0707	UnitedHealth Group Incorporated	12756	20-3391186				Medica Health Plans of Florida, Inc.	..FL	..IA	United HealthCare Services, Inc.	Ownership	100.000	UnitedHealth Group Incorporated	
		12155	01-0788576				Medica HealthCare Plans, Inc.	..FL	..IA	United HealthCare Services, Inc.	Ownership	100.000	UnitedHealth Group Incorporated	
		00000					Medical Clinic of North Texas PLLC	..TX	..NIA	USMD Affiliated Services	Ownership	100.000	UnitedHealth Group Incorporated	
		00000	26-4808018				Medical Preparatory School of Allied Health, LLC	..TX	..NIA	WellMed Medical Management, Inc.	Ownership	100.000	UnitedHealth Group Incorporated	
		00000	32-0037402				Medical Transportation Services, LLC	..FL	..NIA	United HealthCare Services, Inc.	Ownership	100.000	UnitedHealth Group Incorporated	
		00000	75-2682287				MedSynergies North Texas, Inc.	..TX	..NIA	MedSynergies, Inc.	Ownership	100.000	UnitedHealth Group Incorporated	
		00000	75-2515691			0001012564	MedSynergies, Inc.	..DE	..NIA	Mustang Razorback Holdings, Inc.	Ownership	100.000	UnitedHealth Group Incorporated	
		00000					Metro I Stone Management Ltd.	..TX	..NIA	USMD Inc.	Ownership	60.000	UnitedHealth Group Incorporated	1
		00000	27-2252446				MHC Real Estate Holdings, LLC	..CA	..NIA	Monarch Management Services, Inc.	Ownership	100.000	UnitedHealth Group Incorporated	
		00000	20-4515146				Mission Road Pharmacy, Inc.	..CA	..NIA	Salveo Specialty Pharmacy, Inc.	Ownership	100.000	UnitedHealth Group Incorporated	
		00000	46-3949765				MN Waypoint Sports Physical Therapy, Inc.	..DE	..NIA	Orthology, Inc.	Ownership	100.000	UnitedHealth Group Incorporated	
		00000					Mobile Medical Professionals, Inc.	..IA	..NIA	TeamMD Iowa, Inc.	Ownership	100.000	UnitedHealth Group Incorporated	
		00000	31-1191553				Modern Medical, Inc.	..OH	..NIA	Healthcare Solutions, Inc.	Ownership	100.000	UnitedHealth Group Incorporated	
		00000	45-3142852				Monarch Management Services, Inc.	..DE	..NIA	Collaborative Care Holdings, LLC	Ownership	100.000	UnitedHealth Group Incorporated	
		00000					MSLA Management LLC	..DE	..NIA	Logistics Health, Inc.	Ownership	100.000	UnitedHealth Group Incorporated	
		00000	98-1285432				Multiangio Ltda.	..BRA	..NIA	Esho – Empresa de Serviços Hospitalares S.A.	Ownership	68.000	UnitedHealth Group Incorporated	1
		00000	47-1935798				Mustang Razorback Holdings, Inc.	..DE	..NIA	OptumInsight, Inc.	Ownership	100.000	UnitedHealth Group Incorporated	
		00000					MXMD Centros De Cancer, S. De R.L. De C.V.		..NIA	USMD Cancer Treatment Centers, L.L.C.	Ownership	50.000	UnitedHealth Group Incorporated	1
		00000	20-3236839				NAMM Holdings, Inc.	..DE	..NIA	Aveta Inc.	Ownership	100.000	UnitedHealth Group Incorporated	
0707	UnitedHealth Group Incorporated	95251	76-0196559				National Pacific Dental, Inc.	..TX	..IA	Dental Benefit Providers, Inc.	Ownership	100.000	UnitedHealth Group Incorporated	
0707	UnitedHealth Group Incorporated	95123	65-0996107				Neighborhood Health Partnership, Inc.	..FL	..IA	UnitedHealthcare, Inc.	Ownership	100.000	UnitedHealth Group Incorporated	
		00000	20-4755277				Netwerkes, LLC	..TN	..NIA	Payment Resolution Services, LLC	Ownership	100.000	UnitedHealth Group Incorporated	
		00000	46-3584152				Nevada Medical Services LLC	..NV	..NIA	Collaborative Care Services, Inc.	Ownership	100.000	UnitedHealth Group Incorporated	
0707	UnitedHealth Group Incorporated	95758	88-0228572				Nevada Pacific Dental	..NV	..IA	Dental Benefit Providers, Inc.	Ownership	100.000	UnitedHealth Group Incorporated	
		00000	36-3984647				North American Medical Management - Illinois, Inc.	..IL	..NIA	NAMM Holdings, Inc.	Ownership	100.000	UnitedHealth Group Incorporated	
		00000	33-0673955				North American Medical Management California, Inc.	..TN	..NIA	NAMM Holdings, Inc.	Ownership	100.000	UnitedHealth Group Incorporated	

SCHEDULE Y
PART 1A - DETAIL OF INSURANCE HOLDING COMPANY SYSTEM

1	2	3	4	5	6	7	8	9	10	11	12	13	14	15
Group Code	Group Name	NAIC Company Code	ID Number	Federal RSSD	CIK	Name of Securities Exchange if Publicly Traded (U.S. or International)	Names of Parent, Subsidiaries Or Affiliates	Domiciliary Location	Relationship to Reporting Entity	Directly Controlled by (Name of Entity/Person)	Type of Control (Ownership, Board, Management, Attorney-in-Fact, Influence, Other)	If Control is Ownership Provide Percentage	Ultimate Controlling Entity(ies)/Person(s)	*
		.00000	88-0245121				Northern Nevada Health Network, Inc.	.NV	.NIA	Sierra Health Services, Inc.	Ownership	.100.000	UnitedHealth Group Incorporated	
		.00000	63-0954765				Nutritional/Parenteral Home Care of Decatur, Inc.	.AL	.NIA	Nutritional/Parenteral Home Care, Inc.	Ownership	.100.000	UnitedHealth Group Incorporated	
		.00000	63-0964525				Nutritional/Parenteral Home Care of Huntsville, Inc.	.AL	.NIA	Nutritional/Parenteral Home Care, Inc.	Ownership	.100.000	UnitedHealth Group Incorporated	
		.00000	63-1284325				Nutritional/Parenteral Home Care, Inc.	.AL	.NIA	Ambient Healthcare, Inc.	Ownership	.100.000	UnitedHealth Group Incorporated	
		.00000	52-2129786				OneNet PPO, LLC	.MD	.NIA	UnitedHealthcare Insurance Company	Ownership	.100.000	UnitedHealth Group Incorporated	
.0707	UnitedHealth Group Incorporated	.96940	52-1518174				Optimum Choice, Inc.	.MD	.IA	United HealthCare Services, Inc.	Ownership	.100.000	UnitedHealth Group Incorporated	
		.00000	47-0858534	3202702			Optum Bank, Inc.	.UT	.NIA	OptumHealth Financial Services, Inc.	Ownership	.100.000	UnitedHealth Group Incorporated	
		.00000	36-3437660				Optum Biometrics, Inc.	.IL	.NIA	OptumHealth Care Solutions, Inc.	Ownership	.100.000	UnitedHealth Group Incorporated	
		.00000	45-3142512				Optum Clinical Services, Inc.	.DE	.NIA	Collaborative Care Holdings, LLC	Ownership	.100.000	UnitedHealth Group Incorporated	
		.00000	37-1782217			0001641013	Optum Clinics Holdings, Inc.	.DE	.NIA	Collaborative Care Holdings, LLC	Ownership	.97.200	UnitedHealth Group Incorporated	1
		.00000	38-3969193				Optum Clinics Intermediate Holdings, Inc.	.DE	.NIA	Optum Clinics Holdings, Inc.	Ownership	.100.000	UnitedHealth Group Incorporated	
		.00000	98-1325466				Optum Global Finance (Ireland) Unlimited Company	.JRL	.NIA	Optum Global Solutions (Ireland) Limited	Ownership	.100.000	UnitedHealth Group Incorporated	
		.00000	98-1103015				Optum Global Solutions (India) Private Limited	.JND	.NIA	Optum Global Solutions International B.V.	Ownership	.99.900	UnitedHealth Group Incorporated	
		.00000	98-1103015				Optum Global Solutions (India) Private Limited	.JND	.NIA	UnitedHealth International, Inc.	Ownership	.0.100	UnitedHealth Group Incorporated	
		.00000	98-1307821				Optum Global Solutions (Ireland) Limited	.JRL	.NIA	UnitedHealthcare International II S.á.r.l.	Ownership	.100.000	UnitedHealth Group Incorporated	
		.00000	98-1097776				Optum Global Solutions (Philippines), Inc.	.PHL	.NIA	Optum Global Solutions International B.V.	Ownership	.99.992	UnitedHealth Group Incorporated	2
		.00000	98-1201187				Optum Global Solutions International B.V.	.NLD	.NIA	Optum Technology, Inc.	Ownership	.100.000	UnitedHealth Group Incorporated	
		.00000	04-3574101				Optum Government Solutions, Inc.	.DE	.NIA	OptumInsight, Inc.	Ownership	.100.000	UnitedHealth Group Incorporated	
		.00000					Optum Health & Technology (Australia) Pty Ltd	.AUS	.NIA	Optum UK Solutions Group Limited	Ownership	.100.000	UnitedHealth Group Incorporated	
		.00000	98-1095799				Optum Health & Technology (India) Private Limited	.JND	.NIA	OptumHealth International B.V.	Ownership	.99.996	UnitedHealth Group Incorporated	
		.00000	98-1095799				Optum Health & Technology (India) Private Limited	.JND	.NIA	United Behavioral Health	Ownership	.0.004	UnitedHealth Group Incorporated	
		.00000					Optum Health & Technology (Singapore) Pte. Ltd.	.SGP	.NIA	OptumHealth International B.V.	Ownership	.100.000	UnitedHealth Group Incorporated	
		.00000	98-1095879				Optum Health & Technology (UK) Limited	.GBR	.NIA	Optum UK Solutions Group Limited	Ownership	.100.000	UnitedHealth Group Incorporated	
		.00000	20-2149493				Optum Health & Technology (US), LLC	.MO	.NIA	United Behavioral Health	Ownership	.100.000	UnitedHealth Group Incorporated	
		.00000	43-1747235				Optum Health & Technology Holdings (US), LLC	.MO	.NIA	Optum, Inc.	Ownership	.100.000	UnitedHealth Group Incorporated	
		.00000	98-1184561				Optum Health & Technology Serviços do Brasil Ltda.	.BRA	.NIA	Optum Global Solutions International B.V.	Ownership	.99.996	UnitedHealth Group Incorporated	
		.00000	98-1184561				Optum Health & Technology Serviços do Brasil Ltda.	.BRA	.NIA	OptumInsight, Inc.	Ownership	.0.004	UnitedHealth Group Incorporated	
		.00000	98-1276517				Optum Health and Technology FZ-LLC	.ARE	.NIA	Optum Global Solutions International B.V.	Ownership	.100.000	UnitedHealth Group Incorporated	
		.00000	98-1097921				Optum Health Services (Canada) Ltd.	.CAN	.NIA	Optum Health & Technology Holdings (US), LLC	Ownership	.100.000	UnitedHealth Group Incorporated	
		.00000	98-1147355				Optum Health Solutions (UK) Limited	.GBR	.NIA	Optum UK Solutions Group Limited	Ownership	.100.000	UnitedHealth Group Incorporated	
		.00000	58-2068880			0001460656	Optum Healthcare of Illinois, Inc.	.GA	.NIA	Optum Women's and Children's Health, LLC	Ownership	.100.000	UnitedHealth Group Incorporated	
		.00000	20-0212381				Optum Hospice Pharmacy Services, LLC	.DE	.NIA	Catamaran Health Solutions, LLC	Ownership	.100.000	UnitedHealth Group Incorporated	
.0707	UnitedHealth Group Incorporated	.69647	31-0628424				Optum Insurance of Ohio, Inc.	.OH	.IA	OptumRx PBM of Maryland, Inc.	Ownership	.100.000	UnitedHealth Group Incorporated	
		.00000	46-4734521				Optum Labs Dimensions, Inc.	.DE	.NIA	Optum Labs, Inc.	Ownership	.100.000	UnitedHealth Group Incorporated	

SCHEDULE Y
PART 1A - DETAIL OF INSURANCE HOLDING COMPANY SYSTEM

1	2	3	4	5	6	7	8	9	10	11	12	13	14	15
Group Code	Group Name	NAIC Company Code	ID Number	Federal RSSD	CIK	Name of Securities Exchange if Publicly Traded (U.S. or International)	Names of Parent, Subsidiaries Or Affiliates	Domiciliary Location	Relationship to Reporting Entity	Directly Controlled by (Name of Entity/Person)	Type of Control (Ownership, Board, Management, Attorney-in-Fact, Influence, Other)	If Control is Ownership Provide Percentage	Ultimate Controlling Entity(ies)/Person(s)	*
		00000	98-1249178				Optum Labs International (UK) Ltd.	GBR	NIA	Optum, Inc.	Ownership	100.000	UnitedHealth Group Incorporated	
		00000	46-1615964				Optum Labs, Inc.	DE	NIA	Optum, Inc.	Ownership	100.000	UnitedHealth Group Incorporated	
		00000	98-1209730				Optum Life Sciences (Canada) Inc.	CAN	NIA	OptumInsight Life Sciences, Inc.	Ownership	100.000	UnitedHealth Group Incorporated	
							Optum Management Consulting (Shanghai) Co., Ltd.	CHN	NIA	Optum Health & Technology Holdings (US), LLC	Ownership	100.000	UnitedHealth Group Incorporated	
		00000	98-1098190				Optum Nevada Accountable Care Organization LLC	DE	NIA	Collaborative Care Holdings, LLC	Ownership	100.000	UnitedHealth Group Incorporated	
		00000	20-8911466				Optum Palliative and Hospice Care of Pennsylvania, Inc.	TN	NIA	Hospice Inspiris Holdings, Inc.	Ownership	100.000	UnitedHealth Group Incorporated	
		00000	20-8911303				Optum Palliative and Hospice Care of Texas, Inc.	TN	NIA	Hospice Inspiris Holdings, Inc.	Ownership	100.000	UnitedHealth Group Incorporated	
		00000	30-0226127				Optum Palliative and Hospice Care, Inc.	DE	NIA	Collaborative Care Holdings, LLC	Ownership	100.000	UnitedHealth Group Incorporated	
		00000	20-4581265				Optum Public Sector Solutions, Inc.	DE	NIA	OptumInsight, Inc.	Ownership	100.000	UnitedHealth Group Incorporated	
		00000	46-3328009				Optum Rocket, Inc.	DE	NIA	OptumInsight, Inc.	Ownership	100.000	UnitedHealth Group Incorporated	
		00000	45-4683454				Optum Services, Inc.	DE	NIA	Optum, Inc.	Ownership	100.000	UnitedHealth Group Incorporated	
							Optum Solutions do Brasil – Tecnologia e Serviços de Suporte Ltda.	BRA	NIA	Optum Global Solutions International B.V.	Ownership	100.000	UnitedHealth Group Incorporated	
		00000					Optum Solutions do Brasil – Tecnologia e Serviços de Suporte Ltda.	BRA	NIA	OptumHealth International B.V.	Ownership	0.000	UnitedHealth Group Incorporated	
		00000	98-0644599				Optum Solutions UK Holdings Limited	GBR	NIA	Optum, Inc.	Ownership	100.000	UnitedHealth Group Incorporated	
		00000	46-5713629				Optum Technology, Inc.	DE	NIA	Optum, Inc.	Ownership	100.000	UnitedHealth Group Incorporated	
		00000	98-1097769				Optum UK Solutions Group Limited	GBR	NIA	Optum Solutions UK Holdings Limited	Ownership	100.000	UnitedHealth Group Incorporated	
		00000	58-2205984			0001460641	Optum Women's and Children's Health, LLC	DE	NIA	Alere Health, LLC	Ownership	100.000	UnitedHealth Group Incorporated	
		00000	30-0580620	3119994			Optum, Inc.	DE	NIA	United HealthCare Services, Inc.	Ownership	100.000	UnitedHealth Group Incorporated	
		00000	46-3983926				Optum360 Services, Inc.	DE	NIA	Optum Rocket, Inc.	Ownership	69.000	UnitedHealth Group Incorporated	1
		00000	46-3328307				Optum360, LLC	DE	NIA	Optum Rocket, Inc.	Ownership	75.000	UnitedHealth Group Incorporated	1
		00000	41-1591944				OptumHealth Care Solutions, Inc.	MN	NIA	OptumHealth Holdings, LLC	Ownership	100.000	UnitedHealth Group Incorporated	
		00000	47-0858530				OptumHealth Financial Services, Inc.	DE	NIA	OptumHealth Holdings, LLC	Ownership	100.000	UnitedHealth Group Incorporated	
		00000	47-1192395				OptumHealth Holdings, LLC	DE	NIA	Optum, Inc.	Ownership	100.000	UnitedHealth Group Incorporated	
		00000	98-1106868				OptumHealth International B.V.	NLD	NIA	Optum, Inc.	Ownership	100.000	UnitedHealth Group Incorporated	
		00000					OptumInsight Holdings, LLC	DE	NIA	Optum, Inc.	Ownership	100.000	UnitedHealth Group Incorporated	
		00000	04-3383745				OptumInsight Life Sciences, Inc.	DE	NIA	OptumInsight, Inc.	Ownership	100.000	UnitedHealth Group Incorporated	
		00000	41-1858498				OptumInsight, Inc.	DE	NIA	OptumInsight Holdings, LLC	Ownership	100.000	UnitedHealth Group Incorporated	
		00000	75-2578509			0001600762	OptumRx Administrative Services, LLC	TX	NIA	Catamaran Holdings I, LLC	Ownership	100.000	UnitedHealth Group Incorporated	
		00000	31-1728846				OptumRx Discount Card Services, LLC	DE	NIA	OptumRx PBM of Illinois, Inc.	Ownership	100.000	UnitedHealth Group Incorporated	
		00000	47-4734235				OptumRx Group Holdings, Inc.	DE	NIA	Optum, Inc.	Ownership	100.000	UnitedHealth Group Incorporated	
		00000					OptumRx Holdings, LLC	DE	NIA	Optum, Inc.	Ownership	100.000	UnitedHealth Group Incorporated	
		00000	47-1734077				OptumRx Home Delivery of Illinois, LLC	IL	NIA	OptumRx PBM of Illinois, Inc.	Ownership	100.000	UnitedHealth Group Incorporated	
										First Rx Specialty and Mail Services, LLC	Ownership	100.000	UnitedHealth Group Incorporated	
		00000	34-1472211				OptumRx Home Delivery of Ohio, Inc.	OH	NIA	OptumRx, Inc.	Ownership	100.000	UnitedHealth Group Incorporated	
		00000	20-0151096				OptumRx NY IPA, Inc.	NY	NIA	OptumRx, Inc.	Ownership	100.000	UnitedHealth Group Incorporated	
		00000	11-2581812			0001600760	OptumRx PBM of Illinois, Inc.	DE	NIA	OptumRx Administrative Services, LLC	Ownership	100.000	UnitedHealth Group Incorporated	
		00000	88-0361447			0001600759	OptumRx PBM of Maryland, Inc.	NV	NIA	Catamaran Health Solutions, LLC	Ownership	100.000	UnitedHealth Group Incorporated	
		00000	03-0592263			0001601641	OptumRx PBM of Pennsylvania, LLC	PA	NIA	Catamaran of Pennsylvania, LLC	Ownership	100.000	UnitedHealth Group Incorporated	
		00000	38-3693753				OptumRx PBM of Wisconsin, LLC	WI	NIA	OptumRx PBM of Illinois, Inc.	Ownership	100.000	UnitedHealth Group Incorporated	
		00000	61-1485410				OptumRx PD of Maryland, Inc.	NV	NIA	OptumRx PBM of Maryland, Inc.	Ownership	100.000	UnitedHealth Group Incorporated	
		00000	47-3146510				OptumRx Pharmacy, Inc.	DE	NIA	OptumRx, Inc.	Ownership	100.000	UnitedHealth Group Incorporated	
		00000	33-0441200				OptumRx, Inc.	CA	NIA	OptumRx Holdings, LLC	Ownership	100.000	UnitedHealth Group Incorporated	
		00000	46-2881462				Orthology Mid-Atlantic, Inc.	DE	NIA	Orthology, Inc.	Ownership	100.000	UnitedHealth Group Incorporated	
		00000	46-2742615				Orthology, Inc.	DE	NIA	UnitedHealth Group Ventures, LLC	Ownership	80.000	UnitedHealth Group Incorporated	1
		00000	13-3960641			0001342696	OrthoNet Holdings, Inc.	DE	NIA	OptumHealth Care Solutions, Inc.	Ownership	100.000	UnitedHealth Group Incorporated	

SCHEDULE Y
PART 1A - DETAIL OF INSURANCE HOLDING COMPANY SYSTEM

1	2	3	4	5	6	7	8	9	10	11	12	13	14	15
Group Code	Group Name	NAIC Company Code	ID Number	Federal RSSD	CIK	Name of Securities Exchange if Publicly Traded (U.S. or International)	Names of Parent, Subsidiaries Or Affiliates	Domiciliary Location	Relationship to Reporting Entity	Directly Controlled by (Name of Entity/Person)	Type of Control (Ownership, Board, Management, Attorney-in-Fact, Influence, Other)	If Control is Ownership Provide Percentage	Ultimate Controlling Entity(ies)/Person(s)	*
		00000	13-3818652				OrthoNet LLC	NY	NIA	OrthoNet Holdings, Inc.	Ownership	100.000	UnitedHealth Group Incorporated	
		00000	13-4025898				OrthoNet New York IPA, Inc.	NY	NIA	OrthoNet Holdings, Inc.	Ownership	100.000	UnitedHealth Group Incorporated	
		00000	30-0029448				OrthoNet of the Mid-Atlantic, Inc.	DE	IA	OrthoNet Holdings, Inc.	Ownership	100.000	UnitedHealth Group Incorporated	
		00000	26-2884306				OrthoNet of the South, Inc.	DE	NIA	OrthoNet Holdings, Inc.	Ownership	100.000	UnitedHealth Group Incorporated	
		00000	46-1581769				OrthoNet Services, Inc.	DE	NIA	OrthoNet Holdings, Inc.	Ownership	100.000	UnitedHealth Group Incorporated	
		00000	20-0221966				OrthoNet West, Inc.	DE	NIA	OrthoNet Holdings, Inc.	Ownership	100.000	UnitedHealth Group Incorporated	
		00000	41-1921007				Ovations, Inc.	DE	NIA	United HealthCare Services, Inc.	Ownership	100.000	UnitedHealth Group Incorporated	
		00000	06-1587795				Oxford Benefit Management, Inc.	CT	NIA	Oxford Health Plans LLC	Ownership	100.000	UnitedHealth Group Incorporated	
0707	UnitedHealth Group Incorporated	78026	22-2797560				Oxford Health Insurance, Inc.	NY	IA	UnitedHealthcare Insurance Company	Ownership	100.000	UnitedHealth Group Incorporated	
0707	UnitedHealth Group Incorporated	96798	06-1181201				Oxford Health Plans (CT), Inc.	CT	IA	Oxford Health Plans LLC	Ownership	100.000	UnitedHealth Group Incorporated	
0707	UnitedHealth Group Incorporated	95506	22-2745725				Oxford Health Plans (NJ), Inc.	NJ	IA	Oxford Health Plans LLC	Ownership	100.000	UnitedHealth Group Incorporated	
0707	UnitedHealth Group Incorporated	95479	06-1181200				Oxford Health Plans (NY), Inc.	NY	IA	Oxford Health Plans LLC	Ownership	100.000	UnitedHealth Group Incorporated	
		00000	52-2443751				Oxford Health Plans LLC	DE	NIA	UnitedHealth Group Incorporated	Ownership	100.000	UnitedHealth Group Incorporated	
		00000	46-3531389				P2 Lower Acquisition, LLC	DE	NIA	Progressive Enterprises Holdings, Inc.	Ownership	100.000	UnitedHealth Group Incorporated	
0707	UnitedHealth Group Incorporated	70785	35-1137395				PacifiCare Life and Health Insurance Company	IN	IA	United HealthCare Services, Inc.	Ownership	100.000	UnitedHealth Group Incorporated	
0707	UnitedHealth Group Incorporated	84506	95-2829463				PacifiCare Life Assurance Company	CO	IA	United HealthCare Services, Inc.	Ownership	100.000	UnitedHealth Group Incorporated	
0707	UnitedHealth Group Incorporated	95617	94-3267522		0001225819		PacifiCare of Arizona, Inc.	AZ	IA	United HealthCare Services, Inc.	Ownership	100.000	UnitedHealth Group Incorporated	
0707	UnitedHealth Group Incorporated	95434	84-1011378		0001225822		PacifiCare of Colorado, Inc.	CO	IA	United HealthCare Services, Inc.	Ownership	100.000	UnitedHealth Group Incorporated	
0707	UnitedHealth Group Incorporated	95685	86-0875231		0001225835		PacifiCare of Nevada, Inc.	NV	IA	United HealthCare Services, Inc.	Ownership	100.000	UnitedHealth Group Incorporated	
		00000	62-1451147				Payment Resolution Services, LLC	TN	NIA	OptumInsight, Inc.	Ownership	100.000	UnitedHealth Group Incorporated	
		00000	75-3265056				PCCCV, Inc.	CA	NIA	PrimeCare Medical Network, Inc.	Ownership	100.000	UnitedHealth Group Incorporated	
		00000	20-2447772				PCN DE Corp.	DE	NIA	OptumRx PBM of Illinois, Inc.	Ownership	100.000	UnitedHealth Group Incorporated	
		00000					Perham Physical Therapy, LTD.	MN	NIA	Orthology, Inc.	Ownership	100.000	UnitedHealth Group Incorporated	
		00000	68-0044962				Pharmaceutical Care Network	CA	NIA	PCN DE Corp.	Ownership	100.000	UnitedHealth Group Incorporated	
		00000	04-3722897				Pharmacy Review Services, LLC	FL	NIA	Tmesys, LLC	Ownership	100.000	UnitedHealth Group Incorporated	
		00000	35-2288416				PHC Subsidiary Holdings, LLC	TX	NIA	United HealthCare Services, Inc.	Ownership	100.000	UnitedHealth Group Incorporated	
		00000	20-8016933				PHYS Holding Corp.	DE	NIA	MedSynergies, Inc.	Ownership	100.000	UnitedHealth Group Incorporated	
		00000	20-8016984				PhyServe Holdings, Inc.	DE	NIA	MedSynergies, Inc.	Ownership	100.000	UnitedHealth Group Incorporated	
		00000								North American Medical Management -				
0707	UnitedHealth Group Incorporated	00000	80-0654665				Physician Care Partners, Inc.	IL	NIA	Illinois, Inc.	Ownership	100.000	UnitedHealth Group Incorporated	
		11494	04-3677255				Physicians Health Choice of Texas, LLC	TX	IA	PHC Subsidiary Holdings, LLC	Ownership	100.000	UnitedHealth Group Incorporated	
		00000	52-1162824				Physicians Health Plan of Maryland, Inc.	MD	NIA	United HealthCare Services, Inc.	Ownership	100.000	UnitedHealth Group Incorporated	
		00000					Plus One Health Management Puerto Rico, Inc.	PR	NIA	Plus One Holdings, Inc.	Ownership	100.000	UnitedHealth Group Incorporated	
		00000	13-3613705				Plus One Holdings, Inc.	DE	NIA	OptumHealth Care Solutions, Inc.	Ownership	100.000	UnitedHealth Group Incorporated	
		00000	80-0670247				PMI Acquisition, LLC	DE	NIA	PROGRESSIVE SOLUTIONS, LLC	Ownership	100.000	UnitedHealth Group Incorporated	
		00000	27-0920536				PMSI Holdco II, LLC	DE	NIA	P2 Lower Acquisition, LLC	Ownership	100.000	UnitedHealth Group Incorporated	
		00000	26-3148744				PMSI Holdings, LLC	DE	NIA	PMSI Holdco II, LLC	Ownership	100.000	UnitedHealth Group Incorporated	
		00000	59-3166848				PMSI Settlement Solutions, LLC	FL	NIA	PMSI Holdings, LLC	Ownership	100.000	UnitedHealth Group Incorporated	
		00000	56-2422696				PMSI, LLC	FL	NIA	PMSI Holdings, LLC	Ownership	100.000	UnitedHealth Group Incorporated	
		00000					Polar II Fundo de Investimento em Participações	BRA	NIA	S.á.r.l.	Ownership	100.000	UnitedHealth Group Incorporated	
		00000	98-1083164				Polo Holdco, LLC	DE	NIA	Collaborative Care Holdings, LLC	Ownership	80.100	UnitedHealth Group Incorporated	1
		00000	47-5563848				ppoONE, Inc.	DE	NIA	United HealthCare Services, Inc.	Ownership	100.000	UnitedHealth Group Incorporated	
		00000	75-2741619				Preferred Care Partners Holding, Corp.	FL	NIA	United HealthCare Services, Inc.	Ownership	100.000	UnitedHealth Group Incorporated	
		00000	65-0683927				Preferred Care Partners Medical Group, Inc.	FL	NIA	Preferred Care Partners Holding, Corp.	Ownership	100.000	UnitedHealth Group Incorporated	
0707	UnitedHealth Group Incorporated	00000	26-1845018				Preferred Care Partners, Inc.	FL	IA	Preferred Care Partners Holding, Corp.	Ownership	100.000	UnitedHealth Group Incorporated	
		11176	65-0885893				Premier Choice ACO, Inc.	CA	NIA	PrimeCare Medical Network, Inc.	Ownership	100.000	UnitedHealth Group Incorporated	
		00000	75-3265059				Prime Health, Inc.	NV	NIA	Sierra Health Services, Inc.	Ownership	100.000	UnitedHealth Group Incorporated	
		00000	88-0253112											

SCHEDULE Y
PART 1A - DETAIL OF INSURANCE HOLDING COMPANY SYSTEM

1	2	3	4	5	6	7	8	9	10	11	12	13	14	15
Group Code	Group Name	NAIC Company Code	ID Number	Federal RSSD	CIK	Name of Securities Exchange if Publicly Traded (U.S. or International)	Names of Parent, Subsidiaries Or Affiliates	Domiciliary Location	Relationship to Reporting Entity	Directly Controlled by (Name of Entity/Person)	Type of Control (Ownership, Board, Management, Attorney-in-Fact, Influence, Other)	If Control is Ownership Provide Percentage	Ultimate Controlling Entity(ies)/Person(s)	*
		00000	33-0607478				PrimeCare Medical Network, Inc.	CA	IA	NAAM Holdings, Inc.	Ownership	100.000	UnitedHealth Group Incorporated	
		00000	87-0757397				PrimeCare of Citrus Valley, Inc.	CA	NIA	PrimeCare Medical Network, Inc.	Ownership	80.000	UnitedHealth Group Incorporated	1
		00000	33-0674407				PrimeCare of Corona, Inc.	CA	NIA	PrimeCare Medical Network, Inc.	Ownership	100.000	UnitedHealth Group Incorporated	
		00000	33-0674401				PrimeCare of Hemet Valley, Inc.	CA	NIA	PrimeCare Medical Network, Inc.	Ownership	100.000	UnitedHealth Group Incorporated	
		00000	33-0674408				PrimeCare of Inland Valley, Inc.	CA	NIA	PrimeCare Medical Network, Inc.	Ownership	100.000	UnitedHealth Group Incorporated	
		00000	33-0674402				PrimeCare of Moreno Valley, Inc.	CA	NIA	PrimeCare Medical Network, Inc.	Ownership	100.000	UnitedHealth Group Incorporated	
		00000	33-0674400				PrimeCare of Redlands, Inc.	CA	NIA	PrimeCare Medical Network, Inc.	Ownership	100.000	UnitedHealth Group Incorporated	
		00000	33-0674404				PrimeCare of Riverside, Inc.	CA	NIA	PrimeCare Medical Network, Inc.	Ownership	100.000	UnitedHealth Group Incorporated	
		00000	14-1915328				PrimeCare of San Bernardino, Inc.	CA	NIA	PrimeCare Medical Network, Inc.	Ownership	100.000	UnitedHealth Group Incorporated	
		00000	33-0698439				PrimeCare of Sun City, Inc.	CA	NIA	PrimeCare Medical Network, Inc.	Ownership	100.000	UnitedHealth Group Incorporated	
		00000	33-0674409				PrimeCare of Temecula, Inc.	CA	NIA	PrimeCare Medical Network, Inc.	Ownership	100.000	UnitedHealth Group Incorporated	
		00000	14-1873402				Procura Management, Inc.	DE	NIA	Healthcare Solutions, Inc.	Ownership	100.000	UnitedHealth Group Incorporated	
		00000	27-4371197				Progressive Enterprises Holdings, Inc.	DE	NIA	OptumRx, Inc.	Ownership	100.000	UnitedHealth Group Incorporated	
		00000	31-1192384				Progressive Medical, LLC	OH	NIA	PMI Acquisition, LLC	Ownership	100.000	UnitedHealth Group Incorporated	
		00000	90-0642980				PROGRESSIVE SOLUTIONS, LLC	DE	NIA	P2 Lower Acquisition, LLC	Ownership	100.000	UnitedHealth Group Incorporated	
		00000	32-0229091				ProHEALTH Fitness of Lake Success, LLC	NY	NIA	ProHEALTH Medical Management, LLC	Ownership	82.620	UnitedHealth Group Incorporated	1
		00000	47-1049961				ProHEALTH Medical Management, LLC	DE	NIA	Collaborative Care Holdings, LLC	Ownership	80.000	UnitedHealth Group Incorporated	1
		00000	45-5470737				ProHealth Physicians ACO, LLC	CT	NIA	ProHealth Physicians, Inc.	Ownership	100.000	UnitedHealth Group Incorporated	
		00000	06-1446075				ProHealth Physicians, Inc.	CT	NIA	Polo Holdco, LLC	Ownership	100.000	UnitedHealth Group Incorporated	
		00000	32-0455430				ProHealth Proton Center Management, LLC	DE	NIA	ProHEALTH Medical Management, LLC	Ownership	100.000	UnitedHealth Group Incorporated	
		00000	57-0861358				Pronetics Health Care Group, Inc.	SC	NIA	Ambient Healthcare, Inc.	Ownership	100.000	UnitedHealth Group Incorporated	
		00000	52-2016292				Quality Software Services, Inc.	MD	NIA	OptumInsight, Inc.	Ownership	100.000	UnitedHealth Group Incorporated	
		00000	26-3168754				R&H Family Fitness Unlimited LLC	TX	NIA	WellMed Medical Management, Inc.	Ownership	100.000	UnitedHealth Group Incorporated	
		00000	35-2493256				Rally Health, Inc.	DE	NIA	Optum Services, Inc.	Ownership	100.000	UnitedHealth Group Incorporated	
		00000	80-0947972				Real Appeal, Inc.	DE	NIA	UnitedHealth Group Ventures, LLC	Ownership	98.000	UnitedHealth Group Incorporated	2
		00000	45-2215985			0001522802	Salveo Specialty Pharmacy, Inc.	DE	NIA	OptumRx Administrative Services, LLC	Ownership	100.000	UnitedHealth Group Incorporated	
		00000	27-2635371				SCP Specialty Infusion, LLC	DE	NIA	AxelaCare Holdings, Inc.	Ownership	100.000	UnitedHealth Group Incorporated	
		00000	88-0492251				ScripNet, LLC	DE	NIA	Healthcare Solutions, Inc.	Ownership	100.000	UnitedHealth Group Incorporated	
		00000					ScriptSwitch Limited	GBR	NIA	Optum UK Solutions Group Limited	Ownership	100.000	UnitedHealth Group Incorporated	
		00000	98-1202716				Seisa Serviços Integrados de Saúde Ltda.	BRA	NIA	Amil Assistência Médica Internacional S.A.	Ownership	100.000	UnitedHealth Group Incorporated	
		00000	98-1202716				Seisa Serviços Integrados de Saúde Ltda.	BRA	NIA	Cemed Care - Empresa de Atendimento Clínico Geral Ltda.	Ownership	0.000	UnitedHealth Group Incorporated	
		00000	20-4763091				Senior Care Partners, Inc.	IL	NIA	North American Medical Management - Illinois, Inc.	Ownership	100.000	UnitedHealth Group Incorporated	
		00000	27-1533951			0001487203	Serquinox Holdings LLC	DE	NIA	AxelaCare Holdings, Inc.	Ownership	100.000	UnitedHealth Group Incorporated	
		00000	27-1533840				Serquinox LLC	DE	NIA	Serquinox Holdings LLC	Ownership	100.000	UnitedHealth Group Incorporated	
0707	UnitedHealth Group Incorporated	71420	94-0734860				Sierra Health and Life Insurance Company, Inc.	NV	IA	Sierra Health Services, Inc.	Ownership	100.000	UnitedHealth Group Incorporated	
		00000	88-0200415			0000754009	Sierra Health Services, Inc.	NV	NIA	UnitedHealthcare, Inc.	Ownership	100.000	UnitedHealth Group Incorporated	
		00000	88-0254322				Sierra Health-Care Options, Inc.	NV	NIA	Sierra Health Services, Inc.	Ownership	100.000	UnitedHealth Group Incorporated	
		00000	88-0385705				Sierra Home Medical Products, Inc.	NV	NIA	Sierra Health Services, Inc.	Ownership	100.000	UnitedHealth Group Incorporated	
		00000	88-0264562				Sierra Nevada Administrators, Inc.	NV	NIA	Sierra Health Services, Inc.	Ownership	100.000	UnitedHealth Group Incorporated	
		00000	20-3741084				Sirona Infusion, L.L.C.	AZ	NIA	SCP Specialty Infusion, LLC	Ownership	100.000	UnitedHealth Group Incorporated	
		00000	88-0201420				Southwest Medical Associates, Inc.	NV	NIA	Sierra Health Services, Inc.	Ownership	100.000	UnitedHealth Group Incorporated	
		00000	38-2609888				Southwest Michigan Health Network Inc.	MI	NIA	UnitedHealthcare, Inc.	Ownership	100.000	UnitedHealth Group Incorporated	
		00000	41-1921983				Specialty Benefits, LLC	DE	NIA	United HealthCare Services, Inc.	Ownership	100.000	UnitedHealth Group Incorporated	
		00000	71-0886811				Spectera of New York, IPA, Inc.	NY	NIA	Spectera, Inc.	Ownership	100.000	UnitedHealth Group Incorporated	
		00000	52-1260282				Spectera, Inc.	MD	NIA	Specialty Benefits, LLC	Ownership	100.000	UnitedHealth Group Incorporated	
		00000					Sports and Spinal Physical Therapy, Inc.	DC	NIA	Orthology, Inc.	Ownership	100.000	UnitedHealth Group Incorporated	
		00000	46-5587702				Spotlite, Inc.	DE	NIA	Rally Health, Inc.	Ownership	100.000	UnitedHealth Group Incorporated	

SCHEDULE Y
PART 1A - DETAIL OF INSURANCE HOLDING COMPANY SYSTEM

1	2	3	4	5	6	7	8	9	10	11	12	13	14	15
Group Code	Group Name	NAIC Company Code	ID Number	Federal RSSD	CIK	Name of Securities Exchange if Publicly Traded (U.S. or International)	Names of Parent, Subsidiaries Or Affiliates	Domi-ciliary Location	Relation-ship to Reporting Entity	Directly Controlled by (Name of Entity/Person)	Type of Control (Ownership, Board, Management, Attorney-in-Fact, Influence, Other)	If Control is Owner-ship Provide Percen-tage	Ultimate Controlling Entity(ies)/Person(s)	*
0707	UnitedHealth Group Incorporated	00000	27-0008097				StoneRiver P2P Link, LLC	DE	NIA	StoneRiver Pharmacy Solutions, LLC	Ownership	100.000	UnitedHealth Group Incorporated	
		00000	62-1770924				StoneRiver Pharmacy Solutions, LLC	DE	NIA	PROGRESSIVE SOLUTIONS, LLC	Ownership	100.000	UnitedHealth Group Incorporated	
		00000	90-0884047				Summit Home Infusion, LLC	DE	NIA	AxelaCare Holdings, Inc.	Ownership	100.000	UnitedHealth Group Incorporated	
		00000					SXC Comet, LLC	DE	NIA	OptumRx Administrative Services, LLC	Ownership	100.000	UnitedHealth Group Incorporated	
		00000	46-1536748				Symphonix Health Holdings, LLC	DE	NIA	United HealthCare Services, Inc.	Ownership	100.000	UnitedHealth Group Incorporated	
		84549	38-2044243				Symphonix Health Insurance, Inc.	IL	IA	Symphonix Health Holdings, LLC	Ownership	100.000	UnitedHealth Group Incorporated	
		00000					TeamMD Holdings, Inc.	DE	NIA	UnitedHealth Group Ventures, LLC	Ownership	80.000	UnitedHealth Group Incorporated	1
		00000					TeamMD Iowa, Inc.	DE	NIA	TeamMD Holdings, Inc.	Ownership	100.000	UnitedHealth Group Incorporated	
		00000	56-1970224			0001284028	The Lewin Group, Inc.	NC	NIA	Optum Public Sector Solutions, Inc.	Ownership	100.000	UnitedHealth Group Incorporated	
		00000	25-1825549				Three Rivers Holdings, Inc.	DE	NIA	AmeriChoice Corporation	Ownership	100.000	UnitedHealth Group Incorporated	
		00000	59-3143128				Tmesys, LLC	FL	NIA	PMSI Holdings, LLC	Ownership	100.000	UnitedHealth Group Incorporated	
		00000								Esho – Empresa de Serviços Hospitalares S.A.	Ownership	89.000	UnitedHealth Group Incorporated	1
		00000	98-1287904				Topimagem Diagnóstico por Imagem Ltda.	BRA	NIA	FrontierMEDEX, Inc.	Ownership	100.000	UnitedHealth Group Incorporated	
		00000	52-1431155				Travel Express Incorporated	MD	NIA	Ambient Healthcare, Inc.	Ownership	100.000	UnitedHealth Group Incorporated	
		00000	20-4963945				Trinity Infusion, Inc.	NC	NIA	United Behavioral Health	Ownership	100.000	UnitedHealth Group Incorporated	
		00000	94-3077084				U.S. Behavioral Health Plan, California	CA	IA	UnitedHealthcare Global Canada Limited	Ownership	100.000	UnitedHealth Group Incorporated	
		00000	98-1113428				UHC Global Health Services BC Ltd.	CAN	NIA	UnitedHealth Group Incorporated	Ownership	100.000	UnitedHealth Group Incorporated	
		00000	41-1913059				UHC International Services, Inc.	DE	NIA	United HealthCare Services, Inc.	Ownership	100.000	UnitedHealth Group Incorporated	
		00000	95-2931460			0001225831	UHC of California	CA	IA	Polar II Fundo de Investimento em Participações	Ownership	100.000	UnitedHealth Group Incorporated	
		00000					UHG Brasil Participações S.A.	BRA	NIA	United HealthCare Services, Inc.	Ownership	100.000	UnitedHealth Group Incorporated	
		00000	41-1921008				UHIC Holdings, Inc.	DE	NIA	United HealthCare Services, Inc.	Ownership	100.000	UnitedHealth Group Incorporated	
0707	UnitedHealth Group Incorporated	00000	14-1892398				Ultima Rx, LLC	FL	NIA	United HealthCare Services, Inc.	Ownership	100.000	UnitedHealth Group Incorporated	5
		00000	39-1995276				UMR, Inc.	DE	NIA	United HealthCare Services, Inc.	Ownership	100.000	UnitedHealth Group Incorporated	
		91529	52-1996029				Unimerica Insurance Company	WI	IA	OptumHealth Holdings, LLC	Ownership	100.000	UnitedHealth Group Incorporated	
							Unimerica Life Insurance Company of New York							
0707	UnitedHealth Group Incorporated	11596	01-0637149				Unison Administrative Services, LLC	NY	IA	UnitedHealthcare Insurance Company	Ownership	100.000	UnitedHealth Group Incorporated	
		00000	25-1877716				Unison Health Plan of Delaware, Inc.	PA	NIA	Three Rivers Holdings, Inc.	Ownership	100.000	UnitedHealth Group Incorporated	
		00000	20-5917714				Unison Health Plan of the Capital Area, Inc.	DE	IA	Three Rivers Holdings, Inc.	Ownership	100.000	UnitedHealth Group Incorporated	
		13032	26-0651931				United Behavioral Health	DC	IA	OptumHealth Holdings, LLC	Ownership	100.000	UnitedHealth Group Incorporated	
0707	UnitedHealth Group Incorporated	00000	94-2649097				United Behavioral Health of New York, I.P.A., Inc.	CA	NIA	United HealthCare Services, Inc.	Ownership	100.000	UnitedHealth Group Incorporated	
		00000	41-1868911				United Health Foundation	NY	NIA	United HealthCare Services, Inc.	Ownership	100.000	UnitedHealth Group Incorporated	
		00000	41-1941615				United HealthCare Services, Inc.	CA	NIA	United HealthCare Services, Inc.	Ownership	100.000	UnitedHealth Group Incorporated	
		00000	41-1289245	3410132		0001310133	United Resource Networks IPA of New York, Inc.	MN	UDP	OptumHealth Care Solutions, Inc.	Ownership	100.000	UnitedHealth Group Incorporated	
		00000	30-0318238				UnitedHealth Advisors, LLC	NY	NIA	Optum Global Solutions International	Ownership	100.000	UnitedHealth Group Incorporated	
		00000	01-0538317				UnitedHealth Group Global Healthcare Services Limited	ME	NIA	B.V.	Ownership	100.000	UnitedHealth Group Incorporated	
		00000	98-1097761				UnitedHealth Group Incorporated	JRL	NIA	Optum Global Solutions (India) Private Limited	Ownership	100.000	UnitedHealth Group Incorporated	
		00000	41-1321939	4665014		0000731766	UnitedHealth Group Information Services Private Limited	DE	UIP	UnitedHealth Group Incorporated	Ownership	0.000	UnitedHealth Group Incorporated	
		00000	98-1093259				UnitedHealth Group International GP	IND	NIA	UnitedHealth Group Incorporated	Ownership	100.000	UnitedHealth Group Incorporated	
		00000	98-1079826				UnitedHealth Group International L.P.	CYM	NIA	UnitedHealth Group Incorporated	Ownership	100.000	UnitedHealth Group Incorporated	
		00000	98-1080118				UnitedHealth Group International L.P.	CYM	NIA	UnitedHealth Group Incorporated	Ownership	84.984	UnitedHealth Group Incorporated	5
		00000	98-1080118				UnitedHealth Group International L.P.	CYM	NIA	UnitedHealth Group Incorporated	Ownership	14.815	UnitedHealth Group Incorporated	5
		00000	98-1080118				UnitedHealth Group International L.P.	CYM	NIA	UnitedHealth Group Incorporated	Ownership	0.201	UnitedHealth Group Incorporated	5
		00000	46-3311984				UnitedHealth Group Ventures, LLC	DE	NIA	UnitedHealth Group Incorporated	Ownership	100.000	UnitedHealth Group Incorporated	
		00000	41-1917398				UnitedHealth International, Inc.	DE	NIA	UnitedHealth Group Incorporated	Ownership	100.000	UnitedHealth Group Incorporated	

SCHEDULE Y
PART 1A - DETAIL OF INSURANCE HOLDING COMPANY SYSTEM

1	2	3	4	5	6	7	8	9	10	11	12	13	14	15
Group Code	Group Name	NAIC Company Code	ID Number	Federal RSSD	CIK	Name of Securities Exchange if Publicly Traded (U.S. or International)	Names of Parent, Subsidiaries Or Affiliates	Domi-ciliary Location	Relation-ship to Reporting Entity	Directly Controlled by (Name of Entity/Person)	Type of Control (Ownership, Board, Management, Attorney-in-Fact, Influence, Other)	If Control is Owner-ship Provide Per-centage	Ultimate Controlling Entity(ies)/Person(s)	*
		00000	26-2574977				UnitedHealth Military & Veterans Services, LLC	DE	NIA	United HealthCare Services, Inc.	Ownership	100.000	UnitedHealth Group Incorporated	
		00000	98-0559902				UnitedHealth UK Limited	GBR	NIA	Optum Solutions UK Holdings Limited	Ownership	100.000	UnitedHealth Group Incorporated	
0707	UnitedHealth Group Incorporated	95174	33-0115163			0001225840	UnitedHealthcare Benefits of Texas, Inc.	TX	IA	United HealthCare Services, Inc.	Ownership	100.000	UnitedHealth Group Incorporated	
		00000	47-3221444				UnitedHealthcare Benefits Plan of California	CA	IA	United HealthCare Services, Inc.	Ownership	100.000	UnitedHealth Group Incorporated	
		00000	46-4348775				UnitedHealthcare Community Plan of California, Inc.	CA	IA	United HealthCare Services, Inc.	Ownership	100.000	UnitedHealth Group Incorporated	
0707	UnitedHealth Group Incorporated	13168	26-2688274				UnitedHealthcare Community Plan of Georgia, Inc.	GA	IA	AmeriChoice Corporation	Ownership	100.000	UnitedHealth Group Incorporated	
0707	UnitedHealth Group Incorporated	12323	56-2451429				UnitedHealthcare Community Plan of Ohio, Inc.	OH	IA	Three Rivers Holdings, Inc.	Ownership	100.000	UnitedHealth Group Incorporated	
0707	UnitedHealth Group Incorporated	11141	91-2008361				UnitedHealthcare Community Plan of Texas, L.L.C.	TX	IA	Ovations, Inc.	Ownership	100.000	UnitedHealth Group Incorporated	
0707	UnitedHealth Group Incorporated	95467	38-3204052				UnitedHealthcare Community Plan, Inc.	MI	IA	AmeriChoice Corporation	Ownership	100.000	UnitedHealth Group Incorporated	
		00000	98-1200034				UnitedHealthcare Consulting & Assistance Service (Beijing) Co., Ltd.	CHN	NIA	UnitedHealthcare International I B.V.	Ownership	100.000	UnitedHealth Group Incorporated	
		00000	98-1199879				UnitedHealthcare Europe S.á.r.l.	LUX	NIA	UnitedHealthcare International I S.á.r.l.	Ownership	100.000	UnitedHealth Group Incorporated	
		00000	98-1104429				UnitedHealthcare Global Canada Limited	CAN	NIA	UnitedHealthcare International I B.V.	Ownership	100.000	UnitedHealth Group Incorporated	
		00000	98-1099116				UnitedHealthcare India Private Limited	JND	NIA	UnitedHealthcare International II B.V.	Ownership	99.994	UnitedHealth Group Incorporated	
0707	UnitedHealth Group Incorporated	79413	98-1099116				UnitedHealthcare India Private Limited	JND	NIA	UnitedHealth International, Inc.	Ownership	0.007	UnitedHealth Group Incorporated	
		00000	98-1099116				UnitedHealthcare Insurance Company	CT	IA	UHC Holdings, Inc.	Ownership	100.000	UnitedHealth Group Incorporated	
0707	UnitedHealth Group Incorporated	60318	36-3800349				UnitedHealthcare Insurance Company of Illinois	IL	IA	UnitedHealthcare Insurance Company	Ownership	100.000	UnitedHealth Group Incorporated	
0707	UnitedHealth Group Incorporated	60093	11-3283886				UnitedHealthcare Insurance Company of New York	NY	IA	UnitedHealthcare Insurance Company	Ownership	100.000	UnitedHealth Group Incorporated	
0707	UnitedHealth Group Incorporated	12231	20-1902768				UnitedHealthcare Insurance Company of the River Valley	IL	IA	UnitedHealthcare Services Company of the River Valley, Inc.	Ownership	100.000	UnitedHealth Group Incorporated	
		00000	86-0618309				UnitedHealthcare Integrated Services, Inc.	AZ	IA	Ovations, Inc.	Ownership	100.000	UnitedHealth Group Incorporated	
		00000	41-1988797				UnitedHealthcare International Asia, LLC	DE	NIA	UnitedHealth Group Incorporated	Ownership	100.000	UnitedHealth Group Incorporated	
		00000	98-1100512				UnitedHealthcare International I B.V.	NLD	NIA	UnitedHealth Group International L.P.	Ownership	100.000	UnitedHealth Group Incorporated	
		00000	98-1079595				UnitedHealthcare International I S.á.r.l.	LUX	NIA	UnitedHealth Group International L.P.	Ownership	100.000	UnitedHealth Group Incorporated	
		00000	98-1100980				UnitedHealthcare International II B.V.	NLD	NIA	UnitedHealthcare International I B.V.	Ownership	100.000	UnitedHealth Group Incorporated	
		00000	98-1079459				UnitedHealthcare International II S.á.r.l.	LUX	NIA	UnitedHealthcare Europe S.á.r.l.	Ownership	100.000	UnitedHealth Group Incorporated	
		00000	98-1077436				UnitedHealthcare International III S.á.r.l.	LUX	NIA	UnitedHealthcare Europe S.á.r.l.	Ownership	69.999	UnitedHealth Group Incorporated	
		00000	98-1077436				UnitedHealthcare International III S.á.r.l.	LUX	NIA	UnitedHealthcare International II S.á.r.l.	Ownership	30.001	UnitedHealth Group Incorporated	
		00000	98-1080926				UnitedHealthcare International IV S.á.r.l.	LUX	NIA	UnitedHealthcare International II S.á.r.l.	Ownership	100.000	UnitedHealth Group Incorporated	
0707	UnitedHealth Group Incorporated	97179	98-1257473				UnitedHealthcare International V S.á.r.l.	LUX	NIA	Optum Global Solutions (Ireland) Limited	Ownership	100.000	UnitedHealth Group Incorporated	
0707	UnitedHealth Group Incorporated	95784	86-0207231				UnitedHealthcare Life Insurance Company	WI	IA	Golden Rule Financial Corporation	Ownership	100.000	UnitedHealth Group Incorporated	
0707	UnitedHealth Group Incorporated	96016	63-0899562				UnitedHealthcare of Alabama, Inc.	AL	IA	UnitedHealthcare, Inc.	Ownership	100.000	UnitedHealth Group Incorporated	
0707	UnitedHealth Group Incorporated	95446	86-0507074				UnitedHealthcare of Arizona, Inc.	AZ	IA	UnitedHealthcare, Inc.	Ownership	100.000	UnitedHealth Group Incorporated	
0707	UnitedHealth Group Incorporated	95090	63-1036819				UnitedHealthcare of Arkansas, Inc.	AR	IA	UnitedHealthcare, Inc.	Ownership	100.000	UnitedHealth Group Incorporated	
0707	UnitedHealth Group Incorporated	95264	84-1004639				UnitedHealthcare of Colorado, Inc.	CO	IA	UnitedHealthcare, Inc.	Ownership	100.000	UnitedHealth Group Incorporated	
0707	UnitedHealth Group Incorporated	95264	59-1293865				UnitedHealthcare of Florida, Inc.	FL	IA	UnitedHealthcare, Inc.	Ownership	100.000	UnitedHealth Group Incorporated	

SCHEDULE Y
PART 1A - DETAIL OF INSURANCE HOLDING COMPANY SYSTEM

1	2	3	4	5	6	7	8	9	10	11	12	13	14	15
Group Code	Group Name	NAIC Company Code	ID Number	Federal RSSD	CIK	Name of Securities Exchange if Publicly Traded (U.S. or International)	Names of Parent, Subsidiaries Or Affiliates	Domiciliary Location	Relationship to Reporting Entity	Directly Controlled by (Name of Entity/Person)	Type of Control (Ownership, Board, Management, Attorney-in-Fact, Influence, Other)	If Control is Ownership Provide Percentage	Ultimate Controlling Entity(ies)/Person(s)	*
...0707	UnitedHealth Group Incorporated	95850	58-1653544				UnitedHealthcare of Georgia, Inc.	GA	IA	UnitedHealthcare, Inc.	Ownership	100.000	UnitedHealth Group Incorporated	
...0707	UnitedHealth Group Incorporated	95776	36-3280214				UnitedHealthcare of Illinois, Inc.	IL	IA	UnitedHealthcare, Inc.	Ownership	100.000	UnitedHealth Group Incorporated	
...0707	UnitedHealth Group Incorporated	96644	62-1240316				UnitedHealthcare of Kentucky, Ltd.	KY	IA	United HealthCare Services, Inc.	Ownership	94.180	UnitedHealth Group Incorporated	3
...0707	UnitedHealth Group Incorporated	96644	62-1240316				UnitedHealthcare of Kentucky, Ltd.	KY	IA	UnitedHealthcare, Inc.	Ownership	5.820	UnitedHealth Group Incorporated	3
...0707	UnitedHealth Group Incorporated	95833	72-1074008				UnitedHealthcare of Louisiana, Inc.	LA	IA	UnitedHealthcare, Inc.	Ownership	100.000	UnitedHealth Group Incorporated	
...0707	UnitedHealth Group Incorporated	95716	63-1036817				UnitedHealthcare of Mississippi, Inc.	MS	IA	UnitedHealthcare, Inc.	Ownership	100.000	UnitedHealth Group Incorporated	
...0707	UnitedHealth Group Incorporated	95149	05-0413469				UnitedHealthcare of New England, Inc.	RI	IA	United HealthCare Services, Inc.	Ownership	100.000	UnitedHealth Group Incorporated	
...0707	UnitedHealth Group Incorporated	13214	26-2697886				UnitedHealthcare of New Mexico, Inc.	NM	IA	UnitedHealthcare Insurance Company	Ownership	100.000	UnitedHealth Group Incorporated	
...0707	UnitedHealth Group Incorporated	95085	06-1172891				UnitedHealthcare of New York, Inc.	NY	IA	AmeriChoice Corporation	Ownership	100.000	UnitedHealth Group Incorporated	
...0707	UnitedHealth Group Incorporated	95103	56-1461010				UnitedHealthcare of North Carolina, Inc.	NC	IA	UnitedHealthcare, Inc.	Ownership	100.000	UnitedHealth Group Incorporated	
...0707	UnitedHealth Group Incorporated	95186	31-1142815				UnitedHealthcare of Ohio, Inc.	OH	RE	United HealthCare Services, Inc.	Ownership	100.000	UnitedHealth Group Incorporated	
...0707	UnitedHealth Group Incorporated	96903	33-0115166				UnitedHealthcare of Oklahoma, Inc.	OK	IA	United HealthCare Services, Inc.	Ownership	100.000	UnitedHealth Group Incorporated	
...0707	UnitedHealth Group Incorporated	95893	93-0938819			0001225824	UnitedHealthcare of Oregon, Inc.	OR	IA	United HealthCare Services, Inc.	Ownership	100.000	UnitedHealth Group Incorporated	
...0707	UnitedHealth Group Incorporated	95220	25-1756858				UnitedHealthcare of Pennsylvania, Inc.	PA	IA	Three Rivers Holdings, Inc.	Ownership	100.000	UnitedHealth Group Incorporated	
...0707	UnitedHealth Group Incorporated	95765	95-3939697				UnitedHealthcare of Texas, Inc.	TX	IA	UnitedHealthcare, Inc.	Ownership	100.000	UnitedHealth Group Incorporated	
							UnitedHealthcare of the Mid-Atlantic, Inc.							
...0707	UnitedHealth Group Incorporated	95025	52-1130183					MD	IA	UnitedHealthcare, Inc.	Ownership	100.000	UnitedHealth Group Incorporated	
...0707	UnitedHealth Group Incorporated	95591	47-0676824				UnitedHealthcare of the Midlands, Inc.	NE	IA	UnitedHealthcare, Inc.	Ownership	100.000	UnitedHealth Group Incorporated	
...0707	UnitedHealth Group Incorporated	96385	43-1361841				UnitedHealthcare of the Midwest, Inc.	MO	IA	UnitedHealthcare, Inc.	Ownership	100.000	UnitedHealth Group Incorporated	
...0707	UnitedHealth Group Incorporated	95501	41-1488563				UnitedHealthcare of Utah, Inc.	UT	IA	UnitedHealthcare, Inc.	Ownership	100.000	UnitedHealth Group Incorporated	
...0707	UnitedHealth Group Incorporated	48038	91-1312551			0001225843	UnitedHealthcare of Washington, Inc.	WA	IA	United HealthCare Services, Inc.	Ownership	100.000	UnitedHealth Group Incorporated	
...0707	UnitedHealth Group Incorporated	95710	39-1555888				UnitedHealthcare of Wisconsin, Inc.	WI	IA	UnitedHealthcare, Inc.	Ownership	100.000	UnitedHealth Group Incorporated	
							UnitedHealthcare Plan of the River Valley, Inc.	IL	IA	UnitedHealthcare Services Company of the River Valley, Inc.	Ownership	100.000	UnitedHealth Group Incorporated	
...0707	UnitedHealth Group Incorporated	95378	36-3379945				UnitedHealthcare Service LLC	DE	NIA	UnitedHealthcare Insurance Company	Ownership	100.000	UnitedHealth Group Incorporated	
		00000	47-0854646				UnitedHealthcare Services Company of the River Valley, Inc.	DE	NIA	UnitedHealthcare, Inc.	Ownership	100.000	UnitedHealth Group Incorporated	
		00000	36-3355110				UnitedHealthcare Specialty Benefits, LLC	ME	NIA	Specialty Benefits, LLC	Ownership	100.000	UnitedHealth Group Incorporated	
		00000	01-0518346				UnitedHealthcare, Inc.	DE	NIA	United HealthCare Services, Inc.	Ownership	100.000	UnitedHealth Group Incorporated	
		00000	41-1922511							Optum Clinics Intermediate Holdings, Inc.				
		00000	26-0382877			0001453198	Urgent Care Holdings, Inc.	DE	NIA		Ownership	100.000	UnitedHealth Group Incorporated	
		00000	26-3667220				Urgent Care MSO, LLC	DE	NIA	Urgent Care Holdings, Inc.	Ownership	100.000	UnitedHealth Group Incorporated	
		00000					Urology Associates of North Texas, P.L.L.C.	TX	NIA	USMD Affiliated Services	Ownership	100.000	UnitedHealth Group Incorporated	
		00000					USMD Administrative Services, L.L.C.	TX	NIA	USMD Inc.	Ownership	100.000	UnitedHealth Group Incorporated	
		00000	27-2956222				USMD Affiliated Services	TX	NIA	USMD Inc.	Ownership	100.000	UnitedHealth Group Incorporated	
		00000					USMD Cancer Treatment Centers GP, L.L.C.	TX	NIA	USMD Cancer Treatment Centers, L.L.C.	Ownership	100.000	UnitedHealth Group Incorporated	
		00000	26-2245431				USMD Cancer Treatment Centers, L.L.C.	TX	NIA	USMD Inc.	Ownership	100.000	UnitedHealth Group Incorporated	
		00000					USMD CT (Mo), LLC	MO	NIA	USMD Cancer Treatment Centers, L.L.C.	Ownership	100.000	UnitedHealth Group Incorporated	
		00000	27-2803133				USMD Diagnostic Services, LLC	TX	NIA	USMD Inc.	Ownership	100.000	UnitedHealth Group Incorporated	
		00000	27-2866866			0001507881	USMD Holdings, Inc.	DE	NIA	WellMed Medical Management, Inc.	Ownership	100.000	UnitedHealth Group Incorporated	
		00000	20-8050318			0001404693	USMD Inc.	TX	NIA	USMD Holdings, Inc.	Ownership	100.000	UnitedHealth Group Incorporated	
		00000					USMD of Arlington GP, L.L.C.	TX	NIA	Mat-Rx Development, L.L.C.	Ownership	100.000	UnitedHealth Group Incorporated	
		00000					USMD PPM, LLC	TX	NIA	USMD Inc.	Ownership	100.000	UnitedHealth Group Incorporated	
		00000	87-0757396				Valley Physicians Network, Inc.	CA	NIA	PrimeCare Medical Network, Inc.	Ownership	100.000	UnitedHealth Group Incorporated	
		00000					WellMed Medical Management of Florida, Inc.	FL	NIA	WellMed Medical Management, Inc.	Ownership	100.000	UnitedHealth Group Incorporated	
		00000	74-2797745				WellMed Medical Management, Inc.	TX	NIA	Collaborative Care Holdings, LLC	Ownership	80.000	UnitedHealth Group Incorporated	1
		00000	74-2786364				WellMed Networks – DFW, Inc.	TX	NIA	USMD Inc.	Ownership	0.000	UnitedHealth Group Incorporated	
		00000	45-0636596				WESTMED Practice Partners LLC	DE	NIA	Collaborative Care Holdings, LLC	Ownership	86.150	UnitedHealth Group Incorporated	1
		00000	52-2102846			0001314524	XLHealth Corporation	MD	NIA	United HealthCare Services, Inc.	Ownership	100.000	UnitedHealth Group Incorporated	

SCHEDULE Y
PART 1A - DETAIL OF INSURANCE HOLDING COMPANY SYSTEM

1	2	3	4	5	6	7	8	9	10	11	12	13	14	15
Group Code	Group Name	NAIC Company Code	ID Number	Federal RSSD	CIK	Name of Securities Exchange if Publicly Traded (U.S. or International)	Names of Parent, Subsidiaries Or Affiliates	Domi-ciliary Loca-tion	Relation-ship to Reporting Entity	Directly Controlled by (Name of Entity/Person)	Type of Control (Ownership, Board, Management, Attorney-in-Fact, Influence, Other)	If Control is Owner-ship Provide Percen-tage	Ultimate Controlling Entity(ies)/Person(s)	*
	00000	98-1107695	XLHealth Corporation India Private Limited	...JND.....NIA.....	XLHealth Corporation	Ownership.....	..100.000	UnitedHealth Group Incorporated
	00000	11-3764012	Your Health Options Insurance Services, Inc.CA.....NIA.....	PrimeCare Medical Network, Inc.	Ownership.....	..100.000	UnitedHealth Group Incorporated
	00000	27-0172594	Your Partner in Health Services, Inc.IL.....NIA.....	North American Medical Management - Illinois, Inc.	Ownership.....	..100.000	UnitedHealth Group Incorporated

Asterisk	Explanation
1	The remaining percentage is owned by external shareholders, parties, investors, or non-affiliated companies.
2	The remaining percentage is owned by company officers and/or directors.
3	The general partnership interest of 89.77% is held by United HealthCare Services, Inc. (UHS) and 10.23% is held by UnitedHealthcare, Inc. (UHC). UHS also holds 100% of the limited partnership interests. When combining general and limited partner interests, UHS owns 94.18% and UC owns 5.82%.
4	The remaining 0.7409758% owned by external shareholders and 0.0340693% owned by Treasury Shares.
5	The limited partners of UnitedHealth Group International, L.P. include FMG Holdings, LLC (14.8145%), Hygeia Corporation (DE) (0.2012%) and UnitedHealth Group Incorporated (84.9843%). UnitedHealth Group International GP is the general partner of UnitedHealth Group International, L.P.

SUPPLEMENTAL EXHIBITS AND SCHEDULES INTERROGATORIES

The following supplemental reports are required to be filed as part of your statement filing. However, in the event that your company does not transact the type of business for which the special report must be filed, your response of NO to the specific interrogatory will be accepted in lieu of filing a "NONE" report and a bar code will be printed below. If the supplement is required of your company but is not being filed for whatever reason enter SEE EXPLANATION and provide an explanation following the interrogatory questions.

Response

1. Will the Medicare Part D Coverage Supplement be filed with the state of domicile and the NAIC with this statement?

NO

Explanation:

1. The Company does not offer Medicare Part D Supplement Product.

Bar Code:

1. Medicare Part D Coverage Supplement [Document Identifier 365]



OVERFLOW PAGE FOR WRITE-INS

SCHEDULE A - VERIFICATION

Real Estate

	1 Year to Date	2 Prior Year Ended December 31
1. Book/adjusted carrying value, December 31 of prior year		
2. Cost of acquired:		
2.1 Actual cost at time of acquisition		
2.2 Additional investment made after acquisition		
3. Current year change in encumbrances		
4. Total gain (loss) on disposals		
5. Deduct amounts received on disposals		
6. Total foreign exchange change in book/adjusted carrying value		
7. Deduct current year's other than temporary impairment recognized		
8. Deduct current year's depreciation		
9. Book/adjusted carrying value at the end of current period (Lines 1+2+3+4-5+6-7-8)		
10. Deduct total nonadmitted amounts		
11. Statement value at end of current period (Line 9 minus Line 10)		

SCHEDULE B - VERIFICATION

Mortgage Loans

	1 Year to Date	2 Prior Year Ended December 31
1. Book value/recorded investment excluding accrued interest, December 31 of prior year		
2. Cost of acquired:		
2.1 Actual cost at time of acquisition		
2.2 Additional investment made after acquisition		
3. Capitalized deferred interest and other		
4. Accrual of discount		
5. Unrealized valuation increase (decrease)		
6. Total gain (loss) on disposals		
7. Deduct amounts received on disposals		
8. Deduct amortization of premium and mortgage interest points and commitment fees		
9. Total foreign exchange change in book value/recorded investment excluding accrued interest		
10. Deduct current year's other than temporary impairment recognized		
11. Book value/recorded investment excluding accrued interest at end of current period (Lines 1+2+3+4+5+6-7-8+9-10)		
12. Total valuation allowance		
13. Subtotal (Line 11 plus Line 12)		
14. Deduct total nonadmitted amounts		
15. Statement value at end of current period (Line 13 minus Line 14)		

SCHEDULE BA - VERIFICATION

Other Long-Term Invested Assets

	1 Year to Date	2 Prior Year Ended December 31
1. Book/adjusted carrying value, December 31 of prior year		
2. Cost of acquired:		
2.1 Actual cost at time of acquisition		
2.2 Additional investment made after acquisition		
3. Capitalized deferred interest and other		
4. Accrual of discount		
5. Unrealized valuation increase (decrease)		
6. Total gain (loss) on disposals		
7. Deduct amounts received on disposals		
8. Deduct amortization of premium and depreciation		
9. Total foreign exchange change in book/adjusted carrying value		
10. Deduct current year's other than temporary impairment recognized		
11. Book/adjusted carrying value at end of current period (Lines 1+2+3+4+5+6-7-8+9-10)		
12. Deduct total nonadmitted amounts		
13. Statement value at end of current period (Line 11 minus Line 12)		

SCHEDULE D - VERIFICATION

Bonds and Stocks

	1 Year to Date	2 Prior Year Ended December 31
1. Book/adjusted carrying value of bonds and stocks, December 31 of prior year	94,570,491	189,461,199
2. Cost of bonds and stocks acquired	12,201,571	52,079,715
3. Accrual of discount	8,650	48,754
4. Unrealized valuation increase (decrease)	7,115	10,160
5. Total gain (loss) on disposals	1,041,675	2,355,969
6. Deduct consideration for bonds and stocks disposed of	67,828,904	147,082,269
7. Deduct amortization of premium	397,788	2,303,037
8. Total foreign exchange change in book/adjusted carrying value	0	0
9. Deduct current year's other than temporary impairment recognized	17,243	0
10. Book/adjusted carrying value at end of current period (Lines 1+2+3+4+5-6-7+8-9)	39,585,567	94,570,491
11. Deduct total nonadmitted amounts	0	0
12. Statement value at end of current period (Line 10 minus Line 11)	39,585,567	94,570,491

SCHEDULE D - PART 1B

Showing the Acquisitions, Dispositions and Non-Trading Activity
During the Current Quarter for all Bonds and Preferred Stock by NAIC Designation

NAIC Designation	1 Book/Adjusted Carrying Value Beginning of Current Quarter	2 Acquisitions During Current Quarter	3 Dispositions During Current Quarter	4 Non-Trading Activity During Current Quarter	5 Book/Adjusted Carrying Value End of First Quarter	6 Book/Adjusted Carrying Value End of Second Quarter	7 Book/Adjusted Carrying Value End of Third Quarter	8 Book/Adjusted Carrying Value December 31 Prior Year
BONDS								
1. NAIC 1 (a)	55,872,315	15,624,999	30,257,736	(261,865)	65,724,898	55,872,315	40,977,713	97,439,716
2. NAIC 2 (a)	3,451,786	558,981	0	138,072	3,135,562	3,451,786	4,148,839	13,665,874
3. NAIC 3 (a)	0	0	0	0	0	0	0	0
4. NAIC 4 (a)	0	0	0	0	0	0	0	0
5. NAIC 5 (a)	0	0	0	0	0	0	0	0
6. NAIC 6 (a)	0	0	0	0	0	0	0	0
7. Total Bonds	59,324,101	16,183,980	30,257,736	(123,793)	68,860,460	59,324,101	45,126,552	111,105,590
PREFERRED STOCK								
8. NAIC 1	0	0	0	0	0	0	0	0
9. NAIC 2	518,905	0	0	17,120	525,445	518,905	536,025	528,910
10. NAIC 3	0	0	0	0	0	0	0	0
11. NAIC 4	0	0	0	0	0	0	0	0
12. NAIC 5	0	0	0	0	0	0	0	0
13. NAIC 6	0	0	0	0	0	0	0	0
14. Total Preferred Stock	518,905	0	0	17,120	525,445	518,905	536,025	528,910
15. Total Bonds and Preferred Stock	59,843,006	16,183,980	30,257,736	(106,673)	69,385,905	59,843,006	45,662,577	111,634,500

(a) Book/Adjusted Carrying Value column for the end of the current reporting period includes the following amount of non-rated short-term and cash equivalent bonds by NAIC designation: NAIC 1 \$0 ; NAIC 2 \$0 ; NAIC 3 \$0 ;
NAIC 4 \$0 ; NAIC 5 \$0 ; NAIC 6 \$0

SCHEDULE DA - PART 1

Short-Term Investments

	1	2	3	4	5
	Book/Adjusted Carrying Value	Par Value	Actual Cost	Interest Collected Year-to-Date	Paid for Accrued Interest Year-to-Date
9199999 Totals	6,077,010	xxx	6,077,010	16,161	0

SCHEDULE DA - VERIFICATION

Short-Term Investments

	1	2
	Year To Date	Prior Year Ended December 31
1. Book/adjusted carrying value, December 31 of prior year	14,564,227	16,604,105
2. Cost of short-term investments acquired	122,741,007	924,885,950
3. Accrual of discount	0	0
4. Unrealized valuation increase (decrease)	0	0
5. Total gain (loss) on disposals	0	(75)
6. Deduct consideration received on disposals	131,228,224	926,902,438
7. Deduct amortization of premium	0	23,315
8. Total foreign exchange change in book/adjusted carrying value	0	0
9. Deduct current year's other than temporary impairment recognized	0	0
10. Book/adjusted carrying value at end of current period (Lines 1+2+3+4+5-6-7+8-9)	6,077,010	14,564,227
11. Deduct total nonadmitted amounts	0	0
12. Statement value at end of current period (Line 10 minus Line 11)	6,077,010	14,564,227

Schedule DB - Part A - Verification - Options, Caps, Floors, Collars, Swaps and Forwards
N O N E

Schedule DB - Part B - Verification - Futures Contracts
N O N E

Schedule DB - Part C - Section 1 - Replication (Synthetic Asset) Transactions (RSATs) Open
N O N E

Schedule DB-Part C-Section 2-Reconciliation of Replication (Synthetic Asset) Transactions Open
N O N E

Schedule DB - Verification - Book/Adjusted Carrying Value, Fair Value and Potential Exposure of
Derivatives
N O N E

SCHEDULE E - VERIFICATION

(Cash Equivalents)

	1	2
	Year To Date	Prior Year Ended December 31
1. Book/adjusted carrying value, December 31 of prior year	2,499,782	0
2. Cost of cash equivalents acquired	4,228,885	22,038,618
3. Accrual of discount	1,021	500
4. Unrealized valuation increase (decrease)	0	0
5. Total gain (loss) on disposals	1	(149)
6. Deduct consideration received on disposals	6,729,689	19,539,187
7. Deduct amortization of premium	0	0
8. Total foreign exchange change in book/adjusted carrying value	0	0
9. Deduct current year's other than temporary impairment recognized	0	0
10. Book/adjusted carrying value at end of current period (Lines 1+2+3+4+5-6-7+8-9)	0	2,499,782
11. Deduct total nonadmitted amounts	0	0
12. Statement value at end of current period (Line 10 minus Line 11)	0	2,499,782

Schedule A - Part 2 - Real Estate Acquired and Additions Made
N O N E

Schedule A - Part 3 - Real Estate Disposed
N O N E

Schedule B - Part 2 - Mortgage Loans Acquired and Additions Made
N O N E

Schedule B - Part 3 - Mortgage Loans Disposed, Transferred or Repaid
N O N E

Schedule BA - Part 2 - Other Long-Term Invested Assets Acquired and Additions Made
N O N E

Schedule BA - Part 3 - Other Long-Term Invested Assets Disposed, Transferred or Repaid
N O N E

STATEMENT AS OF SEPTEMBER 30, 2016 OF THE UnitedHealthcare of Ohio, Inc.

SCHEDULE D - PART 3

Show All Long-Term Bonds and Stock Acquired During the Current Quarter

1	2	3	4	5	6	7	8	9	10
CUSIP Identification	Description	Foreign	Date Acquired	Name of Vendor	Number of Shares of Stock	Actual Cost	Par Value	Paid for Accrued Interest and Dividends	NAIC Designation or Market Indicator (a)
912828-N9-7	US Treasury Note Floating Rate 0.522% 01/31/18		08/29/2016	Deutsche Bank		451,079	450,000	215	1
0599999. Subtotal - Bonds - U.S. Governments						451,079	450,000	215	XXX
57582R-KW-5	MASSACHUSETTS ST GO Non Call 5.000% 04/01/22		08/26/2016	Morgan Stanley		242,246	200,000	0	1FE
677522-HT-4	OHIO ST GO Non Call 5.000% 12/15/23		07/13/2016	Barclays Group Inc.		945,375	750,000	3,438	1FE
1799999. Subtotal - Bonds - U.S. States, Territories and Possessions						1,187,621	950,000	3,438	XXX
02665W-BF-7	AMERICAN HONDA F Corp Note Call MW 1.650% 07/12/21		07/07/2016	BNP Paribar Securities Corp		179,941	180,000	0	1FE
037833-BZ-2	APPLE INC Corp Note Call MW 2.450% 08/04/26		07/28/2016	JP Morgan Chase		314,140	315,000	0	1FE
22822V-AD-3	CROWN CASTLE INT Corp Note Call MW 2.250% 09/01/21		08/22/2016	CitiGroup		29,992	30,000	0	2FE
25466A-AJ-0	DISCOVER BANK Corp Note Call 3.450% 07/27/26		07/21/2016	CitiGroup		249,728	250,000	0	2FE
61761J-3R-8	MORGAN STANLEY Corp Note MW 3.125% 07/27/26		07/20/2016	Morgan Stanley		148,980	150,000	0	1FE
92343V-DD-3	VERIZON COMM INC Corp Note Call MW 2.625% 08/15/26		07/27/2016	Merrill Lynch		249,363	250,000	0	2FE
88167A-AD-3	TEVA PHARMACEUCI Corp Note MW 2.800% 07/21/23	F	07/18/2016	Barclays Group Inc.		29,900	30,000	0	2FE
3899999. Subtotal - Bonds - Industrial and Miscellaneous (Unaffiliated)						1,202,044	1,205,000	0	XXX
8399997. Total - Bonds - Part 3						2,840,744	2,605,000	3,653	XXX
8399998. Total - Bonds - Part 5						XXX	XXX	XXX	XXX
8399999. Total - Bonds						2,840,744	2,605,000	3,653	XXX
8999997. Total - Preferred Stocks - Part 3						0	XXX	0	XXX
8999998. Total - Preferred Stocks - Part 5						XXX	XXX	XXX	XXX
8999999. Total - Preferred Stocks						0	XXX	0	XXX
9799997. Total - Common Stocks - Part 3						0	XXX	0	XXX
9799998. Total - Common Stocks - Part 5						XXX	XXX	XXX	XXX
9799999. Total - Common Stocks						0	XXX	0	XXX
9899999. Total - Preferred and Common Stocks						0	XXX	0	XXX
9999999 - Totals						2,840,744	XXX	3,653	XXX

(a) For all common stock bearing the NAIC market indicator "U" provide: the number of such issues 0

STATEMENT AS OF SEPTEMBER 30, 2016 OF THE UnitedHealthcare of Ohio, Inc.

SCHEDULE D - PART 4

Show All Long-Term Bonds and Stock Sold, Redeemed or Otherwise Disposed of During the Current Quarter

1	2			3	4	5	6	7	8	9	10	Change In Book/Adjusted Carrying Value					16	17	18	19	20	21	22
												11	12	13	14	15							
CUSIP Identification	Description			For- eign	Disposal Date	Name of Purchaser	Number of Shares of Stock	Consid- eration	Par Value	Actual Cost	Prior Year Book/ Adjusted Carrying Value	Unrealized Valuation Increase/ (Decrease)	Current Year's (Amor- tization)/ Accretion	Current Year's Other Than Temporary Impairment Recogn- ized	Total Change in Book/ Adjusted Carrying Value (11 + 12 - 13)	Total Foreign Exchange Change in Book /Adjusted Carrying Value	Book/ Adjusted Carrying Value at Disposal Date	Foreign Exchange Gain (Loss) on Disposal	Realized Gain (Loss) on Disposal	Total Gain (Loss) on Disposal	Bond Interest/ Stock Dividends Received During Year	Stated Con- tractual Maturity Date	NAIC Desig- nation or Market In- dicator (a)
36296Q-E7-0	GNMA Pool	697758 MBS	4.500%	04/15/24	09/01/2016	Paydown	10,759	10,759	11,225	11,091	.0	(332)	.0	(332)	.0	10,759	.0	.0	.0	322	04/15/2024	1
36296Q-FA-2	GNMA Pool	697761 MBS	4.500%	04/15/24	09/01/2016	Paydown	18,653	18,653	19,460	19,230	.0	(577)	.0	(577)	.0	18,653	.0	.0	.0	532	04/15/2024	1
0599999	Subtotal - Bonds - U.S. Governments							29,412	29,412	30,685	30,321	.0	(909)	.0	(909)	.0	29,412	.0	.0	.0	854	XXX	XXX
604129-P7-5	MINNESOTA ST GO Non Call	5.000%	10/01/16	07/14/2016	CitiGroup		504,600	500,000	563,980	516,594	.0	(12,048)	.0	(12,048)	.0	504,546	.0	54	54	19,931	10/01/2016	1FE
1799999	Subtotal - Bonds - U.S. States, Territories and Possessions							504,600	500,000	563,980	516,594	.0	(12,048)	.0	(12,048)	.0	504,546	.0	54	54	19,931	XXX	XXX
3128ME-ME-8	FHLMC Pool	G15557 MBS	3.000%	11/01/30	09/01/2016	Paydown	42,415	42,415	44,310	44,041	.0	(1,626)	.0	(1,626)	.0	42,415	.0	.0	.0	982	11/01/2030	1
3128PQ-O6-1	FHLMC Pool	J11377 MBS	4.500%	12/01/24	09/01/2016	Paydown	20,275	20,275	21,257	21,002	.0	(727)	.0	(727)	.0	20,275	.0	.0	.0	610	12/01/2024	1
3128OS-Y7-5	FHLMC Pool	162534 MBS ARM	2.609%	10/01/36	09/01/2016	Paydown	15,512	15,512	15,565	15,512	.0	(41)	.0	(41)	.0	15,512	.0	.0	.0	260	10/01/2036	1
3128SA-DN-4	FHLMC Pool	100109 MBS ARM	2.789%	09/01/36	09/01/2016	Paydown	21,314	21,314	21,377	21,362	.0	(48)	.0	(48)	.0	21,314	.0	.0	.0	403	09/01/2036	1
31358N-M5-8	FNMA FNR	1992-119 Z CMO	8.000%	07/25/22	09/01/2016	Paydown	1,075	1,075	1,077	1,070	.0	.5	.0	.5	.0	1,075	.0	.0	.0	56	07/25/2022	1
31371M-AA-5	FNMA Pool	255701 MBS	5.000%	04/01/25	09/01/2016	Paydown	1,979	1,979	1,986	1,982	.0	(3)	.0	(3)	.0	1,979	.0	.0	.0	66	04/01/2025	1
31374S-SU-1	FNMA Pool	323159 MBS	7.500%	04/01/28	09/01/2016	Paydown	663	663	664	663	.0	.0	.0	.0	.0	663	.0	.0	.0	33	04/01/2028	1
31374T-RH-4	FNMA Pool	323688 MBS	7.500%	03/01/29	09/01/2016	Paydown	102	102	102	102	.0	.0	.0	.0	.0	102	.0	.0	.0	5	03/01/2029	1
31376A-YZ-5	FNMA Pool	350028 MBS	7.500%	12/01/25	09/01/2016	Paydown	241	241	242	241	.0	.0	.0	.0	.0	241	.0	.0	.0	13	12/01/2025	1
31379A-AK-1	FNMA Pool	413210 MBS	6.000%	04/01/28	09/01/2016	Paydown	.0	.0	.0	.0	.0	.0	.0	.0	.0	.0	.0	.0	.0	.0	04/01/2028	1
31380K-KF-6	FNMA Pool	442294 MBS	6.000%	10/01/28	09/01/2016	Paydown	17	17	17	17	.0	.0	.0	.0	.0	17	.0	.0	.0	1	10/01/2028	1
31383C-V6-9	FNMA Pool	499337 MBS	7.500%	08/01/29	09/01/2016	Paydown	162	162	162	162	.0	.0	.0	.0	.0	162	.0	.0	.0	8	08/01/2029	1
31389D-QH-3	FNMA Pool	622456 MBS	6.000%	12/01/16	09/01/2016	Paydown	2,161	2,161	2,172	2,155	.0	.6	.0	.6	.0	2,161	.0	.0	.0	86	12/01/2016	1
3138EJ-XP-8	FNMA Pool	AL2485 MBS	4.000%	09/01/42	09/01/2016	Paydown	14,904	14,904	16,205	16,144	.0	(1,239)	.0	(1,239)	.0	14,904	.0	.0	.0	401	09/01/2042	1
3138EK-QF-5	FNMA Pool	AL3153 MBS	4.000%	09/01/42	09/01/2016	Paydown	102,330	102,330	110,587	110,587	.0	(8,257)	.0	(8,257)	.0	102,330	.0	.0	.0	2,701	09/01/2042	1
3138M4-W6-5	FNMA Pool	AP1568 MBS	3.500%	02/01/43	09/01/2016	Paydown	14,162	14,162	14,898	14,860	.0	(698)	.0	(698)	.0	14,162	.0	.0	.0	300	02/01/2043	1
3138W7-GC-2	FNMA Pool	AP9194 MBS	3.000%	03/01/43	09/01/2016	Paydown	1,468	1,468	1,479	1,479	.0	(12)	.0	(12)	.0	1,468	.0	.0	.0	26	03/01/2043	1
3138X6-UE-3	FNMA Pool	AU6880 MBS	4.000%	09/01/43	09/01/2016	Paydown	14,281	14,281	15,058	15,051	.0	(770)	.0	(770)	.0	14,281	.0	.0	.0	346	09/01/2043	1
31410G-SS-8	FNMA Pool	889257 MBS	5.000%	04/01/21	09/01/2016	Paydown	52,088	52,088	55,466	54,058	.0	(1,970)	.0	(1,970)	.0	52,088	.0	.0	.0	1,732	04/01/2021	1
31414R-QC-2	FNMA Pool	973951 MBS	5.000%	04/01/23	09/01/2016	Paydown	5,263	5,263	5,567	5,474	.0	(212)	.0	(212)	.0	5,263	.0	.0	.0	175	04/01/2023	1
31417Y-JK-4	FNMA Pool	MA0265 MBS	5.000%	11/01/24	09/01/2016	Paydown	19,574	19,574	20,706	20,450	.0	(876)	.0	(876)	.0	19,574	.0	.0	.0	674	11/01/2024	1
882135-6E-1	TEXAS ST A & M U Rev Bond Non Call	5.000%	05/15/17	07/14/2016	Merrill Lynch		517,860	500,000	572,785	526,873	.0	(10,637)	.0	(10,637)	.0	516,237	.0	1,623	1,623	16,875	05/15/2017	1FE
3199999	Subtotal - Bonds - U.S. Special Revenues							847,846	829,986	922,101	871,847	.0	(27,105)	.0	(27,105)	.0	846,223	.0	1,623	1,623	25,753	XXX	XXX
02665W-BF-7	AMERICAN HONDA F Corp Note Call MW	1.650%	07/12/21	08/29/2016	Pershing		179,546	180,000	179,941	.0	.0	.2	.0	.2	.0	179,942	.0	(396)	(396)	404	07/12/2021	1FE
3899999	Subtotal - Bonds - Industrial and Miscellaneous (Unaffiliated)							179,546	180,000	179,941	.0	.0	.2	.0	.2	.0	179,942	.0	(396)	(396)	404	XXX	XXX
8399997	Total - Bonds - Part 4							1,561,404	1,539,398	1,696,707	1,418,762	.0	(40,060)	.0	(40,060)	.0	1,560,123	.0	1,281	1,281	46,942	XXX	XXX
8399998	Total - Bonds - Part 5							XXX	XXX	XXX	XXX	XXX	XXX	XXX	XXX	XXX	XXX	XXX	XXX	XXX	XXX	XXX	XXX
8399999	Total - Bonds							1,561,404	1,539,398	1,696,707	1,418,762	.0	(40,060)	.0	(40,060)	.0	1,560,123	.0	1,281	1,281	46,942	XXX	XXX
8999997	Total - Preferred Stocks - Part 4							.0	XXX	.0	.0	.0	.0	.0	.0	.0	.0	.0	.0	.0	.0	XXX	XXX
8999998	Total - Preferred Stocks - Part 5							XXX	XXX	XXX	XXX	XXX	XXX	XXX	XXX	XXX	XXX	XXX	XXX	XXX	XXX	XXX	XXX
8999999	Total - Preferred Stocks							.0	XXX	.0	.0	.0	.0	.0	.0	.0	.0	.0	.0	.0	.0	XXX	XXX
9799997	Total - Common Stocks - Part 4							.0	XXX	.0	.0	.0	.0	.0	.0	.0	.0	.0	.0	.0	.0	XXX	XXX
9799998	Total - Common Stocks - Part 5							XXX	XXX	XXX	XXX	XXX	XXX	XXX	XXX	XXX	XXX	XXX	XXX	XXX	XXX	XXX	XXX
9799999	Total - Common Stocks							.0	XXX	.0	.0	.0	.0	.0	.0	.0	.0	.0	.0	.0	.0	XXX	XXX
9899999	Total - Preferred and Common Stocks							.0	XXX	.0	.0	.0	.0	.0	.0	.0	.0	.0	.0	.0	.0	XXX	XXX
9999999	Totals							1,561,404	XXX	1,696,707	1,418,762	.0	(40,060)	.0	(40,060)	.0	1,560,123	.0	1,281	1,281	46,942	XXX	XXX

(a) For all common stock bearing the NAIC market indicator "U" provide: the number of such issues.....0

Schedule DB - Part A - Section 1 - Options, Caps, Floors, Collars, Swaps and Forwards Open
N O N E

Schedule DB - Part B - Section 1 - Futures Contracts Open
N O N E

Schedule DB - Part B - Section 1B - Brokers with whom cash deposits have been made
N O N E

Schedule DB - Part D - Section 1 - Counterparty Exposure for Derivative Instruments Open
N O N E

Schedule DB - Part D-Section 2 - Collateral for Derivative Instruments Open - Pledged By
N O N E

Schedule DB - Part D-Section 2 - Collateral for Derivative Instruments Open - Pledged To
N O N E

Schedule DL - Part 1 - Reinvested Collateral Assets Owned
N O N E

Schedule DL - Part 2 - Reinvested Collateral Assets Owned
N O N E

SCHEDULE E - PART 1 - CASH

[illegible]

STATEMENT AS OF SEPTEMBER 30, 2016 OF THE UnitedHealthcare of Ohio, Inc.

SCHEDULE E - PART 2 - CASH EQUIVALENTS

Show Investments Owned End of Current Quarter

1	2	3	4	5	6	7	8
Description	Code	Date Acquired	Rate of Interest	Maturity Date	Book/Adjusted Carrying Value	Amount of Interest Due and Accrued	Amount Received During Year
NONE							
8699999 - Total Cash Equivalents							