



HEALTH QUARTERLY STATEMENT  
AS OF JUNE 30, 2016  
OF THE CONDITION AND AFFAIRS OF THE  
UnitedHealthcare Community Plan of Ohio, Inc.

NAIC Group Code 0707 0707 NAIC Company Code 12323 Employer's ID Number 56-2451429  
(Current) (Prior)

Organized under the Laws of Ohio, State of Domicile or Port of Entry Ohio

Country of Domicile United States of America

Licensed as business type: Health Maintenance Organization

Is HMO Federally Qualified? Yes [ ] No [ X ]

Incorporated/Organized 03/29/2004 Commenced Business 10/01/2005

Statutory Home Office 9200 Worthington Road OH020-1000 Westerville, OH, US 43082  
(Street and Number) (City or Town, State, Country and Zip Code)

Main Administrative Office 9700 Health Care Lane MN017-E900  
(Street and Number)  
Minnetonka, MN, US 55343 952-979-6171  
(City or Town, State, Country and Zip Code) (Area Code) (Telephone Number)

Mail Address 9700 Health Care Lane MN017-E900 Minnetonka, MN, US 55343  
(Street and Number or P.O. Box) (City or Town, State, Country and Zip Code)

Primary Location of Books and Records 9700 Health Care Lane MN017-E900  
(Street and Number)  
Minnetonka, MN, US 55343 952-979-6171  
(City or Town, State, Country and Zip Code) (Area Code) (Telephone Number)

Internet Website Address www.uhccommunityplan.com

Statutory Statement Contact Rachel Ivelisse Ramos 952-406-4923  
(Name) (Area Code) (Telephone Number)  
rachel\_ramos@uhc.com 952-979-7825  
(E-mail Address) (FAX Number)

OFFICERS

President Tracy Lynn Davidson Treasurer Robert Worth Oberrender

Secretary Christina Regina Palme-Krizak Chief Financial Officer Dale Ray Moore

OTHER

Nyle Brent Cottingham, Vice President

Michelle Marie Huntley, Assistant Secretary

DIRECTORS OR TRUSTEES

Richard Gordon Dunlop

Joseph Gilbert Gaudio

Yasmine Herminia Winkler

State of County of

State of County of

State of County of

The officers of this reporting entity being duly sworn, each depose and say that they are the described officers of said reporting entity, and that on the reporting period stated above, all of the herein described assets were the absolute property of the said reporting entity, free and clear from any liens or claims thereon, except as herein stated, and that this statement, together with related exhibits, schedules and explanations therein contained, annexed or referred to, is a full and true statement of all the assets and liabilities and of the condition and affairs of the said reporting entity as of the reporting period stated above, and of its income and deductions therefrom for the period ended, and have been completed in accordance with the NAIC Annual Statement Instructions and Accounting Practices and Procedures manual except to the extent that: (1) state law may differ; or, (2) that state rules or regulations require differences in reporting not related to accounting practices and procedures, according to the best of their information, knowledge and belief, respectively. Furthermore, the scope of this attestation by the described officers also includes the related corresponding electronic filing with the NAIC, when required, that is an exact copy (except for formatting differences due to electronic filing) of the enclosed statement. The electronic filing may be requested by various regulators in lieu of or in addition to the enclosed statement.

Tracy Lynn Davidson Christina Regina Palme-Krizak Dale Ray Moore  
President Secretary Chief Financial Officer

Subscribed and sworn to before me this day of Subscribed and sworn to before me this day of Subscribed and sworn to before me this day of

- a. Is this an original filing?..... Yes [ X ] No [ ]
- b. If no,  
1. State the amendment number.....  
2. Date filed.....  
3. Number of pages attached.....

ASSETS

	Current Statement Date			4 December 31 Prior Year Net Admitted Assets
	1 Assets	2 Nonadmitted Assets	3 Net Admitted Assets (Cols. 1 - 2)	
1. Bonds .....	288,582,312	0	288,582,312	279,227,799
2. Stocks:				
2.1 Preferred stocks .....	0	0	0	0
2.2 Common stocks .....	0	0	0	0
3. Mortgage loans on real estate:				
3.1 First liens .....	0	0	0	0
3.2 Other than first liens.....	0	0	0	0
4. Real estate:				
4.1 Properties occupied by the company (less \$ .....0 encumbrances) .....	0	0	0	0
4.2 Properties held for the production of income (less \$ .....0 encumbrances) .....	0	0	0	0
4.3 Properties held for sale (less \$ .....0 encumbrances) .....	0	0	0	0
5. Cash (\$ .....951,169 ), cash equivalents (\$ .....0 ) and short-term investments (\$ .....44,254,375 ) .....	45,205,544	0	45,205,544	43,414,453
6. Contract loans (including \$ .....0 premium notes) .....	0	0	0	0
7. Derivatives .....	0	0	0	0
8. Other invested assets .....	0	0	0	0
9. Receivables for securities .....	0	0	0	0
10. Securities lending reinvested collateral assets .....	0	0	0	0
11. Aggregate write-ins for invested assets .....	0	0	0	0
12. Subtotals, cash and invested assets (Lines 1 to 11) .....	333,787,856	0	333,787,856	322,642,252
13. Title plants less \$ .....0 charged off (for Title insurers only) .....	0	0	0	0
14. Investment income due and accrued .....	2,115,339	0	2,115,339	2,238,999
15. Premiums and considerations:				
15.1 Uncollected premiums and agents' balances in the course of collection .....	35,160,779	0	35,160,779	11,210,184
15.2 Deferred premiums, agents' balances and installments booked but deferred and not yet due (including \$ .....0 earned but unbilled premiums) .....	0	0	0	0
15.3 Accrued retrospective premiums (\$ .....1,800,606 ) and contracts subject to redetermination (\$ .....10,227,163 ) .....	12,027,769	0	12,027,769	3,364,121
16. Reinsurance:				
16.1 Amounts recoverable from reinsurers .....	0	0	0	0
16.2 Funds held by or deposited with reinsured companies .....	0	0	0	0
16.3 Other amounts receivable under reinsurance contracts .....	0	0	0	0
17. Amounts receivable relating to uninsured plans .....	20,564,554	0	20,564,554	16,952,140
18.1 Current federal and foreign income tax recoverable and interest thereon .....	1,275,679	0	1,275,679	0
18.2 Net deferred tax asset .....	2,777,386	0	2,777,386	2,814,514
19. Guaranty funds receivable or on deposit .....	0	0	0	0
20. Electronic data processing equipment and software .....	0	0	0	0
21. Furniture and equipment, including health care delivery assets (\$ .....0 ) .....	0	0	0	0
22. Net adjustment in assets and liabilities due to foreign exchange rates .....	0	0	0	0
23. Receivables from parent, subsidiaries and affiliates .....	0	0	0	50,037,094
24. Health care (\$ .....21,612,938 ) and other amounts receivable .....	25,999,867	4,386,929	21,612,938	21,085,385
25. Aggregate write-ins for other than invested assets .....	355,219	355,219	0	0
26. Total assets excluding Separate Accounts, Segregated Accounts and Protected Cell Accounts (Lines 12 to 25) .....	434,064,448	4,742,148	429,322,300	430,344,689
27. From Separate Accounts, Segregated Accounts and Protected Cell Accounts .....	0	0	0	0
28. Total (Lines 26 and 27)	434,064,448	4,742,148	429,322,300	430,344,689
DETAILS OF WRITE-INS				
1101. ....				
1102. ....				
1103. ....				
1198. Summary of remaining write-ins for Line 11 from overflow page .....	0	0	0	0
1199. Totals (Lines 1101 through 1103 plus 1198)(Line 11 above)	0	0	0	0
2501. Gift Card Incentive Recoverable .....	355,219	355,219	0	0
2502. ....				
2503. ....				
2598. Summary of remaining write-ins for Line 25 from overflow page .....	0	0	0	0
2599. Totals (Lines 2501 through 2503 plus 2598)(Line 25 above)	355,219	355,219	0	0

LIABILITIES, CAPITAL AND SURPLUS

	Current Period			Prior Year
	1 Covered	2 Uncovered	3 Total	4 Total
1. Claims unpaid (less \$ .....15,428,988 reinsurance ceded) .....	139,222,853	0	139,222,853	145,460,359
2. Accrued medical incentive pool and bonus amounts .....	694,626	0	694,626	707,065
3. Unpaid claims adjustment expenses .....	2,389,268	0	2,389,268	2,357,515
4. Aggregate health policy reserves, including the liability of \$ .....0 for medical loss ratio rebate per the Public Health Service Act .....	8,722,931	0	8,722,931	10,889,670
5. Aggregate life policy reserves .....	0	0	0	0
6. Property/casualty unearned premium reserve .....	0	0	0	0
7. Aggregate health claim reserves .....	4,478,244	0	4,478,244	4,614,918
8. Premiums received in advance .....	0	0	0	0
9. General expenses due or accrued .....	53,506,164	0	53,506,164	30,906,276
10.1 Current federal and foreign income tax payable and interest thereon (including \$ .....0 on realized gains (losses)) .....	0	0	0	2,197,820
10.2 Net deferred tax liability .....	0	0	0	0
11. Ceded reinsurance premiums payable .....	170,562	0	170,562	106,610
12. Amounts withheld or retained for the account of others.....	0	0	0	0
13. Remittances and items not allocated .....	4,927,331	0	4,927,331	4,959,794
14. Borrowed money (including \$ .....0 current) and interest thereon \$ .....0 (including \$ .....0 current) .....	0	0	0	0
15. Amounts due to parent, subsidiaries and affiliates .....	24,992,664	0	24,992,664	0
16. Derivatives .....	0	0	0	0
17. Payable for securities .....	243,880	0	243,880	0
18. Payable for securities lending .....	0	0	0	0
19. Funds held under reinsurance treaties (with \$ .....0 authorized reinsurers, \$ .....0 unauthorized reinsurers and \$ .....0 certified reinsurers).....	0	0	0	0
20. Reinsurance in unauthorized and certified (\$ .....0 ) companies .....	0	0	0	0
21. Net adjustments in assets and liabilities due to foreign exchange rates .....	0	0	0	0
22. Liability for amounts held under uninsured plans .....	0	0	0	1,544
23. Aggregate write-ins for other liabilities (including \$ .....1,701,681 current) .....	1,782,555	0	1,782,555	1,197,423
24. Total liabilities (Lines 1 to 23) .....	241,131,078	0	241,131,078	203,398,994
25. Aggregate write-ins for special surplus funds .....	XXX	XXX	0	29,053,040
26. Common capital stock .....	XXX	XXX	1,000	1,000
27. Preferred capital stock .....	XXX	XXX	0	0
28. Gross paid in and contributed surplus .....	XXX	XXX	21,227,057	21,227,057
29. Surplus notes .....	XXX	XXX	0	0
30. Aggregate write-ins for other than special surplus funds .....	XXX	XXX	0	0
31. Unassigned funds (surplus) .....	XXX	XXX	166,963,165	176,664,598
32. Less treasury stock, at cost:				
32.1 .....0 shares common (value included in Line 26 \$ .....0 ) .....	XXX	XXX	0	0
32.2 .....0 shares preferred (value included in Line 27 \$ .....0 ) .....	XXX	XXX	0	0
33. Total capital and surplus (Lines 25 to 31 minus Line 32) .....	XXX	XXX	188,191,222	226,945,695
34. Total liabilities, capital and surplus (Lines 24 and 33)	XXX	XXX	429,322,300	430,344,689
DETAILS OF WRITE-INS				
2301. Unearned Pay for Performance (current) .....	26,674	0	26,674	26,674
2302. Unclaimed Property (non-current) .....	80,875	0	80,875	54,078
2303. Accrued Fines & Penalties .....	1,675,006	0	1,675,006	1,116,671
2398. Summary of remaining write-ins for Line 23 from overflow page .....	0	0	0	0
2399. Totals (Lines 2301 through 2303 plus 2398)(Line 23 above)	1,782,555	0	1,782,555	1,197,423
2501. Section 9010 ACA Subsequent Fee Year Assessment .....	XXX	XXX	0	29,053,040
2502. ....	XXX	XXX		
2503. ....	XXX	XXX		
2598. Summary of remaining write-ins for Line 25 from overflow page .....	XXX	XXX	0	0
2599. Totals (Lines 2501 through 2503 plus 2598)(Line 25 above)	XXX	XXX	0	29,053,040
3001. ....	XXX	XXX		
3002. ....	XXX	XXX		
3003. ....	XXX	XXX		
3098. Summary of remaining write-ins for Line 30 from overflow page .....	XXX	XXX	0	0
3099. Totals (Lines 3001 through 3003 plus 3098)(Line 30 above)	XXX	XXX	0	0

STATEMENT OF REVENUE AND EXPENSES

	Current Year To Date		Prior Year To Date	Prior Year Ended December 31
	1 Uncovered	2 Total	3 Total	4 Total
1. Member Months .....	XXX	1,772,807	1,710,891	3,476,329
2. Net premium income ( including \$ .....0 non-health premium income).....	XXX	1,022,629,219	1,069,400,587	2,099,716,812
3. Change in unearned premium reserves and reserve for rate credits.....	XXX	3,967,344	(2,311,782)	39,122,880
4. Fee-for-service (net of \$ .....0 medical expenses).....	XXX	0	0	0
5. Risk revenue .....	XXX	0	0	0
6. Aggregate write-ins for other health care related revenues .....	XXX	(1,005,282)	1,500,000	6,335,432
7. Aggregate write-ins for other non-health revenues .....	XXX	0	0	0
8. Total revenues (Lines 2 to 7) .....	XXX	1,025,591,281	1,068,588,804	2,145,175,124
<b>Hospital and Medical:</b>				
9. Hospital/medical benefits .....	0	690,611,047	656,637,103	1,345,391,026
10. Other professional services .....	0	21,444,352	18,243,562	40,261,177
11. Outside referrals .....	0	0	0	0
12. Emergency room and out-of-area .....	0	0	0	0
13. Prescription drugs .....	0	149,006,990	127,918,700	260,507,090
14. Aggregate write-ins for other hospital and medical .....	0	0	0	0
15. Incentive pool, withhold adjustments and bonus amounts .....	0	669,254	329,987	835,497
16. Subtotal (Lines 9 to 15) .....	0	861,731,643	803,129,352	1,646,994,790
<b>Less:</b>				
17. Net reinsurance recoveries .....	0	9,758,075	7,549,300	8,775,892
18. Total hospital and medical (Lines 16 minus 17) .....	0	851,973,568	795,580,052	1,638,218,898
19. Non-health claims (net) .....	0	0	0	0
20. Claims adjustment expenses, including \$ .....21,563,418 cost containment expenses .....	0	40,292,649	45,978,091	80,668,030
21. General administrative expenses .....	0	135,239,010	136,320,453	235,022,846
22. Increase in reserves for life and accident and health contracts (including \$ .....0 increase in reserves for life only) .....	0	0	0	0
23. Total underwriting deductions (Lines 18 through 22).....	0	1,027,505,227	977,878,596	1,953,909,774
24. Net underwriting gain or (loss) (Lines 8 minus 23) .....	XXX	(1,913,946)	90,710,208	191,265,350
25. Net investment income earned .....	0	3,152,328	2,232,683	5,225,236
26. Net realized capital gains (losses) less capital gains tax of \$ .....285,258 .....	0	607,771	107,510	275,419
27. Net investment gains (losses) (Lines 25 plus 26) .....	0	3,760,099	2,340,194	5,500,655
28. Net gain or (loss) from agents' or premium balances charged off [(amount recovered \$ .....0 ) (amount charged off \$ .....0 )].....	0	0	0	0
29. Aggregate write-ins for other income or expenses .....	0	(569,335)	(30,927)	(1,151,279)
30. Net income or (loss) after capital gains tax and before all other federal income taxes (Lines 24 plus 27 plus 28 plus 29) .....	XXX	1,276,818	93,019,475	195,614,726
31. Federal and foreign income taxes incurred .....	XXX	10,100,243	40,103,668	75,065,239
32. Net income (loss) (Lines 30 minus 31) .....	XXX	(8,823,425)	52,915,807	120,549,487
<b>DETAILS OF WRITE-INS</b>				
0601. Performance Based Revenue .....	XXX	(1,005,282)	1,500,000	6,335,432
0602. ....	XXX			
0603. ....	XXX			
0698. Summary of remaining write-ins for Line 6 from overflow page .....	XXX	0	0	0
0699. Totals (Lines 0601 through 0603 plus 0698)(Line 6 above) .....	XXX	(1,005,282)	1,500,000	6,335,432
0701. ....	XXX			
0702. ....	XXX			
0703. ....	XXX			
0798. Summary of remaining write-ins for Line 7 from overflow page .....	XXX	0	0	0
0799. Totals (Lines 0701 through 0703 plus 0798)(Line 7 above) .....	XXX	0	0	0
1401. ....				
1402. ....				
1403. ....				
1498. Summary of remaining write-ins for Line 14 from overflow page .....	0	0	0	0
1499. Totals (Lines 1401 through 1403 plus 1498)(Line 14 above) .....	0	0	0	0
2901. Fines & Penalties .....	0	(569,335)	(30,927)	(1,151,279)
2902. ....				
2903. ....				
2998. Summary of remaining write-ins for Line 29 from overflow page .....	0	0	0	0
2999. Totals (Lines 2901 through 2903 plus 2998)(Line 29 above) .....	0	(569,335)	(30,927)	(1,151,279)

STATEMENT OF REVENUE AND EXPENSES (Continued)

	1 Current Year to Date	2 Prior Year to Date	3 Prior Year Ended December 31
CAPITAL AND SURPLUS ACCOUNT			
33. Capital and surplus prior reporting year.....	226,945,695	154,192,242	154,192,242
34. Net income or (loss) from Line 32 .....	(8,823,425)	52,915,807	120,549,487
35. Change in valuation basis of aggregate policy and claim reserves .....	0	0	0
36. Change in net unrealized capital gains (losses) less capital gains tax of \$ .....0	0	0	0
37. Change in net unrealized foreign exchange capital gain or (loss) .....	0	0	0
38. Change in net deferred income tax .....	(37,128)	(214,387)	(408,506)
39. Change in nonadmitted assets .....	106,080	598,902	(387,528)
40. Change in unauthorized and certified reinsurance .....	0	0	0
41. Change in treasury stock .....	0	0	0
42. Change in surplus notes .....	0	0	0
43. Cumulative effect of changes in accounting principles.....	0	0	0
44. Capital Changes:			
44.1 Paid in .....	0	0	0
44.2 Transferred from surplus (Stock Dividend).....	0	0	0
44.3 Transferred to surplus.....	0	0	0
45. Surplus adjustments:			
45.1 Paid in .....	0	0	0
45.2 Transferred to capital (Stock Dividend) .....	0	0	0
45.3 Transferred from capital .....	0	0	0
46. Dividends to stockholders .....	(30,000,000)	0	(47,000,000)
47. Aggregate write-ins for gains or (losses) in surplus .....	0	0	0
48. Net change in capital & surplus (Lines 34 to 47) .....	(38,754,473)	53,300,322	72,753,453
49. Capital and surplus end of reporting period (Line 33 plus 48)	188,191,222	207,492,564	226,945,695
DETAILS OF WRITE-INS			
4701. ....			
4702. ....			
4703. ....			
4798. Summary of remaining write-ins for Line 47 from overflow page .....	0	0	0
4799. Totals (Lines 4701 through 4703 plus 4798)(Line 47 above)	0	0	0

CASH FLOW

	1 Current Year To Date	2 Prior Year To Date	3 Prior Year Ended December 31
<b>Cash from Operations</b>			
1. Premiums collected net of reinsurance .....	991,879,533	1,069,100,765	2,113,859,333
2. Net investment income .....	5,032,807	2,947,994	7,619,830
3. Miscellaneous income .....	(1,005,282)	1,499,592	6,335,024
4. Total (Lines 1 to 3) .....	995,907,058	1,073,548,351	2,127,814,188
5. Benefit and loss related payments .....	858,426,442	802,898,436	1,642,515,062
6. Net transfers to Separate Accounts, Segregated Accounts and Protected Cell Accounts .....	0	0	0
7. Commissions, expenses paid and aggregate write-ins for deductions .....	156,863,253	172,876,083	327,120,854
8. Dividends paid to policyholders .....	0	0	0
9. Federal and foreign income taxes paid (recovered) net of \$ .....0 tax on capital gains (losses) .....	13,859,000	43,504,001	80,023,086
10. Total (Lines 5 through 9) .....	1,029,148,695	1,019,278,520	2,049,659,002
11. Net cash from operations (Line 4 minus Line 10) .....	(33,241,637)	54,269,831	78,155,186
<b>Cash from Investments</b>			
12. Proceeds from investments sold, matured or repaid:			
12.1 Bonds .....	46,806,884	24,560,276	58,333,510
12.2 Stocks .....	0	0	0
12.3 Mortgage loans .....	0	0	0
12.4 Real estate .....	0	0	0
12.5 Other invested assets .....	0	0	0
12.6 Net gains or (losses) on cash, cash equivalents and short-term investments .....	35	190	236
12.7 Miscellaneous proceeds .....	243,880	0	0
12.8 Total investment proceeds (Lines 12.1 to 12.7) .....	47,050,799	24,560,466	58,333,746
13. Cost of investments acquired (long-term only):			
13.1 Bonds .....	57,042,161	114,813,988	164,046,522
13.2 Stocks .....	0	0	0
13.3 Mortgage loans .....	0	0	0
13.4 Real estate .....	0	0	0
13.5 Other invested assets .....	0	0	0
13.6 Miscellaneous applications .....	0	0	0
13.7 Total investments acquired (Lines 13.1 to 13.6) .....	57,042,161	114,813,988	164,046,522
14. Net increase (or decrease) in contract loans and premium notes .....	0	0	0
15. Net cash from investments (Line 12.8 minus Line 13.7 and Line 14) .....	(9,991,362)	(90,253,522)	(105,712,776)
<b>Cash from Financing and Miscellaneous Sources</b>			
16. Cash provided (applied):			
16.1 Surplus notes, capital notes .....	0	0	0
16.2 Capital and paid in surplus, less treasury stock .....	0	0	0
16.3 Borrowed funds .....	0	0	0
16.4 Net deposits on deposit-type contracts and other insurance liabilities .....	0	0	0
16.5 Dividends to stockholders .....	30,000,000	0	47,000,000
16.6 Other cash provided (applied) .....	75,024,090	(12,290,726)	(68,940,917)
17. Net cash from financing and miscellaneous sources (Line 16.1 through Line 16.4 minus Line 16.5 plus Line 16.6) .....	45,024,090	(12,290,726)	(115,940,917)
<b>RECONCILIATION OF CASH, CASH EQUIVALENTS AND SHORT-TERM INVESTMENTS</b>			
18. Net change in cash, cash equivalents and short-term investments (Line 11, plus Lines 15 and 17) .....	1,791,091	(48,274,417)	(143,498,508)
19. Cash, cash equivalents and short-term investments:			
19.1 Beginning of year .....	43,414,453	186,912,960	186,912,960
19.2 End of period (Line 18 plus Line 19.1) .....	45,205,544	138,638,544	43,414,453

Note: Supplemental disclosures of cash flow information for non-cash transactions:

--	--	--	--

EXHIBIT OF PREMIUMS, ENROLLMENT AND UTILIZATION

	1  Total	Comprehensive (Hospital & Medical)		4  Medicare Supplement	5  Vision Only	6  Dental Only	7  Federal Employees Health Benefit Plan	8  Title XVIII Medicare	9  Title XIX Medicaid	10  Other
		2  Individual	3  Group							
Total Members at end of:										
1. Prior Year .....	290,732	0	0	0	0	0	0	0	290,732	0
2. First Quarter .....	295,393	0	0	0	0	0	0	0	295,393	0
3. Second Quarter .....	297,396	0	0	0	0	0	0	0	297,396	0
4. Third Quarter .....	0	0	0	0	0	0	0	0	0	0
5. Current Year	0	0	0	0	0	0	0	0	0	0
6. Current Year Member Months	1,772,807	0	0	0	0	0	0	0	1,772,807	0
Total Member Ambulatory Encounters for Period:										
7. Physician .....	1,697,930	0	0	0	0	0	0	0	1,697,930	0
8. Non-Physician .....	1,186,276	0	0	0	0	0	0	0	1,186,276	0
9. Total	2,884,206	0	0	0	0	0	0	0	2,884,206	0
10. Hospital Patient Days Incurred	958,262	0	0	0	0	0	0	0	958,262	0
11. Number of Inpatient Admissions	50,779	0	0	0	0	0	0	0	50,779	0
12. Health Premiums Written (a) .....	1,028,772,888	0	0	0	0	0	0	0	1,028,772,888	0
13. Life Premiums Direct .....	0	0	0	0	0	0	0	0	0	0
14. Property/Casualty Premiums Written .....	0	0	0	0	0	0	0	0	0	0
15. Health Premiums Earned .....	1,032,740,233	0	0	0	0	0	0	0	1,032,740,233	0
16. Property/Casualty Premiums Earned .....	0	0	0	0	0	0	0	0	0	0
17. Amount Paid for Provision of Health Care Services.....	863,844,902	0	0	0	0	0	0	0	863,844,902	0
18. Amount Incurred for Provision of Health Care Services	861,731,643	0	0	0	0	0	0	0	861,731,643	0

(a) For health premiums written: amount of Medicare Title XVIII exempt from state taxes or fees \$ .....118,959,503

## CLAIMS UNPAID AND INCENTIVE POOL, WITHHOLD AND BONUS (Reported and Unreported)

[illegible]

∞



UNDERWRITING AND INVESTMENT EXHIBIT

ANALYSIS OF CLAIMS UNPAID - PRIOR YEAR - NET OF REINSURANCE

Line of Business	Claims Paid Year to Date		Liability End of Current Quarter		5  Claims Incurred in Prior Years (Columns 1 + 3)	6  Estimated Claim Reserve and Claim Liability December 31 of Prior Year
	1  On Claims Incurred Prior to January 1 of Current Year	2  On Claims Incurred During the Year	3  On Claims Unpaid Dec. 31 of Prior Year	4  On Claims Incurred During the Year		
1. Comprehensive (hospital and medical) .....	0	0	0	0	0	0
2. Medicare Supplement .....	0	0	0	0	0	0
3. Dental Only .....	0	0	0	0	0	0
4. Vision Only .....	0	0	0	0	0	0
5. Federal Employees Health Benefits Plan .....	0	0	0	0	0	0
6. Title XVIII - Medicare .....	0	0	0	0	0	0
7. Title XIX - Medicaid .....	105,805,170	751,939,578	8,713,869	134,987,228	114,519,039	150,075,277
8. Other health .....	0	0	0	0	0	0
9. Health subtotal (Lines 1 to 8) .....	105,805,170	751,939,578	8,713,869	134,987,228	114,519,039	150,075,277
10. Healthcare receivables (a) .....	8,157,936	15,204,349	0	2,637,582	8,157,936	25,933,613
11. Other non-health .....	0	0	0	0	0	0
12. Medical incentive pools and bonus amounts .....	666,343	15,350	342,180	352,446	1,008,523	707,065
13. Totals (Lines 9-10+11+12)	98,313,577	736,750,579	9,056,049	132,702,092	107,369,626	124,848,729

(a) Excludes \$ 0 loans or advances to providers not yet expensed.

NOTES TO FINANCIAL STATEMENTS

1. SUMMARY OF SIGNIFICANT ACCOUNTING POLICIES

A. Accounting Practices

The statutory basis financial statements of UnitedHealthcare Community Plan of Ohio, Inc. (the “Company”) are presented on the basis of accounting practices prescribed and permitted by the Ohio Department of Insurance (the “Department”).

The Department recognizes only statutory accounting practices, prescribed or permitted by the State of Ohio, for determining and reporting the financial condition and results of operations of a health insuring corporation, for determining its solvency under Ohio Insurance Law. The state prescribes the use of the National Association of Insurance Commissioners’ (“NAIC”) Accounting Practices and Procedures manual (“NAIC SAP”) in effect for the accounting periods covered in the statutory basis financial statements.

No significant differences exist between the practices prescribed and permitted by the State of Ohio and those prescribed and permitted by the NAIC SAP which materially affect the statutory basis net (loss) income and capital and surplus, as illustrated in the table below:

	State of Domicile	June 30, 2016	December 31, 2015
<b>Net (Loss) Income</b>			
(1) Company state basis	Ohio	\$ (8,823,425)	\$ 120,549,487
(2) State prescribed practices that increase/(decrease) NAIC SAP: Not applicable	Ohio	-	-
(3) State permitted practices that increase/(decrease) NAIC SAP: Not applicable	Ohio	-	-
(4) NAIC SAP (1-2-3=4)	Ohio	\$ (8,823,425)	\$ 120,549,487
<b>Capital and Surplus</b>			
(5) Company state basis	Ohio	\$ 188,191,222	\$ 226,945,695
(6) State prescribed practices that increase/(decrease) NAIC SAP: Not applicable	Ohio	-	-
(7) State permitted practices that increase/(decrease) NAIC SAP: Not applicable	Ohio	-	-
(8) NAIC SAP (5-6-7=8)	Ohio	\$ 188,191,222	\$ 226,945,695

B. Use of Estimates in the Preparation of the Statutory Basis Financial Statements

No significant change.

C. Accounting Policy

(1–5) No significant change.

(6) U.S. government and agency securities and corporate debt securities include loan-backed securities (mortgage-backed securities and asset-backed securities), which are valued using the retrospective adjustment methodology. Prepayment assumptions for the determination of the amortized cost of loan-backed securities are based on a three-month constant prepayment rate history obtained from external data source vendors. The Company’s investment policy limits investments in nonagency residential mortgage-backed securities, including home equity and sub-prime mortgages, to 10% of total cash and invested assets. Total combined investments in mortgage-backed securities or asset-backed securities cannot exceed more than 30% of total cash and invested assets.

(7–13) No significant change.

D. Going Concern

No significant change.

2. ACCOUNTING CHANGES AND CORRECTION OF ERRORS

No significant change.

3. BUSINESS COMBINATIONS AND GOODWILL

A–D. No significant change.

4. DISCONTINUED OPERATIONS

A. Discontinued Operation Disposed of or Classified as Held for Sale

(1–5) No significant change.

B. Change in Plan of Sale of Discontinued Operations — Not applicable.

C. Nature of any Significant Continuing Involvement with Discontinued Operations after Disposal — Not applicable.

D. Equity Interest Retained in the Discontinued Operation after Disposal — Not applicable.

5. INVESTMENTS AND OTHER INVESTED ASSETS

A. Mortgage Loans, including Mezzanine Real Estate Loans

No significant change.

B. Debt Restructuring

No significant change.

C. Reverse Mortgages

No significant change.

D. Loan-Backed Securities

- (1) Loan-backed securities are valued using the retrospective adjustment methodology. Prepayment assumptions for the determination of the amortized cost of loan-backed securities are based on a three-month constant prepayment rate history obtained from external data source vendors.
- (2) The Company did not recognize any other-than-temporary impairments (“OTTI”) on loan-backed securities as of June 30, 2016.
- (3) As of June 30, 2016, the Company did not have any loan-backed securities with an OTTI to report by CUSIP.
- (4) The following table illustrates the fair value, gross unrealized losses, and length of time that the loan-backed securities have been in a continuous unrealized loss position as of June 30, 2016 and December 31, 2015:

	June 30, 2016
The aggregate amount of unrealized losses:	
1. Less than 12 months	\$ 17,683
2. 12 Months or longer	24,722
The aggregate related fair value of securities with unrealized losses:	
1. Less than 12 months	5,560,299
2. 12 Months or longer	4,239,808
	December 31, 2015
The aggregate amount of unrealized losses:	
1. Less than 12 months	\$ 759,615
2. 12 Months or longer	48,497
The aggregate related fair value of securities with unrealized losses:	
1. Less than 12 months	52,856,184
2. 12 Months or longer	2,889,480

- (5) The Company believes that it will collect all principal and interest due on all investments that have an amortized cost in excess of fair value. The unrealized losses as of June 30, 2016 were primarily caused by interest rate increases and not by unfavorable changes in the credit ratings associated with these securities.

E. Repurchase Agreements and/or Securities Lending Transactions

No significant change.

**F. Real Estate**

No significant change.

**G. Low-Income Housing Tax Credits**

No significant change.

**H. Restricted Assets**

No significant change.

**I. Working Capital Finance Investments**

Not applicable.

**J. Offsetting and Netting of Assets and Liabilities**

The Company does not have any offsetting or netting of assets and liabilities as it relates to derivatives, repurchase and reverse repurchase agreements, and securities borrowing and securities lending activities.

**K. Structured Notes**

The Company does not have any structured notes.

**6. JOINT VENTURES, PARTNERSHIPS, AND LIMITED LIABILITY COMPANIES**

**A–B.** No significant change.

**7. INVESTMENT INCOME**

**A–B.** No significant change.

**8. DERIVATIVE INSTRUMENTS**

**A–F.** No significant change.

**9. INCOME TAXES**

**A–G.** The provision for federal income taxes incurred is different from that which would be obtained by applying the statutory federal income tax rate of 35% to net loss before federal income taxes, and net realized capital gains primarily as a result of the annual health insurer fee under Section 9010 of the Patient Protection and Affordable Care Act (“ACA”) which is non-deductible for tax purposes. The Company is required to expense 100% of the estimated annual fee on January 1, 2016. The Company’s health insurer fee impact is \$29,102,081 in 2016, which will be paid in September 2016.

**10. INFORMATION CONCERNING PARENT, SUBSIDIARIES, AND AFFILIATES**

**A–N. Material Related Party Transactions**

Effective February 1, 2016, the Company has entered into a facility participation agreement for home infusion therapy services with an affiliated entity, AxelaCare Intermediate Holdings, LLC. This agreement has been approved by the Department.

**11. DEBT**

**A–B.** No significant change.

**12. RETIREMENT PLANS, DEFERRED COMPENSATION, POSTEMPLOYMENT BENEFITS AND COMPENSATED ABSENCES, AND OTHER POSTRETIREMENT BENEFIT PLANS**

**A–I.** The Company has no defined benefit plans, defined contribution plans, multiemployer plans, consolidated/holding company plans, postemployment benefits, and compensated absences plans and is not impacted by the Medicare Modernization Act on postretirement benefits, since all personnel are employees of United HealthCare Services, Inc. (“UHS”), which provides services to the Company under the terms of a management agreement.

**13. CAPITAL AND SURPLUS, SHAREHOLDERS’ DIVIDEND RESTRICTIONS, AND QUASI-REORGANIZATIONS**

**(1–3)** No significant change.

- (4) On June 2, 2016, the Company declared an ordinary cash dividend of \$30,000,000 to the sole shareholder, Three Rivers Holding, Inc. The dividend was paid on June 17, 2016. The ordinary dividend complied with the provisions set forth in the statutes of Ohio. The dividend was recorded as a reduction to unassigned surplus.

(5–13) No significant change.

#### 14. LIABILITIES, CONTINGENCIES AND ASSESSMENTS

A–F. No significant change.

#### 15. LEASES

A–B. No significant change.

#### 16. INFORMATION ABOUT FINANCIAL INSTRUMENTS WITH OFF-BALANCE-SHEET RISK AND FINANCIAL INSTRUMENTS WITH CONCENTRATIONS OF CREDIT RISK

(1–4) No significant change.

#### 17. SALE, TRANSFER, AND SERVICING OF FINANCIAL ASSETS AND EXTINGUISHMENTS OF LIABILITIES

A. The Company did not have any transfers of receivables reported as sales as of June 30, 2016 or December 31, 2015.

B. The Company did not have any transfer and servicing of financial assets as of June 30, 2016 or December 31, 2015.

C. No transactions involving wash sales of securities with an NAIC designation of 3 or below or unrated securities occurred as of June 30, 2016 or the year ended December 31, 2015.

#### 18. GAIN OR LOSS TO THE REPORTING ENTITY FROM UNINSURED PLANS AND THE UNINSURED PORTION OF PARTIALLY INSURED PLANS

A–B. No significant change.

##### C. Medicare or Other Similarly Structured Cost Based Reimbursement Contract

The Medicare Part D program under MyCare Ohio is a partially insured plan. The Company recorded a receivable in amounts receivable relating to uninsured plans in the statutory basis statements of admitted assets, liabilities, and capital and surplus of \$20,563,846 and \$16,952,140 as of June 30, 2016 and December 31, 2015, respectively, for cost reimbursement under the Medicare Part D program for the catastrophic reinsurance and low-income member cost-sharing subsidies. The Company also recorded a receivable of \$708 and \$0 and a payable of \$0 and \$1,544 as of June 30, 2016 and December 31, 2015, respectively, for the Medicare Part D Coverage Gap Discount Program in amounts receivable relating to uninsured plans and liability for amounts held under uninsured plans, respectively, in the statutory basis statements of admitted assets, liabilities, and capital and surplus.

#### 19. DIRECT PREMIUM WRITTEN/PRODUCED BY MANAGING GENERAL AGENTS/THIRD-PARTY ADMINISTRATORS

No significant change.

#### 20. FAIR VALUE MEASUREMENT

The NAIC SAP defines fair value, establishes a framework for measuring fair value, and outlines the disclosure requirements related to fair value measurements. The fair value hierarchy is as follows:

*Level 1* — Quoted (unadjusted) prices for identical assets in active markets.

*Level 2* — Other observable inputs, either directly or indirectly, including:

- Quoted prices for similar assets in active markets;
- Quoted prices for identical or similar assets in nonactive markets (few transactions, limited information, noncurrent prices, high variability over time, etc.);
- Inputs other than quoted prices that are observable for the asset (interest rates, yield curves, volatilities, default rates, etc.);
- Inputs that are derived principally from or corroborated by other observable market data.

*Level 3* — Unobservable inputs that cannot be corroborated by observable market data.

The estimated fair values of bonds and short-term investments are based on quoted market prices, where available. The Company obtains one price for each security primarily from a third-party pricing service (“pricing service”), which generally uses quoted prices or other observable inputs for the determination of fair value. The pricing service normally derives the security prices through recently reported trades for identical or similar securities, making adjustments through the reporting date based upon available observable market information. For securities not actively traded, the pricing service may use quoted market prices of comparable instruments or discounted cash flow analyses, incorporating inputs that are currently observable in the markets for similar securities. Inputs that are often used in the valuation methodologies include, but are not limited to, non-binding broker quotes, benchmark yields, credit spreads, default rates and prepayment speeds. As the Company is responsible for the determination of fair value, it performs quarterly analyses on the prices received from the pricing service to determine whether the prices are reasonable estimates of fair value. Specifically, the Company compares the prices received from the pricing service to a secondary pricing source; prices reported by its custodian, its investment consultant and third-party investment advisors. Additionally, the Company compares changes in the reported market values and returns to relevant market indices to test the reasonableness of the reported prices. The Company’s internal price verification procedures and review of fair value methodology documentation provided by independent pricing services have not historically resulted in an adjustment in the prices obtained from the pricing service.

In instances in which the inputs used to measure fair value fall into different levels of the fair value hierarchy, the fair value measurement has been determined based on the lowest-level input that is significant to the fair value measurement in its entirety. The Company’s assessment of the significance of a particular item to the fair value measurement in its entirety requires judgment, including the consideration of inputs specific to the asset or liability.

A. Fair Value

(1) Fair Value Measurements at Reporting Date

The Company does not have financial assets measured and reported at fair value at June 30, 2016. The following table presents information about the Company's financial assets that are measured and reported at fair value at December 31, 2015, in the statutory basis statements of admitted assets, liabilities, and capital and surplus according to the valuation techniques the Company used to determine their fair values:

Description for Each Class of Asset or Liability	December 31, 2015			
	(Level 1)	(Level 2)	(Level 3)	Total
a. Assets at fair value:				
Perpetual preferred stock:				
Industrial and misc	\$ -	\$ -	\$ -	\$ -
Parent, subsidiaries, and affiliates	-	-	-	-
Total perpetual preferred stocks	-	-	-	-
Bonds:				
U.S. governments	-	-	-	-
Industrial and misc	-	113,400	-	113,400
Hybrid securities	-	-	-	-
Parent, subsidiaries, and affiliates	-	-	-	-
Total bonds	-	113,400	-	113,400
Common stock:				
Industrial and misc	-	-	-	-
Parent, subsidiaries, and affiliates	-	-	-	-
Total common stock	-	-	-	-
Derivative assets:				
Interest rate contracts	-	-	-	-
Foreign exchange contracts	-	-	-	-
Credit contracts	-	-	-	-
Commodity futures contracts	-	-	-	-
Commodity forward contracts	-	-	-	-
Total derivatives	-	-	-	-
Additional write-ins	-	-	-	-
Separate account assets	-	-	-	-
Total assets at fair value	\$ -	\$ 113,400	\$ -	\$ 113,400
b. Liabilities at fair value:				
Derivative liabilities	\$ -	\$ -	\$ -	\$ -
Additional write-ins	-	-	-	-
Total liabilities at fair value	\$ -	\$ -	\$ -	\$ -

There were no transfers between Levels 1 and 2 during the six months ended June 30, 2016 and the year ended December 31, 2015.

(2) The Company does not have any financial assets with a fair value hierarchy of Level 3 that were measured and reported at fair value for the six months ended June 30, 2016 and the year ended December 31, 2015.

(3) Transfers between fair value hierarchy levels, if any, are recorded as of the beginning of the reporting period in which the transfer occurs. There were no transfers between Levels 1, 2 or 3 of any financial assets or liabilities during the six months ended June 30, 2016 and the year ended December 31, 2015.

(4) **Investments** — Fair values of debt securities are based on quoted market prices, where available. The Company obtains one price for each security primarily from a pricing service, which generally uses quoted prices or other observable inputs for the determination of fair value. The pricing service normally derives the security prices through recently reported trades for identical or similar securities, and, if necessary, makes adjustments through the reporting date based upon available observable market information. For securities not actively traded, the pricing service may use quoted market prices of comparable instruments or discounted cash flow analyses, incorporating inputs that are currently observable in the markets for similar securities. Inputs that are often used in the valuation methodologies include, but are not limited to, benchmark yields, credit spreads, default rates, prepayment speeds and non-binding broker quotes. As the Company is responsible for the determination of fair value, it performs quarterly analyses on the prices received from the pricing service to determine whether the prices are reasonable estimates of fair value. Specifically, the Company compares the prices received from the pricing service to prices reported by a secondary pricing source, such as its custodian, its investment consultant and third-party investment advisors. Additionally, the Company compares changes in the reported market values and returns to relevant market indices to test the reasonableness of the reported prices. The Company’s internal price verification procedures and reviews of fair value methodology documentation provided by independent pricing services have not historically resulted in adjustment in the prices obtained from the pricing service.

(5) The Company has no derivative assets and liabilities to disclose.

B. **Fair Value Combination** — Not applicable.

C. **Aggregate Fair Value Hierarchy**

The aggregate fair value by hierarchy of all financial instruments as of June 30, 2016 and December 31, 2015, is presented in the table below:

June 30, 2016						
Types of Financial Investment	Aggregate Fair Value	Admitted Assets	(Level 1)	(Level 2)	(Level 3)	Not Practical Carrying Value
U.S. government and agency securities	\$ 69,762,373	\$ 68,488,896	\$ 20,073,327	\$ 49,689,046	\$ -	\$ -
State and agency municipal securities	59,897,566	57,535,761	-	59,897,566	-	-
City and county municipal securities	65,695,407	63,428,641	-	65,695,407	-	-
Corporate debt securities	102,021,784	100,140,091	-	102,021,784	-	-
Money-market funds	43,243,298	43,243,298	43,243,298	-	-	-
Total bonds and short-term investments	<u>\$ 340,620,428</u>	<u>\$ 332,836,687</u>	<u>\$ 63,316,625</u>	<u>\$ 277,303,803</u>	<u>\$ -</u>	<u>\$ -</u>

December 31, 2015						
Types of Financial Investment	Aggregate Fair Value	Admitted Assets	(Level 1)	(Level 2)	(Level 3)	Not Practical Carrying Value
U.S. government and agency securities	\$ 59,410,437	\$ 59,751,189	\$ 12,694,695	\$ 46,715,742	\$ -	\$ -
State and agency municipal securities	70,361,708	68,736,407	-	70,361,708	-	-
City and county municipal securities	60,353,369	59,071,355	-	60,353,369	-	-
Corporate debt securities	94,590,858	95,898,491	-	94,590,858	-	-
Money-market funds	37,164,810	37,164,810	37,164,810	-	-	-
Total bonds and short-term investments	<u>\$ 321,881,182</u>	<u>\$ 320,622,252</u>	<u>\$ 49,859,505</u>	<u>\$ 272,021,677</u>	<u>\$ -</u>	<u>\$ -</u>

Included as Level 1 in U.S. government and agency securities in the fair value hierarchy tables above are U.S. Treasury securities of \$20,073,327 and \$12,694,695 as of June 30, 2016 and December 31, 2015, respectively.

There are no commercial paper investments included in corporate debt securities in the fair value hierarchy tables as of June 30, 2016 and December 31, 2015.

D. **Not Practicable to Estimate Fair Value** — Not applicable.

21. **OTHER ITEMS**

A–H. No significant change.



## 22. EVENTS SUBSEQUENT

Effective July 1, 2016, the Company has amended its behavioral health services agreement with affiliated entity, United Behavioral Health. This amendment was approved by the Department on July 21, 2016. There are no rate changes included in the amendment, however a risk sharing clause has been added for mental health experience on the Medicare/Medicaid eligible population. MyCare Ohio contract years 2014 through current will be included in the risk sharing calculation performed in third quarter 2016.

## 23. REINSURANCE

**A–D.** No significant change.

## 24. RETROSPECTIVELY RATED CONTRACTS AND CONTRACTS SUBJECT TO REDETERMINATION

**A–B.** No significant change.

- C.** The Company has Medicare Part D program business under MyCare Ohio which is subject to a retrospective rating feature related to Part D Premiums. The Company has estimated accrued retrospective premiums related to certain Part D premiums based on guidelines determined by the Centers for Medicare and Medicaid Services (“CMS”). The formula is tiered and based on the bid medical loss ratio. The amount of Part D direct premiums written subject to retrospective rating was \$8,662,076 and \$18,432,287 representing 0.8% and 0.9% of total direct premiums written as of June 30, 2016 and December 31, 2015, respectively.

The Company has risk-adjustment amounts from CMS which are subject to a redetermination feature related to Medicare premiums. The Company has estimated premium adjustments for changes to each member’s health scores based on guidelines determined by CMS. The total amount of Medicare direct premiums written for which a portion is subject to redetermination features were \$118,959,503 and \$244,666,925 representing, 11.6% and 11.6% of total direct premiums written as of June 30, 2016 and December 31, 2015, respectively.

The Medicaid business contract with the State of Ohio includes Aged, Blind, and Disabled (ABD) program which is subject to retrospective rating features. The Company estimates accrued retrospective premium adjustments for its ABD program based on the contract with the State of Ohio Department of Medicaid (“ODM”). The amount of net premium income that is subject to the ABD program contract retrospective rating feature is \$101,568,869 and \$237,790,473, representing 9.9% and 11.3% of total direct premiums written as of June 30, 2016 and December 31, 2015, respectively.

The Medicaid business contract with ODM, includes a provision for which a stated percentage of total direct premiums written can be eligible for a performance guarantee payment, based on various quality measures. The total Medicaid direct premiums written used as the basis for this redetermination feature was \$1,006,620,394 and \$2,109,743,403, which represents 97.9% and 99.9%, of the Company’s total direct premiums written, as of June 30, 2016 and December 31, 2015, respectively.

During 2015, the Company became subject to a Hepatitis C Risk Pool arrangement with ODM where the amount of the pool is determined by the projected Hepatitis C costs incorporated into the current year 2015 rates, and the funds will be redistributed among the plans based on relative actual Hepatitis C costs. The total Medicaid direct premiums written subject to this retrospective rating feature was \$905,570,840 and \$1,900,062,615 representing 88.0% and 90.0% of total direct premiums written as of June 30, 2016 and December 31, 2015, respectively.

- D.** The Company does not have any business subject to federal specific minimum loss ratio requirements as of June 30, 2016 and December 31, 2015.

Pursuant to contractual requirements, the Company is required to maintain a specific minimum loss ratio on its MyCare Ohio and Expansion populations. The Company estimated \$3,836,532 and \$1,201,378 in estimated state minimum loss ratio rebates on its Expansion population as of June 30, 2016 and December 31, 2015, respectively. The Company’s actual medical loss ratios for MyCare Ohio were in excess of the minimum requirements and, as a result, no minimum loss ratio liability was required as of June 30, 2016 and December 31, 2015, respectively.

### **E. Risk-Sharing Provisions of the Affordable Care Act**

- (1-3)** The Company did not write accident and health premiums in 2016 subject to the risk-sharing provisions of the ACA.

25. CHANGE IN INCURRED CLAIMS AND CLAIMS ADJUSTMENT EXPENSES

Changes in estimates related to the prior year incurred claims are included in total hospital and medical expenses in the current year in the statutory basis statements of operations. The following tables disclose paid claims, incurred claims, and the balance in the claims unpaid, accrued medical incentive pool and bonus amounts, aggregate health claim reserves and health care receivable at June 30, 2016 and December 31, 2015:

	June 30, 2016		
	Current Year Incurred Claims	Prior Years Incurred Claims	Total
Beginning of year claim reserve	\$ -	\$ (150,782,342)	\$ (150,782,342)
Paid claims—net of health care receivable	751,954,928	106,471,514	858,426,442
End of year claim reserve	<u>135,339,673</u>	<u>9,056,049</u>	<u>144,395,722</u>
Incurred claims excluding the change in health care receivable as presented below	887,294,601	(35,254,779)	852,039,822
Beginning of year health care receivable	-	25,933,613	25,933,613
End of year health care receivable	<u>(17,841,931)</u>	<u>(8,157,936)</u>	<u>(25,999,867)</u>
Total incurred claims	<u>\$ 869,452,670</u>	<u>\$ (17,479,102)</u>	<u>\$ 851,973,568</u>

	December 31, 2015		
	Current Year Incurred Claims	Prior Years Incurred Claims	Total
Beginning of year claim reserve	\$ -	\$ (142,899,165)	\$ (142,899,165)
Paid claims—net of health care receivable	1,525,370,413	117,144,650	1,642,515,063
End of year claim reserve	<u>148,415,410</u>	<u>2,366,932</u>	<u>150,782,342</u>
Incurred claims excluding the change in health care receivable as presented below	1,673,785,823	(23,387,583)	1,650,398,240
Beginning of year health care receivable	-	13,754,271	13,754,271
End of year health care receivable	<u>(20,785,637)</u>	<u>(5,147,976)</u>	<u>(25,933,613)</u>
Total incurred claims	<u>\$ 1,653,000,186</u>	<u>\$ (14,781,288)</u>	<u>\$ 1,638,218,898</u>

The liabilities for claims unpaid, accrued medical incentive pool and bonus amounts, aggregate health claim reserves, net of health care receivable as of December 31, 2015 was \$124,848,729. As of June 30, 2016 \$106,471,514 has been paid for incurred claims attributable to insured events of prior years. Reserves remaining for prior years, net of health care receivable are now \$898,113 as a result of re-estimation of unpaid claims. Therefore, there has been \$17,479,102 favorable prior year development since December 31, 2015 to June 30, 2016. The primary drivers consist of favorable development as a result of a change in the provision for adverse deviations in experience of \$8,019,094, \$6,784,144 from reinsurance, and \$1,100,817 from provider settlements. At December 31, 2015, the Company recorded \$14,781,288 of favorable development related to a change in the provision for adverse deviations in experience of \$7,102,241, \$5,721,369 in retroactivity for inpatient, outpatient, physician, and pharmacy claims, \$4,036,171 primarily due to claim audit recovery activity, partially offset by unfavorable development from reinsurance of (\$2,982,535). Original estimates are increased or decreased, as additional information becomes known regarding individual claims. Included in this favorable development is the impact related to retrospectively rated policies. As a result of the prior year effects, on a regular basis, the Company adjusts revenue and the corresponding liability and/or receivable related to retrospectively rated policies and the impact of the change is included as a component of change in unearned premium reserves and reserve for rate credits in the statutory basis statements of operations.

The Company incurred claims adjustment expenses of \$40,292,649 and \$80,668,030 for the six months ended June 30, 2016 and the year ended December 31, 2015, respectively. These costs are included in the management service fees paid by the Company to UHS as a part of its management agreement. The following tables disclose paid claims adjustment expense ("CAE"), incurred CAE, and the balance in the unpaid claim adjustment expenses reserve for the six months ended June 30, 2016 and the year ended December 31, 2015:

	June 30, 2016	December 31, 2015
Total claims adjustment expenses incurred	\$ 40,292,649	\$ 80,668,030
Less current year unpaid claims adjustment expenses	(2,389,268)	(2,357,515)
Add prior year unpaid claims adjustment expenses	<u>2,357,515</u>	<u>2,080,244</u>
Total claims adjustment expenses paid	<u>\$ 40,260,896</u>	<u>\$ 80,390,759</u>

26. INTERCOMPANY POOLING ARRANGEMENTS

A–G. No significant change.

27.   **STRUCTURED SETTLEMENTS**

A–B. No significant change.

28.   **HEALTH CARE AND OTHER AMOUNTS RECEIVABLE**

A–B. No significant change.

29.   **PARTICIPATING POLICIES**

No significant change.

30.   **PREMIUM DEFICIENCY RESERVES**

The Company has not recorded any premium deficiency reserves as of June 30, 2016 or December 31, 2015. The analysis of premium deficiency reserves was completed as of June 30, 2016 and December 31, 2015. The Company did consider anticipated investment income when calculating the premium deficiency reserves.

The following table summarizes the Company’s premium deficiency reserves as of June 30, 2016 and December 31, 2015:

	<b>June 30, 2016</b>
1. Liability carried for premium deficiency reserves	<u>\$ -</u>
2. Date of the most recent evaluation of this liability	<u>6/30/2016</u>
3. Was anticipated investment income utilized in this calculation?	Yes <input checked="" type="checkbox"/> No <input type="checkbox"/>
	<b>December 31, 2015</b>
1. Liability carried for premium deficiency reserves	<u>\$ -</u>
2. Date of the most recent evaluation of this liability	<u>12/31/2015</u>
3. Was anticipated investment income utilized in this calculation?	Yes <input checked="" type="checkbox"/> No <input type="checkbox"/>

31.   **ANTICIPATED SALVAGE AND SUBROGATION**

No significant change.

GENERAL INTERROGATORIES

PART 1 - COMMON INTERROGATORIES

GENERAL

- 1.1

Did the reporting entity experience any material transactions requiring the filing of Disclosure of Material Transactions with the State of Domicile, as required by the Model Act? .....

Yes [ ☐ ] No [ ☒ ]
- 1.2

If yes, has the report been filed with the domiciliary state? .....

Yes [ ☐ ] No [ ☐ ]
- 2.1

Has any change been made during the year of this statement in the charter, by-laws, articles of incorporation, or deed of settlement of the reporting entity? .....

Yes [ ☐ ] No [ ☒ ]
- 2.2

If yes, date of change: .....
- 3.1

Is the reporting entity a member of an Insurance Holding Company System consisting of two or more affiliated persons, one or more of which is an insurer? .....

If yes, complete Schedule Y, Parts 1 and 1A.

Yes [ ☒ ] No [ ☐ ]
- 3.2

Have there been any substantial changes in the organizational chart since the prior quarter end? .....

Yes [ ☒ ] No [ ☐ ]
- 3.3

If the response to 3.2 is yes, provide a brief description of those changes.

April 1, 2016 OptumRx Group Holdings, Inc. , a Delaware corporation, sold 100% of its common shares (represented by 1,000,000,000 shares) of 1031387 B.C. Unlimited Liability Company, an unlimited liability company organized under the laws of the Province of British Columbia, Canada, to 1069668 B.C. Ltd., a corporation organized under the laws of the Province of British Columbia, Canada. As a result, 1069668 B.C. LTD. became the sole shareholder of 1031387 B.C. Unlimited Liability Company.

April 4, 2016 1069668 B.C. Ltd., a corporation organized under the laws of the Province of British Columbia, Canada, and 1031387 B.C. Unlimited Liability Company, an unlimited liability company organized under the laws of the Province of British Columbia, Canada, were amalgamated as one company under the name 1069668 B.C. Ltd. 1069668 B.C. Ltd. subsequently converted from a corporation to an unlimited liability company and changed its name to 1070715 B.C. Unlimited Liability Company.

April 28, 2016 Optum Rally Acquisition Company, Inc., a Delaware corporation, merged with and into Rally Health, Inc., a Delaware corporation, with Rally Health, Inc. being the surviving entity in the merger. As a result of the merger, Optum Services, Inc. became the 100% owner of Rally Health, Inc.

May 1, 2016 FrontierMEDEX Canada Holdings Ltd., a Canadian corporation, and UnitedHealthcare Global Canada Limited, a Canadian corporation, were amalgamated as one company under the name UnitedHealthcare Global Canada Limited.
- 4.1

Has the reporting entity been a party to a merger or consolidation during the period covered by this statement? .....

Yes [ ☐ ] No [ ☒ ]
- 4.2

If yes, provide the name of the entity, NAIC Company Code, and state of domicile (use two letter state abbreviation) for any entity that has ceased to exist as a result of the merger or consolidation.

1 Name of Entity	2 NAIC Company Code	3 State of Domicile
5.

If the reporting entity is subject to a management agreement, including third-party administrator(s), managing general agent(s), attorney-in-fact, or similar agreement, have there been any significant changes regarding the terms of the agreement or principals involved? .....

If yes, attach an explanation.

Yes [ ☐ ] No [ ☒ ] N/A [ ☐ ]
- 6.1

State as of what date the latest financial examination of the reporting entity was made or is being made. ....

12/31/2013
- 6.2

State the as of date that the latest financial examination report became available from either the state of domicile or the reporting entity. This date should be the date of the examined balance sheet and not the date the report was completed or released. ....

12/31/2013
- 6.3

State as of what date the latest financial examination report became available to other states or the public from either the state of domicile or the reporting entity. This is the release date or completion date of the examination report and not the date of the examination (balance sheet date). ....

02/13/2015
- 6.4

By what department or departments?  
Ohio Department of Insurance
- 6.5

Have all financial statement adjustments within the latest financial examination report been accounted for in a subsequent financial statement filed with Departments? .....

Yes [ ☐ ] No [ ☐ ] N/A [ ☒ ]
- 6.6

Have all of the recommendations within the latest financial examination report been complied with? .....

Yes [ ☐ ] No [ ☐ ] N/A [ ☒ ]
- 7.1

Has this reporting entity had any Certificates of Authority, licenses or registrations (including corporate registration, if applicable) suspended or revoked by any governmental entity during the reporting period? .....

Yes [ ☐ ] No [ ☒ ]
- 7.2

If yes, give full information:
- 8.1

Is the company a subsidiary of a bank holding company regulated by the Federal Reserve Board? .....

Yes [ ☐ ] No [ ☒ ]
- 8.2

If response to 8.1 is yes, please identify the name of the bank holding company.
- 8.3

Is the company affiliated with one or more banks, thrifts or securities firms? .....

Yes [ ☒ ] No [ ☐ ]
- 8.4

If response to 8.3 is yes, please provide below the names and location (city and state of the main office) of any affiliates regulated by a federal regulatory services agency [i.e. the Federal Reserve Board (FRB), the Office of the Comptroller of the Currency (OCC), the Federal Deposit Insurance Corporation (FDIC) and the Securities Exchange Commission (SEC)] and identify the affiliate's primary federal regulator.

1 Affiliate Name	2 Location (City, State)	3 FRB	4 OCC	5 FDIC	6 SEC
Optum Bank, Inc. ....	Salt Lake City, UT .....	NO.....	NO.....	YES.....	NO.....

GENERAL INTERROGATORIES

- 9.1

Are the senior officers (principal executive officer, principal financial officer, principal accounting officer or controller, or persons performing similar functions) of the reporting entity subject to a code of ethics, which includes the following standards? .....  
(a) Honest and ethical conduct, including the ethical handling of actual or apparent conflicts of interest between personal and professional relationships;  
(b) Full, fair, accurate, timely and understandable disclosure in the periodic reports required to be filed by the reporting entity;  
(c) Compliance with applicable governmental laws, rules and regulations;  
(d) The prompt internal reporting of violations to an appropriate person or persons identified in the code; and  
(e) Accountability for adherence to the code.

Yes [ X ] No [ ]
- 9.11

If the response to 9.1 is No, please explain:
- 9.2

Has the code of ethics for senior managers been amended? .....

Yes [ ] No [ X ]
- 9.21

If the response to 9.2 is Yes, provide information related to amendment(s).
- 9.3

Have any provisions of the code of ethics been waived for any of the specified officers? .....

Yes [ ] No [ X ]
- 9.31

If the response to 9.3 is Yes, provide the nature of any waiver(s).

FINANCIAL

- 10.1

Does the reporting entity report any amounts due from parent, subsidiaries or affiliates on Page 2 of this statement? .....

Yes [ ] No [ X ]
- 10.2

If yes, indicate any amounts receivable from parent included in the Page 2 amount: .....

\$.....0

INVESTMENT

- 11.1

Were any of the stocks, bonds, or other assets of the reporting entity loaned, placed under option agreement, or otherwise made available for use by another person? (Exclude securities under securities lending agreements.) .....

Yes [ ] No [ X ]
- 11.2

If yes, give full and complete information relating thereto:
12.

Amount of real estate and mortgages held in other invested assets in Schedule BA: .....

\$.....0
13.

Amount of real estate and mortgages held in short-term investments: .....

\$.....0
- 14.1

Does the reporting entity have any investments in parent, subsidiaries and affiliates? .....

Yes [ ] No [ X ]
- 14.2

If yes, please complete the following:
- |   | 1   | 2  |
|---|---|--|
|   | Prior Year-End<br>Book/Adjusted<br>Carrying Value | Current Quarter<br>Book/Adjusted<br>Carrying Value |
| 14.21 Bonds .....   | \$.....0  | \$.....0   |
| 14.22 Preferred Stock .....   | \$.....0  | \$.....0   |
| 14.23 Common Stock .....  | \$.....0  | \$.....0   |
| 14.24 Short-Term Investments .....  | \$.....0  | \$.....0   |
| 14.25 Mortgage Loans on Real Estate .....   | \$.....0  | \$.....0   |
| 14.26 All Other .....   | \$.....0  | \$.....0   |
| 14.27 Total Investment in Parent, Subsidiaries and Affiliates (Subtotal Lines 14.21 to 14.26) ..... | \$.....0  | \$.....0   |
| 14.28 Total Investment in Parent included in Lines 14.21 to 14.26 above .....                       | \$.....0  | \$.....0   |
- 15.1

Has the reporting entity entered into any hedging transactions reported on Schedule DB? .....

Yes [ ] No [ X ]
- 15.2

If yes, has a comprehensive description of the hedging program been made available to the domiciliary state? .....  
If no, attach a description with this statement.

Yes [ ] No [ ]

STATEMENT AS OF JUNE 30, 2016 OF THE UnitedHealthcare Community Plan of Ohio, Inc.

GENERAL INTERROGATORIES

16. For the reporting entity's security lending program, state the amount of the following as of the current statement date:
- 16.1 Total fair value of reinvested collateral assets reported on Schedule DL, Parts 1 and 2

\$ 0
- 16.2 Total book adjusted/carrying value of reinvested collateral assets reported on Schedule DL, Parts 1 and 2

\$ 0
- 16.3 Total payable for securities lending reported on the liability page

\$ 0

17. Excluding items in Schedule E - Part 3 - Special Deposits, real estate, mortgage loans and investments held physically in the reporting entity's offices, vaults or safety deposit boxes, were all stocks, bonds and other securities, owned throughout the current year held pursuant to a custodial agreement with a qualified bank or trust company in accordance with Section 1, III - General Examination Considerations, F. Outsourcing of Critical Functions, Custodial or Safekeeping Agreements of the NAIC Financial Condition Examiners Handbook? Yes ☒ No ☐
- 17.1 For all agreements that comply with the requirements of the NAIC Financial Condition Examiners Handbook, complete the following:

1 Name of Custodian(s)	2 Custodian Address
Bank of New York Mellon	Global Liquidity Services, 1 Wall St, 14th Floor, New York, NY 10286
Northern Trust	50 S. LaSalle, Chicago, IL 60675

- 17.2 For all agreements that do not comply with the requirements of the NAIC Financial Condition Examiners Handbook, provide the name, location and a complete explanation:

1 Name(s)	2 Location(s)	3 Complete Explanation(s)

- 17.3 Have there been any changes, including name changes, in the custodian(s) identified in 17.1 during the current quarter? Yes ☐ No ☒
- 17.4 If yes, give full information relating thereto:

1 Old Custodian	2 New Custodian	3 Date of Change	4 Reason

- 17.5 Identify all investment advisors, brokers/dealers or individuals acting on behalf of broker/dealers that have access to the investment accounts, handle securities and have authority to make investments on behalf of the reporting entity:

1 Central Registration Depository	2 Name(s)	3 Address
107105	BlackRock Financial Management, Inc.	55 East 52nd Street, NY, NY 10055 201 Washington Street, Suite 2900, Boston, MA 02108-4408
113972	Standish Mellon Asset Management Company	

- 18.1 Have all the filing requirements of the Purposes and Procedures Manual of the NAIC Investment Analysis Office been followed? Yes ☒ No ☐
- 18.2 If no, list exceptions:

GENERAL INTERROGATORIES

PART 2 - HEALTH

1. Operating Percentages:
- 1.1 A&H loss percent

85.2 %
- 1.2 A&H cost containment percent

2.1 %
- 1.3 A&H expense percent excluding cost containment expenses

15.0 %
- 2.1 Do you act as a custodian for health savings accounts?

Yes [ ] No [ X ]
- 2.2 If yes, please provide the amount of custodial funds held as of the reporting date

\$0
- 2.3 Do you act as an administrator for health savings accounts?

Yes [ ] No [ X ]
- 2.4 If yes, please provide the balance of the funds administered as of the reporting date

\$0

STATEMENT AS OF JUNE 30, 2016 OF THE UnitedHealthcare Community Plan of Ohio, Inc.

## SCHEDULE S - CEDED REINSURANCE

Showing All New Reinsurance Treaties - Current Year to Date

[illegible]



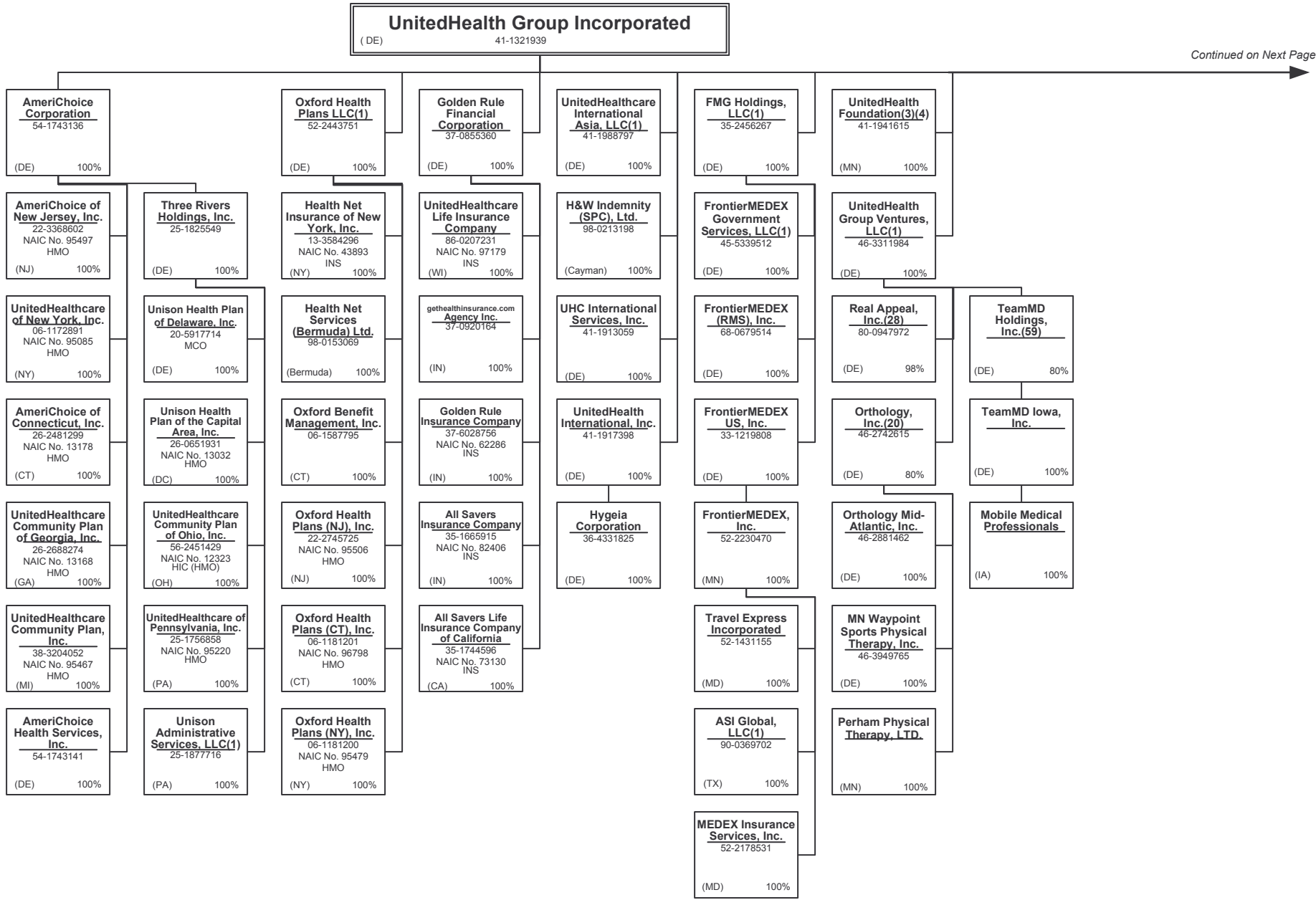
SCHEDULE T - PREMIUMS AND OTHER CONSIDERATIONS

Current Year to Date - Allocated by States and Territories

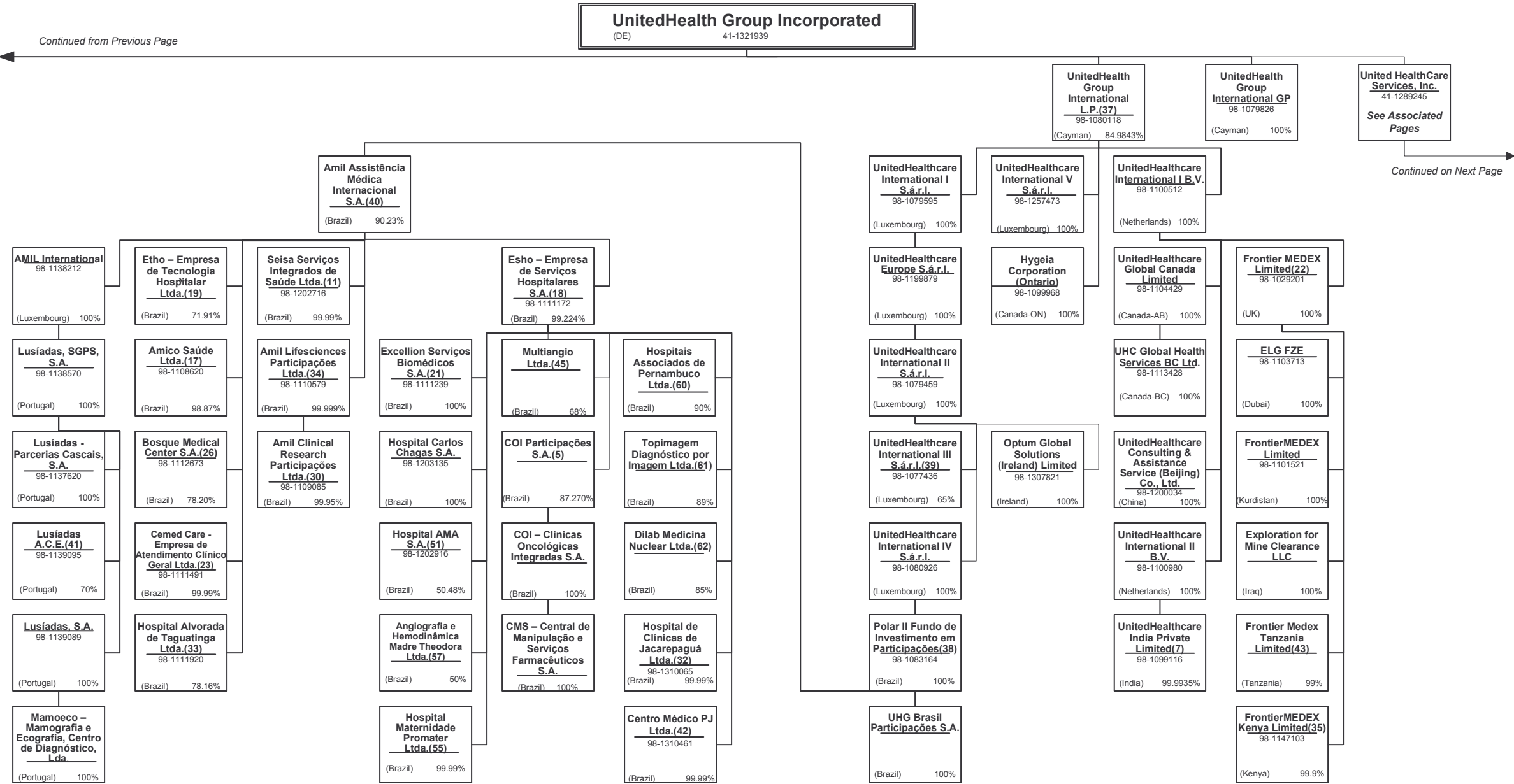
		1	Direct Business Only							
		2	3	4	5	6	7	8	9	
States, etc.		Active Status	Accident and Health Premiums	Medicare Title XVIII	Medicaid Title XIX	Federal Employees Health Benefits Program Premiums	Life and Annuity Premiums & Other Considerations	Property/ Casualty Premiums	Total Columns 2 Through 7	Deposit-Type Contracts
1.	Alabama	AL	N	0	0	0	0	0	0	0
2.	Alaska	AK	N	0	0	0	0	0	0	0
3.	Arizona	AZ	N	0	0	0	0	0	0	0
4.	Arkansas	AR	N	0	0	0	0	0	0	0
5.	California	CA	N	0	0	0	0	0	0	0
6.	Colorado	CO	N	0	0	0	0	0	0	0
7.	Connecticut	CT	N	0	0	0	0	0	0	0
8.	Delaware	DE	N	0	0	0	0	0	0	0
9.	District of Columbia	DC	N	0	0	0	0	0	0	0
10.	Florida	FL	N	0	0	0	0	0	0	0
11.	Georgia	GA	N	0	0	0	0	0	0	0
12.	Hawaii	HI	N	0	0	0	0	0	0	0
13.	Idaho	ID	N	0	0	0	0	0	0	0
14.	Illinois	IL	N	0	0	0	0	0	0	0
15.	Indiana	IN	N	0	0	0	0	0	0	0
16.	Iowa	IA	N	0	0	0	0	0	0	0
17.	Kansas	KS	N	0	0	0	0	0	0	0
18.	Kentucky	KY	N	0	0	0	0	0	0	0
19.	Louisiana	LA	N	0	0	0	0	0	0	0
20.	Maine	ME	N	0	0	0	0	0	0	0
21.	Maryland	MD	N	0	0	0	0	0	0	0
22.	Massachusetts	MA	N	0	0	0	0	0	0	0
23.	Michigan	MI	N	0	0	0	0	0	0	0
24.	Minnesota	MN	N	0	0	0	0	0	0	0
25.	Mississippi	MS	N	0	0	0	0	0	0	0
26.	Missouri	MO	N	0	0	0	0	0	0	0
27.	Montana	MT	N	0	0	0	0	0	0	0
28.	Nebraska	NE	N	0	0	0	0	0	0	0
29.	Nevada	NV	N	0	0	0	0	0	0	0
30.	New Hampshire	NH	N	0	0	0	0	0	0	0
31.	New Jersey	NJ	N	0	0	0	0	0	0	0
32.	New Mexico	NM	N	0	0	0	0	0	0	0
33.	New York	NY	N	0	0	0	0	0	0	0
34.	North Carolina	NC	N	0	0	0	0	0	0	0
35.	North Dakota	ND	N	0	0	0	0	0	0	0
36.	Ohio	OH	L	0	118,959,503	909,813,385	0	0	1,028,772,888	0
37.	Oklahoma	OK	N	0	0	0	0	0	0	0
38.	Oregon	OR	N	0	0	0	0	0	0	0
39.	Pennsylvania	PA	N	0	0	0	0	0	0	0
40.	Rhode Island	RI	N	0	0	0	0	0	0	0
41.	South Carolina	SC	N	0	0	0	0	0	0	0
42.	South Dakota	SD	N	0	0	0	0	0	0	0
43.	Tennessee	TN	N	0	0	0	0	0	0	0
44.	Texas	TX	N	0	0	0	0	0	0	0
45.	Utah	UT	N	0	0	0	0	0	0	0
46.	Vermont	VT	N	0	0	0	0	0	0	0
47.	Virginia	VA	N	0	0	0	0	0	0	0
48.	Washington	WA	N	0	0	0	0	0	0	0
49.	West Virginia	WV	N	0	0	0	0	0	0	0
50.	Wisconsin	WI	N	0	0	0	0	0	0	0
51.	Wyoming	WY	N	0	0	0	0	0	0	0
52.	American Samoa	AS	N	0	0	0	0	0	0	0
53.	Guam	GU	N	0	0	0	0	0	0	0
54.	Puerto Rico	PR	N	0	0	0	0	0	0	0
55.	U.S. Virgin Islands	VI	N	0	0	0	0	0	0	0
56.	Northern Mariana Islands	MP	N	0	0	0	0	0	0	0
57.	Canada	CAN	N	0	0	0	0	0	0	0
58.	Aggregate Other Aliens	OT	XXX	0	0	0	0	0	0	0
59.	Subtotal	XXX	0	118,959,503	909,813,385	0	0	0	1,028,772,888	0
60.	Reporting Entity Contributions for Employee Benefit Plans	XXX	0	0	0	0	0	0	0	0
61.	Totals (Direct Business)	(a) 1	0	118,959,503	909,813,385	0	0	0	1,028,772,888	0
DETAILS OF WRITE-INS										
58001.		XXX								
58002.		XXX								
58003.		XXX								
58998.	Summary of remaining write-ins for Line 58 from overflow page	XXX	0	0	0	0	0	0	0	0
58999.	Totals (Lines 58001 through 58003 plus 58998)(Line 58 above)	XXX	0	0	0	0	0	0	0	0

(L) Licensed or Chartered - Licensed Insurance Carrier or Domiciled RRG; (R) Registered - Non-domiciled RRGs; (Q) Qualified - Qualified or Accredited Reinsurer; (E) Eligible - Reporting Entities eligible or approved to write Surplus Lines in the state; (N) None of the above - Not allowed to write business in the state.  
(a) Insert the number of L responses except for Canada and Other Alien.  
Premiums are allocated based upon geographic region.

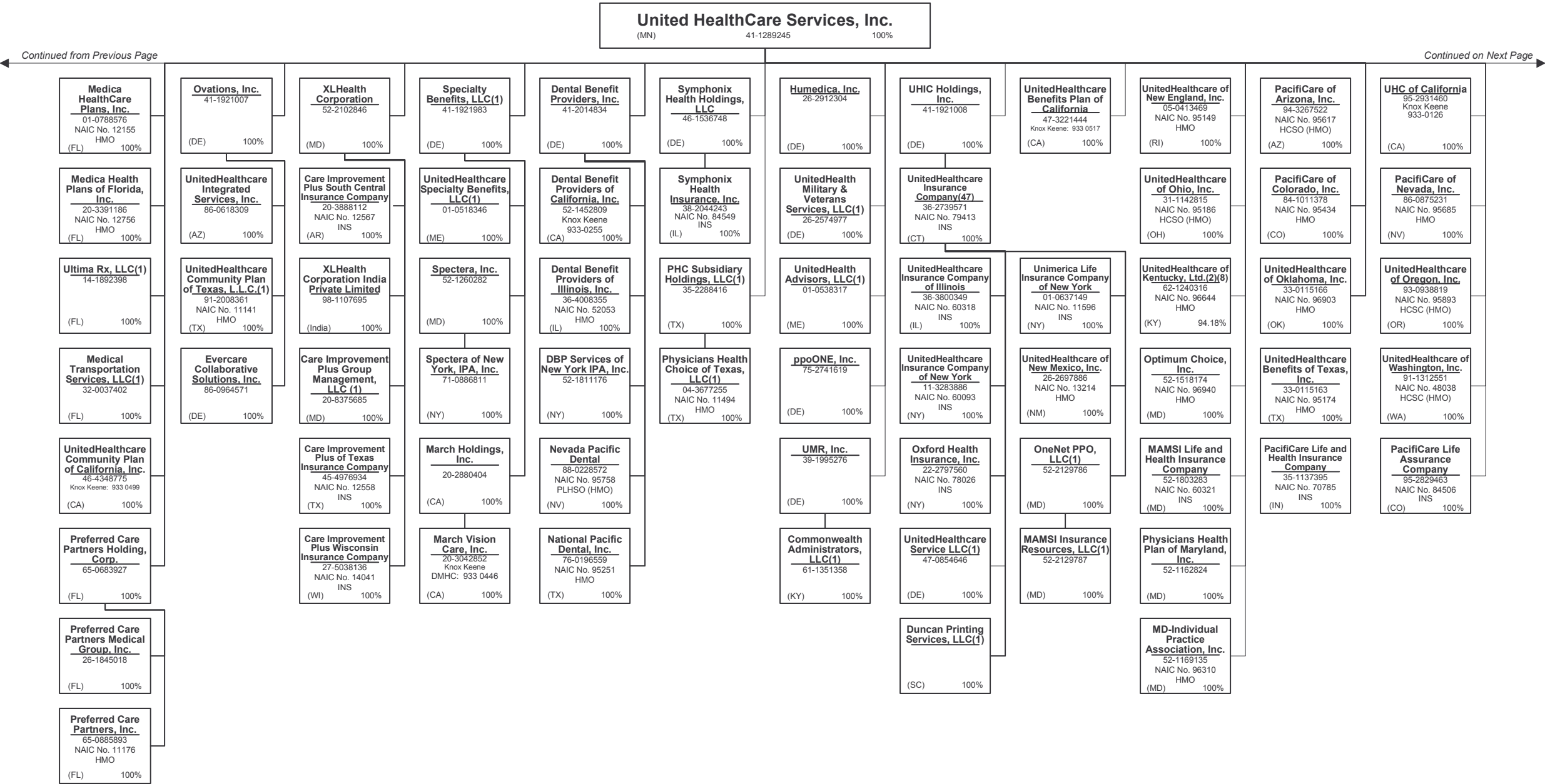
SCHEDULE Y – INFORMATION CONCERNING ACTIVITIES OF INSURER MEMBERS OF A HOLDING COMPANY GROUP  
PART 1 – ORGANIZATIONAL CHART



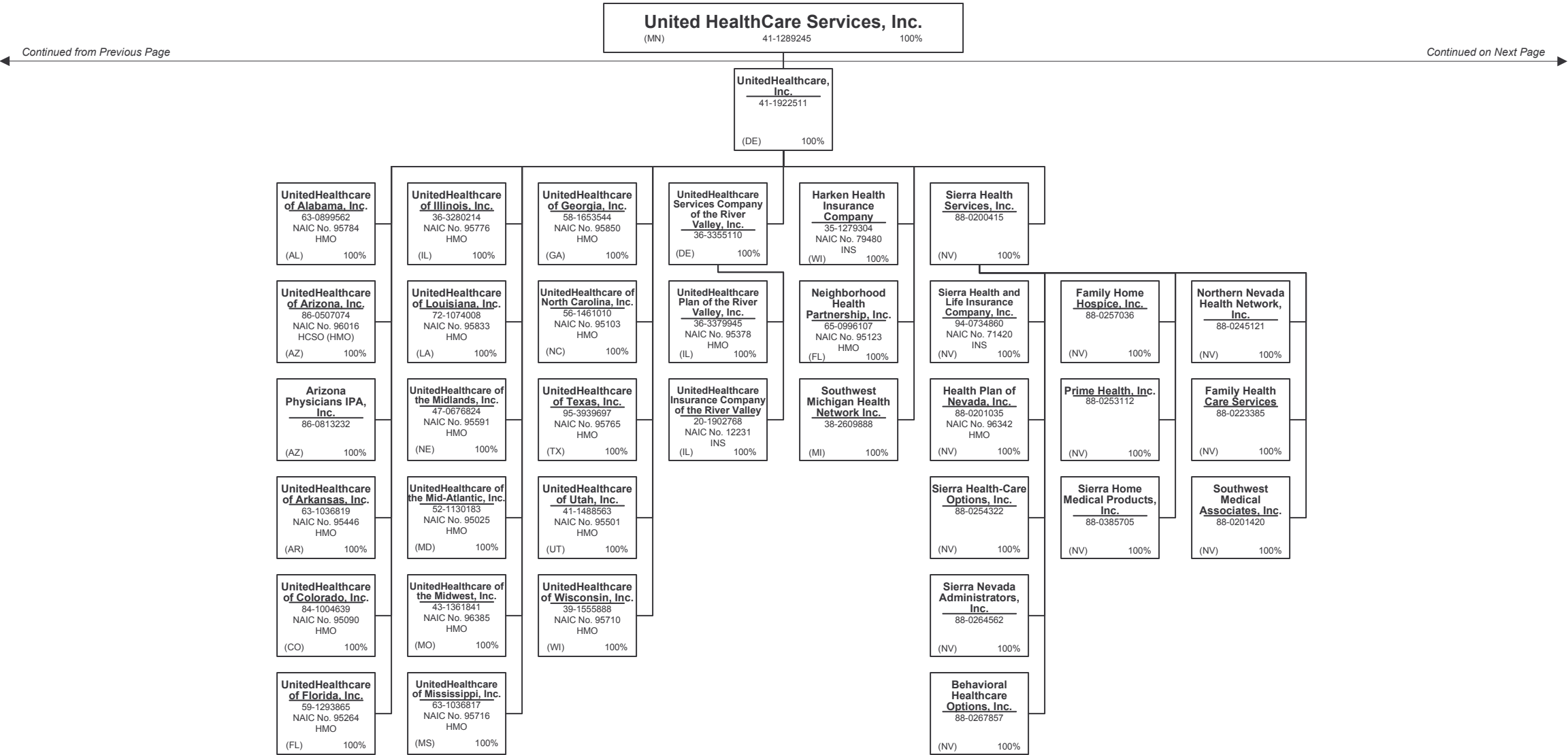
SCHEDULE Y – INFORMATION CONCERNING ACTIVITIES OF INSURER MEMBERS OF A HOLDING COMPANY GROUP  
PART 1 – ORGANIZATIONAL CHART



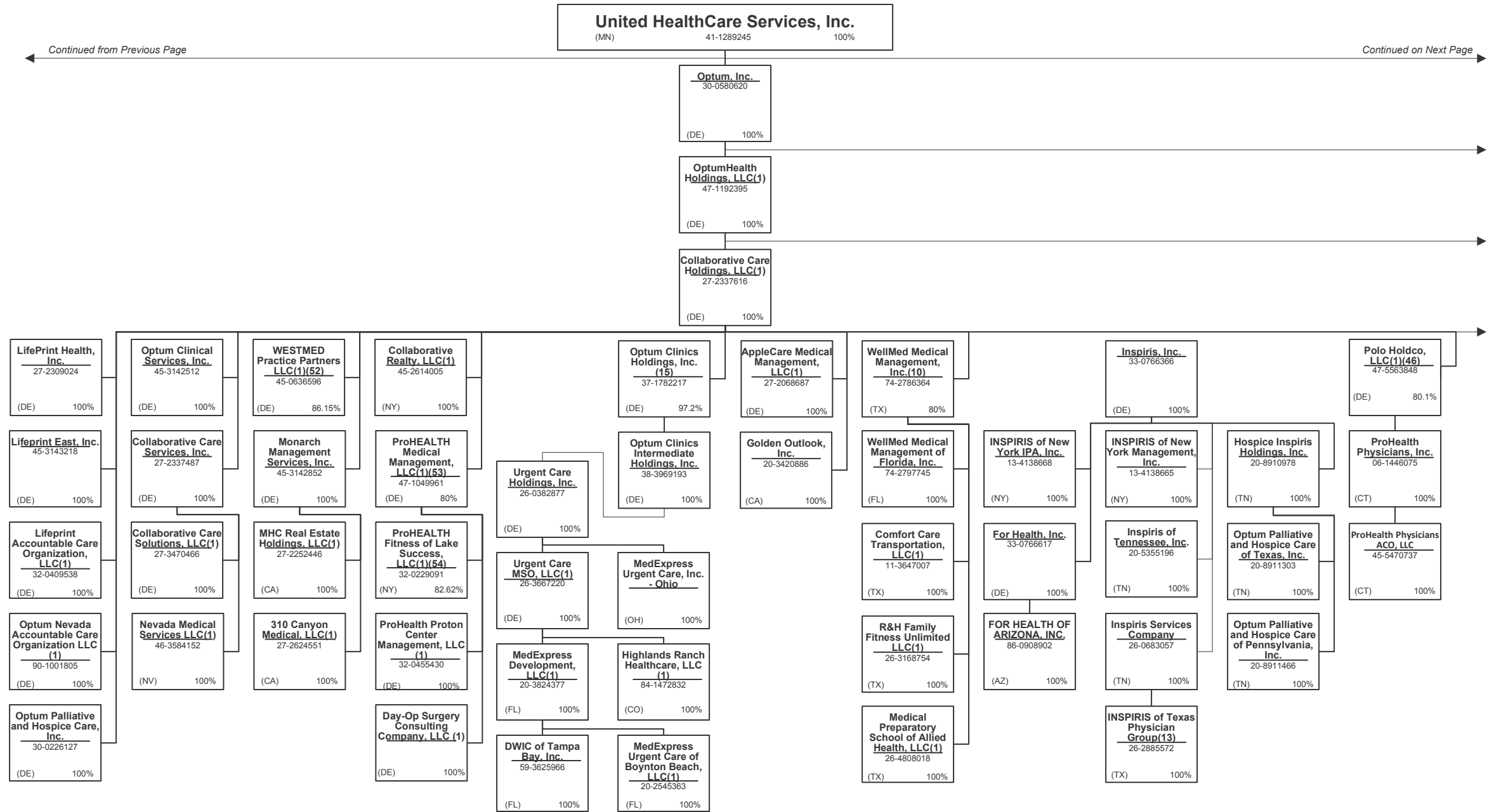
SCHEDULE Y – INFORMATION CONCERNING ACTIVITIES OF INSURER MEMBERS OF A HOLDING COMPANY GROUP  
PART 1 – ORGANIZATIONAL CHART



SCHEDULE Y – INFORMATION CONCERNING ACTIVITIES OF INSURER MEMBERS OF A HOLDING COMPANY GROUP  
PART 1 – ORGANIZATIONAL CHART



SCHEDULE Y – INFORMATION CONCERNING ACTIVITIES OF INSURER MEMBERS OF A HOLDING COMPANY GROUP  
PART 1 – ORGANIZATIONAL CHART



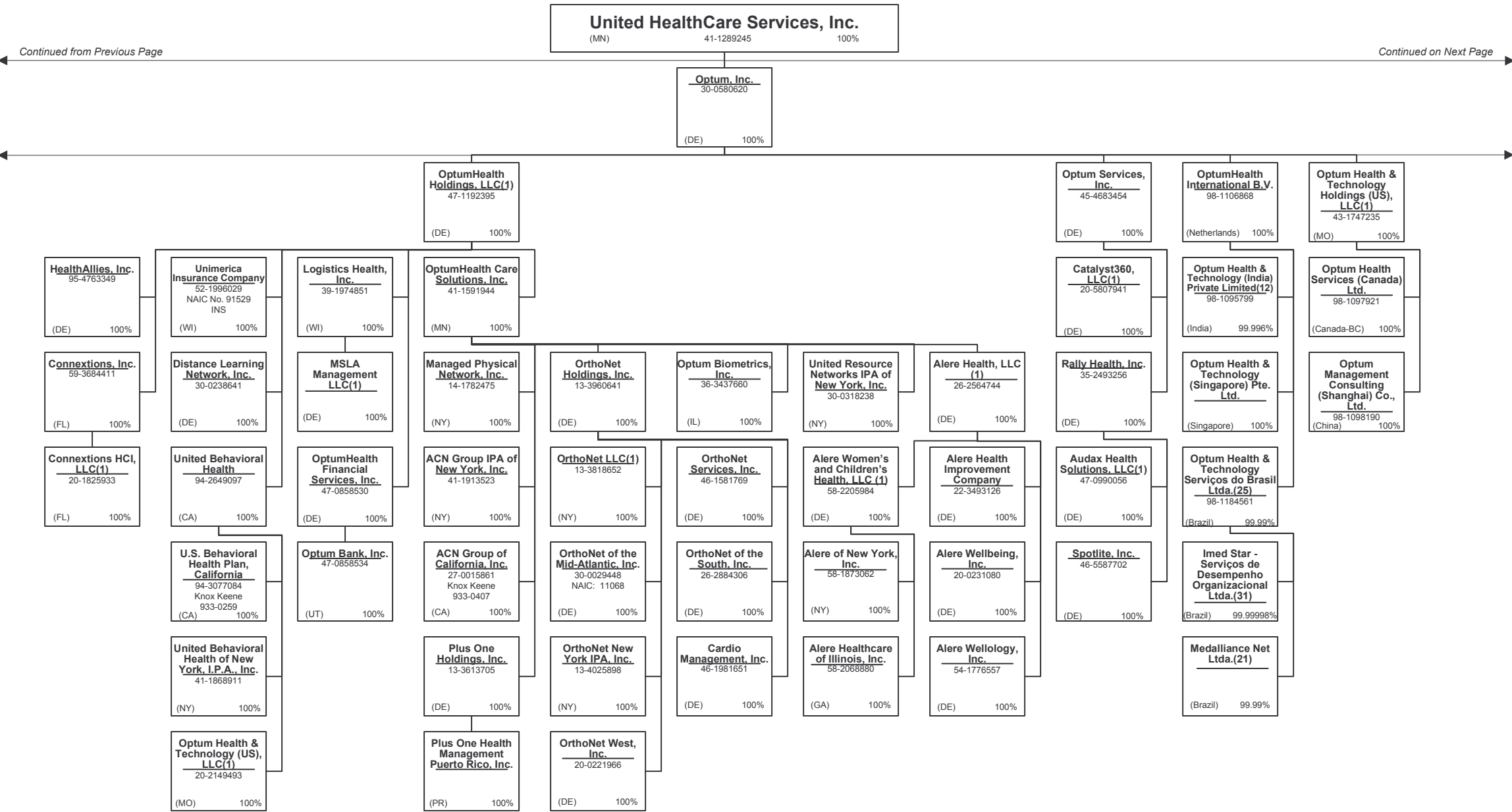
STATEMENT AS OF JUNE 30, 2016 OF THE UnitedHealthcare Community Plan of Ohio, Inc.

**SCHEDULE Y – INFORMATION CONCERNING ACTIVITIES OF INSURER MEMBERS OF A HOLDING COMPANY GROUP**

**PART 1 – ORGANIZATIONAL CHART**

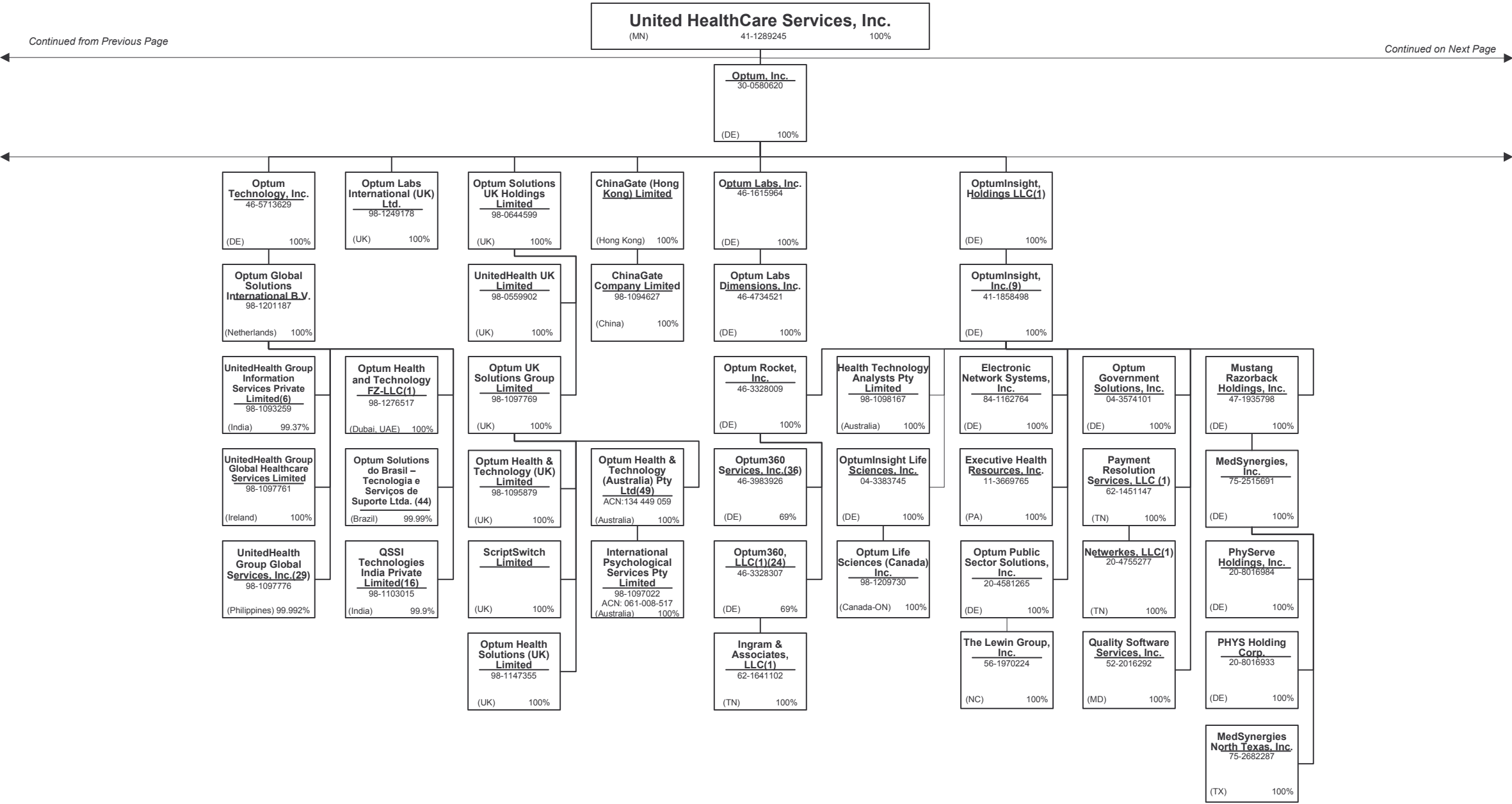


SCHEDULE Y – INFORMATION CONCERNING ACTIVITIES OF INSURER MEMBERS OF A HOLDING COMPANY GROUP  
PART 1 – ORGANIZATIONAL CHART

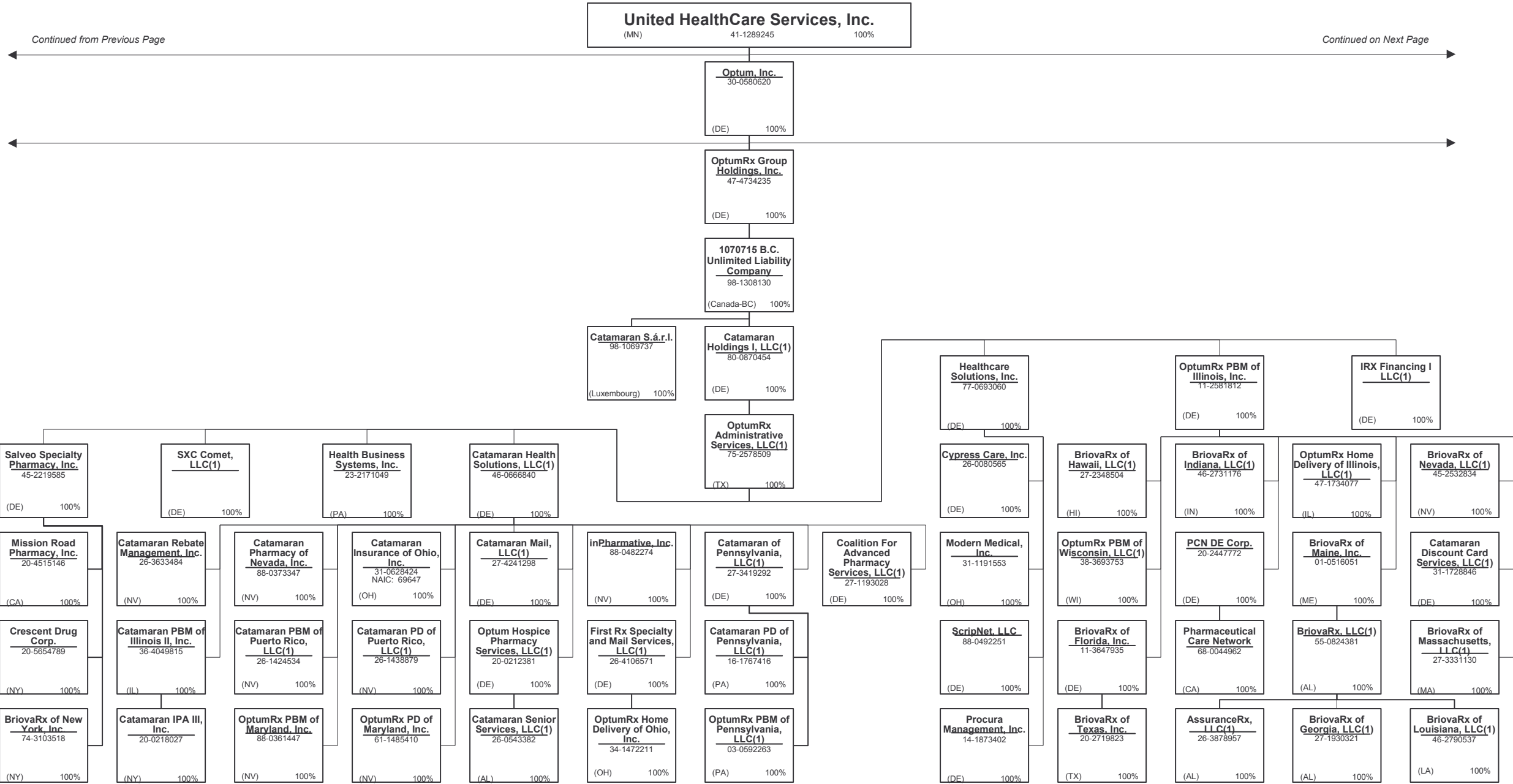




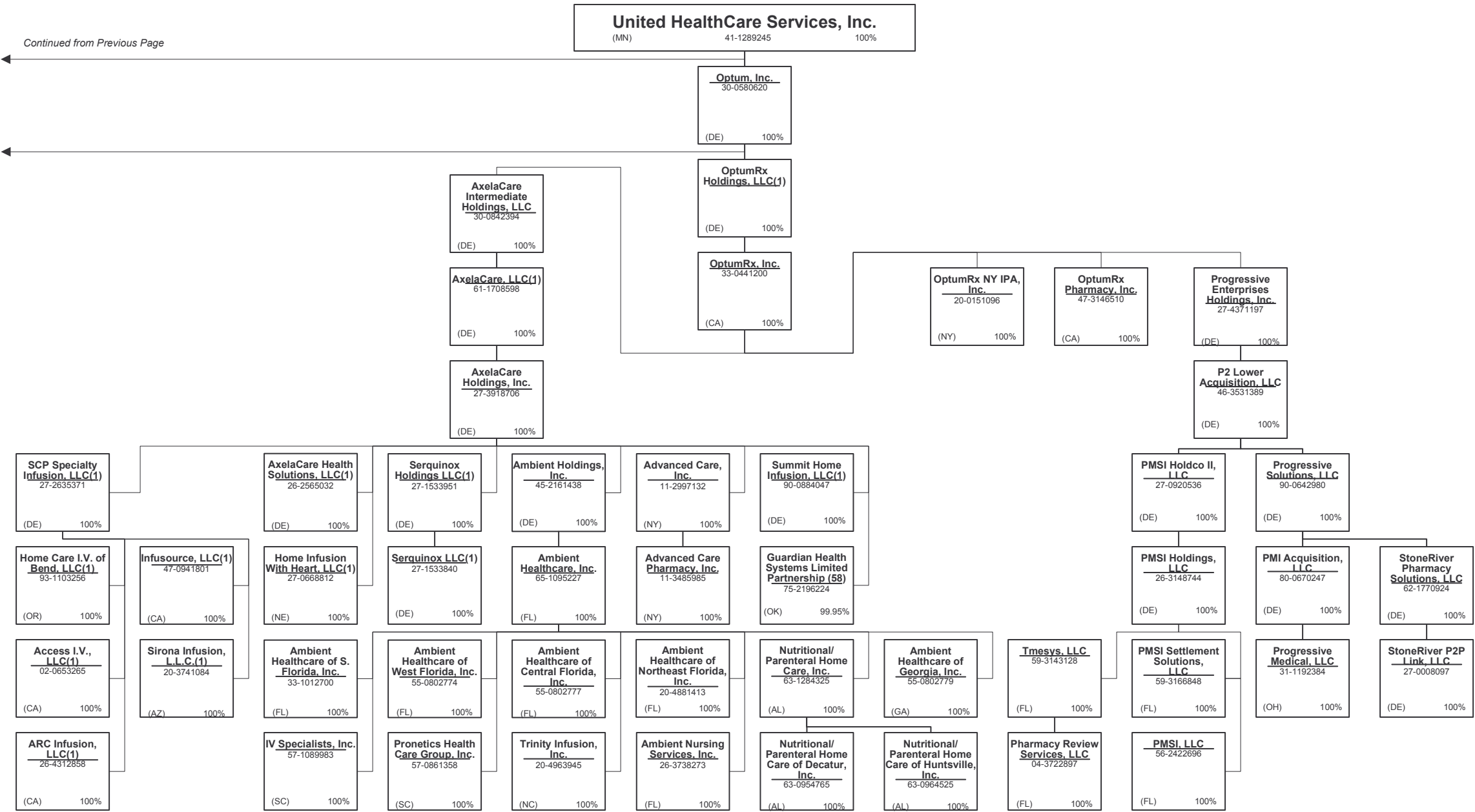
SCHEDULE Y – INFORMATION CONCERNING ACTIVITIES OF INSURER MEMBERS OF A HOLDING COMPANY GROUP  
PART 1 – ORGANIZATIONAL CHART



SCHEDULE Y – INFORMATION CONCERNING ACTIVITIES OF INSURER MEMBERS OF A HOLDING COMPANY GROUP  
PART 1 – ORGANIZATIONAL CHART



SCHEDULE Y – INFORMATION CONCERNING ACTIVITIES OF INSURER MEMBERS OF A HOLDING COMPANY GROUP  
PART 1 – ORGANIZATIONAL CHART



SCHEDULE Y – INFORMATION CONCERNING ACTIVITIES OF INSURER MEMBERS OF A HOLDING COMPANY GROUP  
PART 1 – ORGANIZATIONAL CHART

Notes

All legal entities on the Organization Chart are Corporations unless otherwise indicated.

- (1) Entity is a Limited Liability Company
- (2) Entity is a Partnership
- (3) Entity is a Non-Profit Corporation
- (4) Control of the Foundation is based on sole membership, not the ownership of voting securities
- (5) COI Participações S.A. is 87.270% owned by Esho – Empresa de Serviços Hospitalares S.A. and 12.729% owned by COIPAR Participações S.A.
- (6) UnitedHealth Group Information Services Private Limited is 99.37% owned by Optum Global Solutions International B.V. The remaining 0.63 % is owned by UnitedHealth International, Inc.
- (7) UnitedHealthcare India Private Limited is 99.9935% owned by UnitedHealthcare International II B.V. and 0.0065% owned by UnitedHealth International, Inc.
- (8) General partnership interests are held by United HealthCare Services, Inc. (89.77%) and by UnitedHealthcare, Inc. (10.23%). United HealthCare Services, Inc. also holds 100% of the limited partnership interests. When combining general and limited partner interests, United HealthCare Services, Inc. owns 94.18% and UnitedHealthcare, Inc. owns 5.83%.
- (9) Branch office located in Abu Dhabi, UAE.
- (10) WellMed Medical Management, Inc. is 80% owned by Collaborative Care Holdings, LLC and 20% owned by WMG Healthcare Partners, L.P.
- (11) Seisa Serviços Integrados de Saúde Ltda is 99.99% owned by Amil Assistência Médica Internacional S.A. and 0.000008% owned by Cemed Care – Empresa de Atendimento Clínico Geral Ltda.
- (12) Optum Health & Technology (India) Private Limited is 99.996% owned by OptumHealth International B.V. and 0.004 % owned by United Behavioral Health.
- (13) INSPIRIS of Texas Physician Group is a Texas non-profit (taxable) whose sole member is Inspiris Services Company.
- (14) PrimeCare of Citrus Valley, Inc. is 80% owned by PrimeCare Medical Network, Inc. and 20% owned by Citrus Valley Medical Associates, Inc.
- (15) Optum Clinics Holdings, Inc. is 97.2% owned by Collaborative Care Holdings, LLC and 2.8% is owned by external shareholders.
- (16) QSSI Technologies India Private Limited is 99.9% owned by Optum Global Solutions International B.V. and 0.1% UnitedHealth International, Inc.
- (17) Amico Saúde Ltda. is 98.87947% owned by Amil Assistência Médica Internacional S.A. and 1.12053% owned by Cemed Care – Empresa de Atendimento Clínico Geral Ltda.
- (18) Esho – Empresa de Serviços Hospitalares S.A. is 99.224% owned by Amil Assistência Médica Internacional S.A. and 0.0340693% owned by Treasury Shares and .7409758% owned by external shareholders.
- (19) Etho – Empresa de Tecnologia Hospitalar Ltda. 71.91% owned by Amil Assistência Médica Internacional S.A. and 28.08% owned by an external shareholder.
- (20) Orthology, Inc. is 80% owned by UnitedHealth Group Ventures, LLC and 20% owned by external shareholders.

- (21) Medalliance Net Ltda. is owned 99.999985% by Optum Health & Technology Serviços do Brasil Ltda. and 0.000015% by UHG Brasil Participações S.A.
- (22) Branch offices in Iraq and Uganda.
- (23) Cemed Care Empresa de Atendimento Clínico Geral Ltda. Is 99.9999995% owned by Amil Assistência Médica Internacional S.A. and 0.000005% owned by Amico Saúde Ltda.
- (24) Optum 360, LLC is 69% owned by Optum Rocket, Inc; the remaining 31% is owned by external holders.
- (25) Optum Health & Technology Serviços do Brasil Ltda. is 99.9964% owned by OptumHealth International B.V. and .0036% owned by OptumInsight, Inc.
- (26) Bosque Medical Center S.A. is 78.2049803% owned by Amil Assistência Médica Internacional S.A. and 21.7950197% owned by Etsho – Empresa de Servicios Hospitalarea S.A.
- (27) AHJV, Inc. is 75% owned by NMM Holdings, Inc. and 25% owned by Humana, Inc.
- (28) Real Appeal, Inc. is majority-owned by UHG or one of its affiliates and the remaining 2% is owned by Real Appeal Management.
- (29) UnitedHealth Group Global Services, Inc. is 99.992% owned by Optum Global Solutions International B.V., and the remaining 0.008% is held by the company's directors.
- (30) Amil Clinical Research Participações Ltda. is 99.95% owned by Amil Lifesciences Participações Ltda. and 0.05% owned by Cemed Care – Empresa de Atendimento Clínico Geral Ltda.
- (31) Imed Star Serviços de Desempenho Organizacional Ltda. is 99.99998% owned by Optum Health & Technology Serviços do Brasil Ltda and 0.00002% owned by UHG Brasil Participações S.A.
- (32) Hospital de Clínicas de Jacarepaguá Ltda. is 99.99% owned by Esho – Empresa de Serviços Hospitalares S.A. and 0.01% is owned by Cemed Care – Empresa de Atendimento Clínico Geral Ltda.
- (33) Hospital Alvorada Taguatinga Ltda. is 78.160392% owned by Amil Assistência Médica Internacional S.A., 21.839608% by Bosque Medical Center S.A.
- (34) Amil Lifesciences Participações Ltda. Is 99.999669% owned by Amil Assistência Médica Internacional S.A. and 0.000331% owned by Cemed Care Empresa de Atendimento Clínico Geral Ltda.
- (35) FrontierMEDEX Kenya Limited is 99.9% owned by Frontier MEDEX Limited and 0.1% owned by UnitedHealthcare International I B.V.
- (36) Optum360 Services, Inc. is 69% owned by Optum Rocket, Inc. and 31% owned by two external interest holders.
- (37) The limited partners of UnitedHealth Group International, L.P. include FMG Holdings, LLC (14.8145%), Hygeia Corporation (DE) (0.2012%) and UnitedHealth Group Incorporated (84.9843%). UnitedHealth Group International GP is the general partner of UnitedHealth Group International, L.P.
- (38) Polar II Fundo de Investimento em Participações is a Brazilian private equity investment fund incorporated in the form of a closed-end condominium.
- (39) UnitedHealthcare International III S.á.r.l. is 65% owned by UnitedHealthcare Europe S.á.r.l. and 35% owned by UnitedHealthcare International II S.á.r.l.

- (40) Amil Assistência Médica Internacional S.A. is 90.23% owned by Polar II Fundo de Investimento em Participações and the remaining 9.77% is owned by the former controlling shareholders of Amil Assistência Médica Internacional S.A.
- (41) Lusiadas A.C.E. is 70% owned by Lusiadas, SGPS, S.A., 10% owned by Lusiadas – Parcerias Cascais, S.A., and 20% owned by Lusiadas, S.A.
- (42) Centro Médico PJ Ltda. is 99.99% owned by Esho – Empresa de Serviços Hospitalares S.A. and 0.01% is owned by Cemed Care – Empresa de Atendimento Clínico Geral Ltda.
- (43) Frontier Medex Tanzania Limited is 99% owned by Frontier MEDEX Limited. The remaining 1% is owned by a former officer of Frontier MEDEX Limited and is being transferred to UnitedHealthcare International I BV.
- (44) Optum Solutions do Brasil – Tecnologia e Serviços de Suporte Ltda., is 99.999998% owned by Optum Global Solutions International B.V. and 0.00002% owned by OptumHealth International B.V.
- (45) Multiangio Ltda. is 68% owned by Esho – Empresa de Serviços Hospitalares S.A. and the remaining 32% is owned by external shareholders.
- (46) Polo Holdco, LLC is 80.1% owned by Collaborative Care Holdings, LLC and the remaining 19.9% being owned by an outside third party.
- (47) TBD.
- (48) TBD
- (49) Branch office located in Hong Kong.
- (50) Dental Center Serviços Odontológicos Ltda. is 100% owned by Seisa Servicios Integrados de Saúde Ltda.
- (51) Hospital AMA S.A. is 50.48% owned by Esho – Empresa de Serviços Hospitalares S.A. and 49.52% owned by Seisa Serviços Integrados de Saúde Ltda.
- (52) WESTMED Practice Partners LLC is 86.15% owned by Collaborative Care Holdings, LLC and 13.85% owned by external shareholders.
- (53) ProHEALTH Medical Management, LLC is 80% owned by Collaborative Care Holdings, LLC and 20% owned by an external shareholder.
- (54) ProHEALTH Fitness of Lake Success, LLC is 82.62% owned by ProHEALTH Medical Management, LLC and 17.38% by an external shareholder.
- (55) Hospital Maternidade Promater Ltda is 99.99% owned by Esho – Empresa de Servicios Hospitalares S.A. and 0.00006% owned by Seisa Serviços Integrados de Saúde Ltda.
- (56) Hospital Geral e Maternidade Madre Maria Theodora Ltda. is 99.9999% owned by Esho – Empresa de Serviços Hospitalares S.A. and 0.00001% owned by Cemed Care Empresa de Atendimento Clínico Geral Ltda.
- (57) Angiografia e Hemodinâmica Madre Theodora Ltda. is 50% owned by Hospital Geral e Maternidade Madre Maria Theodora Ltda. and 50% owned by 28 individual partners.
- (58) Guardian Health Systems Limited Partnership is 99.95% owned by AxelaCare Holdings, Inc. with the remaining 0.05% interest as a limited partner being held by AxelaCare Health Solutions, LLC.
- (59) TeamMD Holdings, Inc., a Delaware corporation, was formed as an 80% owned subsidiary of UnitedHealth Group Ventures, LLC, a Delaware limited liability company. The remaining 20% is owned by external shareholders.
- (60) Hospitais Associados de Pernambuco Ltda. is 90% owned by Esho – Empresa de Serviços Hospitalares S.A. and 10% is owned by an external shareholder
- (61) Topimagem Diagnóstico por Imagem Ltda. is 89% owned by Esho – Empresa de Serviços Hospitalares S.A., and the remaining 11% interest is owned by external shareholders.
- (62) Dilab – Medicina Nuclear Ltda is 85% owned by Esho – Empresa de Serviços Hospitalares S.A. and the remaining 15% is owned by external shareholders.

SCHEDULE Y  
PART 1A - DETAIL OF INSURANCE HOLDING COMPANY SYSTEM

1	2	3	4	5	6	7	8	9	10	11	12	13	14	15
Group Code	Group Name	NAIC Company Code	ID Number	Federal RSSD	CIK	Name of Securities Exchange if Publicly Traded (U.S. or International)	Names of Parent, Subsidiaries Or Affiliates	Domiciliary Location	Relationship to Reporting Entity	Directly Controlled by (Name of Entity/Person)	Type of Control (Ownership, Board, Management, Attorney-in-Fact, Influence, Other)	If Control is Ownership Provide Percentage	Ultimate Controlling Entity(ies)/Person(s)	*
		.00000	98-1308130				1070715 B.C. Unlimited Liability Company	.CAN	NIA	OptumRx Group Holdings, Inc.	Ownership	100.000	UnitedHealth Group Incorporated	
		.00000	27-2624551				310 Canyon Medical, LLC	.CA	NIA	Monarch Management Services, Inc.	Ownership	100.000	UnitedHealth Group Incorporated	
		.00000	02-0653265				Access I.V., LLC	.CA	NIA	SCP Specialty Infusion, LLC	Ownership	100.000	UnitedHealth Group Incorporated	
		.00000	41-1913523				ACN Group IPA of New York, Inc.	.NY	NIA	OptumHealth Care Solutions, Inc.	Ownership	100.000	UnitedHealth Group Incorporated	
		.00000	27-0015861				ACN Group of California, Inc.	.CA	IA	OptumHealth Care Solutions, Inc.	Ownership	100.000	UnitedHealth Group Incorporated	
		.00000	11-3485985				Advanced Care Pharmacy, Inc.	.NY	NIA	Advanced Care, Inc.	Ownership	100.000	UnitedHealth Group Incorporated	
		.00000	11-2997132				Advanced Care, Inc.	.NY	NIA	AxelaCare Holdings, Inc.	Ownership	100.000	UnitedHealth Group Incorporated	
		.00000	38-3849068				AHJV MSO, Inc.	.DE	NIA	AHJV, Inc.	Ownership	100.000	UnitedHealth Group Incorporated	
		.00000	38-3849066				AHJV, Inc.	.DE	NIA	NAMM Holdings, Inc.	Ownership	100.000	UnitedHealth Group Incorporated	
		.00000	22-3493126				Alere Health Improvement Company	.DE	NIA	Alere Health, LLC	Ownership	100.000	UnitedHealth Group Incorporated	
		.00000	26-2564744				Alere Health, LLC	.DE	NIA	OptumHealth Care Solutions, Inc.	Ownership	100.000	UnitedHealth Group Incorporated	
										Alere Women's and Children's Health, LLC				
		.00000	58-2068880				Alere Healthcare of Illinois, Inc.	.GA	NIA	Alere Women's and Children's Health, LLC	Ownership	100.000	UnitedHealth Group Incorporated	
		.00000	58-1873062				Alere of New York, Inc.	.NY	NIA		Ownership	100.000	UnitedHealth Group Incorporated	
		.00000	20-0231080				Alere Wellbeing, Inc.	.DE	NIA	Alere Health, LLC	Ownership	100.000	UnitedHealth Group Incorporated	
		.00000	54-1776557				Alere Wellology, Inc.	.DE	NIA	Alere Health, LLC	Ownership	100.000	UnitedHealth Group Incorporated	
		.00000	58-2205984				Alere Women's and Children's Health, LLC	.DE	NIA	Alere Health, LLC	Ownership	100.000	UnitedHealth Group Incorporated	
..0707	UnitedHealth Group Incorporated	82406	35-1665915				All Savers Insurance Company	.IN	IA	Golden Rule Financial Corporation	Ownership	100.000	UnitedHealth Group Incorporated	
..0707	UnitedHealth Group Incorporated						All Savers Life Insurance Company of California	.CA	IA	Golden Rule Financial Corporation	Ownership	100.000	UnitedHealth Group Incorporated	
							Ambient Healthcare of Central Florida, Inc.	.FL	NIA	Ambient Healthcare, Inc.	Ownership	100.000	UnitedHealth Group Incorporated	
		.00000	55-0802777				Ambient Healthcare of Georgia, Inc.	.GA	NIA	Ambient Healthcare, Inc.	Ownership	100.000	UnitedHealth Group Incorporated	
							Ambient Healthcare of Northeast Florida, Inc.	.FL	NIA	Ambient Healthcare, Inc.	Ownership	100.000	UnitedHealth Group Incorporated	
		.00000	20-4881413				Ambient Healthcare of S. Florida, Inc.	.FL	NIA	Ambient Healthcare, Inc.	Ownership	100.000	UnitedHealth Group Incorporated	
		.00000	33-1012700				Ambient Healthcare of West Florida, Inc.	.FL	NIA	Ambient Healthcare, Inc.	Ownership	100.000	UnitedHealth Group Incorporated	
		.00000	55-0802774				Ambient Healthcare of West Florida, Inc.	.FL	NIA	Ambient Healthcare, Inc.	Ownership	100.000	UnitedHealth Group Incorporated	
		.00000	65-1095227				Ambient Healthcare, Inc.	.FL	NIA	Ambient Holdings, Inc.	Ownership	100.000	UnitedHealth Group Incorporated	
		.00000	45-2161438				Ambient Holdings, Inc.	.DE	NIA	AxelaCare Holdings, Inc.	Ownership	100.000	UnitedHealth Group Incorporated	
		.00000	26-3738273				Ambient Nursing Services, Inc.	.FL	NIA	Ambient Healthcare, Inc.	Ownership	100.000	UnitedHealth Group Incorporated	
		.00000	54-1743136				AmeriChoice Corporation	.DE	UIP	UnitedHealth Group Incorporated	Ownership	100.000	UnitedHealth Group Incorporated	
		.00000	54-1743141				AmeriChoice Health Services, Inc.	.DE	NIA	AmeriChoice Corporation	Ownership	100.000	UnitedHealth Group Incorporated	
..0707	UnitedHealth Group Incorporated	13178	26-2481299				AmeriChoice of Connecticut, Inc.	.CT	IA	AmeriChoice Corporation	Ownership	100.000	UnitedHealth Group Incorporated	
..0707	UnitedHealth Group Incorporated	95497	22-3368602				AmeriChoice of New Jersey, Inc.	.NJ	IA	AmeriChoice Corporation	Ownership	100.000	UnitedHealth Group Incorporated	
										Amil Assistência Médica Internacional S.A.				
		.00000	98-1108620				Amico Saúde Ltda.	.BRA	NIA	Cemed Care - Empresa de Atendimento Clínico Geral Ltda.	Ownership	98.879	UnitedHealth Group Incorporated	
		.00000	98-1108620				Amico Saúde Ltda.	.BRA	NIA	Polar II Fundo de Investimento em Participações	Ownership	1.121	UnitedHealth Group Incorporated	
		.00000					Amil Assistência Médica Internacional S.A.	.BRA	NIA	Esho - Empresa de Serviços Hospitalares S.A.	Ownership	90.230	UnitedHealth Group Incorporated	1
							Amil Clinical Research Participações Ltda.	.BRA	NIA	Cemed Care - Empresa de Atendimento Clínico Geral Ltda.	Ownership	99.950	UnitedHealth Group Incorporated	
		.00000	98-1109085				Amil Clinical Research Participações Ltda.	.BRA	NIA	Amil Assistência Médica Internacional S.A.	Ownership	0.050	UnitedHealth Group Incorporated	
		.00000	98-1109085				AMIL International	.LUX	NIA	Amil Assistência Médica Internacional S.A.	Ownership	100.000	UnitedHealth Group Incorporated	
		.00000	98-1110579				Amil Lifesciences Participações Ltda.	.BRA	NIA	Amil Assistência Médica Internacional S.A.	Ownership	100.000	UnitedHealth Group Incorporated	
		.00000	98-1110579				Amil Lifesciences Participações Ltda.	.BRA	NIA	Cemed Care - Empresa de Atendimento Clínico Geral Ltda.	Ownership	0.000	UnitedHealth Group Incorporated	

SCHEDULE Y  
PART 1A - DETAIL OF INSURANCE HOLDING COMPANY SYSTEM

1	2	3	4	5	6	7	8	9	10	11	12	13	14	15
Group Code	Group Name	NAIC Company Code	ID Number	Federal RSSD	CIK	Name of Securities Exchange if Publicly Traded (U.S. or International)	Names of Parent, Subsidiaries Or Affiliates	Domiciliary Location	Relationship to Reporting Entity	Directly Controlled by (Name of Entity/Person)	Type of Control (Ownership, Board, Management, Attorney-in-Fact, Influence, Other)	If Control is Ownership Provide Percentage	Ultimate Controlling Entity(ies)/Person(s)	*
		.00000					Angiografia e Hemodinâmica Madre Theodora Ltda.	.BRA	.NIA	Esho – Empresa de Serviços Hospitalares S.A.	Ownership	.50.000	UnitedHealth Group Incorporated	1
		.00000	27-2068687				AppleCare Medical Management, LLC	.DE	.NIA	Collaborative Care Holdings, LLC	Ownership	.100.000	UnitedHealth Group Incorporated	
		.00000	26-4312858				ARC Infusion, LLC	.CA	.NIA	SCP Specialty Infusion, LLC	Ownership	.100.000	UnitedHealth Group Incorporated	
		.00000	86-0813232				Arizona Physicians IPA, Inc.	.AZ	.IA	UnitedHealthcare, Inc.	Ownership	.100.000	UnitedHealth Group Incorporated	
		.00000	90-0369702				ASI Global, LLC	.TX	.NIA	FrontierMEDEX, Inc.	Ownership	.100.000	UnitedHealth Group Incorporated	
		.00000	26-3878957				AssuranceRx, LLC	.AL	.NIA	BriovaRx, LLC	Ownership	.100.000	UnitedHealth Group Incorporated	
		.00000	47-0990056				Audax Health Solutions, LLC	.DE	.NIA	Rally Health, Inc.	Ownership	.100.000	UnitedHealth Group Incorporated	
		.00000	80-0368187				Aveta Arizona, Inc.	.AZ	.NIA	NAMM Holdings, Inc.	Ownership	.100.000	UnitedHealth Group Incorporated	
		.00000	90-0632302				Aveta Health Solutions Inc.	.DE	.NIA	NAMM Holdings, Inc.	Ownership	.100.000	UnitedHealth Group Incorporated	
		.00000	20-4057813				Aveta Inc.	.DE	.NIA	Collaborative Care Holdings, LLC	Ownership	.100.000	UnitedHealth Group Incorporated	
		.00000	27-2823524				Aveta Kansas City, Inc.	.KS	.NIA	NAMM Holdings, Inc.	Ownership	.100.000	UnitedHealth Group Incorporated	
		.00000	36-4704309				Aveta Tennessee, Inc	.DE	.NIA	NAMM Holdings, Inc.	Ownership	.100.000	UnitedHealth Group Incorporated	
		.00000	26-2565032				AxelaCare Health Solutions, LLC	.DE	.NIA	AxelaCare Holdings, Inc.	Ownership	.100.000	UnitedHealth Group Incorporated	
		.00000	27-3918706		0001507772		AxelaCare Holdings, Inc.	.DE	.NIA	AxelaCare, LLC	Ownership	.100.000	UnitedHealth Group Incorporated	
		.00000	30-0842394				AxelaCare Intermediate Holdings, LLC	.DE	.NIA	OptumRx, Inc.	Ownership	.100.000	UnitedHealth Group Incorporated	
		.00000	61-1708598				AxelaCare, LLC	.DE	.NIA	AxelaCare Intermediate Holdings, LLC	Ownership	.100.000	UnitedHealth Group Incorporated	
		.00000	88-0267857				Behavioral Healthcare Options, Inc.	.NV	.NIA	Sierra Health Services, Inc.	Ownership	.100.000	UnitedHealth Group Incorporated	
		.00000	98-1112673				Bosque Medical Center S.A.	.BRA	.NIA	Amil Assistência Médica Internacional S.A.	Ownership	.78.210	UnitedHealth Group Incorporated	
		.00000	98-1112673				Bosque Medical Center S.A.	.BRA	.NIA	Esho – Empresa de Serviços Hospitalares S.A.	Ownership	.21.790	UnitedHealth Group Incorporated	
		.00000	11-3647935				BriovaRx of Florida, Inc.	.DE	.NIA	OptumRx PBM of Illinois, Inc.	Ownership	.100.000	UnitedHealth Group Incorporated	
		.00000	27-1930321				BriovaRx of Georgia, LLC	.GA	.NIA	BriovaRx, LLC	Ownership	.100.000	UnitedHealth Group Incorporated	
		.00000	27-2348504				BriovaRx of Hawaii, LLC	.HI	.NIA	OptumRx PBM of Illinois, Inc.	Ownership	.100.000	UnitedHealth Group Incorporated	
		.00000	46-2731176				BriovaRx of Indiana, LLC	.IN	.NIA	OptumRx PBM of Illinois, Inc.	Ownership	.100.000	UnitedHealth Group Incorporated	
		.00000	46-2790537				BriovaRx of Louisiana, LLC	.LA	.NIA	BriovaRx, LLC	Ownership	.100.000	UnitedHealth Group Incorporated	
		.00000	01-0516051				BriovaRx of Maine, Inc.	.ME	.NIA	OptumRx PBM of Illinois, Inc.	Ownership	.100.000	UnitedHealth Group Incorporated	
		.00000	27-3331130				BriovaRx of Massachusetts, LLC	.MA	.NIA	OptumRx PBM of Illinois, Inc.	Ownership	.100.000	UnitedHealth Group Incorporated	
		.00000	45-2532834				BriovaRx of Nevada, LLC	.NV	.NIA	OptumRx PBM of Illinois, Inc.	Ownership	.100.000	UnitedHealth Group Incorporated	
		.00000	74-3103518				BriovaRx of New York, Inc.	.NY	.NIA	Salveo Specialty Pharmacy, Inc.	Ownership	.100.000	UnitedHealth Group Incorporated	
		.00000	20-2719823				BriovaRx of Texas, Inc.	.TX	.NIA	BriovaRx of Florida, Inc.	Ownership	.100.000	UnitedHealth Group Incorporated	
		.00000	55-0824381				BriovaRx, LLC	.AL	.NIA	BriovaRx of Maine, Inc.	Ownership	.100.000	UnitedHealth Group Incorporated	
		.00000	46-1981651				Cardio Management, Inc.	.DE	.NIA	OrthoNet Holdings, Inc.	Ownership	.100.000	UnitedHealth Group Incorporated	
		.00000	20-8375685				Care Improvement Plus Group Management, LLC	.MD	.NIA	XLHealth Corporation	Ownership	.100.000	UnitedHealth Group Incorporated	
.0707	UnitedHealth Group Incorporated	.12558	45-4976934				Care Improvement Plus of Texas Insurance Company	.TX	.IA	XLHealth Corporation	Ownership	.100.000	UnitedHealth Group Incorporated	
.0707	UnitedHealth Group Incorporated	.12567	20-3888112				Care Improvement Plus South Central Insurance Company	.AR	.IA	XLHealth Corporation	Ownership	.100.000	UnitedHealth Group Incorporated	
.0707	UnitedHealth Group Incorporated	.14041	27-5038136				Care Improvement Plus Wisconsin Insurance Company	.WI	.IA	XLHealth Corporation	Ownership	.100.000	UnitedHealth Group Incorporated	
		.00000	20-5807941				Catalyst360, LLC	.DE	.NIA	Optum Services, Inc.	Ownership	.100.000	UnitedHealth Group Incorporated	
		.00000	31-1728846				Catamaran Discount Card Services, LLC	.DE	.NIA	OptumRx PBM of Illinois, Inc.	Ownership	.100.000	UnitedHealth Group Incorporated	
		.00000	46-0666840				Catamaran Health Solutions, LLC	.DE	.NIA	OptumRx Administrative Services, LLC	Ownership	.100.000	UnitedHealth Group Incorporated	
		.00000	80-0870454				Catamaran Holdings I, LLC	.DE	.NIA	OptumRx Group Holdings, Inc.	Ownership	.100.000	UnitedHealth Group Incorporated	
.0707	UnitedHealth Group Incorporated	.69647	31-0628424				Catamaran Insurance of Ohio, Inc.	.OH	.IA	OptumRx PBM of Maryland, Inc.	Ownership	.100.000	UnitedHealth Group Incorporated	
		.00000	20-0218027				Catamaran IPA III, Inc.	.NY	.NIA	Catamaran PBM of Illinois II, Inc.	Ownership	.100.000	UnitedHealth Group Incorporated	
		.00000	27-4241298				Catamaran Mail, LLC	.DE	.NIA	Catamaran Health Solutions, LLC	Ownership	.100.000	UnitedHealth Group Incorporated	
		.00000	27-3419292				Catamaran of Pennsylvania, LLC	.DE	.NIA	Catamaran Health Solutions, LLC	Ownership	.100.000	UnitedHealth Group Incorporated	
		.00000	36-4049815				Catamaran PBM of Illinois II, Inc.	.IL	.NIA	OptumRx PBM of Maryland, Inc.	Ownership	.100.000	UnitedHealth Group Incorporated	

SCHEDULE Y  
PART 1A - DETAIL OF INSURANCE HOLDING COMPANY SYSTEM

1	2	3	4	5	6	7	8	9	10	11	12	13	14	15
Group Code	Group Name	NAIC Company Code	ID Number	Federal RSSD	CIK	Name of Securities Exchange if Publicly Traded (U.S. or International)	Names of Parent, Subsidiaries Or Affiliates	Domi-ciliary Location	Relation-ship to Reporting Entity	Directly Controlled by (Name of Entity/Person)	Type of Control (Ownership, Board, Management, Attorney-in-Fact, Influence, Other)	If Control is Owner-ship Provide Percen-tage	Ultimate Controlling Entity(ies)/Person(s)	*
		.00000	26-1424534				Catamaran PBM of Puerto Rico, LLC	.NV	NIA	OptumRx PBM of Maryland, Inc.	Ownership	100.000	UnitedHealth Group Incorporated	
		.00000	16-1767416				Catamaran PD of Pennsylvania, LLC	.PA	NIA	Catamaran of Pennsylvania, LLC	Ownership	100.000	UnitedHealth Group Incorporated	
		.00000	26-1438879				Catamaran PD of Puerto Rico, LLC	.NV	NIA	OptumRx PBM of Maryland, Inc.	Ownership	100.000	UnitedHealth Group Incorporated	
		.00000	88-0373347				Catamaran Pharmacy of Nevada, Inc.	.NV	NIA	Catamaran Health Solutions, LLC	Ownership	100.000	UnitedHealth Group Incorporated	
		.00000	26-3633484				Catamaran Rebate Management, Inc.	.NV	NIA	OptumRx PBM of Maryland, Inc.	Ownership	100.000	UnitedHealth Group Incorporated	
		.00000	98-1069737				Catamaran S.á.r.l.	.LUX	NIA	OptumRx Group Holdings, Inc.	Ownership	100.000	UnitedHealth Group Incorporated	
		.00000	26-0543382				Catamaran Senior Services, LLC	.AL	NIA	Optum Hospice Pharmacy Services, LLC	Ownership	100.000	UnitedHealth Group Incorporated	
							Cemed Care – Empresa de Atendimento Clínico Geral Ltda.			Amil Assistência Médica Internacional S.A.				
		.00000	98-1111491				Cemed Care – Empresa de Atendimento Clínico Geral Ltda.	.BRA	NIA		Ownership	100.000	UnitedHealth Group Incorporated	
							Cemed Care – Empresa de Atendimento Clínico Geral Ltda.							
		.00000	98-1111491					.BRA	NIA	Amico Saúde Ltda.	Ownership	0.000	UnitedHealth Group Incorporated	
										Esho – Empresa de Serviços Hospitalares S.A.				
		.00000	98-1310461				Centro Médico PJ Ltda.	.BRA	NIA		Ownership	99.990	UnitedHealth Group Incorporated	
										Cemed Care – Empresa de Atendimento Clínico Geral Ltda.				
		.00000	98-1310461				Centro Médico PJ Ltda.	.BRA	NIA		Ownership	0.010	UnitedHealth Group Incorporated	
		.00000					ChinaGate (Hong Kong) Limited	.HKG	NIA	Optum, Inc.	Ownership	100.000	UnitedHealth Group Incorporated	
		.00000	98-1094627				ChinaGate Company Limited	.CHN	NIA	ChinaGate (Hong Kong) Limited	Ownership	100.000	UnitedHealth Group Incorporated	
							CMS – Central de Manipulação e Serviços Farmacêuticos S.A.			COI – Clínicas Oncológicas Integradas S.A.				
		.00000					Farmacêuticos S.A.	.BRA	NIA		Ownership	100.000	UnitedHealth Group Incorporated	
							Coachella Valley Physicians of PrimeCare, Inc.							
		.00000	56-2674371				Coalition For Advanced Pharmacy Services, LLC	.CA	NIA	PrimeCare Medical Network, Inc.	Ownership	100.000	UnitedHealth Group Incorporated	
										Catamaran Health Solutions, LLC				
		.00000	27-1193028				COI – Clínicas Oncológicas Integradas S.A.	.DE	NIA		Ownership	100.000	UnitedHealth Group Incorporated	
		.00000						.BRA	NIA	COI Participações S.A.	Ownership	100.000	UnitedHealth Group Incorporated	
										Esho – Empresa de Serviços Hospitalares S.A.				
		.00000					COI Participações S.A.	.BRA	NIA		Ownership	87.270	UnitedHealth Group Incorporated	1
		.00000	27-2337616				Collaborative Care Holdings, LLC	.DE	NIA	OptumHealth Holdings, LLC	Ownership	100.000	UnitedHealth Group Incorporated	
		.00000	27-2337487				Collaborative Care Services, Inc.	.DE	NIA	Collaborative Care Holdings, LLC	Ownership	100.000	UnitedHealth Group Incorporated	
		.00000	27-3470466				Collaborative Care Solutions, LLC	.DE	NIA	Collaborative Care Services, Inc.	Ownership	100.000	UnitedHealth Group Incorporated	
		.00000	45-2614005				Collaborative Realty, LLC	.NY	NIA	Collaborative Care Holdings, LLC	Ownership	100.000	UnitedHealth Group Incorporated	
		.00000	11-3647007				Comfort Care Transportation, LLC	.TX	NIA	WellMed Medical Management, Inc.	Ownership	100.000	UnitedHealth Group Incorporated	
		.00000	61-1351358				Commonwealth Administrators, LLC	.KY	NIA	UMR, Inc.	Ownership	100.000	UnitedHealth Group Incorporated	
		.00000	20-1825933				Connexions HCI, LLC	.FL	NIA	Connexions, Inc.	Ownership	100.000	UnitedHealth Group Incorporated	
		.00000	59-3684411				Connexions, Inc.	.FL	NIA	OptumHealth Holdings, LLC	Ownership	100.000	UnitedHealth Group Incorporated	
		.00000	20-5654789				Crescent Drug Corp.	.NY	NIA	Salveo Specialty Pharmacy, Inc.	Ownership	100.000	UnitedHealth Group Incorporated	
		.00000	26-0080565				Cypress Care, Inc.	.DE	NIA	Healthcare Solutions, Inc.	Ownership	100.000	UnitedHealth Group Incorporated	
		.00000					Day-Op Surgery Consulting Company, LLC	.DE	NIA	ProHEALTH Medical Management, LLC	Ownership	100.000	UnitedHealth Group Incorporated	
		.00000	52-1811176				DBP Services of New York IPA, Inc.	.NY	NIA	Dental Benefit Providers, Inc.	Ownership	100.000	UnitedHealth Group Incorporated	
							Dental Benefit Providers of California, Inc.							
		.00000	52-1452809				Dental Benefit Providers of Illinois, Inc.	.CA	IA	Dental Benefit Providers, Inc.	Ownership	100.000	UnitedHealth Group Incorporated	
0707	UnitedHealth Group Incorporated	.52053	36-4008355					.IL	IA	Dental Benefit Providers, Inc.	Ownership	100.000	UnitedHealth Group Incorporated	
		.00000	41-2014834				Dental Benefit Providers, Inc.	.DE	NIA	United HealthCare Services, Inc.	Ownership	100.000	UnitedHealth Group Incorporated	
										Esho – Empresa de Serviços Hospitalares S.A.				
		.00000					Dilab Medicina Nuclear Ltda.	.BRA	NIA		Ownership	85.000	UnitedHealth Group Incorporated	1
		.00000	30-0238641				Distance Learning Network, Inc.	.DE	NIA	OptumHealth Holdings, LLC	Ownership	100.000	UnitedHealth Group Incorporated	
		.00000					Duncan Printing Services, LLC	.SC	NIA	UnitedHealthcare Insurance Company	Ownership	100.000	UnitedHealth Group Incorporated	
		.00000	59-3625966				DWIC of Tampa Bay, Inc.	.FL	NIA	MedExpress Development, LLC	Ownership	100.000	UnitedHealth Group Incorporated	
		.00000	84-1162764				Electronic Network Systems, Inc.	.DE	NIA	OptumInsight, Inc.	Ownership	100.000	UnitedHealth Group Incorporated	
		.00000	98-1103713				ELG FZE	.ARE	NIA	Frontier MEDEX Limited	Ownership	100.000	UnitedHealth Group Incorporated	

SCHEDULE Y  
PART 1A - DETAIL OF INSURANCE HOLDING COMPANY SYSTEM

1	2	3	4	5	6	7	8	9	10	11	12	13	14	15
Group Code	Group Name	NAIC Company Code	ID Number	Federal RSSD	CIK	Name of Securities Exchange if Publicly Traded (U.S. or International)	Names of Parent, Subsidiaries Or Affiliates	Domi-ciliary Location	Relation-ship to Reporting Entity	Directly Controlled by (Name of Entity/Person)	Type of Control (Ownership, Board, Management, Attorney-in-Fact, Influence, Other)	If Control is Owner-ship Provide Per-centage	Ultimate Controlling Entity(ies)/Person(s)	*
		00000	98-1111172				Esho – Empresa de Serviços Hospitalares S.A.	BRA	NIA	Amil Assistência Médica Internacional S.A.	Ownership	99.225	UnitedHealth Group Incorporated	2
		00000					Etho – Empresa de Tecnologia Hospitalar Ltda.	BRA	NIA	Amil Assistência Médica Internacional S.A.	Ownership	71.910	UnitedHealth Group Incorporated	1
		00000	86-0964571				Evercare Collaborative Solutions, Inc.	DE	NIA	Ovations, Inc.	Ownership	100.000	UnitedHealth Group Incorporated	
		00000	98-1111239				Excellion Serviços Biomédicos S.A.	BRA	NIA	Esho – Empresa de Serviços Hospitalares S.A.	Ownership	100.000	UnitedHealth Group Incorporated	
		00000	11-3669765				Executive Health Resources, Inc.	PA	NIA	OptumInsight, Inc.	Ownership	100.000	UnitedHealth Group Incorporated	
		00000	98-1259260				Exploration for Mine Clearance LLC	JRO	NIA	Frontier MEDEX Limited	Ownership	100.000	UnitedHealth Group Incorporated	
		00000	88-0223385				Family Health Care Services	NV	NIA	Sierra Health Services, Inc.	Ownership	100.000	UnitedHealth Group Incorporated	
		00000	88-0257036				Family Home Hospice, Inc.	NV	NIA	Sierra Health Services, Inc.	Ownership	100.000	UnitedHealth Group Incorporated	
		00000	26-4106571				First Rx Specialty and Mail Services, LLC	DE	NIA	Catamaran Health Solutions, LLC	Ownership	100.000	UnitedHealth Group Incorporated	
		00000	35-2456267				FMG Holdings, LLC	DE	NIA	UnitedHealth Group Incorporated	Ownership	100.000	UnitedHealth Group Incorporated	
		00000	86-0908902				FOR HEALTH OF ARIZONA, INC.	AZ	NIA	For Health, Inc.	Ownership	100.000	UnitedHealth Group Incorporated	
		00000	33-0766617				For Health, Inc.	DE	NIA	Inspiris, Inc.	Ownership	100.000	UnitedHealth Group Incorporated	
		00000	98-1029201				Frontier MEDEX Limited	GBR	NIA	UnitedHealthcare International I B.V.	Ownership	100.000	UnitedHealth Group Incorporated	
		00000					Frontier Medex Tanzania Limited	TZA	NIA	Frontier MEDEX Limited	Ownership	99.000	UnitedHealth Group Incorporated	3
		00000	68-0679514				FrontierMEDEX (RMS), Inc.	DE	NIA	FMG Holdings, LLC	Ownership	100.000	UnitedHealth Group Incorporated	
		00000	45-5339512				FrontierMEDEX Government Services, LLC	DE	NIA	FMG Holdings, LLC	Ownership	100.000	UnitedHealth Group Incorporated	
		00000	98-1147103				FrontierMEDEX Kenya Limited	KEN	NIA	Frontier MEDEX Limited	Ownership	99.900	UnitedHealth Group Incorporated	
		00000	98-1147103				FrontierMEDEX Kenya Limited	KEN	NIA	UnitedHealthcare International I B.V.	Ownership	0.100	UnitedHealth Group Incorporated	
		00000	98-1101521				FrontierMEDEX Limited	JRO	NIA	Frontier MEDEX Limited	Ownership	100.000	UnitedHealth Group Incorporated	
		00000	33-1219808				FrontierMEDEX US, Inc.	DE	NIA	FMG Holdings, LLC	Ownership	100.000	UnitedHealth Group Incorporated	
		00000	52-2230470				FrontierMEDEX, Inc.	MN	NIA	FrontierMEDEX US, Inc.	Ownership	100.000	UnitedHealth Group Incorporated	
		00000	37-0920164				gethealthinsurance.com Agency Inc.	IN	NIA	Golden Rule Financial Corporation	Ownership	100.000	UnitedHealth Group Incorporated	
		00000	20-3420886				Golden Outlook, Inc.	CA	NIA	Collaborative Care Holdings, LLC	Ownership	100.000	UnitedHealth Group Incorporated	
		00000	37-0855360				Golden Rule Financial Corporation	DE	NIA	UnitedHealth Group Incorporated	Ownership	100.000	UnitedHealth Group Incorporated	
0707	UnitedHealth Group Incorporated	62286	37-6028756	3057283			Golden Rule Insurance Company	IN	IA	Golden Rule Financial Corporation	Ownership	100.000	UnitedHealth Group Incorporated	
		00000					Guardian Health Systems Limited Partnership	OK	NIA	AxelaCare Holdings, Inc.	Ownership	99.950	UnitedHealth Group Incorporated	
		00000	75-2196224				Guardian Health Systems Limited Partnership	OK	NIA	AxelaCare Health Solutions, LLC	Ownership	0.050	UnitedHealth Group Incorporated	
		00000	98-0213198				H&W Indemnity (SPC), Ltd.	CYM	NIA	UnitedHealth Group Incorporated	Ownership	100.000	UnitedHealth Group Incorporated	
0707	UnitedHealth Group Incorporated	79480	35-1279304				Harken Health Insurance Company	WI	IA	UnitedHealthcare, Inc.	Ownership	100.000	UnitedHealth Group Incorporated	
		00000	23-2171049				Health Business Systems, Inc.	PA	NIA	OptumRx Administrative Services, LLC	Ownership	100.000	UnitedHealth Group Incorporated	
0707	UnitedHealth Group Incorporated	43893	13-3584296				Health Net Insurance of New York, Inc.	NY	IA	Oxford Health Plans LLC	Ownership	100.000	UnitedHealth Group Incorporated	
		00000	98-0153069				Health Net Services (Bermuda) Ltd.	BMU	NIA	Oxford Health Plans LLC	Ownership	100.000	UnitedHealth Group Incorporated	
0707	UnitedHealth Group Incorporated	96342	88-0201035				Health Plan of Nevada, Inc.	NV	IA	Sierra Health Services, Inc.	Ownership	100.000	UnitedHealth Group Incorporated	
		00000	98-1098167				Health Technology Analysts Pty Limited	AUS	NIA	OptumInsight, Inc.	Ownership	100.000	UnitedHealth Group Incorporated	
		00000	95-4763349				HealthAllies, Inc.	DE	NIA	OptumHealth Holdings, LLC	Ownership	100.000	UnitedHealth Group Incorporated	
		00000	77-0693060				Healthcare Solutions, Inc.	DE	NIA	OptumRx Administrative Services, LLC	Ownership	100.000	UnitedHealth Group Incorporated	
		00000	84-1472832				Highlands Ranch Healthcare, LLC	CO	NIA	Urgent Care MSO, LLC	Ownership	100.000	UnitedHealth Group Incorporated	
		00000	93-1103256				Home Care I.V. of Bend, LLC	OR	NIA	SCP Specialty Infusion, LLC	Ownership	100.000	UnitedHealth Group Incorporated	
		00000	27-0668812				Home Infusion With Heart, LLC	NE	NIA	AxelaCare Holdings, Inc.	Ownership	100.000	UnitedHealth Group Incorporated	
		00000	20-8910978				Hospice Inspiris Holdings, Inc.	TN	NIA	Inspiris, Inc.	Ownership	100.000	UnitedHealth Group Incorporated	
		00000					Hospitais Associados de Pernambuco Ltda.	BRA	NIA	Esho – Empresa de Serviços Hospitalares S.A.	Ownership	90.000	UnitedHealth Group Incorporated	1
		00000	98-1111920				Hospital Alvorada de Taguatinga Ltda.	BRA	NIA	Amil Assistência Médica Internacional S.A.	Ownership	78.160	UnitedHealth Group Incorporated	
		00000	98-1111920				Hospital Alvorada de Taguatinga Ltda.	BRA	NIA	Bosque Medical Center S.A.	Ownership	21.840	UnitedHealth Group Incorporated	



SCHEDULE Y  
PART 1A - DETAIL OF INSURANCE HOLDING COMPANY SYSTEM

1	2	3	4	5	6	7	8	9	10	11	12	13	14	15
Group Code	Group Name	NAIC Company Code	ID Number	Federal RSSD	CIK	Name of Securities Exchange if Publicly Traded (U.S. or International)	Names of Parent, Subsidiaries Or Affiliates	Domi-ciliary Location	Relation-ship to Reporting Entity	Directly Controlled by (Name of Entity/Person)	Type of Control (Ownership, Board, Management, Attorney-in-Fact, Influence, Other)	If Control is Owner-ship Provide Perce-ntage	Ultimate Controlling Entity(ies)/Person(s)	*
		00000	98-1202916				Hospital AMA S.A.	BRA	NIA	Esho – Empresa de Serviços Hospitalares S.A.	Ownership	50.480	UnitedHealth Group Incorporated	
		00000	98-1202916				Hospital AMA S.A.	BRA	NIA	Seisa Serviços Integrados de Saúde Ltda.	Ownership	49.520	UnitedHealth Group Incorporated	
		00000	98-1203135				Hospital Carlos Chagas S.A.	BRA	NIA	Esho – Empresa de Serviços Hospitalares S.A.	Ownership	100.000	UnitedHealth Group Incorporated	
		00000	98-1310065				Hospital de Clínicas de Jacarepaguá Ltda.	BRA	NIA	Esho – Empresa de Serviços Hospitalares S.A.	Ownership	99.990	UnitedHealth Group Incorporated	
		00000	98-1310065				Hospital de Clínicas de Jacarepaguá Ltda.	BRA	NIA	Cemed Care – Empresa de Atendimento Clínico Geral Ltda.	Ownership	0.010	UnitedHealth Group Incorporated	
		00000					Hospital Maternidade Promater Ltda.	BRA	NIA	Esho – Empresa de Serviços Hospitalares S.A.	Ownership	100.000	UnitedHealth Group Incorporated	
		00000					Hospital Maternidade Promater Ltda.	BRA	NIA	Seisa Serviços Integrados de Saúde Ltda.	Ownership	0.000	UnitedHealth Group Incorporated	
		00000	26-2912304				Humedica, Inc.	DE	NIA	United HealthCare Services, Inc.	Ownership	100.000	UnitedHealth Group Incorporated	
		00000	36-4331825				Hygeia Corporation	DE	NIA	UnitedHealth International, Inc.	Ownership	100.000	UnitedHealth Group Incorporated	
		00000	98-1099968				Hygeia Corporation	CAN	NIA	UnitedHealth Group International L.P.	Ownership	100.000	UnitedHealth Group Incorporated	
		00000					Imed Star – Serviços de Desempenho Organizacional Ltda.	BRA	NIA	Optum Health & Technology Serviços do Brasil Ltda.	Ownership	100.000	UnitedHealth Group Incorporated	
		00000					Imed Star – Serviços de Desempenho Organizacional Ltda.	BRA	NIA	UHG Brasil Participações S.A.	Ownership	0.000	UnitedHealth Group Incorporated	
		00000	47-0941801				Infusource, LLC	CA	NIA	SCP Specialty Infusion, LLC	Ownership	100.000	UnitedHealth Group Incorporated	
		00000	62-1641102				Ingram & Associates, LLC	TN	NIA	Optum360, LLC	Ownership	100.000	UnitedHealth Group Incorporated	
		00000	88-0482274				inPharmative, Inc.	NV	NIA	Catamaran Health Solutions, LLC	Ownership	100.000	UnitedHealth Group Incorporated	
		00000	13-4138668				INSPIRIS of New York IPA, Inc.	NY	NIA	Inspiris, Inc.	Ownership	100.000	UnitedHealth Group Incorporated	
		00000	13-4138665				INSPIRIS of New York Management, Inc.	NY	NIA	Inspiris, Inc.	Ownership	100.000	UnitedHealth Group Incorporated	
		00000	20-5355196				Inspiris of Tennessee, Inc.	TN	NIA	Inspiris, Inc.	Ownership	100.000	UnitedHealth Group Incorporated	
		00000	26-2885572				INSPIRIS of Texas Physician Group	TX	NIA	Inspiris Services Company	Ownership	100.000	UnitedHealth Group Incorporated	
		00000	26-0683057				Inspiris Services Company	TN	NIA	Inspiris, Inc.	Ownership	100.000	UnitedHealth Group Incorporated	
		00000	33-0766366				Inspiris, Inc.	DE	NIA	Collaborative Care Holdings, LLC	Ownership	100.000	UnitedHealth Group Incorporated	
		00000	98-1097022				International Psychological Services Pty Limited	AUS	NIA	Optum Health & Technology (Australia) Pty Ltd	Ownership	100.000	UnitedHealth Group Incorporated	
		00000					IRX Financing I LLC	DE	NIA	OptumRx Administrative Services, LLC	Ownership	100.000	UnitedHealth Group Incorporated	
		00000	57-1089983				IV Specialists, Inc.	SC	NIA	Ambient Healthcare, Inc.	Ownership	100.000	UnitedHealth Group Incorporated	
		00000	32-0409538				Lifefprint Accountable Care Organization, LLC	DE	NIA	Collaborative Care Holdings, LLC	Ownership	100.000	UnitedHealth Group Incorporated	
		00000	45-3143218				Lifefprint East, Inc.	DE	NIA	Collaborative Care Holdings, LLC	Ownership	100.000	UnitedHealth Group Incorporated	
		00000	27-2309024				LifePrint Health, Inc.	DE	NIA	Collaborative Care Holdings, LLC	Ownership	100.000	UnitedHealth Group Incorporated	
		00000	39-1974851				Logistics Health, Inc.	WI	NIA	OptumHealth Holdings, LLC	Ownership	100.000	UnitedHealth Group Incorporated	
		00000	98-1137620				Lusiadas – Parcerias Cascais, S.A.	PRT	NIA	Lusiadas, SGPS, S.A.	Ownership	100.000	UnitedHealth Group Incorporated	
		00000	98-1139095				Lusiadas A.C.E.	PRT	NIA	Lusiadas, SGPS, S.A.	Ownership	70.000	UnitedHealth Group Incorporated	
		00000	98-1139095				Lusiadas A.C.E.	PRT	NIA	Lusiadas, S.A.	Ownership	20.000	UnitedHealth Group Incorporated	
		00000	98-1139095				Lusiadas A.C.E.	PRT	NIA	Lusiadas – Parcerias Cascais, S.A.	Ownership	10.000	UnitedHealth Group Incorporated	
		00000	98-1139089				Lusiadas, S.A.	PRT	NIA	Lusiadas, SGPS, S.A.	Ownership	100.000	UnitedHealth Group Incorporated	
		00000	98-1138570				Lusiadas, SGPS, S.A.	PRT	NIA	Amil International	Ownership	100.000	UnitedHealth Group Incorporated	
		00000					Mamoeoco – Manografia e Ecografia, Centro de Diagnóstico, Lda.	PRT	NIA	Lusiadas, S.A.	Ownership	100.000	UnitedHealth Group Incorporated	
		00000	52-2129787				MAMSI Insurance Resources, LLC	MD	NIA	OneNet PPO, LLC	Ownership	100.000	UnitedHealth Group Incorporated	
0707	UnitedHealth Group Incorporated	60321	52-1803283				MAMSI Life and Health Insurance Company	MD	IA	United HealthCare Services, Inc.	Ownership	100.000	UnitedHealth Group Incorporated	
		00000	14-1782475				Managed Physical Network, Inc.	NY	NIA	OptumHealth Care Solutions, Inc.	Ownership	100.000	UnitedHealth Group Incorporated	
		00000	20-2880404				March Holdings, Inc.	CA	NIA	Specialty Benefits, LLC	Ownership	100.000	UnitedHealth Group Incorporated	

**SCHEDULE Y**  
**PART 1A - DETAIL OF INSURANCE HOLDING COMPANY SYSTEM**

1	2	3	4	5	6	7	8	9	10	11	12	13	14	15
Group Code	Group Name	NAIC Company Code	ID Number	Federal RSSD	CIK	Name of Securities Exchange if Publicly Traded (U.S. or International)	Names of Parent, Subsidiaries Or Affiliates	Domiciliary Location	Relationship to Reporting Entity	Directly Controlled by (Name of Entity/Person)	Type of Control (Ownership, Board, Management, Attorney-in-Fact, Influence, Other)	If Control is Ownership Provide Percentage	Ultimate Controlling Entity(ies)/Person(s)	*
		00000	20-3042852				March Vision Care, Inc.	CA	IA	March Holdings, Inc.	Ownership	100.000	UnitedHealth Group Incorporated	
		00000	42-1741594				MD Ops, Inc.	CA	NIA	North American Medical Management	Ownership	100.000	UnitedHealth Group Incorporated	
.0707	UnitedHealth Group Incorporated	96310	52-1169135				MD-Individual Practice Association, Inc.	MD	IA	California, Inc.	Ownership	100.000	UnitedHealth Group Incorporated	
		00000					Medalliance Net Ltda.	BRA	NIA	United HealthCare Services, Inc.	Ownership	100.000	UnitedHealth Group Incorporated	
		00000					Medalliance Net Ltda.	BRA	NIA	Optum Health & Technology Serviços do Brasil Ltda.	Ownership	100.000	UnitedHealth Group Incorporated	
		00000	52-2178531				MEDEX Insurance Services, Inc.	MD	NIA	UHG Brasil Participações S.A.	Ownership	0.000	UnitedHealth Group Incorporated	
		00000	20-3824377				MedExpress Development, LLC	FL	NIA	FrontierMEDEX, Inc.	Ownership	100.000	UnitedHealth Group Incorporated	
		00000					MedExpress Urgent Care of Boynton Beach, LLC	FL	NIA	Urgent Care MSO, LLC	Ownership	100.000	UnitedHealth Group Incorporated	
		00000	20-2545363				MedExpress Urgent Care, Inc. - Ohio	OH	NIA	MedExpress Development, LLC	Ownership	100.000	UnitedHealth Group Incorporated	
.0707	UnitedHealth Group Incorporated	12756	20-3391186				Medica Health Plans of Florida, Inc.	FL	IA	Urgent Care Holdings, Inc.	Ownership	100.000	UnitedHealth Group Incorporated	
.0707	UnitedHealth Group Incorporated	12155	01-0788576				Medica HealthCare Plans, Inc.	FL	IA	United HealthCare Services, Inc.	Ownership	100.000	UnitedHealth Group Incorporated	
		00000	26-4808018				Medical Preparatory School of Allied Health, LLC	TX	NIA	United HealthCare Services, Inc.	Ownership	100.000	UnitedHealth Group Incorporated	
		00000	32-0037402				Medical Transportation Services, LLC	FL	NIA	WellMed Medical Management, Inc.	Ownership	100.000	UnitedHealth Group Incorporated	
		00000	75-2682287				MedSynergies North Texas, Inc.	TX	NIA	United HealthCare Services, Inc.	Ownership	100.000	UnitedHealth Group Incorporated	
		00000	75-2515691				MedSynergies, Inc.	DE	NIA	MedSynergies, Inc.	Ownership	100.000	UnitedHealth Group Incorporated	
		00000	27-2252446				MHC Real Estate Holdings, LLC	CA	NIA	Mustang Razorback Holdings, Inc.	Ownership	100.000	UnitedHealth Group Incorporated	
		00000	20-4515146				Mission Road Pharmacy, Inc.	CA	NIA	Monarch Management Services, Inc.	Ownership	100.000	UnitedHealth Group Incorporated	
		00000	46-3949765				MN Waypoint Sports Physical Therapy, Inc.	DE	NIA	Salveo Specialty Pharmacy, Inc.	Ownership	100.000	UnitedHealth Group Incorporated	
		00000					Mobile Medical Professionals, Inc.	IA	NIA	Orthology, Inc.	Ownership	100.000	UnitedHealth Group Incorporated	
		00000	31-1191553				Modern Medical, Inc.	OH	NIA	TeamMD Iowa, Inc.	Ownership	100.000	UnitedHealth Group Incorporated	
		00000	45-3142852				Monarch Management Services, Inc.	DE	NIA	Healthcare Solutions, Inc.	Ownership	100.000	UnitedHealth Group Incorporated	
		00000					MSLA Management LLC	DE	NIA	Collaborative Care Holdings, LLC	Ownership	100.000	UnitedHealth Group Incorporated	
		00000								Logistics Health, Inc.	Ownership	100.000	UnitedHealth Group Incorporated	
		00000								Esho - Empresa de Serviços Hospitalares S.A.	Ownership	68.000	UnitedHealth Group Incorporated	1
		00000	47-1935798				Multiangio Ltda.	BRA	NIA	OptumInsight, Inc.	Ownership	100.000	UnitedHealth Group Incorporated	
		00000	20-3236839				Mustang Razorback Holdings, Inc.	DE	NIA	Aveta Inc.	Ownership	100.000	UnitedHealth Group Incorporated	
.0707	UnitedHealth Group Incorporated	95251	76-0196559				NAMM Holdings, Inc.	DE	NIA	Dental Benefit Providers, Inc.	Ownership	100.000	UnitedHealth Group Incorporated	
.0707	UnitedHealth Group Incorporated	95123	65-0996107				National Pacific Dental, Inc.	TX	IA	UnitedHealthcare, Inc.	Ownership	100.000	UnitedHealth Group Incorporated	
		00000	20-4755277				Neighborhood Health Partnership, Inc.	FL	IA	Payment Resolution Services, LLC	Ownership	100.000	UnitedHealth Group Incorporated	
		00000	46-3584152				Netwerkes, LLC	TN	NIA	Collaborative Care Services, Inc.	Ownership	100.000	UnitedHealth Group Incorporated	
.0707	UnitedHealth Group Incorporated	95758	88-0228572				Nevada Medical Services LLC	NV	NIA	Dental Benefit Providers, Inc.	Ownership	100.000	UnitedHealth Group Incorporated	
		00000					Nevada Pacific Dental	NV	IA		Ownership	100.000	UnitedHealth Group Incorporated	
		00000	36-3984647				North American Medical Management - Illinois, Inc.	IL	NIA	NAMM Holdings, Inc.	Ownership	100.000	UnitedHealth Group Incorporated	
		00000	33-0673955				North American Medical Management California, Inc.	TN	NIA	NAMM Holdings, Inc.	Ownership	100.000	UnitedHealth Group Incorporated	
		00000	88-0245121				Northern Nevada Health Network, Inc.	NV	NIA	Sierra Health Services, Inc.	Ownership	100.000	UnitedHealth Group Incorporated	
		00000	63-0954765				Nutritional/Parenteral Home Care of Decatur, Inc.	AL	NIA	Nutritional/Parenteral Home Care, Inc.	Ownership	100.000	UnitedHealth Group Incorporated	
		00000	63-0964525				Nutritional/Parenteral Home Care of Huntsville, Inc.	AL	NIA	Nutritional/Parenteral Home Care, Inc.	Ownership	100.000	UnitedHealth Group Incorporated	
		00000	63-1284325				Nutritional/Parenteral Home Care, Inc.	AL	NIA	Ambient Healthcare, Inc.	Ownership	100.000	UnitedHealth Group Incorporated	
.0707	UnitedHealth Group Incorporated	96940	52-1518174		3202702		OneNet PPO, LLC	MD	NIA	UnitedHealthcare Insurance Company	Ownership	100.000	UnitedHealth Group Incorporated	
		00000	47-0858534				Optimum Choice, Inc.	MD	IA	United HealthCare Services, Inc.	Ownership	100.000	UnitedHealth Group Incorporated	
		00000	36-3437660				Optum Bank, Inc.	UT	NIA	OptumHealth Financial Services, Inc.	Ownership	100.000	UnitedHealth Group Incorporated	
		00000	45-3142512				Optum Biometrics, Inc.	IL	NIA	OptumHealth Care Solutions, Inc.	Ownership	100.000	UnitedHealth Group Incorporated	
		00000	37-1782217				Optum Clinical Services, Inc.	DE	NIA	Collaborative Care Holdings, LLC	Ownership	100.000	UnitedHealth Group Incorporated	
		00000					Optum Clinics Holdings, Inc.	DE	NIA	Collaborative Care Holdings, LLC	Ownership	97.200	UnitedHealth Group Incorporated	1

SCHEDULE Y  
PART 1A - DETAIL OF INSURANCE HOLDING COMPANY SYSTEM

1	2	3	4	5	6	7	8	9	10	11	12	13	14	15
Group Code	Group Name	NAIC Company Code	ID Number	Federal RSSD	CIK	Name of Securities Exchange if Publicly Traded (U.S. or International)	Names of Parent, Subsidiaries Or Affiliates	Domi-ciliary Location	Relation-ship to Reporting Entity	Directly Controlled by (Name of Entity/Person)	Type of Control (Ownership, Board, Management, Attorney-in-Fact, Influence, Other)	If Control is Owner-ship Provide Percen-tage	Ultimate Controlling Entity(ies)/Person(s)	*
		00000	38-3969193				Optum Clinics Intermediate Holdings, Inc.	DE	NIA	Optum Clinics Holdings, Inc.	Ownership	100.000	UnitedHealth Group Incorporated	
		00000	98-1307821				Optum Global Solutions (Ireland) Limited	IRL	NIA	UnitedHealthcare International II S.á.r.l.	Ownership	100.000	UnitedHealth Group Incorporated	
		00000	98-1201187				Optum Global Solutions International B.V.	NLD	NIA	Optum Technology, Inc.	Ownership	100.000	UnitedHealth Group Incorporated	
		00000	04-3574101				Optum Government Solutions, Inc.	DE	NIA	OptumInsight, Inc.	Ownership	100.000	UnitedHealth Group Incorporated	
		00000					Optum Health & Technology (Australia) Pty Ltd	AUS	NIA	Optum UK Solutions Group Limited	Ownership	100.000	UnitedHealth Group Incorporated	
		00000	98-1095799				Optum Health & Technology (India) Private Limited	IND	NIA	OptumHealth International B.V.	Ownership	99.996	UnitedHealth Group Incorporated	
		00000	98-1095799				Optum Health & Technology (India) Private Limited	IND	NIA	United Behavioral Health	Ownership	0.004	UnitedHealth Group Incorporated	
		00000					Optum Health & Technology (Singapore) Pte. Ltd.	SGP	NIA	OptumHealth International B.V.	Ownership	100.000	UnitedHealth Group Incorporated	
		00000	98-1095879				Optum Health & Technology (UK) Limited	GBR	NIA	Optum UK Solutions Group Limited	Ownership	100.000	UnitedHealth Group Incorporated	
		00000	20-2149493				Optum Health & Technology (US), LLC	MO	NIA	United Behavioral Health	Ownership	100.000	UnitedHealth Group Incorporated	
		00000	43-1747235				Optum Health & Technology Holdings (US), LLC	MO	NIA	Optum, Inc.	Ownership	100.000	UnitedHealth Group Incorporated	
		00000	98-1184561				Optum Health & Technology Serviços do Brasil Ltda.	BRA	NIA	OptumHealth International B.V.	Ownership	99.996	UnitedHealth Group Incorporated	
		00000	98-1184561				Optum Health & Technology Serviços do Brasil Ltda.	BRA	NIA	OptumInsight, Inc.	Ownership	0.004	UnitedHealth Group Incorporated	
		00000	98-1276517				Optum Health and Technology FZ-LLC	ARE	NIA	Optum Global Solutions International B.V.	Ownership	100.000	UnitedHealth Group Incorporated	
		00000	98-1097921				Optum Health Services (Canada) Ltd.	CAN	NIA	Optum Health & Technology Holdings (US), LLC	Ownership	100.000	UnitedHealth Group Incorporated	
		00000	98-1147355				Optum Health Solutions (UK) Limited	GBR	NIA	Optum UK Solutions Group Limited	Ownership	100.000	UnitedHealth Group Incorporated	
		00000	20-0212381				Optum Hospice Pharmacy Services, LLC	DE	NIA	Catamaran Health Solutions, LLC	Ownership	100.000	UnitedHealth Group Incorporated	
		00000	46-4734521				Optum Labs Dimensions, Inc.	DE	NIA	Optum Labs, Inc.	Ownership	100.000	UnitedHealth Group Incorporated	
		00000	98-1249178				Optum Labs International (UK) Ltd.	GBR	NIA	Optum, Inc.	Ownership	100.000	UnitedHealth Group Incorporated	
		00000	46-1615964				Optum Labs, Inc.	DE	NIA	Optum, Inc.	Ownership	100.000	UnitedHealth Group Incorporated	
		00000	98-1209730				Optum Life Sciences (Canada) Inc.	CAN	NIA	OptumInsight Life Sciences, Inc.	Ownership	100.000	UnitedHealth Group Incorporated	
		00000	98-1098190				Optum Management Consulting (Shanghai) Co., Ltd.	CHN	NIA	Optum Health & Technology Holdings (US), LLC	Ownership	100.000	UnitedHealth Group Incorporated	
		00000	90-1001805				Optum Nevada Accountable Care Organization LLC	DE	NIA	Collaborative Care Holdings, LLC	Ownership	100.000	UnitedHealth Group Incorporated	
		00000	20-8911466				Optum Palliative and Hospice Care of Pennsylvania, Inc.	TN	NIA	Hospice Inspiris Holdings, Inc.	Ownership	100.000	UnitedHealth Group Incorporated	
		00000	20-8911303				Optum Palliative and Hospice Care of Texas, Inc.	TN	NIA	Hospice Inspiris Holdings, Inc.	Ownership	100.000	UnitedHealth Group Incorporated	
		00000	30-0226127				Optum Palliative and Hospice Care, Inc.	DE	NIA	Collaborative Care Holdings, LLC	Ownership	100.000	UnitedHealth Group Incorporated	
		00000	20-4581265				Optum Public Sector Solutions, Inc.	DE	NIA	OptumInsight, Inc.	Ownership	100.000	UnitedHealth Group Incorporated	
		00000	46-3328009				Optum Rocket, Inc.	DE	NIA	OptumInsight, Inc.	Ownership	100.000	UnitedHealth Group Incorporated	
		00000	45-4683454				Optum Services, Inc.	DE	NIA	Optum, Inc.	Ownership	100.000	UnitedHealth Group Incorporated	
		00000					Optum Solutions do Brasil – Tecnologia e Serviços de Suporte Ltda.	BRA	NIA	Optum Global Solutions International B.V.	Ownership	100.000	UnitedHealth Group Incorporated	
		00000					Optum Solutions do Brasil – Tecnologia e Serviços de Suporte Ltda.	BRA	NIA	OptumHealth International B.V.	Ownership	0.000	UnitedHealth Group Incorporated	
		00000	98-0644599				Optum Solutions UK Holdings Limited	GBR	NIA	Optum, Inc.	Ownership	100.000	UnitedHealth Group Incorporated	
		00000	46-5713629				Optum Technology, Inc.	DE	NIA	Optum, Inc.	Ownership	100.000	UnitedHealth Group Incorporated	
		00000	98-1097769				Optum UK Solutions Group Limited	GBR	NIA	Optum Solutions UK Holdings Limited	Ownership	100.000	UnitedHealth Group Incorporated	
		00000	30-0580620	3119994			Optum, Inc.	DE	NIA	United HealthCare Services, Inc.	Ownership	100.000	UnitedHealth Group Incorporated	

SCHEDULE Y  
PART 1A - DETAIL OF INSURANCE HOLDING COMPANY SYSTEM

1	2	3	4	5	6	7	8	9	10	11	12	13	14	15
Group Code	Group Name	NAIC Company Code	ID Number	Federal RSSD	CIK	Name of Securities Exchange if Publicly Traded (U.S. or International)	Names of Parent, Subsidiaries Or Affiliates	Domi-ciliary Location	Relation-ship to Reporting Entity	Directly Controlled by (Name of Entity/Person)	Type of Control (Ownership, Board, Management, Attorney-in-Fact, Influence, Other)	If Control is Owner-ship Provide Percen-tage	Ultimate Controlling Entity(ies)/Person(s)	*
		.00000	46-3983926				Optum360 Services, Inc.	.DE	.NIA	Optum Rocket, Inc.	Ownership	.69.000	UnitedHealth Group Incorporated	.....1
		.00000	46-3328307				Optum360, LLC	.DE	.NIA	Optum Rocket, Inc.	Ownership	.75.000	UnitedHealth Group Incorporated	.....1
		.00000	41-1591944				OptumHealth Care Solutions, Inc.	.MN	.NIA	OptumHealth Holdings, LLC	Ownership	.100.000	UnitedHealth Group Incorporated	
		.00000	47-0858530				OptumHealth Financial Services, Inc.	.DE	.NIA	OptumHealth Holdings, LLC	Ownership	.100.000	UnitedHealth Group Incorporated	
		.00000	47-1192395				OptumHealth Holdings, LLC	.DE	.NIA	Optum, Inc.	Ownership	.100.000	UnitedHealth Group Incorporated	
		.00000	98-1106868				OptumHealth International B.V.	.NLD	.NIA	Optum, Inc.	Ownership	.100.000	UnitedHealth Group Incorporated	
		.00000					OptumInsight Holdings, LLC	.DE	.NIA	Optum, Inc.	Ownership	.100.000	UnitedHealth Group Incorporated	
		.00000	04-3383745				OptumInsight Life Sciences, Inc.	.DE	.NIA	OptumInsight, Inc.	Ownership	.100.000	UnitedHealth Group Incorporated	
		.00000	41-1858498				OptumInsight, Inc.	.DE	.NIA	OptumInsight Holdings, LLC	Ownership	.100.000	UnitedHealth Group Incorporated	
		.00000	75-2578509				OptumRx Administrative Services, LLC	.TX	.NIA	Catamaran Holdings I, LLC	Ownership	.100.000	UnitedHealth Group Incorporated	
		.00000	47-4734235				OptumRx Group Holdings, Inc.	.DE	.NIA	Optum, Inc.	Ownership	.100.000	UnitedHealth Group Incorporated	
		.00000					OptumRx Holdings, LLC	.DE	.NIA	Optum, Inc.	Ownership	.100.000	UnitedHealth Group Incorporated	
		.00000	47-1734077				OptumRx Home Delivery of Illinois, LLC	.IL	.NIA	OptumRx PBM of Illinois, Inc.	Ownership	.100.000	UnitedHealth Group Incorporated	
										First Rx Specialty and Mail Services, LLC	Ownership	.100.000	UnitedHealth Group Incorporated	
		.00000	34-1472211				OptumRx Home Delivery of Ohio, Inc.	.OH	.NIA	OptumRx, Inc.	Ownership	.100.000	UnitedHealth Group Incorporated	
		.00000	20-0151096				OptumRx NY IPA, Inc.	.NY	.NIA	OptumRx Administrative Services, LLC	Ownership	.100.000	UnitedHealth Group Incorporated	
		.00000	11-2581812				OptumRx PBM of Illinois, Inc.	.DE	.NIA	Catamaran Health Solutions, LLC	Ownership	.100.000	UnitedHealth Group Incorporated	
		.00000	88-0361447				OptumRx PBM of Maryland, Inc.	.NV	.NIA	Catamaran of Pennsylvania, LLC	Ownership	.100.000	UnitedHealth Group Incorporated	
		.00000	03-0592263				OptumRx PBM of Pennsylvania, LLC	.PA	.NIA	OptumRx PBM of Illinois, Inc.	Ownership	.100.000	UnitedHealth Group Incorporated	
		.00000	38-3693753				OptumRx PBM of Wisconsin, LLC	.WI	.NIA	OptumRx PBM of Maryland, Inc.	Ownership	.100.000	UnitedHealth Group Incorporated	
		.00000	61-1485410				OptumRx PD of Maryland, Inc.	.NV	.NIA	OptumRx, Inc.	Ownership	.100.000	UnitedHealth Group Incorporated	
		.00000	47-3146510				OptumRx Pharmacy, Inc.	.DE	.NIA	OptumRx Holdings, LLC	Ownership	.100.000	UnitedHealth Group Incorporated	
		.00000	33-0441200				OptumRx, Inc.	.CA	.NIA	Orthology, Inc.	Ownership	.100.000	UnitedHealth Group Incorporated	
		.00000	46-2881462				Orthology Mid-Atlantic, Inc.	.DE	.NIA	UnitedHealth Group Ventures, LLC	Ownership	.80.000	UnitedHealth Group Incorporated	.....1
		.00000	46-2742615				Orthology, Inc.	.DE	.NIA	OptumHealth Care Solutions, Inc.	Ownership	.100.000	UnitedHealth Group Incorporated	
		.00000	13-3960641				OrthoNet Holdings, Inc.	.DE	.NIA	OrthoNet Holdings, Inc.	Ownership	.100.000	UnitedHealth Group Incorporated	
		.00000	13-3818652				OrthoNet LLC	.NY	.NIA	OrthoNet Holdings, Inc.	Ownership	.100.000	UnitedHealth Group Incorporated	
		.00000	13-4025898				OrthoNet New York IPA, Inc.	.NY	.NIA	OrthoNet Holdings, Inc.	Ownership	.100.000	UnitedHealth Group Incorporated	
		.00000	30-0029448				OrthoNet of the Mid-Atlantic, Inc.	.DE	.IA	OrthoNet Holdings, Inc.	Ownership	.100.000	UnitedHealth Group Incorporated	
		.00000	26-2884306				OrthoNet of the South, Inc.	.DE	.NIA	OrthoNet Holdings, Inc.	Ownership	.100.000	UnitedHealth Group Incorporated	
		.00000	46-1581769				OrthoNet Services, Inc.	.DE	.NIA	OrthoNet Holdings, Inc.	Ownership	.100.000	UnitedHealth Group Incorporated	
		.00000	20-0221966				OrthoNet West, Inc.	.DE	.NIA	OrthoNet Holdings, Inc.	Ownership	.100.000	UnitedHealth Group Incorporated	
		.00000	41-1921007				Ovations, Inc.	.DE	.NIA	United HealthCare Services, Inc.	Ownership	.100.000	UnitedHealth Group Incorporated	
		.00000	06-1587795				Oxford Benefit Management, Inc.	.CT	.NIA	Oxford Health Plans LLC	Ownership	.100.000	UnitedHealth Group Incorporated	
.0707	UnitedHealth Group Incorporated	.78026	22-2797560				Oxford Health Insurance, Inc.	.NY	.IA	UnitedHealthcare Insurance Company	Ownership	.100.000	UnitedHealth Group Incorporated	
.0707	UnitedHealth Group Incorporated	.96798	06-1181201				Oxford Health Plans (CT), Inc.	.CT	.IA	Oxford Health Plans LLC	Ownership	.100.000	UnitedHealth Group Incorporated	
.0707	UnitedHealth Group Incorporated	.95506	22-2745725				Oxford Health Plans (NJ), Inc.	.NJ	.IA	Oxford Health Plans LLC	Ownership	.100.000	UnitedHealth Group Incorporated	
.0707	UnitedHealth Group Incorporated	.95479	06-1181200				Oxford Health Plans (NY), Inc.	.NY	.IA	Oxford Health Plans LLC	Ownership	.100.000	UnitedHealth Group Incorporated	
		.00000	52-2443751				Oxford Health Plans LLC	.DE	.NIA	UnitedHealth Group Incorporated	Ownership	.100.000	UnitedHealth Group Incorporated	
		.00000	46-3531389				P2 Lower Acquisition, LLC	.DE	.NIA	Progressive Enterprises Holdings, Inc.	Ownership	.100.000	UnitedHealth Group Incorporated	
.0707	UnitedHealth Group Incorporated	.70785	35-1137395				PacifiCare Life and Health Insurance Company	.IN	.IA	United HealthCare Services, Inc.	Ownership	.100.000	UnitedHealth Group Incorporated	
.0707	UnitedHealth Group Incorporated	.84506	95-2829463				PacifiCare Life Assurance Company	.CO	.IA	United HealthCare Services, Inc.	Ownership	.100.000	UnitedHealth Group Incorporated	
.0707	UnitedHealth Group Incorporated	.95617	94-3267522				PacifiCare of Arizona, Inc.	.AZ	.IA	United HealthCare Services, Inc.	Ownership	.100.000	UnitedHealth Group Incorporated	
.0707	UnitedHealth Group Incorporated	.95434	84-1011378				PacifiCare of Colorado, Inc.	.CO	.IA	United HealthCare Services, Inc.	Ownership	.100.000	UnitedHealth Group Incorporated	
.0707	UnitedHealth Group Incorporated	.95685	86-0875231				PacifiCare of Nevada, Inc.	.NV	.IA	United HealthCare Services, Inc.	Ownership	.100.000	UnitedHealth Group Incorporated	
		.00000	62-1451147				Payment Resolution Services, LLC	.TN	.NIA	OptumInsight, Inc.	Ownership	.100.000	UnitedHealth Group Incorporated	
		.00000	75-3265056				PCCCV, Inc.	.CA	.NIA	PrimeCare Medical Network, Inc.	Ownership	.100.000	UnitedHealth Group Incorporated	
		.00000	20-2447772				PCN DE Corp.	.DE	.NIA	OptumRx PBM of Illinois, Inc.	Ownership	.100.000	UnitedHealth Group Incorporated	
		.00000					Perham Physical Therapy, LTD.	.MN	.NIA	Orthology, Inc.	Ownership	.100.000	UnitedHealth Group Incorporated	
		.00000	68-0044962				Pharmaceutical Care Network	.CA	.NIA	PCN DE Corp.	Ownership	.100.000	UnitedHealth Group Incorporated	

SCHEDULE Y  
PART 1A - DETAIL OF INSURANCE HOLDING COMPANY SYSTEM

1	2	3	4	5	6	7	8	9	10	11	12	13	14	15
Group Code	Group Name	NAIC Company Code	ID Number	Federal RSSD	CIK	Name of Securities Exchange if Publicly Traded (U.S. or International)	Names of Parent, Subsidiaries Or Affiliates	Domi-ciliary Location	Relation-ship to Reporting Entity	Directly Controlled by (Name of Entity/Person)	Type of Control (Ownership, Board, Management, Attorney-in-Fact, Influence, Other)	If Control is Owner-ship Provide Percen-tage	Ultimate Controlling Entity(ies)/Person(s)	*
		00000	04-3722897				Pharmacy Review Services, LLC	FL	NIA	Tmesys, LLC	Ownership	100.000	UnitedHealth Group Incorporated	
		00000	35-2288416				PHC Subsidiary Holdings, LLC	TX	NIA	United HealthCare Services, Inc.	Ownership	100.000	UnitedHealth Group Incorporated	
		00000	20-8016933				PHYS Holding Corp.	DE	NIA	MedSynergies, Inc.	Ownership	100.000	UnitedHealth Group Incorporated	
		00000	20-8016984				PhysServe Holdings, Inc.	DE	NIA	MedSynergies, Inc.	Ownership	100.000	UnitedHealth Group Incorporated	
										North American Medical Management -				
		00000	80-0654665				Physician Care Partners, Inc.	IL	NIA	Illinois, Inc.	Ownership	100.000	UnitedHealth Group Incorporated	
0707	UnitedHealth Group Incorporated	11494	04-3677255				Physicians Health Choice of Texas, LLC	TX	IA	PHC Subsidiary Holdings, LLC	Ownership	100.000	UnitedHealth Group Incorporated	
		00000	52-1162824				Physicians Health Plan of Maryland, Inc.	MD	NIA	United HealthCare Services, Inc.	Ownership	100.000	UnitedHealth Group Incorporated	
							Plus One Health Management Puerto Rico, Inc.	PR	NIA	Plus One Holdings, Inc.	Ownership	100.000	UnitedHealth Group Incorporated	
		00000	13-3613705				Plus One Holdings, Inc.	DE	NIA	OptumHealth Care Solutions, Inc.	Ownership	100.000	UnitedHealth Group Incorporated	
		00000	80-0670247				PMI Acquisition, LLC	DE	NIA	Progressive Solutions, LLC	Ownership	100.000	UnitedHealth Group Incorporated	
		00000	27-0920536				PMSI Holdco II, LLC	DE	NIA	P2 Lower Acquisition, LLC	Ownership	100.000	UnitedHealth Group Incorporated	
		00000	26-3148744				PMSI Holdings, LLC	DE	NIA	PMSI Holdco II, LLC	Ownership	100.000	UnitedHealth Group Incorporated	
		00000	59-3166848				PMSI Settlement Solutions, LLC	FL	NIA	PMSI Holdings, LLC	Ownership	100.000	UnitedHealth Group Incorporated	
		00000	56-2422696				PMSI, LLC	FL	NIA	PMSI Holdings, LLC	Ownership	100.000	UnitedHealth Group Incorporated	
							Polar II Fundo de Investimento em Participações	BRA	NIA	UnitedHealthcare International IV S.á.r.l.	Ownership	100.000	UnitedHealth Group Incorporated	
		00000	98-1083164				Polo Holdco, LLC	DE	NIA	Collaborative Care Holdings, LLC	Ownership	80.100	UnitedHealth Group Incorporated	1
		00000	75-2741619				ppoONE, Inc.	DE	NIA	United HealthCare Services, Inc.	Ownership	100.000	UnitedHealth Group Incorporated	
		00000	65-0683927				Preferred Care Partners Holding, Corp.	FL	NIA	United HealthCare Services, Inc.	Ownership	100.000	UnitedHealth Group Incorporated	
							Preferred Care Partners Medical Group, Inc.	FL	NIA	Preferred Care Partners Holding, Corp.	Ownership	100.000	UnitedHealth Group Incorporated	
0707	UnitedHealth Group Incorporated	00000	26-1845018				Preferred Care Partners, Inc.	FL	IA	Preferred Care Partners Holding, Corp.	Ownership	100.000	UnitedHealth Group Incorporated	
		11176	65-0885893				Premier Choice ACO, Inc.	CA	NIA	PrimeCare Medical Network, Inc.	Ownership	100.000	UnitedHealth Group Incorporated	
		00000	75-3265059				Prime Health, Inc.	NV	NIA	Sierra Health Services, Inc.	Ownership	100.000	UnitedHealth Group Incorporated	
		00000	88-0253112				PrimeCare Medical Network, Inc.	CA	IA	NAMI Holdings, Inc.	Ownership	100.000	UnitedHealth Group Incorporated	
		00000	33-0607478				PrimeCare of Citrus Valley, Inc.	CA	NIA	PrimeCare Medical Network, Inc.	Ownership	80.000	UnitedHealth Group Incorporated	1
		00000	87-0757397				PrimeCare of Corona, Inc.	CA	NIA	PrimeCare Medical Network, Inc.	Ownership	100.000	UnitedHealth Group Incorporated	
		00000	33-0674407				PrimeCare of Hemet Valley, Inc.	CA	NIA	PrimeCare Medical Network, Inc.	Ownership	100.000	UnitedHealth Group Incorporated	
		00000	33-0674401				PrimeCare of Inland Valley, Inc.	CA	NIA	PrimeCare Medical Network, Inc.	Ownership	100.000	UnitedHealth Group Incorporated	
		00000	33-0674408				PrimeCare of Moreno Valley, Inc.	CA	NIA	PrimeCare Medical Network, Inc.	Ownership	100.000	UnitedHealth Group Incorporated	
		00000	33-0674402				PrimeCare of Redlands, Inc.	CA	NIA	PrimeCare Medical Network, Inc.	Ownership	100.000	UnitedHealth Group Incorporated	
		00000	33-0674400				PrimeCare of Riverside, Inc.	CA	NIA	PrimeCare Medical Network, Inc.	Ownership	100.000	UnitedHealth Group Incorporated	
		00000	33-0674404				PrimeCare of San Bernardino, Inc.	CA	NIA	PrimeCare Medical Network, Inc.	Ownership	100.000	UnitedHealth Group Incorporated	
		00000	14-1915328				PrimeCare of Sun City, Inc.	CA	NIA	PrimeCare Medical Network, Inc.	Ownership	100.000	UnitedHealth Group Incorporated	
		00000	33-0698439				PrimeCare of Temecula, Inc.	CA	NIA	PrimeCare Medical Network, Inc.	Ownership	100.000	UnitedHealth Group Incorporated	
		00000	33-0674409				Procura Management, Inc.	DE	NIA	Healthcare Solutions, Inc.	Ownership	100.000	UnitedHealth Group Incorporated	
		00000	14-1873402				Progressive Enterprises Holdings, Inc.	DE	NIA	OptumRx, Inc.	Ownership	100.000	UnitedHealth Group Incorporated	
		00000	27-4371197				Progressive Medical, LLC	OH	NIA	PMI Acquisition, LLC	Ownership	100.000	UnitedHealth Group Incorporated	
		00000	31-1192384				Progressive Solutions, LLC	DE	NIA	P2 Lower Acquisition, LLC	Ownership	100.000	UnitedHealth Group Incorporated	
		00000	90-0642980				ProHEALTH Fitness of Lake Success, LLC	NY	NIA	ProHEALTH Medical Management, LLC	Ownership	82.620	UnitedHealth Group Incorporated	1
		00000	32-0229091				ProHEALTH Medical Management, LLC	DE	NIA	Collaborative Care Holdings, LLC	Ownership	80.000	UnitedHealth Group Incorporated	1
		00000	47-1049961				ProHealth Physicians ACO, LLC	CT	NIA	ProHealth Physicians, Inc.	Ownership	100.000	UnitedHealth Group Incorporated	
		00000	45-5470737				ProHealth Physicians, Inc.	CT	NIA	Polo Holdco, LLC	Ownership	100.000	UnitedHealth Group Incorporated	
		00000	06-1446075				ProHealth Proton Center Management, LLC	DE	NIA	ProHEALTH Medical Management, LLC	Ownership	100.000	UnitedHealth Group Incorporated	
		00000	32-0455430				Pronetics Health Care Group, Inc.	SC	NIA	Ambient Healthcare, Inc.	Ownership	100.000	UnitedHealth Group Incorporated	
										Optum Global Solutions International				
		00000	98-1103015				QSSI Technologies India Private Limited	JND	NIA	B.V.	Ownership	99.900	UnitedHealth Group Incorporated	
		00000	98-1103015				QSSI Technologies India Private Limited	JND	NIA	UnitedHealth International, Inc.	Ownership	0.100	UnitedHealth Group Incorporated	
		00000	52-2016292				Quality Software Services, Inc.	MD	NIA	OptumInsight, Inc.	Ownership	100.000	UnitedHealth Group Incorporated	

SCHEDULE Y  
PART 1A - DETAIL OF INSURANCE HOLDING COMPANY SYSTEM

1	2	3	4	5	6	7	8	9	10	11	12	13	14	15
Group Code	Group Name	NAIC Company Code	ID Number	Federal RSSD	CIK	Name of Securities Exchange if Publicly Traded (U.S. or International)	Names of Parent, Subsidiaries Or Affiliates	Domi-ciliary Location	Relation-ship to Reporting Entity	Directly Controlled by (Name of Entity/Person)	Type of Control (Ownership, Board, Management, Attorney-in-Fact, Influence, Other)	If Control is Owner-ship Provide Percen-tage	Ultimate Controlling Entity(ies)/Person(s)	*
		.00000	26-3168754				R&H Family Fitness Unlimited LLC	.TX	.NIA	WellMed Medical Management, Inc.	Ownership	100.000	UnitedHealth Group Incorporated	
		.00000	35-2493256				Rally Health, Inc.	.DE	.NIA	Optum Services, Inc.	Ownership	100.000	UnitedHealth Group Incorporated	
		.00000	80-0947972				Real Appeal, Inc.	.DE	.NIA	UnitedHealth Group Ventures, LLC	Ownership	98.000	UnitedHealth Group Incorporated	3
		.00000	45-2219585				Salveo Specialty Pharmacy, Inc.	.DE	.NIA	OptumRx Administrative Services, LLC	Ownership	100.000	UnitedHealth Group Incorporated	
		.00000	27-2635371				SCP Specialty Infusion, LLC	.DE	.NIA	AxelaCare Holdings, Inc.	Ownership	100.000	UnitedHealth Group Incorporated	
		.00000	88-0492251				ScripNet, LLC	.DE	.NIA	Healthcare Solutions, Inc.	Ownership	100.000	UnitedHealth Group Incorporated	
		.00000					ScriptSwitch Limited	.GBR	.NIA	Optum UK Solutions Group Limited	Ownership	100.000	UnitedHealth Group Incorporated	
		.00000	98-1202716				Seisa Serviços Integrados de Saúde Ltda.	.BRA	.NIA	Amil Assistência Médica Internacional S.A.	Ownership	100.000	UnitedHealth Group Incorporated	
		.00000	98-1202716				Seisa Serviços Integrados de Saúde Ltda.	.BRA	.NIA	Cemed Care – Empresa de Atendimento Clínico Geral Ltda.	Ownership	0.000	UnitedHealth Group Incorporated	
		.00000	20-4763091				Senior Care Partners, Inc.	.IL	.NIA	North American Medical Management – Illinois, Inc.	Ownership	100.000	UnitedHealth Group Incorporated	
		.00000	27-1533951				Serquinox Holdings LLC	.DE	.NIA	AxelaCare Holdings, Inc.	Ownership	100.000	UnitedHealth Group Incorporated	
		.00000	27-1533840				Serquinox LLC	.DE	.NIA	Serquinox Holdings LLC	Ownership	100.000	UnitedHealth Group Incorporated	
.0707	UnitedHealth Group Incorporated	.71420	94-0734860				Sierra Health and Life Insurance Company, Inc.	.NV	.IA	Sierra Health Services, Inc.	Ownership	100.000	UnitedHealth Group Incorporated	
		.00000	88-0200415				Sierra Health Services, Inc.	.NV	.NIA	UnitedHealthcare, Inc.	Ownership	100.000	UnitedHealth Group Incorporated	
		.00000	88-0254322				Sierra Health-Care Options, Inc.	.NV	.NIA	Sierra Health Services, Inc.	Ownership	100.000	UnitedHealth Group Incorporated	
		.00000	88-0385705				Sierra Home Medical Products, Inc.	.NV	.NIA	Sierra Health Services, Inc.	Ownership	100.000	UnitedHealth Group Incorporated	
		.00000	88-0264562				Sierra Nevada Administrators, Inc.	.NV	.NIA	Sierra Health Services, Inc.	Ownership	100.000	UnitedHealth Group Incorporated	
		.00000	20-3741084				Sirona Infusion, L.L.C.	.AZ	.NIA	SCP Specialty Infusion, LLC	Ownership	100.000	UnitedHealth Group Incorporated	
		.00000	88-0201420				Southwest Medical Associates, Inc.	.NV	.NIA	Sierra Health Services, Inc.	Ownership	100.000	UnitedHealth Group Incorporated	
		.00000	38-2609888				Southwest Michigan Health Network Inc.	.MI	.NIA	UnitedHealthcare, Inc.	Ownership	100.000	UnitedHealth Group Incorporated	
		.00000	41-1921983				Specialty Benefits, LLC	.DE	.NIA	United HealthCare Services, Inc.	Ownership	100.000	UnitedHealth Group Incorporated	
		.00000	71-0886811				Spectera of New York, IPA, Inc.	.NY	.NIA	Spectera, Inc.	Ownership	100.000	UnitedHealth Group Incorporated	
		.00000	52-1260282				Spectera, Inc.	.MD	.NIA	Specialty Benefits, LLC	Ownership	100.000	UnitedHealth Group Incorporated	
		.00000	46-5587702				Spotlite, Inc.	.DE	.NIA	Rally Health, Inc.	Ownership	100.000	UnitedHealth Group Incorporated	
		.00000	27-0008097				StoneRiver P2P Link, LLC	.DE	.NIA	StoneRiver Pharmacy Solutions, LLC	Ownership	100.000	UnitedHealth Group Incorporated	
		.00000	62-1770924				StoneRiver Pharmacy Solutions, LLC	.DE	.NIA	Progressive Solutions, LLC	Ownership	100.000	UnitedHealth Group Incorporated	
		.00000	90-0884047				Summit Home Infusion, LLC	.DE	.NIA	AxelaCare Holdings, Inc.	Ownership	100.000	UnitedHealth Group Incorporated	
		.00000					SXC Comet, LLC	.DE	.NIA	OptumRx Administrative Services, LLC	Ownership	100.000	UnitedHealth Group Incorporated	
.0707	UnitedHealth Group Incorporated	.84549	46-1536748				Symphonix Health Holdings, LLC	.DE	.NIA	United HealthCare Services, Inc.	Ownership	100.000	UnitedHealth Group Incorporated	
		.00000	38-2044243				Symphonix Health Insurance, Inc.	.IL	.IA	Symphonix Health Holdings, LLC	Ownership	100.000	UnitedHealth Group Incorporated	
		.00000					TeamMD Holdings, Inc.	.DE	.NIA	UnitedHealth Group Ventures, LLC	Ownership	80.000	UnitedHealth Group Incorporated	1
		.00000					TeamMD Iowa, Inc.	.DE	.NIA	TeamMD Holdings, Inc.	Ownership	100.000	UnitedHealth Group Incorporated	
		.00000	56-1970224				The Levin Group, Inc.	.NC	.NIA	Optum Public Sector Solutions, Inc.	Ownership	100.000	UnitedHealth Group Incorporated	
		.00000	25-1825549				Three Rivers Holdings, Inc.	.DE	.UDP	AmeriChoice Corporation	Ownership	100.000	UnitedHealth Group Incorporated	
		.00000	59-3143128				Tmesys, LLC	.FL	.NIA	PMSI Holdings, LLC	Ownership	100.000	UnitedHealth Group Incorporated	
		.00000					Topimagem Diagnóstico por Imagem Ltda.	.BRA	.NIA	Esho – Empresa de Serviços Hospitalares S.A.	Ownership	89.000	UnitedHealth Group Incorporated	1
		.00000	52-1431155				Travel Express Incorporated	.MD	.NIA	FrontierMEDEX, Inc.	Ownership	100.000	UnitedHealth Group Incorporated	
		.00000	20-4963945				Trinity Infusion, Inc.	.NC	.NIA	Ambient Healthcare, Inc.	Ownership	100.000	UnitedHealth Group Incorporated	
		.00000	94-3077084				U.S. Behavioral Health Plan, California	.CA	.IA	United Behavioral Health	Ownership	100.000	UnitedHealth Group Incorporated	
		.00000	98-1113428				UHC Global Health Services BC Ltd.	.CAN	.NIA	UnitedHealthcare Global Canada Limited	Ownership	100.000	UnitedHealth Group Incorporated	
		.00000	41-1913059				UHC International Services, Inc.	.DE	.NIA	UnitedHealth Group Incorporated	Ownership	100.000	UnitedHealth Group Incorporated	
		.00000	95-2931460				UHC of California	.CA	.IA	United HealthCare Services, Inc.	Ownership	100.000	UnitedHealth Group Incorporated	
		.00000					UHG Brasil Participações S.A.	.BRA	.NIA	Polar II Fundo de Investimento em Participações	Ownership	100.000	UnitedHealth Group Incorporated	
		.00000	41-1921008				UHC Holdings, Inc.	.DE	.NIA	United HealthCare Services, Inc.	Ownership	100.000	UnitedHealth Group Incorporated	
		.00000	14-1892398				Ultima Rx, LLC	.FL	.NIA	United HealthCare Services, Inc.	Ownership	100.000	UnitedHealth Group Incorporated	

SCHEDULE Y  
PART 1A - DETAIL OF INSURANCE HOLDING COMPANY SYSTEM

1	2	3	4	5	6	7	8	9	10	11	12	13	14	15
Group Code	Group Name	NAIC Company Code	ID Number	Federal RSSD	CIK	Name of Securities Exchange if Publicly Traded (U.S. or International)	Names of Parent, Subsidiaries Or Affiliates	Domiciliary Location	Relationship to Reporting Entity	Directly Controlled by (Name of Entity/Person)	Type of Control (Ownership, Board, Management, Attorney-in-Fact, Influence, Other)	If Control is Ownership Provide Percentage	Ultimate Controlling Entity(ies)/Person(s)	*
0707	UnitedHealth Group Incorporated	00000 91529	39-1995276 52-1996029				UMR, Inc. Unimerica Insurance Company Unimerica Life Insurance Company of New York	DE WI	NIA IA	United HealthCare Services, Inc. OptumHealth Holdings, LLC	Ownership Ownership	100.000 100.000	UnitedHealth Group Incorporated UnitedHealth Group Incorporated	
0707	UnitedHealth Group Incorporated	11596 00000 00000	01-0637149 25-1877716 20-5917714				Unison Administrative Services, LLC Unison Health Plan of Delaware, Inc. Unison Health Plan of the Capital Area, Inc.	NY PA DE	IA NIA IA	UnitedHealthcare Insurance Company Three Rivers Holdings, Inc. Three Rivers Holdings, Inc.	Ownership Ownership Ownership	100.000 100.000 100.000	UnitedHealth Group Incorporated UnitedHealth Group Incorporated UnitedHealth Group Incorporated	
0707	UnitedHealth Group Incorporated	13032 00000	26-0651931 94-2649097				Unison Behavioral Health United Behavioral Health of New York, I.P.A., Inc.	DC CA	IA NIA	Three Rivers Holdings, Inc. OptumHealth Holdings, LLC	Ownership Ownership	100.000 100.000	UnitedHealth Group Incorporated UnitedHealth Group Incorporated	
		00000 00000 00000	41-1868911 41-1941615 41-1289245	3410132			United Behavioral Health United Health Foundation United HealthCare Services, Inc.	NY MN MN	NIA NIA NIA	United Behavioral Health UnitedHealth Group Incorporated UnitedHealth Group Incorporated	Ownership Ownership Ownership	100.000 100.000 100.000	UnitedHealth Group Incorporated UnitedHealth Group Incorporated UnitedHealth Group Incorporated	
		00000 00000	30-0318238 01-0538317				United Resource Networks IPA of New York, Inc. UnitedHealth Advisors, LLC	NY ME	NIA NIA	OptumHealth Care Solutions, Inc. United HealthCare Services, Inc.	Ownership Ownership	100.000 100.000	UnitedHealth Group Incorporated UnitedHealth Group Incorporated	
		00000	98-1097761				UnitedHealth Group Global Healthcare Services Limited	JRL	NIA	Optum Global Solutions International B.V.	Ownership	100.000	UnitedHealth Group Incorporated	
		00000	98-1097776				UnitedHealth Group Global Services, Inc.	PHL	NIA	Optum Global Solutions International B.V.	Ownership	99.992	UnitedHealth Group Incorporated	3
		00000	41-1321939		0000731766	New York Stock Exchange	UnitedHealth Group Incorporated	DE	UIP			0.000		
		00000	98-1093259				UnitedHealth Group Information Services Private Limited	JND	NIA	Optum Global Solutions International B.V.	Ownership	99.370	UnitedHealth Group Incorporated	
		00000	98-1093259				UnitedHealth Group Information Services Private Limited	JND	NIA	UnitedHealth International, Inc.	Ownership	0.630	UnitedHealth Group Incorporated	
		00000	98-1079826				UnitedHealth Group International GP	CYM	NIA	UnitedHealth Group Incorporated	Ownership	100.000	UnitedHealth Group Incorporated	
		00000	98-1080118				UnitedHealth Group International L.P.	CYM	NIA	UnitedHealth Group International GP	Ownership	84.984	UnitedHealth Group Incorporated	4
		00000	98-1080118				UnitedHealth Group International L.P.	CYM	NIA	FMG Holdings, LLC	Ownership	14.815	UnitedHealth Group Incorporated	4
		00000	98-1080118				UnitedHealth Group International L.P.	CYM	NIA	Hygeia Corporation	Ownership	0.201	UnitedHealth Group Incorporated	4
		00000	46-3311984				UnitedHealth Group Ventures, LLC	DE	NIA	UnitedHealth Group Incorporated	Ownership	100.000	UnitedHealth Group Incorporated	
		00000	41-1917398				UnitedHealth International, Inc.	DE	NIA	UnitedHealth Group Incorporated	Ownership	100.000	UnitedHealth Group Incorporated	
		00000	26-2574977				UnitedHealth Military & Veterans Services, LLC	DE	NIA	United HealthCare Services, Inc.	Ownership	100.000	UnitedHealth Group Incorporated	
0707	UnitedHealth Group Incorporated	00000 95174	98-0559902 33-0115163				UnitedHealth UK Limited UnitedHealthcare Benefits of Texas, Inc.	GBR TX	NIA IA	Optum Solutions UK Holdings Limited United HealthCare Services, Inc.	Ownership Ownership	100.000 100.000	UnitedHealth Group Incorporated UnitedHealth Group Incorporated	
		00000	47-3221444				UnitedHealthcare Benefits Plan of California	CA	IA	United HealthCare Services, Inc.	Ownership	100.000	UnitedHealth Group Incorporated	
		00000	46-4348775				UnitedHealthcare Community Plan of California, Inc.	CA	IA	United HealthCare Services, Inc.	Ownership	100.000	UnitedHealth Group Incorporated	
0707	UnitedHealth Group Incorporated	13168	26-2688274				UnitedHealthcare Community Plan of Georgia, Inc.	GA	IA	AmeriChoice Corporation	Ownership	100.000	UnitedHealth Group Incorporated	
0707	UnitedHealth Group Incorporated	12323	56-2451429				UnitedHealthcare Community Plan of Ohio, Inc.	OH	RE	Three Rivers Holdings, Inc.	Ownership	100.000	UnitedHealth Group Incorporated	
0707	UnitedHealth Group Incorporated	11141	91-2008361				UnitedHealthcare Community Plan of Texas, L.L.C.	TX	IA	Ovations, Inc.	Ownership	100.000	UnitedHealth Group Incorporated	
0707	UnitedHealth Group Incorporated	95467	38-3204052				UnitedHealthcare Community Plan, Inc.	MI	IA	AmeriChoice Corporation	Ownership	100.000	UnitedHealth Group Incorporated	
		00000	98-1200034				UnitedHealthcare Consulting & Assistance Service (Beijing) Co., Ltd.	CHN	NIA	UnitedHealthcare International I B.V.	Ownership	100.000	UnitedHealth Group Incorporated	
		00000	98-1199879				UnitedHealthcare Europe S.á.r.l.	LUX	NIA	UnitedHealthcare International I S.á.r.l.	Ownership	100.000	UnitedHealth Group Incorporated	

SCHEDULE Y  
PART 1A - DETAIL OF INSURANCE HOLDING COMPANY SYSTEM

1	2	3	4	5	6	7	8	9	10	11	12	13	14	15
Group Code	Group Name	NAIC Company Code	ID Number	Federal RSSD	CIK	Name of Securities Exchange if Publicly Traded (U.S. or International)	Names of Parent, Subsidiaries Or Affiliates	Domi-ciliary Location	Relation-ship to Reporting Entity	Directly Controlled by (Name of Entity/Person)	Type of Control (Ownership, Board, Management, Attorney-in-Fact, Influence, Other)	If Control is Owner-ship Provide Percen-tage	Ultimate Controlling Entity(ies)/Person(s)	*
.0707	UnitedHealth Group Incorporated	.00000	98-1104429				UnitedHealthcare Global Canada Limited	..CAN	..NIA	UnitedHealthcare International I B.V.	Ownership	100.000	UnitedHealth Group Incorporated	
		.00000	98-1099116				UnitedHealthcare India Private Limited	..JND	..NIA	UnitedHealthcare International II B.V.	Ownership	99.994	UnitedHealth Group Incorporated	
		.00000	98-1099116				UnitedHealthcare India Private Limited	..JND	..NIA	UnitedHealth International, Inc.	Ownership	0.007	UnitedHealth Group Incorporated	
		.79413	36-2739571				UnitedHealthcare Insurance Company	..CT	..IA	UHC Holdings, Inc.	Ownership	100.000	UnitedHealth Group Incorporated	
.0707	UnitedHealth Group Incorporated	.60318	36-3800349				UnitedHealthcare Insurance Company of Illinois	..IL	..IA	UnitedHealthcare Insurance Company	Ownership	100.000	UnitedHealth Group Incorporated	
.0707	UnitedHealth Group Incorporated	.60093	11-3283886				UnitedHealthcare Insurance Company of New York	..NY	..IA	UnitedHealthcare Insurance Company	Ownership	100.000	UnitedHealth Group Incorporated	
.0707	UnitedHealth Group Incorporated	.12231	20-1902768				UnitedHealthcare Insurance Company of the River Valley	..IL	..IA	UnitedHealthcare Services Company of the River Valley, Inc.	Ownership	100.000	UnitedHealth Group Incorporated	
		.00000	86-0618309				UnitedHealthcare Integrated Services, Inc.	..AZ	..NIA	Ovations, Inc.	Ownership	100.000	UnitedHealth Group Incorporated	
		.00000	41-1988797				UnitedHealthcare International Asia, LLC	..DE	..NIA	UnitedHealth Group Incorporated	Ownership	100.000	UnitedHealth Group Incorporated	
		.00000	98-1100512				UnitedHealthcare International I B.V.	..NLD	..NIA	UnitedHealth Group International L.P.	Ownership	100.000	UnitedHealth Group Incorporated	
		.00000	98-1079595				UnitedHealthcare International I S.á.r.l.	..LUX	..NIA	UnitedHealth Group International L.P.	Ownership	100.000	UnitedHealth Group Incorporated	
		.00000	98-1100980				UnitedHealthcare International II B.V.	..NLD	..NIA	UnitedHealthcare International I B.V.	Ownership	100.000	UnitedHealth Group Incorporated	
							UnitedHealthcare International II S.á.r.l.							
		.00000	98-1079459				UnitedHealthcare International III	..LUX	..NIA	UnitedHealthcare Europe S.á.r.l.	Ownership	100.000	UnitedHealth Group Incorporated	
		.00000	98-1077436				S.á.r.l.	..LUX	..NIA	UnitedHealthcare Europe S.á.r.l.	Ownership	65.000	UnitedHealth Group Incorporated	
		.00000	98-1077436				UnitedHealthcare International III	..LUX	..NIA	UnitedHealthcare International II	Ownership	35.000	UnitedHealth Group Incorporated	
							S.á.r.l.							
		.00000	98-1080926				UnitedHealthcare International IV S.á.r.l.	..LUX	..NIA	UnitedHealthcare International II	Ownership	100.000	UnitedHealth Group Incorporated	
		.00000	98-1257473				UnitedHealthcare International V S.á.r.l.	..LUX	..NIA	UnitedHealth Group International L.P.	Ownership	100.000	UnitedHealth Group Incorporated	
.0707	UnitedHealth Group Incorporated	.97179	86-0207231				UnitedHealthcare Life Insurance Company	..WI	..IA	Golden Rule Financial Corporation	Ownership	100.000	UnitedHealth Group Incorporated	
.0707	UnitedHealth Group Incorporated	.95784	63-0899562				UnitedHealthcare of Alabama, Inc.	..AL	..IA	UnitedHealthcare, Inc.	Ownership	100.000	UnitedHealth Group Incorporated	
.0707	UnitedHealth Group Incorporated	.96016	86-0507074				UnitedHealthcare of Arizona, Inc.	..AZ	..IA	UnitedHealthcare, Inc.	Ownership	100.000	UnitedHealth Group Incorporated	
.0707	UnitedHealth Group Incorporated	.95446	63-1036819				UnitedHealthcare of Arkansas, Inc.	..AR	..IA	UnitedHealthcare, Inc.	Ownership	100.000	UnitedHealth Group Incorporated	
.0707	UnitedHealth Group Incorporated	.95090	84-1004639				UnitedHealthcare of Colorado, Inc.	..CO	..IA	UnitedHealthcare, Inc.	Ownership	100.000	UnitedHealth Group Incorporated	
.0707	UnitedHealth Group Incorporated	.95264	59-1293865				UnitedHealthcare of Florida, Inc.	..FL	..IA	UnitedHealthcare, Inc.	Ownership	100.000	UnitedHealth Group Incorporated	
.0707	UnitedHealth Group Incorporated	.95850	58-1653544				UnitedHealthcare of Georgia, Inc.	..GA	..IA	UnitedHealthcare, Inc.	Ownership	100.000	UnitedHealth Group Incorporated	
.0707	UnitedHealth Group Incorporated	.95776	36-3280214				UnitedHealthcare of Illinois, Inc.	..IL	..IA	UnitedHealthcare, Inc.	Ownership	100.000	UnitedHealth Group Incorporated	
.0707	UnitedHealth Group Incorporated	.96644	62-1240316				UnitedHealthcare of Kentucky, Ltd.	..KY	..IA	United HealthCare Services, Inc.	Ownership	94.180	UnitedHealth Group Incorporated	5
.0707	UnitedHealth Group Incorporated	.96644	62-1240316				UnitedHealthcare of Kentucky, Ltd.	..KY	..IA	UnitedHealthcare, Inc.	Ownership	5.820	UnitedHealth Group Incorporated	5
.0707	UnitedHealth Group Incorporated	.95833	72-1074008				UnitedHealthcare of Louisiana, Inc.	..LA	..IA	UnitedHealthcare, Inc.	Ownership	100.000	UnitedHealth Group Incorporated	
.0707	UnitedHealth Group Incorporated	.95716	63-1036817				UnitedHealthcare of Mississippi, Inc.	..MS	..IA	UnitedHealthcare, Inc.	Ownership	100.000	UnitedHealth Group Incorporated	
.0707	UnitedHealth Group Incorporated	.95149	05-0413469				UnitedHealthcare of New England, Inc.	..RI	..IA	United HealthCare Services, Inc.	Ownership	100.000	UnitedHealth Group Incorporated	
.0707	UnitedHealth Group Incorporated	.13214	26-2697886				UnitedHealthcare of New Mexico, Inc.	..NM	..IA	UnitedHealthcare Insurance Company	Ownership	100.000	UnitedHealth Group Incorporated	
.0707	UnitedHealth Group Incorporated	.95085	06-1172891				UnitedHealthcare of New York, Inc.	..NY	..IA	AmeriChoice Corporation	Ownership	100.000	UnitedHealth Group Incorporated	
.0707	UnitedHealth Group Incorporated	.95103	56-1461010				UnitedHealthcare of North Carolina, Inc.	..NC	..IA	UnitedHealthcare, Inc.	Ownership	100.000	UnitedHealth Group Incorporated	
.0707	UnitedHealth Group Incorporated	.95186	31-1142815				UnitedHealthcare of Ohio, Inc.	..OH	..IA	United HealthCare Services, Inc.	Ownership	100.000	UnitedHealth Group Incorporated	
.0707	UnitedHealth Group Incorporated	.96903	33-0115166				UnitedHealthcare of Oklahoma, Inc.	..OK	..IA	United HealthCare Services, Inc.	Ownership	100.000	UnitedHealth Group Incorporated	
.0707	UnitedHealth Group Incorporated	.95893	93-0938819				UnitedHealthcare of Oregon, Inc.	..OR	..IA	United HealthCare Services, Inc.	Ownership	100.000	UnitedHealth Group Incorporated	
.0707	UnitedHealth Group Incorporated	.95220	25-1756858				UnitedHealthcare of Pennsylvania, Inc.	..PA	..IA	Three Rivers Holdings, Inc.	Ownership	100.000	UnitedHealth Group Incorporated	
.0707	UnitedHealth Group Incorporated	.95765	95-3939697				UnitedHealthcare of Texas, Inc.	..TX	..IA	UnitedHealthcare, Inc.	Ownership	100.000	UnitedHealth Group Incorporated	
							UnitedHealthcare of the Mid-Atlantic, Inc.							
.0707	UnitedHealth Group Incorporated	.95025	52-1130183					..MD	..IA	UnitedHealthcare, Inc.	Ownership	100.000	UnitedHealth Group Incorporated	
.0707	UnitedHealth Group Incorporated	.95591	47-0676824				UnitedHealthcare of the Midlands, Inc.	..NE	..IA	UnitedHealthcare, Inc.	Ownership	100.000	UnitedHealth Group Incorporated	
.0707	UnitedHealth Group Incorporated	.96385	43-1361841				UnitedHealthcare of the Midwest, Inc.	..MO	..IA	UnitedHealthcare, Inc.	Ownership	100.000	UnitedHealth Group Incorporated	
.0707	UnitedHealth Group Incorporated	.95501	41-1488563				UnitedHealthcare of Utah, Inc.	..UT	..IA	UnitedHealthcare, Inc.	Ownership	100.000	UnitedHealth Group Incorporated	



SCHEDULE Y  
PART 1A - DETAIL OF INSURANCE HOLDING COMPANY SYSTEM

1	2	3	4	5	6	7	8	9	10	11	12	13	14	15
Group Code	Group Name	NAIC Company Code	ID Number	Federal RSSD	CIK	Name of Securities Exchange if Publicly Traded (U.S. or International)	Names of Parent, Subsidiaries Or Affiliates	Domi-ciliary Location	Relation-ship to Reporting Entity	Directly Controlled by (Name of Entity/Person)	Type of Control (Ownership, Board, Management, Attorney-in-Fact, Influence, Other)	If Control is Owner-ship Provide Percen-tage	Ultimate Controlling Entity(ies)/Person(s)	*
...0707 ...	UnitedHealth Group Incorporated .....	...48038 .....	91-1312551 .....	.....	.....	.....	UnitedHealthcare of Washington, Inc. ....	...WA.....	...IA.....	United HealthCare Services, Inc. ....	Ownership.....	..100.000 ....	UnitedHealth Group Incorporated .....	.....
...0707 ...	UnitedHealth Group Incorporated .....	...95710 .....	39-1555888 .....	.....	.....	.....	UnitedHealthcare of Wisconsin, Inc. ....	...WI.....	...IA.....	UnitedHealthcare, Inc. ....	Ownership.....	..100.000 ....	UnitedHealth Group Incorporated .....	.....
...0707 ...	UnitedHealth Group Incorporated .....	...95378 .....	36-3379945 .....	.....	.....	.....	UnitedHealthcare Plan of the River Valley, Inc. ....	...IL.....	...IA.....	UnitedHealthcare Services Company of the River Valley, Inc. ....	Ownership.....	..100.000 ....	UnitedHealth Group Incorporated .....	.....
.....	.....	...00000 .....	47-0854646 .....	.....	.....	.....	UnitedHealthcare Service LLC .....	...DE.....	...NIA.....	UnitedHealthcare Insurance Company .....	Ownership.....	..100.000 ....	UnitedHealth Group Incorporated .....	.....
.....	.....	...00000 .....	36-3355110 .....	.....	.....	.....	UnitedHealthcare Services Company of the River Valley, Inc. ....	...DE.....	...NIA.....	UnitedHealthcare, Inc. ....	Ownership.....	..100.000 ....	UnitedHealth Group Incorporated .....	.....
.....	.....	...00000 .....	01-0518346 .....	.....	.....	.....	UnitedHealthcare Specialty Benefits, LLC ..	...ME.....	...NIA.....	Specialty Benefits, LLC .....	Ownership.....	..100.000 ....	UnitedHealth Group Incorporated .....	.....
.....	.....	...00000 .....	41-1922511 .....	.....	.....	.....	UnitedHealthcare, Inc. ....	...DE.....	...NIA.....	United HealthCare Services, Inc. ....	Ownership.....	..100.000 ....	UnitedHealth Group Incorporated .....	.....
.....	.....	...00000 .....	26-0382877 .....	.....	.....	.....	Urgent Care Holdings, Inc. ....	...DE.....	...NIA.....	Optum Clinics Intermediate Holdings, Inc. ....	Ownership.....	..100.000 ....	UnitedHealth Group Incorporated .....	.....
.....	.....	...00000 .....	26-3667220 .....	.....	.....	.....	Urgent Care MSO, LLC .....	...DE.....	...NIA.....	Urgent Care Holdings, Inc. ....	Ownership.....	..100.000 ....	UnitedHealth Group Incorporated .....	.....
.....	.....	...00000 .....	87-0757396 .....	.....	.....	.....	Valley Physicians Network, Inc. ....	...CA.....	...NIA.....	PrimeCare Medical Network, Inc. ....	Ownership.....	..100.000 ....	UnitedHealth Group Incorporated .....	.....
.....	.....	...00000 .....	74-2797745 .....	.....	.....	.....	WellMed Medical Management of Florida, Inc. ....	...FL.....	...NIA.....	WellMed Medical Management, Inc. ....	Ownership.....	..100.000 ....	UnitedHealth Group Incorporated .....	.....
.....	.....	...00000 .....	74-2786364 .....	.....	.....	.....	WellMed Medical Management, Inc. ....	...TX.....	...NIA.....	Collaborative Care Holdings, LLC .....	Ownership.....	..80.000 ....	UnitedHealth Group Incorporated .....	.....1 .....
.....	.....	...00000 .....	45-0636596 .....	.....	.....	.....	WESTMED Practice Partners LLC .....	...DE.....	...NIA.....	Collaborative Care Holdings, LLC .....	Ownership.....	..86.150 ....	UnitedHealth Group Incorporated .....	.....1 .....
.....	.....	...00000 .....	52-2102846 .....	.....	.....	.....	XLHealth Corporation .....	...MD.....	...NIA.....	United HealthCare Services, Inc. ....	Ownership.....	..100.000 ....	UnitedHealth Group Incorporated .....	.....
.....	.....	...00000 .....	98-1107695 .....	.....	.....	.....	XLHealth Corporation India Private Limited ..	...IND.....	...NIA.....	XLHealth Corporation .....	Ownership.....	..100.000 ....	UnitedHealth Group Incorporated .....	.....
.....	.....	...00000 .....	11-3764012 .....	.....	.....	.....	Your Health Options Insurance Services, Inc. ....	...CA.....	...NIA.....	PrimeCare Medical Network, Inc. ....	Ownership.....	..100.000 ....	UnitedHealth Group Incorporated .....	.....
.....	.....	...00000 .....	27-0172594 .....	.....	.....	.....	Your Partner in Health Services, Inc. ....	...IL.....	...NIA.....	North American Medical Management - Illinois, Inc. ....	Ownership.....	..100.000 ....	UnitedHealth Group Incorporated .....	.....

Asterisk	Explanation
1 .....	The remaining percentage is/are owned by external investor(s)/shareholder(s), party(ies) or company(ies). ....
2 .....	The remaining 0.7409758% owned by external shareholders and 0.0340693% owned by Treasury Shares. ....
3 .....	The remaining percentage is owned by an officer/director or officers/directors of the company. ....
4 .....	The limited partners of UnitedHealth Group International, L.P. include FMG Holdings, LLC (14.8145%), Hygeia Corporation (DE) (0.2012%) and UnitedHealth Group Incorporated (84.9843%). UnitedHealth Group International GP is the general partner of UnitedHealth Group International, L.P. ....
5 .....	The general partnership interest of 89.77% is held by United HealthCare Services, Inc. (UHS) and 10.23% is held by UnitedHealthcare, Inc. (UHC). UHS also holds 100% of the limited partnership interests. When combining general and limited partner interests, UHS owns 94.18% and UHC owns 5.82%. ....

SUPPLEMENTAL EXHIBITS AND SCHEDULES INTERROGATORIES

The following supplemental reports are required to be filed as part of your statement filing. However, in the event that your company does not transact the type of business for which the special report must be filed, your response of NO to the specific interrogatory will be accepted in lieu of filing a "NONE" report and a bar code will be printed below. If the supplement is required of your company but is not being filed for whatever reason enter SEE EXPLANATION and provide an explanation following the interrogatory questions.

Response

1. Will the Medicare Part D Coverage Supplement be filed with the state of domicile and the NAIC with this statement? .....

NO

Explanation:

1. No Medicare Part D Supplement business to report.

Bar Code:

1. Medicare Part D Coverage Supplement [Document Identifier 365]





SCHEDULE A - VERIFICATION

Real Estate

	1 Year to Date	2 Prior Year Ended December 31
1. Book/adjusted carrying value, December 31 of prior year .....		
2. Cost of acquired:		
2.1 Actual cost at time of acquisition .....		
2.2 Additional investment made after acquisition .....		
3. Current year change in encumbrances .....		
4. Total gain (loss) on disposals .....		
5. Deduct amounts received on disposals .....		
6. Total foreign exchange change in book/adjusted carrying value .....		
7. Deduct current year's other than temporary impairment recognized .....		
8. Deduct current year's depreciation .....		
9. Book/adjusted carrying value at the end of current period (Lines 1+2+3+4-5+6-7-8) .....		
10. Deduct total nonadmitted amounts .....		
11. Statement value at end of current period (Line 9 minus Line 10)		

SCHEDULE B - VERIFICATION

Mortgage Loans

	1 Year to Date	2 Prior Year Ended December 31
1. Book value/recorded investment excluding accrued interest, December 31 of prior year .....		
2. Cost of acquired:		
2.1 Actual cost at time of acquisition .....		
2.2 Additional investment made after acquisition .....		
3. Capitalized deferred interest and other .....		
4. Accrual of discount .....		
5. Unrealized valuation increase (decrease) .....		
6. Total gain (loss) on disposals .....		
7. Deduct amounts received on disposals .....		
8. Deduct amortization of premium and mortgage interest points and commitment fees .....		
9. Total foreign exchange change in book value/recorded investment excluding accrued interest .....		
10. Deduct current year's other than temporary impairment recognized .....		
11. Book value/recorded investment excluding accrued interest at end of current period (Lines 1+2+3+4+5+6-7-8+9-10) .....		
12. Total valuation allowance .....		
13. Subtotal (Line 11 plus Line 12) .....		
14. Deduct total nonadmitted amounts .....		
15. Statement value at end of current period (Line 13 minus Line 14)		

SCHEDULE BA - VERIFICATION

Other Long-Term Invested Assets

	1 Year to Date	2 Prior Year Ended December 31
1. Book/adjusted carrying value, December 31 of prior year .....		
2. Cost of acquired:		
2.1 Actual cost at time of acquisition .....		
2.2 Additional investment made after acquisition .....		
3. Capitalized deferred interest and other .....		
4. Accrual of discount .....		
5. Unrealized valuation increase (decrease) .....		
6. Total gain (loss) on disposals .....		
7. Deduct amounts received on disposals .....		
8. Deduct amortization of premium and depreciation .....		
9. Total foreign exchange change in book/adjusted carrying value .....		
10. Deduct current year's other than temporary impairment recognized .....		
11. Book/adjusted carrying value at end of current period (Lines 1+2+3+4+5+6-7-8+9-10) .....		
12. Deduct total nonadmitted amounts .....		
13. Statement value at end of current period (Line 11 minus Line 12)		

SCHEDULE D - VERIFICATION

Bonds and Stocks

	1 Year to Date	2 Prior Year Ended December 31
1. Book/adjusted carrying value of bonds and stocks, December 31 of prior year .....	279,227,800	176,122,585
2. Cost of bonds and stocks acquired .....	57,042,161	164,046,522
3. Accrual of discount .....	30,234	44,784
4. Unrealized valuation increase (decrease) .....	0	0
5. Total gain (loss) on disposals .....	892,995	539,986
6. Deduct consideration for bonds and stocks disposed of .....	46,806,884	58,333,510
7. Deduct amortization of premium .....	1,803,994	3,109,344
8. Total foreign exchange change in book/adjusted carrying value .....	0	0
9. Deduct current year's other than temporary impairment recognized .....	0	83,223
10. Book/adjusted carrying value at end of current period (Lines 1+2+3+4+5-6-7+8-9) .....	288,582,312	279,227,800
11. Deduct total nonadmitted amounts .....	0	0
12. Statement value at end of current period (Line 10 minus Line 11)	288,582,312	279,227,800

SCHEDULE D - PART 1B

Showing the Acquisitions, Dispositions and Non-Trading Activity  
During the Current Quarter for all Bonds and Preferred Stock by NAIC Designation

NAIC Designation	1 Book/Adjusted Carrying Value Beginning of Current Quarter	2 Acquisitions During Current Quarter	3 Dispositions During Current Quarter	4 Non-Trading Activity During Current Quarter	5 Book/Adjusted Carrying Value End of First Quarter	6 Book/Adjusted Carrying Value End of Second Quarter	7 Book/Adjusted Carrying Value End of Third Quarter	8 Book/Adjusted Carrying Value December 31 Prior Year
BONDS								
1. NAIC 1 (a) .....	355,899,669	463,792,597	519,854,900	(1,651,568)	355,899,669	298,185,798	0	287,869,594
2. NAIC 2 (a) .....	33,257,293	2,142,994	1,488,313	738,915	33,257,293	34,650,889	0	33,852,582
3. NAIC 3 (a) .....	199,238	0	200,000	762	199,238	0	0	0
4. NAIC 4 (a) .....	0	0	0	0	0	0	0	0
5. NAIC 5 (a) .....	0	0	0	0	0	0	0	0
6. NAIC 6 (a) .....	0	0	0	0	0	0	0	0
7. Total Bonds	389,356,200	465,935,591	521,543,213	(911,891)	389,356,200	332,836,687	0	321,722,176
PREFERRED STOCK								
8. NAIC 1 .....	0	0	0	0	0	0	0	0
9. NAIC 2 .....	0	0	0	0	0	0	0	0
10. NAIC 3 .....	0	0	0	0	0	0	0	0
11. NAIC 4 .....	0	0	0	0	0	0	0	0
12. NAIC 5 .....	0	0	0	0	0	0	0	0
13. NAIC 6 .....	0	0	0	0	0	0	0	0
14. Total Preferred Stock .....	0	0	0	0	0	0	0	0
15. Total Bonds and Preferred Stock	389,356,200	465,935,591	521,543,213	(911,891)	389,356,200	332,836,687	0	321,722,176

(a) Book/Adjusted Carrying Value column for the end of the current reporting period includes the following amount of non-rated short-term and cash equivalent bonds by NAIC designation: NAIC 1 \$ .....1,011,076 ; NAIC 2 \$ .....0 ; NAIC 3 \$ .....0 ;  
NAIC 4 \$ .....0 ; NAIC 5 \$ .....0 ; NAIC 6 \$ .....0

SCHEDULE DA - PART 1

Short-Term Investments

	1	2	3	4	5
	Book/Adjusted Carrying Value	Par Value	Actual Cost	Interest Collected Year-to-Date	Paid for Accrued Interest Year-to-Date
9199999 Totals	44,254,375	xxx	44,278,388	46,976	0

SCHEDULE DA - VERIFICATION

Short-Term Investments

	1	2
	Year To Date	Prior Year Ended December 31
1. Book/adjusted carrying value, December 31 of prior year .....	41,394,453	186,129,443
2. Cost of short-term investments acquired .....	875,431,673	1,704,527,645
3. Accrual of discount .....	0	0
4. Unrealized valuation increase (decrease) .....	0	0
5. Total gain (loss) on disposals .....	0	0
6. Deduct consideration received on disposals .....	872,493,185	1,849,123,319
7. Deduct amortization of premium .....	78,566	139,316
8. Total foreign exchange change in book/adjusted carrying value .....	0	0
9. Deduct current year's other than temporary impairment recognized .....	0	0
10. Book/adjusted carrying value at end of current period (Lines 1+2+3+4+5-6-7+8-9) .....	44,254,375	41,394,453
11. Deduct total nonadmitted amounts .....	0	0
12. Statement value at end of current period (Line 10 minus Line 11)	44,254,375	41,394,453

Schedule DB - Part A - Verification - Options, Caps, Floors, Collars, Swaps and Forwards  
**N O N E**

Schedule DB - Part B - Verification - Futures Contracts  
**N O N E**

Schedule DB - Part C - Section 1 - Replication (Synthetic Asset) Transactions (RSATs) Open  
**N O N E**

Schedule DB-Part C-Section 2-Reconciliation of Replication (Synthetic Asset) Transactions Open  
**N O N E**

Schedule DB - Verification - Book/Adjusted Carrying Value, Fair Value and Potential Exposure of  
Derivatives  
**N O N E**

SCHEDULE E - VERIFICATION

(Cash Equivalents)

	1	2
	Year To Date	Prior Year Ended December 31
1. Book/adjusted carrying value, December 31 of prior year .....	1,099,923	0
2. Cost of cash equivalents acquired .....	3,799,327	257,306,531
3. Accrual of discount .....	491	1,674
4. Unrealized valuation increase (decrease) .....	0	0
5. Total gain (loss) on disposals .....	35	236
6. Deduct consideration received on disposals .....	4,899,776	256,199,968
7. Deduct amortization of premium .....	0	8,550
8. Total foreign exchange change in book/adjusted carrying value .....	0	0
9. Deduct current year's other than temporary impairment recognized .....	0	0
10. Book/adjusted carrying value at end of current period (Lines 1+2+3+4+5-6-7+8-9) .....	0	1,099,923
11. Deduct total nonadmitted amounts .....	0	0
12. Statement value at end of current period (Line 10 minus Line 11)	0	1,099,923



Schedule A - Part 2 - Real Estate Acquired and Additions Made  
**N O N E**

Schedule A - Part 3 - Real Estate Disposed  
**N O N E**

Schedule B - Part 2 - Mortgage Loans Acquired and Additions Made  
**N O N E**

Schedule B - Part 3 - Mortgage Loans Disposed, Transferred or Repaid  
**N O N E**

Schedule BA - Part 2 - Other Long-Term Invested Assets Acquired and Additions Made  
**N O N E**

Schedule BA - Part 3 - Other Long-Term Invested Assets Disposed, Transferred or Repaid  
**N O N E**

SCHEDULE D - PART 3

Show All Long-Term Bonds and Stock Acquired During the Current Quarter

1	2	3	4	5	6	7	8	9	10
CUSIP Identification	Description	Foreign	Date Acquired	Name of Vendor	Number of Shares of Stock	Actual Cost	Par Value	Paid for Accrued Interest and Dividends	NAIC Designation or Market Indicator (a)
912828-S2-7	US Treasury Note 1.125% 06/30/21		.06/30/2016	Merrill Lynch		1,436,871	1,430,000	.0	1
0599999. Subtotal - Bonds - U.S. Governments						1,436,871	1,430,000	0	XXX
574193-MP-0	MARYLAND ST GO Non Call 5.000% 06/01/21		.06/16/2016	Jefferys and Company		1,313,972	1,100,000	.0	1FE
57582R-JR-8	MASSACHUSETTS ST GO Non Call 5.000% 07/01/22		.06/30/2016	Merrill Lynch		243,880	200,000	.0	1FE
1799999. Subtotal - Bonds - U.S. States, Territories and Possessions						1,557,852	1,300,000	0	XXX
64966M-AQ-2	NEW YORK NY GO Non Call 5.000% 08/01/22		.06/03/2016	Merrill Lynch		1,209,350	1,000,000	1,528	1FE
64966M-AS-8	NEW YORK NY GO Non Call 5.000% 08/01/24		.06/03/2016	Merrill Lynch		2,535,585	2,020,000	3,086	1FE
812627-AF-4	SEATTLE WA GO Non Call 5.000% 04/01/22		.06/09/2016	Merrill Lynch		1,573,390	1,300,000	3,431	1FE
2499999. Subtotal - Bonds - U.S. Political Subdivisions of States, Territories and Possessions						5,318,325	4,320,000	8,045	XXX
3135G0-K3-6	FNMA Note Non Call 2.125% 04/24/26		.05/06/2016	Barclays Group Inc.		950,765	945,000	.725	1
3135G0-ZR-7	FNMA Note Non Call 2.625% 09/06/24		.06/01/2016	JP Morgan Chase		1,890,869	1,800,000	11,288	1
3137BP-VM-8	FHLMC CMBS K152 A1 PASS THRU CALL 2.830% 05/25/30		.06/01/2016	Credit Suisse		474,273	465,000	.548	1
3138WH-ER-9	FNMA Pool AS7343 MBS 3.000% 06/01/46		.06/20/2016	RBC Capital Markets		627,152	608,654	1,014	1
3140EW-NT-8	FNMA Pool BC2201 MBS 3.500% 04/01/46		.06/15/2016	Merrill Lynch		958,772	896,772	1,657	1
3140F2-SF-3	FNMA Pool BC7145 MBS 3.000% 07/01/46		.06/20/2016	RBC Capital Markets		1,227,195	1,191,000	1,985	1
31417G-AS-5	FNMA Pool AB9016 MBS 3.000% 04/01/43		.06/23/2016	Nomura Securities		962,904	932,806	2,099	1
41422E-FP-3	HARRIS CNTY TX M Rev Bond Non Call 5.000% 11/01/25		.04/14/2016	Cabrera Capital Markets		2,253,128	1,765,000	.0	1FE
546850-CQ-9	LOUISVILLE KY RE Rev Bond Non Call 5.000% 07/01/24		.05/31/2016	CitiGroup		1,837,845	1,500,000	31,667	1FE
66285W-SG-2	N TX TOLLWAY AUT Rev Bond Cont Call 5.000% 01/01/28		.05/05/2016	JP Morgan Chase		984,808	800,000	.0	1FE
684554-EE-4	ORANGE CNTY FL W Rev Bond Non Call 5.000% 10/01/27		.05/12/2016	Wachovia Bank		616,460	500,000	.0	1FE
812631-MP-1	SEATTLE WA DRAIN Rev Bond Cont Call 5.000% 04/01/27		.06/13/2016	Piper Jaffray		257,746	200,000	.0	1FE
91802R-BX-6	UTILITY DEBT SEC Rev Bond Cont Call 5.000% 06/15/25		.06/02/2016	Barclays Group Inc.		308,673	250,000	2,083	1FE
3199999. Subtotal - Bonds - U.S. Special Revenues						13,349,893	11,854,232	53,066	XXX
00817Y-AU-2	AETNA INC Corp Note Call MW 2.400% 06/15/21		.06/02/2016	CitiGroup		449,955	450,000	.0	2FE
03073E-AM-7	AMERISOURCEBERGE Corp Note Call MW 3.250% 03/01/25		.06/07/2016	Merrill Lynch		482,000	465,000	4,156	1FE
05565E-AF-2	BMW US CAP LLC Corp Note Call MW Prv Plc 2.000% 04/11/21		.04/04/2016	JP Morgan Chase		264,335	265,000	.0	1FE
06051G-FX-2	BANK OF AMER CRP Corp Note MW 3.500% 04/19/26		.04/14/2016	Merrill Lynch		364,390	365,000	.0	2FE
198280-AB-5	COLUMBIA PIPELIN Corp Note MW 2.450% 06/01/18		.05/13/2016	Tax Free Exchange		399,935	400,000	4,410	2FE
209115-AC-8	CONS EDISON INC Corp Note CALL 2.000% 05/15/21		.05/11/2016	Barclays Group Inc.		164,899	165,000	.0	2FE
31677Q-BG-3	FIFTH THIRD BANK Corp Note Call MW 2.250% 06/14/21		.06/09/2016	Deutsche Bank		274,794	275,000	.0	1FE
361886-AL-8	GMF FLOORPLAN OW GFORT 2016-1 A1 ABS Prv Plc 1.960% 05/17/21		.05/24/2016	Northern Trust		954,810	955,000	.0	1FE
375558-BF-9	GILEAD SCIENCES Corp Note Call MW 3.650% 03/01/26		.06/07/2016	Merrill Lynch		378,647	355,000	3,563	1FE
46625H-RT-9	JPMORGAN CHASE Corp Note Call 2.400% 06/07/21		.05/31/2016	JP Morgan Chase		519,173	520,000	.0	1FE
571903-AS-2	MARRIOTT INTL Corp Note Call MW 3.125% 06/15/26		.06/07/2016	Deutsche Bank		498,335	500,000	.0	2FE
585055-BG-0	MEDTRONIC INC Corp Note MW 2.500% 03/15/20		.06/09/2016	Barclays Group Inc.		474,573	460,000	2,843	1FE
58768U-AE-3	MERCEDES-BENZ MA MBOT 2016-AA A ABS Prv Plc 1.022% 05/15/20		.05/17/2016	JP Morgan Chase		985,000	985,000	.0	1FE
63940F-AA-5	Navient Student NAVSL 2016-2 A1 ABS Prv Plc 1.203% 06/25/65		.04/05/2016	Barclays Group Inc.		940,000	940,000	.0	1FE
64952W-CE-1	NEW YORK LIFE GL Corp Note Non Call Prv Plc 2.000% 04/13/21		.04/06/2016	Goldman Sachs		454,331	455,000	.0	1FE
80285C-AG-6	Santander Drive SDART 2016-2 B ABS 2.080% 02/16/21		.05/03/2016	JP Morgan Chase		479,955	480,000	.0	1FE
857477-AW-3	STATE STREET COR Corp Note Non Call 2.650% 05/19/26		.05/16/2016	Merrill Lynch		349,510	350,000	.0	1FE
883556-BN-1	THERMO FISHER Corp Note Call MW 3.000% 04/15/23		.04/04/2016	Merrill Lynch		104,488	105,000	.0	2FE
92277G-AH-0	VENTAS REALTY LP Corp Note Call MW 3.125% 06/15/23		.05/25/2016	Wachovia Bank		511,616	515,000	.0	2FE
929089-AB-6	VOYA FINANCIAL Corp Note MW 3.650% 06/15/26		.06/06/2016	Barclays Group Inc.		264,229	265,000	.0	2FE
94974B-FJ-4	WELLS FARGO CO Corp Note Non Call 3.450% 02/13/23		.06/07/2016	Wachovia Bank		565,994	550,000	6,167	1FE
80283L-AE-3	SANTANDER UK PLC Corp Note Non Call 1.037% 09/29/17	F	.06/01/2016	Tax Free Exchange		550,000	550,000	1,017	1FE
3899999. Subtotal - Bonds - Industrial and Miscellaneous (Unaffiliated)						10,430,969	10,370,000	22,156	XXX
8399997. Total - Bonds - Part 3						32,093,910	29,274,232	83,267	XXX
8399998. Total - Bonds - Part 5						XXX	XXX	XXX	XXX
8399999. Total - Bonds						32,093,910	29,274,232	83,267	XXX
8999997. Total - Preferred Stocks - Part 3						0	XXX	0	XXX
8999998. Total - Preferred Stocks - Part 5						XXX	XXX	XXX	XXX
8999999. Total - Preferred Stocks						0	XXX	0	XXX
9799997. Total - Common Stocks - Part 3						0	XXX	0	XXX
9799998. Total - Common Stocks - Part 5						XXX	XXX	XXX	XXX
9799999. Total - Common Stocks						0	XXX	0	XXX
9899999. Total - Preferred and Common Stocks						0	XXX	0	XXX
9999999 - Totals						32,093,910	XXX	83,267	XXX

(a) For all common stock bearing the NAIC market indicator "U" provide: the number of such issues .....0

STATEMENT AS OF JUNE 30, 2016 OF THE UnitedHealthcare Community Plan of Ohio, Inc.

SCHEDULE D - PART 4

Show All Long-Term Bonds and Stock Sold, Redeemed or Otherwise Disposed of During the Current Quarter

1	2		3	4	5	6	7	8	9	10	Change In Book/Adjusted Carrying Value					16	17	18	19	20	21	22
	CUSIP Ident-ification	Description	For-ign	Disposal Date	Name of Purchaser	Number of Shares of Stock	Consid-eration	Par Value	Actual Cost	Prior Year Book/ Adjusted Carrying Value	11	12	13	14	15	Book/ Adjusted Carrying Value at Disposal Date	Foreign Exchange Gain (Loss) on Disposal	Realized Gain (Loss) on Disposal	Total Gain (Loss) on Disposal	Bond Interest/ Stock Dividends Received During Year	Stated Con-tractual Maturity Date	NAIC Design-ation or Market In-dicator (a)
	36179R-BW-8	GNMA Pool MA2753 MBS 3.000% 04/20/45		06/01/2016	Paydown		48,916	48,916	50,556	50,527	0	(1,611)	0	(1,611)	0	48,916	0	0	0	616	04/20/2045	1
	36204D-UG-2	GNMA Pool 366983 MBS 4.000% 06/15/41		06/01/2016	Paydown		45,127	45,127	47,249	47,192	0	(2,065)	0	(2,065)	0	45,127	0	0	0	766	06/15/2041	1
	3620A5-A8-2	GNMA Pool 719231 MBS 4.500% 07/15/40		06/01/2016	Paydown		15,201	15,201	16,151	16,124	0	(923)	0	(923)	0	15,201	0	0	0	295	07/15/2040	1
	3620A9-PQ-8	GNMA Pool 723231 MBS 4.000% 10/15/39		06/01/2016	Paydown		5,160	5,160	5,527	5,512	0	(352)	0	(352)	0	5,160	0	0	0	88	10/15/2039	1
	3620AP-KC-8	GNMA Pool 735691 MBS 4.500% 04/15/40		06/01/2016	Paydown		17,631	17,631	18,805	18,770	0	(1,139)	0	(1,139)	0	17,631	0	0	0	312	04/15/2040	1
	3620AR-YR-6	GNMA Pool 737920 MBS 4.500% 01/15/41		06/01/2016	Paydown		28,339	28,339	30,216	30,166	0	(1,827)	0	(1,827)	0	28,339	0	0	0	537	01/15/2041	1
	912828-K4-1	04/30/17		06/20/2016	Barclays Group Inc.		700,206	700,000	699,538	699,614	0	137	0	137	0	699,750	0	456	456	1,506	04/30/2017	1
	912828-L9-9	US Treasury Note 1.375% 10/31/20		05/26/2016	JP Morgan Chase		1,878,516	1,875,000	1,852,368	1,853,042	0	1,768	0	1,768	0	1,854,810	0	23,706	23,706	14,782	10/31/2020	1
	0599999	Subtotal - Bonds - U.S. Governments					2,739,096	2,735,374	2,720,410	2,720,947	0	(6,012)	0	(6,012)	0	2,714,934	0	24,162	24,162	18,902	XXX	XXX
	574193-KM-9	MARYLAND ST GO Non Call 5.000% 08/01/23		05/31/2016	CitiGroup		1,867,845	1,500,000	1,824,360	1,814,002	0	(16,255)	0	(16,255)	0	1,797,747	0	70,098	70,098	62,917	08/01/2023	1FE
	70914P-MV-1	PENNSYLVANIA ST GO Cont Call 5.000% 05/01/21		05/16/2016	CitiGroup		1,142,080	1,000,000	1,202,650	1,096,850	0	(8,085)	0	(8,085)	0	1,088,765	0	53,315	53,315	27,500	05/01/2021	1FE
	70914P-TS-1	PENNSYLVANIA ST GO Non Call 5.000% 04/01/22		05/05/2016	Cantor Fitzgerald		2,378,980	2,000,000	2,405,060	2,325,235	0	(17,311)	0	(17,311)	0	2,307,925	0	71,055	71,055	60,833	04/01/2022	1FE
	1799999	Subtotal - Bonds - U.S. States, Territories and Possessions					5,388,905	4,500,000	5,432,070	5,236,087	0	(41,651)	0	(41,651)	0	5,194,437	0	194,468	194,468	151,250	XXX	XXX
	64966L-RG-8	NEW YORK NY GO Non Call 5.000% 08/01/21		06/03/2016	Merrill Lynch		1,183,070	1,000,000	1,210,470	1,175,064	0	(13,082)	0	(13,082)	0	1,161,982	0	21,088	21,088	42,639	08/01/2021	1FE
	64966L-RJ-2	NEW YORK NY GO Non Call 5.000% 08/01/23		06/03/2016	Merrill Lynch		2,491,266	2,020,000	2,409,697	2,387,003	0	(19,375)	0	(19,375)	0	2,367,628	0	123,638	123,638	86,131	08/01/2023	1FE
	2499999	Subtotal - Bonds - U.S. Political Subdivisions of States, Territories and Possessions					3,674,336	3,020,000	3,620,167	3,562,067	0	(32,457)	0	(32,457)	0	3,529,610	0	144,726	144,726	128,770	XXX	XXX
	3128MJ-VZ-0	FHLMC Pool G08631 MBS 3.000% 03/01/45		06/01/2016	Paydown		22,328	22,328	22,813	22,804	0	(476)	0	(476)	0	22,328	0	0	0	283	03/01/2045	1
	3128PR-LN-7	FHLMC Pool J12133 MBS 4.000% 05/01/25		06/01/2016	Paydown		21,112	21,112	22,105	21,843	0	(731)	0	(731)	0	21,112	0	0	0	351	05/01/2025	1
	3129ZL-YA-7	FHLMC Pool C04305 MBS 3.000% 11/01/42		06/01/2016	Paydown		1,652	1,652	1,723	1,719	0	(67)	0	(67)	0	1,652	0	0	0	20	11/01/2042	1
	3132HQ-DB-5	FHLMC Pool Q13698 MBS 3.000% 12/01/42		06/01/2016	Paydown		1,131	1,131	1,184	1,181	0	(50)	0	(50)	0	1,131	0	0	0	14	12/01/2042	1
	3132HQ-MA-1	FHLMC Pool Q13979 MBS 3.000% 12/01/42		06/01/2016	Paydown		714	714	747	745	0	(31)	0	(31)	0	714	0	0	0	9	12/01/2042	1
	3132JA-PW-9	FHLMC Pool Q19036 MBS 3.500% 06/01/43		06/01/2016	Paydown		7,941	7,941	8,231	8,229	0	(288)	0	(288)	0	7,941	0	0	0	110	06/01/2043	1
	3132OL-AJ-2	FHLMC Pool Q30008 MBS 3.500% 12/01/44		06/01/2016	Paydown		146,487	146,487	152,690	152,567	0	(6,080)	0	(6,080)	0	146,487	0	0	0	2,370	12/01/2044	1
	3132OM-QF-1	FHLMC Pool Q31353 MBS 3.500% 02/01/45		06/01/2016	Paydown		226,112	226,112	237,029	236,849	0	(10,737)	0	(10,737)	0	226,112	0	0	0	3,165	02/01/2045	1
	3132QP-H9-8	FHLMC Pool Q32955 MBS 3.000% 04/01/45		06/01/2016	Paydown		82,131	82,131	83,466	83,442	0	(1,311)	0	(1,311)	0	82,131	0	0	0	1,152	04/01/2045	1
	3132QQ-TV-4	FHLMC Pool Q34163 MBS 3.500% 06/01/45		06/01/2016	Paydown		16,556	16,556	17,147	17,143	0	(587)	0	(587)	0	16,556	0	0	0	231	06/01/2045	1
	3132QR-TW-0	FHLMC Pool FG Q35064 MBS 3.500% 08/01/45		06/01/2016	Paydown		1,626	1,626	1,695	1,695	0	(69)	0	(69)	0	1,626	0	0	0	24	08/01/2045	1
	3136AN-QF-8	FNMA 2015-22 HT CMO 3.000% 04/25/45		06/01/2016	Paydown		29,312	29,312	30,517	30,398	0	(1,085)	0	(1,085)	0	29,312	0	0	0	364	04/25/2045	1
	3137BG-QJ-1	FHLMC Series 4456 CMO 3.500% 05/15/44		06/01/2016	Paydown		26,908	26,908	28,758	28,565	0	(1,657)	0	(1,657)	0	26,908	0	0	0	387	05/15/2044	1
	3137BH-YG-6	FHLMC Series 4477 CMO 3.500% 07/15/44		06/01/2016	Paydown		55,013	55,013	58,348	58,320	0	(3,307)	0	(3,307)	0	55,013	0	0	0	795	07/15/2044	1
	3137EA-DB-2	FHLMC Note Non Call 2.375% 01/13/22		05/26/2016	Goldman Sachs		1,432,534	1,375,000	1,416,976	1,408,620	0	(2,131)	0	(2,131)	0	1,406,489	0	26,044	26,044	28,484	01/13/2022	1
	3138A2-BQ-1	FNMA Pool AH0946 MBS 4.000% 12/01/40		06/01/2016	Paydown		2,073	2,073	2,179	2,174	0	(101)	0	(101)	0	2,073	0	0	0	34	12/01/2040	1
	3138A7-F6-0	FNMA Pool AH5588 MBS 5.000% 02/01/41		06/01/2016	Paydown		87,988	87,988	96,402	96,150	0	(8,162)	0	(8,162)	0	87,988	0	0	0	1,976	02/01/2041	1
	3138AB-YD-2	FNMA Pool AH7007 MBS 4.000% 03/01/41		06/01/2016	Paydown		6,014	6,014	6,330	6,316	0	(302)	0	(302)	0	6,014	0	0	0	103	03/01/2041	1
	3138AM-3U-7	FNMA Pool A18010 MBS 3.500% 08/01/26		06/01/2016	Paydown		7,076	7,076	7,459	7,371	0	(295)	0	(295)	0	7,076	0	0	0	104	08/01/2026	1
	3138AS-3B-6	FNMA Pool AJ1693 MBS 4.500% 09/01/41		06/01/2016	Paydown		29,714	29,714	32,073	32,007	0	(2,293)	0	(2,293)	0	29,714	0	0	0	536	09/01/2041	1
	3138AV-EN-9	FNMA Pool AJ4640 MBS 4.000% 10/01/41		06/01/2016	Paydown		2,638	2,638	2,784	2,777	0	(139)	0	(139)	0	2,638	0	0	0	45	10/01/2041	1
	3138EO-RK-7	FNMA Pool AJ7689 MBS 4.000% 12/01/41		06/01/2016	Paydown		4,928	4,928	5,191	5,179	0	(250)	0	(250)	0	4,928	0	0	0	82	12/01/2041	1
	3138EH-3V-2	FNMA Pool AL1711 MBS 4.500% 08/01/41		06/01/2016	Paydown		58,201	58,201	62,485	62,349	0	(4,148)	0	(4,148)	0	58,201	0	0	0	1,118	08/01/2041	1
	3138EH-FB-3	FNMA Pool AL1061 MBS 4.000% 02/01/41		06/01/2016	Paydown		8,915	8,915	9,386	9,364	0	(448)	0	(448)	0	8,915	0	0	0	146	02/01/2041	1
	3138EJ-LA-4	FNMA Pool AL2120 MBS 4.000% 02/01/41		06/01/2016	Paydown		7,861	7,861	8,284	8,263	0	(402)	0	(402)	0	7,861	0	0	0	132	02/01/2041	1
	3138EM-Y3-9	FNMA Pool AL5229 MBS 5.000% 01/01/44		06/01/2016	Paydown		17,470	17,470	19,394	19,390	0	(1,921)	0	(1,921)	0	17,470	0	0	0	366	01/01/2044	1
	3138EN-Y8-6	FNMA Pool AL6134 MBS 3.000% 09/01/43		06/01/2016	Paydown		25,760	25,760	26,018	26,015	0	(256)	0	(256)	0	25,760	0	0	0	331	09/01/2043	1
	3138LR-Q5-4	FNMA Pool A01375 MBS 3.500% 08/01/42		06/01/2016	Paydown		9,466	9,466	10,017	9,983	0	(516)	0	(516)	0	9,466	0	0	0	125	08/01/2042	1
	3138LY-HB-6	FNMA Pool A07425 MBS 3.500% 08/01/42		06/01/2016	Paydown		805	805	849	852	0	(44)	0	(44)	0	805	0	0	0	11	08/01/2042	1
	3139M1-JG-4	FNMA Pool A09262 MBS 3.500% 07/01/42		06/01/2016	Paydown		5,517	5,517	5,819	5,800	0	(284)	0	(284)	0	5,517	0	0	0	67	07/01/2042	1
	3139MH-3J-0	FNMA Pool A02600 MBS 3.500% 12/01/42		06/01/2016	Paydown		279	279	300	299	0	(20)	0	(20)	0	279	0	0	0	4	12/01/2042	1
	3139ML-FS-8	FNMA Pool A04676 MBS 3.500% 11/01/42		06/01/2016	Paydown		1,048	1,048	1,123	1,119	0	(72)	0	(72)	0	1,048	0	0	0	16	11/01/2042	1
	3139MN-R2-8	FNMA Pool A06804 MBS 3.500% 11/01/42		06/01/2016	Paydown		405	405	435	433	0	(28)	0	(28)	0	405	0	0	0	6	11/01/2042	1
	3139MS-A4-1	FNMA Pool A09926 MBS 3.000% 12/01/42		06/01/2016	Paydown		474	474	498	497	0	(23)	0	(23)	0	474	0	0	0	6	12/01/2042	1
	3139NW-XS-3	FNMA Pool A06888 MBS 3.000% 12/01/42		06/01/2016	Paydown		312	312	327	326	0	(15)	0	(15)	0	312	0	0	0	4	12/01/2042	1
	3139W3-LR-2	FNMA Pool A05735 MBS 3.500% 02/01/43		06/01/2016	Paydown		27,160	27,160	28,208	28,159	0	(999)	0	(999)	0	27,160	0	0	0	396	02/01/2043	1
	3139W9-SE-1	FNMA Pool AS0516 MBS 3.000% 09/01/43		06/01/2016	Paydown		9,853	9,853	9,898	9,898	0	(45)	0	(45)	0	9,853	0	0	0	118	09/01/2043	1
	3139WA-PE-1																					

STATEMENT AS OF JUNE 30, 2016 OF THE UnitedHealthcare Community Plan of Ohio, Inc.

SCHEDULE D - PART 4

Show All Long-Term Bonds and Stock Sold, Redeemed or Otherwise Disposed of During the Current Quarter

1	2	3	4	5	6	7	8	9	10	Change In Book/Adjusted Carrying Value					16	17	18	19	20	21	22
										11	12	13	14	15							
CUSIP Ident- ification	Description	For- eign	Disposal Date	Name of Purchaser	Number of Shares of Stock	Consid- eration	Par Value	Actual Cost	Prior Year Book/ Adjusted Carrying Value	Unrealized Valuation Increase/ (Decrease)	Current Year's (Amor- tization)/ Accretion	Current Year's Other Than Temporary Impairment Recogn- ized	Total Change in Book/ Adjusted Carrying Value (11 + 12 - 13)	Total Foreign Exchange Change in Book /Adjusted Carrying Value	Book/ Adjusted Carrying Value at Disposal Date	Foreign Exchange Gain (Loss) on Disposal	Realized Gain (Loss) on Disposal	Total Gain (Loss) on Disposal	Bond Interest/ Stock Dividends Received During Year	Stated Con- tractual Maturity Date	NAIC Desig- nation or Market In- dicator (a)
3138WB-EL-5	FNMA Pool AS1938 MBS 5.000% 03/01/44		06/01/2016	Paydown		33,817	33,817	37,769	37,719	.0	(3,902)	.0	(3,902)	.0	33,817	.0	.0	.0	.701	03/01/2044	1
3138WB-UC-7	FNMA Pool AS2378 MBS 3.500% 05/01/44		06/01/2016	Paydown		3,323	3,323	3,402	3,400	.0	(77)	.0	(77)	.0	3,323	.0	.0	.0	.50	05/01/2044	1
3138WD-6L-0	FNMA Pool AS4474 MBS 3.000% 02/01/45		06/01/2016	Paydown		49,305	49,305	49,793	49,793	.0	(488)	.0	(488)	.0	49,305	.0	.0	.0	.588	02/01/2045	1
3138WD-N6-4	FNMA Pool AS4012 MBS 3.500% 12/01/44		06/01/2016	Paydown		18,997	18,997	19,829	19,813	.0	(817)	.0	(817)	.0	18,997	.0	.0	.0	.278	12/01/2044	1
3138WV-FU-0	FNMA Pool AT7378 MBS 4.500% 10/01/43		06/01/2016	Paydown		50,148	50,148	54,027	53,939	.0	(3,791)	.0	(3,791)	.0	50,148	.0	.0	.0	.859	10/01/2043	1
3138XH-7G-0	FNMA Pool AV6294 MBS 4.000% 12/01/43		06/01/2016	Paydown		59,435	59,435	62,426	62,357	.0	(2,921)	.0	(2,921)	.0	59,435	.0	.0	.0	.990	12/01/2043	1
3138YE-HD-2	FNMA Pool AY1127 MBS 3.500% 04/01/45		06/01/2016	Paydown		4,177	4,177	4,348	4,346	.0	(169)	.0	(169)	.0	4,177	.0	.0	.0	.60	04/01/2045	1
3138YN-MS-3	FNMA Pool AY8468 MBS 4.000% 08/01/45		06/01/2016	Paydown		29,404	29,404	31,370	31,359	.0	(1,955)	.0	(1,955)	.0	29,404	.0	.0	.0	.574	08/01/2045	1
3138YN-RB-5	FNMA Pool AY8581 MBS 3.500% 08/01/45		06/01/2016	Paydown		15,526	15,526	16,188	16,183	.0	(657)	.0	(657)	.0	15,526	.0	.0	.0	.266	08/01/2045	1
3138YX-TH-8	FNMA Pool AZ5951 MBS 4.000% 10/01/45		06/01/2016	Paydown		2,498	2,498	2,665	2,664	.0	(166)	.0	(166)	.0	2,498	.0	.0	.0	.41	10/01/2045	1
3139BQ-TE-7	FHLMC FHR 3747 HG CMO 2.400% 07/15/37		06/01/2016	Paydown		48,620	48,620	49,395	48,961	.0	(341)	.0	(341)	.0	48,620	.0	.0	.0	.485	07/15/2037	1
3140E0-6Q-3	FNMA Pool AZ8078 MBS 3.500% 08/01/45		06/01/2016	Paydown		458	458	476	476	.0	(18)	.0	(18)	.0	458	.0	.0	.0	.7	08/01/2045	1
3140EG-B2-1	FNMA Pool BA6516 MBS 3.500% 12/01/45		06/01/2016	Paydown		3,310	3,310	3,466	.0	.0	(157)	.0	(157)	.0	3,310	.0	.0	.0	.19	12/01/2045	1
31416B-RB-6	FNMA Pool 995182 MBS 5.500% 06/01/20		06/01/2016	Paydown		3,674	3,674	4,018	3,867	.0	(193)	.0	(193)	.0	3,674	.0	.0	.0	.84	06/01/2020	1
31417A-4Z-9	FNMA Pool AB4439 MBS 3.500% 02/01/42		06/01/2016	Paydown		981	981	1,039	1,035	.0	(54)	.0	(54)	.0	981	.0	.0	.0	.14	02/01/2042	1
31417A-QE-2	FNMA Pool AB4052 MBS 4.000% 12/01/41		06/01/2016	Paydown		16,038	16,038	17,098	17,090	.0	(1,051)	.0	(1,051)	.0	16,038	.0	.0	.0	.275	12/01/2041	1
31418V-CB-6	FNMA Pool AD7265 MBS 4.000% 07/01/25		06/01/2016	Paydown		13,896	13,896	14,551	14,376	.0	(481)	.0	(481)	.0	13,896	.0	.0	.0	.209	07/01/2025	1
31419H-A2-8	FNMA Pool AE6324 MBS 4.000% 11/01/25		06/01/2016	Paydown		9,015	9,015	9,588	9,439	.0	(425)	.0	(425)	.0	9,015	.0	.0	.0	.156	11/01/2025	1
64986A-UZ-2	06/15/16		06/15/2016	Maturity		500,000	500,000	586,595	507,306	.0	(7,306)	.0	(7,306)	.0	500,000	.0	.0	.0	.12,500	06/15/2016	1FE
812728-TM-5	SEATTLE WA WTR S Rev Bond Non Call 5.000% 05/01/23		06/02/2016	Morgan Stanley		308,070	250,000	301,023	297,895	.0	(2,623)	.0	(2,623)	.0	295,272	.0	12,798	12,798	.7,500	05/01/2023	1FE
3199999	Subtotal - Bonds - U.S. Special Revenues					3,578,218	3,462,614	3,711,109	3,613,967	0	(78,061)	0	(78,061)	0	3,539,375	0	38,842	38,842	69,508	XXX	XXX
00214J-AC-4	ARI FLEET LEASE ARIFL 2014-A A2 ABS Prv Plc 0.810% 11/15/22		06/15/2016	Paydown		68,812	68,812	68,810	68,811	.0	.1	.0	.1	.0	68,812	.0	.0	.0	.229	11/15/2022	1FE
03063X-AF-2	Americredit Auto Rec Tr AMCAR 2012-4 C ABS 1.930% 08/08/18		06/08/2016	Paydown		61,448	61,448	61,439	61,447	.0	.1	.0	.1	.0	61,448	.0	.0	.0	.489	08/08/2018	1FE
03064X-AE-4	Americredit Auto Rec Tr AMCAR 2012-5 C ABS 1.690% 11/08/18		06/08/2016	Paydown		17,588	17,588	17,584	17,588	.0	.0	.0	.0	.0	17,588	.0	.0	.0	.123	11/08/2018	1FE
057224-AY-3	Baker Hughes Inc Corp Note MW 50BP 7.500% 11/15/18		06/10/2016	Redemption 114.2120		114,212	100,000	124,213	109,288	.0	(1,359)	.0	(1,359)	.0	107,928	.0	6,284	6,284	4,271	11/15/2018	1FE
073945-AE-7	Bear Stearns BSOMS 2007-T28 A4 CMBS 5.742% 09/11/42		06/01/2016	Paydown		14,008	14,008	14,833	14,118	.0	(111)	.0	(111)	.0	14,008	.0	.0	.0	.373	09/11/2042	1FM
097023-BG-9	BOEING CO Corp Note MW 2.350% 10/30/21		06/21/2016	Merrill Lynch		433,965	420,000	414,645	415,477	.0	346	.0	346	.0	415,824	.0	18,141	18,141	6,416	10/30/2021	1FE
12591V-AA-9	COMM MORTGAGE TR COMM 2014 CR16 A1 CMBS 1.445% 02/10/19		06/01/2016	Paydown		41,237	41,237	41,236	41,229	.0	.8	.0	.8	.0	41,237	.0	.0	.0	.249	02/10/2019	1FM
12594B-AA-0	CNH Equipment Tr CNH 2016-A A1 ABS 0.670% 03/10/17		06/15/2016	Paydown		241,553	241,553	241,553	.0	.0	.0	.0	.0	.0	241,553	.0	.0	.0	.397	03/10/2017	1FE
149123-CC-3	CATERPILLAR INC Corp Note Call MW 3.400% 05/15/24		05/06/2016	Millennium Advisors		383,339	360,000	365,854	365,612	.0	(218)	.0	(218)	.0	365,394	.0	17,945	17,945	5,984	05/15/2024	1FE
17322M-AS-5	Citigroup Commercial Mtge Tr CGOINT 2014-GC21 A1 CMBS 1.242% 05/10/47		06/01/2016	Paydown		32,286	32,286	32,285	32,280	.0	.5	.0	.5	.0	32,286	.0	.0	.0	.168	05/10/2047	1FM
198280-AA-7	COLUMBIA PIPELIN Corp Note MW Prv Plc 2.450% 06/01/18		05/13/2016	Tax Free Exchange		399,935	400,000	399,904	399,924	.0	.11	.0	.11	.0	399,935	.0	.0	.0	4,410	06/01/2018	2FE
24422E-SP-5	JOHN DEERE CAP Corp Note Non Call 3.350% 06/12/24		06/03/2016	Barclays Group Inc.		191,018	180,000	182,052	181,970	.0	(89)	.0	(89)	.0	181,881	.0	9,136	9,136	2,948	06/12/2024	1FE
25470D-AC-3	DISCOVERY COMMUN Corp Note MW 30BP 5.050% 06/01/20		06/15/2016	Jefferys and Company		262,740	240,000	264,528	257,245	.0	(1,709)	.0	(1,709)	.0	255,536	.0	7,204	7,204	6,700	06/01/2020	2FE
26207Y-AA-9	Drive Auto Recei DRIVE 2016-AA A1 ABS Prv Plc 0.800% 06/17/19		05/15/2016	Call 100.0000		62,665	62,665	62,665	.0	.0	.0	.0	.0	.0	62,665	.0	.0	.0	.152	06/17/2019	1FE
26207Y-AA-9	Drive Auto Recei DRIVE 2016-AA A1 ABS Prv Plc 0.800% 06/17/19		04/15/2016	Paydown		196,532	196,532	196,532	.0	.0	.0	.0	.0	.0	196,532	.0	.0	.0	.345	06/17/2019	1FE
29372E-BB-3	Enterprise Fleet EFF 2014-1 A2 ABS Prv Plc 0.870% 09/20/19		06/20/2016	Paydown		43,809	43,809	43,807	43,808	.0	.1	.0	.1	.0	43,809	.0	.0	.0	.159	09/20/2019	1FE
29379V-BH-5	ENTERPRISE PRODU Corp Note Call MW 3.700% 02/15/26		05/05/2016	Goldman Sachs		483,474	475,000	473,266	473,334	.0	.49	.0	.49	.0	473,382	.0	10,092	10,092	12,937	02/15/2026	2FE

STATEMENT AS OF JUNE 30, 2016 OF THE UnitedHealthcare Community Plan of Ohio, Inc.

SCHEDULE D - PART 4

Show All Long-Term Bonds and Stock Sold, Redeemed or Otherwise Disposed of During the Current Quarter

1	2	3	4	5	6	7	8	9	10	Change In Book/Adjusted Carrying Value					16	17	18	19	20	21	22
										11	12	13	14	15							
CUSIP Identification	Description	For- eign	Disposal Date	Name of Purchaser	Number of Shares of Stock	Consid- eration	Par Value	Actual Cost	Prior Year Book/ Adjusted Carrying Value	Unrealized Valuation Increase/ (Decrease)	Current Year's (Amor- tization)/ Accretion	Current Year's Other Than Temporary Impairment Recog- nized	Total Change in Book/ Adjusted Carrying Value (11 + 12 - 13)	Total Foreign Exchange Change in Book /Adjusted Carrying Value	Book/ Adjusted Carrying Value at Disposal Date	Foreign Exchange Gain (Loss) on Disposal	Realized Gain (Loss) on Disposal	Total Gain (Loss) on Disposal	Bond Interest/ Stock Dividends Received During Year	Stated Con- tractual Maturity Date	NAIC Desig- nation or Market In- dicator (a)
39153V-BK-9	GREAT AMERICA LE GALC 2013-1 A4 ABS Prv Plc 1.160% 05/15/18		06/15/2016	Paydown		46,151	46,151	46,145	46,150	0	1	0	1	0	46,151	0	0	0	223	05/15/2018	1FE
46639N-AL-5	JPMBB COMMERCIAL JPMBB 2013-C12 A1 CMBS 1.085% 07/15/45		06/01/2016	Paydown		39,641	39,641	39,625	39,624	0	16	0	16	0	39,641	0	0	0	180	07/15/2045	1FM
46640L-AA-0	JPMBB 2013-C14 A1 JPMBB 2013-C14 A1 CMBS 1.260% 08/15/46		06/01/2016	Paydown		22,590	22,590	22,590	22,590	0	0	0	0	0	22,590	0	0	0	119	08/15/2046	1FM
46643G-AA-8	JPMBB COMMERCIAL JPMBB 2014-C24 A1 CMBS 1.539% 11/15/47		06/01/2016	Paydown		25,944	25,944	25,944	25,938	0	6	0	6	0	25,944	0	0	0	166	11/15/2047	1FM
493268-BY-1	Keycorp Student Loan Tr KSLT 2004-A 2A2 ABS 0.934% 10/28/41		04/27/2016	Paydown		13,288	13,288	13,178	13,249	0	39	0	39	0	13,288	0	0	0	52	10/28/2041	1FE
50116R-AB-2	KUBOTA CREDIT OW KCOT 2015-1A A2 ABS Prv Plc 0.940% 12/15/17		06/15/2016	Paydown		94,456	94,456	94,456	94,456	0	0	0	0	0	94,456	0	0	0	369	12/15/2017	1FE
61690G-AA-9	MORGAN STANLEY B MSBAM 2014-C14 A1 CMBS 1.250% 02/15/47		06/01/2016	Paydown		24,875	24,875	24,875	24,868	0	7	0	7	0	24,875	0	0	0	130	02/15/2047	1FM
61754J-AF-5	Morgan Stanley MSC 2007-R27 A4 CMBS 5.820% 06/11/42		06/01/2016	Paydown		5,336	5,336	5,700	5,521	0	(185)	0	(185)	0	5,336	0	0	0	150	06/11/2042	1FM
61761Q-AB-9	Morgan Stanley Baml Tr MSBAM 2013-C8 A2 CMBS 1.689% 12/15/48		06/01/2016	Paydown		4,025	4,025	4,065	4,041	0	(16)	0	(16)	0	4,025	0	0	0	28	12/15/2048	1FM
61763K-AW-4	MORGAN STANLEY BAML TRUST MSBAM 2014-C15 A1 CMBS 1.313% 04/15/47		06/01/2016	Paydown		28,599	28,599	28,598	28,591	0	8	0	8	0	28,599	0	0	0	157	04/15/2047	1FM
63940F-AA-5	Navient Student NAVSL 2016-2 A1 ABS Prv Plc 1.203% 06/25/65		06/27/2016	Paydown		65,216	65,216	65,216	0	0	0	0	0	0	65,216	0	0	0	177	06/25/2065	1FE
80282V-AF-9	SANTANDER DRIVE SDART 2012-2 D ABS 3.870% 02/15/18		06/15/2016	Paydown		114,368	114,368	120,113	114,694	0	(327)	0	(327)	0	114,368	0	0	0	1,810	02/15/2018	1FE
80283C-AE-3	Santander Drive Auto SDART 2012-6 C ABS 1.940% 03/15/18		06/15/2016	Paydown		13,798	13,798	13,796	13,797	0	0	0	0	0	13,798	0	0	0	110	03/15/2018	1FE
90270V-BC-2	UBS-BARCLAYS COM UBSBB 2013-C5 A1 CMBS 0.779% 03/10/46		06/01/2016	Paydown		17,182	17,182	17,182	17,180	0	3	0	3	0	17,182	0	0	0	56	03/10/2046	1FM
927804-FS-8	VIRGINIA EL&PWIR Corp Note Call MW 3.100% 05/15/25		05/24/2016	Goldman Sachs		1,803,039	1,745,000	1,742,173	1,742,330	0	100	0	100	0	1,742,430	0	60,609	60,609	28,851	05/15/2025	1FE
92936J-AZ-7	WF-RBS Comm Mtg WFRBS 2011-C5 A2 CMBS 2.684% 11/15/44		06/01/2016	Paydown		51,822	51,822	52,339	51,851	0	(30)	0	(30)	0	51,822	0	0	0	592	11/15/2044	1FM
92937F-AA-9	WF-RBS Comm Mtg WFRBS 2013-C12 A1 CMBS 0.735% 03/15/48		06/01/2016	Paydown		8,489	8,489	8,489	8,487	0	2	0	2	0	8,489	0	0	0	23	03/15/2048	1FM
94973V-BH-9	WELLPOINT INC Corp Note MW 70BP 2.250% 08/15/19		06/01/2016	Wachovia Bank		362,383	360,000	359,168	359,389	0	70	0	70	0	359,459	0	2,927	2,927	6,548	08/15/2019	2FE
00080Q-AE-5	ABN AMRO BANK NV Corp Note Non Call Prv Plc 1.090% 06/06/16	F	06/06/2016	Maturity		540,000	540,000	540,000	540,000	0	0	0	0	0	540,000	0	0	0	2,604	06/06/2016	1FE
002799-AS-3	ABBEY NATL TREAS Corp Note Non Call 1.037% 09/29/17	F	06/01/2016	Tax Free Exchange		550,000	550,000	550,000	550,000	0	0	0	0	0	550,000	0	0	0	2,425	09/29/2017	1FE
034863-AL-4	ANGLO AMERICAN Corp Note Non Call Prv Plc 1.578% 04/15/16	F	04/15/2016	Maturity		200,000	200,000	200,000	200,000	0	0	0	0	0	200,000	0	0	0	1,444	04/15/2016	3FE
3899999. Subtotal - Bonds - Industrial and Miscellaneous (Unaffiliated)						7,079,823	6,925,718	6,978,858	6,384,887	0	(3,370)	0	(3,370)	0	6,947,487	0	132,338	132,338	92,564	XXX	XXX
8399997. Total - Bonds - Part 4						22,460,378	20,643,706	22,462,614	21,517,955	0	(161,551)	0	(161,551)	0	21,925,843	0	534,536	534,536	460,994	XXX	XXX
8399998. Total - Bonds - Part 5						XXX	XXX	XXX	XXX	XXX	XXX	XXX	XXX	XXX	XXX	XXX	XXX	XXX	XXX	XXX	XXX
8399999. Total - Bonds						22,460,378	20,643,706	22,462,614	21,517,955	0	(161,551)	0	(161,551)	0	21,925,843	0	534,536	534,536	460,994	XXX	XXX
8999997. Total - Preferred Stocks - Part 4						0	XXX	0	0	0	0	0	0	0	0	0	0	0	0	XXX	XXX
8999998. Total - Preferred Stocks - Part 5						XXX	XXX	XXX	XXX	XXX	XXX	XXX	XXX	XXX	XXX	XXX	XXX	XXX	XXX	XXX	XXX
8999999. Total - Preferred Stocks						0	XXX	0	0	0	0	0	0	0	0	0	0	0	0	XXX	XXX
9799997. Total - Common Stocks - Part 4						0	XXX	0	0	0	0	0	0	0	0	0	0	0	0	XXX	XXX
9799998. Total - Common Stocks - Part 5						XXX	XXX	XXX	XXX	XXX	XXX	XXX	XXX	XXX	XXX	XXX	XXX	XXX	XXX	XXX	XXX
9799999. Total - Common Stocks						0	XXX	0	0	0	0	0	0	0	0	0	0	0	0	XXX	XXX
9899999. Total - Preferred and Common Stocks						0	XXX	0	0	0	0	0	0	0	0	0	0	0	0	XXX	XXX
9999999 - Totals						22,460,378	XXX	22,462,614	21,517,955	0	(161,551)	0	(161,551)	0	21,925,843	0	534,536	534,536	460,994	XXX	XXX

(a) For all common stock bearing the NAIC market indicator "U" provide: the number of such issues.....0

Schedule DB - Part A - Section 1 - Options, Caps, Floors, Collars, Swaps and Forwards Open  
**N O N E**

Schedule DB - Part B - Section 1 - Futures Contracts Open  
**N O N E**

Schedule DB - Part B - Section 1B - Brokers with whom cash deposits have been made  
**N O N E**

Schedule DB - Part D - Section 1 - Counterparty Exposure for Derivative Instruments Open  
**N O N E**

Schedule DB - Part D-Section 2 - Collateral for Derivative Instruments Open - Pledged By  
**N O N E**

Schedule DB - Part D-Section 2 - Collateral for Derivative Instruments Open - Pledged To  
**N O N E**

Schedule DL - Part 1 - Reinvested Collateral Assets Owned  
**N O N E**

Schedule DL - Part 2 - Reinvested Collateral Assets Owned  
**N O N E**

## SCHEDULE E - PART 1 - CASH

[illegible]

Schedule E - Part 2 - Cash Equivalents - Investments Owned End of Current Quarter  
**N O N E**