



HEALTH QUARTERLY STATEMENT

AS OF MARCH 31, 2016  
OF THE CONDITION AND AFFAIRS OF THE

UnitedHealthcare of Ohio, Inc.

NAIC Group Code 0707 (Current) 0707 (Prior) NAIC Company Code 95186 Employer's ID Number 31-1142815

Organized under the Laws of Ohio, State of Domicile or Port of Entry Ohio

Country of Domicile United States of America

Licensed as business type: Health Maintenance Organization

Is HMO Federally Qualified? Yes [ ] No [ X ]

Incorporated/Organized 05/14/1985 Commenced Business 08/06/1985

Statutory Home Office OH020-3010, 9200 Worthington Road (Street and Number), Westerville, OH, US 43082-8823 (City or Town, State, Country and Zip Code)

Main Administrative Office OH020-3010, 9200 Worthington Road (Street and Number), Westerville, OH, US 43082-8823 (City or Town, State, Country and Zip Code), 614-410-7000 (Area Code) (Telephone Number)

Mail Address OH020-3010, 9200 Worthington Road (Street and Number or P.O. Box), Westerville, OH, US 43082-8823 (City or Town, State, Country and Zip Code)

Primary Location of Books and Records MN017-E900, 9700 Health Care Lane (Street and Number), Minnetonka, MN, US 55343 (City or Town, State, Country and Zip Code), 847-619-3670 (Area Code) (Telephone Number)

Internet Website Address www.uhc.com

Statutory Statement Contact Christopher Randall Iseicz (Name), 410-949-2169 (Area Code) (Telephone Number), chris\_iseicz@uhc.com (E-mail Address), 443-524-8961 (FAX Number)

OFFICERS

President Richard Gordon Dunlop

Treasurer Robert Worth Oberrender

Secretary David Keith Hill #

Chief Financial Officer William Joseph Hnath

OTHER

Nyle Brent Cottingham, Vice President

Robert Charles Falkenberg, Chief Executive Officer, Commercial

Heather Anastasia Lang Jacobsen, Assistant Secretary

Michelle Marie Huntley, Assistant Secretary

DIRECTORS OR TRUSTEES

Richard Gordon Dunlop

Robert Charles Falkenberg

David Scott Luby

William Joseph Hnath

State of County of

State of County of

State of County of

The officers of this reporting entity being duly sworn, each depose and say that they are the described officers of said reporting entity, and that on the reporting period stated above, all of the herein described assets were the absolute property of the said reporting entity, free and clear from any liens or claims thereon, except as herein stated, and that this statement, together with related exhibits, schedules and explanations therein contained, annexed or referred to, is a full and true statement of all the assets and liabilities and of the condition and affairs of the said reporting entity as of the reporting period stated above, and of its income and deductions therefrom for the period ended, and have been completed in accordance with the NAIC Annual Statement Instructions and Accounting Practices and Procedures manual except to the extent that: (1) state law may differ; or, (2) that state rules or regulations require differences in reporting not related to accounting practices and procedures, according to the best of their information, knowledge and belief, respectively. Furthermore, the scope of this attestation by the described officers also includes the related corresponding electronic filing with the NAIC, when required, that is an exact copy (except for formatting differences due to electronic filing) of the enclosed statement. The electronic filing may be requested by various regulators in lieu of or in addition to the enclosed statement.

Richard Gordon Dunlop  
President

Robert Worth Oberrender  
Treasurer

William Joseph Hnath  
Chief Financial Officer

Subscribed and sworn to before me this day of

Subscribed and sworn to before me this day of

Subscribed and sworn to before me this day of

- a. Is this an original filing?..... Yes [ X ] No [ ]
- b. If no,
1. State the amendment number.....
2. Date filed.....
3. Number of pages attached.....

ASSETS

	Current Statement Date			4 December 31 Prior Year Net Admitted Assets
	1 Assets	2 Nonadmitted Assets	3 Net Admitted Assets (Cols. 1 - 2)	
1. Bonds .....	38,231,204	0	38,231,204	94,041,581
2. Stocks:				
2.1 Preferred stocks .....	525,445	0	525,445	528,910
2.2 Common stocks .....	0	0	0	0
3. Mortgage loans on real estate:				
3.1 First liens .....	0	0	0	0
3.2 Other than first liens.....	0	0	0	0
4. Real estate:				
4.1 Properties occupied by the company (less \$ .....0 encumbrances) .....	0	0	0	0
4.2 Properties held for the production of income (less \$ .....0 encumbrances) .....	0	0	0	0
4.3 Properties held for sale (less \$ .....0 encumbrances) .....	0	0	0	0
5. Cash (\$ .....(350,127) ), cash equivalents (\$ .....249,964 ) and short-term investments (\$ .....30,379,292 ) .....	30,279,129	0	30,279,129	16,073,735
6. Contract loans (including \$ .....0 premium notes) .....	0	0	0	0
7. Derivatives .....	0	0	0	0
8. Other invested assets .....	0	0	0	0
9. Receivables for securities .....	2,744	0	2,744	25,633
10. Securities lending reinvested collateral assets .....	0	0	0	0
11. Aggregate write-ins for invested assets .....	0	0	0	0
12. Subtotals, cash and invested assets (Lines 1 to 11) .....	69,038,522	0	69,038,522	110,669,859
13. Title plants less \$ .....0 charged off (for Title insurers only) .....	0	0	0	0
14. Investment income due and accrued .....	339,305	0	339,305	745,388
15. Premiums and considerations:				
15.1 Uncollected premiums and agents' balances in the course of collection .....	1,417,490	570,525	846,965	338,686
15.2 Deferred premiums, agents' balances and installments booked but deferred and not yet due (including \$ .....0 earned but unbilled premiums) .....	0	0	0	0
15.3 Accrued retrospective premiums (\$ .....0 ) and contracts subject to redetermination (\$ .....30,956,638 ) .....	30,956,638	0	30,956,638	29,963,253
16. Reinsurance:				
16.1 Amounts recoverable from reinsurers .....	1,123,149	0	1,123,149	1,354,078
16.2 Funds held by or deposited with reinsured companies .....	0	0	0	0
16.3 Other amounts receivable under reinsurance contracts .....	0	0	0	0
17. Amounts receivable relating to uninsured plans .....	10,198,440	130,679	10,067,761	11,711,422
18.1 Current federal and foreign income tax recoverable and interest thereon .....	0	0	0	1,603,560
18.2 Net deferred tax asset .....	5,856,075	0	5,856,075	5,892,458
19. Guaranty funds receivable or on deposit .....	0	0	0	0
20. Electronic data processing equipment and software .....	0	0	0	0
21. Furniture and equipment, including health care delivery assets (\$ .....0 ) .....	0	0	0	0
22. Net adjustment in assets and liabilities due to foreign exchange rates .....	0	0	0	0
23. Receivables from parent, subsidiaries and affiliates .....	4,566,824	0	4,566,824	0
24. Health care (\$ .....4,868,428 ) and other amounts receivable .....	10,042,955	5,174,527	4,868,428	15,201,113
25. Aggregate write-ins for other than invested assets .....	42,600	22,973	19,627	14,728
26. Total assets excluding Separate Accounts, Segregated Accounts and Protected Cell Accounts (Lines 12 to 25) .....	133,581,998	5,898,704	127,683,294	177,494,545
27. From Separate Accounts, Segregated Accounts and Protected Cell Accounts .....	0	0	0	0
28. Total (Lines 26 and 27)	133,581,998	5,898,704	127,683,294	177,494,545
DETAILS OF WRITE-INS				
1101. ....				
1102. ....				
1103. ....				
1198. Summary of remaining write-ins for Line 11 from overflow page .....	0	0	0	0
1199. Totals (Lines 1101 through 1103 plus 1198)(Line 11 above)	0	0	0	0
2501. Prepaid Expenses .....	22,973	22,973	0	0
2502. Federally-facilitated exchange user fees receivable .....	19,627	0	19,627	14,728
2503. ....				
2598. Summary of remaining write-ins for Line 25 from overflow page .....	0	0	0	0
2599. Totals (Lines 2501 through 2503 plus 2598)(Line 25 above)	42,600	22,973	19,627	14,728

LIABILITIES, CAPITAL AND SURPLUS

	Current Period			Prior Year
	1 Covered	2 Uncovered	3 Total	4 Total
1. Claims unpaid (less \$ 390,024 reinsurance ceded)	17,181,597	0	17,181,597	74,097,442
2. Accrued medical incentive pool and bonus amounts	8,286,949	0	8,286,949	4,669,736
3. Unpaid claims adjustment expenses	172,941	0	172,941	786,908
4. Aggregate health policy reserves, including the liability of \$ 0 for medical loss ratio rebate per the Public Health Service Act	14,697,207	0	14,697,207	13,181,111
5. Aggregate life policy reserves	0	0	0	0
6. Property/casualty unearned premium reserve	0	0	0	0
7. Aggregate health claim reserves	131,866	0	131,866	137,080
8. Premiums received in advance	2,453,082	0	2,453,082	3,196,001
9. General expenses due or accrued	905,789	0	905,789	558,700
10.1 Current federal and foreign income tax payable and interest thereon (including \$ 0 on realized gains (losses))	1,940,350	0	1,940,350	0
10.2 Net deferred tax liability	0	0	0	0
11. Ceded reinsurance premiums payable	61,548	0	61,548	136,524
12. Amounts withheld or retained for the account of others	1,175	0	1,175	1,724
13. Remittances and items not allocated	1,811	0	1,811	13,125
14. Borrowed money (including \$ 0 current) and interest thereon \$ 0 (including \$ 0 current)	0	0	0	0
15. Amounts due to parent, subsidiaries and affiliates	0	0	0	2,152,537
16. Derivatives	0	0	0	0
17. Payable for securities	0	0	0	0
18. Payable for securities lending	0	0	0	0
19. Funds held under reinsurance treaties (with \$ 0 authorized reinsurers, \$ 0 unauthorized reinsurers and \$ 0 certified reinsurers)	0	0	0	0
20. Reinsurance in unauthorized and certified (\$ 0 ) companies	0	0	0	0
21. Net adjustments in assets and liabilities due to foreign exchange rates	0	0	0	0
22. Liability for amounts held under uninsured plans	245,829	0	245,829	60,979
23. Aggregate write-ins for other liabilities (including \$ 8,381 current)	8,381	0	8,381	6,797
24. Total liabilities (Lines 1 to 23)	46,088,525	0	46,088,525	98,998,664
25. Aggregate write-ins for special surplus funds	XXX	XXX	0	625,968
26. Common capital stock	XXX	XXX	37,329,784	37,329,784
27. Preferred capital stock	XXX	XXX	0	0
28. Gross paid in and contributed surplus	XXX	XXX	40,540,129	40,540,129
29. Surplus notes	XXX	XXX	0	0
30. Aggregate write-ins for other than special surplus funds	XXX	XXX	0	0
31. Unassigned funds (surplus)	XXX	XXX	3,724,856	0
32. Less treasury stock, at cost:				
32.1 0 shares common (value included in Line 26 \$ 0 )	XXX	XXX	0	0
32.2 0 shares preferred (value included in Line 27 \$ 0 )	XXX	XXX	0	0
33. Total capital and surplus (Lines 25 to 31 minus Line 32)	XXX	XXX	81,594,769	78,495,881
34. Total liabilities, capital and surplus (Lines 24 and 33)	XXX	XXX	127,683,294	177,494,545
DETAILS OF WRITE-INS				
2301. Unclaimed property	8,381	0	8,381	6,797
2302.				
2303.				
2398. Summary of remaining write-ins for Line 23 from overflow page	0	0	0	0
2399. Totals (Lines 2301 through 2303 plus 2398)(Line 23 above)	8,381	0	8,381	6,797
2501. Section 9010 ACA Subsequent Fee Year Assessment	XXX	XXX	0	625,968
2502.	XXX	XXX		
2503.	XXX	XXX		
2598. Summary of remaining write-ins for Line 25 from overflow page	XXX	XXX	0	0
2599. Totals (Lines 2501 through 2503 plus 2598)(Line 25 above)	XXX	XXX	0	625,968
3001.	XXX	XXX		
3002.	XXX	XXX		
3003.	XXX	XXX		
3098. Summary of remaining write-ins for Line 30 from overflow page	XXX	XXX	0	0
3099. Totals (Lines 3001 through 3003 plus 3098)(Line 30 above)	XXX	XXX	0	0

STATEMENT OF REVENUE AND EXPENSES

	Current Year To Date		Prior Year To Date	Prior Year Ended December 31
	1 Uncovered	2 Total	3 Total	4 Total
1. Member Months .....	XXX	44,765	190,921	747,718
2. Net premium income ( including \$ .....0 non-health premium income).....	XXX	18,064,649	178,617,683	685,861,161
3. Change in unearned premium reserves and reserve for rate credits.....	XXX	6,133	1,056,327	(3,252,478)
4. Fee-for-service (net of \$ .....0 medical expenses).....	XXX	0	0	0
5. Risk revenue .....	XXX	0	0	0
6. Aggregate write-ins for other health care related revenues .....	XXX	0	0	0
7. Aggregate write-ins for other non-health revenues .....	XXX	0	0	0
8. Total revenues (Lines 2 to 7) .....	XXX	18,070,782	179,674,010	682,608,683
<b>Hospital and Medical:</b>				
9. Hospital/medical benefits .....	0	9,901,917	114,878,231	482,690,255
10. Other professional services .....	0	(6,671)	139,839	489,138
11. Outside referrals .....	0	0	0	0
12. Emergency room and out-of-area .....	0	0	0	0
13. Prescription drugs .....	0	1,587,678	9,607,797	31,125,017
14. Aggregate write-ins for other hospital and medical .....	0	0	0	0
15. Incentive pool, withhold adjustments and bonus amounts .....	0	3,724,843	3,607,962	5,758,769
16. Subtotal (Lines 9 to 15) .....	0	15,207,767	128,233,829	520,063,179
<b>Less:</b>				
17. Net reinsurance recoveries .....	0	763,380	108,236	1,536,923
18. Total hospital and medical (Lines 16 minus 17) .....	0	14,444,387	128,125,592	518,526,256
19. Non-health claims (net) .....	0	0	0	0
20. Claims adjustment expenses, including \$ .....337,717 cost containment expenses .....	0	640,915	6,505,471	32,478,263
21. General administrative expenses .....	0	1,772,517	29,771,380	57,136,120
22. Increase in reserves for life and accident and health contracts (including \$ .....0 increase in reserves for life only) .....	0	738,000	0	8,746,290
23. Total underwriting deductions (Lines 18 through 22).....	0	17,595,819	164,402,443	616,886,929
24. Net underwriting gain or (loss) (Lines 8 minus 23) .....	XXX	474,963	15,271,567	65,721,754
25. Net investment income earned .....	0	371,779	1,190,133	4,097,221
26. Net realized capital gains (losses) less capital gains tax of \$ .....337,645 .....	0	572,925	(31,193)	1,514,711
27. Net investment gains (losses) (Lines 25 plus 26) .....	0	944,704	1,158,940	5,611,932
28. Net gain or (loss) from agents' or premium balances charged off [(amount recovered \$ .....80,647 ) (amount charged off \$ .....(569,748) )].....	0	(489,101)	(115,791)	(1,101,186)
29. Aggregate write-ins for other income or expenses .....	0	0	0	0
30. Net income or (loss) after capital gains tax and before all other federal income taxes (Lines 24 plus 27 plus 28 plus 29) .....	XXX	930,566	16,314,715	70,232,500
31. Federal and foreign income taxes incurred .....	XXX	506,070	11,538,927	32,566,635
32. Net income (loss) (Lines 30 minus 31) .....	XXX	424,496	4,775,789	37,665,865
<b>DETAILS OF WRITE-INS</b>				
0601. ....	XXX			
0602. ....	XXX			
0603. ....	XXX			
0698. Summary of remaining write-ins for Line 6 from overflow page .....	XXX	0	0	0
0699. Totals (Lines 0601 through 0603 plus 0698)(Line 6 above) .....	XXX	0	0	0
0701. ....	XXX			
0702. ....	XXX			
0703. ....	XXX			
0798. Summary of remaining write-ins for Line 7 from overflow page .....	XXX	0	0	0
0799. Totals (Lines 0701 through 0703 plus 0798)(Line 7 above) .....	XXX	0	0	0
1401. ....				
1402. ....				
1403. ....				
1498. Summary of remaining write-ins for Line 14 from overflow page .....	0	0	0	0
1499. Totals (Lines 1401 through 1403 plus 1498)(Line 14 above) .....	0	0	0	0
2901. ....				
2902. ....				
2903. ....				
2998. Summary of remaining write-ins for Line 29 from overflow page .....	0	0	0	0
2999. Totals (Lines 2901 through 2903 plus 2998)(Line 29 above) .....	0	0	0	0

STATEMENT OF REVENUE AND EXPENSES (Continued)

	1 Current Year to Date	2 Prior Year to Date	3 Prior Year Ended December 31
CAPITAL AND SURPLUS ACCOUNT			
33. Capital and surplus prior reporting year.....	78,495,881	134,850,948	134,850,948
34. Net income or (loss) from Line 32 .....	424,496	4,775,789	37,665,865
35. Change in valuation basis of aggregate policy and claim reserves .....	0	0	0
36. Change in net unrealized capital gains (losses) less capital gains tax of \$ .....0	(3,466)	10,332	6,604
37. Change in net unrealized foreign exchange capital gain or (loss) .....	0	0	0
38. Change in net deferred income tax .....	(36,383)	(124,667)	3,441,934
39. Change in nonadmitted assets .....	713,737	521,030	(969,470)
40. Change in unauthorized and certified reinsurance .....	0	0	0
41. Change in treasury stock .....	0	0	0
42. Change in surplus notes .....	0	0	0
43. Cumulative effect of changes in accounting principles.....	0	0	0
44. Capital Changes:			
44.1 Paid in .....	0	0	0
44.2 Transferred from surplus (Stock Dividend).....	0	0	0
44.3 Transferred to surplus.....	0	0	0
45. Surplus adjustments:			
45.1 Paid in .....	0	0	(1,459,871)
45.2 Transferred to capital (Stock Dividend) .....	0	0	0
45.3 Transferred from capital .....	0	0	0
46. Dividends to stockholders .....	0	0	(95,040,129)
47. Aggregate write-ins for gains or (losses) in surplus .....	2,000,504	0	0
48. Net change in capital & surplus (Lines 34 to 47) .....	3,098,888	5,182,484	(56,355,067)
49. Capital and surplus end of reporting period (Line 33 plus 48)	81,594,769	140,033,432	78,495,881
DETAILS OF WRITE-INS			
4701. Correction of Errors .....	2,000,504	0	0
4702. ....			
4703. ....			
4798. Summary of remaining write-ins for Line 47 from overflow page .....	0	0	0
4799. Totals (Lines 4701 through 4703 plus 4798)(Line 47 above)	2,000,504	0	0

CASH FLOW

	1 Current Year To Date	2 Prior Year To Date	3 Prior Year Ended December 31
Cash from Operations			
1. Premiums collected net of reinsurance .....	17,595,981	162,787,049	669,561,433
2. Net investment income .....	897,302	1,963,377	7,513,148
3. Miscellaneous income .....	0	0	0
4. Total (Lines 1 to 3) .....	18,493,283	164,750,427	677,074,581
5. Benefit and loss related payments .....	57,491,565	146,916,508	550,936,202
6. Net transfers to Separate Accounts, Segregated Accounts and Protected Cell Accounts .....	0	0	0
7. Commissions, expenses paid and aggregate write-ins for deductions .....	(1,726,352)	18,443,584	87,642,480
8. Dividends paid to policyholders .....	0	0	0
9. Federal and foreign income taxes paid (recovered) net of \$ .....0 tax on capital gains (losses) .....	(1,623,000)	(2,728,000)	32,067,863
10. Total (Lines 5 through 9) .....	54,142,213	162,632,092	670,646,546
11. Net cash from operations (Line 4 minus Line 10) .....	(35,648,930)	2,118,334	6,428,035
Cash from Investments			
12. Proceeds from investments sold, matured or repaid:			
12.1 Bonds .....	61,151,165	4,742,257	147,082,268
12.2 Stocks .....	0	0	0
12.3 Mortgage loans .....	0	0	0
12.4 Real estate .....	0	0	0
12.5 Other invested assets .....	0	0	0
12.6 Net gains or (losses) on cash, cash equivalents and short-term investments .....	(19)	1	(224)
12.7 Miscellaneous proceeds .....	22,889	0	0
12.8 Total investment proceeds (Lines 12.1 to 12.7) .....	61,174,035	4,742,258	147,082,044
13. Cost of investments acquired (long-term only):			
13.1 Bonds .....	4,590,071	6,902,637	52,079,714
13.2 Stocks .....	0	0	0
13.3 Mortgage loans .....	0	0	0
13.4 Real estate .....	0	0	0
13.5 Other invested assets .....	0	0	0
13.6 Miscellaneous applications .....	0	44,009	22,947
13.7 Total investments acquired (Lines 13.1 to 13.6) .....	4,590,071	6,946,646	52,102,661
14. Net increase (or decrease) in contract loans and premium notes .....	0	0	0
15. Net cash from investments (Line 12.8 minus Line 13.7 and Line 14) .....	56,583,964	(2,204,388)	94,979,383
Cash from Financing and Miscellaneous Sources			
16. Cash provided (applied):			
16.1 Surplus notes, capital notes .....	0	0	0
16.2 Capital and paid in surplus, less treasury stock .....	0	0	(1,459,871)
16.3 Borrowed funds .....	0	0	0
16.4 Net deposits on deposit-type contracts and other insurance liabilities .....	0	0	0
16.5 Dividends to stockholders .....	0	0	95,040,129
16.6 Other cash provided (applied) .....	(6,729,640)	(3,952,419)	(2,829,123)
17. Net cash from financing and miscellaneous sources (Line 16.1 through Line 16.4 minus Line 16.5 plus Line 16.6) .....	(6,729,640)	(3,952,419)	(99,329,123)
RECONCILIATION OF CASH, CASH EQUIVALENTS AND SHORT-TERM INVESTMENTS			
18. Net change in cash, cash equivalents and short-term investments (Line 11, plus Lines 15 and 17) ..	14,205,394	(4,038,473)	2,078,295
19. Cash, cash equivalents and short-term investments:			
19.1 Beginning of year .....	16,073,735	13,995,440	13,995,440
19.2 End of period (Line 18 plus Line 19.1) .....	30,279,129	9,956,967	16,073,735

Note: Supplemental disclosures of cash flow information for non-cash transactions:

--	--	--	--

EXHIBIT OF PREMIUMS, ENROLLMENT AND UTILIZATION

	1  Total	Comprehensive (Hospital & Medical)		4  Medicare Supplement	5  Vision Only	6  Dental Only	7  Federal Employees Health Benefit Plan	8  Title XVIII Medicare	9  Title XIX Medicaid	10  Other
		2  Individual	3  Group							
Total Members at end of:										
1. Prior Year .....	61,385	2,998	4,159	0	0	0	0	54,228	0	0
2. First Quarter .....	16,055	11,316	4,739	0	0	0	0	0	0	0
3. Second Quarter .....	0	0	0	0	0	0	0	0	0	0
4. Third Quarter .....	0	0	0	0	0	0	0	0	0	0
5. Current Year	0	0	0	0	0	0	0	0	0	0
6. Current Year Member Months	44,765	29,913	14,925	0	0	0	0	(73)	0	0
Total Member Ambulatory Encounters for Period:										
7. Physician .....	31,846	23,067	8,779	0	0	0	0	0	0	0
8. Non-Physician .....	1,802	1,305	497	0	0	0	0	0	0	0
9. Total	33,648	24,372	9,276	0	0	0	0	0	0	0
10. Hospital Patient Days Incurred	1,030	758	272	0	0	0	0	0	0	0
11. Number of Inpatient Admissions	277	214	63	0	0	0	0	0	0	0
12. Health Premiums Written (a) .....	18,137,484	13,025,451	5,640,210	0	0	0	0	(528,177)	0	0
13. Life Premiums Direct .....	0	0	0	0	0	0	0	0	0	0
14. Property/Casualty Premiums Written .....	0	0	0	0	0	0	0	0	0	0
15. Health Premiums Earned .....	18,143,617	13,025,451	5,639,979	0	0	0	0	(521,813)	0	0
16. Property/Casualty Premiums Earned .....	0	0	0	0	0	0	0	0	0	0
17. Amount Paid for Provision of Health Care Services.....	58,278,696	9,009,499	3,882,256	0	0	0	0	45,386,941	0	0
18. Amount Incurred for Provision of Health Care Services	15,207,767	12,729,517	4,281,953	0	0	0	0	(1,803,703)	0	0

(a) For health premiums written: amount of Medicare Title XVIII exempt from state taxes or fees \$ .....(528,177)

## CLAIMS UNPAID AND INCENTIVE POOL, WITHHOLD AND BONUS (Reported and Unreported)

oo



UNDERWRITING AND INVESTMENT EXHIBIT

ANALYSIS OF CLAIMS UNPAID - PRIOR YEAR - NET OF REINSURANCE

Line of Business	Claims Paid Year to Date		Liability End of Current Quarter		5  Claims Incurred in Prior Years (Columns 1 + 3)	6  Estimated Claim Reserve and Claim Liability December 31 of Prior Year
	1  On Claims Incurred Prior to January 1 of Current Year	2  On Claims Incurred During the Year	3  On Claims Unpaid Dec. 31 of Prior Year	4  On Claims Incurred During the Year		
1. Comprehensive (hospital and medical) .....	3,181,508	9,155,095	721,099	7,315,683	3,902,607	3,894,110
2. Medicare Supplement .....	0	0	0	0	0	0
3. Dental Only .....	0	0	0	0	0	0
4. Vision Only .....	0	0	0	0	0	0
5. Federal Employees Health Benefits Plan .....	0	0	0	0	0	0
6. Title XVIII - Medicare .....	45,278,261	0	9,276,680	0	54,554,941	70,340,412
7. Title XIX - Medicaid .....	0	0	0	0	0	0
8. Other health .....	0	0	0	0	0	0
9. Health subtotal (Lines 1 to 8) .....	48,459,769	9,155,095	9,997,779	7,315,683	58,457,548	74,234,522
10. Healthcare receivables (a) .....	9,396,712	541,227	0	105,016	9,396,712	20,068,694
11. Other non-health .....	0	0	0	0	0	0
12. Medical incentive pools and bonus amounts .....	105,756	1,874	8,283,483	3,467	8,389,239	4,669,735
13. Totals (Lines 9-10+11+12)	39,168,813	8,615,742	18,281,262	7,214,134	57,450,075	58,835,563

(a) Excludes \$ 0 loans or advances to providers not yet expensed.

NOTES TO FINANCIAL STATEMENTS

1. SUMMARY OF SIGNIFICANT ACCOUNTING POLICIES

A. Accounting Practices

The statutory basis financial statements of UnitedHealthcare of Ohio, Inc. (the “Company”) are presented on the basis of accounting practices prescribed and permitted by the Ohio Department of Insurance (the “Department”).

The Department recognizes only statutory accounting practices, prescribed and permitted by the State of Ohio, for determining and reporting the financial condition and results of operations of a health maintenance organization (“HMO”), for determining its solvency under Ohio Insurance Law. The state prescribes the use of the National Association of Insurance Commissioners’ (“NAIC”) Accounting Practices and Procedures manual (“NAIC SAP”) in effect for the accounting periods covered in the statutory basis financial statements.

No significant differences exist between the practices prescribed and permitted by the State of Ohio and those prescribed and permitted by the NAIC SAP which materially affect the statutory basis net income and capital and surplus, as illustrated in the table below:

	State of Domicile	March 31, 2016	December 31, 2015
<b>Net Income</b>			
(1) Company state basis	Ohio	\$ 424,496	\$ 37,665,865
(2) State prescribed practices that increase/(decrease) NAIC SAP: Not applicable	Ohio	-	-
(3) State permitted practices that increase/(decrease) NAIC SAP: Not applicable	Ohio	-	-
(4) NAIC SAP (1-2-3=4)	Ohio	\$ 424,496	\$ 37,665,865
<b>Capital and Surplus</b>			
(5) Company state basis	Ohio	\$ 81,594,769	\$ 78,495,881
(6) State prescribed practices that increase/(decrease) NAIC SAP: Not applicable	Ohio	-	-
(7) State permitted practices that increase/(decrease) NAIC SAP: Not applicable	Ohio	-	-
(8) NAIC SAP (5-6-7=8)	Ohio	\$ 81,594,769	\$ 78,495,881

B. Use of Estimates in the Preparation of the Statutory Basis Financial Statements

No significant change.

C. Accounting Policy

(1–5) No significant change.

(6) U.S. government and agency securities and corporate debt securities include loan-backed securities (mortgage-backed securities and asset-backed securities), which are valued using the retrospective adjustment methodology. Prepayment assumptions for the determination of the amortized cost of loan-backed securities are based on a three-month constant prepayment rate history obtained from external data source vendors. The Company’s investment policy limits investments in nonagency residential mortgage-backed securities, including home equity and sub-prime mortgages, to 10% of total cash and invested assets. Total combined investments in mortgage-backed securities or asset-backed securities cannot exceed more than 30% of total cash and invested assets.

(7–13) No significant change.

**D. Going Concern**

No significant change.

**2. ACCOUNTING CHANGES AND CORRECTION OF ERRORS**

No changes in accounting principles have been recorded as of March 31, 2016 or the year ended December 31, 2015.

During 2016, the Company determined that it had overstated claims adjustment expenses and general administrative expenses related to the calculation of management fees by \$3,077,698 for the year ended December 31, 2014. In addition, the federal income taxes incurred were understated by \$1,077,194 as a result of this error for the year ended December 31, 2014. Had the above adjustment been recorded to the 2014 statutory basis financial statements, the increase to net income and total capital and surplus would have been \$2,000,504, and the decrease to total assets and total liabilities would have been \$1,077,194 and \$3,077,698, respectively. In accordance with Statements of Statutory Accounting Principles ("SSAP") No. 3, *Accounting Changes and Corrections of Errors*, the correction is reported as an adjustment to unassigned surplus in the statutory basis statements of admitted assets, liabilities, and capital and surplus as of March 31, 2016.

**3. BUSINESS COMBINATIONS AND GOODWILL**

**A–D.** No significant change.

**4. DISCONTINUED OPERATIONS**

**A. Discontinued Operation Disposed of or Classified as Held for Sale**

**(1–5)** Effective January 1, 2016, the Company novated its Centers for Medicare and Medicaid Services ("CMS") contracts to an affiliate, UnitedHealthcare of Wisconsin, Inc. ("UHCWI"). The novation agreement resulted in full control of the contracts being transferred to UHCWI at \$0 net book value for dates of service on or after January 1, 2016. Approval for this novation was received from CMS and the Department. There was no transfer of assets or surplus as a result of the novation.

**B. Change in Plan of Sale of Discontinued Operations** — Not applicable.

**C. Nature of any Significant Continuing Involvement with Discontinued Operations after Disposal**

Not applicable.

**D. Equity Interest Retained in the Discontinued Operation after Disposal** — Not applicable.

**5. INVESTMENTS AND OTHER INVESTED ASSETS**

**A. Mortgage Loans, including Mezzanine Real Estate Loans**

No significant change.

**B. Debt Restructuring**

No significant change.

**C. Reverse Mortgages**

No significant change.

**D. Loan-Backed Securities**

**(1)** Loan-backed securities are valued using the retrospective adjustment methodology. Prepayment assumptions for the determination of the amortized cost of loan-backed securities are based on a three-month constant prepayment rate history obtained from external data source vendors.

**(2)** As of March 31, 2016, the Company has classified loan-backed securities that have other-than-temporary impairments ("OTTI") as intent to sell. For the remaining loan-backed securities, the Company has the intent and ability to retain the investment in the security for a period of time sufficient to recover the amortized cost basis and determined that the present value of cash flows to be collected is equal to or exceeds the amortized cost basis of the security. The table below illustrates aggregate OTTI recognized on loan-backed securities classified on the basis for the OTTI during 2016:

STATEMENT AS OF MARCH 31, 2016 OF THE UnitedHealthcare of Ohio, Inc.

	1	2	3
	Amortized Cost Basis before Other-than- Temporary Impairment	Other-than- Temporary Impairment Recognized in Loss	Fair Value (1-2)
OTTI recognized, 1st Quarter			
a. Intent to sell	\$ 1,765,919	\$ 13,307	\$ 1,752,612
b. Inability or lack of intent to retain the investment in the security for a period of time sufficient to recover the amortized cost basis	-	-	-
c. Total 1st Quarter	<u>\$ 1,765,919</u>	<u>\$ 13,307</u>	<u>\$ 1,752,612</u>

As of March 31, 2016, the Company did not recognize any OTTI on loan-backed securities due to an inability or lack of intent to retain the investment in the security for a period of time sufficient to recover the amortized cost basis, or where the present value of cash flows expected to be collected is less than the amortized cost basis of the security.

- (3) As of December 31, 2015, the Company did not have any loan-backed securities with an OTTI to report by CUSIP. The table below presents the loan-backed securities with OTTI for the three months ended March 31, 2016 by CUSIP:

1	2	3	4	5	6	7
March 31, 2016						
CUSIP	Book/Adjusted Carrying Value Amortized Cost Before Current Period OTTI	Present Value of Projected Cash Flows	Recognized Other-than- Temporary Impairment	Amortized Cost After Other-than- Temporary Impairment	Fair Value at Time of OTTI	Date of Financial Statement Where Reported
07131RAA5	\$ 923,176	\$ 916,878	\$ 6,298	\$ 916,878	\$ 916,878	March 31, 2016
62405TAA5	<u>842,743</u>	<u>835,734</u>	<u>7,009</u>	<u>835,734</u>	<u>835,734</u>	<u>March 31, 2016</u>
Total	<u>XXX</u>	<u>XXX</u>	<u>\$ 13,307</u>	<u>XXX</u>	<u>XXX</u>	<u>XXX</u>

- (4) The following table illustrates the fair value, gross unrealized losses, and length of time that the loan-backed securities have been in a continuous unrealized loss position as of March 31, 2016 and December 31, 2015:

		March 31, 2016
The aggregate amount of unrealized losses:		
1. Less than 12 months	\$	14,339
2. 12 Months or longer		8,981
The aggregate related fair value of securities with unrealized losses:		
1. Less than 12 months		528,309
2. 12 Months or longer		3,159,086
		December 31, 2015
The aggregate amount of unrealized losses:		
1. Less than 12 months	\$	207,061
2. 12 Months or longer		66,785
The aggregate related fair value of securities with unrealized losses:		
1. Less than 12 months		17,311,501
2. 12 Months or longer		2,175,300

- (5) The Company believes that it will collect all principal and interest due on all investments that have an amortized cost in excess of fair value. The unrealized losses as of March 31, 2016 were primarily caused by interest rate increases and not by unfavorable changes in the credit ratings associated with these securities.

**E. Repurchase Agreements and/or Securities Lending Transactions**

No significant change.

**F. Real Estate**

No significant change.

**G. Low-Income Housing Tax Credits**

No significant change.

**H. Restricted Assets**

No significant change.

**I. Working Capital Finance Investments**

Not applicable.

**J. Offsetting and Netting of Assets and Liabilities**

The Company does not have any offsetting or netting of assets and liabilities as it relates to derivatives, repurchase and reverse repurchase agreements, and securities borrowing and securities lending activities.

**K. Structured Notes**

The Company does not have any structured notes.

**6. JOINT VENTURES, PARTNERSHIPS, AND LIMITED LIABILITY COMPANIES**

**A–B.** No significant change.

**7. INVESTMENT INCOME**

**A.** The Company has admitted all investment income due and accrued in the statutory basis statements of admitted assets, liabilities, and capital and surplus.

The decrease of \$3,725,442 from December 31, 2015 to March 31, 2016 is primarily due to the composition of holdings and fluctuations in bonds and short-investment balances to meet cash flow needs.

**B.** There were no investment income amounts excluded from the statutory basis financial statements.

**8. DERIVATIVE INSTRUMENTS**

**A–F.** No significant change.

**9. INCOME TAXES**

**A–G.** No significant change.

The provision for federal income taxes incurred is different from that which would be obtained by applying the statutory federal income tax rate of 35% to net gain before federal income taxes, and net realized capital gains primarily as a result of the annual health insurer fee under Section 9010 of the Patient Protection and Affordable Care Act (“ACA”) which is non-deductible for tax purposes. The Company is required to expense 100% of the estimated annual fee on January 1, 2016. The Company’s health insurer fee impact is \$625,968 in 2016, which will be paid in September 2016.

**10. INFORMATION CONCERNING PARENT, SUBSIDIARIES, AND AFFILIATES**

**A–N. Material Related Party Transactions**

No significant change.

**11. DEBT**

**A–B.** No significant change.

**12. RETIREMENT PLANS, DEFERRED COMPENSATION, POSTEMPLOYMENT BENEFITS AND COMPENSATED ABSENCES, AND OTHER POSTRETIREMENT BENEFIT PLANS**

**A–I.** The Company has no defined benefit plans, defined contribution plans, multiemployer plans, consolidated/holding company plans, postemployment benefits, and compensated absences plans and is not impacted by the Medicare Modernization Act on postretirement benefits, since all personnel are employees of United HealthCare Services, Inc. (“UHS”), which provides services to the Company under the terms of a management agreement.

**13. CAPITAL AND SURPLUS, SHAREHOLDERS’ DIVIDEND RESTRICTIONS, AND QUASI-REORGANIZATIONS**

**(1–13)** No significant change.

**14. LIABILITIES, CONTINGENCIES AND ASSESSMENTS**

**A–F.** No significant change.

**15. LEASES**

**A–B.** No significant change.

**16. INFORMATION ABOUT FINANCIAL INSTRUMENTS WITH OFF-BALANCE-SHEET RISK AND FINANCIAL INSTRUMENTS WITH CONCENTRATIONS OF CREDIT RISK**

**(1–4)** No significant change.

**17. SALE, TRANSFER, AND SERVICING OF FINANCIAL ASSETS AND EXTINGUISHMENTS OF LIABILITIES**

**A.** The Company did not have any transfers of receivables reported as sales as of March 31, 2016 or December 31, 2015.

**B.** The Company did not have any transfer and servicing of financial assets as of March 31, 2016 or December 31, 2015.

**C.** No transactions involving wash sales of securities with an NAIC designation of 3 or below or unrated securities occurred as of March 31, 2016 or the year ended December 31, 2015.

**18. GAIN OR LOSS TO THE REPORTING ENTITY FROM UNINSURED PLANS AND THE UNINSURED PORTION OF PARTIALLY INSURED PLANS**

**A–B.** No significant change.

**C. Medicare or Other Similarly Structured Cost Based Reimbursement Contract**

The Medicare Part D program is a partially insured plan. The Company recorded a receivable in amounts receivable relating to uninsured plans in the statutory basis statements of admitted assets, liabilities, and capital and surplus of \$9,838,704 and \$10,155,104 as of March 31, 2016 and December 31, 2015, respectively, for cost reimbursement under the Medicare Part D program for the catastrophic reinsurance and low-income member cost-sharing subsidies. The Company also recorded a receivable of \$229,057 and \$1,556,318 and a payable of \$245,829 and \$27,919 as of March 31, 2016 and December 31, 2015, respectively, for the Medicare Part D Coverage Gap Discount Program in amounts receivable relating to uninsured plans and liability for amounts held under uninsured plans, respectively, in the statutory basis statements of admitted assets, liabilities, and capital and surplus.

The Company receives payments from CMS under the ACA Cost Sharing Reductions (“CSR”) program designed to reduce copayments, deductibles, and coinsurance for lower-income members. There is no risk to the Company as a result of the CSR program. Overpayments from CMS are reported in liability for amounts held under uninsured plans and underpayments are reported in amounts receivable relating to uninsured plans in the statutory basis statements of admitted assets, liabilities, and capital and surplus. The Company has recorded a liability of \$217,854 and \$33,060 for the CSR program as of March 31, 2016 and December 31, 2015, respectively.

**19. DIRECT PREMIUM WRITTEN/PRODUCED BY MANAGING GENERAL AGENTS/THIRD-PARTY ADMINISTRATORS**

No significant change.

**20. FAIR VALUE MEASUREMENT**

The NAIC SAP defines fair value, establishes a framework for measuring fair value, and outlines the disclosure requirements related to fair value measurements. The fair value hierarchy is as follows:

*Level 1* — Quoted (unadjusted) prices for identical assets in active markets.

*Level 2* — Other observable inputs, either directly or indirectly, including:

- Quoted prices for similar assets in active markets;
- Quoted prices for identical or similar assets in nonactive markets (few transactions, limited information, noncurrent prices, high variability over time, etc.);
- Inputs other than quoted prices that are observable for the asset (interest rates, yield curves, volatilities, default rates, etc.);
- Inputs that are derived principally from or corroborated by other observable market data.

*Level 3* — Unobservable inputs that cannot be corroborated by observable market data.

The estimated fair values of bonds, short-term investments, and preferred stock are based on quoted market prices, where available. The Company obtains one price for each security primarily from a third-party pricing service ("pricing service"), which generally uses quoted prices or other observable inputs for the determination of fair value. The pricing service normally derives the security prices through recently reported trades for identical or similar securities, making adjustments through the reporting date based upon available observable market information. For securities not actively traded, the pricing service may use quoted market prices of comparable instruments or discounted cash flow analyses, incorporating inputs that are currently observable in the markets for similar securities. Inputs that are often used in the valuation methodologies include, but are not limited to, non-binding broker quotes, benchmark yields, credit spreads, default rates and prepayment speeds. As the Company is responsible for the determination of fair value, it performs quarterly analyses on the prices received from the pricing service to determine whether the prices are reasonable estimates of fair value. Specifically, the Company compares the prices received from the pricing service to a secondary pricing source; prices reported by its custodian, its investment consultant and third-party investment advisors. Additionally, the Company compares changes in the reported market values and returns to relevant market indices to test the reasonableness of the reported prices. The Company's internal price verification procedures and review of fair value methodology documentation provided by independent pricing services have not historically resulted in an adjustment in the prices obtained from the pricing service.

In instances in which the inputs used to measure fair value fall into different levels of the fair value hierarchy, the fair value measurement has been determined based on the lowest-level input that is significant to the fair value measurement in its entirety. The Company's assessment of the significance of a particular item to the fair value measurement in its entirety requires judgment, including the consideration of inputs specific to the asset or liability.

**A. Fair Value****(1) Fair Value Measurements at Reporting Date**

The following table presents information about the Company's financial assets that are measured and reported at fair value at March 31, 2016 and December 31, 2015, in the statutory basis statements of admitted assets, liabilities, and capital and surplus according to the valuation techniques the Company used to determine their fair values:

STATEMENT AS OF MARCH 31, 2016 OF THE UnitedHealthcare of Ohio, Inc.

Description for Each Class of Asset or Liability	March 31, 2016			
	(Level 1)	(Level 2)	(Level 3)	Total
a. Assets at fair value:				
Perpetual preferred stock:				
Industrial and misc	\$ -	\$ 525,445	\$ -	\$ 525,445
Parent, subsidiaries, and affiliates	-	-	-	-
Total perpetual preferred stocks	-	525,445	-	525,445
Bonds:				
U.S. governments	-	-	-	-
Industrial and misc	-	1,752,612	-	1,752,612
Hybrid securities	-	-	-	-
Parent, subsidiaries, and affiliates	-	-	-	-
Total bonds	-	1,752,612	-	1,752,612
Common stock:				
Industrial and misc	-	-	-	-
Parent, subsidiaries, and affiliates	-	-	-	-
Total common stock	-	-	-	-
Derivative assets:				
Interest rate contracts	-	-	-	-
Foreign exchange contracts	-	-	-	-
Credit contracts	-	-	-	-
Commodity futures contracts	-	-	-	-
Commodity forward contracts	-	-	-	-
Total derivatives	-	-	-	-
Separate account assets	-	-	-	-
Total assets at fair value	\$ -	\$ 2,278,057	\$ -	\$ 2,278,057
b. Liabilities at fair value:				
Derivative liabilities	\$ -	\$ -	\$ -	\$ -
Total liabilities at fair value	\$ -	\$ -	\$ -	\$ -



STATEMENT AS OF MARCH 31, 2016 OF THE UnitedHealthcare of Ohio, Inc.

Description for Each Class of Asset or Liability	December 31, 2015			
	(Level 1)	(Level 2)	(Level 3)	Total
a. Assets at fair value:				
Perpetual preferred stock:				
Industrial and misc	\$ -	\$ 528,910	\$ -	\$ 528,910
Parent, subsidiaries, and affiliates	-	-	-	-
Total perpetual preferred stocks	-	528,910	-	528,910
Bonds:				
U.S. governments	-	-	-	-
Industrial and misc	-	-	-	-
Hybrid securities	-	-	-	-
Parent, subsidiaries, and affiliates	-	-	-	-
Total bonds	-	-	-	-
Common stock:				
Industrial and misc	-	-	-	-
Parent, subsidiaries, and affiliates	-	-	-	-
Total common stock	-	-	-	-
Derivative assets:				
Interest rate contracts	-	-	-	-
Foreign exchange contracts	-	-	-	-
Credit contracts	-	-	-	-
Commodity futures contracts	-	-	-	-
Commodity forward contracts	-	-	-	-
Total derivatives	-	-	-	-
Separate account assets	-	-	-	-
Total assets at fair value	\$ -	\$ 528,910	\$ -	\$ 528,910
b. Liabilities at fair value:				
Derivative liabilities	\$ -	\$ -	\$ -	\$ -
Total liabilities at fair value	\$ -	\$ -	\$ -	\$ -

There were no transfers between Levels 1 and 2 during the three months ended March 31, 2016 and the year ended December 31, 2015.

- (2) The Company does not have any financial assets with a fair value hierarchy of Level 3 that were measured and reported at fair value for the three months ended March 31, 2016 and the year ended December 31, 2015.
- (3) Transfers between fair value hierarchy levels, if any, are recorded as of the beginning of the reporting period in which the transfer occurs. There were no transfers between Levels 1, 2 or 3 of any financial assets or liabilities during the three months ended March 31, 2016 and the year ended December 31, 2015.
- (4) **Investments** — Fair values of debt and equity securities are based on quoted market prices, where available. The Company obtains one price for each security primarily from a third-party pricing service ("pricing service"), which generally uses quoted prices or other observable inputs for the determination of fair value. The pricing service normally derives the security prices through recently reported trades for identical or similar securities, and, if necessary, makes adjustments through the reporting date based upon available observable market information. For securities not actively traded, the pricing service may use quoted market prices of comparable instruments or discounted cash flow analyses, incorporating inputs that are currently observable in the markets for similar securities. Inputs that are often used in the valuation methodologies include, but are not limited to, benchmark yields, credit spreads, default rates, prepayment speeds and non-binding broker quotes. As the Company is responsible for the determination of fair value, it performs quarterly analyses on the prices received from the pricing service to determine whether the prices are reasonable estimates of fair value. Specifically, the Company compares the prices received from the pricing service to prices reported by a secondary pricing source, such as its custodian, its investment consultant and third-party investment advisors. Additionally, the Company compares changes in the reported market values and returns to relevant market indices to test the reasonableness of the reported prices. The Company's internal price verification procedures and reviews of fair value methodology documentation provided by independent pricing services have not historically resulted in adjustment in the prices obtained from the pricing service.
- (5) The Company has no derivative assets and liabilities to disclose.

**B. Fair Value Combination —** Not applicable.

**C. Aggregate Fair Value Hierarchy**

The aggregate fair value by hierarchy of all financial instruments as of March 31, 2016 and December 31, 2015, is presented in the table below:

Types of Financial Investment	March 31, 2016					Not Practical Carrying Value
	Aggregate Fair Value	Admitted Assets	(Level 1)	(Level 2)	(Level 3)	
U.S. government and agency securities	\$ 10,310,020	\$ 10,157,879	\$ 1,537,131	\$ 8,772,889	\$ -	\$ -
State and agency municipal securities	6,913,637	6,795,960	-	6,913,637	-	-
City and county municipal securities	6,857,550	6,653,146	-	6,857,550	-	-
Corporate debt securities	14,972,977	14,624,218	-	14,972,977	-	-
Money-market funds	30,379,292	30,379,292	30,379,292	-	-	-
Equity	<u>525,445</u>	<u>525,445</u>	<u>-</u>	<u>525,445</u>	<u>-</u>	<u>-</u>
Total bonds, short-term investments, and equity	<u>\$ 69,958,921</u>	<u>\$ 69,135,940</u>	<u>\$ 31,916,423</u>	<u>\$ 38,042,498</u>	<u>\$ -</u>	<u>\$ -</u>

Types of Financial Investment	December 31, 2015					Not Practical Carrying Value
	Aggregate Fair Value	Admitted Assets	(Level 1)	(Level 2)	(Level 3)	
U.S. government and agency securities	\$ 16,488,407	\$ 16,385,193	\$ 1,537,856	\$ 14,950,551	\$ -	\$ -
State and agency municipal securities	19,076,218	18,828,078	-	19,076,218	-	-
City and county municipal securities	22,718,174	22,266,717	-	22,718,174	-	-
Corporate debt securities	36,555,509	36,561,593	-	36,555,509	-	-
Money-market funds	14,564,228	14,564,228	14,564,228	-	-	-
Equity	<u>528,910</u>	<u>528,910</u>	<u>-</u>	<u>528,910</u>	<u>-</u>	<u>-</u>
Total bonds, short-term investments, and equity	<u>\$ 109,931,446</u>	<u>\$ 109,134,719</u>	<u>\$ 16,102,084</u>	<u>\$ 93,829,362</u>	<u>\$ -</u>	<u>\$ -</u>

Included as Level 1 in U.S. government and agency securities in the fair value hierarchy tables above are U.S. Treasury securities of \$1,537,131 and \$1,537,856 as of March 31, 2016 and December 31, 2015, respectively.

There are no commercial paper investments included in corporate debt securities in the fair value hierarchy tables as of March 31, 2016 and December 31, 2015.

**D. Not Practicable to Estimate Fair Value —** Not applicable.

**21. OTHER ITEMS**

**A–H.** No significant change.

**22. EVENTS SUBSEQUENT**

No significant change.

**23. REINSURANCE**

**A–D.** No significant change.

**24. RETROSPECTIVELY RATED CONTRACTS AND CONTRACTS SUBJECT TO REDETERMINATION**

**A–B.** No significant change.

**C.** The Company has Medicare Part D risk-corridor amounts from CMS which are subject to a retrospectively rated feature related to Part D premiums. The Company has estimated accrued retrospective premiums related to certain Part D premiums based on guidelines determined by CMS. The formula is tiered and based on the bid medical loss ratio. The amount of Medicare Part D direct premiums written subject to this retrospectively rated feature was \$0 and \$45,987,367 representing, 0% and 6.7% of total direct premiums written as of March 31, 2016 and December 31, 2015, respectively.

The Company has risk-adjustment amounts from CMS which are subject to a redetermination feature related to Medicare premiums. The Company has estimated premium adjustments for changes to each member’s health scores based on guidelines determined by CMS. The total amount of Medicare direct premiums written for which a portion is subject to redetermination features were \$0 and \$651,608,279 representing, 0% and 94.9% of total direct premiums written as of March 31, 2016 and December 31, 2015, respectively.

- D. The Company is required to maintain specific minimum loss ratios on the comprehensive commercial and Medicare lines of business. The Company's actual loss ratios on the comprehensive commercial and Medicare lines of business were in excess of the minimum requirements and as a result, no minimum medical loss ratio rebate liability was required to be established at March 31, 2016 and December 31, 2015.

**E. Risk-Sharing Provisions of the Affordable Care Act**

- (1) The Company has accident and health insurance premiums in 2016 subject to the risk-sharing provisions of the ACA.

The ACA imposed fees and premium stabilization provisions on health insurance issuers offering comprehensive commercial health insurance. The three premium stabilization programs are commonly referred to as the 3Rs – risk adjustment, reinsurance, and risk corridors.

**Risk Adjustment** – The permanent risk adjustment program, designed to mitigate the potential impact of adverse selection and provide stability for health insurance issuers, applies to all non-grandfathered not subject to transitional relief in the individual and small group markets both inside and outside of the insurance exchanges. Premium adjustments pursuant to the risk adjustment program are accounted for as premium subject to redetermination and user fees are accounted for as assessments.

**Reinsurance** – The transitional reinsurance program was designed to protect issuers in the individual market from an expected increase in large claims due to the elimination of preexisting condition limitations. The transitional reinsurance program is effective from 2014 through 2016 and applies to all issuers of major medical commercial products and third party administrators. Contributions attributable to enrollees in ACA compliant individual plans, including program administrative costs, are accounted for as ceded premium and payments received are accounted for as ceded benefit recoveries. The portion of the individual contributions earmarked for the U.S. Treasury is accounted for as an assessment. Contributions made for enrollees in fully insured plans other than ACA compliant individual plans, including program administrative costs and payments to the U.S. Treasury, are treated as assessments.

**Risk Corridors** – The temporary risk corridors program, designed to provide some aggregate protection against variability for issuers in the individual and small group markets during the period 2014 through 2016, applies to Qualified Health Plans in the individual and small group markets both inside and outside of the insurance exchanges. Premium adjustments pursuant to the risk corridors program are accounted for as premium adjustments for retrospectively rated contracts.

STATEMENT AS OF MARCH 31, 2016 OF THE UnitedHealthcare of Ohio, Inc.

(2) The following table presents the current year impact of risk-sharing provisions of the ACA on assets, liabilities and operations.

a. Permanent ACA Risk Adjustment Program		March 31, 2016
<u>Assets</u>		
1. Premium adjustments receivable due to ACA Risk Adjustment	\$	3,978,327
<u>Liabilities</u>		
2. Risk adjustment user fees payable for ACA Risk Adjustment	\$	4,730
3. Premium adjustments payable due to ACA Risk Adjustment	\$	752,197
<u>Operations (Revenue &amp; Expense)</u>		
4. Reported as revenue in premium for accident and health contracts (written/collected) due to ACA Risk Adjustment	\$	978,463
5. Reported in expenses as ACA risk adjustment user fees (incurred/paid)	\$	1,943
b. Transitional ACA Reinsurance Program		
<u>Assets</u>		
1. Amounts recoverable for claims paid due to ACA Reinsurance	\$	1,123,148
2. Amounts recoverable for claims unpaid due to ACA Reinsurance (Contra Liability)	\$	390,024
3. Amounts receivable relating to uninsured plans for contributions for ACA Reinsurance	\$	-
<u>Liabilities</u>		
4. Liabilities for contributions payable due to ACA Reinsurance - not reported as ceded premium	\$	117,622
5. Ceded reinsurance premiums payable due to ACA Reinsurance	\$	55,670
6. Liability for amounts held under uninsured plans contributions for ACA Reinsurance	\$	-
<u>Operations (Revenue &amp; Expense)</u>		
7. Ceded reinsurance premiums due to ACA Reinsurance	\$	55,670
8. Reinsurance recoveries (income statement) due to ACA reinsurance payments or expected payments	\$	763,380
9. ACA Reinsurance contributions - not reported as ceded premium	\$	45,946
c. Temporary ACA Risk Corridors Program		
<u>Assets</u>		
1. Accrued retrospective premium due to ACA Risk Corridors	\$	-
<u>Liabilities</u>		
2. Reserve for rate credits or policy experience rating refunds due to ACA Risk Corridors	\$	-
<u>Operations (Revenue &amp; Expense)</u>		
3. Effect of ACA Risk Corridors on net premium income (paid/received)	\$	-
4. Effect of ACA Risk Corridors on change in reserves for rate credits	\$	-

The following table discloses ACA risk corridor receivable balances by risk corridor program year.

Risk Corridors Program Year:	(A) Estimated Amount to be Filed or Final Amount Filed with CMS	(B) Non-Accrued Amounts for Impairment or Other Reasons	(C) Amounts received from CMS	(D)=(A)-(B)-(C) Asset Balance (Gross of Non-admissions)	(E) Non-admitted Amount	(F)=(D)-(E) Net Admitted Asset
2014	\$ -	\$ -	\$ -	\$ -	\$ -	\$ -
2015	967,111	967,111	-	-	-	-
2016	1,169,771	1,169,771	-	-	-	-
Total	\$ 2,136,882	\$ 2,136,882	\$ -	\$ -	\$ -	\$ -

(3) The following table is a rollforward of prior year ACA risk-sharing provisions for asset and liability balances, along with reasons for adjustments to prior year balances.

	Unsettled Balances as of the										
	Reporting Date										
	Differences						Adjustments				
	Accrued During the Prior Year on Business Written Before December 31 of the Prior Year		Received or Paid as of the Current Year on Business Written Before December 31 of the Prior Year		Prior Year Accrued Less Payments (Col 1-3)	Prior Year Accrued Less Payments (Col 2-4)	To Prior Year Balances	To Prior Year Balances		Cumulative Balance from Prior Years (Col 1-3+7)	Cumulative Balance from Prior Years (Col 2-4+8)
	1	2	3	4	5	6	7	8	9	10	11
Receivable	(Payable)	Receivable	(Payable)	Receivable	(Payable)	Receivable	(Payable)	Ref	Receivable	(Payable)	
a. Permanent ACA Risk Adjustment Program											
1. Premium Adjustment Receivable	\$ 2,627,445	\$ -	\$ -	\$ -	\$ 2,627,445	\$ -	\$ 104,046	\$ -	A	\$ 2,731,491	\$ -
2. Premium Adjustment (Payable)	0	(379,779)	0	0	0	(379,779)	0	(131,428)	B	0	(511,207)
3. Subtotal ACA Permanent Risk Adjustment Program	2,627,445	(379,779)	0	0	2,627,445	(379,779)	104,046	(131,428)		2,731,491	(511,207)
b. Transitional ACA Reinsurance Program											
1. Amounts recoverable for claims paid	1,354,078	0	787,131	0	566,947	0	556,201	0	C	1,123,148	0
2. Amounts recoverable for claims unpaid (contra liability)	182,845	0	0	0	182,845	0	(167,679)	0	D	15,166	0
3. Amounts receivable relating to uninsured plans	0	0	0	0	0	0	0	0	E	0	0
4. Liabilities for contributions payable due to ACA Reinsurance - not reported as ceded premium	0	(204,600)	0	(132,924)	0	(71,676)	0	0	F	0	(71,676)
5. Ceded reinsurance premiums payable	0	(82,104)	0	(82,104)	0	0	0	0	G	0	0
6. Liability for amounts held under uninsured plans	0	0	0	0	0	0	0	0	H	0	0
7. Subtotal ACA Transitional Reinsurance Program	1,536,923	(286,704)	787,131	(215,028)	749,792	(71,676)	388,522	0		1,138,314	(71,676)
c. Temporary ACA Risk Corridors Program											
1. Accrued retrospective premium	0	0	0	0	0	0	0	0	I	0	0
2. Reserve for rate credits or policy experience rating refunds	0	0	0	0	0	0	0	0	J	0	0
3. Subtotal ACA Risk Corridors Program	0	0	0	0	0	0	0	0		0	0
d. Total for ACA Risk Sharing Provisions	\$ 4,164,368	\$ (666,483)	\$ 787,131	\$ (215,028)	\$ 3,377,237	\$ (451,455)	\$ 492,568	\$ (131,428)		\$ 3,869,805	\$ (582,883)

Explanation of Adjustments

- A. The risk adjustment receivable as of March 31, 2016 was adjusted based on estimated state risk transfer factors by risk pool utilizing paid claims through December 31, 2015. The risk adjustment receivable as of December 31, 2015 utilized paid claims through October 31, 2015. The ending receivable reflects the sum of the receivables at the legal entity, state and market level.
- B. The risk adjustment payable as of March 31, 2016 was adjusted based on estimated state risk transfer factors by risk pool utilizing paid claims through December 31, 2015. The risk adjustment payable as of December 31, 2015 utilized paid claims through October 31, 2015. The ending payable reflects the sum of the payables at the legal entity, state and market level.
- C. The adjustment to the amounts recoverable for paid claims was driven by 3 months of additional paid claims run out data.
- D. The adjustment to the amounts recoverable for claims unpaid was driven by the receivable shifting from unpaid to paid due to 3 months of additional paid claims run out data from December 2015 to March 2016.
- E. N/A
- F. N/A
- G. N/A
- H. N/A
- I. N/A
- J. N/A

The following table discloses risk corridor receivables and payables by risk corridor program year.

										Unsettled Balances as of the Reporting Date				
Accrued as of December 31 of the prior reporting year				Received or Paid as of the Current Period on Business Written For the Risk Corridors Program Year		Differences		Adjustments						
						Accrued Less Payments (Col 1 - 3)	Accrued Less Payments (Col 2 - 4)	Balances	Balances	Cumulative Balance (Col 1-3+7)	Cumulative Balance (Col 2-4+8)			
				1	2	3	4	5	6	7	8	9	10	
Risk Corridors Program Year:				Receivable	(Payable)	Receivable	(Payable)	Receivable	(Payable)	Receivable	(Payable)	Ref	Receivable	(Payable)
2014	Accrued Retrospective premium			\$ -	\$ -	\$ -	\$ -	\$ -	\$ -	\$ -	\$ -	A	\$ -	\$ -
	Reserve for rate credits or policy experience rating refunds			-	-	-	-	-	-	-	-	B	-	-
	Accrued Retrospective premium			-	-	-	-	-	-	-	-	C	-	-
2015	Reserve for rate credits or policy experience rating refunds			-	-	-	-	-	-	-	-	D	-	-
	Accrued Retrospective premium			-	-	-	-	-	-	-	-	E	-	-
2016	Reserve for rate credits or policy experience rating refunds			-	-	-	-	-	-	-	-	F	-	-
Total for Risk Corridors				\$ -	\$ -	\$ -	\$ -	\$ -	\$ -	\$ -	\$ -		\$ -	\$ -

- A.  
B.  
C.  
D.  
E.  
F.

**25. CHANGE IN INCURRED CLAIMS AND CLAIMS ADJUSTMENT EXPENSES**

Changes in estimates related to the prior year incurred claims are included in total hospital and medical expenses in the current year in the statutory basis statements of operations. The following tables disclose paid claims, incurred claims, and the balance in the claims unpaid, accrued medical incentive pool and bonus amounts, aggregate health claim reserves, health care receivable and reinsurance recoverables at March 31, 2016 and December 31, 2015:

	March 31, 2016		
	Current Year Incurred Claims	Prior Years Incurred Claims	Total
Beginning of year claim reserve	\$ -	\$ (78,904,258)	\$ (78,904,258)
Paid claims—net of health care receivable and reinsurance recoveries collected	9,156,970	48,334,595	57,491,565
End of year claim reserve	<u>7,319,149</u>	<u>18,281,263</u>	<u>25,600,412</u>
Incurred claims excluding the change in health care receivable and reinsurance recoverables as presented below	16,476,119	(12,288,400)	4,187,719
Beginning of year health care receivable and reinsurance recoverables	-	21,422,772	21,422,772
End of year health care receivable and reinsurance recoverables	<u>(646,244)</u>	<u>(10,519,860)</u>	<u>(11,166,104)</u>
Total incurred claims	<u>\$ 15,829,875</u>	<u>\$ (1,385,488)</u>	<u>\$ 14,444,387</u>

	December 31, 2015		
	Current Year Incurred Claims	Prior Years Incurred Claims	Total
Beginning of year claim reserve	\$ -	\$ (111,050,688)	\$ (111,050,688)
Paid claims—net of health care receivable collected	473,355,876	77,580,326	550,936,202
End of year claim reserve	<u>75,314,088</u>	<u>3,590,170</u>	<u>78,904,258</u>
Incurred claims excluding the change in health care receivable and reinsurance recoverables as presented below	548,669,964	(29,880,192)	518,789,772
Beginning of year health care receivable	-	21,159,256	21,159,256
End of year health care receivable and reinsurance recoverables	<u>(18,011,198)</u>	<u>(3,411,574)</u>	<u>(21,422,772)</u>
Total incurred claims	<u>\$ 530,658,766</u>	<u>\$ (12,132,510)</u>	<u>\$ 518,526,256</u>

The liabilities for claims unpaid, accrued medical incentive pool and bonus amounts, aggregate health claim reserves, net of health care receivable as of December 31, 2015 was \$57,481,486. As of March 31, 2016, \$48,334,595 has been paid for incurred claims attributable to insured events of prior years. Reserves remaining for prior years, net of healthcare receivable and reinsurance recoverables are now \$7,761,403 as a result of re-estimation of unpaid claims. Therefore, there has been \$1,385,488 favorable prior year development since December 31, 2015 to March 31, 2016. The primary drivers consist of favorable development as a result of a change in the provision for adverse deviations in experience of \$3,143,703, favorable development of \$1,332,481 in retroactivity for inpatient, outpatient, physician, and pharmacy claims, and favorable development of \$388,522 related to reinsurance recoveries partially offset by unfavorable development of approximately \$3,719,503 due to an increase in risk share reserves.

At December 31, 2015, the Company recorded \$12,132,510 of favorable development related to favorable development as a result of a change in the provision for adverse deviations in experience of \$4,454,859 and by favorable development of \$10,439,924 in retroactivity for inpatient, outpatient, physician, and pharmacy claims. Original estimates are increased or decreased, as additional information becomes known regarding individual claims, including the medical loss ratio rebate accruals. Included in this unfavorable development is the impact related to retrospectively rated policies, which also has a corresponding impact on medical loss ratio rebates. As a result of the prior year effects, on a regular basis, the Company adjusts revenue and the corresponding liability and/or receivable related to retrospectively rated policies and the impact of the change is included as a component of change in unearned premium reserves and reserve for rate credits in the statutory basis statements of operations.



STATEMENT AS OF MARCH 31, 2016 OF THE UnitedHealthcare of Ohio, Inc.

The Company incurred claims adjustment expenses of \$640,915 and \$32,478,263 for the three months ended March 31, 2016 and the year ended December 31, 2015, respectively. These costs are included in the management service fees paid by the Company to UHS as a part of its management agreement. The following tables disclose paid claims adjustment expense ("CAE"), incurred CAE, and the balance in the unpaid claim adjustment expenses reserve for the three months ended March 31, 2016 and the year ended December 31, 2015:

	March 31, 2016	December 31, 2015
Total claims adjustment expenses incurred	\$ 640,915	\$ 32,478,263
Less current year unpaid claims adjustment expenses	(172,941)	(786,908)
Add prior year unpaid claims adjustment expenses	<u>786,908</u>	<u>1,073,447</u>
Total claims adjustment expenses paid	<u>\$ 1,254,882</u>	<u>\$ 32,764,802</u>

26. INTERCOMPANY POOLING ARRANGEMENTS

A–G. No significant change.

27. STRUCTURED SETTLEMENTS

A–B. No significant change.

28. HEALTH CARE AND OTHER AMOUNTS RECEIVABLE

A. Pharmacy rebates receivable are recorded when reasonably estimated or billed by the affiliated pharmaceutical benefit manager in accordance with pharmaceutical rebate contract provisions. Information used to support rebates billed to the manufacturer is based on utilization information gathered by the pharmaceutical benefit manager and adjusted for significant changes in pharmaceutical contract provisions.

The Company evaluates admissibility of all pharmacy rebates receivable based on the administration of each underlying pharmaceutical benefit management agreement. The Company has non-admitted all pharmacy rebates receivable that do not meet the admissibility criteria of SSAP No. 84, *Certain Health Care Receivables and Receivables under Government Insured Plans* ("SSAP No. 84") from the statutory basis statements of admitted assets, liabilities, and capital and surplus.

For each pharmaceutical management agreement for which a portion of the total pharmacy rebates receivable can be admitted based on the admissibility criteria of SSAP No. 84, the transaction history is summarized as follows:

Quarter	Estimated Pharmacy Rebates as Reported on Financial Statements	Pharmacy Rebates as Billed or Otherwise Confirmed	Actual Rebates Received within 90 Days of Billing	Actual Rebates Received within 91 to 180 Days of Billing	Actual Rebates Received More than 180 Days After Billing
3/31/2016	\$ 649,503	\$ -	\$ -	\$ -	\$ -
12/31/2015	10,973,785	10,540,257	6,655,448	-	-
9/30/2015	10,707,164	10,796,650	8,969,071	634,954	-
6/30/2015	10,295,927	10,368,497	8,394,468	1,378,191	516,634
3/31/2015	9,549,557	9,570,961	7,506,915	1,427,706	647,683
12/31/2014	10,527,745	10,517,583	8,631,793	1,449,120	336,189
9/30/2014	10,091,967	10,012,951	8,007,321	1,640,346	371,714
6/30/2014	9,758,356	9,625,586	7,722,612	1,449,064	441,173
3/31/2014	9,431,855	9,282,346	7,515,101	1,444,949	287,840
12/31/2013	11,745,337	11,439,922	10,255,743	847,696	311,493
9/30/2013	11,351,189	11,267,280	9,518,407	1,414,223	304,926
6/30/2013	10,085,268	10,041,448	8,627,950	1,169,472	245,544

Of the amount reported as health care and other amounts receivable, \$4,523,528 and \$14,831,581 relates to pharmacy rebates receivable as of March 31, 2016 and December 31, 2015, respectively. This decrease is primarily due to decreased membership.

B. No significant change.

29. PARTICIPATING POLICIES

No significant change.

30. PREMIUM DEFICIENCY RESERVES

The following table summarizes the Company’s premium deficiency reserves as of March 31, 2016 and December 31, 2015:

	March 31, 2016
1. Liability carried for premium deficiency reserves	\$ 9,484,290
2. Date of the most recent evaluation of this liability	3/31/2016
3. Was anticipated investment income utilized in this calculation?	Yes <input checked="" type="checkbox"/> No <input type="checkbox"/>
	December 31, 2015
1. Liability carried for premium deficiency reserves	\$ 8,746,290
2. Date of the most recent evaluation of this liability	12/31/2015
3. Was anticipated investment income utilized in this calculation?	Yes <input checked="" type="checkbox"/> No <input type="checkbox"/>

Premium deficiency reserves are included in aggregate health policy reserves in the statutory basis statements of admitted assets, liabilities and capital and surplus and in increase in reserves for accident and health contracts in the statutory basis statements of operations.

31. ANTICIPATED SALVAGE AND SUBROGATION

No significant change.



GENERAL INTERROGATORIES

PART 1 - COMMON INTERROGATORIES

GENERAL

1.1

Did the reporting entity experience any material transactions requiring the filing of Disclosure of Material Transactions with the State of Domicile, as required by the Model Act?

Yes [ ] No [ X ]

1.2

If yes, has the report been filed with the domiciliary state?

Yes [ ] No [ ]

2.1

Has any change been made during the year of this statement in the charter, by-laws, articles of incorporation, or deed of settlement of the reporting entity?

Yes [ ] No [ X ]

2.2

If yes, date of change:

3.1

Is the reporting entity a member of an Insurance Holding Company System consisting of two or more affiliated persons, one or more of which is an insurer?  
If yes, complete Schedule Y, Parts 1 and 1A.

Yes [ X ] No [ ]

3.2

Have there been any substantial changes in the organizational chart since the prior quarter end?

Yes [ X ] No [ ]

3.3

If the response to 3.2 is yes, provide a brief description of those changes.  
January 4, 2016: United HealthCare Services, Inc., a Minnesota corporation, acquired a 100% ownership interest in Symphonix Health Holdings, LLC, a Delaware limited liability company.  
  
January 5, 2016: Specialty Benefits, LLC, a Delaware limited liability company, acquired 100% of the equity interests of March Holdings, Inc., a California corporation and its wholly owned subsidiary March Vision Care, Inc., a California corporation.  
  
January 14, 2016: OptumRx, Inc., a California corporation, acquired a 100% equity interest in Progressive Enterprises Holdings, Inc., a Delaware corporation.  
  
March 11, 2016: Logistics Health, Inc., a Wisconsin corporation, acquired a 100% ownership interest in MSLA Management LLC, a Delaware limited liability company.  
  
March 24, 2016: Catamaran Newco, LLC, a Delaware limited liability company, was formed as a wholly owned subsidiary of Catamaran Holdings I, LLC, a Delaware limited liability company.  
  
March 30, 2016: Optum Global Solutions (Ireland) Limited, an Irish company, was formed as a wholly owned subsidiary of UnitedHealthcare International IV S.a.r.l

4.1

Has the reporting entity been a party to a merger or consolidation during the period covered by this statement?

Yes [ ] No [ X ]

4.2

If yes, provide the name of the entity, NAIC Company Code, and state of domicile (use two letter state abbreviation) for any entity that has ceased to exist as a result of the merger or consolidation.

1 Name of Entity	2 NAIC Company Code	3 State of Domicile

5.

If the reporting entity is subject to a management agreement, including third-party administrator(s), managing general agent(s), attorney-in-fact, or similar agreement, have there been any significant changes regarding the terms of the agreement or principals involved?  
If yes, attach an explanation.

Yes [ ] No [ X ] N/A [ ]

6.1

State as of what date the latest financial examination of the reporting entity was made or is being made.

12/31/2014

6.2

State the as of date that the latest financial examination report became available from either the state of domicile or the reporting entity. This date should be the date of the examined balance sheet and not the date the report was completed or released.

12/31/2009

6.3

State as of what date the latest financial examination report became available to other states or the public from either the state of domicile or the reporting entity. This is the release date or completion date of the examination report and not the date of the examination (balance sheet date).

10/01/2010

6.4

By what department or departments?  
Ohio Department of Insurance

6.5

Have all financial statement adjustments within the latest financial examination report been accounted for in a subsequent financial statement filed with Departments?

Yes [ ] No [ ] N/A [ X ]

6.6

Have all of the recommendations within the latest financial examination report been complied with?

Yes [ ] No [ ] N/A [ X ]

7.1

Has this reporting entity had any Certificates of Authority, licenses or registrations (including corporate registration, if applicable) suspended or revoked by any governmental entity during the reporting period?

Yes [ ] No [ X ]

7.2

If yes, give full information:

8.1

Is the company a subsidiary of a bank holding company regulated by the Federal Reserve Board?

Yes [ ] No [ X ]

8.2

If response to 8.1 is yes, please identify the name of the bank holding company.

8.3

Is the company affiliated with one or more banks, thrifts or securities firms?

Yes [ X ] No [ ]

8.4

If response to 8.3 is yes, please provide below the names and location (city and state of the main office) of any affiliates regulated by a federal regulatory services agency [i.e. the Federal Reserve Board (FRB), the Office of the Comptroller of the Currency (OCC), the Federal Deposit Insurance Corporation (FDIC) and the Securities Exchange Commission (SEC)] and identify the affiliate's primary federal regulator.

1 Affiliate Name	2 Location (City, State)	3 FRB	4 OCC	5 FDIC	6 SEC
Optum Bank, Inc.	Salt Lake City, UT	NO	NO	YES	NO

GENERAL INTERROGATORIES

- 9.1

Are the senior officers (principal executive officer, principal financial officer, principal accounting officer or controller, or persons performing similar functions) of the reporting entity subject to a code of ethics, which includes the following standards? .....  
(a) Honest and ethical conduct, including the ethical handling of actual or apparent conflicts of interest between personal and professional relationships;  
(b) Full, fair, accurate, timely and understandable disclosure in the periodic reports required to be filed by the reporting entity;  
(c) Compliance with applicable governmental laws, rules and regulations;  
(d) The prompt internal reporting of violations to an appropriate person or persons identified in the code; and  
(e) Accountability for adherence to the code.

Yes [ X ] No [ ]
- 9.11

If the response to 9.1 is No, please explain:
- 9.2

Has the code of ethics for senior managers been amended? .....

Yes [ ] No [ X ]
- 9.21

If the response to 9.2 is Yes, provide information related to amendment(s).
- 9.3

Have any provisions of the code of ethics been waived for any of the specified officers? .....

Yes [ ] No [ X ]
- 9.31

If the response to 9.3 is Yes, provide the nature of any waiver(s).

FINANCIAL

- 10.1

Does the reporting entity report any amounts due from parent, subsidiaries or affiliates on Page 2 of this statement? .....

Yes [ X ] No [ ]
- 10.2

If yes, indicate any amounts receivable from parent included in the Page 2 amount: .....

\$ 4,459,980

INVESTMENT

- 11.1

Were any of the stocks, bonds, or other assets of the reporting entity loaned, placed under option agreement, or otherwise made available for use by another person? (Exclude securities under securities lending agreements.) .....

Yes [ ] No [ X ]
- 11.2

If yes, give full and complete information relating thereto:
12.

Amount of real estate and mortgages held in other invested assets in Schedule BA: .....

\$ 0
13.

Amount of real estate and mortgages held in short-term investments: .....

\$ 0
- 14.1

Does the reporting entity have any investments in parent, subsidiaries and affiliates? .....

Yes [ ] No [ X ]
- 14.2

If yes, please complete the following:
- |   | 1<br>Prior Year-End<br>Book/Adjusted<br>Carrying Value | 2<br>Current Quarter<br>Book/Adjusted<br>Carrying Value |
|---|--|---|
| 14.21 Bonds .....   | \$ 0   | \$ 0  |
| 14.22 Preferred Stock .....   | \$ 0   | \$ 0  |
| 14.23 Common Stock .....  | \$ 0   | \$ 0  |
| 14.24 Short-Term Investments .....  | \$ 0   | \$ 0  |
| 14.25 Mortgage Loans on Real Estate .....   | \$ 0   | \$ 0  |
| 14.26 All Other .....   | \$ 0   | \$ 0  |
| 14.27 Total Investment in Parent, Subsidiaries and Affiliates (Subtotal Lines 14.21 to 14.26) ..... | \$ 0   | \$ 0  |
| 14.28 Total Investment in Parent included in Lines 14.21 to 14.26 above .....                       | \$ 0   | \$ 0  |
- 15.1

Has the reporting entity entered into any hedging transactions reported on Schedule DB? .....

Yes [ ] No [ X ]
- 15.2

If yes, has a comprehensive description of the hedging program been made available to the domiciliary state? .....  
If no, attach a description with this statement.

Yes [ ] No [ ]

STATEMENT AS OF MARCH 31, 2016 OF THE UnitedHealthcare of Ohio, Inc.

GENERAL INTERROGATORIES

16. For the reporting entity's security lending program, state the amount of the following as of the current statement date:
- 16.1 Total fair value of reinvested collateral assets reported on Schedule DL, Parts 1 and 2

\$ 0
- 16.2 Total book adjusted/carrying value of reinvested collateral assets reported on Schedule DL, Parts 1 and 2

\$ 0
- 16.3 Total payable for securities lending reported on the liability page

\$ 0

17. Excluding items in Schedule E - Part 3 - Special Deposits, real estate, mortgage loans and investments held physically in the reporting entity's offices, vaults or safety deposit boxes, were all stocks, bonds and other securities, owned throughout the current year held pursuant to a custodial agreement with a qualified bank or trust company in accordance with Section 1, III - General Examination Considerations, F. Outsourcing of Critical Functions, Custodial or Safekeeping Agreements of the NAIC Financial Condition Examiners Handbook? Yes ☒ No ☐
- 17.1 For all agreements that comply with the requirements of the NAIC Financial Condition Examiners Handbook, complete the following:

1 Name of Custodian(s)	2 Custodian Address
Northern Trust	50 S. LaSalle, Chicago, IL 60675
Bank of New York Mellon	Global Liquidity Services, 1 Wall St, 14th Floor, New York, NY 10286

- 17.2 For all agreements that do not comply with the requirements of the NAIC Financial Condition Examiners Handbook, provide the name, location and a complete explanation:

1 Name(s)	2 Location(s)	3 Complete Explanation(s)

- 17.3 Have there been any changes, including name changes, in the custodian(s) identified in 17.1 during the current quarter? Yes ☐ No ☒
- 17.4 If yes, give full information relating thereto:

1 Old Custodian	2 New Custodian	3 Date of Change	4 Reason

- 17.5 Identify all investment advisors, brokers/dealers or individuals acting on behalf of broker/dealers that have access to the investment accounts, handle securities and have authority to make investments on behalf of the reporting entity:

1 Central Registration Depository	2 Name(s)	3 Address
107105	BlackRock Financial Management, Inc.	55 East 52nd Street, NY, NY 10055
107038	JPMorgan Investment Management Inc.	245 Park Avenue New York, NY 10167

- 18.1 Have all the filing requirements of the Purposes and Procedures Manual of the NAIC Investment Analysis Office been followed? Yes ☒ No ☐
- 18.2 If no, list exceptions:

GENERAL INTERROGATORIES

PART 2 - HEALTH

1. Operating Percentages:

1.1 A&H loss percent .....81.8 %  
1.2 A&H cost containment percent .....1.9 %  
1.3 A&H expense percent excluding cost containment expenses .....11.5 %
- 2.1 Do you act as a custodian for health savings accounts? ..... Yes [ ] No [ X ]
- 2.2 If yes, please provide the amount of custodial funds held as of the reporting date .....\$.0
- 2.3 Do you act as an administrator for health savings accounts? ..... Yes [ ] No [ X ]
- 2.4 If yes, please provide the balance of the funds administered as of the reporting date .....\$.0

STATEMENT AS OF MARCH 31, 2016 OF THE UnitedHealthcare of Ohio, Inc.

## SCHEDULE S - CEDED REINSURANCE

Showing All New Reinsurance Treaties - Current Year to Date

[illegible]

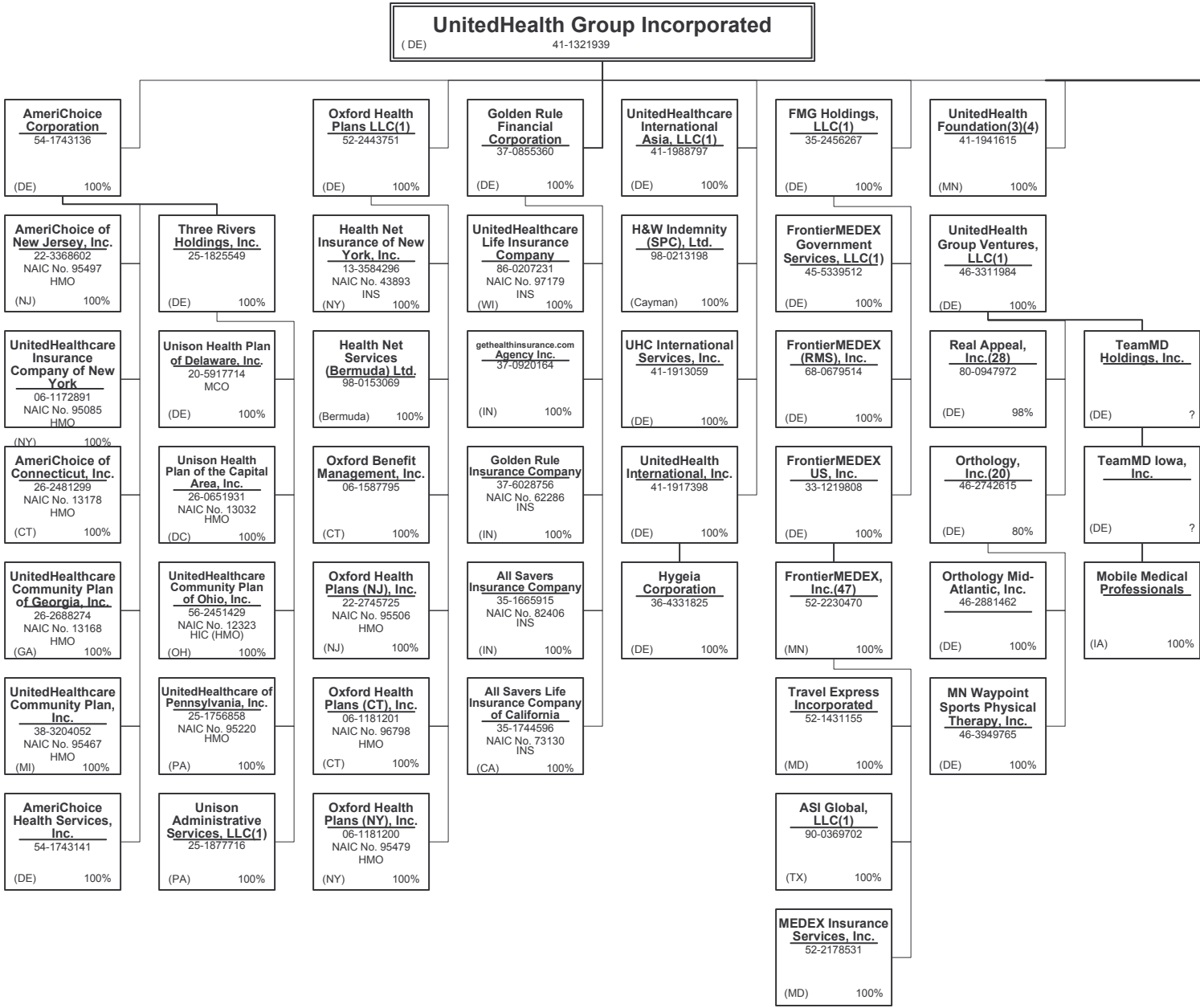
SCHEDULE T - PREMIUMS AND OTHER CONSIDERATIONS

Current Year to Date - Allocated by States and Territories

		1	Direct Business Only							
			2	3	4	5	6	7	8	9
States, etc.		Active Status	Accident and Health Premiums	Medicare Title XVIII	Medicaid Title XIX	Federal Employees Health Benefits Program Premiums	Life and Annuity Premiums & Other Considerations	Property/Casualty Premiums	Total Columns 2 Through 7	Deposit-Type Contracts
1.	Alabama	AL	N	0	0	0	0	0	0	0
2.	Alaska	AK	N	0	0	0	0	0	0	0
3.	Arizona	AZ	N	0	0	0	0	0	0	0
4.	Arkansas	AR	N	0	0	0	0	0	0	0
5.	California	CA	N	0	0	0	0	0	0	0
6.	Colorado	CO	N	0	0	0	0	0	0	0
7.	Connecticut	CT	N	0	0	0	0	0	0	0
8.	Delaware	DE	N	0	0	0	0	0	0	0
9.	District of Columbia	DC	N	0	0	0	0	0	0	0
10.	Florida	FL	N	0	0	0	0	0	0	0
11.	Georgia	GA	N	0	0	0	0	0	0	0
12.	Hawaii	HI	N	0	0	0	0	0	0	0
13.	Idaho	ID	N	0	0	0	0	0	0	0
14.	Illinois	IL	N	0	0	0	0	0	0	0
15.	Indiana	IN	N	0	0	0	0	0	0	0
16.	Iowa	IA	N	0	0	0	0	0	0	0
17.	Kansas	KS	N	0	0	0	0	0	0	0
18.	Kentucky	KY	L	4,001,117	(50,553)	0	0	0	3,950,564	0
19.	Louisiana	LA	N	0	0	0	0	0	0	0
20.	Maine	ME	N	0	0	0	0	0	0	0
21.	Maryland	MD	N	0	0	0	0	0	0	0
22.	Massachusetts	MA	N	0	0	0	0	0	0	0
23.	Michigan	MI	N	0	0	0	0	0	0	0
24.	Minnesota	MN	N	0	0	0	0	0	0	0
25.	Mississippi	MS	N	0	0	0	0	0	0	0
26.	Missouri	MO	N	0	0	0	0	0	0	0
27.	Montana	MT	N	0	0	0	0	0	0	0
28.	Nebraska	NE	N	0	0	0	0	0	0	0
29.	Nevada	NV	N	0	0	0	0	0	0	0
30.	New Hampshire	NH	N	0	0	0	0	0	0	0
31.	New Jersey	NJ	N	0	0	0	0	0	0	0
32.	New Mexico	NM	N	0	0	0	0	0	0	0
33.	New York	NY	N	0	0	0	0	0	0	0
34.	North Carolina	NC	N	0	0	0	0	0	0	0
35.	North Dakota	ND	N	0	0	0	0	0	0	0
36.	Ohio	OH	L	14,664,544	(477,624)	0	0	0	14,186,920	0
37.	Oklahoma	OK	N	0	0	0	0	0	0	0
38.	Oregon	OR	N	0	0	0	0	0	0	0
39.	Pennsylvania	PA	N	0	0	0	0	0	0	0
40.	Rhode Island	RI	N	0	0	0	0	0	0	0
41.	South Carolina	SC	N	0	0	0	0	0	0	0
42.	South Dakota	SD	N	0	0	0	0	0	0	0
43.	Tennessee	TN	N	0	0	0	0	0	0	0
44.	Texas	TX	N	0	0	0	0	0	0	0
45.	Utah	UT	N	0	0	0	0	0	0	0
46.	Vermont	VT	N	0	0	0	0	0	0	0
47.	Virginia	VA	N	0	0	0	0	0	0	0
48.	Washington	WA	N	0	0	0	0	0	0	0
49.	West Virginia	WV	N	0	0	0	0	0	0	0
50.	Wisconsin	WI	N	0	0	0	0	0	0	0
51.	Wyoming	WY	N	0	0	0	0	0	0	0
52.	American Samoa	AS	N	0	0	0	0	0	0	0
53.	Guam	GU	N	0	0	0	0	0	0	0
54.	Puerto Rico	PR	N	0	0	0	0	0	0	0
55.	U.S. Virgin Islands	VI	N	0	0	0	0	0	0	0
56.	Northern Mariana Islands	MP	N	0	0	0	0	0	0	0
57.	Canada	CAN	N	0	0	0	0	0	0	0
58.	Aggregate Other Aliens	OT	XXX	0	0	0	0	0	0	0
59.	Subtotal	XXX	18,665,661	(528,177)	0	0	0	0	18,137,484	0
60.	Reporting Entity Contributions for Employee Benefit Plans	XXX	0	0	0	0	0	0	0	0
61.	Totals (Direct Business)	(a) 2	18,665,661	(528,177)	0	0	0	0	18,137,484	0
DETAILS OF WRITE-INS										
58001.		XXX								
58002.		XXX								
58003.		XXX								
58998.	Summary of remaining write-ins for Line 58 from overflow page	XXX	0	0	0	0	0	0	0	0
58999.	Totals (Lines 58001 through 58003 plus 58998)(Line 58 above)	XXX	0	0	0	0	0	0	0	0

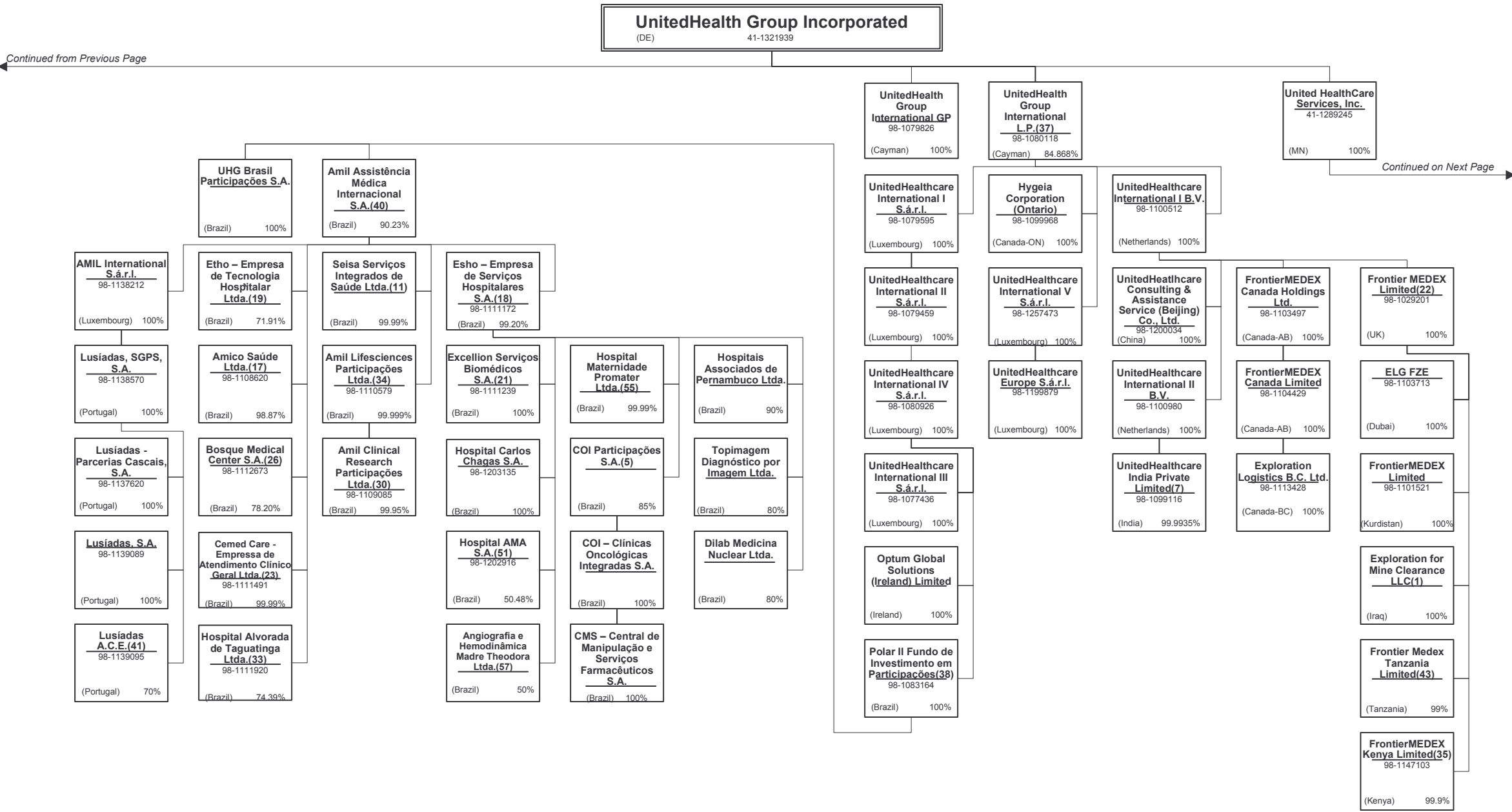
(L) Licensed or Chartered - Licensed Insurance Carrier or Domiciled RRG; (R) Registered - Non-domiciled RRGs; (Q) Qualified - Qualified or Accredited Reinsurer; (E) Eligible - Reporting Entities eligible or approved to write Surplus Lines in the state; (N) None of the above - Not allowed to write business in the state.  
(a) Insert the number of L responses except for Canada and Other Alien.  
Premiums are allocated by state based on geographic market.

SCHEDULE Y – INFORMATION CONCERNING ACTIVITIES OF INSURER MEMBERS OF A HOLDING COMPANY GROUP  
PART 1 – ORGANIZATIONAL CHART



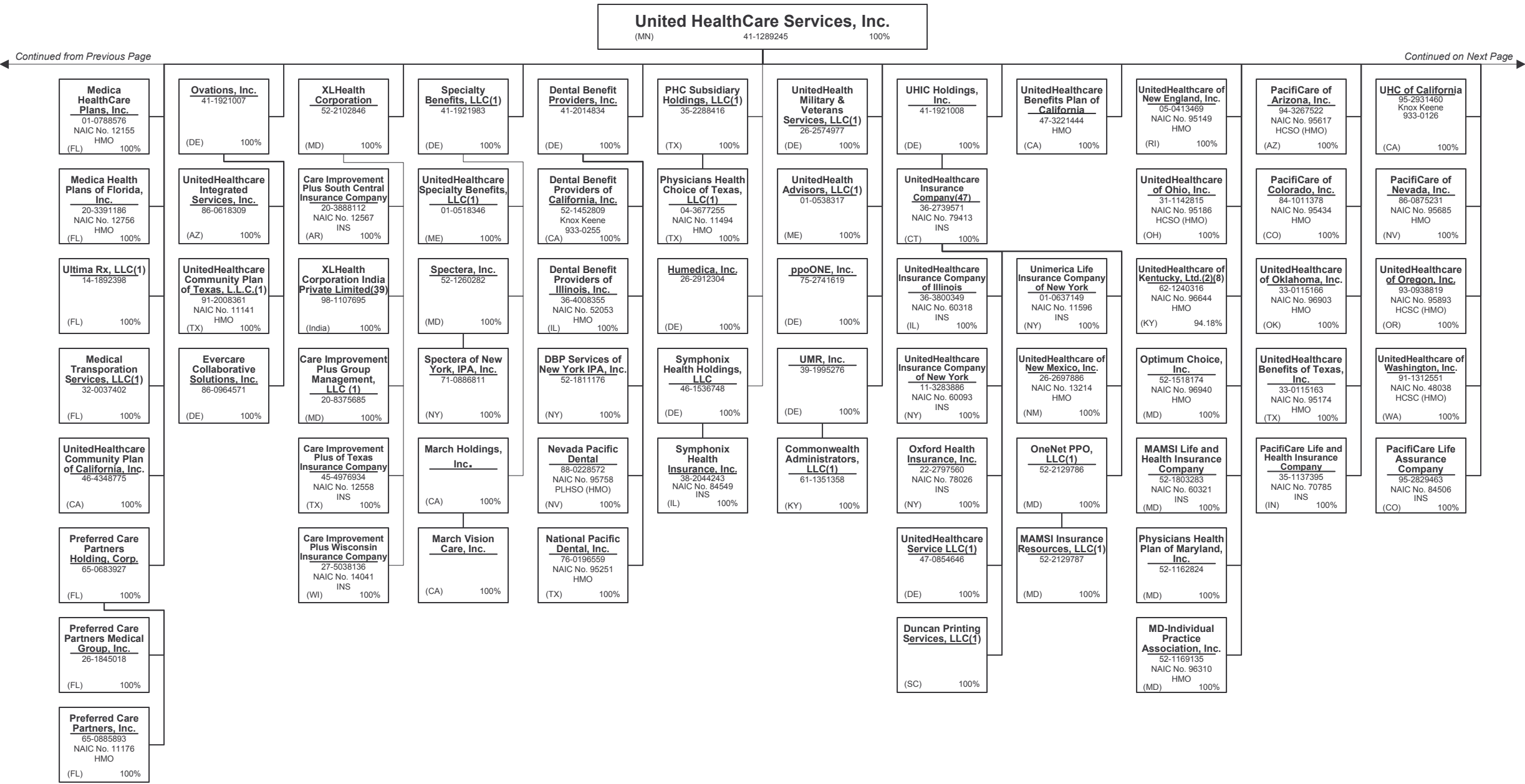
Continued on Next Page

SCHEDULE Y – INFORMATION CONCERNING ACTIVITIES OF INSURER MEMBERS OF A HOLDING COMPANY GROUP  
PART 1 – ORGANIZATIONAL CHART

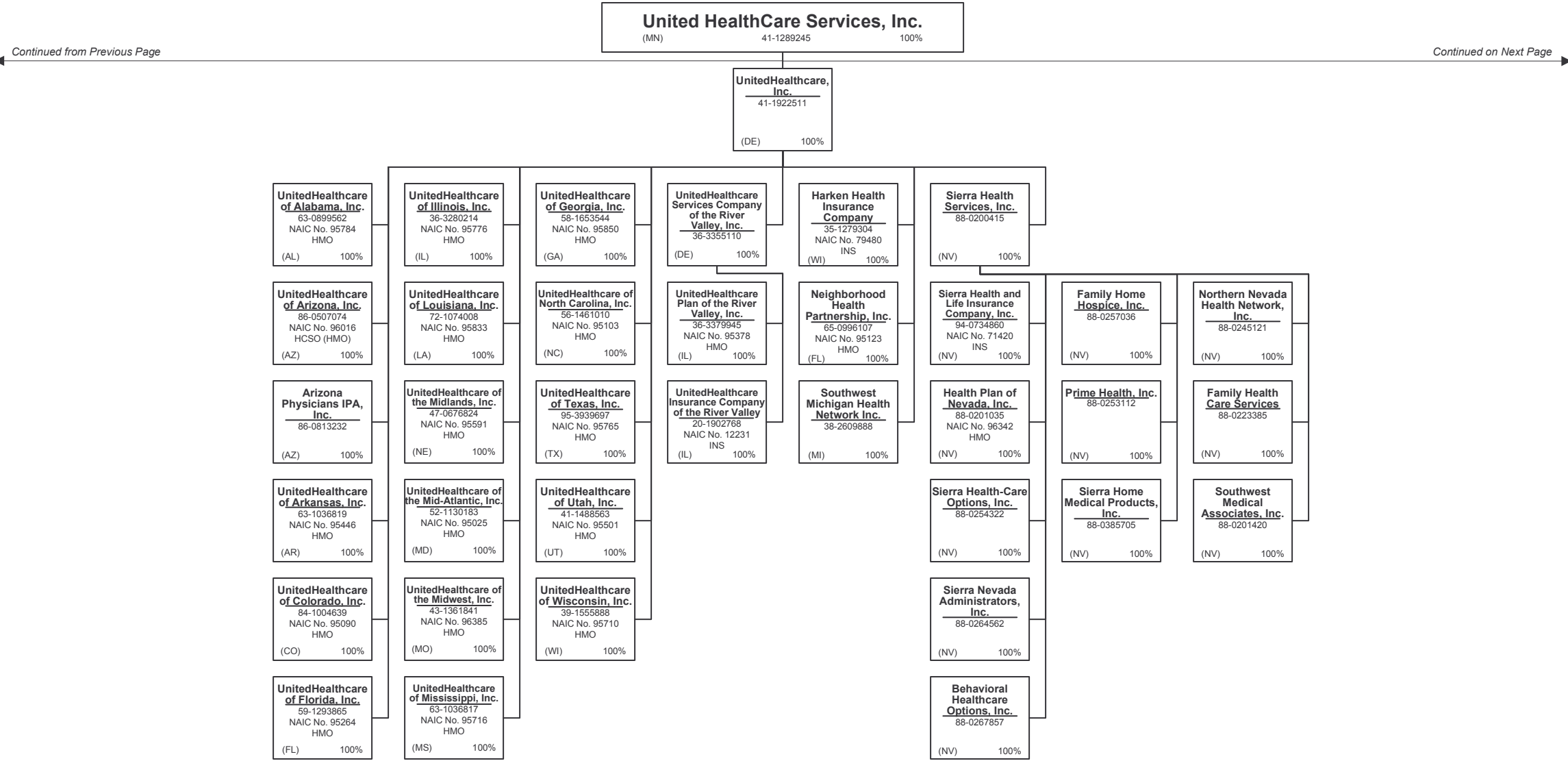




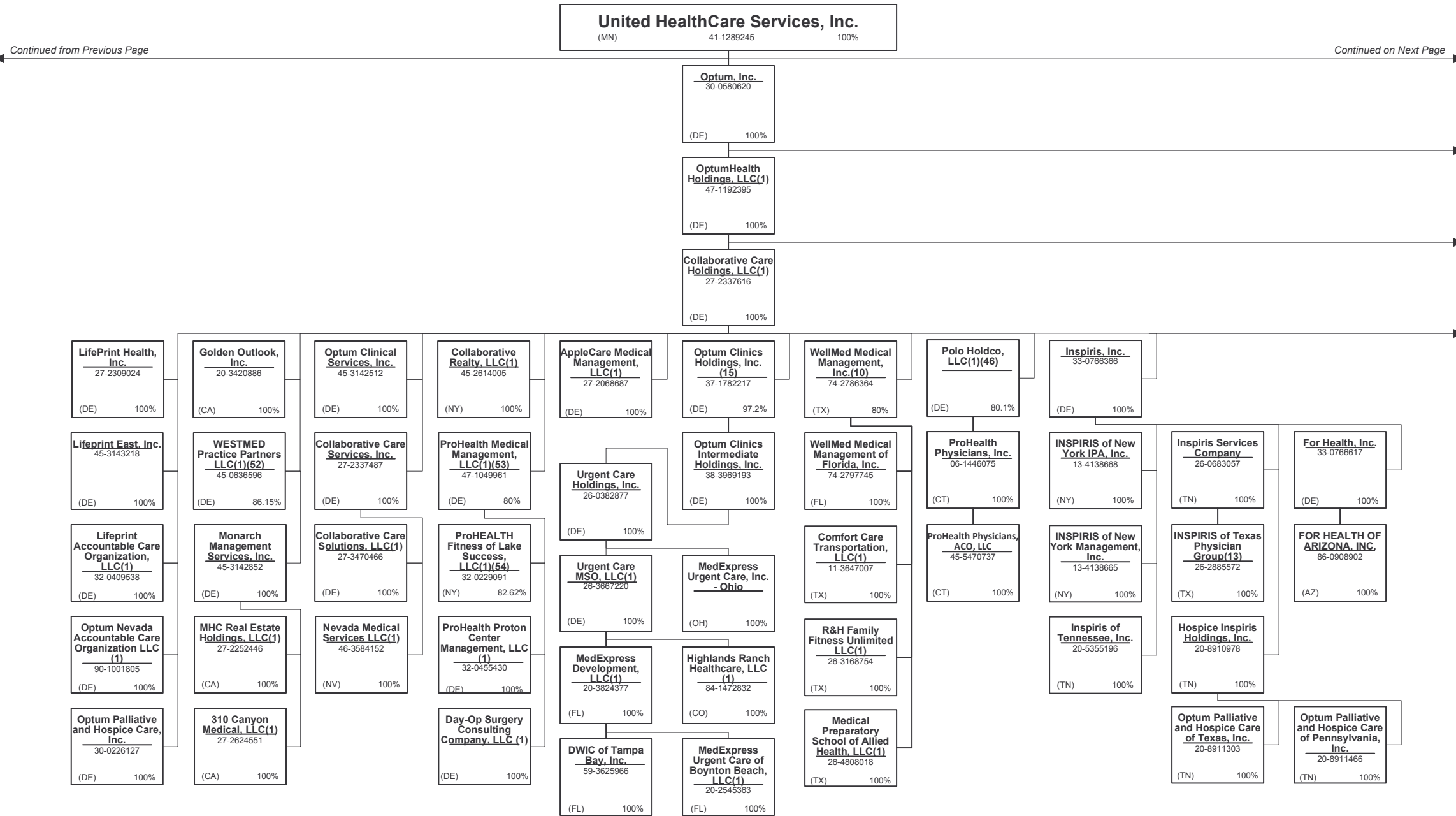
SCHEDULE Y – INFORMATION CONCERNING ACTIVITIES OF INSURER MEMBERS OF A HOLDING COMPANY GROUP  
PART 1 – ORGANIZATIONAL CHART



SCHEDULE Y – INFORMATION CONCERNING ACTIVITIES OF INSURER MEMBERS OF A HOLDING COMPANY GROUP  
PART 1 – ORGANIZATIONAL CHART



SCHEDULE Y – INFORMATION CONCERNING ACTIVITIES OF INSURER MEMBERS OF A HOLDING COMPANY GROUP  
PART 1 – ORGANIZATIONAL CHART



**SCHEDULE Y – INFORMATION CONCERNING ACTIVITIES OF INSURER MEMBERS OF A HOLDING COMPANY GROUP**  
**PART 1 – ORGANIZATIONAL CHART**



Continued from Previous Page

Continued on Next Page

```
graph TD
    UHCS["United HealthCare Services, Inc.  
(MN) 41-1289245 100%"]
    OptumInc["Optum, Inc.  
(DE) 30-0580620 100%"]
    UHCS --> OptumInc
    OptumInc --> OptumHealthHoldings["OptumHealth Holdings, LLC(1)  
(DE) 47-1192395 100%"]
    OptumInc --> OptumServices["Optum Services, Inc.  
(DE) 45-4683454 100%"]
    OptumInc --> OptumHealthIntl["OptumHealth International B.V.  
(Netherlands) 98-1106868 100%"]
    OptumInc --> OptumHealthHoldingsUS["Optum Health & Technology Holdings (US), LLC(1)  
(MO) 43-1747235 100%"]
    OptumHealthHoldings --> Connexions["Connexions, Inc.  
(FL) 59-3684411 100%"]
    OptumHealthHoldings --> HealthAllies["HealthAllies, Inc.  
(DE) 95-4763349 100%"]
    OptumHealthHoldings --> OptumHealthCareSolutions["OptumHealth Care Solutions, Inc.  
(MN) 41-1591944 100%"]
    Connexions --> ConnexionsHCI["Connexions HCI, LLC(1)  
(FL) 20-1825933 100%"]
    ConnexionsHCI --> UnitedBehavioralHealth["United Behavioral Health  
(CA) 94-2649097 100%"]
    UnitedBehavioralHealth --> UBSHealthPlan["U.S. Behavioral Health Plan, California  
(CA) 94-3077084 Knox Keene 933-0259 100%"]
    UnitedBehavioralHealth --> UBHealthNY["United Behavioral Health of New York, I.P.A., Inc.  
(NY) 41-1868911 100%"]
    HealthAllies --> DistanceLearning["Distance Learning Network, Inc.  
(DE) 30-0238641 100%"]
    DistanceLearning --> LogisticsHealth["Logistics Health, Inc.  
(WI) 39-1974851 100%"]
    LogisticsHealth --> MSLA["MSLA Management LLC  
(DE) 100%"]
    LogisticsHealth --> Unimerica["Unimerica Insurance Company  
(WI) 52-1996029 NAIC No. 91529 INS 100%"]
    LogisticsHealth --> OptumHealthFinancial["OptumHealth Financial Services, Inc.  
(DE) 47-0858530 100%"]
    OptumHealthCareSolutions --> UnitedResourceNetworks["United Resource Networks IPA of New York, Inc.  
(NY) 30-0318238 100%"]
    UnitedResourceNetworks --> PlusOneHoldings["Plus One Holdings, Inc.  
(DE) 13-3613705 100%"]
    PlusOneHoldings --> PlusOneHealthPR["Plus One Health Management Puerto Rico, Inc.  
(PR) 100%"]
    OptumHealthCareSolutions --> ManagedPhysicalNetwork["Managed Physical Network, Inc.  
(NY) 14-1782475 100%"]
    ManagedPhysicalNetwork --> ACNGroupNY["ACN Group IPA of New York, Inc.  
(NY) 41-1913523 100%"]
    ACNGroupNY --> ACNGroupCA["ACN Group of California, Inc.  
(CA) 27-0015861 Knox Keene 933-0407 100%"]
    ACNGroupNY --> OptumBiometrics["Optum Biometrics, Inc.  
(IL) 36-3437660 100%"]
    OptumHealthCareSolutions --> OrthoNetHoldings["OrthoNet Holdings, Inc.  
(DE) 13-3960641 100%"]
    OrthoNetHoldings --> OrthoNetLLC1["OrthoNet LLC(1)  
(NY) 13-3818652 100%"]
    OrthoNetLLC1 --> OrthoNetMidAtlantic["OrthoNet of the Mid-Atlantic, Inc.  
(DE) 30-0029448 NAIC: 11068 100%"]
    OrthoNetLLC1 --> OrthoNetNewYork["OrthoNet New York IPA, Inc.  
(NY) 13-4025898 100%"]
    OrthoNetLLC1 --> OrthoNetWest["OrthoNet West, Inc.  
(DE) 20-0221966 100%"]
    OrthoNetHoldings --> OrthoNetServices["OrthoNet Services, Inc.  
(DE) 46-1581769 100%"]
    OrthoNetServices --> OrthoNetSouth["OrthoNet of the South, Inc.  
(DE) 26-2884306 100%"]
    OrthoNetServices --> CardioManagement["Cardio Management, Inc.  
(DE) 46-1981651 100%"]
    OrthoNetHoldings --> AlereHealth["Alere Health, LLC (1)  
(DE) 26-2564744 100%"]
    AlereHealth --> AlereWomenChildren["Alere Women's and Children's Health, LLC (1)  
(DE) 58-2205984 100%"]
    AlereWomenChildren --> AlereNewYork["Alere of New York, Inc.  
(NY) 58-1873062 100%"]
    AlereWomenChildren --> AlereHealthcareIL["Alere Healthcare of Illinois, Inc.  
(GA) 58-2068880 100%"]
    AlereHealth --> AlereHealthImprovement["Alere Health Improvement Company  
(DE) 22-3493126 100%"]
    AlereHealthImprovement --> AlereWellbeing["Alere Wellbeing, Inc.  
(DE) 20-0231080 100%"]
    AlereHealthImprovement --> AlereWellology["Alere Wellology, Inc.  
(DE) 54-1776557 100%"]
    OptumServices --> Catalyst360["Catalyst360, LLC(1)  
(DE) 20-5807941 100%"]
    Catalyst360 --> RallyHealth["Rally Health, Inc.(48)  
(DE) 35-2493256 74%"]
    RallyHealth --> AudaxHealthSolutions["Audax Health Solutions, LLC(1)  
(DE) 47-0990056 100%"]
    AudaxHealthSolutions --> Spotlight["Spotlite, Inc.  
(DE) 46-5587702 100%"]
    OptumHealthIntl --> OptumHealthTechIndia["Optum Health & Technology (India) Private Limited(12)  
(India) 98-1095799 99.996%"]
    OptumHealthTechIndia --> OptumHealthTechSingapore["Optum Health & Technology (Singapore) Pte. Ltd.  
(Singapore) 98-1184561 100%"]
    OptumHealthTechIndia --> OptumHealthTechBrazil["Optum Health & Technology Serviços do Brasil Ltda.(25)  
(Brazil) 98-1184561 99.99%"]
    OptumHealthTechBrazil --> ImedStar["Imed Star - Serviços de Desempenho Organizacional Ltda.(31)  
(Brazil) 99.99998%"]
    OptumHealthTechBrazil --> MedallianceNet["Medalliance Net Ltda.  
(Brazil) 100%"]
    OptumHealthHoldingsUS --> OptumHealthServicesCanada["Optum Health Services (Canada) Ltd.  
(Canada-BC) 98-1097921 100%"]
    OptumHealthServicesCanada --> OptumManagementConsulting["Optum Management Consulting (Shanghai) Co., Ltd.  
(China) 98-1098190 100%"]
```

United HealthCare Services, Inc.  
(MN) 41-1289245 100%

Optum, Inc.  
(DE) 30-0580620 100%

OptumHealth Holdings, LLC(1)  
(DE) 47-1192395 100%

Optum Services, Inc.  
(DE) 45-4683454 100%

OptumHealth International B.V.  
(Netherlands) 98-1106868 100%

Optum Health & Technology Holdings (US), LLC(1)  
(MO) 43-1747235 100%

Connexions, Inc.  
(FL) 59-3684411 100%

HealthAllies, Inc.  
(DE) 95-4763349 100%

OptumHealth Care Solutions, Inc.  
(MN) 41-1591944 100%

Connexions HCI, LLC(1)  
(FL) 20-1825933 100%

United Behavioral Health  
(CA) 94-2649097 100%

U.S. Behavioral Health Plan, California  
(CA) 94-3077084 Knox Keene 933-0259 100%

United Behavioral Health of New York, I.P.A., Inc.  
(NY) 41-1868911 100%

Distance Learning Network, Inc.  
(DE) 30-0238641 100%

Logistics Health, Inc.  
(WI) 39-1974851 100%

MSLA Management LLC  
(DE) 100%

Unimerica Insurance Company  
(WI) 52-1996029 NAIC No. 91529 INS 100%

OptumHealth Financial Services, Inc.  
(DE) 47-0858530 100%

United Resource Networks IPA of New York, Inc.  
(NY) 30-0318238 100%

Plus One Holdings, Inc.  
(DE) 13-3613705 100%

Plus One Health Management Puerto Rico, Inc.  
(PR) 100%

Managed Physical Network, Inc.  
(NY) 14-1782475 100%

ACN Group IPA of New York, Inc.  
(NY) 41-1913523 100%

ACN Group of California, Inc.  
(CA) 27-0015861 Knox Keene 933-0407 100%

Optum Biometrics, Inc.  
(IL) 36-3437660 100%

OrthoNet Holdings, Inc.  
(DE) 13-3960641 100%

OrthoNet LLC(1)  
(NY) 13-3818652 100%

OrthoNet of the Mid-Atlantic, Inc.  
(DE) 30-0029448 NAIC: 11068 100%

OrthoNet New York IPA, Inc.  
(NY) 13-4025898 100%

OrthoNet West, Inc.  
(DE) 20-0221966 100%

OrthoNet Services, Inc.  
(DE) 46-1581769 100%

OrthoNet of the South, Inc.  
(DE) 26-2884306 100%

Cardio Management, Inc.  
(DE) 46-1981651 100%

Alere Health, LLC (1)  
(DE) 26-2564744 100%

Alere Women's and Children's Health, LLC (1)  
(DE) 58-2205984 100%

Alere of New York, Inc.  
(NY) 58-1873062 100%

Alere Healthcare of Illinois, Inc.  
(GA) 58-2068880 100%

Alere Health Improvement Company  
(DE) 22-3493126 100%

Alere Wellbeing, Inc.  
(DE) 20-0231080 100%

Alere Wellology, Inc.  
(DE) 54-1776557 100%

Catalyst360, LLC(1)  
(DE) 20-5807941 100%

Rally Health, Inc.(48)  
(DE) 35-2493256 74%

Audax Health Solutions, LLC(1)  
(DE) 47-0990056 100%

Spotlite, Inc.  
(DE) 46-5587702 100%

Optum Health & Technology (India) Private Limited(12)  
(India) 98-1095799 99.996%

Optum Health & Technology (Singapore) Pte. Ltd.  
(Singapore) 98-1184561 100%

Optum Health & Technology Serviços do Brasil Ltda.(25)  
(Brazil) 98-1184561 99.99%

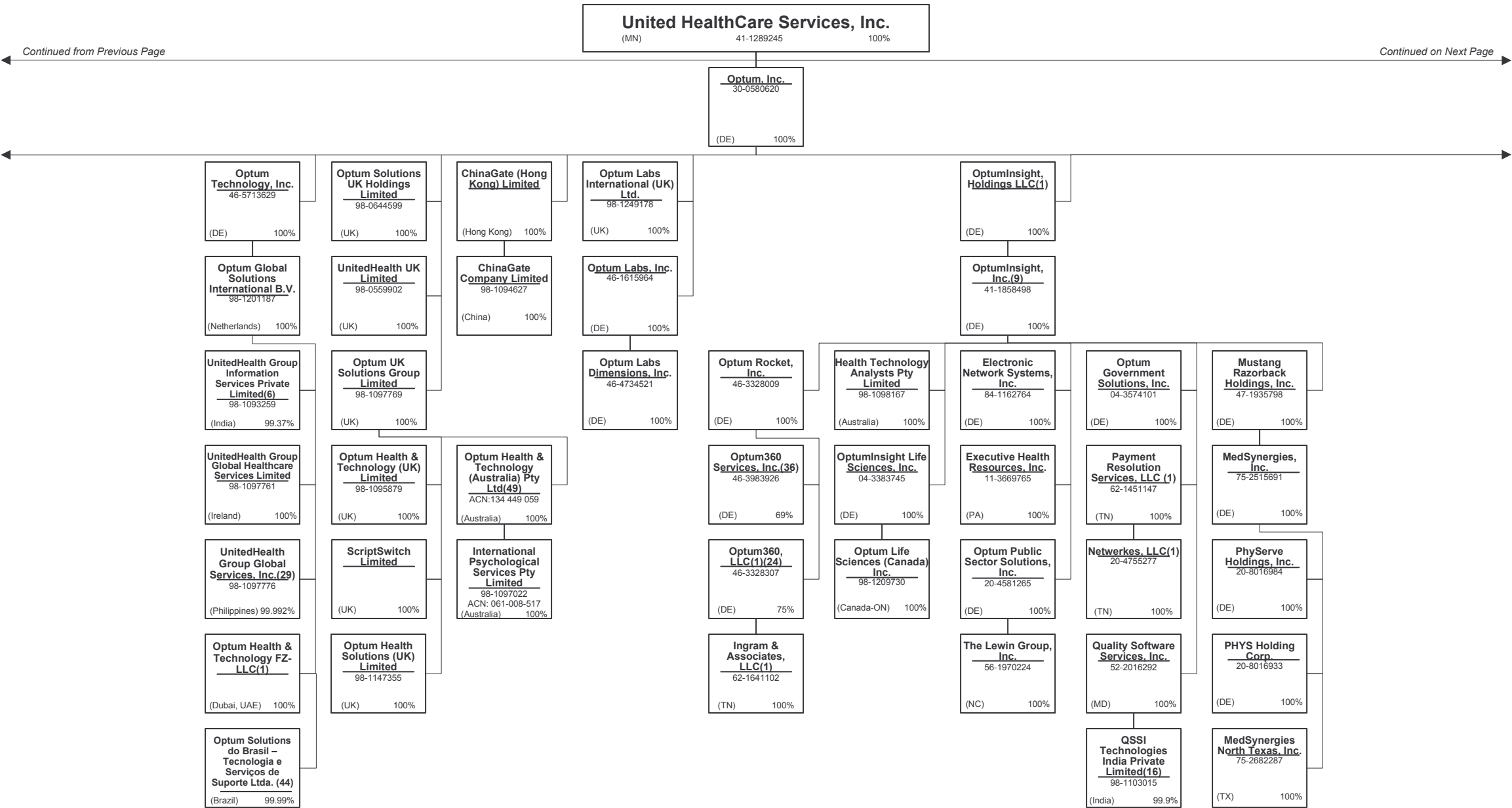
Imed Star - Serviços de Desempenho Organizacional Ltda.(31)  
(Brazil) 99.99998%

Medalliance Net Ltda.  
(Brazil) 100%

Optum Health Services (Canada) Ltd.  
(Canada-BC) 98-1097921 100%

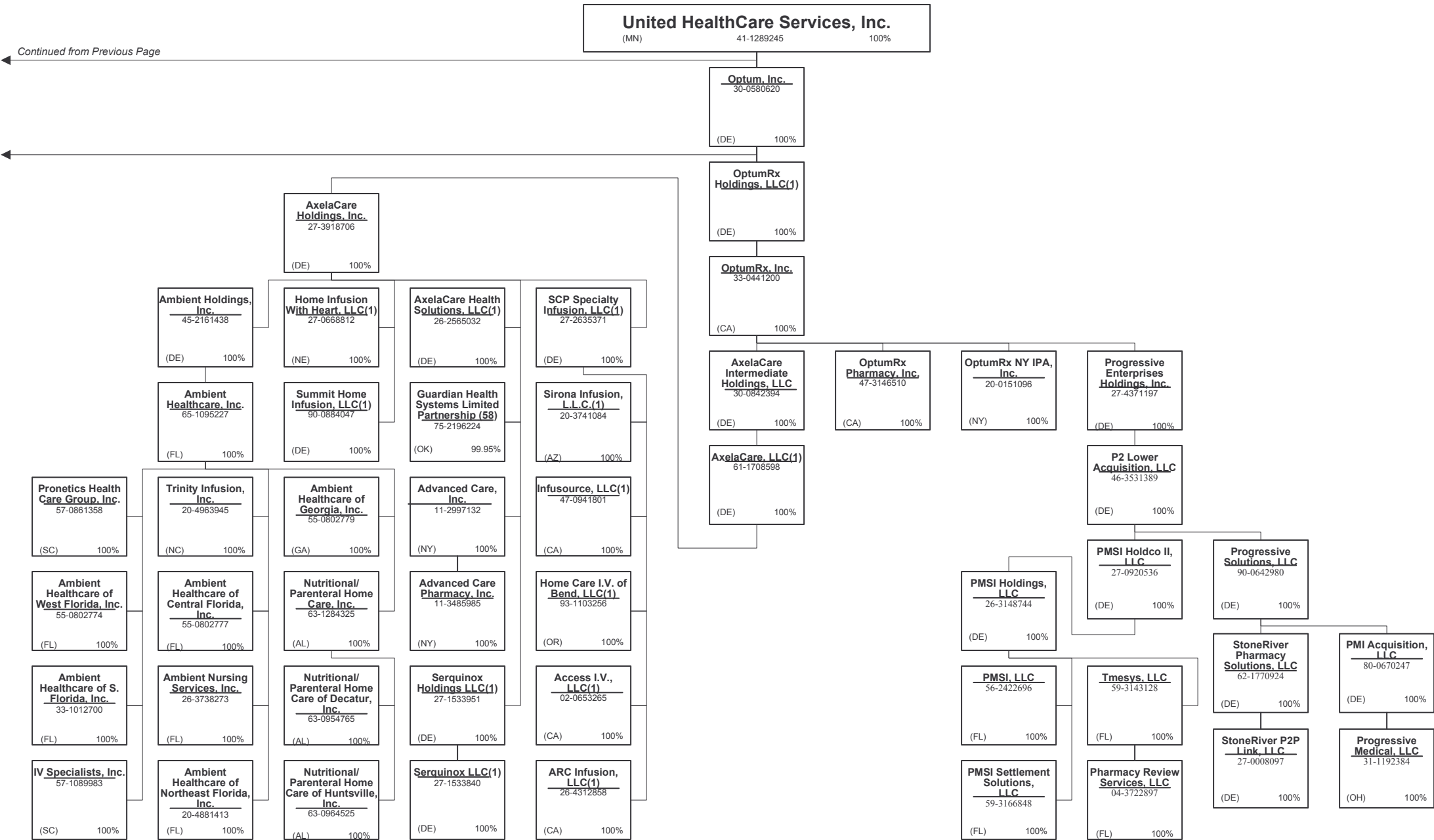
Optum Management Consulting (Shanghai) Co.,

SCHEDULE Y – INFORMATION CONCERNING ACTIVITIES OF INSURER MEMBERS OF A HOLDING COMPANY GROUP  
PART 1 – ORGANIZATIONAL CHART



[illegible]

SCHEDULE Y – INFORMATION CONCERNING ACTIVITIES OF INSURER MEMBERS OF A HOLDING COMPANY GROUP  
PART 1 – ORGANIZATIONAL CHART





SCHEDULE Y – INFORMATION CONCERNING ACTIVITIES OF INSURER MEMBERS OF A HOLDING COMPANY GROUP  
PART 1 – ORGANIZATIONAL CHART

Notes

All legal entities on the Organization Chart are Corporations unless otherwise indicated.		(20)	Orthology, Inc. is 80% owned by UnitedHealth Group Ventures, LLC and 20% owned by external shareholders.
(1)	Entity is a Limited Liability Company	(21)	Excellion Serviços Biomédicos S.A.is 100% owned by Esho – Empresa de Serviços Hospitalares S.A
(2)	Entity is a Partnership	(22)	Branch offices in Iraq and Uganda.
(3)	Entity is a Non-Profit Corporation	(23)	Cemed Care Empresa de Atendimento Clínico Geral Ltda. Is 99.999999% owned by Amil Assistência Médica Internacional S.A. and 0.000001% owned by Amico Saúde Ltda.
(4)	Control of the Foundation is based on sole membership, not the ownership of voting securities	(24)	Optum 360, LLC is 69% owned by Optum Rocket, Inc; the remaining 31% is owned by external holders.
(5)	COI Participações S.A. is 85% owned by Etho – Empresa de Tecnologia Hospitalar Ltda and 15% owned by COIPAR Participações S.A.	(25)	Optum Health & Technology Serviços do Brasil Ltda. is 99.9961% owned byOptumHealth International B.V. and .0039% owned by OptumInsight, Inc.
(6)	UnitedHealth Group Information Services Private Limited is 99.37% owned by Optum Global Solutions International B.V. The remaining 0.63 % is owned by UnitedHealth International, Inc.	(26)	Bosque Medical Center S.A. is 78.2049803% owned by Amil Assistência Médica Internacional S.A.and 21.7950197% owned by Etsho – Empresa de Servicos Hospitalarea S.A.
(7)	UnitedHealthcare India Private Limited is 99.9935% owned by UnitedHealthcare International II B.V. and 0.0065% owned by UnitedHealth International, Inc.	(27)	AHJV, Inc. is 75% owned by NAMM Holdings, Inc. and 25% owned by Humana, Inc.
(8)	General partnership interests are held by United HealthCare Services, Inc. (89.77%) and by UnitedHealthcare, Inc. (10.23%). United HealthCare Services, Inc. also holds 100% of the limited partnership interests. When combining general and limited partner interests, United HealthCare Services, Inc. owns 94.18% and UnitedHealthcare, Inc. owns 5.83%.	(28)	Real Appeal, Inc. is majority-owned by UHG or one of its affiliates and the remaining 2% is owned by Real Appeal Management.
(9)	Branch office located in Abu Dhabi, UAE.	(29)	UnitedHealth Group Global Services, Inc. is 99.992% owned by Optum Global Solutions International B.V., and the remaining 0.008% is held by the company's directors.
(10)	WellMed Medical Management, Inc. is 80% owned by Collaborative Care Holdings, LLC and 20% owned by WMG Healthcare Partners, L.P.	(30)	Amil Clinical Research Participações Ltda. is 99.95% owned by Amil Lifesciences Participações Ltda. and 0.05% owned by Cemed Care – Empresa de Atendimento Clinico Geral Ltda.
(11)	Seisa Serviços Integrados de Saúde Ltda is 99.99% owned by Amil Assistência Médica Internacional S.A. and 0.000008% owned by Cemed Care – Empresa de Atendimento Clinico Geral Ltda.	(31)	Imed Star Serviços de Desempenho Organizacional Ltda.is 99.99998% owned by Optum Health & Technology Serviços do Brasil Ltda and 0.00002% owned by UHG Brasil Participações S.A.
(12)	Optum Health & Technology (India) Private Limited is 99.996% owned by OptumHealth International B.V. and 0.004 % owned by United Behavioral Health.	(32)	TBD
(13)	INSPIRIS of Texas Physician Group is a Texas non-profit (taxable) whose sole member is Inspiris Services Company.	(33)	Hospital Alvorada Taguatinga Ltda.is 74.39679% owned by Amil Assistência Médica Internacional S.A, 25.60321% by Bosque Medical Center S.A.
(14)	PrimeCare of Citrus Valley, Inc. is 80% owned by PrimeCare Medical Network, Inc. and 20% owned by Citrus Valley Medical Associates, Inc.	(34)	Amil Lifesciences Participações Ltda. Is 99.99966% owned by Amil Assistência Médica Internacional S.A and 0.00034% owned by Cemed Care Empresa de Atendimento Clinico Geral Ltda.
(15)	Optum Clinics Holdings, Inc. is 97.2% owned by Collaborative Care Holdings, LLC and 2.8% is owned by external shareholders.	(35)	FrontierMEDEX Kenya Limited is 99.9% owned by Frontier MEDEX Limited and 0.1% owned by UnitedHealthcare International I B.V.
(16)	QSSI Technologies India Private Limited is 99.9% owned by Quality Software Services, Inc. and 0.1% owned by an Indian citizen.	(36)	Optum360 Services, Inc. is 69% owned by Optum Rocket, Inc.; and the remaining 31% is owned by external shareholders.
(17)	Amico Saúde Ltda. is 98.87947% owned by Amil Assistência Médica Internacional S.A. and 0.1.12053% owned by Cemed Care – Empresa de Atendimento Clinico Geral Ltda.	(37)	The limited partners of UnitedHealth Group International, L.P. include FMG Holdings, LLC (14.8145%), Hygeia Corporation (DE) (0.2012%) and UnitedHealth Group Incorporated (84.9843%). UnitedHealth Group International GP is the general partner of UnitedHealth Group International, L.P.
(18)	Esho – Empresa de Serviços Hospitalares S.A. is 99.206059% owned by Amil Assistência Médica Internacional S.A.; 0.034900% owned by Treasury Shares and .759041% owned by external shareholders.	(38)	Polar II Fundo de Investimento em Participações is a Brazilian private equity investment fund incorporated in the form of a closed-end condominium.
(19)	Etho – Empresa de Tecnologia Hospitalar Ltda. 71.91% owned by Amil Assistência Médica Internacional S.A.and 28.08% owned by an external shareholder.	(39)	XLHealth Corporation India Private Limited is 99.999% held by XLHealth Corporation and 0.001% is held by an officer of the Corporation.

SCHEDULE Y – INFORMATION CONCERNING ACTIVITIES OF INSURER MEMBERS OF A HOLDING COMPANY GROUP  
PART 1 – ORGANIZATIONAL CHART

Notes

- (40) Amil Assistência Médica Internacional S.A. is 90.23% owned by Polar II Fundo de Investimento em Participações and the remaining 9.77% is owned by the former controlling shareholders of Amil Assistência Médica Internacional S.A.
- (41) Lusiadas A.C.E. is 70% owned by Lusiadas, SGPS, S.A., 10% owned by Lusiadas – Parcerias Cascais, S.A., and 20% owned by Lusiadas, S.A.
- (42) TBD
- (43) Frontier MEDEX Tanzania Limited is 99% owned by Frontier MEDEX Limited. The remaining 1% is owned by a former officer of Frontier MEDEX Limited and is being transferred to UnitedHealthcare International I BV.
- (44) Optum Solutions do Brasil – Tecnologia e Serviços de Suporte Ltda., is 99.999996% owned by Optum Global Solutions International B.V.and 0.000004% owned by OptumHealth International B.V.
- (45) TBD
- (46) Polo Holdco, LLC is 80.1% owned by Collaborative Care Holdings, LLC and the remaining 19.9% being owned by an outside third party.
- (47) Representative office in Beijing, China.
- (48) The remaining 26% is owned by internal and external investors.
- (49) Branch office located in Hong Kong.
- (50) Dental Center Serviços Odontológicos Ltda. is 100% owned by Seisa Servicos Integrados de Saúde Ltda.
- (51) Hospital AMA S.A. is 50.48% owned by Esho – Empresa de Serviços Hospitalares S.A. and 49.52% owned by Seisa Serviços Integrados de Saúde Ltda.
- (52) WESTMED Practice Partners LLC is 86.15% owned by Collaborative Care Holdings, LLC and 13.85% owned by external shareholders.
- (53) ProHealth Medical Management, LLC is 80% owned by Collaborative Care Holdings, LLC and 20% owned by an external shareholder.
- (54) PROHEALTH FITNESS OF LAKE SUCCESS, LLC IS 82.62% owned by ProHealth Medical Management, LLC and 17.38% by an external shareholder.
- (55) Hospital Maternidade Promater Ltda is 99.99% owned by Esho – Empresa de Servicos Hospitalares S.A. and 0.00006% owned by Seisa Serviços Integrados de Saúde Ltda.
- (56) Hospital Geral e Maternidade Madre Maria Theodora Ltda. is 99.9999% owned by Esho – Empresa de Serviços Hospitalares S.A. and 0.00001% owned by Cemed Care Empresa de Atendimento Clínico Geral Ltda.
- (57) Angiografia e Hemodinâmica Madre Theodora Ltda. Is 50% owned by Esho – Empresa de Servicos Hospitalares S.A. and 50% owned by 28 individual partners.
- (58) Guardian Health Systems Limited Partnership is 99.95% owned by AxelaCare Holdings, Inc. with the remaining 0.05% interest as a limited partner being held by AxelaCare Health Solutions, LLC.

**SCHEDULE Y**  
**PART 1A - DETAIL OF INSURANCE HOLDING COMPANY SYSTEM**

1	2	3	4	5	6	7	8	9	10	11	12	13	14	15
Group Code	Group Name	NAIC Company Code	ID Number	Federal RSSD	CIK	Name of Securities Exchange if Publicly Traded (U.S. or International)	Names of Parent, Subsidiaries Or Affiliates	Domiciliary Location	Relationship to Reporting Entity	Directly Controlled by (Name of Entity/Person)	Type of Control (Ownership, Board, Management, Attorney-in-Fact, Influence, Other)	If Control is Ownership Provide Percentage	Ultimate Controlling Entity(ies)/Person(s)	*
		00000	98-1258208				1031387 B.C. Unlimited Liability Company	CAN	NIA	OptumRx Group Holdings, Inc.	Ownership	100.000	UnitedHealth Group Incorporated	
		00000					1069668 B.C. Ltd.	CAN	NIA	OptumRx Group Holdings, Inc.	Ownership	100.000	UnitedHealth Group Incorporated	
		00000	27-2624551				310 Canyon Medical, LLC	CA	NIA	Monarch Management Services, Inc.	Ownership	100.000	UnitedHealth Group Incorporated	
		00000	02-0653265				Access I.V., LLC	CA	NIA	SCP Specialty Infusion, LLC	Ownership	100.000	UnitedHealth Group Incorporated	
		00000	41-1913523				ACN Group IPA of New York, Inc.	NY	NIA	OptumHealth Care Solutions, Inc.	Ownership	100.000	UnitedHealth Group Incorporated	
		00000	27-0015861				ACN Group of California, Inc.	CA	IA	OptumHealth Care Solutions, Inc.	Ownership	100.000	UnitedHealth Group Incorporated	
		00000	11-3485985				Advanced Care Pharmacy, Inc.	NY	NIA	Advanced Care, Inc.	Ownership	100.000	UnitedHealth Group Incorporated	
		00000	11-2997132				Advanced Care, Inc.	NY	NIA	AxelaCare Holdings, Inc.	Ownership	100.000	UnitedHealth Group Incorporated	
		00000	38-3849068				AHJV MSO, Inc.	DE	NIA	AHJV, Inc.	Ownership	100.000	UnitedHealth Group Incorporated	
		00000	38-3849066				AHJV, Inc.	DE	NIA	NAMM Holdings, Inc.	Ownership	100.000	UnitedHealth Group Incorporated	
		00000	22-3493126				Alere Health Improvement Company	DE	NIA	Alere Health, LLC	Ownership	100.000	UnitedHealth Group Incorporated	
		00000	26-2564744				Alere Health, LLC	DE	NIA	OptumHealth Care Solutions, Inc.	Ownership	100.000	UnitedHealth Group Incorporated	
										Alere Women's and Children's Health, LLC				
		00000	58-2068880				Alere Healthcare of Illinois, Inc.	GA	NIA		Ownership	100.000	UnitedHealth Group Incorporated	
										Alere Women's and Children's Health, LLC				
		00000	58-1873062				Alere of New York, Inc.	NY	NIA		Ownership	100.000	UnitedHealth Group Incorporated	
		00000	20-0231080				Alere Wellbeing, Inc.	DE	NIA	Alere Health, LLC	Ownership	100.000	UnitedHealth Group Incorporated	
		00000	54-1776557				Alere Wellology, Inc.	DE	NIA	Alere Health, LLC	Ownership	100.000	UnitedHealth Group Incorporated	
		00000	58-2205984				Alere Women's and Children's Health, LLC	DE	NIA	Alere Health, LLC	Ownership	100.000	UnitedHealth Group Incorporated	
0707	UnitedHealth Group Incorporated	82406	35-1665915				All Savers Insurance Company	IN	IA	Golden Rule Financial Corporation	Ownership	100.000	UnitedHealth Group Incorporated	
							All Savers Life Insurance Company of California	CA	IA	Golden Rule Financial Corporation	Ownership	100.000	UnitedHealth Group Incorporated	
		00000	55-0802777				Ambient Healthcare of Central Florida, Inc.	FL	NIA	Ambient Healthcare, Inc.	Ownership	100.000	UnitedHealth Group Incorporated	
		00000	55-0802779				Ambient Healthcare of Georgia, Inc.	GA	NIA	Ambient Healthcare, Inc.	Ownership	100.000	UnitedHealth Group Incorporated	
							Ambient Healthcare of Northeast Florida, Inc.	FL	NIA	Ambient Healthcare, Inc.	Ownership	100.000	UnitedHealth Group Incorporated	
		00000	20-4881413				Ambient Healthcare of S. Florida, Inc.	FL	NIA	Ambient Healthcare, Inc.	Ownership	100.000	UnitedHealth Group Incorporated	
		00000	33-1012700				Ambient Healthcare of West Florida, Inc.	FL	NIA	Ambient Healthcare, Inc.	Ownership	100.000	UnitedHealth Group Incorporated	
		00000	55-0802774				Ambient Healthcare, Inc.	FL	NIA	Ambient Holdings, Inc.	Ownership	100.000	UnitedHealth Group Incorporated	
		00000	65-1095227				Ambient Holdings, Inc.	DE	NIA	AxelaCare Holdings, Inc.	Ownership	100.000	UnitedHealth Group Incorporated	
		00000	45-2161438				Ambient Nursing Services, Inc.	FL	NIA	Ambient Healthcare, Inc.	Ownership	100.000	UnitedHealth Group Incorporated	
		00000	26-3738273				AmeriChoice Corporation	DE	NIA	UnitedHealth Group Incorporated	Ownership	100.000	UnitedHealth Group Incorporated	
		00000	54-1743136				AmeriChoice Health Services, Inc.	DE	NIA	AmeriChoice Corporation	Ownership	100.000	UnitedHealth Group Incorporated	
0707	UnitedHealth Group Incorporated	13178	26-2481299				AmeriChoice of Connecticut, Inc.	CT	IA	AmeriChoice Corporation	Ownership	100.000	UnitedHealth Group Incorporated	
0707	UnitedHealth Group Incorporated	95497	22-3368602				AmeriChoice of New Jersey, Inc.	NJ	IA	AmeriChoice Corporation	Ownership	100.000	UnitedHealth Group Incorporated	
										Amil Assistência Médica Internacional S.A.				
		00000	98-1108620				Amico Saúde Ltda.	BRA	NIA	Cemed Care - Empresa de Atendimento Clínico Geral Ltda.	Ownership	98.879	UnitedHealth Group Incorporated	
		00000	98-1108620				Amico Saúde Ltda.	BRA	NIA	Polar II Fundo de Investimento em Participações	Ownership	1.121	UnitedHealth Group Incorporated	
							Amil Assistência Médica Internacional S.A.	BRA	NIA	Esho - Empresa de Serviços Hospitalares S.A.	Ownership	90.230	UnitedHealth Group Incorporated	2
							Amil Clinical Research Participações Ltda.	BRA	NIA	Cemed Care - Empresa de Atendimento Clínico Geral Ltda.	Ownership	99.950	UnitedHealth Group Incorporated	
		00000	98-1109085				Amil Clinical Research Participações Ltda.	BRA	NIA	Amil Assistência Médica Internacional S.A.	Ownership	0.050	UnitedHealth Group Incorporated	
		00000	98-1138212				AMIL International S.á.r.l.	LUX	NIA	Amil Assistência Médica Internacional S.A.	Ownership	100.000	UnitedHealth Group Incorporated	
		00000	98-1110579				Amil Lifesciences Participações Ltda.	BRA	NIA	Amil Assistência Médica Internacional S.A.	Ownership	100.000	UnitedHealth Group Incorporated	

**SCHEDULE Y**  
**PART 1A - DETAIL OF INSURANCE HOLDING COMPANY SYSTEM**

1	2	3	4	5	6	7	8	9	10	11	12	13	14	15
Group Code	Group Name	NAIC Company Code	ID Number	Federal RSSD	CIK	Name of Securities Exchange if Publicly Traded (U.S. or International)	Names of Parent, Subsidiaries Or Affiliates	Domi-ciliary Location	Relation-ship to Reporting Entity	Directly Controlled by (Name of Entity/Person)	Type of Control (Ownership, Board, Management, Attorney-in-Fact, Influence, Other)	If Control is Owner-ship Provide Per-centage	Ultimate Controlling Entity(ies)/Person(s)	*
		.00000	98-1110579				Amil Lifesciences Participações Ltda. ....	..BRA	.....NIA.....	Cemed Care – Empresa de Atendimento Clínico Geral Ltda. ....	Ownership.....	...0.000	UnitedHealth Group Incorporated .....	
		.00000					Angiografia e Hemodinâmica Madre Theodora Ltda. ....	..BRA	.....NIA.....	Esho – Empresa de Serviços Hospitalares S.A. ....	Ownership.....	..50.000	UnitedHealth Group Incorporated .....	..2
		.00000	27-2068687				AppleCare Medical Management, LLC .....	..DE	.....NIA.....	Collaborative Care Holdings, LLC .....	Ownership.....	..100.000	UnitedHealth Group Incorporated .....	
		.00000	26-4312858				ARC Infusion, LLC .....	..CA	.....NIA.....	SCP Specialty Infusion, LLC .....	Ownership.....	..100.000	UnitedHealth Group Incorporated .....	
		.00000	86-0813232				Arizona Physicians IPA, Inc. ....	..AZ	.....IA.....	UnitedHealthcare, Inc. ....	Ownership.....	..100.000	UnitedHealth Group Incorporated .....	
		.00000	90-0369702				ASI Global, LLC .....	..TX	.....NIA.....	FrontierMEDEX, Inc. ....	Ownership.....	..100.000	UnitedHealth Group Incorporated .....	
		.00000	26-3878957				AssuranceRx, LLC .....	..AL	.....NIA.....	BriovaRx, LLC .....	Ownership.....	..100.000	UnitedHealth Group Incorporated .....	
		.00000	47-0990056				Audax Health Solutions, LLC .....	..DE	.....NIA.....	Rally Health, Inc. ....	Ownership.....	..100.000	UnitedHealth Group Incorporated .....	
		.00000	80-0368187				Aveta Arizona, Inc. ....	..AZ	.....NIA.....	NAMM Holdings, Inc. ....	Ownership.....	..100.000	UnitedHealth Group Incorporated .....	
		.00000	90-0632302				Aveta Health Solutions Inc. ....	..DE	.....NIA.....	NAMM Holdings, Inc. ....	Ownership.....	..100.000	UnitedHealth Group Incorporated .....	
		.00000	20-4057813				Aveta Inc. ....	..DE	.....NIA.....	Collaborative Care Holdings, LLC .....	Ownership.....	..100.000	UnitedHealth Group Incorporated .....	
		.00000	27-2823524				Aveta Kansas City, Inc. ....	..KS	.....NIA.....	NAMM Holdings, Inc. ....	Ownership.....	..100.000	UnitedHealth Group Incorporated .....	
		.00000	36-4704309				Aveta Tennessee, Inc .....	..DE	.....NIA.....	NAMM Holdings, Inc. ....	Ownership.....	..100.000	UnitedHealth Group Incorporated .....	
		.00000	26-2565032				AxelaCare Health Solutions, LLC .....	..DE	.....NIA.....	AxelaCare Holdings, Inc. ....	Ownership.....	..100.000	UnitedHealth Group Incorporated .....	
		.00000	27-3918706		0001507772		AxelaCare Holdings, Inc. ....	..DE	.....NIA.....	AxelaCare, LLC .....	Ownership.....	..100.000	UnitedHealth Group Incorporated .....	
		.00000	30-0842394				AxelaCare Intermediate Holdings, LLC .....	..DE	.....NIA.....	OptumRx, Inc. ....	Ownership.....	..100.000	UnitedHealth Group Incorporated .....	
		.00000	61-1708598				AxelaCare, LLC .....	..DE	.....NIA.....	AxelaCare Intermediate Holdings, LLC .....	Ownership.....	..100.000	UnitedHealth Group Incorporated .....	
		.00000	88-0267857				Behavioral Healthcare Options, Inc. ....	..NV	.....NIA.....	Sierra Health Services, Inc. ....	Ownership.....	..100.000	UnitedHealth Group Incorporated .....	
		.00000	98-1112673				Bosque Medical Center S.A. ....	..BRA	.....NIA.....	S.A. Assistência Médica Internacional S.A. ....	Ownership.....	..78.210	UnitedHealth Group Incorporated .....	
		.00000	98-1112673				Bosque Medical Center S.A. ....	..BRA	.....NIA.....	Esho – Empresa de Serviços Hospitalares S.A. ....	Ownership.....	..21.790	UnitedHealth Group Incorporated .....	
		.00000	27-1930321				BriovaRx of Georgia, LLC .....	..GA	.....NIA.....	BriovaRx, LLC .....	Ownership.....	..100.000	UnitedHealth Group Incorporated .....	
		.00000	27-2348504				BriovaRx of Hawaii, LLC .....	..HI	.....NIA.....	OptumRx PBM of Illinois, Inc. ....	Ownership.....	..100.000	UnitedHealth Group Incorporated .....	
		.00000	46-2731176				BriovaRx of Indiana, LLC .....	..IN	.....NIA.....	OptumRx PBM of Illinois, Inc. ....	Ownership.....	..100.000	UnitedHealth Group Incorporated .....	
		.00000	46-2790537				BriovaRx of Louisiana, LLC .....	..LA	.....NIA.....	BriovaRx, LLC .....	Ownership.....	..100.000	UnitedHealth Group Incorporated .....	
		.00000	01-0516051				BriovaRx of Maine, Inc. ....	..ME	.....NIA.....	OptumRx PBM of Illinois, Inc. ....	Ownership.....	..100.000	UnitedHealth Group Incorporated .....	
		.00000	27-3331130				BriovaRx of Massachusetts, LLC .....	..MA	.....NIA.....	OptumRx PBM of Illinois, Inc. ....	Ownership.....	..100.000	UnitedHealth Group Incorporated .....	
		.00000	45-2532834				BriovaRx of Nevada, LLC .....	..NV	.....NIA.....	OptumRx PBM of Illinois, Inc. ....	Ownership.....	..100.000	UnitedHealth Group Incorporated .....	
		.00000	20-2719823				BriovaRx of Texas, Inc. ....	..TX	.....NIA.....	Catamaran Home Delivery of Florida, Inc. ....	Ownership.....	..100.000	UnitedHealth Group Incorporated .....	
		.00000	55-0824381				BriovaRx, LLC .....	..AL	.....NIA.....	BriovaRx of Maine, Inc. ....	Ownership.....	..100.000	UnitedHealth Group Incorporated .....	
		.00000	46-1981651				Cardio Management, Inc. ....	..DE	.....NIA.....	OrthoNet Holdings, Inc. ....	Ownership.....	..100.000	UnitedHealth Group Incorporated .....	
		.00000	20-8375685				Care Improvement Plus Group Management, LLC .....	..MD	.....NIA.....	XLHealth Corporation .....	Ownership.....	..100.000	UnitedHealth Group Incorporated .....	
...0707	UnitedHealth Group Incorporated .....	.12558	45-4976934				Care Improvement Plus of Texas Insurance Company .....	..TX	.....IA.....	XLHealth Corporation .....	Ownership.....	..100.000	UnitedHealth Group Incorporated .....	
...0707	UnitedHealth Group Incorporated .....	.12567	20-3888112				Care Improvement Plus South Central Insurance Company .....	..AR	.....IA.....	XLHealth Corporation .....	Ownership.....	..100.000	UnitedHealth Group Incorporated .....	
...0707	UnitedHealth Group Incorporated .....	.14041	27-5038136				Care Improvement Plus Wisconsin Insurance Company .....	..WI	.....IA.....	XLHealth Corporation .....	Ownership.....	..100.000	UnitedHealth Group Incorporated .....	
		.00000	20-5807941				Catalyst360, LLC .....	..DE	.....NIA.....	Optum Services, Inc. ....	Ownership.....	..100.000	UnitedHealth Group Incorporated .....	
		.00000	31-1728846				Catamaran Discount Card Services, LLC .....	..DE	.....NIA.....	OptumRx PBM of Illinois, Inc. ....	Ownership.....	..100.000	UnitedHealth Group Incorporated .....	
		.00000	46-0666840				Catamaran Health Solutions, LLC .....	..DE	.....NIA.....	OptumRx Administrative Services, LLC .....	Ownership.....	..100.000	UnitedHealth Group Incorporated .....	
		.00000	80-0870454				Catamaran Holdings I, LLC .....	..DE	.....NIA.....	1031387 B.C. Unlimited Liability Company .....	Ownership.....	..100.000	UnitedHealth Group Incorporated .....	
		.00000	11-3647935				Catamaran Home Delivery of Florida, Inc. ....	..DE	.....NIA.....	OptumRx PBM of Illinois, Inc. ....	Ownership.....	..100.000	UnitedHealth Group Incorporated .....	
...0707	UnitedHealth Group Incorporated .....	.69647	31-0628424				Catamaran Insurance of Ohio, Inc. ....	..OH	.....IA.....	OptumRx PBM of Maryland, Inc. ....	Ownership.....	..100.000	UnitedHealth Group Incorporated .....	
		.00000	20-0218027				Catamaran IPA III, Inc. ....	..NY	.....NIA.....	Catamaran PBM of Illinois II, Inc. ....	Ownership.....	..100.000	UnitedHealth Group Incorporated .....	

SCHEDULE Y  
PART 1A - DETAIL OF INSURANCE HOLDING COMPANY SYSTEM

1	2	3	4	5	6	7	8	9	10	11	12	13	14	15
Group Code	Group Name	NAIC Company Code	ID Number	Federal RSSD	CIK	Name of Securities Exchange if Publicly Traded (U.S. or International)	Names of Parent, Subsidiaries Or Affiliates	Domi-ciliary Location	Relation-ship to Reporting Entity	Directly Controlled by (Name of Entity/Person)	Type of Control (Ownership, Board, Management, Attorney-in-Fact, Influence, Other)	If Control is Owner-ship Provide Percen-tage	Ultimate Controlling Entity(ies)/Person(s)	*
		.00000	27-4241298				Catamaran Mail, LLC	.DE	NIA	Catamaran Health Solutions, LLC	Ownership	100.000	UnitedHealth Group Incorporated	
		.00000					Catamaran Newco, LLC	.DE	NIA	Catamaran Holdings I, LLC	Ownership	100.000	UnitedHealth Group Incorporated	
		.00000	27-3419292				Catamaran of Pennsylvania, LLC	.DE	NIA	Catamaran Health Solutions, LLC	Ownership	100.000	UnitedHealth Group Incorporated	
		.00000	36-4049815				Catamaran PBM of Illinois II, Inc.	.IL	NIA	OptumRx PBM of Maryland, Inc.	Ownership	100.000	UnitedHealth Group Incorporated	
		.00000	26-1424534				Catamaran PBM of Puerto Rico, LLC	.NV	NIA	OptumRx PBM of Maryland, Inc.	Ownership	100.000	UnitedHealth Group Incorporated	
		.00000	16-1767416				Catamaran PD of Pennsylvania, LLC	.PA	NIA	Catamaran of Pennsylvania, LLC	Ownership	100.000	UnitedHealth Group Incorporated	
		.00000	26-1438879				Catamaran PD of Puerto Rico, LLC	.NV	NIA	OptumRx PBM of Maryland, Inc.	Ownership	100.000	UnitedHealth Group Incorporated	
		.00000	88-0373347				Catamaran Pharmacy of Nevada, Inc.	.NV	NIA	Catamaran Health Solutions, LLC	Ownership	100.000	UnitedHealth Group Incorporated	
		.00000	26-3633484				Catamaran Rebate Management, Inc.	.NV	NIA	OptumRx PBM of Maryland, Inc.	Ownership	100.000	UnitedHealth Group Incorporated	
							1031387 B.C. Unlimited Liability Company							
		.00000	98-1069737				Catamaran S.á.r.l.	.LUX	NIA		Ownership	100.000	UnitedHealth Group Incorporated	
		.00000	26-0543382				Catamaran Senior Services, LLC	.AL	NIA	Optum Hospice Pharmacy Services, LLC	Ownership	100.000	UnitedHealth Group Incorporated	
							Cemed Care – Empresa de Atendimento Clínico Geral Ltda.	.BRA	NIA	Amil Assistência Médica Internacional S.A.	Ownership	100.000	UnitedHealth Group Incorporated	
							Cemed Care – Empresa de Atendimento Clínico Geral Ltda.	.BRA	NIA	Amico Saúde Ltda.	Ownership	0.000	UnitedHealth Group Incorporated	
		.00000	98-1111491				ChinaGate (Hong Kong) Limited	.HKG	NIA	Optum, Inc.	Ownership	100.000	UnitedHealth Group Incorporated	
		.00000	98-1094627				ChinaGate Company Limited	.CHN	NIA	ChinaGate (Hong Kong) Limited	Ownership	100.000	UnitedHealth Group Incorporated	
							CMS – Central de Manipulação e Serviços Farmacêuticos S.A.	.BRA	NIA	COI – Clínicas Oncológicas Integradas S.A.	Ownership	100.000	UnitedHealth Group Incorporated	
		.00000	56-2674371				Coachella Valley Physicians of PrimeCare, Inc.	.CA	NIA	PrimeCare Medical Network, Inc.	Ownership	100.000	UnitedHealth Group Incorporated	
		.00000	27-1193028				Coalition For Advanced Pharmacy Services, LLC	.DE	NIA	Catamaran Health Solutions, LLC	Ownership	100.000	UnitedHealth Group Incorporated	
		.00000					COI – Clínicas Oncológicas Integradas S.A.	.BRA	NIA	COI Participações S.A.	Ownership	100.000	UnitedHealth Group Incorporated	
										Esho – Empresa de Serviços Hospitalares S.A.	Ownership	85.000	UnitedHealth Group Incorporated	2
		.00000	27-2337616				COI Participações S.A.	.BRA	NIA	OptumHealth Holdings, LLC	Ownership	100.000	UnitedHealth Group Incorporated	
		.00000	27-2337487				Collaborative Care Holdings, LLC	.DE	NIA	Collaborative Care Holdings, LLC	Ownership	100.000	UnitedHealth Group Incorporated	
		.00000	27-3470466				Collaborative Care Services, Inc.	.DE	NIA	Collaborative Care Services, Inc.	Ownership	100.000	UnitedHealth Group Incorporated	
		.00000	45-2614005				Collaborative Care Solutions, LLC	.DE	NIA	Collaborative Care Holdings, LLC	Ownership	100.000	UnitedHealth Group Incorporated	
		.00000	11-3647007				Collaborative Realty, LLC	.NY	NIA	WellMed Medical Management, Inc.	Ownership	100.000	UnitedHealth Group Incorporated	
		.00000	61-1351358				Comfort Care Transportation, LLC	.TX	NIA	UMR, Inc.	Ownership	100.000	UnitedHealth Group Incorporated	
		.00000	20-1825933				Commonwealth Administrators, LLC	.KY	NIA	Connexions, Inc.	Ownership	100.000	UnitedHealth Group Incorporated	
		.00000	59-3684411				Connexions HCl, LLC	.FL	NIA	OptumHealth Holdings, LLC	Ownership	100.000	UnitedHealth Group Incorporated	
		.00000	20-5654789				Connexions, Inc.	.FL	NIA	Salveo Specialty Pharmacy, Inc.	Ownership	100.000	UnitedHealth Group Incorporated	
		.00000	26-0080565				Crescent Drug Corp.	.NY	NIA	Healthcare Solutions, Inc.	Ownership	100.000	UnitedHealth Group Incorporated	
		.00000					Cypress Care, Inc.	.DE	NIA	ProHEALTH Medical Management, LLC	Ownership	100.000	UnitedHealth Group Incorporated	
		.00000	52-1811176				Day-Op Surgery Consulting Company, LLC	.DE	NIA	Dental Benefit Providers, Inc.	Ownership	100.000	UnitedHealth Group Incorporated	
		.00000					DBP Services of New York IPA, Inc.	.NY	NIA					
							Dental Benefit Providers of California, Inc.	.CA	IA	Dental Benefit Providers, Inc.	Ownership	100.000	UnitedHealth Group Incorporated	
		.00000	52-1452809				Dental Benefit Providers of Illinois, Inc.	.IL	IA	Dental Benefit Providers, Inc.	Ownership	100.000	UnitedHealth Group Incorporated	
.0707	UnitedHealth Group Incorporated	52053	36-4008355				Dental Benefit Providers, Inc.	.DE	NIA	United HealthCare Services, Inc.	Ownership	100.000	UnitedHealth Group Incorporated	
		.00000	41-2014834							Esho – Empresa de Serviços Hospitalares S.A.	Ownership	80.000	UnitedHealth Group Incorporated	2
		.00000					Dilab Medicina Nuclear Ltda.	.BRA	NIA	OptumHealth Holdings, LLC	Ownership	100.000	UnitedHealth Group Incorporated	
		.00000	30-0238641				Distance Learning Network, Inc.	.DE	NIA	UnitedHealthcare Insurance Company	Ownership	100.000	UnitedHealth Group Incorporated	
		.00000					Duncan Printing Services, LLC	.SC	NIA	MedExpress Development, LLC	Ownership	100.000	UnitedHealth Group Incorporated	
		.00000	59-3625966				DWIC of Tampa Bay, Inc.	.FL	NIA	OptumInsight, Inc.	Ownership	100.000	UnitedHealth Group Incorporated	
		.00000	84-1162764				Electronic Network Systems, Inc.	.DE	NIA					

**SCHEDULE Y**  
**PART 1A - DETAIL OF INSURANCE HOLDING COMPANY SYSTEM**

1	2	3	4	5	6	7	8	9	10	11	12	13	14	15
Group Code	Group Name	NAIC Company Code	ID Number	Federal RSSD	CIK	Name of Securities Exchange if Publicly Traded (U.S. or International)	Names of Parent, Subsidiaries Or Affiliates	Domi-ciliary Location	Relation-ship to Reporting Entity	Directly Controlled by (Name of Entity/Person)	Type of Control (Ownership, Board, Management, Attorney-in-Fact, Influence, Other)	If Control is Owner-ship Provide Per-centage	Ultimate Controlling Entity(ies)/Person(s)	*
		00000	98-1103713				ELG FZE	ARE	NIA	Frontier MEDEX Limited	Ownership	100.000	UnitedHealth Group Incorporated	
		00000	98-1111172				Esho – Empresa de Serviços Hospitalares S.A.	BRA	NIA	Amil Assistência Médica Internacional S.A.	Ownership	99.206	UnitedHealth Group Incorporated	5
		00000					Etho – Empresa de Tecnologia Hospitalar Ltda.	BRA	NIA	Amil Assistência Médica Internacional S.A.	Ownership	71.910	UnitedHealth Group Incorporated	2
		00000	86-0964571				Evercare Collaborative Solutions, Inc.	DE	NIA	Ovations, Inc.	Ownership	100.000	UnitedHealth Group Incorporated	
		00000	98-1111239				Excellion Serviços Biomédicos S.A.	BRA	NIA	Esho – Empresa de Serviços Hospitalares S.A.	Ownership	100.000	UnitedHealth Group Incorporated	
		00000	11-3669765				Executive Health Resources, Inc.	PA	NIA	OptumInsight, Inc.	Ownership	100.000	UnitedHealth Group Incorporated	
		00000					Exploration for Mine Clearance LLC	IRQ	NIA	Frontier MEDEX Limited	Ownership	100.000	UnitedHealth Group Incorporated	
		00000	98-1113428				Exploration Logistics B.C. Ltd.	CAN	NIA	FrontierMEDEX Canada Limited	Ownership	100.000	UnitedHealth Group Incorporated	
		00000	88-0223385				Family Health Care Services	NV	NIA	Sierra Health Services, Inc.	Ownership	100.000	UnitedHealth Group Incorporated	
		00000	88-0257036				Family Home Hospice, Inc.	NV	NIA	Sierra Health Services, Inc.	Ownership	100.000	UnitedHealth Group Incorporated	
		00000	26-4106571				First Rx Specialty & Mail Services, LLC	DE	NIA	Catamaran Health Solutions, LLC	Ownership	100.000	UnitedHealth Group Incorporated	
		00000	35-2456267				FMG Holdings, LLC	DE	NIA	UnitedHealth Group Incorporated	Ownership	100.000	UnitedHealth Group Incorporated	
		00000	86-0908902				FOR HEALTH OF ARIZONA, INC.	AZ	NIA	For Health, Inc.	Ownership	100.000	UnitedHealth Group Incorporated	
		00000	33-0766617				For Health, Inc.	DE	NIA	Inspiris, Inc.	Ownership	100.000	UnitedHealth Group Incorporated	
		00000					Frontier MEDEX Limited	GBR	NIA	UnitedHealthcare International I B.V.	Ownership	100.000	UnitedHealth Group Incorporated	
		00000					Frontier Medex Tanzania Limited	TZA	NIA	Frontier MEDEX Limited	Ownership	99.000	UnitedHealth Group Incorporated	4
		00000	68-0679514				FrontierMEDEX (RMS), Inc.	DE	NIA	FMG Holdings, LLC	Ownership	100.000	UnitedHealth Group Incorporated	
		00000	98-1103497				FrontierMEDEX Canada Holdings Ltd.	CAN	NIA	UnitedHealthcare International I B.V.	Ownership	100.000	UnitedHealth Group Incorporated	
		00000	98-1104429				FrontierMEDEX Canada Limited	CAN	NIA	FrontierMEDEX Canada Holdings Ltd.	Ownership	100.000	UnitedHealth Group Incorporated	
		00000	45-5339512				FrontierMEDEX Government Services, LLC	DE	NIA	FMG Holdings, LLC	Ownership	100.000	UnitedHealth Group Incorporated	
		00000	98-1147103				FrontierMEDEX Kenya Limited	KEN	NIA	Frontier MEDEX Limited	Ownership	99.900	UnitedHealth Group Incorporated	
		00000	98-1147103				FrontierMEDEX Kenya Limited	KEN	NIA	UnitedHealthcare International I B.V.	Ownership	0.100	UnitedHealth Group Incorporated	
		00000	98-1101521				FrontierMEDEX Limited	IRQ	NIA	Frontier MEDEX Limited	Ownership	100.000	UnitedHealth Group Incorporated	
		00000	33-1219808				FrontierMEDEX US, Inc.	DE	NIA	FMG Holdings, LLC	Ownership	100.000	UnitedHealth Group Incorporated	
		00000	52-2230470				FrontierMEDEX, Inc.	MN	NIA	FrontierMEDEX US, Inc.	Ownership	100.000	UnitedHealth Group Incorporated	
		00000	37-0920164				gethealthinsurance.com Agency Inc.	IN	NIA	Golden Rule Financial Corporation	Ownership	100.000	UnitedHealth Group Incorporated	
		00000	20-3420886				Golden Outlook, Inc.	CA	NIA	Collaborative Care Holdings, LLC	Ownership	100.000	UnitedHealth Group Incorporated	
		00000	37-0855360				Golden Rule Financial Corporation	DE	NIA	UnitedHealth Group Incorporated	Ownership	100.000	UnitedHealth Group Incorporated	
0707	UnitedHealth Group Incorporated	62286	37-6028756	3057283			Golden Rule Insurance Company	IN	IA	Golden Rule Financial Corporation	Ownership	100.000	UnitedHealth Group Incorporated	
							Guardian Health Systems Limited							
		00000	75-2196224				Partnership	OK	NIA	AxelaCare Holdings, Inc.	Ownership	99.950	UnitedHealth Group Incorporated	
							Guardian Health Systems Limited							
		00000	75-2196224				Partnership	OK	NIA	AxelaCare Health Solutions, LLC	Ownership	0.050	UnitedHealth Group Incorporated	
0707	UnitedHealth Group Incorporated	00000	98-0213198				H&W Indemnity (SPC), Ltd.	CYM	NIA	UnitedHealth Group Incorporated	Ownership	100.000	UnitedHealth Group Incorporated	
		79480	35-1279304				Harken Health Insurance Company	WI	IA	UnitedHealthcare, Inc.	Ownership	100.000	UnitedHealth Group Incorporated	
		00000	23-2171049				Health Business Systems, Inc.	PA	NIA	OptumRx Administrative Services, LLC	Ownership	100.000	UnitedHealth Group Incorporated	
0707	UnitedHealth Group Incorporated	43893	13-3584296				Health Net Insurance of New York, Inc.	NY	IA	Oxford Health Plans LLC	Ownership	100.000	UnitedHealth Group Incorporated	
		00000	98-0153069				Health Net Services (Bermuda) Ltd.	BMU	NIA	Oxford Health Plans LLC	Ownership	100.000	UnitedHealth Group Incorporated	
0707	UnitedHealth Group Incorporated	96342	88-0201035				Health Plan of Nevada, Inc.	NV	IA	Sierra Health Services, Inc.	Ownership	100.000	UnitedHealth Group Incorporated	
		00000	98-1098167				Health Technology Analysts Pty Limited	AUS	NIA	OptumInsight, Inc.	Ownership	100.000	UnitedHealth Group Incorporated	
		00000	95-4763349				HealthAllies, Inc.	DE	NIA	OptumHealth Holdings, LLC	Ownership	100.000	UnitedHealth Group Incorporated	
		00000	77-0693060				Healthcare Solutions, Inc.	DE	NIA	OptumRx Administrative Services, LLC	Ownership	100.000	UnitedHealth Group Incorporated	
		00000	84-1472832				Highlands Ranch Healthcare, LLC	CO	NIA	Urgent Care MSO, LLC	Ownership	100.000	UnitedHealth Group Incorporated	
		00000	93-1103256				Home Care I.V. of Bend, LLC	OR	NIA	SCP Specialty Infusion, LLC	Ownership	100.000	UnitedHealth Group Incorporated	
		00000	27-0668812				Home Infusion With Heart, LLC	NE	NIA	AxelaCare Holdings, Inc.	Ownership	100.000	UnitedHealth Group Incorporated	
		00000	20-8910978				Hospice Inspiris Holdings, Inc.	TN	NIA	Inspiris, Inc.	Ownership	100.000	UnitedHealth Group Incorporated	
										Esho – Empresa de Serviços Hospitalares S.A.				
		00000					Hospitais Associados de Pernambuco Ltda.	BRA	NIA		Ownership	90.000	UnitedHealth Group Incorporated	2

**SCHEDULE Y**  
**PART 1A - DETAIL OF INSURANCE HOLDING COMPANY SYSTEM**

1	2	3	4	5	6	7	8	9	10	11	12	13	14	15
Group Code	Group Name	NAIC Company Code	ID Number	Federal RSSD	CIK	Name of Securities Exchange if Publicly Traded (U.S. or International)	Names of Parent, Subsidiaries Or Affiliates	Domi-ciliary Location	Relation-ship to Reporting Entity	Directly Controlled by (Name of Entity/Person)	Type of Control (Ownership, Board, Management, Attorney-in-Fact, Influence, Other)	If Control is Owner-ship Provide Per-centage	Ultimate Controlling Entity(ies)/Person(s)	*
		.....00000	98-1111920				Hospital Alvorada de Taguatinga Ltda. ....	..BRA	.....NIA	Amil Assistência Médica Internacional S.A. ....	Ownership.....	..74.397	UnitedHealth Group Incorporated .....	
		.....00000	98-1111920				Hospital Alvorada de Taguatinga Ltda. ....	..BRA	.....NIA	Bosque Medical Center S.A. ....	Ownership.....	..25.603	UnitedHealth Group Incorporated .....	
		.....00000	98-1202916				Hospital AMA S.A. ....	..BRA	.....NIA	Esho – Empresa de Serviços Hospitalares S.A. ....	Ownership.....	..50.480	UnitedHealth Group Incorporated .....	
		.....00000	98-1202916				Hospital AMA S.A. ....	..BRA	.....NIA	Seisa Serviços Integrados de Saúde Ltda. ....	Ownership.....	..49.520	UnitedHealth Group Incorporated .....	
		.....00000	98-1203135				Hospital Carlos Chagas S.A. ....	..BRA	.....NIA	Esho – Empresa de Serviços Hospitalares S.A. ....	Ownership.....	..100.000	UnitedHealth Group Incorporated .....	
		.....00000					Hospital Maternidade Promater Ltda. ....	..BRA	.....NIA	Esho – Empresa de Serviços Hospitalares S.A. ....	Ownership.....	..100.000	UnitedHealth Group Incorporated .....	
		.....00000					Hospital Maternidade Promater Ltda. ....	..BRA	.....NIA	Seisa Serviços Integrados de Saúde Ltda. ....	Ownership.....	..0.000	UnitedHealth Group Incorporated .....	
		.....00000	26-2912304				Humedica, Inc. ....	..DE	.....NIA	United HealthCare Services, Inc. ....	Ownership.....	..100.000	UnitedHealth Group Incorporated .....	
		.....00000	36-4331825				Hygeia Corporation ....	..DE	.....NIA	UnitedHealth International, Inc. ....	Ownership.....	..100.000	UnitedHealth Group Incorporated .....	
		.....00000	98-1099968				Hygeia Corporation ....	..CAN	.....NIA	UnitedHealth Group International L.P. ....	Ownership.....	..100.000	UnitedHealth Group Incorporated .....	
		.....00000					Imed Star – Serviços de Desempenho Organizacional Ltda. ....	..BRA	.....NIA	Optum Health & Technology Serviços do Brasil Ltda. ....	Ownership.....	..100.000	UnitedHealth Group Incorporated .....	
		.....00000					Imed Star – Serviços de Desempenho Organizacional Ltda. ....	..BRA	.....NIA	UHG Brasil Participações S.A. ....	Ownership.....	..0.000	UnitedHealth Group Incorporated .....	
		.....00000	47-0941801				Infusource, LLC ....	..CA	.....NIA	SCP Specialty Infusion, LLC ....	Ownership.....	..100.000	UnitedHealth Group Incorporated .....	
		.....00000	62-1641102				Ingram & Associates, LLC ....	..TN	.....NIA	Optum360, LLC ....	Ownership.....	..100.000	UnitedHealth Group Incorporated .....	
		.....00000	88-0482274				inPharmative, Inc. ....	..NV	.....NIA	Catamaran Health Solutions, LLC ....	Ownership.....	..100.000	UnitedHealth Group Incorporated .....	
		.....00000	13-4138668				INSPIRIS of New York IPA, Inc. ....	..NY	.....NIA	Inspiris, Inc. ....	Ownership.....	..100.000	UnitedHealth Group Incorporated .....	
		.....00000	13-4138665				INSPIRIS of New York Management, Inc. ....	..NY	.....NIA	Inspiris, Inc. ....	Ownership.....	..100.000	UnitedHealth Group Incorporated .....	
		.....00000	20-5355196				Inspiris of Tennessee, Inc. ....	..TN	.....NIA	Inspiris, Inc. ....	Ownership.....	..100.000	UnitedHealth Group Incorporated .....	
		.....00000	26-2885572				INSPIRIS of Texas Physician Group ....	..TX	.....NIA	Inspiris Services Company ....	Ownership.....	..100.000	UnitedHealth Group Incorporated .....	
		.....00000	26-0683057				Inspiris Services Company ....	..TN	.....NIA	Inspiris, Inc. ....	Ownership.....	..100.000	UnitedHealth Group Incorporated .....	
		.....00000	33-0766366				Inspiris, Inc. ....	..DE	.....NIA	Collaborative Care Holdings, LLC ....	Ownership.....	..100.000	UnitedHealth Group Incorporated .....	
		.....00000	98-1097022				International Psychological Services Pty Limited ....	..AUS	.....NIA	Optum Health & Technology (Australia) Pty Ltd ....	Ownership.....	..100.000	UnitedHealth Group Incorporated .....	
		.....00000					IRX Financing I LLC ....	..DE	.....NIA	OptumRx Administrative Services, LLC ....	Ownership.....	..100.000	UnitedHealth Group Incorporated .....	
		.....00000	57-1089983				IV Specialists, Inc. ....	..SC	.....NIA	Ambient Healthcare, Inc. ....	Ownership.....	..100.000	UnitedHealth Group Incorporated .....	
		.....00000	32-0409538				Lifeprint Accountable Care Organization, LLC ....	..DE	.....NIA	Collaborative Care Holdings, LLC ....	Ownership.....	..100.000	UnitedHealth Group Incorporated .....	
		.....00000	45-3143218				Lifeprint East, Inc. ....	..DE	.....NIA	Collaborative Care Holdings, LLC ....	Ownership.....	..100.000	UnitedHealth Group Incorporated .....	
		.....00000	27-2309024				LifePrint Health, Inc. ....	..DE	.....NIA	Collaborative Care Holdings, LLC ....	Ownership.....	..100.000	UnitedHealth Group Incorporated .....	
		.....00000	39-1974851				Logistics Health, Inc. ....	..WI	.....NIA	OptumHealth Holdings, LLC ....	Ownership.....	..100.000	UnitedHealth Group Incorporated .....	
		.....00000	98-1137620				Lusiadas – Parcerias Cascais, S.A. ....	..PRT	.....NIA	Lusiadas, SGPS, S.A. ....	Ownership.....	..100.000	UnitedHealth Group Incorporated .....	
		.....00000	98-1139095				Lusiadas A.C.E. ....	..PRT	.....NIA	Lusiadas, SGPS, S.A. ....	Ownership.....	..70.000	UnitedHealth Group Incorporated .....	
		.....00000	98-1139095				Lusiadas A.C.E. ....	..PRT	.....NIA	Lusiadas, S.A. ....	Ownership.....	..20.000	UnitedHealth Group Incorporated .....	
		.....00000	98-1139095				Lusiadas A.C.E. ....	..PRT	.....NIA	Lusiadas – Parcerias Cascais, S.A. ....	Ownership.....	..10.000	UnitedHealth Group Incorporated .....	
		.....00000	98-1139089				Lusiadas, S.A. ....	..PRT	.....NIA	Lusiadas, SGPS, S.A. ....	Ownership.....	..100.000	UnitedHealth Group Incorporated .....	
		.....00000	98-1138570				Lusiadas, SGPS, S.A. ....	..PRT	.....NIA	Amil International S.á.r.l. ....	Ownership.....	..100.000	UnitedHealth Group Incorporated .....	
		.....00000	52-2129787				MAMSI Insurance Resources, LLC ....	..MD	.....NIA	OneNet PPO, LLC ....	Ownership.....	..100.000	UnitedHealth Group Incorporated .....	
...0707	UnitedHealth Group Incorporated .....	..60321	52-1803283				MAMSI Life and Health Insurance Company .....	..MD	.....IA	United HealthCare Services, Inc. ....	Ownership.....	..100.000	UnitedHealth Group Incorporated .....	
		.....00000	14-1782475				Managed Physical Network, Inc. ....	..NY	.....NIA	OptumHealth Care Solutions, Inc. ....	Ownership.....	..100.000	UnitedHealth Group Incorporated .....	
		.....00000	20-2880404				March Holdings, Inc. ....	..CA	.....NIA	Specialty Benefits, LLC ....	Ownership.....	..100.000	UnitedHealth Group Incorporated .....	
		.....00000	20-3042852				March Vision Care, Inc. ....	..CA	.....IA	March Holdings, Inc. ....	Ownership.....	..100.000	UnitedHealth Group Incorporated .....	
		.....00000	42-1741584				MD Ops, Inc. ....	..CA	.....NIA	North American Medical Management California, Inc. ....	Ownership.....	..100.000	UnitedHealth Group Incorporated .....	

**SCHEDULE Y**  
**PART 1A - DETAIL OF INSURANCE HOLDING COMPANY SYSTEM**

1	2	3	4	5	6	7	8	9	10	11	12	13	14	15
Group Code	Group Name	NAIC Company Code	ID Number	Federal RSSD	CIK	Name of Securities Exchange if Publicly Traded (U.S. or International)	Names of Parent, Subsidiaries Or Affiliates	Domiciliary Location	Relationship to Reporting Entity	Directly Controlled by (Name of Entity/Person)	Type of Control (Ownership, Board, Management, Attorney-in-Fact, Influence, Other)	If Control is Ownership Provide Percentage	Ultimate Controlling Entity(ies)/Person(s)	*
0707	UnitedHealth Group Incorporated	96310	52-1169135				MD-Individual Practice Association, Inc.	MD	IA	United HealthCare Services, Inc.	Ownership	100.000	UnitedHealth Group Incorporated	
		00000					Medalliance Net Ltda.	BRA	NIA	Optum Health & Technology Serviços do Brasil Ltda.	Ownership	100.000	UnitedHealth Group Incorporated	
		00000	52-2178531				MEDEX Insurance Services, Inc.	MD	NIA	FrontierMEDEX, Inc.	Ownership	100.000	UnitedHealth Group Incorporated	
		00000	20-3824377				MedExpress Development, LLC	FL	NIA	Urgent Care MSO, LLC	Ownership	100.000	UnitedHealth Group Incorporated	
		00000	20-2545363				MedExpress Urgent Care of Boynton Beach, LLC	FL	NIA	MedExpress Development, LLC	Ownership	100.000	UnitedHealth Group Incorporated	
		00000					MedExpress Urgent Care, Inc. - Ohio	OH	NIA	Urgent Care Holdings, Inc.	Ownership	100.000	UnitedHealth Group Incorporated	
0707	UnitedHealth Group Incorporated	12756	20-3391186				Medica Health Plans of Florida, Inc.	FL	IA	United HealthCare Services, Inc.	Ownership	100.000	UnitedHealth Group Incorporated	
0707	UnitedHealth Group Incorporated	12155	01-0788576				Medica HealthCare Plans, Inc.	FL	IA	United HealthCare Services, Inc.	Ownership	100.000	UnitedHealth Group Incorporated	
		00000	26-4808018				Medical Preparatory School of Allied Health, LLC	TX	NIA	WellMed Medical Management, Inc.	Ownership	100.000	UnitedHealth Group Incorporated	
		00000	32-0037402				Medical Transportation Services, LLC	FL	NIA	United HealthCare Services, Inc.	Ownership	100.000	UnitedHealth Group Incorporated	
		00000	75-2682287				MedSynergies North Texas, Inc.	TX	NIA	MedSynergies, Inc.	Ownership	100.000	UnitedHealth Group Incorporated	
		00000	75-2515691				MedSynergies, Inc.	DE	NIA	Mustang Razorback Holdings, Inc.	Ownership	100.000	UnitedHealth Group Incorporated	
		00000	27-2252446				MHC Real Estate Holdings, LLC	CA	NIA	Monarch Management Services, Inc.	Ownership	100.000	UnitedHealth Group Incorporated	
		00000	20-4515146				Mission Road Pharmacy, Inc.	CA	NIA	Salveo Specialty Pharmacy, Inc.	Ownership	100.000	UnitedHealth Group Incorporated	
		00000	46-3949765				MN Waypoint Sports Physical Therapy, Inc.	DE	NIA	Orthology, Inc.	Ownership	100.000	UnitedHealth Group Incorporated	
		00000					Mobile Medical Professionals	IA	NIA	TeamMD Iowa, Inc.	Ownership	100.000	UnitedHealth Group Incorporated	
		00000	31-1191553				Modern Medical, Inc.	OH	NIA	Healthcare Solutions, Inc.	Ownership	100.000	UnitedHealth Group Incorporated	
		00000	45-3142852				Monarch Management Services, Inc.	DE	NIA	Collaborative Care Holdings, LLC	Ownership	100.000	UnitedHealth Group Incorporated	
		00000					MSLA Management LLC	DE	NIA	Logistics Health, Inc.	Ownership	100.000	UnitedHealth Group Incorporated	
		00000	47-1935798				Mustang Razorback Holdings, Inc.	DE	NIA	OptumInsight, Inc.	Ownership	100.000	UnitedHealth Group Incorporated	
		00000	20-3236839				NAMM Holdings, Inc.	DE	NIA	Aveta Inc.	Ownership	100.000	UnitedHealth Group Incorporated	
0707	UnitedHealth Group Incorporated	95251	76-0196559				National Pacific Dental, Inc.	TX	IA	Dental Benefit Providers, Inc.	Ownership	100.000	UnitedHealth Group Incorporated	
0707	UnitedHealth Group Incorporated	95123	65-0996107				Neighborhood Health Partnership, Inc.	FL	IA	UnitedHealthcare, Inc.	Ownership	100.000	UnitedHealth Group Incorporated	
		00000	20-4755277				Netwerkes, LLC	TN	NIA	Payment Resolution Services, LLC	Ownership	100.000	UnitedHealth Group Incorporated	
		00000	46-3584152				Nevada Medical Services LLC	NV	NIA	Collaborative Care Services, Inc.	Ownership	100.000	UnitedHealth Group Incorporated	
0707	UnitedHealth Group Incorporated	95758	88-0228572				Nevada Pacific Dental	NV	IA	Dental Benefit Providers, Inc.	Ownership	100.000	UnitedHealth Group Incorporated	
		00000	36-3984647				North American Medical Management - Illinois, Inc.	IL	NIA	NAMM Holdings, Inc.	Ownership	100.000	UnitedHealth Group Incorporated	
		00000					North American Medical Management California, Inc.	TN	NIA	NAMM Holdings, Inc.	Ownership	100.000	UnitedHealth Group Incorporated	
		00000	88-0245121				Northern Nevada Health Network, Inc.	NV	NIA	Sierra Health Services, Inc.	Ownership	100.000	UnitedHealth Group Incorporated	
		00000					Nutritional/Parenteral Home Care of Decatur, Inc.	AL	NIA	Nutritional/Parenteral Home Care, Inc.	Ownership	100.000	UnitedHealth Group Incorporated	
		00000					Nutritional/Parenteral Home Care of Huntsville, Inc.	AL	NIA	Nutritional/Parenteral Home Care, Inc.	Ownership	100.000	UnitedHealth Group Incorporated	
		00000	63-1284325				Nutritional/Parenteral Home Care, Inc.	AL	NIA	Ambient Healthcare, Inc.	Ownership	100.000	UnitedHealth Group Incorporated	
		00000	52-2129786				OneNet PPO, LLC	MD	NIA	UnitedHealthcare Insurance Company	Ownership	100.000	UnitedHealth Group Incorporated	
0707	UnitedHealth Group Incorporated	96940	52-1518174				Optimum Choice, Inc.	MD	IA	United HealthCare Services, Inc.	Ownership	100.000	UnitedHealth Group Incorporated	
		00000	47-0858534	3202702			Optum Bank, Inc.	UT	NIA	OptumHealth Financial Services, Inc.	Ownership	100.000	UnitedHealth Group Incorporated	
		00000	36-3437660				Optum Biometrics, Inc.	IL	NIA	OptumHealth Care Solutions, Inc.	Ownership	100.000	UnitedHealth Group Incorporated	
		00000	45-3142512				Optum Clinical Services, Inc.	DE	NIA	Collaborative Care Holdings, LLC	Ownership	100.000	UnitedHealth Group Incorporated	
		00000	37-1782217				Optum Clinics Holdings, Inc.	DE	NIA	Collaborative Care Holdings, LLC	Ownership	97.200	UnitedHealth Group Incorporated	2
		00000	38-3969193				Optum Clinics Intermediate Holdings, Inc.	DE	NIA	Optum Clinics Holdings, Inc.	Ownership	100.000	UnitedHealth Group Incorporated	
		00000					Optum Global Solutions (Ireland) Limited S.à.r.l.	JRL	NIA	UnitedHealthcare International IV	Ownership	100.000	UnitedHealth Group Incorporated	
		00000	98-1201187				Optum Global Solutions International B.V.	NLD	NIA	Optum Technology, Inc.	Ownership	100.000	UnitedHealth Group Incorporated	
		00000	04-3574101				Optum Government Solutions, Inc.	DE	NIA	OptumInsight, Inc.	Ownership	100.000	UnitedHealth Group Incorporated	



**SCHEDULE Y**  
**PART 1A - DETAIL OF INSURANCE HOLDING COMPANY SYSTEM**

1	2	3	4	5	6	7	8	9	10	11	12	13	14	15
Group Code	Group Name	NAIC Company Code	ID Number	Federal RSSD	CIK	Name of Securities Exchange if Publicly Traded (U.S. or International)	Names of Parent, Subsidiaries Or Affiliates	Domi-ciliary Location	Relation-ship to Reporting Entity	Directly Controlled by (Name of Entity/Person)	Type of Control (Ownership, Board, Management, Attorney-in-Fact, Influence, Other)	If Control is Owner-ship Provide Percen-tage	Ultimate Controlling Entity(ies)/Person(s)	*
		..00000					Optum Health & Technology (Australia) Pty Ltd	..AUS	..NIA	Optum UK Solutions Group Limited	Ownership	..100.000	UnitedHealth Group Incorporated	
		..00000	98-1095799				Optum Health & Technology (India) Private Limited	..IND	..NIA	OptumHealth International B.V.	Ownership	..99.996	UnitedHealth Group Incorporated	
		..00000	98-1095799				Optum Health & Technology (India) Private Limited	..IND	..NIA	United Behavioral Health	Ownership	..0.004	UnitedHealth Group Incorporated	
		..00000					Optum Health & Technology (Singapore) Pte. Ltd.	..SGP	..NIA	OptumHealth International B.V.	Ownership	..100.000	UnitedHealth Group Incorporated	
		..00000	98-1095879				Optum Health & Technology (UK) Limited	..GBR	..NIA	Optum UK Solutions Group Limited	Ownership	..100.000	UnitedHealth Group Incorporated	
		..00000	20-2149493				Optum Health & Technology (US), LLC	..MO	..NIA	United Behavioral Health	Ownership	..100.000	UnitedHealth Group Incorporated	
		..00000	88-0492251				Optum Health & Technology FZ-LLC	..ARE	..NIA	Optum Global Solutions International B.V.	Ownership	..100.000	UnitedHealth Group Incorporated	
		..00000	43-1747235				Optum Health & Technology Holdings (US), LLC	..MO	..NIA	Optum, Inc.	Ownership	..100.000	UnitedHealth Group Incorporated	
		..00000	98-1184561				Optum Health & Technology Serviços do Brasil Ltda.	..BRA	..NIA	OptumHealth International B.V.	Ownership	..99.996	UnitedHealth Group Incorporated	
		..00000	98-1184561				Optum Health & Technology Serviços do Brasil Ltda.	..BRA	..NIA	OptumInsight, Inc.	Ownership	..0.004	UnitedHealth Group Incorporated	
		..00000	98-1097921				Optum Health Services (Canada) Ltd.	..CAN	..NIA	Optum Health & Technology Holdings (US), LLC	Ownership	..100.000	UnitedHealth Group Incorporated	
		..00000	98-1147355				Optum Health Solutions (UK) Limited	..GBR	..NIA	Optum UK Solutions Group Limited	Ownership	..100.000	UnitedHealth Group Incorporated	
		..00000	20-0212381				Optum Hospice Pharmacy Services, LLC	..DE	..NIA	Catamaran Health Solutions, LLC	Ownership	..100.000	UnitedHealth Group Incorporated	
		..00000	46-4734521				Optum Labs Dimensions, Inc.	..DE	..NIA	Optum Labs, Inc.	Ownership	..100.000	UnitedHealth Group Incorporated	
		..00000	98-1249178				Optum Labs International (UK) Ltd.	..GBR	..NIA	Optum, Inc.	Ownership	..100.000	UnitedHealth Group Incorporated	
		..00000	46-1615964				Optum Labs, Inc.	..DE	..NIA	Optum, Inc.	Ownership	..100.000	UnitedHealth Group Incorporated	
		..00000	98-1209730				Optum Life Sciences (Canada) Inc.	..CAN	..NIA	OptumInsight Life Sciences, Inc.	Ownership	..100.000	UnitedHealth Group Incorporated	
		..00000	98-1098190				Optum Management Consulting (Shanghai) Co., Ltd.	..CHN	..NIA	Optum Health & Technology Holdings (US), LLC	Ownership	..100.000	UnitedHealth Group Incorporated	
		..00000	90-1001805				Optum Nevada Accountable Care Organization LLC	..DE	..NIA	Collaborative Care Holdings, LLC	Ownership	..100.000	UnitedHealth Group Incorporated	
		..00000	20-8911466				Optum Palliative and Hospice Care of Pennsylvania, Inc.	..TN	..NIA	Hospice Inspiris Holdings, Inc.	Ownership	..100.000	UnitedHealth Group Incorporated	
		..00000	20-8911303				Optum Palliative and Hospice Care of Texas, Inc.	..TN	..NIA	Hospice Inspiris Holdings, Inc.	Ownership	..100.000	UnitedHealth Group Incorporated	
		..00000	30-0226127				Optum Palliative and Hospice Care, Inc.	..DE	..NIA	Collaborative Care Holdings, LLC	Ownership	..100.000	UnitedHealth Group Incorporated	
		..00000	20-4581265				Optum Public Sector Solutions, Inc.	..DE	..NIA	OptumInsight, Inc.	Ownership	..100.000	UnitedHealth Group Incorporated	
		..00000	46-3328009				Optum Rocket, Inc.	..DE	..NIA	OptumInsight, Inc.	Ownership	..100.000	UnitedHealth Group Incorporated	
		..00000	45-4683454				Optum Services, Inc.	..DE	..NIA	Optum, Inc.	Ownership	..100.000	UnitedHealth Group Incorporated	
		..00000					Optum Solutions do Brasil – Tecnologia e Serviços de Suporte Ltda.	..BRA	..NIA	Optum Global Solutions International B.V.	Ownership	..100.000	UnitedHealth Group Incorporated	
		..00000					Optum Solutions do Brasil – Tecnologia e Serviços de Suporte Ltda.	..BRA	..NIA	OptumHealth International B.V.	Ownership	..0.000	UnitedHealth Group Incorporated	
		..00000	98-0644599				Optum Solutions UK Holdings Limited	..GBR	..NIA	Optum, Inc.	Ownership	..100.000	UnitedHealth Group Incorporated	
		..00000	46-5713629				Optum Technology, Inc.	..DE	..NIA	Optum, Inc.	Ownership	..100.000	UnitedHealth Group Incorporated	
		..00000	98-1097769				Optum UK Solutions Group Limited	..GBR	..NIA	Optum Solutions UK Holdings Limited	Ownership	..100.000	UnitedHealth Group Incorporated	
		..00000	30-0580620	3119994			Optum, Inc.	..DE	..NIA	United HealthCare Services, Inc.	Ownership	..100.000	UnitedHealth Group Incorporated	
		..00000	46-3983926				Optum360 Services, Inc.	..DE	..NIA	Optum Rocket, Inc.	Ownership	..69.000	UnitedHealth Group Incorporated	2
		..00000	46-3328307				Optum360, LLC	..DE	..NIA	Optum Rocket, Inc.	Ownership	..75.000	UnitedHealth Group Incorporated	2
		..00000	41-1591944				OptumHealth Care Solutions, Inc.	..MN	..NIA	OptumHealth Holdings, LLC	Ownership	..100.000	UnitedHealth Group Incorporated	
		..00000	47-0858530				OptumHealth Financial Services, Inc.	..DE	..NIA	OptumHealth Holdings, LLC	Ownership	..100.000	UnitedHealth Group Incorporated	
		..00000	47-1192395				OptumHealth Holdings, LLC	..DE	..NIA	Optum, Inc.	Ownership	..100.000	UnitedHealth Group Incorporated	

**SCHEDULE Y**  
**PART 1A - DETAIL OF INSURANCE HOLDING COMPANY SYSTEM**

1	2	3	4	5	6	7	8	9	10	11	12	13	14	15
Group Code	Group Name	NAIC Company Code	ID Number	Federal RSSD	CIK	Name of Securities Exchange if Publicly Traded (U.S. or International)	Names of Parent, Subsidiaries Or Affiliates	Domiciliary Location	Relationship to Reporting Entity	Directly Controlled by (Name of Entity/Person)	Type of Control (Ownership, Board, Management, Attorney-in-Fact, Influence, Other)	If Control is Ownership Provide Percentage	Ultimate Controlling Entity(ies)/Person(s)	*
		.00000	98-1106868				OptumHealth International B.V. ....	..NLD..	..NIA..	Optum, Inc. ....	Ownership.....	100.000	UnitedHealth Group Incorporated .....	
		.00000					OptumInsight Holdings, LLC .....	..DE..	..NIA..	Optum, Inc. ....	Ownership.....	100.000	UnitedHealth Group Incorporated .....	
		.00000	04-3383745				OptumInsight Life Sciences, Inc. ....	..DE..	..NIA..	OptumInsight, Inc. ....	Ownership.....	100.000	UnitedHealth Group Incorporated .....	
		.00000	41-1858498				OptumInsight, Inc. ....	..DE..	..NIA..	OptumInsight Holdings, LLC .....	Ownership.....	100.000	UnitedHealth Group Incorporated .....	
		.00000	75-2578509				OptumRx Administrative Services, LLC .....	..TX..	..NIA..	Catamaran Holdings I, LLC .....	Ownership.....	100.000	UnitedHealth Group Incorporated .....	
		.00000	47-4734235				OptumRx Group Holdings, Inc. ....	..DE..	..NIA..	Optum, Inc. ....	Ownership.....	100.000	UnitedHealth Group Incorporated .....	
		.00000					OptumRx Holdings, LLC .....	..DE..	..NIA..	Optum, Inc. ....	Ownership.....	100.000	UnitedHealth Group Incorporated .....	
		.00000	47-1734077				OptumRx Home Delivery of Illinois, LLC .....	..IL..	..NIA..	OptumRx PBM of Illinois, Inc. ....	Ownership.....	100.000	UnitedHealth Group Incorporated .....	
		.00000	34-1472211				OptumRx Home Delivery of Ohio, Inc. ....	..OH..	..NIA..	First Rx Specialty & Mail Services, LLC .....	Ownership.....	100.000	UnitedHealth Group Incorporated .....	
		.00000	20-0151096				OptumRx NY IPA, Inc. ....	..NY..	..NIA..	OptumRx, Inc. ....	Ownership.....	100.000	UnitedHealth Group Incorporated .....	
		.00000	11-2581812				OptumRx PBM of Illinois, Inc. ....	..DE..	..NIA..	OptumRx Administrative Services, LLC .....	Ownership.....	100.000	UnitedHealth Group Incorporated .....	
		.00000	88-0361447				OptumRx PBM of Maryland, Inc. ....	..NV..	..NIA..	Catamaran Health Solutions, LLC .....	Ownership.....	100.000	UnitedHealth Group Incorporated .....	
		.00000	03-0592263				OptumRx PBM of Pennsylvania, LLC .....	..PA..	..NIA..	Catamaran of Pennsylvania, LLC .....	Ownership.....	100.000	UnitedHealth Group Incorporated .....	
		.00000	38-3693753				OptumRx PBM of Wisconsin, LLC .....	..WI..	..NIA..	OptumRx PBM of Illinois, Inc. ....	Ownership.....	100.000	UnitedHealth Group Incorporated .....	
		.00000	61-1485410				OptumRx PD of Maryland, Inc. ....	..NV..	..NIA..	OptumRx PBM of Maryland, Inc. ....	Ownership.....	100.000	UnitedHealth Group Incorporated .....	
		.00000	47-3146510				OptumRx Pharmacy, Inc. ....	..DE..	..NIA..	OptumRx, Inc. ....	Ownership.....	100.000	UnitedHealth Group Incorporated .....	
		.00000	33-0441200				OptumRx, Inc. ....	..CA..	..NIA..	OptumRx Holdings, LLC .....	Ownership.....	100.000	UnitedHealth Group Incorporated .....	
		.00000	46-2881462				Orthology Mid-Atlantic, Inc. ....	..DE..	..NIA..	Orthology, Inc. ....	Ownership.....	100.000	UnitedHealth Group Incorporated .....	
		.00000	46-2742615				Orthology, Inc. ....	..DE..	..NIA..	UnitedHealth Group Ventures, LLC .....	Ownership.....	80.000	UnitedHealth Group Incorporated .....	1
		.00000	13-3960641				OrthoNet Holdings, Inc. ....	..DE..	..NIA..	OptumHealth Care Solutions, Inc. ....	Ownership.....	100.000	UnitedHealth Group Incorporated .....	
		.00000	13-3818652				OrthoNet LLC .....	..NY..	..NIA..	OrthoNet Holdings, Inc. ....	Ownership.....	100.000	UnitedHealth Group Incorporated .....	
		.00000	13-4025898				OrthoNet New York IPA, Inc. ....	..NY..	..NIA..	OrthoNet Holdings, Inc. ....	Ownership.....	100.000	UnitedHealth Group Incorporated .....	
		.00000	30-0029448				OrthoNet of the Mid-Atlantic, Inc. ....	..DE..	..IA..	OrthoNet Holdings, Inc. ....	Ownership.....	100.000	UnitedHealth Group Incorporated .....	
		.00000	26-2884306				OrthoNet of the South, Inc. ....	..DE..	..NIA..	OrthoNet Holdings, Inc. ....	Ownership.....	100.000	UnitedHealth Group Incorporated .....	
		.00000	46-1581769				OrthoNet Services, Inc. ....	..DE..	..NIA..	OrthoNet Holdings, Inc. ....	Ownership.....	100.000	UnitedHealth Group Incorporated .....	
		.00000	20-0221966				OrthoNet West, Inc. ....	..DE..	..NIA..	OrthoNet Holdings, Inc. ....	Ownership.....	100.000	UnitedHealth Group Incorporated .....	
		.00000	41-1921007				Ovations, Inc. ....	..DE..	..NIA..	United HealthCare Services, Inc. ....	Ownership.....	100.000	UnitedHealth Group Incorporated .....	
		.00000	06-1587795				Oxford Benefit Management, Inc. ....	..CT..	..NIA..	Oxford Health Plans LLC .....	Ownership.....	100.000	UnitedHealth Group Incorporated .....	
...0707	UnitedHealth Group Incorporated .....	78026	22-2797560				Oxford Health Insurance, Inc. ....	..NY..	..IA..	UnitedHealthcare Insurance Company .....	Ownership.....	100.000	UnitedHealth Group Incorporated .....	
...0707	UnitedHealth Group Incorporated .....	96798	06-1181201				Oxford Health Plans (CT), Inc. ....	..CT..	..IA..	Oxford Health Plans LLC .....	Ownership.....	100.000	UnitedHealth Group Incorporated .....	
...0707	UnitedHealth Group Incorporated .....	95506	22-2745725				Oxford Health Plans (NJ), Inc. ....	..NJ..	..IA..	Oxford Health Plans LLC .....	Ownership.....	100.000	UnitedHealth Group Incorporated .....	
...0707	UnitedHealth Group Incorporated .....	95479	06-1181200				Oxford Health Plans (NY), Inc. ....	..NY..	..IA..	Oxford Health Plans LLC .....	Ownership.....	100.000	UnitedHealth Group Incorporated .....	
		.00000	52-2443751				Oxford Health Plans LLC .....	..DE..	..NIA..	UnitedHealth Group Incorporated .....	Ownership.....	100.000	UnitedHealth Group Incorporated .....	
		.00000	46-3531389				P2 Lower Acquisition, LLC .....	..DE..	..NIA..	Progressive Enterprises Holdings, Inc. ....	Ownership.....	100.000	UnitedHealth Group Incorporated .....	
...0707	UnitedHealth Group Incorporated .....	70785	35-1137395				PacifiCare Life and Health Insurance Company .....	..IN..	..IA..	United HealthCare Services, Inc. ....	Ownership.....	100.000	UnitedHealth Group Incorporated .....	
...0707	UnitedHealth Group Incorporated .....	84506	95-2829463				PacifiCare Life Assurance Company .....	..CO..	..IA..	United HealthCare Services, Inc. ....	Ownership.....	100.000	UnitedHealth Group Incorporated .....	
...0707	UnitedHealth Group Incorporated .....	95617	94-3267522				PacifiCare of Arizona, Inc. ....	..AZ..	..IA..	United HealthCare Services, Inc. ....	Ownership.....	100.000	UnitedHealth Group Incorporated .....	
...0707	UnitedHealth Group Incorporated .....	95434	84-1011378				PacifiCare of Colorado, Inc. ....	..CO..	..IA..	United HealthCare Services, Inc. ....	Ownership.....	100.000	UnitedHealth Group Incorporated .....	
...0707	UnitedHealth Group Incorporated .....	95685	86-0875231				PacifiCare of Nevada, Inc. ....	..NV..	..IA..	United HealthCare Services, Inc. ....	Ownership.....	100.000	UnitedHealth Group Incorporated .....	
		.00000	62-1451147				Payment Resolution Services, LLC .....	..TN..	..NIA..	OptumInsight, Inc. ....	Ownership.....	100.000	UnitedHealth Group Incorporated .....	
		.00000	75-3265056				PCCCV, Inc. ....	..CA..	..NIA..	PrimeCare Medical Network, Inc. ....	Ownership.....	100.000	UnitedHealth Group Incorporated .....	
		.00000	20-2447772				PCN DE Corp. ....	..DE..	..NIA..	OptumRx PBM of Illinois, Inc. ....	Ownership.....	100.000	UnitedHealth Group Incorporated .....	
		.00000	68-0044962				Pharmaceutical Care Network .....	..CA..	..NIA..	PCN DE Corp. ....	Ownership.....	100.000	UnitedHealth Group Incorporated .....	
		.00000	04-3722897				Pharmacy Review Services, LLC .....	..FL..	..NIA..	Tmesys, LLC .....	Ownership.....	100.000	UnitedHealth Group Incorporated .....	
		.00000	35-2288416				PHC Subsidiary Holdings, LLC .....	..TX..	..NIA..	United HealthCare Services, Inc. ....	Ownership.....	100.000	UnitedHealth Group Incorporated .....	
		.00000	20-8016933				PHYS Holding Corp. ....	..DE..	..NIA..	MedSynergies, Inc. ....	Ownership.....	100.000	UnitedHealth Group Incorporated .....	
		.00000	20-8016984				PhyServe Holdings, Inc. ....	..DE..	..NIA..	MedSynergies, Inc. ....	Ownership.....	100.000	UnitedHealth Group Incorporated .....	
		.00000								North American Medical Management - Illinois, Inc. ....	Ownership.....	100.000	UnitedHealth Group Incorporated .....	
...0707	UnitedHealth Group Incorporated .....	11494	04-3677255				Physicians Health Choice of Texas, LLC .....	..TX..	..IA..	PHC Subsidiary Holdings, LLC .....	Ownership.....	100.000	UnitedHealth Group Incorporated .....	

**SCHEDULE Y**  
**PART 1A - DETAIL OF INSURANCE HOLDING COMPANY SYSTEM**

1	2	3	4	5	6	7	8	9	10	11	12	13	14	15
Group Code	Group Name	NAIC Company Code	ID Number	Federal RSSD	CIK	Name of Securities Exchange if Publicly Traded (U.S. or International)	Names of Parent, Subsidiaries Or Affiliates	Domiciliary Location	Relationship to Reporting Entity	Directly Controlled by (Name of Entity/Person)	Type of Control (Ownership, Board, Management, Attorney-in-Fact, Influence, Other)	If Control is Ownership Provide Percentage	Ultimate Controlling Entity(ies)/Person(s)	*
		.00000	52-1162824				Physicians Health Plan of Maryland, Inc.	..MD..	..NIA..	United HealthCare Services, Inc.	Ownership.....	100.000	UnitedHealth Group Incorporated	
		.00000					Plus One Health Management Puerto Rico, Inc.	..PR..	..NIA..	Plus One Holdings, Inc.	Ownership.....	100.000	UnitedHealth Group Incorporated	
		.00000	13-3613705				Plus One Holdings, Inc.	..DE..	..NIA..	OptumHealth Care Solutions, Inc.	Ownership.....	100.000	UnitedHealth Group Incorporated	
		.00000	80-0670247				PMI Acquisition, LLC	..DE..	..NIA..	Progressive Solutions, LLC	Ownership.....	100.000	UnitedHealth Group Incorporated	
		.00000	27-0920536				PMSI Holdco II, LLC	..DE..	..NIA..	P2 Lower Acquisition, LLC	Ownership.....	100.000	UnitedHealth Group Incorporated	
		.00000	26-3148744				PMSI Holdings, LLC	..DE..	..NIA..	PMSI Holdco II, LLC	Ownership.....	100.000	UnitedHealth Group Incorporated	
		.00000	59-3166848				PMSI Settlement Solutions, LLC	..FL..	..NIA..	PMSI Holdings, LLC	Ownership.....	100.000	UnitedHealth Group Incorporated	
		.00000	56-2422696				PMSI, LLC	..FL..	..NIA..	PMSI Holdings, LLC	Ownership.....	100.000	UnitedHealth Group Incorporated	
		.00000					Polar II Fundo de Investimento em Participações	..BRA..	..NIA..	UnitedHealthcare International IV S.á.r.l.	Ownership.....	100.000	UnitedHealth Group Incorporated	
		.00000	98-1083164				Pollo Holdco, LLC	..DE..	..NIA..	Collaborative Care Holdings, LLC	Ownership.....	80.100	UnitedHealth Group Incorporated	2
		.00000	75-2741619				ppoONE, Inc.	..DE..	..NIA..	United HealthCare Services, Inc.	Ownership.....	100.000	UnitedHealth Group Incorporated	
		.00000	65-0683927				Preferred Care Partners Holding, Corp.	..FL..	..NIA..	United HealthCare Services, Inc.	Ownership.....	100.000	UnitedHealth Group Incorporated	
		.00000					Preferred Care Partners Medical Group, Inc.	..FL..	..NIA..	Preferred Care Partners Holding, Corp.	Ownership.....	100.000	UnitedHealth Group Incorporated	
..0707..	UnitedHealth Group Incorporated	.11176	65-0885893				Preferred Care Partners, Inc.	..FL..	..IA..	Preferred Care Partners Holding, Corp.	Ownership.....	100.000	UnitedHealth Group Incorporated	
		.00000	75-3265059				Premier Choice ACO, Inc.	..CA..	..NIA..	PrimeCare Medical Network, Inc.	Ownership.....	100.000	UnitedHealth Group Incorporated	
		.00000	88-0253112				Prime Health, Inc.	..NV..	..NIA..	Sierra Health Services, Inc.	Ownership.....	100.000	UnitedHealth Group Incorporated	
		.00000	33-0607478				PrimeCare Medical Network, Inc.	..CA..	..IA..	NAAM Holdings, Inc.	Ownership.....	100.000	UnitedHealth Group Incorporated	
		.00000	87-0757397				PrimeCare of Citrus Valley, Inc.	..CA..	..NIA..	PrimeCare Medical Network, Inc.	Ownership.....	80.000	UnitedHealth Group Incorporated	2
		.00000	33-0674407				PrimeCare of Corona, Inc.	..CA..	..NIA..	PrimeCare Medical Network, Inc.	Ownership.....	100.000	UnitedHealth Group Incorporated	
		.00000	33-0674401				PrimeCare of Hemet Valley, Inc.	..CA..	..NIA..	PrimeCare Medical Network, Inc.	Ownership.....	100.000	UnitedHealth Group Incorporated	
		.00000	33-0674408				PrimeCare of Inland Valley, Inc.	..CA..	..NIA..	PrimeCare Medical Network, Inc.	Ownership.....	100.000	UnitedHealth Group Incorporated	
		.00000	33-0674402				PrimeCare of Moreno Valley, Inc.	..CA..	..NIA..	PrimeCare Medical Network, Inc.	Ownership.....	100.000	UnitedHealth Group Incorporated	
		.00000	33-0674400				PrimeCare of Redlands, Inc.	..CA..	..NIA..	PrimeCare Medical Network, Inc.	Ownership.....	100.000	UnitedHealth Group Incorporated	
		.00000	33-0674404				PrimeCare of Riverside, Inc.	..CA..	..NIA..	PrimeCare Medical Network, Inc.	Ownership.....	100.000	UnitedHealth Group Incorporated	
		.00000	14-1915328				PrimeCare of San Bernardino, Inc.	..CA..	..NIA..	PrimeCare Medical Network, Inc.	Ownership.....	100.000	UnitedHealth Group Incorporated	
		.00000	33-0698439				PrimeCare of Sun City, Inc.	..CA..	..NIA..	PrimeCare Medical Network, Inc.	Ownership.....	100.000	UnitedHealth Group Incorporated	
		.00000	33-0674409				PrimeCare of Temecula, Inc.	..CA..	..NIA..	PrimeCare Medical Network, Inc.	Ownership.....	100.000	UnitedHealth Group Incorporated	
		.00000	14-1873402				Procura Management, Inc.	..DE..	..NIA..	Healthcare Solutions, Inc.	Ownership.....	100.000	UnitedHealth Group Incorporated	
		.00000	27-4371197				Progressive Enterprises Holdings, Inc.	..DE..	..NIA..	OptumRx, Inc.	Ownership.....	100.000	UnitedHealth Group Incorporated	
		.00000	31-1192384				Progressive Medical, LLC	..OH..	..NIA..	PMI Acquisition, LLC	Ownership.....	100.000	UnitedHealth Group Incorporated	
		.00000	90-0642980				Progressive Solutions, LLC	..DE..	..NIA..	P2 Lower Acquisition, LLC	Ownership.....	100.000	UnitedHealth Group Incorporated	
		.00000	32-0229091				ProHEALTH Fitness of Lake Success, LLC	..NY..	..NIA..	ProHealth Medical Management, LLC	Ownership.....	82.620	UnitedHealth Group Incorporated	2
		.00000	47-1049961				ProHealth Medical Management, LLC	..DE..	..NIA..	Collaborative Care Holdings, LLC	Ownership.....	80.000	UnitedHealth Group Incorporated	2
		.00000	45-5470737				ProHealth Physicians, ACO, LLC	..CT..	..NIA..	ProHealth Physicians, Inc.	Ownership.....	100.000	UnitedHealth Group Incorporated	
		.00000	06-1446075				ProHealth Physicians, Inc.	..CT..	..NIA..	Polo Holdco, LLC	Ownership.....	100.000	UnitedHealth Group Incorporated	
		.00000	32-0455430				ProHealth Proton Center Management, LLC	..DE..	..NIA..	ProHealth Medical Management, LLC	Ownership.....	100.000	UnitedHealth Group Incorporated	
		.00000	57-0861358				Pronetics Health Care Group, Inc.	..SC..	..NIA..	Ambient Healthcare, Inc.	Ownership.....	100.000	UnitedHealth Group Incorporated	
		.00000	98-1103015				QSSI Technologies India Private Limited	..IND..	..NIA..	Quality Software Services, Inc.	Ownership.....	99.900	UnitedHealth Group Incorporated	2
		.00000	52-2016292				Quality Software Services, Inc.	..MD..	..NIA..	OptumInsight, Inc.	Ownership.....	100.000	UnitedHealth Group Incorporated	
		.00000	26-3168754				R&H Family Fitness Unlimited LLC	..TX..	..NIA..	WellMed Medical Management, Inc.	Ownership.....	100.000	UnitedHealth Group Incorporated	
		.00000	35-2493256				Rally Health, Inc.	..DE..	..NIA..	Optum Services, Inc.	Ownership.....	74.000	UnitedHealth Group Incorporated	3
		.00000	80-0947972				Real Appeal, Inc.	..DE..	..NIA..	UnitedHealth Group Ventures, LLC	Ownership.....	98.000	UnitedHealth Group Incorporated	4
		.00000	74-3103518				RxCare Providers Corp.	..NY..	..NIA..	Salveo Specialty Pharmacy, Inc.	Ownership.....	100.000	UnitedHealth Group Incorporated	
		.00000	45-2219585				Salveo Specialty Pharmacy, Inc.	..DE..	..NIA..	OptumRx Administrative Services, LLC	Ownership.....	100.000	UnitedHealth Group Incorporated	
		.00000	27-2635371				SCP Specialty Infusion, LLC	..DE..	..NIA..	AxelaCare Holdings, Inc.	Ownership.....	100.000	UnitedHealth Group Incorporated	
		.00000	88-0492251				ScriptNet, LLC	..DE..	..NIA..	Healthcare Solutions, Inc.	Ownership.....	100.000	UnitedHealth Group Incorporated	
		.00000					ScriptSwitch Limited	..GBR..	..NIA..	Optum UK Solutions Group Limited	Ownership.....	100.000	UnitedHealth Group Incorporated	

**SCHEDULE Y**  
**PART 1A - DETAIL OF INSURANCE HOLDING COMPANY SYSTEM**

1	2	3	4	5	6	7	8	9	10	11	12	13	14	15
Group Code	Group Name	NAIC Company Code	ID Number	Federal RSSD	CIK	Name of Securities Exchange if Publicly Traded (U.S. or International)	Names of Parent, Subsidiaries Or Affiliates	Domiciliary Location	Relationship to Reporting Entity	Directly Controlled by (Name of Entity/Person)	Type of Control (Ownership, Board, Management, Attorney-in-Fact, Influence, Other)	If Control is Ownership Provide Percentage	Ultimate Controlling Entity(ies)/Person(s)	*
		00000	98-1202716				Seisa Serviços Integrados de Saúde Ltda.	BRA	NIA	Amil Assistência Médica Internacional S.A.	Ownership	100.000	UnitedHealth Group Incorporated	
		00000	98-1202716				Seisa Serviços Integrados de Saúde Ltda.	BRA	NIA	Cemed Care - Empresa de Atendimento Clínico Geral Ltda.	Ownership	0.000	UnitedHealth Group Incorporated	
		00000	20-4763091				Senior Care Partners, Inc.	IL	NIA	North American Medical Management - Illinois, Inc.	Ownership	100.000	UnitedHealth Group Incorporated	
		00000	27-1533951				Serquinox Holdings LLC	DE	NIA	AxelaCare Holdings, Inc.	Ownership	100.000	UnitedHealth Group Incorporated	
		00000	27-1533840				Serquinox LLC	DE	NIA	Serquinox Holdings LLC	Ownership	100.000	UnitedHealth Group Incorporated	
0707	UnitedHealth Group Incorporated	71420	94-0734860				Sierra Health and Life Insurance Company, Inc.	NV	IA	Sierra Health Services, Inc.	Ownership	100.000	UnitedHealth Group Incorporated	
		00000	88-0200415				Sierra Health Services, Inc.	NV	NIA	UnitedHealthcare, Inc.	Ownership	100.000	UnitedHealth Group Incorporated	
		00000	88-0254322				Sierra Health-Care Options, Inc.	NV	NIA	Sierra Health Services, Inc.	Ownership	100.000	UnitedHealth Group Incorporated	
		00000	88-0385705				Sierra Home Medical Products, Inc.	NV	NIA	Sierra Health Services, Inc.	Ownership	100.000	UnitedHealth Group Incorporated	
		00000	88-0264562				Sierra Nevada Administrators, Inc.	NV	NIA	Sierra Health Services, Inc.	Ownership	100.000	UnitedHealth Group Incorporated	
		00000	20-3741084				Sirona Infusion, L.L.C.	AZ	NIA	SCP Specialty Infusion, LLC	Ownership	100.000	UnitedHealth Group Incorporated	
		00000	88-0201420				Southwest Medical Associates, Inc.	NV	NIA	Sierra Health Services, Inc.	Ownership	100.000	UnitedHealth Group Incorporated	
		00000	38-2609888				Southwest Michigan Health Network Inc.	MI	NIA	UnitedHealthcare, Inc.	Ownership	100.000	UnitedHealth Group Incorporated	
		00000	41-1921983				Specialty Benefits, LLC	DE	NIA	United HealthCare Services, Inc.	Ownership	100.000	UnitedHealth Group Incorporated	
		00000	71-0886811				Spectera of New York, IPA, Inc.	NY	NIA	Spectera, Inc.	Ownership	100.000	UnitedHealth Group Incorporated	
		00000	52-1260282				Spectera, Inc.	MD	NIA	Specialty Benefits, LLC	Ownership	100.000	UnitedHealth Group Incorporated	
		00000	46-5587702				Spotlite, Inc.	DE	NIA	Rally Health, Inc.	Ownership	100.000	UnitedHealth Group Incorporated	
		00000	27-0008097				StoneRiver P2P Link, LLC	DE	NIA	StoneRiver Pharmacy Solutions, LLC	Ownership	100.000	UnitedHealth Group Incorporated	
		00000	62-1770924				StoneRiver Pharmacy Solutions, LLC	DE	NIA	Progressive Solutions, LLC	Ownership	100.000	UnitedHealth Group Incorporated	
		00000	90-0884047				Summit Home Infusion, LLC	DE	NIA	AxelaCare Holdings, Inc.	Ownership	100.000	UnitedHealth Group Incorporated	
		00000					SXC Comet, LLC	DE	NIA	OptumRx Administrative Services, LLC	Ownership	100.000	UnitedHealth Group Incorporated	
		00000	46-1536748				Symphonix Health Holdings, LLC	DE	NIA	United HealthCare Services, Inc.	Ownership	100.000	UnitedHealth Group Incorporated	
0707	UnitedHealth Group Incorporated	84549	38-2044243				Symphonix Health Insurance, Inc.	IL	IA	Symphonix Health Holdings, LLC	Ownership	100.000	UnitedHealth Group Incorporated	
		00000					TeamMD Holdings, Inc.	DE	NIA	UnitedHealth Group Ventures, LLC	Ownership	100.000	UnitedHealth Group Incorporated	
		00000					TeamMD Iowa, Inc.	DE	NIA	TeamMD Holdings, Inc.	Ownership	100.000	UnitedHealth Group Incorporated	
		00000	56-1970224				The Lewin Group, Inc.	NC	NIA	Optum Public Sector Solutions, Inc.	Ownership	100.000	UnitedHealth Group Incorporated	
		00000	25-1825549				Three Rivers Holdings, Inc.	DE	NIA	AmeriChoice Corporation	Ownership	100.000	UnitedHealth Group Incorporated	
		00000	59-3143128				Tmesys, LLC	FL	NIA	PMSI Holdings, LLC	Ownership	100.000	UnitedHealth Group Incorporated	
		00000					Topimagem Diagnóstico por Imagem Ltda.	BRA	NIA	Esho - Empresa de Serviços Hospitalares S.A.	Ownership	100.000	UnitedHealth Group Incorporated	
		00000	52-1431155				Travel Express Incorporated	MD	NIA	FrontierMEDEX, Inc.	Ownership	100.000	UnitedHealth Group Incorporated	
		00000	20-4963945				Trinity Infusion, Inc.	NC	NIA	Ambient Healthcare, Inc.	Ownership	100.000	UnitedHealth Group Incorporated	
		00000	94-3077084				U.S. Behavioral Health Plan, California	CA	IA	United Behavioral Health	Ownership	100.000	UnitedHealth Group Incorporated	
		00000	41-1913059				UHC International Services, Inc.	DE	NIA	UnitedHealth Group Incorporated	Ownership	100.000	UnitedHealth Group Incorporated	
		00000	95-2931460				UHC of California	CA	IA	United HealthCare Services, Inc.	Ownership	100.000	UnitedHealth Group Incorporated	
		00000					UHG Brasil Participações S.A.	BRA	NIA	Polar II Fundo de Investimento em Participações	Ownership	100.000	UnitedHealth Group Incorporated	
		00000	41-1921008				UHC Holdings, Inc.	DE	NIA	United HealthCare Services, Inc.	Ownership	100.000	UnitedHealth Group Incorporated	
		00000	14-1892398				Ultima Rx, LLC	FL	NIA	United HealthCare Services, Inc.	Ownership	100.000	UnitedHealth Group Incorporated	
		00000	39-1995276				UMR, Inc.	DE	NIA	United HealthCare Services, Inc.	Ownership	100.000	UnitedHealth Group Incorporated	
0707	UnitedHealth Group Incorporated	91529	52-1996029				Unimerica Insurance Company	WI	IA	OptumHealth Holdings, LLC	Ownership	100.000	UnitedHealth Group Incorporated	
							Unimerica Life Insurance Company of New York	NY	IA	UnitedHealthcare Insurance Company	Ownership	100.000	UnitedHealth Group Incorporated	
0707	UnitedHealth Group Incorporated	11596	01-0637149				Unison Administrative Services, LLC	PA	NIA	Three Rivers Holdings, Inc.	Ownership	100.000	UnitedHealth Group Incorporated	
		00000	25-1877716				Unison Health Plan of Delaware, Inc.	DE	IA	Three Rivers Holdings, Inc.	Ownership	100.000	UnitedHealth Group Incorporated	
		00000	20-5917714				Unison Health Plan of the Capital Area, Inc.	DC	IA	Three Rivers Holdings, Inc.	Ownership	100.000	UnitedHealth Group Incorporated	
0707	UnitedHealth Group Incorporated	13032	26-0651931											

SCHEDULE Y  
PART 1A - DETAIL OF INSURANCE HOLDING COMPANY SYSTEM

1	2	3	4	5	6	7	8	9	10	11	12	13	14	15
Group Code	Group Name	NAIC Company Code	ID Number	Federal RSSD	CIK	Name of Securities Exchange if Publicly Traded (U.S. or International)	Names of Parent, Subsidiaries Or Affiliates	Domi-ciliary Location	Relation-ship to Reporting Entity	Directly Controlled by (Name of Entity/Person)	Type of Control (Ownership, Board, Management, Attorney-in-Fact, Influence, Other)	If Control is Owner-ship Provide Percen-tage	Ultimate Controlling Entity(ies)/Person(s)	*
		00000	94-2649097				United Behavioral Health	CA	NIA	OptumHealth Holdings, LLC	Ownership	100.000	UnitedHealth Group Incorporated	
		00000	41-1868911				United Behavioral Health of New York, I.P.A., Inc.	NY	NIA	United Behavioral Health	Ownership	100.000	UnitedHealth Group Incorporated	
		00000	41-1941615				United Health Foundation	MN	NIA	UnitedHealth Group Incorporated	Ownership	100.000	UnitedHealth Group Incorporated	
		00000	41-1289245	3410132			United HealthCare Services, Inc.	MN	UDP	UnitedHealth Group Incorporated	Ownership	100.000	UnitedHealth Group Incorporated	
		00000	30-0318238				United Resource Networks IPA of New York, Inc.	NY	NIA	OptumHealth Care Solutions, Inc.	Ownership	100.000	UnitedHealth Group Incorporated	
		00000	01-0538317				UnitedHealth Advisors, LLC	ME	NIA	United HealthCare Services, Inc.	Ownership	100.000	UnitedHealth Group Incorporated	
		00000	98-1097761				UnitedHealth Group Global Healthcare Services Limited	JRL	NIA	Optum Global Solutions International B.V.	Ownership	100.000	UnitedHealth Group Incorporated	
		00000	98-1097776			New York Stock Exchange	UnitedHealth Group Global Services, Inc.	PHL	NIA	Optum Global Solutions International B.V.	Ownership	99.992	UnitedHealth Group Incorporated	4
		00000	41-1321939		0000731766		UnitedHealth Group Incorporated	DE	UIP			0.000		
		00000	98-1093259				UnitedHealth Group Information Services Private Limited	JND	NIA	Optum Global Solutions International B.V.	Ownership	99.370	UnitedHealth Group Incorporated	
		00000	98-1093259				UnitedHealth Group Information Services Private Limited	JND	NIA	UnitedHealth International, Inc.	Ownership	0.630	UnitedHealth Group Incorporated	
		00000	98-1079826				UnitedHealth Group International GP	CYM	NIA	UnitedHealth Group Incorporated	Ownership	100.000	UnitedHealth Group Incorporated	
		00000	98-1080118				UnitedHealth Group International L.P.	CYM	NIA	UnitedHealth Group International GP	Ownership	84.984	UnitedHealth Group Incorporated	6
		00000	98-1080118				UnitedHealth Group International L.P.	CYM	NIA	FMG Holdings, LLC	Ownership	14.815	UnitedHealth Group Incorporated	6
		00000	98-1080118				UnitedHealth Group International L.P.	CYM	NIA	Hygeia Corporation	Ownership	0.201	UnitedHealth Group Incorporated	6
		00000	46-3311984				UnitedHealth Group Ventures, LLC	DE	NIA	UnitedHealth Group Incorporated	Ownership	100.000	UnitedHealth Group Incorporated	
		00000	41-1917398				UnitedHealth International, Inc.	DE	NIA	UnitedHealth Group Incorporated	Ownership	100.000	UnitedHealth Group Incorporated	
		00000	26-2574977				UnitedHealth Military & Veterans Services, LLC	DE	NIA	United HealthCare Services, Inc.	Ownership	100.000	UnitedHealth Group Incorporated	
		00000	98-0559902				UnitedHealth UK Limited	GBR	NIA	Optum Solutions UK Holdings Limited	Ownership	100.000	UnitedHealth Group Incorporated	
0707	UnitedHealth Group Incorporated	95174	33-0115163				UnitedHealthcare Benefits of Texas, Inc.	TX	IA	United HealthCare Services, Inc.	Ownership	100.000	UnitedHealth Group Incorporated	
		00000	47-3221444				UnitedHealthcare Benefits Plan of California	CA	IA	United HealthCare Services, Inc.	Ownership	100.000	UnitedHealth Group Incorporated	
		00000	46-4348775				UnitedHealthcare Community Plan of California, Inc.	CA	IA	United HealthCare Services, Inc.	Ownership	100.000	UnitedHealth Group Incorporated	
0707	UnitedHealth Group Incorporated	13168	26-2688274				UnitedHealthcare Community Plan of Georgia, Inc.	GA	IA	AmeriChoice Corporation	Ownership	100.000	UnitedHealth Group Incorporated	
0707	UnitedHealth Group Incorporated	12323	56-2451429				UnitedHealthcare Community Plan of Ohio, Inc.	OH	IA	Three Rivers Holdings, Inc.	Ownership	100.000	UnitedHealth Group Incorporated	
0707	UnitedHealth Group Incorporated	11141	91-2008361				UnitedHealthcare Community Plan of Texas, L.L.C.	TX	IA	Ovations, Inc.	Ownership	100.000	UnitedHealth Group Incorporated	
0707	UnitedHealth Group Incorporated	95467	38-3204052				UnitedHealthcare Community Plan, Inc.	MI	IA	AmeriChoice Corporation	Ownership	100.000	UnitedHealth Group Incorporated	
		00000	98-1200034				UnitedHealthcare Consulting & Assistance Service (Beijing) Co., Ltd.	CHN	NIA	UnitedHealthcare International I B.V.	Ownership	100.000	UnitedHealth Group Incorporated	
		00000	98-1199879				UnitedHealthcare Europe S.á.r.l.	LUX	NIA	UnitedHealthcare International V S.á.r.l.	Ownership	100.000	UnitedHealth Group Incorporated	
		00000	98-1099116				UnitedHealthcare India Private Limited	JND	NIA	UnitedHealthcare International II B.V.	Ownership	99.994	UnitedHealth Group Incorporated	
0707	UnitedHealth Group Incorporated	79413	98-1099116				UnitedHealthcare India Private Limited	JND	NIA	UnitedHealth International, Inc.	Ownership	0.007	UnitedHealth Group Incorporated	
		00000	36-2739571				UnitedHealthcare Insurance Company	CT	IA	UHC Holdings, Inc.	Ownership	100.000	UnitedHealth Group Incorporated	
0707	UnitedHealth Group Incorporated	60318	36-3800349				UnitedHealthcare Insurance Company of Illinois	IL	IA	UnitedHealthcare Insurance Company	Ownership	100.000	UnitedHealth Group Incorporated	
0707	UnitedHealth Group Incorporated	60093	11-3283886				UnitedHealthcare Insurance Company of New York	NY	IA	UnitedHealthcare Insurance Company	Ownership	100.000	UnitedHealth Group Incorporated	

**SCHEDULE Y**  
**PART 1A - DETAIL OF INSURANCE HOLDING COMPANY SYSTEM**

1	2	3	4	5	6	7	8	9	10	11	12	13	14	15
Group Code	Group Name	NAIC Company Code	ID Number	Federal RSSD	CIK	Name of Securities Exchange if Publicly Traded (U.S. or International)	Names of Parent, Subsidiaries Or Affiliates	Domiciliary Location	Relationship to Reporting Entity	Directly Controlled by (Name of Entity/Person)	Type of Control (Ownership, Board, Management, Attorney-in-Fact, Influence, Other)	If Control is Ownership Provide Percentage	Ultimate Controlling Entity(ies)/Person(s)	*
...0707...	UnitedHealth Group Incorporated	...12231...	20-1902768	.....	.....	.....	UnitedHealthcare Insurance Company of the River Valley	...IL...	...IA...	UnitedHealthcare Services Company of the River Valley, Inc.	Ownership.....	...100.000...	UnitedHealth Group Incorporated	.....
		...00000...	86-0618309	.....	.....	.....	UnitedHealthcare Integrated Services, Inc.	...AZ...	...NIA...	Ovations, Inc.	Ownership.....	...100.000...	UnitedHealth Group Incorporated	.....
		...00000...	41-1988797	.....	.....	.....	UnitedHealthcare International Asia, LLC	...DE...	...NIA...	UnitedHealth Group Incorporated	Ownership.....	...100.000...	UnitedHealth Group Incorporated	.....
		...00000...	98-1100512	.....	.....	.....	UnitedHealthcare International I B.V.	...NLD...	...NIA...	UnitedHealth Group International L.P.	Ownership.....	...100.000...	UnitedHealth Group Incorporated	.....
		...00000...	98-1079595	.....	.....	.....	UnitedHealthcare International I S.á.r.l.	...LUX...	...NIA...	UnitedHealth Group International L.P.	Ownership.....	...100.000...	UnitedHealth Group Incorporated	.....
		...00000...	98-1100980	.....	.....	.....	UnitedHealthcare International II B.V.	...NLD...	...NIA...	UnitedHealthcare International I B.V.	Ownership.....	...100.000...	UnitedHealth Group Incorporated	.....
		...00000...	98-1079459	.....	.....	.....	UnitedHealthcare International II S.á.r.l.	...LUX...	...NIA...	UnitedHealthcare International I S.á.r.l.	Ownership.....	...100.000...	UnitedHealth Group Incorporated	.....
		...00000...	98-1077436	.....	.....	.....	UnitedHealthcare International III S.á.r.l.	...LUX...	...NIA...	UnitedHealthcare International IV S.á.r.l.	Ownership.....	...100.000...	UnitedHealth Group Incorporated	.....
		...00000...	98-1080926	.....	.....	.....	UnitedHealthcare International IV S.á.r.l.	...LUX...	...NIA...	UnitedHealthcare International II S.á.r.l.	Ownership.....	...100.000...	UnitedHealth Group Incorporated	.....
		...00000...	98-1257473	.....	.....	.....	UnitedHealthcare International V S.á.r.l.	...LUX...	...NIA...	UnitedHealth Group International L.P.	Ownership.....	...100.000...	UnitedHealth Group Incorporated	.....
.0707	UnitedHealth Group Incorporated	...97179...	86-0207231	.....	.....	.....	UnitedHealthcare Life Insurance Company	...WI...	...IA...	Golden Rule Financial Corporation	Ownership.....	...100.000...	UnitedHealth Group Incorporated	.....
.0707	UnitedHealth Group Incorporated	...95784...	63-0899562	.....	.....	.....	UnitedHealthcare of Alabama, Inc.	...AL...	...IA...	UnitedHealthcare, Inc.	Ownership.....	...100.000...	UnitedHealth Group Incorporated	.....
.0707	UnitedHealth Group Incorporated	...96016...	86-0507074	.....	.....	.....	UnitedHealthcare of Arizona, Inc.	...AZ...	...IA...	UnitedHealthcare, Inc.	Ownership.....	...100.000...	UnitedHealth Group Incorporated	.....
.0707	UnitedHealth Group Incorporated	...95446...	63-1036819	.....	.....	.....	UnitedHealthcare of Arkansas, Inc.	...AR...	...IA...	UnitedHealthcare, Inc.	Ownership.....	...100.000...	UnitedHealth Group Incorporated	.....
.0707	UnitedHealth Group Incorporated	...95090...	84-1004639	.....	.....	.....	UnitedHealthcare of Colorado, Inc.	...CO...	...IA...	UnitedHealthcare, Inc.	Ownership.....	...100.000...	UnitedHealth Group Incorporated	.....
.0707	UnitedHealth Group Incorporated	...95264...	59-1293865	.....	.....	.....	UnitedHealthcare of Florida, Inc.	...FL...	...IA...	UnitedHealthcare, Inc.	Ownership.....	...100.000...	UnitedHealth Group Incorporated	.....
.0707	UnitedHealth Group Incorporated	...95850...	58-1653544	.....	.....	.....	UnitedHealthcare of Georgia, Inc.	...GA...	...IA...	UnitedHealthcare, Inc.	Ownership.....	...100.000...	UnitedHealth Group Incorporated	.....
.0707	UnitedHealth Group Incorporated	...95776...	36-3280214	.....	.....	.....	UnitedHealthcare of Illinois, Inc.	...IL...	...IA...	UnitedHealthcare, Inc.	Ownership.....	...100.000...	UnitedHealth Group Incorporated	.....
.0707	UnitedHealth Group Incorporated	...96644...	62-1240316	.....	.....	.....	UnitedHealthcare of Kentucky, Ltd.	...KY...	...IA...	United HealthCare Services, Inc.	Ownership.....	...94.180...	UnitedHealth Group Incorporated	...7.....
.0707	UnitedHealth Group Incorporated	...96644...	62-1240316	.....	.....	.....	UnitedHealthcare of Kentucky, Ltd.	...KY...	...IA...	UnitedHealthcare, Inc.	Ownership.....	...5.820...	UnitedHealth Group Incorporated	...7.....
.0707	UnitedHealth Group Incorporated	...95833...	72-1074008	.....	.....	.....	UnitedHealthcare of Louisiana, Inc.	...LA...	...IA...	UnitedHealthcare, Inc.	Ownership.....	...100.000...	UnitedHealth Group Incorporated	.....
.0707	UnitedHealth Group Incorporated	...95716...	63-1036817	.....	.....	.....	UnitedHealthcare of Mississippi, Inc.	...MS...	...IA...	UnitedHealthcare, Inc.	Ownership.....	...100.000...	UnitedHealth Group Incorporated	.....
.0707	UnitedHealth Group Incorporated	...95149...	05-0413469	.....	.....	.....	UnitedHealthcare of New England, Inc.	...RI...	...IA...	United HealthCare Services, Inc.	Ownership.....	...100.000...	UnitedHealth Group Incorporated	.....
.0707	UnitedHealth Group Incorporated	...13214...	26-2697886	.....	.....	.....	UnitedHealthcare of New Mexico, Inc.	...NM...	...IA...	UnitedHealthcare Insurance Company	Ownership.....	...100.000...	UnitedHealth Group Incorporated	.....
.0707	UnitedHealth Group Incorporated	...95085...	06-1172891	.....	.....	.....	UnitedHealthcare of New York, Inc.	...NY...	...IA...	AmeriChoice Corporation	Ownership.....	...100.000...	UnitedHealth Group Incorporated	.....
.0707	UnitedHealth Group Incorporated	...95103...	56-1461010	.....	.....	.....	UnitedHealthcare of North Carolina, Inc.	...NC...	...IA...	UnitedHealthcare, Inc.	Ownership.....	...100.000...	UnitedHealth Group Incorporated	.....
.0707	UnitedHealth Group Incorporated	...95186...	31-1142815	.....	.....	.....	UnitedHealthcare of Ohio, Inc.	...OH...	...RE...	United HealthCare Services, Inc.	Ownership.....	...100.000...	UnitedHealth Group Incorporated	.....
.0707	UnitedHealth Group Incorporated	...96903...	33-0115166	.....	.....	.....	UnitedHealthcare of Oklahoma, Inc.	...OK...	...IA...	United HealthCare Services, Inc.	Ownership.....	...100.000...	UnitedHealth Group Incorporated	.....
.0707	UnitedHealth Group Incorporated	...95893...	93-0938819	.....	.....	.....	UnitedHealthcare of Oregon, Inc.	...OR...	...IA...	United HealthCare Services, Inc.	Ownership.....	...100.000...	UnitedHealth Group Incorporated	.....
.0707	UnitedHealth Group Incorporated	...95220...	25-1756858	.....	.....	.....	UnitedHealthcare of Pennsylvania, Inc.	...PA...	...IA...	Three Rivers Holdings, Inc.	Ownership.....	...100.000...	UnitedHealth Group Incorporated	.....
.0707	UnitedHealth Group Incorporated	...95765...	95-3939697	.....	.....	.....	UnitedHealthcare of Texas, Inc.	...TX...	...IA...	UnitedHealthcare, Inc.	Ownership.....	...100.000...	UnitedHealth Group Incorporated	.....
		...95025...	52-1130183	.....	.....	.....	UnitedHealthcare of the Mid-Atlantic, Inc.	...MD...	...IA...	UnitedHealthcare, Inc.	Ownership.....	...100.000...	UnitedHealth Group Incorporated	.....
.0707	UnitedHealth Group Incorporated	...95591...	47-0676824	.....	.....	.....	UnitedHealthcare of the Midlands, Inc.	...NE...	...IA...	UnitedHealthcare, Inc.	Ownership.....	...100.000...	UnitedHealth Group Incorporated	.....
.0707	UnitedHealth Group Incorporated	...96385...	43-1361841	.....	.....	.....	UnitedHealthcare of the Midwest, Inc.	...MO...	...IA...	UnitedHealthcare, Inc.	Ownership.....	...100.000...	UnitedHealth Group Incorporated	.....
.0707	UnitedHealth Group Incorporated	...95501...	41-1488563	.....	.....	.....	UnitedHealthcare of Utah, Inc.	...UT...	...IA...	UnitedHealthcare, Inc.	Ownership.....	...100.000...	UnitedHealth Group Incorporated	.....
.0707	UnitedHealth Group Incorporated	...48038...	91-1312551	.....	.....	.....	UnitedHealthcare of Washington, Inc.	...WA...	...IA...	United HealthCare Services, Inc.	Ownership.....	...100.000...	UnitedHealth Group Incorporated	.....
.0707	UnitedHealth Group Incorporated	...95710...	39-1555888	.....	.....	.....	UnitedHealthcare of Wisconsin, Inc.	...WI...	...IA...	UnitedHealthcare, Inc.	Ownership.....	...100.000...	UnitedHealth Group Incorporated	.....
...0707...	UnitedHealth Group Incorporated	...95378...	36-3379945	.....	.....	.....	UnitedHealthcare Plan of the River Valley, Inc.	...IL...	...IA...	UnitedHealthcare Services Company of the River Valley, Inc.	Ownership.....	...100.000...	UnitedHealth Group Incorporated	.....
		...00000...	47-0854646	.....	.....	.....	UnitedHealthcare Service LLC	...DE...	...NIA...	UnitedHealthcare Insurance Company	Ownership.....	...100.000...	UnitedHealth Group Incorporated	.....
		...00000...	36-3355110	.....	.....	.....	UnitedHealthcare Services Company of the River Valley, Inc.	...DE...	...NIA...	UnitedHealthcare, Inc.	Ownership.....	...100.000...	UnitedHealth Group Incorporated	.....
		...00000...	01-0518346	.....	.....	.....	UnitedHealthcare Specialty Benefits, LLC	...ME...	...NIA...	Specialty Benefits, LLC	Ownership.....	...100.000...	UnitedHealth Group Incorporated	.....
		...00000...	41-1922511	.....	.....	.....	UnitedHealthcare, Inc.	...DE...	...NIA...	United HealthCare Services, Inc.	Ownership.....	...100.000...	UnitedHealth Group Incorporated	.....

SCHEDULE Y  
PART 1A - DETAIL OF INSURANCE HOLDING COMPANY SYSTEM

1	2	3	4	5	6	7	8	9	10	11	12	13	14	15
Group Code	Group Name	NAIC Company Code	ID Number	Federal RSSD	CIK	Name of Securities Exchange if Publicly Traded (U.S. or International)	Names of Parent, Subsidiaries Or Affiliates	Domi-ciliary Loca-tion	Relation-ship to Reporting Entity	Directly Controlled by (Name of Entity/Person)	Type of Control (Ownership, Board, Management, Attorney-in-Fact, Influence, Other)	If Control is Owner-ship Provide Percen-tage	Ultimate Controlling Entity(ies)/Person(s)	*
		..00000	26-0382877				Urgent Care Holdings, Inc. ....	..DE	...NIA	Optum Clinics Intermediate Holdings, Inc.	Ownership.....	..100.000	UnitedHealth Group Incorporated	
		..00000	26-3667220				Urgent Care MSO, LLC .....	..DE	...NIA	Urgent Care Holdings, Inc. ....	Ownership.....	..100.000	UnitedHealth Group Incorporated	
		..00000	87-0757396				Valley Physicians Network, Inc. ....	..CA	...NIA	PrimeCare Medical Network, Inc. ....	Ownership.....	..100.000	UnitedHealth Group Incorporated	
		..00000	74-2797745				WellMed Medical Management of Florida, Inc. ....	..FL	...NIA	WellMed Medical Management, Inc. ....	Ownership.....	..100.000	UnitedHealth Group Incorporated	
		..00000	74-2786364				WellMed Medical Management, Inc. ....	..TX	...NIA	Collaborative Care Holdings, LLC .....	Ownership.....	..80.000	UnitedHealth Group Incorporated	2
		..00000	45-0636596				WESTMED Practice Partners LLC .....	..DE	...NIA	Collaborative Care Holdings, LLC .....	Ownership.....	..86.150	UnitedHealth Group Incorporated	2
		..00000	52-2102846				XLHealth Corporation .....	..MD	...NIA	United HealthCare Services, Inc. ....	Ownership.....	..100.000	UnitedHealth Group Incorporated	
		..00000	98-1107695				XLHealth Corporation India Private Limited	..JND	...NIA	XLHealth Corporation .....	Ownership.....	..100.000	UnitedHealth Group Incorporated	
		..00000	11-3764012				Your Health Options Insurance Services, Inc. ....	..CA	...NIA	PrimeCare Medical Network, Inc. ....	Ownership.....	..100.000	UnitedHealth Group Incorporated	
		..00000	27-0172594				Your Partner in Health Services, Inc. ....	..IL	...NIA	North American Medical Management - Illinois, Inc. ....	Ownership.....	..100.000	UnitedHealth Group Incorporated	

Asterisk	Explanation
1 .....	The remaining 20% is owned by external shareholders. Corporate secretarial services for this entity are the responsibility of the portfolio company. ....
2 .....	The remaining percentage is owned by one or more external third party(ies) and/or shareholder(s) which consist of individuals or companies. ....
3 .....	The remaining 26% is owned by internal and external investors. ....
4 .....	The remaining percentage is owned by company management, officers and/or directors. ....
5 .....	The remaining 0.75904% owned by external shareholders and 0.03490% owned by Treasury Shares. ....
6 .....	The limited partners of UnitedHealth Group International, L.P. include FMG Holdings, LLC (14.8145%), Hygeia Corporation (DE) (0.2012%) and UnitedHealth Group Incorporated (84.9843%). UnitedHealth Group International GP is the general partner of UnitedHealth Group International, L.P. ....
7 .....	The general partnership interest of 89.77% is held by United HealthCare Services, Inc. (UHS) and 10.23% is held by UnitedHealthcare, Inc. (UHC). UHS also holds 100% of the limited partnership interests. When combining general and limited partner interests, UHS owns 94.18% and UHC owns 5.82%. ....

SUPPLEMENTAL EXHIBITS AND SCHEDULES INTERROGATORIES

The following supplemental reports are required to be filed as part of your statement filing. However, in the event that your company does not transact the type of business for which the special report must be filed, your response of NO to the specific interrogatory will be accepted in lieu of filing a "NONE" report and a bar code will be printed below. If the supplement is required of your company but is not being filed for whatever reason enter SEE EXPLANATION and provide an explanation following the interrogatory questions.

Response

1. Will the Medicare Part D Coverage Supplement be filed with the state of domicile and the NAIC with this statement? .....

NO

Explanation:

1. The Company does not offer Medicare Part D Supplement Product.

Bar Code:

1. Medicare Part D Coverage Supplement [Document Identifier 365]





**OVERFLOW PAGE FOR WRITE-INS**

SCHEDULE A - VERIFICATION

Real Estate

	1 Year to Date	2 Prior Year Ended December 31
1. Book/adjusted carrying value, December 31 of prior year .....		
2. Cost of acquired:		
2.1 Actual cost at time of acquisition .....		
2.2 Additional investment made after acquisition .....		
3. Current year change in encumbrances .....		
4. Total gain (loss) on disposals .....		
5. Deduct amounts received on disposals .....		
6. Total foreign exchange change in book/adjusted carrying value .....		
7. Deduct current year's other than temporary impairment recognized .....		
8. Deduct current year's depreciation .....		
9. Book/adjusted carrying value at the end of current period (Lines 1+2+3+4-5+6-7-8) .....		
10. Deduct total nonadmitted amounts .....		
11. Statement value at end of current period (Line 9 minus Line 10)		

SCHEDULE B - VERIFICATION

Mortgage Loans

	1 Year to Date	2 Prior Year Ended December 31
1. Book value/recorded investment excluding accrued interest, December 31 of prior year .....		
2. Cost of acquired:		
2.1 Actual cost at time of acquisition .....		
2.2 Additional investment made after acquisition .....		
3. Capitalized deferred interest and other .....		
4. Accrual of discount .....		
5. Unrealized valuation increase (decrease) .....		
6. Total gain (loss) on disposals .....		
7. Deduct amounts received on disposals .....		
8. Deduct amortization of premium and mortgage interest points and commitment fees .....		
9. Total foreign exchange change in book value/recorded investment excluding accrued interest .....		
10. Deduct current year's other than temporary impairment recognized .....		
11. Book value/recorded investment excluding accrued interest at end of current period (Lines 1+2+3+4+5+6-7-8+9-10) .....		
12. Total valuation allowance .....		
13. Subtotal (Line 11 plus Line 12) .....		
14. Deduct total nonadmitted amounts .....		
15. Statement value at end of current period (Line 13 minus Line 14)		

SCHEDULE BA - VERIFICATION

Other Long-Term Invested Assets

	1 Year to Date	2 Prior Year Ended December 31
1. Book/adjusted carrying value, December 31 of prior year .....		
2. Cost of acquired:		
2.1 Actual cost at time of acquisition .....		
2.2 Additional investment made after acquisition .....		
3. Capitalized deferred interest and other .....		
4. Accrual of discount .....		
5. Unrealized valuation increase (decrease) .....		
6. Total gain (loss) on disposals .....		
7. Deduct amounts received on disposals .....		
8. Deduct amortization of premium and depreciation .....		
9. Total foreign exchange change in book/adjusted carrying value .....		
10. Deduct current year's other than temporary impairment recognized .....		
11. Book/adjusted carrying value at end of current period (Lines 1+2+3+4+5+6-7-8+9-10) .....		
12. Deduct total nonadmitted amounts .....		
13. Statement value at end of current period (Line 11 minus Line 12)		

SCHEDULE D - VERIFICATION

Bonds and Stocks

	1 Year to Date	2 Prior Year Ended December 31
1. Book/adjusted carrying value of bonds and stocks, December 31 of prior year .....	94,570,491	189,461,199
2. Cost of bonds and stocks acquired .....	4,590,071	52,079,715
3. Accrual of discount .....	2,402	48,754
4. Unrealized valuation increase (decrease) .....	(3,465)	10,160
5. Total gain (loss) on disposals .....	923,896	2,355,969
6. Deduct consideration for bonds and stocks disposed of .....	61,151,165	147,082,269
7. Deduct amortization of premium .....	162,274	2,303,037
8. Total foreign exchange change in book/adjusted carrying value .....	0	0
9. Deduct current year's other than temporary impairment recognized .....	13,307	0
10. Book/adjusted carrying value at end of current period (Lines 1+2+3+4+5-6-7+8-9) .....	38,756,649	94,570,491
11. Deduct total nonadmitted amounts .....	0	0
12. Statement value at end of current period (Line 10 minus Line 11)	38,756,649	94,570,491

SCHEDULE D - PART 1B

Showing the Acquisitions, Dispositions and Non-Trading Activity  
During the Current Quarter for all Bonds and Preferred Stock by NAIC Designation

NAIC Designation	1 Book/Adjusted Carrying Value Beginning of Current Quarter	2 Acquisitions During Current Quarter	3 Dispositions During Current Quarter	4 Non-Trading Activity During Current Quarter	5 Book/Adjusted Carrying Value End of First Quarter	6 Book/Adjusted Carrying Value End of Second Quarter	7 Book/Adjusted Carrying Value End of Third Quarter	8 Book/Adjusted Carrying Value December 31 Prior Year
BONDS								
1. NAIC 1 (a) .....	97,439,716	99,701,516	131,249,536	(166,798)	65,724,898	0	0	97,439,716
2. NAIC 2 (a) .....	13,665,874	489,579	11,013,833	(6,058)	3,135,562	0	0	13,665,874
3. NAIC 3 (a) .....	0	0	0	0	0	0	0	0
4. NAIC 4 (a) .....	0	0	0	0	0	0	0	0
5. NAIC 5 (a) .....	0	0	0	0	0	0	0	0
6. NAIC 6 (a) .....	0	0	0	0	0	0	0	0
7. Total Bonds	111,105,590	100,191,095	142,263,369	(172,856)	68,860,460	0	0	111,105,590
PREFERRED STOCK								
8. NAIC 1 .....	0	0	0	0	0	0	0	0
9. NAIC 2 .....	528,910	0	0	(3,465)	525,445	0	0	528,910
10. NAIC 3 .....	0	0	0	0	0	0	0	0
11. NAIC 4 .....	0	0	0	0	0	0	0	0
12. NAIC 5 .....	0	0	0	0	0	0	0	0
13. NAIC 6 .....	0	0	0	0	0	0	0	0
14. Total Preferred Stock .....	528,910	0	0	(3,465)	525,445	0	0	528,910
15. Total Bonds and Preferred Stock	111,634,500	100,191,095	142,263,369	(176,321)	69,385,905	0	0	111,634,500

(a) Book/Adjusted Carrying Value column for the end of the current reporting period includes the following amount of non-rated short-term and cash equivalent bonds by NAIC designation: NAIC 1 \$ .....0 ; NAIC 2 \$ .....0 ; NAIC 3 \$ .....0 ;  
NAIC 4 \$ .....0 ; NAIC 5 \$ .....0 ; NAIC 6 \$ .....0

SCHEDULE DA - PART 1

Short-Term Investments

	1	2	3	4	5
	Book/Adjusted Carrying Value	Par Value	Actual Cost	Interest Collected Year-to-Date	Paid for Accrued Interest Year-to-Date
9199999 Totals	30,379,292	xxx	30,379,292	23,565	0

SCHEDULE DA - VERIFICATION

Short-Term Investments

	1	2
	Year To Date	Prior Year Ended December 31
1. Book/adjusted carrying value, December 31 of prior year .....	14,564,227	16,604,105
2. Cost of short-term investments acquired .....	94,621,262	924,885,950
3. Accrual of discount .....	0	0
4. Unrealized valuation increase (decrease) .....	0	0
5. Total gain (loss) on disposals .....	0	(75)
6. Deduct consideration received on disposals .....	78,806,197	926,902,438
7. Deduct amortization of premium .....	0	23,315
8. Total foreign exchange change in book/adjusted carrying value .....	0	0
9. Deduct current year's other than temporary impairment recognized .....	0	0
10. Book/adjusted carrying value at end of current period (Lines 1+2+3+4+5-6-7+8-9) .....	30,379,292	14,564,227
11. Deduct total nonadmitted amounts .....	0	0
12. Statement value at end of current period (Line 10 minus Line 11)	30,379,292	14,564,227

Schedule DB - Part A - Verification - Options, Caps, Floors, Collars, Swaps and Forwards  
**N O N E**

Schedule DB - Part B - Verification - Futures Contracts  
**N O N E**

Schedule DB - Part C - Section 1 - Replication (Synthetic Asset) Transactions (RSATs) Open  
**N O N E**

Schedule DB-Part C-Section 2-Reconciliation of Replication (Synthetic Asset) Transactions Open  
**N O N E**

Schedule DB - Verification - Book/Adjusted Carrying Value, Fair Value and Potential Exposure of  
Derivatives  
**N O N E**

SCHEDULE E - VERIFICATION

(Cash Equivalents)

	1	2
	Year To Date	Prior Year Ended December 31
1. Book/adjusted carrying value, December 31 of prior year .....	2,499,782	0
2. Cost of cash equivalents acquired .....	979,762	22,038,618
3. Accrual of discount .....	323	500
4. Unrealized valuation increase (decrease) .....	0	0
5. Total gain (loss) on disposals .....	(19)	(149)
6. Deduct consideration received on disposals .....	3,229,884	19,539,187
7. Deduct amortization of premium .....	0	0
8. Total foreign exchange change in book/adjusted carrying value .....	0	0
9. Deduct current year's other than temporary impairment recognized .....	0	0
10. Book/adjusted carrying value at end of current period (Lines 1+2+3+4+5-6-7+8-9) .....	249,964	2,499,782
11. Deduct total nonadmitted amounts .....	0	0
12. Statement value at end of current period (Line 10 minus Line 11)	249,964	2,499,782

Schedule A - Part 2 - Real Estate Acquired and Additions Made  
**N O N E**

Schedule A - Part 3 - Real Estate Disposed  
**N O N E**

Schedule B - Part 2 - Mortgage Loans Acquired and Additions Made  
**N O N E**

Schedule B - Part 3 - Mortgage Loans Disposed, Transferred or Repaid  
**N O N E**

Schedule BA - Part 2 - Other Long-Term Invested Assets Acquired and Additions Made  
**N O N E**

Schedule BA - Part 3 - Other Long-Term Invested Assets Disposed, Transferred or Repaid  
**N O N E**

STATEMENT AS OF MARCH 31, 2016 OF THE UnitedHealthcare of Ohio, Inc.

SCHEDULE D - PART 3

Show All Long-Term Bonds and Stock Acquired During the Current Quarter

1	2	3	4	5	6	7	8	9	10
CUSIP Identification	Description	Foreign	Date Acquired	Name of Vendor	Number of Shares of Stock	Actual Cost	Par Value	Paid for Accrued Interest and Dividends	NAIC Designation or Market Indicator (a)
235308-VZ-3	DALLAS TX INDEP GO Cont Call 5.000% 02/15/26		02/25/2016	Merrill Lynch		762,457	610,000	0	1FE
2499999. Subtotal - Bonds - U.S. Political Subdivisions of States, Territories and Possessions						762,457	610,000	0	XXX
3138EK-QQ-1	FNMA Pool AL3162 MBS 3.000% 02/01/43		01/06/2016	Stephen Inc.		288,229	285,950	286	1
3138W7-GC-2	FNMA Pool AR9194 MBS 3.000% 03/01/43		01/06/2016	Stephen Inc.		53,936	53,510	54	1
31417G-TH-9	FNMA Pool AB9551 MBS 3.000% 06/01/43		01/06/2016	Morgan Stanley		1,658,673	1,643,777	1,643	1
3199999. Subtotal - Bonds - U.S. Special Revenues						2,000,838	1,983,237	1,983	XXX
035242-AL-0	ANHEUSER-BUSCH Corp Note Call MW 3.300% 02/01/23		01/13/2016	Deutsche Bank		298,863	300,000	0	1FE
172967-KK-6	CITIGROUP INC Corp Note Non Call 2.700% 03/30/21		03/22/2016	CitiGroup		199,712	200,000	0	2FE
31428X-BF-2	FEDEX CORP Corp Note Call MW 3.250% 04/01/26		03/21/2016	Deutsche Bank		59,878	60,000	0	2FE
345397-XII-8	FORD MOTOR CRED Corp Note Non Call 3.336% 03/18/21		03/15/2016	JP Morgan Chase		200,000	200,000	0	2FE
46625H-QJ-2	JPMORGAN CHASE Corp Note Call 2.550% 03/01/21		02/25/2016	JP Morgan Chase		349,738	350,000	0	1FE
828807-CX-3	SIMON PROP GP LP Corp Note Call MW 2.500% 07/15/21		01/08/2016	Merrill Lynch		99,918	100,000	0	1FE
863667-AM-3	STRYKER CORP Corp Note Call MW 2.625% 03/15/21		03/03/2016	Goldman Sachs		29,989	30,000	0	2FE
21688A-AF-9	RABOBANK NED NY Corp Note Non Call 2.500% 01/19/21	F	01/11/2016	JP Morgan Chase		588,678	590,000	0	1FE
3899999. Subtotal - Bonds - Industrial and Miscellaneous (Unaffiliated)						1,826,776	1,830,000	0	XXX
8399997. Total - Bonds - Part 3						4,590,071	4,423,237	1,983	XXX
8399998. Total - Bonds - Part 5						XXX	XXX	XXX	XXX
8399999. Total - Bonds						4,590,071	4,423,237	1,983	XXX
8999997. Total - Preferred Stocks - Part 3						0	XXX	0	XXX
8999998. Total - Preferred Stocks - Part 5						XXX	XXX	XXX	XXX
8999999. Total - Preferred Stocks						0	XXX	0	XXX
9799997. Total - Common Stocks - Part 3						0	XXX	0	XXX
9799998. Total - Common Stocks - Part 5						XXX	XXX	XXX	XXX
9799999. Total - Common Stocks						0	XXX	0	XXX
9899999. Total - Preferred and Common Stocks						0	XXX	0	XXX
9999999 - Totals						4,590,071	XXX	1,983	XXX

(a) For all common stock bearing the NAIC market indicator "U" provide: the number of such issues 0



STATEMENT AS OF MARCH 31, 2016 OF THE UnitedHealthcare of Ohio, Inc.

SCHEDULE D - PART 4

Show All Long-Term Bonds and Stock Sold, Redeemed or Otherwise Disposed of During the Current Quarter

1	2	3	4	5	6	7	8	9	10	Change In Book/Adjusted Carrying Value					16	17	18	19	20	21	22
										11	12	13	14	15							
CUSIP Identification	Description	For- eign	Disposal Date	Name of Purchaser	Number of Shares of Stock	Consid- eration	Par Value	Actual Cost	Prior Year Book/ Adjusted Carrying Value	Unrealized Valuation Increase/ (Decrease)	Current Year's (Amor- tization)/ Accretion	Current Year's Other Than Temporary Impairment Recogn- ized	Total Change in Book/ Adjusted Carrying Value (11 + 12 - 13)	Total Foreign Exchange Change in Book /Adjusted Carrying Value	Book/ Adjusted Carrying Value at Disposal Date	Foreign Exchange Gain (Loss) on Disposal	Realized Gain (Loss) on Disposal	Total Gain (Loss) on Disposal	Bond Interest/ Stock Dividends Received During Year	Stated Con- tractual Maturity Date	NAIC Desig- nation or Market In- dicator (a)
36296Q-E7-0	GNMA Pool 697758 MBS 4.500% 04/15/24		03/01/2016	Paydown		10,343	10,343	10,791	10,662	.0	(319)	.0	(319)	.0	10,343	.0	.0	.0	.77	04/15/2024	1
36296Q-FA-2	GNMA Pool 697761 MBS 4.500% 04/15/24		03/01/2016	Paydown		21,222	21,222	22,140	21,878	.0	(656)	.0	(656)	.0	21,222	.0	.0	.0	147	04/15/2024	1
0599999. Subtotal - Bonds - U.S. Governments						31,565	31,565	32,931	32,540	0	(975)	0	(975)	0	31,565	0	0	0	224	XXX	XXX
13067J-MW-8	CALIFORNIA ST EC GO Cont Call 5.250% 07/01/21		01/26/2016	Jefferys and Company National Financial Services Co		774,029	.675,000	793,372	764,689	.0	(1,932)	.0	(1,932)	.0	762,757	.0	11,272	11,272	20,475	07/01/2021	1FE
419792-CF-1	HAWAII ST GO Cont Call 5.000% 10/01/27		01/26/2016	RBC Capital Markets		1,812,515	1,450,000	1,748,512	1,745,154	.0	(2,044)	.0	(2,044)	.0	1,743,110	.0	69,404	69,404	18,125	10/01/2027	1FE
604129-4H-6	MINNESOTA ST GO Non Call 5.000% 08/01/24		01/26/2016	Southwest Securities		947,798	750,000	958,913	935,356	.0	(1,511)	.0	(1,511)	.0	933,846	.0	13,952	13,952	18,542	08/01/2024	1FE
646039-KE-6	NEW JERSEY ST GO Non Call 5.250% 07/15/16		01/26/2016			510,730	500,000	594,135	510,716	.0	(1,520)	.0	(1,520)	.0	509,197	.0	1,533	1,533	14,146	07/15/2016	1FE
1799999. Subtotal - Bonds - U.S. States, Territories and Possessions						4,045,072	3,375,000	4,094,932	3,955,915	0	(7,007)	0	(7,007)	0	3,948,910	0	96,161	96,161	71,288	XXX	XXX
181059-SZ-0	CLARK CNTY NV SC GO Non Call 5.000% 06/15/23		01/26/2016	Pershing		1,224,040	1,000,000	1,194,040	1,191,481	.0	(1,813)	.0	(1,813)	.0	1,189,669	.0	34,371	34,371	9,167	06/15/2023	1FE
544646-2X-9	LOS ANGELES CA U GO Non Call 5.000% 07/01/21		01/26/2016	Janney Montgomery, Scott		817,129	.680,000	799,775	789,582	.0	(1,461)	.0	(1,461)	.0	788,121	.0	29,008	29,008	19,644	07/01/2021	1FE
796269-VM-7	SAN ANTONIO TX I GO Non Call 5.000% 02/15/24		01/26/2016	RBC Capital Markets		941,885	.755,000	929,858	929,064	.0	(1,482)	.0	(1,482)	.0	927,582	.0	14,303	14,303	17,197	02/15/2024	1FE
2499999. Subtotal - Bonds - U.S. Political Subdivisions of States, Territories and Possessions						2,983,054	2,435,000	2,923,673	2,910,127	0	(4,756)	0	(4,756)	0	2,905,372	0	77,682	77,682	46,008	XXX	XXX
052414-GV-5	Austin TX Electr Util Sys Rev Bond Cont Call 5.000% 11/15/19		01/26/2016	Pershing		617,757	.575,000	662,992	602,721	.0	(1,119)	.0	(1,119)	.0	601,603	.0	16,154	16,154	5,910	11/15/2019	1FE
167593-HL-9	CHICAGO IL O'HAR Rev Bond Non Call 5.000% 01/01/21		01/26/2016	Wachovia Bank		1,614,410	1,400,000	1,614,382	1,535,169	.0	(1,947)	.0	(1,947)	.0	1,533,222	.0	81,188	81,188	40,444	01/01/2021	1FE
167593-RN-4	CHICAGO IL O'HAR Rev Bond Non Call 5.000% 01/01/21		01/26/2016	Wachovia Bank		1,153,150	1,000,000	1,138,170	1,132,834	.0	(1,930)	.0	(1,930)	.0	1,130,904	.0	22,246	22,246	14,444	01/01/2021	1FE
196707-KT-9	COLORADO ST BRD Rev Bond Non Call 5.000% 03/01/23		01/26/2016	Goldman Sachs		1,663,902	1,350,000	1,686,974	1,582,623	.0	(2,288)	.0	(2,288)	.0	1,580,335	.0	83,567	83,567	27,750	03/01/2023	1FE
254845-KL-3	DIST OF COLUMBIA Rev Bond Cont Call 5.000% 10/01/26		01/26/2016	William Blair and Co.		617,250	500,000	614,645	606,421	.0	(841)	.0	(841)	.0	605,581	.0	11,669	11,669	8,194	10/01/2026	1FE
3128ME-ME-8	FHLMC Pool G15557 MBS 3.000% 11/01/30		03/01/2016	Paydown		39,202	39,202	40,953	41,260	.0	(2,059)	.0	(2,059)	.0	39,202	.0	.0	.0	200	11/01/2030	1
3128PQ-Q6-1	FHLMC Pool J11377 MBS 4.500% 12/01/24		03/01/2016	Paydown		17,557	17,557	18,187	18,187	.0	(630)	.0	(630)	.0	17,557	.0	.0	.0	151	12/01/2024	1
3128OS-Y7-5	FHLMC Pool 162534 MBS ARM 2.345% 10/01/36		03/01/2016	Paydown		5,615	5,615	5,634	5,630	.0	(15)	.0	(15)	.0	5,615	.0	.0	.0	21	10/01/2036	1
3128SA-DN-4	FHLMC Pool 100109 MBS ARM 2.445% 09/01/36		03/01/2016	Paydown		3,838	3,838	3,850	3,847	.0	(9)	.0	(9)	.0	3,838	.0	.0	.0	15	09/01/2036	1
31358N-M5-8	FNMA FNR 1992-119 Z CMO 8.000% 07/25/22		03/01/2016	Paydown		916	916	912	912	.0	4	.0	4	.0	916	.0	.0	.0	12	07/25/2022	1
31371M-AA-5	FNMA Pool 255701 MBS 5.000% 04/01/25		03/01/2016	Paydown		1,818	1,818	1,824	1,820	.0	(3)	.0	(3)	.0	1,818	.0	.0	.0	17	04/01/2025	1
31374S-SU-1	FNMA Pool 323159 MBS 7.500% 04/01/28		03/01/2016	Paydown		1,309	1,309	1,312	1,310	.0	(1)	.0	(1)	.0	1,309	.0	.0	.0	19	04/01/2028	1
31374T-RH-4	FNMA Pool 323688 MBS 7.500% 03/01/29		03/01/2016	Paydown		158	158	159	158	.0	.0	.0	.0	.0	158	.0	.0	.0	2	03/01/2029	1
31376A-YZ-5	FNMA Pool 350028 MBS 7.500% 12/01/25		03/01/2016	Paydown		352	352	352	352	.0	.0	.0	.0	.0	352	.0	.0	.0	4	12/01/2025	1
31379A-AK-1	FNMA Pool 413210 MBS 6.000% 04/01/28		03/01/2016	Paydown		.0	.0	.0	.0	.0	.0	.0	.0	.0	.0	.0	.0	.0	.0	04/01/2028	1
31380K-KF-6	FNMA Pool 442294 MBS 6.000% 10/01/28		03/01/2016	Paydown		291	291	288	289	.0	3	.0	3	.0	291	.0	.0	.0	4	10/01/2028	1
31383C-V6-9	FNMA Pool 499337 MBS 7.500% 08/01/29		03/01/2016	Paydown		155	155	156	156	.0	.0	.0	.0	.0	155	.0	.0	.0	2	08/01/2029	1
3138SH-N8-1	FNMA Pool 545015 MBS 6.000% 06/01/16		03/01/2016	Paydown		1,750	1,750	1,730	1,742	.0	8	.0	8	.0	1,750	.0	.0	.0	17	06/01/2016	1
31386X-ND-4	FNMA Pool 576488 MBS 6.000% 04/01/16		03/01/2016	Paydown		3,356	3,356	3,377	3,344	.0	12	.0	12	.0	3,356	.0	.0	.0	31	04/01/2016	1
31387D-J9-1	FNMA Pool 580888 MBS 6.000% 05/01/16		03/01/2016	Paydown		1,180	1,180	1,172	1,175	.0	5	.0	5	.0	1,180	.0	.0	.0	12	05/01/2016	1
31387J-VT-0	FNMA Pool 585726 MBS 6.000% 05/01/16		03/01/2016	Paydown		2,135	2,135	2,098	2,124	.0	10	.0	10	.0	2,135	.0	.0	.0	20	05/01/2016	1
31389D-QH-3	FNMA Pool 622456 MBS 6.000% 12/01/16		03/01/2016	Paydown		2,941	2,941	2,956	2,933	.0	8	.0	8	.0	2,941	.0	.0	.0	28	12/01/2016	1
3138EJ-XP-8	FNMA Pool AL2485 MBS 4.000% 09/01/42		03/01/2016	Paydown		9,296	9,296	10,107	10,069	.0	(773)	.0	(773)	.0	9,296	.0	.0	.0	63	09/01/2042	1
3138EK-QF-5	FNMA Pool AL3153 MBS 4.000% 09/01/42		03/01/2016	Paydown		65,606	65,606	71,162	70,900	.0	(5,294)	.0	(5,294)	.0	65,606	.0	.0	.0	398	09/01/2042	1
3138EK-QQ-1	FNMA Pool AL3162 MBS 3.000% 02/01/43		03/01/2016	Paydown		5,525	5,525	5,569	.0	.0	(44)	.0	(44)	.0	5,525	.0	.0	.0	20	02/01/2043	1
3138MA-W6-5	FNMA Pool AP1568 MBS 3.500% 02/01/43		01/29/2016	Merrill Lynch		743,161	709,779	746,682	744,755	.0	(36)	.0	(36)	.0	744,719	.0	(1,558)	(1,558)	4,002	02/01/2043	1
3138MA-W6-5	FNMA Pool AP1568 MBS 3.500% 02/01/43		03/01/2016	Paydown		16,569	16,569	17,431	17,386	.0	(816)	.0	(816)	.0	16,569	.0	.0	.0	124	02/01/2043	1
3138ML-CP-7	FNMA Pool AQ4577 MBS 3.500% 12/01/42		01/28/2016	BNP Paribar Securities Corp		2,087,103	1,996,034	2,099,890	2,094,381	.0	(102)	.0	(102)	.0	2,094,280	.0	(7,176)	(7,176)	11,255	12/01/2042	1
3138ML-CP-7	FNMA Pool AQ4577 MBS 3.500% 12/01/42		01/01/2016	Paydown		4,176	4,176	4,393	4,382	.0	(206)	.0	(206)	.0	4,176	.0	.0	.0	12	12/01/2042	1
3138WJ-GC-2	FNMA Pool AR9194 MBS 3.000% 03/01/43		03/01/2016	Paydown		1,040	1,040	1,049	.0	.0	(8)	.0	(8)	.0	1,040	.0	.0	.0	4	03/01/2043	1
3138X6-UE-3	FNMA Pool AU6880 MBS 4.000% 09/01/43		03/01/2016	Paydown		29,461	29,461	31,086	31,050	.0	(1,589)	.0	(1,589)	.0	29,461	.0	.0	.0	202	09/01/2043	1
3138XB-XW-9	FNMA Pool AV0692 MBS 4.000% 12/01/43		01/28/2016	Barclays Group Inc.		3,478,673	3,243,990	3,362,345	3,358,992	.0	(48)	.0	(48)	.0	3,358,944	.0	119,728	119,728	20,906	12/01/2043	1
3138XB-XW-9	FNMA Pool AV0692 MBS 4.000% 12/01/43		01/01/2016	Paydown		33,400	33,400	34,619	34,584	.0	(1,184)	.0	(1,184)	.0	33,400	.0	.0	.0	111	12/01/2043	1
31410G-SS-8	FNMA Pool 889257 MBS 5.000% 04/01/21		03/01/2016	Paydown		53,129	53,129	56,574	55,137	.0	(2,009)	.0	(2,009)	.0	53,129	.0	.0	.0	431	04/01/2021	1

STATEMENT AS OF MARCH 31, 2016 OF THE UnitedHealthcare of Ohio, Inc.

SCHEDULE D - PART 4

Show All Long-Term Bonds and Stock Sold, Redeemed or Otherwise Disposed of During the Current Quarter

1	2	3	4	5	6	7	8	9	10	Change In Book/Adjusted Carrying Value					16	17	18	19	20	21	22
										11	12	13	14	15							
CUSIP Ident-ification	Description	For-eign	Disposal Date	Name of Purchaser	Number of Shares of Stock	Consid-eration	Par Value	Actual Cost	Prior Year Book/ Adjusted Carrying Value	Unrealized Valuation Increase/ (Decrease)	Current Year's (Amor-tization)/ Accretion	Current Year's Other Than Temporary Impairment Recogn-ized	Total Change in Book/ Adjusted Carrying Value (11 + 12 - 13)	Total Foreign Exchange Change in Book /Adjusted Carrying Value	Book/ Adjusted Carrying Value at Disposal Date	Foreign Exchange Gain (Loss) on Disposal	Realized Gain (Loss) on Disposal	Total Gain (Loss) on Disposal	Bond Interest/ Stock Dividends Received During Year	Stated Con-tractual Maturity Date	NAIC Desig-nation or Market In-dicator (a)
31414R-QC-2	FNMA Pool 973951 MBS 5.000% 04/01/23		03/01/2016	Paydown		6,743	6,743	7,132	7,014	.0	(272)	.0	(272)	.0	6,743	.0	.0	.0	.64	04/01/2023	1FE
31417G-TH-9	FNMA Pool AB9551 MBS 3.000% 06/01/43		01/28/2016	Credit Suisse		1,678,193	1,643,777	1,658,673	.0	.0	(90)	.0	(90)	.0	1,658,584	.0	19,610	19,610	3,835	06/01/2043	1FE
31417Y-JK-4	FNMA Pool MA0265 MBS 5.000% 11/01/24		03/01/2016	Paydown		5,901	5,901	6,242	6,165	.0	(264)	.0	(264)	.0	5,901	.0	.0	.0	50	11/01/2024	1FE
46613Q-GV-0	JEA FL ST JOHNS Rev Bond Non Call 5.000% 10/01/18		01/26/2016	National Financial Services Co		276,948	250,000	288,073	277,042	.0	(742)	.0	(742)	.0	276,299	.0	648	648	4,097	10/01/2018	1FE
485424-NZ-4	KANSAS ST DEPT O Rev Bond Non Call 5.000% 09/01/20		01/26/2016	Morgan Stanley		587,270	500,000	585,300	576,842	.0	(1,220)	.0	(1,220)	.0	575,622	.0	11,648	11,648	10,278	09/01/2020	1FE
491397-AY-1	KENTUCKY PUB TRA Rev Bond Non Call 5.000% 07/01/17		01/27/2016	Merrill Lynch		1,050,000	1,000,000	1,103,920	1,045,022	.0	(2,287)	.0	(2,287)	.0	1,042,735	.0	7,265	7,265	28,889	07/01/2017	2FE
641480-FT-0	NEVADA ST HIGHWA Rev Bond Cont Call 4.250% 12/01/20		01/26/2016	Southwest Securities National Financial Services Co		538,445	500,000	574,515	534,709	.0	(1,084)	.0	(1,084)	.0	533,624	.0	4,821	4,821	3,424	12/01/2020	1FE
646135-3U-5	NEW JERSEY ST TR Rev Bond Non Call 5.500% 12/15/17		01/26/2016	Janney Montgomery, Scott		1,609,785	1,500,000	1,767,570	1,587,036	.0	(3,345)	.0	(3,345)	.0	1,583,691	.0	26,094	26,094	10,083	12/15/2017	1FE
64971Q-JC-8	NEW YORK CITY NY Rev Bond Non Call 5.000% 11/01/21		01/26/2016	National Financial Services Co		602,490	500,000	605,790	563,946	.0	(783)	.0	(783)	.0	563,163	.0	39,327	39,327	6,111	11/01/2021	1FE
64971Q-JM-6	NEW YORK CITY NY Rev Bond Non Call 5.000% 02/01/20		01/26/2016	National Financial Services Co		980,161	850,000	1,021,496	937,209	.0	(1,543)	.0	(1,543)	.0	935,667	.0	44,494	44,494	21,014	02/01/2020	1FE
64972G-FL-3	NEW YORK CITY NY Rev Bond Cont Call 5.000% 06/15/27		01/26/2016	Bank of New York National Financial Services Co		1,248,610	1,000,000	1,236,170	1,220,564	.0	(1,600)	.0	(1,600)	.0	1,218,963	.0	29,647	29,647	6,111	06/15/2027	1FE
649876-S4-2	NEW YORK ST LOCA Rev Bond Non Call 5.000% 04/01/18		01/26/2016	US Bank		818,618	750,000	831,773	816,178	.0	(2,226)	.0	(2,226)	.0	813,952	.0	4,666	4,666	12,292	04/01/2018	1FE
717817-MS-6	PHILADELPHIA PA Rev Bond Non Call 5.000% 06/15/20		01/26/2016	Pershing		576,255	500,000	570,685	547,509	.0	(772)	.0	(772)	.0	546,736	.0	29,519	29,519	3,056	06/15/2020	1FE
73358W-PK-4	PORT AUTH OF NEW Rev Bond Non Call 5.000% 12/01/17		01/26/2016	Barclays Group Inc.		1,074,110	1,000,000	1,151,340	1,073,112	.0	(2,895)	.0	(2,895)	.0	1,070,217	.0	3,893	3,893	8,056	12/01/2017	1FE
73358W-PQ-1	PORT AUTH OF NEW Rev Bond Non Call 5.000% 12/01/22		01/26/2016	William Blair and Co.		1,199,650	1,000,000	1,184,260	1,180,802	.0	(1,861)	.0	(1,861)	.0	1,178,941	.0	20,709	20,709	8,056	12/01/2022	1FE
736742-VD-6	PORTLAND OR SWIR Rev Bond Non Call 5.000% 10/01/24		01/26/2016	National Financial Services Co		632,505	500,000	617,800	603,351	.0	(814)	.0	(814)	.0	602,537	.0	29,968	29,968	8,194	10/01/2024	1FE
75913T-HC-1	REGL TRANSPRTN D Rev Bond Non Call 5.000% 06/01/19		01/26/2016	National Financial Services Co		844,643	750,000	867,203	823,655	.0	(1,600)	.0	(1,600)	.0	822,055	.0	22,587	22,587	6,042	06/01/2019	1FE
812728-TM-5	SEATTLE WA WTR S Rev Bond Non Call 5.000% 05/01/23		01/26/2016	Pershing		308,600	250,000	301,023	297,895	.0	(465)	.0	(465)	.0	297,430	.0	11,170	11,170	3,056	05/01/2023	1FE
837152-TH-0	SOUTH CAROLINA S Rev Bond Non Call 5.000% 10/01/23		01/26/2016	Bank of New York		615,395	500,000	605,040	602,385	.0	(929)	.0	(929)	.0	601,456	.0	13,939	13,939	8,194	10/01/2023	1FE
851018-KL-4	SPRINGFIELD MO P Rev Bond Non Call 5.000% 08/01/23		01/26/2016	Barclays Group Inc.		617,785	500,000	596,590	590,759	.0	(828)	.0	(828)	.0	589,931	.0	27,854	27,854	12,361	08/01/2023	1FE
882135-GE-1	TEXAS ST A & M U Rev Bond Non Call 5.000% 05/15/17		01/26/2016	Wachovia Bank		528,450	500,000	572,785	526,873	.0	(1,499)	.0	(1,499)	.0	525,374	.0	3,076	3,076	5,139	05/15/2017	1FE
914692-U7-1	UNIV OF NEW MEXI Rev Bond Non Call 5.000% 06/01/23		01/26/2016	Barclays Group Inc.		1,232,960	1,000,000	1,224,200	1,198,164	.0	(1,897)	.0	(1,897)	.0	1,196,268	.0	36,692	36,692	8,056	06/01/2023	1FE
977228-AD-7	WISE CNTY VA IND Rev Bond Non Call 1.875% 11/01/40		01/26/2016	Merrill Lynch		1,012,750	1,000,000	1,000,000	1,000,000	.0	.0	.0	.0	.0	1,000,000	.0	12,750	12,750	4,531	11/01/2040	1FE
3199999	Subtotal - Bonds - U.S. Special Revenues					30,322,448	27,081,999	30,620,836	27,982,875	0	(51,917)	0	(51,917)	0	29,596,252	0	726,195	726,195	315,814	XXX	XXX
035242-AL-0	ANHEUSER-BUSCH Corp Note Call MW 3.300% 02/01/23		03/17/2016	Morgan Stanley		309,576	300,000	298,863	.0	.0	.22	.0	.22	.0	298,885	.0	10,691	10,691	1,568	02/01/2023	1FE
05950E-AE-8	Bank of America BACM 2006-2 A4 CMBS 5.933% 05/10/45		03/01/2016	Paydown		210,762	210,762	202,615	210,484	.0	.278	.0	.278	.0	210,762	.0	.0	.0	2,740	05/10/2045	1FIM
06051G-FT-1	BANK OF AMER CRP Corp Note Non Call 2.625% 10/19/20		01/27/2016	Robert Baird & Co		736,020	750,000	749,753	749,762	.0	.3	.0	.3	.0	749,765	.0	(13,745)	(13,745)	5,414	10/19/2020	2FE
12591V-AE-1	COMM MORTGAGE TR COMM 2014-CR16 A4 CMBS 4.051% 04/10/47		01/27/2016	Deutsche Bank		531,172	500,000	531,836	530,266	.0	(247)	.0	(247)	.0	530,019	.0	1,153	1,153	3,207	04/10/2047	1FIM
12592X-AZ-9	COMM MORTGAGE TR 2015-CR22 A2 CMBS 2.856% 03/10/48		01/27/2016	UBS Financial Services		615,141	600,000	617,991	615,139	.0	(282)	.0	(282)	.0	614,858	.0	.283	.283	2,713	03/10/2048	1FIM
12631D-BB-8	COMM MORTGAGE TR COMM 2014-CR17 A5 CMBS 3.977% 05/10/47		01/27/2016	Deutsche Bank		422,859	400,000	422,953	421,839	.0	(175)	.0	(175)	.0	421,664	.0	1,196	1,196	2,519	05/10/2047	1FIM

## E05.2

## E05.2

## E05.2

## E05.2

SCHEDULE D - PART 4

Show All Long-Term Bonds and Stock Sold, Redeemed or Otherwise Disposed of During the Current Quarter

1	2	3	4	5	6	7	8	9	10	Change In Book/Adjusted Carrying Value					16	17	18	19	20	21	22
										11	12	13	14	15							
CUSIP Ident- ification	Description	For- eign	Disposal Date	Name of Purchaser	Number of Shares of Stock	Consid- eration	Par Value	Actual Cost	Prior Year Book/ Adjusted Carrying Value	Unrealized Valuation Increase/ (Decrease)	Current Year's (Amor- tization)/ Accretion	Current Year's Other Than Temporary Impairment Recog- nized	Total Change in Book/ Adjusted Carrying Value (11 + 12 - 13)	Total Foreign Exchange Change in Book /Adjusted Carrying Value	Book/ Adjusted Carrying Value at Disposal Date	Foreign Exchange Gain (Loss) on Disposal	Realized Gain (Loss) on Disposal	Total Gain (Loss) on Disposal	Bond Interest/ Stock Dividends Received DuringYear	Stated Con- tractual Maturity Date	NAIC Desig- nation or Market In- dicator (a)
9799997. Total - Common Stocks - Part 4						0	XXX	0	0	0	0	0	0	0	0	0	0	0	0	XXX	XXX
9799998. Total - Common Stocks - Part 5						XXX	XXX	XXX	XXX	XXX	XXX	XXX	XXX	XXX	XXX	XXX	XXX	XXX	XXX	XXX	XXX
9799999. Total - Common Stocks						0	XXX	0	0	0	0	0	0	0	0	0	0	0	0	XXX	XXX
9899999. Total - Preferred and Common Stocks						0	XXX	0	0	0	0	0	0	0	0	0	0	0	0	XXX	XXX
9999999 - Totals						61,151,165	XXX	61,480,479	58,331,028	0	(67,913)	0	(67,913)	0	60,227,269	0	923,896	923,896	674,268	XXX	XXX

(a) For all common stock bearing the NAIC market indicator "U" provide: the number of such issues.....0

Schedule DB - Part A - Section 1 - Options, Caps, Floors, Collars, Swaps and Forwards Open  
**N O N E**

Schedule DB - Part B - Section 1 - Futures Contracts Open  
**N O N E**

Schedule DB - Part B - Section 1B - Brokers with whom cash deposits have been made  
**N O N E**

Schedule DB - Part D - Section 1 - Counterparty Exposure for Derivative Instruments Open  
**N O N E**

Schedule DB - Part D-Section 2 - Collateral for Derivative Instruments Open - Pledged By  
**N O N E**

Schedule DB - Part D-Section 2 - Collateral for Derivative Instruments Open - Pledged To  
**N O N E**

Schedule DL - Part 1 - Reinvested Collateral Assets Owned  
**N O N E**

Schedule DL - Part 2 - Reinvested Collateral Assets Owned  
**N O N E**

## SCHEDULE E - PART 1 - CASH

[illegible]

## SCHEDULE E - PART 2 - CASH EQUIVALENTS

Show Investments Owned End of Current Quarter

[illegible]