* 4 2 2 8 5 2 0 1 6 2 0 1 0 0 1 0 1 *

QUARTERLY STATEMENT

As of March 31, 2016

of the Condition and Affairs of the

VETERINARY PET INSURANCE COMPANY

NAIC Group Code.....0140 0140 (Current Period) (Prior Period) NAIC Company Code..... 42285 Employer's ID Number..... 95-3750113

Organized under the Laws of OHIO State of Domicile or Port of Entry OHIO Country of Domicile US

Incorporated/Organized..... September 18, 1981 Commenced Business..... April 7, 1982

Statutory Home Office ONE WEST NATIONWIDE BLVD., 1-04-701….. COLUMBUS ..... OH ..... US 43215-2220
(Street and Number) (City or Town, State, Country and Zip Code)

Main Administrative Office 1800 E. IMPERIAL HIGHWAY, SUITE 145….. BREA ..... CA ..... US 92821 714-989-0555
(Street and Number) (City or Town, State, Country and Zip Code) (Area Code) (Telephone Number)

Mail Address ONE WEST NATIONWIDE BLVD., 1-04-701….. COLUMBUS ..... OH ..... US 43215-2220
(Street and Number or P. O. Box) (City or Town, State, Country and Zip Code)

Primary Location of Books and Records ONE WEST NATIONWIDE BLVD., 1-04-701….. COLUMBUS ..... OH ..... US 43215-2220 614-249-1545
(Street and Number) (City or Town, State, Country and Zip Code) (Area Code) (Telephone Number)

Internet Web Site Address WWW.PETINSURANCE.COM

Statutory Statement Contact CHERYL M. DENNIS 614-249-1545
(Name) (Area Code) (Telephone Number) (Extension)
FINRPT@NATIONWIDE.COM 866-315-1430
(E-Mail Address) (Fax Number)

OFFICERS

Name	Title	Name	Title
1. SCOTT DAY LILES	PRES & CHIEF PET INS OFF	2. ROBERT WILLIAM HORNER III	VP & SECRETARY
3. KEITH EDWARD GRAHAM	CFO & TREASURER		

OTHER

PAMELA ANN BIESECKER	SR VP-HEAD OF TAXATION	MICHAEL ALOYSIUS BOYD	SR VP-ENTERPRISE BRAND MRKT
MARTHA LOVETTE FRYE	SR REG VP-SOUTHEASTERN EXCL DIST	HARRY HANSEN HALLOWELL	SVP-CIO
ORYSIA KSENIA MEYERS	SR REG VP-CENTRL ATLTC EXCL DIST		

DIRECTORS OR TRUSTEES

DAVID ALAN BANO	TERRI LYNN HILL	MICHAEL PATRICK LEACH	SCOTT DAY LILES
JENNIFER LYNN MARSHALEK			

State of..... OHIO
County of..... FRANKLIN

The officers of this reporting entity being duly sworn, each depose and say that they are the described officers of said reporting entity, and that on the reporting period stated above, all of the herein described assets were the absolute property of the said reporting entity, free and clear from any liens or claims thereon, except as herein stated, and that this statement, together with related exhibits, schedules and explanations therein contained, annexed or referred to, is a full and true statement of all the assets and liabilities and of the condition and affairs of the said reporting entity as of the reporting period stated above, and of its income and deductions therefrom for the period ended, and have been completed in accordance with the NAIC *Annual Statement Instructions* and *Accounting Practices and Procedures* manual except to the extent that: (1) state law may differ; or, (2) that state rules or regulations require differences in reporting not related to accounting practices and procedures, according to the best of their information, knowledge and belief, respectively. Furthermore, the scope of this attestation by the described officers also includes the related corresponding electronic filing with the NAIC, when required, that is an exact copy (except for formatting differences due to electronic filing) of the enclosed statement. The electronic filing may be requested by various regulators in lieu of or in addition to the enclosed statement.

(Signature)	(Signature)	(Signature)
SCOTT DAY LILES	ROBERT WILLIAM HORNER III	KEITH EDWARD GRAHAM
1. (Printed Name)	2. (Printed Name)	3. (Printed Name)
PRES & CHIEF PET INS OFF	VP & SECRETARY	CFO & TREASURER
(Title)	(Title)	(Title)

Subscribed and sworn to before me
This _____ day of _____ 2016

a. Is this an original filing? Yes [X] No [ ]
b. If no: 1. State the amendment number
2. Date filed
3. Number of pages attached

ASSETS

	Current Statement Date 1 Assets	2 Nonadmitted Assets	3 Net Admitted Assets (Cols. 1 - 2)	4 December 31 Prior Year Net Admitted Assets
1. Bonds	89,383,303		89,383,303	163,311,214
2. Stocks:				
2.1 Preferred stocks			0	
2.2 Common stocks	(890,048)	938,297	(1,828,345)	(1,828,344)
3. Mortgage loans on real estate:				
3.1 First liens			0	
3.2 Other than first liens			0	
4. Real estate:				
4.1 Properties occupied by the company (less $.....0 encumbrances)			0	
4.2 Properties held for the production of income (less $.....0 encumbrances)			0	
4.3 Properties held for sale (less $.....0 encumbrances)			0	
5. Cash ($.....(8,810,380)), cash equivalents ($.....0) and short-term investments ($.....3,056,990)	(5,753,390)		(5,753,390)	5,398,707
6. Contract loans (including $.....0 premium notes)			0	
7. Derivatives			0	
8. Other invested assets			0	
9. Receivables for securities			0	
10. Securities lending reinvested collateral assets			0	
11. Aggregate write-ins for invested assets	0	0	0	0
12. Subtotals, cash and invested assets (Lines 1 to 11)	82,739,865	938,297	81,801,568	166,881,577
13. Title plants less $.....0 charged off (for Title insurers only)			0	
14. Investment income due and accrued	793,827		793,827	1,482,607
15. Premiums and considerations:				
15.1 Uncollected premiums and agents' balances in the course of collection	1,283,601	280,844	1,002,757	4,588,377
15.2 Deferred premiums, agents' balances and installments booked but deferred and not yet due (including $.....0 earned but unbilled premiums)	20,584,626		20,584,626	100,143,503
15.3 Accrued retrospective premiums ($.....0) and contracts subject to redetermination ($.....0)			0	
16. Reinsurance:				
16.1 Amounts recoverable from reinsurers	3,196,496		3,196,496	
16.2 Funds held by or deposited with reinsured companies			0	
16.3 Other amounts receivable under reinsurance contracts	4,544,701		4,544,701	
17. Amounts receivable relating to uninsured plans			0	
18.1 Current federal and foreign income tax recoverable and interest thereon			0	
18.2 Net deferred tax asset	9,684,088	1,105,490	8,578,598	9,142,589
19. Guaranty funds receivable or on deposit			0	
20. Electronic data processing equipment and software			0	
21. Furniture and equipment, including health care delivery assets ($.....0)			0	
22. Net adjustment in assets and liabilities due to foreign exchange rates			0	
23. Receivables from parent, subsidiaries and affiliates	24,620,099		24,620,099	13,141,018
24. Health care ($.....0) and other amounts receivable			0	
25. Aggregate write-ins for other than invested assets	1,209,285	317,949	891,336	624,354
26. Total assets excluding Separate Accounts, Segregated Accounts and Protected Cell Accounts (Lines 12 through 25)	148,656,587	2,642,580	146,014,007	296,004,025
27. From Separate Accounts, Segregated Accounts and Protected Cell Accounts			0	
28. Total (Lines 26 and 27)	148,656,587	2,642,580	146,014,007	296,004,025

DETAILS OF WRITE-INS

1101.			0	
1102.			0	
1103.			0	
1198. Summary of remaining write-ins for Line 11 from overflow page	0	0	0	0
1199. Totals (Lines 1101 thru 1103 plus 1198) (Line 11 above)	0	0	0	0
2501. Miscellaneous	891,336		891,336	624,354
2502. Deposits and prepaid assets	317,949	317,949	0	
2503.			0	
2598. Summary of remaining write-ins for Line 25 from overflow page	0	0	0	0
2599. Totals (Lines 2501 thru 2503 plus 2598) (Line 25 above)	1,209,285	317,949	891,336	624,354

LIABILITIES, SURPLUS AND OTHER FUNDS

		1 Current Statement Date	2 December 31 Prior Year
1.	Losses (current accident year $.....0)		27,913,977
2.	Reinsurance payable on paid losses and loss adjustment expenses		12,352,806
3.	Loss adjustment expenses		1,538,091
4.	Commissions payable, contingent commissions and other similar charges		1,808,532
5.	Other expenses (excluding taxes, licenses and fees)		676,606
6.	Taxes, licenses and fees (excluding federal and foreign income taxes)		
7.1	Current federal and foreign income taxes (including $.....(147,170) on realized capital gains (losses))	1,070,198	2,761,998
7.2	Net deferred tax liability		
8.	Borrowed money $.....0 and interest thereon $.....0		
9.	Unearned premiums (after deducting unearned premiums for ceded reinsurance of $.....29,227,624 and including warranty reserves of $.....0 and accrued accident and health experience rating refunds including $.....0 for medical loss ratio rebate per the Public Health Service Act)		142,745,904
10.	Advance premium		743,166
11.	Dividends declared and unpaid:		
	11.1 Stockholders		
	11.2 Policyholders		
12.	Ceded reinsurance premiums payable (net of ceding commissions)	24,497,771	
13.	Funds held by company under reinsurance treaties		
14.	Amounts withheld or retained by company for account of others		1,628,981
15.	Remittances and items not allocated	6,200	
16.	Provision for reinsurance (including $.....0 certified)		
17.	Net adjustments in assets and liabilities due to foreign exchange rates		
18.	Drafts outstanding		
19.	Payable to parent, subsidiaries and affiliates	15,043,081	2,713,738
20.	Derivatives		
21.	Payable for securities		
22.	Payable for securities lending		
23.	Liability for amounts held under uninsured plans		
24.	Capital notes $.....0 and interest thereon $.....0		
25.	Aggregate write-ins for liabilities	1,243,655	1,481,253
26.	Total liabilities excluding protected cell liabilities (Lines 1 through 25)	41,860,905	196,365,052
27.	Protected cell liabilities		
28.	Total liabilities (Lines 26 and 27)	41,860,905	196,365,052
29.	Aggregate write-ins for special surplus funds	0	0
30.	Common capital stock	1,240,711	1,240,711
31.	Preferred capital stock		
32.	Aggregate write-ins for other than special surplus funds	0	0
33.	Surplus notes		
34.	Gross paid in and contributed surplus	39,519,563	39,519,563
35.	Unassigned funds (surplus)	63,392,828	58,878,699
36.	Less treasury stock, at cost:		
	36.1 .....0.000 shares common (value included in Line 30 $.....0)		
	36.2 .....0.000 shares preferred (value included in Line 31 $.....0)		
37.	Surplus as regards policyholders (Lines 29 to 35, less 36)	104,153,102	99,638,973
38.	Totals (Page 2, Line 28, Col. 3)	146,014,007	296,004,025

DETAILS OF WRITE-INS

2501.	Escheatment payable	1,243,655	1,063,034
2502.	Miscellaneous liabilities		418,219
2503.			
2598.	Summary of remaining write-ins for Line 25 from overflow page	0	0
2599.	Totals (Lines 2501 thru 2503 plus 2598) (Line 25 above)	1,243,655	1,481,253
2901.			
2902.			
2903.			
2998.	Summary of remaining write-ins for Line 29 from overflow page	0	0
2999.	Totals (Lines 2901 thru 2903 plus 2998) (Line 29 above)	0	0
3201.			
3202.			
3203.			
3298.	Summary of remaining write-ins for Line 32 from overflow page	0	0
3299.	Totals (Lines 3201 thru 3203 plus 3298) (Line 32 above)	0	0

STATEMENT OF INCOME

	1 Current Year to Date	2 Prior Year to Date	3 Prior Year Ended December 31
UNDERWRITING INCOME			
1. Premiums earned:			
1.1 Direct (written $.....15,609,635)	13,253,891	12,145,326	50,472,050
1.2 Assumed (written $.....0)	115,874,024	51,177,270	213,752,774
1.3 Ceded (written $.....158,355,539)	129,127,915		
1.4 Net (written $.....(142,745,904))	0	63,322,596	264,224,824
DEDUCTIONS:			
2. Losses incurred (current accident year $.....0):			
2.1 Direct	12,371,275	9,025,723	33,607,524
2.2 Assumed	(22,566,633)	36,715,410	142,942,707
2.3 Ceded	(10,195,358)		
2.4 Net	0	45,741,133	176,550,231
3. Loss adjustment expenses incurred		2,440,904	9,574,209
4. Other underwriting expenses incurred		21,567,552	88,000,728
5. Aggregate write-ins for underwriting deductions	0	0	0
6. Total underwriting deductions (Lines 2 through 5)	0	69,749,589	274,125,168
7. Net income of protected cells			
8. Net underwriting gain (loss) (Line 1 minus Line 6 + Line 7)	0	(6,426,993)	(9,900,344)
INVESTMENT INCOME			
9. Net investment income earned	703,991	1,426,692	5,605,385
10. Net realized capital gains (losses) less capital gains tax of $.....(147,170)	(818,306)	147,103	(12,609,259)
11. Net investment gain (loss) (Lines 9 + 10)	(114,315)	1,573,795	(7,003,874)
OTHER INCOME			
12. Net gain or (loss) from agents' or premium balances charged off (amount recovered $.....0 amount charged off $.....0)	0	3,267	(4,949)
13. Finance and service charges not included in premiums		2,465,834	9,808,020
14. Aggregate write-ins for miscellaneous income	(835,419)	24,433	237,358
15. Total other income (Lines 12 through 14)	(835,419)	2,493,534	10,040,429
16. Net income before dividends to policyholders, after capital gains tax and before all other federal and foreign income taxes (Lines 8 + 11 + 15)	(949,734)	(2,359,664)	(6,863,789)
17. Dividends to policyholders			
18. Net income, after dividends to policyholders, after capital gains tax and before all other federal and foreign income taxes (Line 16 minus Line 17)	(949,734)	(2,359,664)	(6,863,789)
19. Federal and foreign income taxes incurred	(1,544,630)	(496,813)	2,603,081
20. Net income (Line 18 minus Line 19) (to Line 22)	594,896	(1,862,851)	(9,466,870)
CAPITAL AND SURPLUS ACCOUNT			
21. Surplus as regards policyholders, December 31 prior year	99,638,973	103,948,658	103,948,658
22. Net income (from Line 20)	594,896	(1,862,851)	(9,466,870)
23. Net transfers (to) from Protected Cell accounts			
24. Change in net unrealized capital gains or (losses) less capital gains tax of $.....389,716	745,802	(1,623,392)	6,102,652
25. Change in net unrealized foreign exchange capital gain (loss)			
26. Change in net deferred income tax	(2,551,836)	453,898	2,055,048
27. Change in nonadmitted assets	5,524,030	(1,585,353)	(3,000,515)
28. Change in provision for reinsurance			
29. Change in surplus notes			
30. Surplus (contributed to) withdrawn from protected cells			
31. Cumulative effect of changes in accounting principles			
32. Capital changes:			
32.1 Paid in			
32.2 Transferred from surplus (Stock Dividend)			
32.3 Transferred to surplus			
33. Surplus adjustments:			
33.1 Paid in			
33.2 Transferred to capital (Stock Dividend)			
33.3 Transferred from capital			
34. Net remittances from or (to) Home Office			
35. Dividends to stockholders			
36. Change in treasury stock			
37. Aggregate write-ins for gains and losses in surplus	201,237	0	0
38. Change in surplus as regards policyholders (Lines 22 through 37)	4,514,129	(4,617,698)	(4,309,685)
39. Surplus as regards policyholders, as of statement date (Lines 21 plus 38)	104,153,102	99,330,960	99,638,973

DETAILS OF WRITE-INS

0501.			
0502.			
0503.			
0598. Summary of remaining write-ins for Line 5 from overflow page	0	0	0
0599. Totals (Lines 0501 thru 0503 plus 0598) (Line 5 above)	0	0	0
1401. Miscellaneous	(835,419)	24,433	237,358
1402.			
1403.			
1498. Summary of remaining write-ins for Line 14 from overflow page	0	0	0
1499. Totals (Lines 1401 thru 1403 plus 1498) (Line 14 above)	(835,419)	24,433	237,358
3701. Change in surplus miscellaneous	201,237		
3702.			
3703.			
3798. Summary of remaining write-ins for Line 37 from overflow page	0	0	0
3799. Totals (Lines 3701 thru 3703 plus 3798) (Line 37 above)	201,237	0	0

CASH FLOW

	1 Current Year to Date	2 Prior Year To Date	3 Prior Year Ended December 31
CASH FROM OPERATIONS			
1. Premiums collected net of reinsurance	(32,857,996)	64,639,037	263,802,801
2. Net investment income	1,538,739	1,656,027	6,704,389
3. Miscellaneous income	(5,380,120)	2,493,534	10,040,429
4. Total (Lines 1 through 3)	(36,699,377)	68,788,598	280,547,619
5. Benefit and loss related payments	43,463,279	40,213,266	170,285,305
6. Net transfers to Separate Accounts, Segregated Accounts and Protected Cell Accounts			
7. Commissions, expenses paid and aggregate write-ins for deductions	2,593,223	23,684,795	95,638,668
8. Dividends paid to policyholders			
9. Federal and foreign income taxes paid (recovered) net of $.....0 tax on capital gains (losses)			5,175,099
10. Total (Lines 5 through 9)	46,056,502	63,898,061	271,099,072
11. Net cash from operations (Line 4 minus Line 10)	(82,755,878)	4,890,537	9,448,547
CASH FROM INVESTMENTS			
12. Proceeds from investments sold, matured or repaid:			
12.1 Bonds	2,178,985	8,396,492	20,225,888
12.2 Stocks			
12.3 Mortgage loans			
12.4 Real estate			
12.5 Other invested assets			
12.6 Net gains or (losses) on cash, cash equivalents and short-term investments			
12.7 Miscellaneous proceeds			
12.8 Total investment proceeds (Lines 12.1 to 12.7)	2,178,985	8,396,492	20,225,888
13. Cost of investments acquired (long-term only):			
13.1 Bonds		14,766,384	17,799,727
13.2 Stocks		2,000,000	5,000,000
13.3 Mortgage loans			
13.4 Real estate			
13.5 Other invested assets			
13.6 Miscellaneous applications			
13.7 Total investments acquired (Lines 13.1 to 13.6)	0	16,766,384	22,799,727
14. Net increase or (decrease) in contract loans and premium notes			
15. Net cash from investments (Line 12.8 minus Line 13.7 and Line 14)	2,178,985	(8,369,892)	(2,573,839)
CASH FROM FINANCING AND MISCELLANEOUS SOURCES			
16. Cash provided (applied):			
16.1 Surplus notes, capital notes			
16.2 Capital and paid in surplus, less treasury stock			
16.3 Borrowed funds			
16.4 Net deposits on deposit-type contracts and other insurance liabilities			
16.5 Dividends to stockholders			
16.6 Other cash provided (applied)	69,424,796	(4,343,364)	(2,966,783)
17. Net cash from financing and miscellaneous sources (Lines 16.1 through 16.4 minus Line 16.5 plus Line 16.6)	69,424,796	(4,343,364)	(2,966,783)
RECONCILIATION OF CASH, CASH EQUIVALENTS AND SHORT-TERM INVESTMENTS			
18. Net change in cash, cash equivalents and short-term investments (Line 11 plus Line 15 plus Line 17)	(11,152,097)	(7,822,719)	3,907,925
19. Cash, cash equivalents and short-term investments:			
19.1 Beginning of year	5,398,707	1,490,782	1,490,782
19.2 End of period (Line 18 plus Line 19.1)	(5,753,390)	(6,331,937)	5,398,707

Note: Supplemental disclosures of cash flow information for non-cash transactions:

20.0001	Exchange of Bond Investment to Bond Investment	1,001,363		4,534,802
20.0002	Intercompany Transfer of Securities	71,750,957		

NOTES TO THE FINANCIAL STATEMENTS

Note 1 – Summary of Significant Accounting Policies and Going Concern

A. Accounting Practices

The accompanying statutory financial statements of Veterinary Pet Insurance Company (the Company) have been prepared in conformity with accounting practices prescribed or permitted by the National Association of Insurance Commissioners (NAIC) and the State of Ohio.

The Ohio Department of Insurance (Department) recognizes only statutory accounting practices (SAP) prescribed or permitted by the State of Ohio for determining and reporting the financial condition and results of operations of an insurance company, as well as, determining its solvency under the Ohio Insurance law. The NAIC's *Accounting Practices and Procedures Manual* (NAIC SAP) has been adopted as a component of prescribed or permitted practices by the State of Ohio. The Company has no statutory accounting practices that differ from the NAIC SAP.

A reconciliation of the Company's net income and capital and surplus between NAIC SAP and practices prescribed and permitted by the State of Ohio is shown below:

		State of Domicile	2016	2015
	Net Income			
(1)	Veterinary Pet Insurance Company state basis (Page 4, Line 20, Columns 1&3)	OH	$ 594,896	$ (9,466,870)
(2)	State prescribed practices that increase/(decrease) NAIC SAP	OH	-	-
(3)	State permitted practices that increase/(decrease) NAIC SAP	OH	-	-
(4)	NAIC SAP (1-2-3=4)	OH	$ 594,896	$ (9,466,870)
	Surplus			
(5)	Veterinary Pet Insurance Company state basis (Page 3, Line 37, Columns 1&2)	OH	$ 104,153,102	$ 99,638,973
(6)	State prescribed practices that increase/(decrease) NAIC SAP	OH	-	-
(7)	State permitted practices that increase/(decrease) NAIC SAP	OH	-	-
(8)	NAIC SAP (5-6-7=8)	OH	$ 104,153,102	$ 99,638,973

B. Use of Estimates in the Preparation of the Financial Statements

No significant changes from prior year end.

C. Accounting Policies

No significant changes from prior year end.

D. Going Concern

Not applicable.

Note 2 – Accounting Changes and Corrections of Errors

No significant changes from prior year end.

Note 3 - Business Combinations and Goodwill

Not applicable.

Note 4 – Discontinued Operations

Not applicable.

Note 5 – Investments

A. Mortgage Loans

Not applicable.

B. Troubled Debt Restructuring

Not applicable.

C. Reverse Mortgages

Not applicable.

D. Loan-Backed Securities

1. Prepayment assumptions are generally obtained using a model provided by a third-party vendor.
2. Not applicable.
3. Not applicable.

NOTES TO THE FINANCIAL STATEMENTS

4. All impaired securities (fair value is less than cost or amortized cost) for which an other-than-temporary impairment has not been recognized in earnings as a realized loss (including securities with a recognized other-than-temporary impairment for non-interest related declines when a non-recognized interest related impairment remains):

   a. The aggregate amount of unrealized losses:

1.	Less than 12 Months	$ (92,715)
2.	12 Months or Longer	$ (13,408)

   b. The aggregate related fair value of securities with unrealized losses:

1.	Less than 12 Months	$ 3,945,321
2.	12 Months or Longer	$ 1,505,084

5. The Company reviews all loan-backed and structured securities in which the fair value of the given security is less than the amortized cost to determine if a given security is other-than-temporarily impaired. The Company examines characteristics of the underlying collateral, such as delinquency and default rates, the quality of the underlying borrower, the type of collateral in the pool, the vintage year of the collateral, subordination levels within the structure of the collateral pool, and the quality of any credit guarantors, to determine the cash flows expected to be received for the security.

   If the severity and duration of the security's unrealized loss indicates a risk of an other-than-temporary impairment, then the Company will evaluate if the amortized cost basis of the security will be recovered by comparing the present value of the cash flows expected to be received for the given security with the amortized cost basis of the security. If the present value of cash flows is greater than the amortized cost basis of a security then the security is deemed not to be other-than-temporarily impaired.

E. Repurchase Agreements and Securities Lending Transactions

No significant changes from the prior year end.

F. Real Estate

Not applicable.

G. Low-Income Housing Tax Credits

Not applicable.

H. Restricted Assets

Not applicable.

I. Working Capital Finance Investments

Not applicable.

J. Offsetting and Netting of Assets and Liabilities

No assets or liabilities are offset and reported net in accordance with a valid right to offset per SSAP No 64, Offsetting and Netting of Assets and Liabilities.

K. Structured Notes

Not applicable.

Note 6 - Joint Ventures, Partnerships and Limited Liability Companies

Not applicable.

Note 7 - Investment Income

No significant changes from prior year end.

Note 8 - Derivative Instruments

Not applicable.

Note 9 – Income Taxes

No significant changes from prior year end.

Note 10 – Information concerning parent, subs, and affiliates

A. Nature of Relationships

Effective January 1, 2016, the Company entered into a 100% quota share reinsurance agreement with its parent, Scottsdale Insurance Company.

B. Detail of Transactions Greater than ½ % of Admitted Assets

No significant changes from prior year end.

C-N. No significant changes from prior year end.

Note 11 - Debt

A. All Other Debt

Not applicable.

B. Funding Agreements with Federal Home Loan Bank (FHLB)

Not applicable.

NOTES TO THE FINANCIAL STATEMENTS

Note 12 - Retirement Plans, Deferred Compensation, Postemployment Benefits and Compensated Absences and Other Postretirement Benefit Plans

No significant changes from prior year end.

Note 13 – Capital and Surplus, Dividend Restrictions and Quasi-Reorganizations

No significant changes from prior year end.

Note 14 – Contingencies

No significant changes from prior year end.

Note 15 – Leases

No significant changes from prior year end.

Note 16 - Information About Financial Instruments With Off-Balance Sheet Risk And Financial Instruments With Concentrations of Credit Risk

Not applicable.

Note 17 – Sale, Transfer and Servicing of Financial Assets and Extinguishments of Liabilities

A. Transfers of Receivables Reported as Sales

Not applicable.

B. Transfers and Servicing of Financial Assets

Not applicable.

C. Wash Sales

Not applicable.

Note 18 - Gain or Loss to the Reporting Entity from Uninsured Plans and the Uninsured Portion of Partially Insured Plans

Not applicable.

Note 19 - Direct Premiums Written/Produced by Managing General Agents/Third Party Administrators

Not applicable.

Note 20 – Fair Value Measurements

Fair value is defined as the price that would be received to sell an asset or paid to transfer a liability in an orderly transaction between market participants at the measurement date. Fair value measurements are based upon observable and unobservable inputs. Observable inputs reflect market data obtained from independent sources while unobservable inputs reflect the Company's view of market assumptions in the absence of observable market information. The Company utilizes valuation techniques that maximize the use of observable inputs and minimize the use of unobservable inputs. In determining fair value, the Company uses various methods including market, income and cost approaches.

The Company categorizes its financial assets and liabilities into a three-level hierarchy based on the priority of the inputs to the valuation technique. The fair value hierarchy gives the highest priority to quoted prices in active markets for identical assets or liabilities (Level 1) and the lowest priority to unobservable inputs (Level 3). If the inputs used to measure fair value fall within different levels of the hierarchy, the category level is based on the lowest priority level input that is significant to the fair value measurement of the instrument in its entirety.

The Company categorizes financial assets and liabilities as follows:

Level 1. Unadjusted quoted prices accessible in active markets for identical assets or liabilities at the measurement date and mutual funds where the value per share (unit) is determined and published daily and is the basis for current transactions.

Level 2. Unadjusted quoted prices for similar assets or liabilities in active markets or inputs (other than quoted prices) that are observable or that are derived principally from or corroborated by observable market data through correlation or other means. Primary inputs to this valuation technique may include comparative trades, bid/asks, interest rate movements, U.S. Treasury rates, U.S. LIBOR, prime rates, cash flows, maturity dates, call ability, estimated prepayments and/or underlying collateral values.

Level 3. Prices or valuation techniques that require inputs that are both unobservable and significant to the overall fair value measurement. Inputs reflect management's best estimate about the assumptions market participants would use at the measurement date in pricing the asset or liability. Consideration is given to the risk inherent in both the method of valuation and the valuation inputs. Primary inputs to this valuation technique include broker quotes and comparative trades.

The Company reviews its fair value hierarchy classifications for financial assets and liabilities quarterly. Changes in observability of significant valuation inputs identified during these reviews may trigger reclassifications. Reclassifications are reported as transfers at the beginning of the period in which the change occurs.

To determine the fair value of bonds and stocks for which market quotations are available, independent pricing services are most often utilized. For these bonds and stocks, the Company obtains the pricing services' methodologies, inputs and assumptions and classifies the investments accordingly in the fair value hierarchy.

A corporate pricing matrix is used in valuing certain corporate bonds. The corporate pricing matrix was developed using publicly available spreads for privately placed corporate securities with varying weighted average lives and credit quality ratings. The weighted average life and credit quality rating of a particular bond to be priced using the corporate pricing matrix are important inputs into the model and are used to determine a corresponding spread that is added to the appropriate U.S. Treasury yield to create an estimated market yield for that bond. The estimated market yield and other relevant factors are then used to estimate the fair value of the particular bond.

Non-binding broker quotes are also utilized to determine the fair value of certain bonds when quotes are not available from independent pricing services or a corporate pricing matrix. These bonds are classified accordingly in the fair value hierarchy as only one broker quote is ordinarily obtained, the investment is not traded on an exchange, the pricing is not available to other entities and/or the transaction volume in the same or similar investments has decreased. Inputs used in the development of prices are not provided to the Company by the brokers as the brokers often do not provide the necessary transparency into their quotes and methodologies. Broker quotes are subject to validation of price movements that require approval from the Company's management. Management uses its knowledge of the investment and current market conditions to determine if the price is indicative of the investment's fair value.

NOTES TO THE FINANCIAL STATEMENTS

Fair value of derivative instruments is determined using various valuation techniques relying predominately on observable market inputs. These inputs include interest rate swap curves, credit spreads, interest rates, counterparty credit risk, equity volatility and equity index levels. In cases where observable inputs are not available, the Company will utilize non-binding broker quotes to determine fair value and these instruments are classified accordingly in the fair value hierarchy.

The following table summarizes financial assets and liabilities measured at fair value as of March 31, 2016:

	Level 1	Level 2	Level 3	Total
Assets at Fair Value				
U.S. Government bonds	$ -	$ -	$ -	$ -
States, Territories and Possessions	-	-	-	-
Political subdivisions	-	-	-	-
Special revenues	-	-	-	-
Hybrid Securities	-	-	-	-
Credit tenant loans	-	-	-	-
Industrial & Misc.	-	2,745,876	-	2,745,876
Total Bonds	$ -	$ 2,745,876	$ -	$ 2,745,876
Sec Lending	-	-	-	-
Preferred Stocks	-	-	-	-
Common Stocks	-	-	-	-
Loans held for sale	-	-	-	-
Separate Account Assets	-	-	-	-
Derivative Assets	-	-	-	-
Total Assets at Fair Value	$ -	$ 2,745,876	$ -	$ 2,745,876
Liabilities at Fair Value				
Derivatives Liabilities	$ -	$ -	$ -	$ -
Total Liabilities at Fair Value	$ -	$ -	$ -	$ -

The following table summarizes aggregate carrying value and fair value, by level, for all financial assets and liabilities, excluding assets and liabilities reported at fair value, as of March 31, 2016:

	Aggregate Fair Value	Admitted Assets	Level 1	Level 2	Level 3	Not Practicable (Carrying Value)
Assets						
Bonds	$88,606,660	$86,637,427	$16,336,028	$72,270,632	$-	$-
Stocks	-	-	-	-	-	
Mortgage loans	-	-	-	-	-	
Short-term investments	3,056,990	3,056,990	3,056,990	-	-	
Derivative assets	-	-	-	-	-	
Securities lending collateral assets[1]	-	-	-	-	-	
Total Assets	$91,663,650	$89,694,417	$19,393,018	$72,270,632	$-	$-
Liabilities						
Derivatives Liabilities	$-	$-	$-	$-	$-	
Total Liabilities	$-	$-	$-	$-	$-	$-

1 Includes nonadmitted assets

Note 21 - Other Items

A. Unusual or Infrequent Items

Not applicable.

B. Troubled Debt Restructuring for Debtors

Not applicable.

C. Other Disclosures

The Company re-domesticated from California to Ohio effective January 1, 2016.

D. Business Interruption Insurance Recoveries

Not applicable.

E. State Transferable and Non-Transferable Tax Credits

Not applicable.

F. Subprime Mortgage Related Risk Exposure

No significant changes from prior year end.

G. Insurance-Linked Securities

Not applicable.

NOTES TO THE FINANCIAL STATEMENTS

Note 22 - Events Subsequent

Type I – Recognized Subsequent Events:

Subsequent events have been considered through May 6, 2016 for the statutory statement issued on May 9, 2016.

There were no material Type I events occurring subsequent to the end of the period that merited recognition or disclosure in these statements that have not already been reflected as required.

Type II – Nonrecognized Subsequent Events:

Subsequent events have been considered through May 6, 2016 for the statutory statement issued on May 9, 2016.

There were no material Type II events occurring subsequent to the end of the period that merited disclosure in these statements that have not already been reflected as required.

Note 23 Reinsurance

No significant changes from prior year end.

Note 24 - Retrospectively Rated Contracts and Contracts Subject to Redetermination

Not applicable.

Note 25 - Changes in Incurred Losses and Loss Adjustment Expenses

No significant changes from prior year end.

Note 26 – Intercompany Pooling Arrangements

No significant changes from prior year end.

Note 27 - Structured Settlements

Not applicable.

Note 28 - Health Care Receivables

Not applicable.

Note 29 – Participating Policies

Not applicable.

Note 30 – Premium Deficiency Reserves

No significant changes from prior year end.

Note 31 – High Deductibles

Not applicable.

Note 32 - Discounting of Liabilities for Unpaid Losses or Unpaid Loss Adjustment Expenses

Not applicable.

Note 33 - Asbestos/Environmental Reserves

Not applicable.

Note 34 – Subscriber Savings Accounts

Not applicable.

Note 35 – Multiple Peril Crop Insurance

Not applicable.

Note 36 – Financial Guaranty Insurance

Not applicable.

GENERAL INTERROGATORIES

PART 1 - COMMON INTERROGATORIES

GENERAL

1.1 Did the reporting entity experience any material transactions requiring the filing of Disclosure of Material Transactions with the State of Domicile, as required by the Model Act? Yes [ ] No [X]

1.2 If yes, has the report been filed with the domiciliary state? Yes [ ] No [ ]

2.1 Has any change been made during the year of this statement in the charter, by-laws, articles of incorporation, or deed of settlement of the reporting entity? Yes [X] No [ ]

2.2 If yes, date of change: 01/01/2016

3.1 Is the reporting entity a member of an Insurance Holding Company System consisting of two or more affiliated persons, one or more of which is an insurer? Yes [X] No [ ]
If yes, complete Schedule Y, Parts 1 and 1A.

3.2 Have there been any substantial changes in the organizational chart since the prior quarter end? Yes [ ] No [X]

3.3 If the response to 3.2 is yes, provide a brief description of those changes.

4.1 Has the reporting entity been a party to a merger or consolidation during the period covered by this statement? Yes [ ] No [X]

4.2 If yes, provide name of entity, NAIC Company Code, and state of domicile (use two letter state abbreviation) for any entity that has ceased to exist as a result of the merger or consolidation.

1 Name of Entity	2 NAIC Company Code	3 State of Domicile

5. If the reporting entity is subject to a management agreement, including third-party administrator(s), managing general agent(s), attorney-in-fact, or similar agreement, have there been any significant changes regarding the terms of the agreement or principals involved?
If yes, attach an explanation. Yes [ ] No [X] N/A [ ]

6.1 State as of what date the latest financial examination of the reporting entity was made or is being made. 12/31/2011

6.2 State the as of date that the latest financial examination report became available from either the state of domicile or the reporting entity. This date should be the date of the examined balance sheet and not the date the report was completed or released. 12/31/2011

6.3 State as of what date the latest financial examination report became available to other states or the public from either the state of domicile or the reporting entity. This is the release date or completion date of the examination report and not the date of the examination (balance sheet date). 09/26/2012

6.4 By what department or departments?
CA

6.5 Have all financial statement adjustments within the latest financial examination report been accounted for in a subsequent financial statement filed with Departments? Yes [ ] No [ ] N/A [X]

6.6 Have all of the recommendations within the latest financial examination report been complied with? Yes [ ] No [ ] N/A [X]

7.1 Has this reporting entity had any Certificates of Authority, licenses or registrations (including corporate registration, if applicable) suspended or revoked by any governmental entity during the reporting period? Yes [ ] No [X]

7.2 If yes, give full information:

8.1 Is the company a subsidiary of a bank holding company regulated with the Federal Reserve Board? Yes [ ] No [X]

8.2 If response to 8.1 is yes, please identify the name of the bank holding company.

8.3 Is the company affiliated with one or more banks, thrifts or securities firms? Yes [X] No [ ]

8.4 If the response to 8.3 is yes, please provide below the names and location (city and state of the main office) of any affiliates regulated by a federal regulatory services agency [i.e. the Federal Reserve Board (FRB), the Office of the Comptroller of the Currency (OCC), the Federal Deposit Insurance Corporation (FDIC) and the Securities Exchange Commission (SEC)] and identify the affiliate's primary federal regulator].

1 Affiliate Name	2 Location (City, State)	3 FRB	4 OCC	5 FDIC	6 SEC
Nationwide Bank	Columbus, OH	NO	YES	NO	NO
Nationwide Mutual Insurance Company	Columbus, OH	YES	NO	NO	NO
Nationwide Mutual Fire Insurance Company	Columbus, OH	YES	NO	NO	NO
Nationwide Corporation	Columbus, OH	YES	NO	NO	NO
Nationwide Financial Services, Inc.	Columbus, OH	YES	NO	NO	NO
Nationwide Investment Services Corp	Columbus, OH	NO	NO	NO	YES
Nationwide Investment Advisors, LLC	Columbus, OH	NO	NO	NO	YES
Nationwide Securities, LLC	Dublin, OH	NO	NO	NO	YES
Nationwide Fund Advisors	King of Prussia, PA	NO	NO	NO	YES
Nationwide Fund Distributors, LLC	King of Prussia, PA	NO	NO	NO	YES
Nationwide Asset Management, LLC	Columbus, OH	NO	NO	NO	YES

9.1 Are the senior officers (principal executive officer, principal financial officer, principal accounting officer or controller, or persons performing similar functions) of the reporting entity subject to a code of ethics, which includes the following standards? Yes [X] No [ ]

(a) Honest and ethical conduct, including the ethical handling of actual or apparent conflicts of interest between personal and professional relationships;

(b) Full, fair, accurate, timely and understandable disclosure in the periodic reports required to be filed by the reporting entity;

(c) Compliance with applicable governmental laws, rules and regulations;

(d) The prompt internal reporting of violations to an appropriate person or persons identified in the code; and

(e) Accountability for adherence to the code.

GENERAL INTERROGATORIES

PART 1 - COMMON INTERROGATORIES

9.11 If the response to 9.1 is No, please explain:

9.2 Has the code of ethics for senior managers been amended? Yes [X] No [ ]

9.21 If the response to 9.2 is Yes, provide information related to amendment(s).
The No-Retaliation Policy has been updated in regards to reporting possible violations of state and federal law or regulation to any governmental agency or entity or making disclosures protected under state or federal whistleblower laws or regulation.

9.3 Have any provisions of the code of ethics been waived for any of the specified officers? Yes [ ] No [X]

9.31 If the response to 9.3 is Yes, provide the nature of any waiver(s).

FINANCIAL

10.1 Does the reporting entity report any amounts due from parent, subsidiaries or affiliates on Page 2 of this statement? Yes [X] No [ ]

10.2 If yes, indicate any amounts receivable from parent included in the Page 2 amount: $ 0

INVESTMENT

11.1 Were any of the stocks, bonds, or other assets of the reporting entity loaned, placed under option agreement, or otherwise made available for use by another person? (Exclude securities under securities lending agreements.) Yes [ ] No [X]

11.2 If yes, give full and complete information relating thereto:

12. Amount of real estate and mortgages held in other invested assets in Schedule BA: $ 0

13. Amount of real estate and mortgages held in short-term investments: $ 0

14.1 Does the reporting entity have any investments in parent, subsidiaries and affiliates? Yes [X] No [ ]

14.2 If yes, please complete the following:

		1 Prior Year-End Book/Adjusted Carrying Value	2 Current Quarter Book/Adjusted Carrying Value
14.21	Bonds	$ 0	$ 0
14.22	Preferred Stock	0	0
14.23	Common Stock	(912,092)	(1,828,345)
14.24	Short-Term Investments	0	0
14.25	Mortgage Loans on Real Estate	0	0
14.26	All Other	0	0
14.27	Total Investment in Parent, Subsidiaries and Affiliates (Subtotal Lines 14.21 to 14.26)	$ (912,092)	$ (1,828,345)
14.28	Total Investment in Parent included in Lines 14.21 to 14.26 above	$ 0	$ 0

15.1 Has the reporting entity entered into any hedging transactions reported on Schedule DB? Yes [ ] No [X]

15.2 If yes, has a comprehensive description of the hedging program been made available to the domiciliary state? Yes [ ] No [ ]

If no, attach a description with this statement.

16. For the reporting entity's security lending program, state the amount of the following as of current statement date:

16.1 Total fair value of reinvested collateral assets reported on Schedule DL, Parts 1 and 2: $ 0

16.2 Total book adjusted/carrying value of reinvested collateral assets reported on Schedule DL, Parts 1 and 2: $ 0

16.3 Total payable for securities lending reported on the liability page: $ 0

17. Excluding items in Schedule E-Part 3-Special Deposits, real estate, mortgage loans and investments held physically in the reporting entity's offices, vaults or safety deposit boxes, were all stocks, bonds and other securities, owned throughout the current year held pursuant to a custodial agreement with a qualified bank or trust company in accordance with Section 1, III - General Examination Considerations, F. Outsourcing of Critical Functions, Custodial or Safekeeping Agreements of the NAIC *Financial Condition Examiners Handbook*?
Yes [X] No [ ]

17.1 For all agreements that comply with the requirements of the NAIC *Financial Condition Examiners Handbook*, complete the following:

1 Name of Custodian(s)	2 Custodian Address
The Bank of New York Mellon	1 Wall Street, New York, NY 10286

17.2 For all agreements that do not comply with the requirements of the NAIC *Financial Condition Examiners Handbook*, provide the name, location and a complete explanation:

1 Name(s)	2 Location(s)	3 Complete Explanation(s)

17.3 Have there been any changes, including name changes, in the custodian(s) identified in 17.1 during the current quarter? Yes [ ] No [X]

17.4 If yes, give full and complete information relating thereto:

1 Old Custodian	2 New Custodian	3 Date of Change	4 Reason

17.5 Identify all investment advisors, broker/dealers or individuals acting on behalf of broker/dealers that have access to the investment accounts, handle securities and have authority to make investments on behalf of the reporting entity:

1 Central Registration Depository	2 Name(s)	3 Address
N/A	Members of the investment staff designated by the Chief Investment Officer as detailed in the Corporate Resolution	One Nationwide Plaza, Columbus, Ohio 43215

GENERAL INTERROGATORIES

PART 1 - COMMON INTERROGATORIES

18.1 Have all the filing requirements of the *Purposes and Procedures Manual of the NAIC Investment Analysis Office* been followed? Yes [X] No [ ]

18.2 If no, list exceptions:

GENERAL INTERROGATORIES (continued)

PART 2 – PROPERTY & CASUALTY INTERROGATORIES

1. If the reporting entity is a member of a pooling arrangement, did the agreement or the reporting entity's participation change? Yes [ ] No [ ] N/A [X]

   If yes, attach an explanation.

2. Has the reporting entity reinsured any risk with any other reporting entity and agreed to release such entity from liability, in whole or in part, from any loss that may occur on the risk, or portion thereof, reinsured? Yes [ ] No [X]

   If yes, attach an explanation.

3.1 Have any of the reporting entity's primary reinsurance contracts been canceled? Yes [ ] No [X]

3.2 If yes, give full and complete information thereto:

4.1 Are any of the liabilities for unpaid losses and loss adjustment expenses other than certain workers' compensation tabular reserves (see *Annual Statement Instructions* pertaining to disclosure of discounting for definition of "tabular reserves,") discounted at a rate of interest greater than zero? Yes [ ] No [X]

4.2 If yes, complete the following schedule:

1	2	3	Total Discount				Discount Taken During Period			
			4	5	6	7	8	9	10	11
Line of Business	Maximum Interest	Disc. Rate	Unpaid Losses	Unpaid LAE	IBNR	Total	Unpaid Losses	Unpaid LAE	IBNR	Total
	0.000	0.000	0	0	0	0	0	0	0	0
Total	XXX	XXX	0	0	0	0	0	0	0	0

5.1 Operating Percentages:

5.1	A&H loss percent	0.000%
5.2	A&H cost containment percent	0.000%
5.3	A&H expense percent excluding cost containment expenses	0.000%

6.1 Do you act as a custodian for health savings accounts? Yes [ ] No [X]

6.2 If yes, please provide the amount of custodial funds held as of the reporting date. $ 0

6.3 Do you act as an administrator for health savings accounts? Yes [ ] No [X]

6.4 If yes, please provide the amount of funds administered as of the reporting date. $ 0

SCHEDULE F - CEDED REINSURANCE

Showing All New Reinsurers - Current Year to Date

1 NAIC Company Code	2 ID Number	3 Name of Reinsurer	4 Domiciliary Jurisdiction	5 Type of Reinsurer	6 Certified Reinsurer Rating (1 through 6)	7 Effective Date of Certified Reinsurer Rating
Affiliates						
41297	31-1024978	Scottsdale Insurance Company	OH	Authorized		

SCHEDULE T - EXHIBIT OF PREMIUMS WRITTEN

Current Year to Date - Allocated by States and Territories

	1	Direct Premiums Written		Direct Losses Paid (Deducting Salvage)		Direct Losses Unpaid	
		2	3	4	5	6	7
States, Etc.	Active Status	Current Year to Date	Prior Year to Date	Current Year to Date	Prior Year to Date	Current Year to Date	Prior Year to Date
1. Alabama AL	N						
2. Alaska AK	N						
3. Arizona AZ	N						
4. Arkansas AR	N						
5. California CA	L	15,609,635	13,368,688	8,628,670	8,258,696	9,089,977	5,177,518
6. Colorado CO	N						
7. Connecticut CT	N						
8. Delaware DE	N						
9. District of Columbia DC	N						
10. Florida FL	N						
11. Georgia GA	N						
12. Hawaii HI	N						
13. Idaho ID	N						
14. Illinois IL	N						
15. Indiana IN	N						
16. Iowa IA	N						
17. Kansas KS	N						
18. Kentucky KY	N						
19. Louisiana LA	N						
20. Maine ME	N						
21. Maryland MD	N						
22. Massachusetts MA	N						
23. Michigan MI	N						
24. Minnesota MN	N						
25. Mississippi MS	N						
26. Missouri MO	N						
27. Montana MT	N						
28. Nebraska NE	N						
29. Nevada NV	N						
30. New Hampshire NH	N						
31. New Jersey NJ	N						
32. New Mexico NM	N						
33. New York NY	N						
34. North Carolina NC	N						
35. North Dakota ND	N						
36. Ohio OH	L						
37. Oklahoma OK	N						
38. Oregon OR	N						
39. Pennsylvania PA	N						
40. Rhode Island RI	N						
41. South Carolina SC	N						
42. South Dakota SD	N						
43. Tennessee TN	N						
44. Texas TX	N						
45. Utah UT	N						
46. Vermont VT	N						
47. Virginia VA	N						
48. Washington WA	N						
49. West Virginia WV	N						
50. Wisconsin WI	N						
51. Wyoming WY	N						
52. American Samoa AS	N						
53. Guam GU	N						
54. Puerto Rico PR	N						
55. US Virgin Islands VI	N						
56. Northern Mariana Islands MP	N						
57. Canada CAN	N						
58. Aggregate Other Alien OT	XXX	0	0	0	0	0	0
59. Totals	(a) 2	15,609,635	13,368,688	8,628,670	8,258,696	9,089,977	5,177,518

DETAILS OF WRITE-INS

58001.	XXX						
58002.	XXX						
58003.	XXX						
58998. Summary of remaining write-ins for Line 58 from overflow page	XXX	0	0	0	0	0	0
58999. Totals (Lines 58001 thru 58003+ Line 58998) (Line 58 above)	XXX	0	0	0	0	0	0

(L) - Licensed or Chartered - Licensed Insurance Carrier or Domiciled RRG; (R) - Registered - Non-domiciled RRGs; (Q) - Qualified - Qualified or Accredited Reinsurer;
(E) - Eligible - Reporting Entities eligible or approved to write Surplus Lines in the state; (N) - None of the above - Not allowed to write business in the state.

(a) Insert the number of L responses except for Canada and Other Alien.

NATIONWIDE®

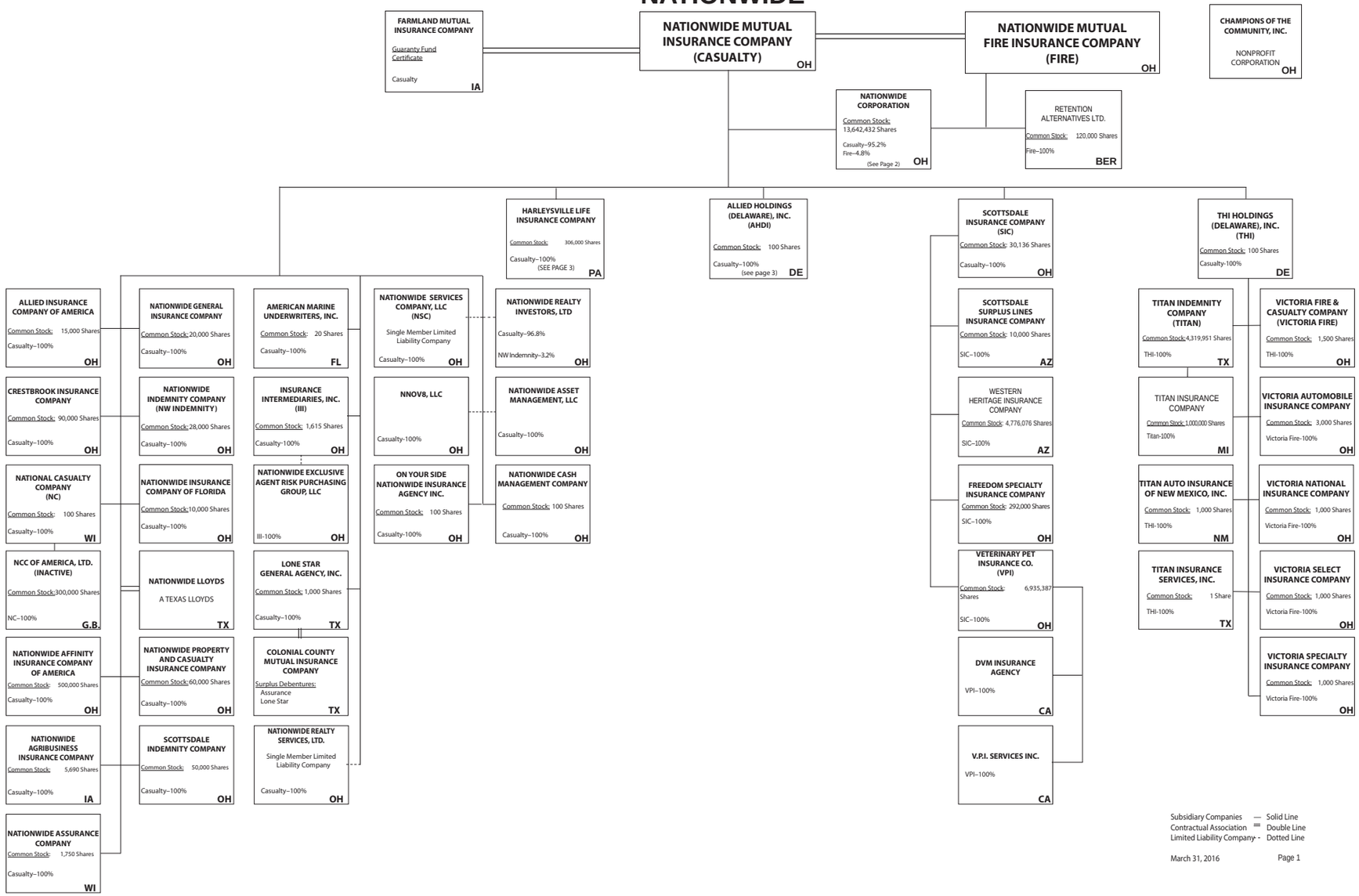

(Casualty/Fire subsidiaries)

NATIONWIDE®

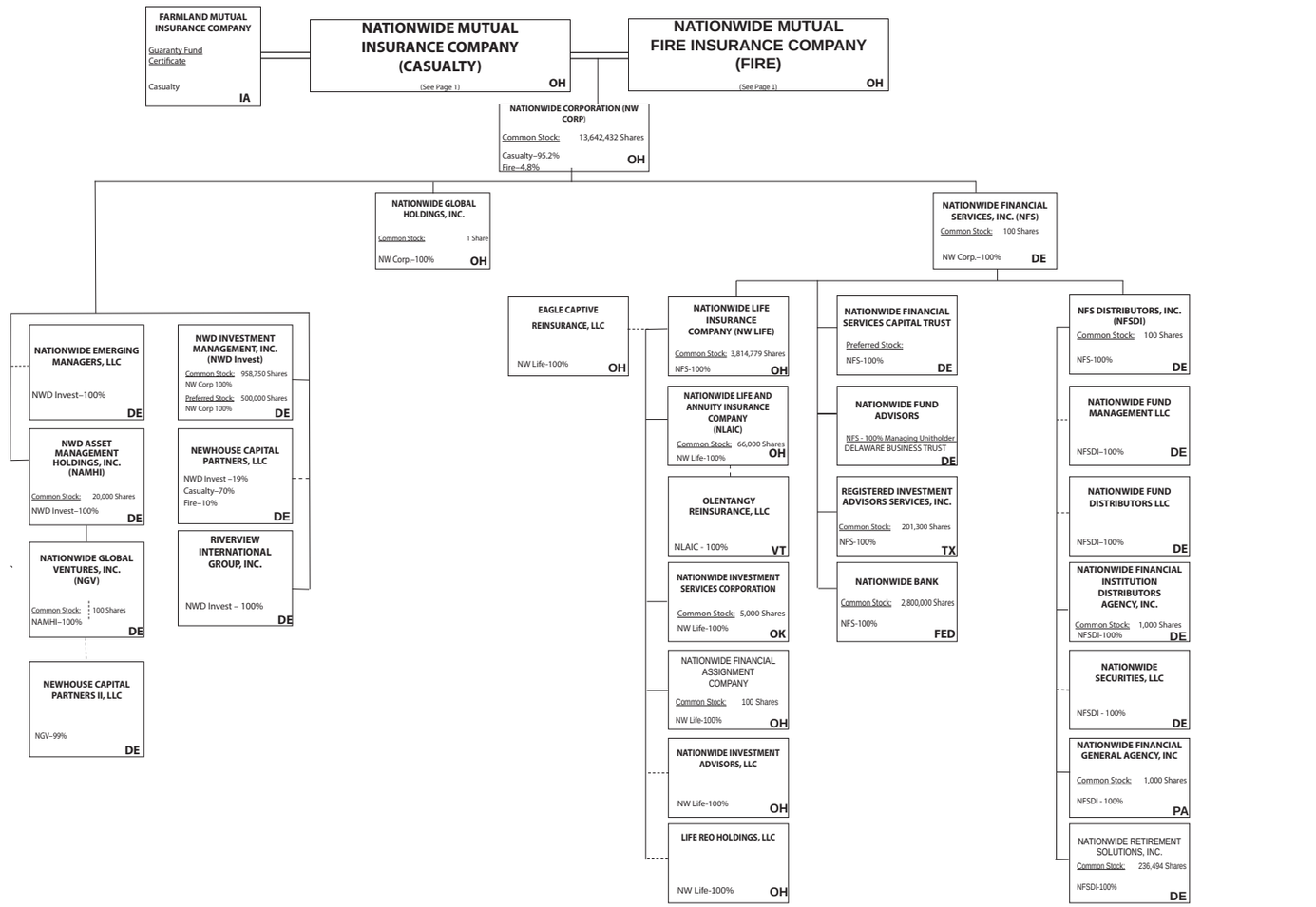

Subsidiary Companies — Solid Line
Contractual Association ═ Double Line
Limited Liability Company - - Dotted Line

March 31, 2016

Page 2

(Nationwide Corp. subsidiaries)

NATIONWIDE®

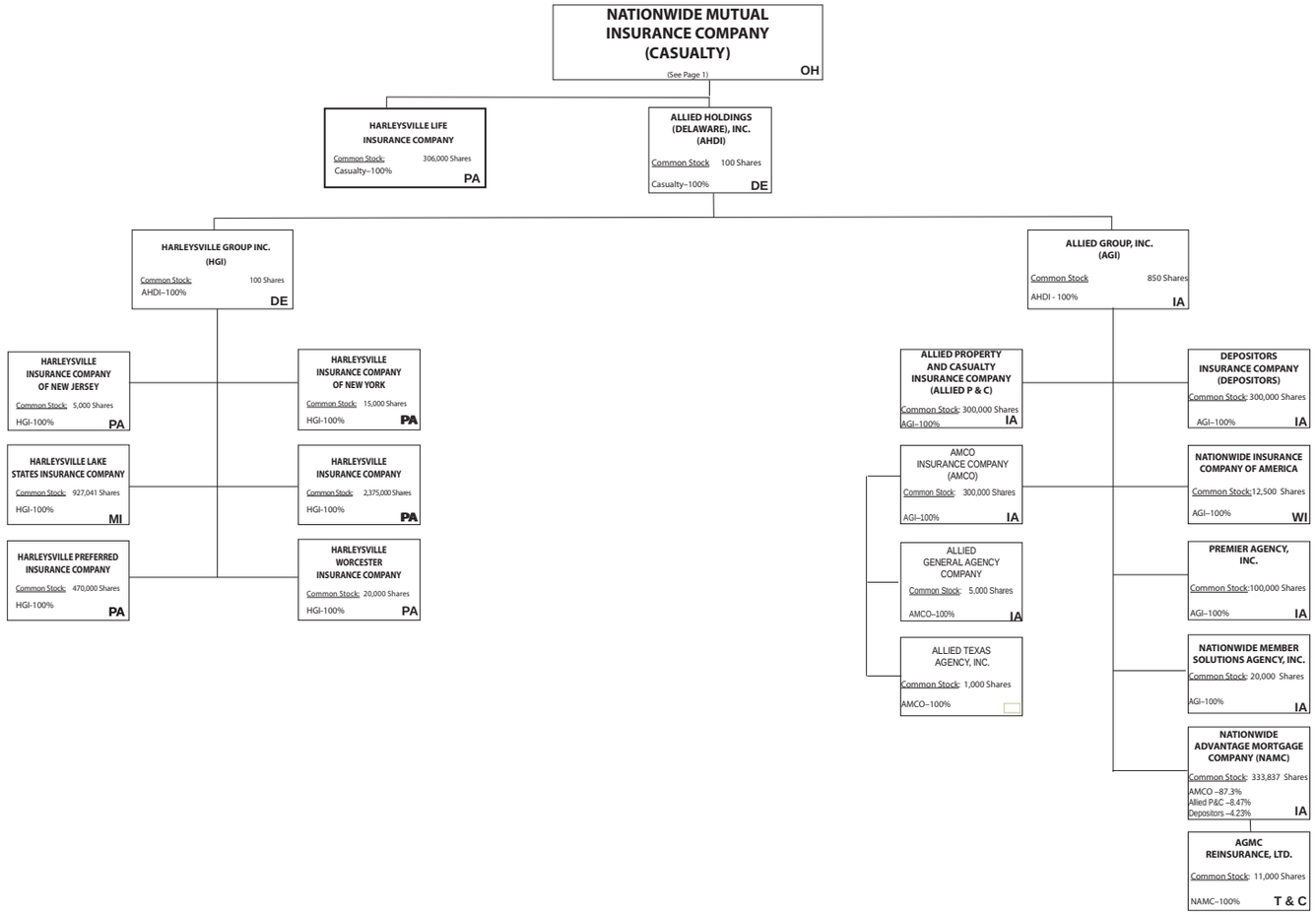

Subsidiary Companies — Solid Line
Contractual Association ═ Double Line
Limited Liability Company - - Dotted Line

March 31, 2016

(ALLIED/Harleysville subsidiaries)

NATIONWIDE INSURANCE COMPANIES

NAIC Group Code	Group Name	NAIC Company Code	State of Domicile	Federal ID Number	Name of Company
0140	Nationwide	10127	OH	27-0114983	Allied Insurance Company of America
0140	Nationwide	42579	IA	42-1201931	Allied Property and Casualty Insurance Company
0140	Nationwide	19100	IA	42-6054959	AMCO Insurance Company
0140	Nationwide	29262	TX	74-1061659	Colonial County Mutual Insurance Company
0140	Nationwide	18961	OH	68-0066866	Crestbrook Insurance Company
0140	Nationwide	42587	IA	42-1207150	Depositors Insurance Company
0140	Nationwide	15821	OH	42-4523959	Eagle Captive Reinsurance, LLC
0140	Nationwide	13838	IA	42-0618271	Farmland Mutual Insurance Company
0140	Nationwide	22209	OH	75-6013587	Freedom Specialty Insurance Company
0140	Nationwide	23582	PA	41-0417250	Harleysville Insurance Company
0140	Nationwide	42900	NJ	23-2253669	Harleysville Insurance Company of New Jersey
0140	Nationwide	10674	PA	23-2864924	Harleysville Insurance Company of New York
0140	Nationwide	14516	MI	38-3198542	Harleysville Lake States Insurance Company
0140	Nationwide	64327	PA	23-1580983	Harleysville Life Insurance Company
0140	Nationwide	35696	PA	23-2384978	Harleysville Preferred Insurance Company
0140	Nationwide	26182	PA	04-1989660	Harleysville Worcester Insurance Company
0140	Nationwide	11991	WI	38-0865250	National Casualty Company
0140	Nationwide	26093	OH	48-0470690	Nationwide Affinity Insurance Company of America
0140	Nationwide	28223	IA	42-1015537	Nationwide Agribusiness Insurance Company
0140	Nationwide	10723	WI	95-0639970	Nationwide Assurance Company
0140	Nationwide	23760	OH	31-4425763	Nationwide General Insurance Company
0140	Nationwide	10070	OH	31-1399201	Nationwide Indemnity Company
0140	Nationwide	25453	WI	95-2130882	Nationwide Insurance Company of America
0140	Nationwide	10948	OH	31-1613686	Nationwide Insurance Company of Florida
0140	Nationwide	92657	OH	31-1000740	Nationwide Life and Annuity Insurance Company
0140	Nationwide	66869	OH	31-4156830	Nationwide Life Insurance Company
0140	Nationwide	42110	TX	75-1780981	Nationwide Lloyds
0140	Nationwide	23779	OH	31-4177110	Nationwide Mutual Fire Insurance Company
0140	Nationwide	23787	OH	31-4177100	Nationwide Mutual Insurance Company
0140	Nationwide	37877	OH	31-0970750	Nationwide Property & Casualty Insurance Company
0140	Nationwide	13999	VT	27-1712056	Olentangy Reinsurance, LLC
0140	Nationwide	15580	OH	31-1117969	Scottsdale Indemnity Company
0140	Nationwide	41297	OH	31-1024978	Scottsdale Insurance Company
0140	Nationwide	10672	AZ	86-0835870	Scottsdale Surplus Lines Insurance Company
0140	Nationwide	13242	TX	74-2286759	Titan Indemnity Company
0140	Nationwide	36269	MI	86-0619597	Titan Insurance Company
0140	Nationwide	42285	OH	95-3750113	Veterinary Pet Insurance Company
0140	Nationwide	10644	OH	34-1785903	Victoria Automobile Insurance Company
0140	Nationwide	42889	OH	34-1394913	Victoria Fire & Casualty Company
0140	Nationwide	10778	OH	34-1842604	Victoria National Insurance Company
0140	Nationwide	10105	OH	34-1777972	Victoria Select Insurance Company
0140	Nationwide	10777	OH	34-1842602	Victoria Specialty Insurance Company
0140	Nationwide	37150	AZ	86-0561941	Western Heritage Insurance Company
4664	PURE	12873	FL	20-8287105	Privilege Underwriters Reciprocal Exchange
4664	PURE	13204	FL	26-3109178	PURE Insurance Company

SCHEDULE Y

PART 1A - DETAIL OF INSURANCE HOLDING COMPANY SYSTEM

1 Group Code	2 Group Name	3 NAIC Company Code	4 ID Number	5 Federal RSSD	6 CIK	7 Name of Securities Exchange if Public Traded (U.S. or International)	8 Name of Parent, Subsidiaries or Affiliates	9 Domi-ciliary Locatio n	10 Relationship to Reporting Entity	11 Directly Controlled by (Name of Entity/Person)	12 Type of Control (Ownership, Board, Management, Attorney-in-Fact, Influence, Other)	13 If Control is Ownership Provide Percentage	14 Ultimate Controlling Entity(ies)/Person(s)	15 *
Members														
0140	Nationwide		31-1486309	4590018		0	10 W. Nationwide, LLC	OH	NIA	Nationwide Realty Investors, Ltd.	ownership	100.000	Nationwide Mutual Insurance Company	
0140	Nationwide		31-1486309	4810074		0	1000 Yard Street, LLC	OH	NIA	Nationwide Realty Investors, Ltd.	ownership	100.000	Nationwide Mutual Insurance Company	
0140	Nationwide		31-1486309	4594954		0	101 N Twentieth St, LLC	OH	NIA	Nationwide Realty Investors, Ltd.	ownership	100.000	Nationwide Mutual Insurance Company	
0140	Nationwide		31-1486309	4869474		0	1015 Long Street, LLC	OH	NIA	Nationwide Realty Investors, Ltd.	ownership	100.000	Nationwide Mutual Insurance Company	
0140	Nationwide		31-1486309	4810047		0	1050 Yard Street, LLC	OH	NIA	Nationwide Realty Investors, Ltd.	ownership	100.000	Nationwide Mutual Insurance Company	
0140	Nationwide		20-4939866	4810038		0	1125 Rail Street, LLC	OH	NIA	NRI Equity Land Investments, LLC	ownership	100.000	Nationwide Mutual Insurance Company	
0140	Nationwide		31-1733036	4594963		0	120 Acre Partners, LLC	DE	NIA	Nationwide Realty Investors, Ltd.	ownership	95.000	Nationwide Mutual Insurance Company	1
0140	Nationwide		26-2451988	4288132		0	1492 Capital, LLC	OH	NIA	Nationwide Mutual Insurance Company	ownership	100.000	Nationwide Mutual Insurance Company	
0140	Nationwide		31-1486309	4810083		0	155 Rivulon Boulevard, LLC	OH	NIA	Nationwide Realty Investors, Ltd.	ownership	100.000	Nationwide Mutual Insurance Company	
0140	Nationwide		31-1580283	4960960		0	245 Parks Edge Place, LLC	OH	NIA	NWD Investments, LLC	ownership	100.000	Nationwide Mutual Insurance Company	
0140	Nationwide		31-1486309	4810092		0	275 Rivulon Boulevard, LLC	OH	NIA	Nationwide Realty Investors, Ltd.	ownership	100.000	Nationwide Mutual Insurance Company	
0140	Nationwide		31-1580283	4590835		0	400 West Nationwide Boulevard, LLC	OH	NIA	NWD Investments, LLC	ownership	100.000	Nationwide Mutual Insurance Company	
0140	Nationwide		31-1580283	4591140		0	425 West Nationwide Boulevard, LLC	OH	NIA	NWD Investments, LLC	ownership	100.000	Nationwide Mutual Insurance Company	
0140	Nationwide		31-1486309	4595009		0	44 Chestnut, LLC	OH	NIA	Nationwide Realty Investors, Ltd.	ownership	100.000	Nationwide Mutual Insurance Company	
0140	Nationwide		31-1486309	4890843		0	75 Rivulon Boulevard, LLC	OH	NIA	Nationwide Realty Investors, Ltd.	ownership	100.000	Nationwide Mutual Insurance Company	
0140	Nationwide		20-4939866	4590497		0	775 Yard Street Restaurant, LLC	OH	NIA	NRI Equity Land Investments, LLC	ownership	100.000	Nationwide Mutual Insurance Company	
0140	Nationwide		20-4939866	4590750		0	775 Yard Street, LLC	OH	NIA	NRI Equity Land Investments, LLC	ownership	100.000	Nationwide Mutual Insurance Company	
0140	Nationwide		20-4939866	4810104		0	780 Yard Street, LLC	OH	NIA	NRI Equity Land Investments, LLC	ownership	100.000	Nationwide Mutual Insurance Company	
0140	Nationwide		20-4939866	4671583		0	795 Rail Street, LLC	OH	NIA	NRI Equity Land Investments, LLC	ownership	100.000	Nationwide Mutual Insurance Company	
0140	Nationwide		20-4939866	4590602		0	800 Bobcat Avenue, LLC	OH	NIA	NRI Equity Land Investments, LLC	ownership	100.000	Nationwide Mutual Insurance Company	
0140	Nationwide		20-4939866	4671499		0	800 Goodale Boulevard, LLC	OH	NIA	NRI Equity Land Investments, LLC	ownership	100.000	Nationwide Mutual Insurance Company	
0140	Nationwide		20-4939866	4671789		0	800 Yard Street, LLC	OH	NIA	NRI Equity Land Investments, LLC	ownership	100.000	Nationwide Mutual Insurance Company	
0140	Nationwide		20-4939866	4590778		0	805 Bobcat Avenue, LLC	OH	NIA	NRI Equity Land Investments, LLC	ownership	100.000	Nationwide Mutual Insurance Company	
0140	Nationwide		20-4939866	4890834		0	808 Yard Street, LLC	OH	NIA	NRI Equity Land Investments, LLC	ownership	100.000	Nationwide Mutual Insurance Company	
0140	Nationwide		20-4939866	4869465		0	820 Goodale Boulevard, LLC	OH	NIA	NRI Equity Land Investments, LLC	ownership	100.000	Nationwide Mutual Insurance Company	
0140	Nationwide		20-4939866	4890759		0	840 Third Avenue, LLC	OH	NIA	NRI Equity Land Investments, LLC	ownership	100.000	Nationwide Mutual Insurance Company	
0140	Nationwide		20-4939866	4590611		0	845 Yard Street, LLC	OH	NIA	NRI Equity Land Investments, LLC	ownership	100.000	Nationwide Mutual Insurance Company	
0140	Nationwide		20-4939866	4590787		0	850 Goodale Blvd., LLC	OH	NIA	NRI Equity Land Investments, LLC	ownership	100.000	Nationwide Mutual Insurance Company	
0140	Nationwide		20-4939866	4903921		0	860 Third Avenue, LLC	OH	NIA	NRI Equity Land Investments, LLC	ownership	100.000	Nationwide Mutual Insurance Company	
0140	Nationwide		20-4939866	4903912		0	880 Third Avenue, LLC	OH	NIA	NRI Equity Land Investments, LLC	ownership	100.000	Nationwide Mutual Insurance Company	
0140	Nationwide		20-4939866	4590714		0	895 W. Third Avenue, LLC	OH	NIA	NRI Equity Land Investments, LLC	ownership	100.000	Nationwide Mutual Insurance Company	
0140	Nationwide		20-4939866	4810029		0	975 Rail Street, LLC	OH	NIA	NRI Equity Land Investments, LLC	ownership	100.000	Nationwide Mutual Insurance Company	
0140	Nationwide		31-1680808	4594833		0	AD Investments, LLC	OH	NIA	Nationwide Realty Investors, Ltd.	ownership	60.000	Nationwide Mutual Insurance Company	1
0140	Nationwide		31-1580283	4590992		0	ADTV, LLC	OH	NIA	NWD Investments, LLC	ownership	100.000	Nationwide Mutual Insurance Company	
0140	Nationwide		52-2227314	42877247		0	AGMC Reinsurance, Ltd.	TCA	IA	Nationwide Advantage Mortgage Company	ownership	100.000	Nationwide Mutual Insurance Company	
0140	Nationwide		42-1011300	4287229		0	ALLIED General Agency Company	IA	IA	AMCO Insurance Company	ownership	100.000	Nationwide Mutual Insurance Company	

SCHEDULE Y

PART 1A - DETAIL OF INSURANCE HOLDING COMPANY SYSTEM

1	2	3	4	5	6	7	8	9	10	11	12	13	14	15
Group Code	Group Name	NAIC Company Code	ID Number	Federal RSSD	CIK	Name of Securities Exchange if Public Traded (U.S. or International)	Name of Parent, Subsidiaries or Affiliates	Domi-ciliary Locatio n	Relationship to Reporting Entity	Directly Controlled by (Name of Entity/Person)	Type of Control (Ownership, Board, Management, Attorney-in-Fact, Influence, Other)	If Control is Ownership Provide Percentage	Ultimate Controlling Entity(ies)/Person(s)	*
0140	Nationwide		42-0958655	1677548		0	ALLIED Group, Inc.	IA	IA	Allied Holdings (Delaware), Inc.	ownership	100.000	Nationwide Mutual Insurance Company	
0140	Nationwide		46-4628790	4613462		0	Allied Holdings (Delaware), Inc.	DE	IA	Nationwide Mutual Insurance Company	ownership	100.000	Nationwide Mutual Insurance Company	
0140	Nationwide	10127	27-0114983	4288169		0	ALLIED Insurance Company of America	OH	IA	Nationwide Mutual Insurance Company	ownership	100.000	Nationwide Mutual Insurance Company	
0140	Nationwide	42579	42-1201931	4287144		0	ALLIED Property and Casualty Insurance Company	IA	IA	ALLIED Group, Inc.	ownership	100.000	Nationwide Mutual Insurance Company	
0140	Nationwide		42-1527863	4287238		0	ALLIED Texas Agency, Inc.	TX	IA	AMCO Insurance Company	ownership	100.000	Nationwide Mutual Insurance Company	
0140	Nationwide	19100	42-6054959	4287153		0	AMCO Insurance Company	IA	IA	ALLIED Group, Inc.	ownership	100.000	Nationwide Mutual Insurance Company	
0140	Nationwide		59-1031596	4288011		0	American Marine Underwriters, Inc.	FL	IA	Nationwide Mutual Insurance Company	ownership	100.000	Nationwide Mutual Insurance Company	
0140	Nationwide		31-1580283	4591177		0	Arena District CA I, LLC	OH	NIA	NWD Investments, LLC	ownership	100.000	Nationwide Mutual Insurance Company	
	0		90-0280710	n/a		0	Arena District Owners Association	OH	OTH	Other non-Nationwide	n/a		Other non-Nationwide	2
0140	Nationwide		26-4083207	4869447		0	Berkshire Crossing Development, LLC	DE	NIA	NorthStar Commercial Development, LLC	ownership	100.000	Nationwide Mutual Insurance Company	
0140	Nationwide		31-1184438	4594842		0	Boulevard Inn Limited Liability Company	OH	NIA	Nationwide Realty Investors, Ltd.	ownership	94.800	Nationwide Mutual Insurance Company	1
0140	Nationwide		31-1555487	4593658		0	Broad Street Retail, LLC	DE	NIA	Nationwide Realty Investors, Ltd.	ownership	60.000	Nationwide Mutual Insurance Company	1
0140	Nationwide		20-3624379	4595531		0	Brooke School Investment Fund, LLC	DE	OTH	Nationwide Mutual Insurance Company	ownership	100.000	Nationwide Mutual Insurance Company	2
0140	Nationwide		26-0899413	3730540		0	CHP New Markets Investment Fund, LLC	OH	OTH	Nationwide Mutual Insurance Company	Limited partner /no control	50.000	other non-Nationwide	1
0140	Nationwide		20-1618232	4595241		0	CNRI-Cannonsport Condominium, LLC	OH	NIA	CNRI-Cannonsport, LLC	ownership	100.000	Nationwide Mutual Insurance Company	
0140	Nationwide		20-1618232	4595045		0	CNRI- Cannonsport, LLC	OH	NIA	Nationwide Realty Investors, Ltd.	ownership	100.000	Nationwide Mutual Insurance Company	
	0		n/a	n/a		0	Co-Investment Fund, LLC	DE	OTH	Other non-Nationwide	n/a		Other non-Nationwide	2
0140	Nationwide		31-1579973	2998688		0	COLHOC Limited Partnership	OH	NIA	NRI Arena, LLC	ownership	30.757	Other non-Nationwide	2
0140	Nationwide	29262	74-1061659	4288057		0	Colonial County Mutual Insurance Company	TX	IA	Other non-Nationwide	contract		Other non-Nationwide	2
	0		45-4901238	n/a		0	Columbus Arena Management, LLC	OH	OTH	Other non-Nationwide	n/a		Other non-Nationwide	2
0140	Nationwide		04-3750770	4595951		0	Continental/North Shore I, L.P.	OH	NIA	Continental/NRI North Shore Investments, LLC	ownership	100.000	Nationwide Mutual Insurance Company	
0140	Nationwide		20-0366090	3327212		0	Continental/North Shore II, L.P.	DE	NIA	Continental/NRI North Shore Investments, LLC	ownership	100.000	Nationwide Mutual Insurance Company	
0140	Nationwide		20-0142724	4588177		0	Continental/NRI North Shore Investments, LLC	OH	NIA	Nationwide Realty Investors, Ltd.	ownership	50.500	Nationwide Mutual Insurance Company	1
0140	Nationwide	18961	68-0066866	4288178		0	Crestbrook Insurance Company	OH	IA	Nationwide Mutual Insurance Company	ownership	100.000	Nationwide Mutual Insurance Company	
0140	Nationwide		31-1486309	4590255		0	Crewville, Ltd.	OH	NIA	Nationwide Realty Investors, Ltd.	ownership	100.000	Nationwide Mutual Insurance Company	
0140	Nationwide	42587	42-1207150	4287162		0	Depositors Insurance Company	IA	IA	ALLIED Group, Inc.	ownership	100.000	Nationwide Mutual Insurance Company	
	0		46-4104813	n/a		0	Discover Affordable Housing Investment Fund I LLC	OH	OTH	Other non-Nationwide	n/a		Other non-Nationwide	2
0140	Nationwide		33-0096671	4287694		0	DVM Insurance Agency	CA	NIA	Veterinary Pet Insurance Company	ownership	100.000	Nationwide Mutual Insurance Company	
0140	Nationwide	15821	47-4523959	4890825		0	Eagle Captive Reinsurance, LLC	OH	IA	Nationwide Life Insurance Company	ownership	100.000	Nationwide Mutual Insurance Company	
0140	Nationwide		20-1945276	4590590		0	East of Madison, LLC	DE	NIA	120 Acre Partners, Ltd.	ownership	24.910	Nationwide Mutual Insurance Company	1
0140	Nationwide		20-1945276	4590590		0	East of Madison, LLC	DE	NIA	ND La Quinta Partners, LLC	ownership	76.090	Nationwide Mutual Insurance Company	1

SCHEDULE Y

PART 1A - DETAIL OF INSURANCE HOLDING COMPANY SYSTEM

1	2	3	4	5	6	7	8	9	10	11	12	13	14	15
Group Code	Group Name	NAIC Company Code	ID Number	Federal RSSD	CIK	Name of Securities Exchange if Public Traded (U.S. or International)	Name of Parent, Subsidiaries or Affiliates	Domi-ciliary Locatio n	Relationship to Reporting Entity	Directly Controlled by (Name of Entity/Person)	Type of Control (Ownership, Board, Management, Attorney-in-Fact, Influence, Other)	If Control is Ownership Provide Percentage	Ultimate Controlling Entity(ies)/Person(s)	*
0140	Nationwide		20-5268940	4595689		0	ELH Investment Fund LLC	DE	OTH	Nationwide Mutual Insurance Company	ownership	100.000	Nationwide Mutual Insurance Company	2
0140	Nationwide	13838	42-0618271	4569372		0	Farmland Mutual Insurance Company	IA	OTH	Other non-Nationwide	debt		Other non-Nationwide	2
0140	Nationwide	22209	75-6013587	4287676		0	Freedom Specialty Insurance Company	OH	IA	Scottsdale Insurance Company	ownership	100.000	Nationwide Mutual Insurance Company	
	0		46-4736379	n/a		0	GPN-1 Property Owners Association, Inc.	OH	OTH	Other non-Nationwide	n/a		other non-Nationwide	2
0140	Nationwide		20-4939866	4590808		0	Grandview Yard Hotel Holdings, LLC	OH	NIA	NRI Equity Land Investments, LLC	ownership	100.000	Nationwide Mutual Insurance Company	
0140	Nationwide		20-4939866	4590826		0	Grandview Yard Hotel, LLC	OH	NIA	Grandview Yard Hotel Holdings, LLC	ownership	100.000	Nationwide Mutual Insurance Company	
0140	Nationwide		51-0241172	3582909		0	Harleysville Group Inc.	DE	NIA	Allied Holdings (Delaware), Inc.	ownership	100.000	Nationwide Mutual Insurance Company	
0140	Nationwide	23582	41-0417250	4442260		0	Harleysville Insurance Company	PA	IA	Harleysville Group, Inc.	ownership	100.000	Nationwide Mutual Insurance Company	
0140	Nationwide	42900	16-1075588	4442158		0	Harleysville Insurance Company of New Jersey	NJ	IA	Harleysville Group, Inc.	ownership	100.000	Nationwide Mutual Insurance Company	
0140	Nationwide	10674	23-2864924	4442242		0	Harleysville Insurance Company of New York	PA	IA	Harleysville Group, Inc.	ownership	100.000	Nationwide Mutual Insurance Company	
0140	Nationwide	14516	38-3198542	4442251		0	Harleysville Lake States Insurance Company.	MI	IA	Harleysville Group, Inc.	ownership	100.000	Nationwide Mutual Insurance Company	
0140	Nationwide	64327	23-1580983	4440659		0	Harleysville Life Insurance Company	PA	IA	Nationwide Mutual Insurance Company	ownership	100.000	Nationwide Mutual Insurance Company	
0140	Nationwide	35696	23-2384978	4442288		0	Harleysville Preferred Insurance Company	PA	IA	Harleysville Group, Inc.	ownership	100.000	Nationwide Mutual Insurance Company	
0140	Nationwide	26182	04-1989660	4442372		0	Harleysville Worcester Insurance Company	PA	IA	Harleysville Group, Inc.	ownership	100.000	Nationwide Mutual Insurance Company	
0140	Nationwide		32-0051216	4596903		0	Hideaway Properties Corp	CA	OTH	Nationwide Realty Investors, Ltd.	ownership	50.000	Nationwide Mutual Insurance Company	1
0140	Nationwide		31-0871532	4288020		0	Insurance Intermediaries, Inc.	OH	IA	Nationwide Mutual Insurance Company	ownership	100.000	Nationwide Mutual Insurance Company	
0140	Nationwide		31-1486309	4097802		0	Jerome Village Company, LLC	OH	NIA	Nationwide Realty Investors, Ltd.	ownership	100.000	Nationwide Mutual Insurance Company	
	0		46-2974590	n/a		0	Jerome Village Master Property Owners Association, Inc.	OH	OTH	Other non-Nationwide	n/a		Other non-Nationwide	2
	0		46-2956640	n/a		0	Jerome Village Residential Property Owners Association, Inc.	OH	OTH	Other non-Nationwide	n/a		Other non-Nationwide	2
0140	Nationwide		31-1486309	4590312		0	JV Developers, LLC	OH	OTH	Nationwide Realty Investors, Ltd.	ownership	100.000	Nationwide Mutual Insurance Company	2
0140	Nationwide		56-3789187	4286969		0	Life REO Holdings, LLC	OH	NIA	Nationwide Life Insurance Company	ownership	100.000	Nationwide Mutual Insurance Company	
0140	Nationwide		74-1395229	4288039		0	Lone Star General Agency, Inc.	TX	IA	Nationwide Mutual Insurance Company	ownership	100.000	Nationwide Mutual Insurance Company	
0140	Nationwide	11991	38-0865250	4288187		0	National Casualty Company	WI	IA	Nationwide Mutual Insurance Company	ownership	100.000	Nationwide Mutual Insurance Company	
0140	Nationwide		AC000920	4614900		0	National Casualty Company of America, Ltd.	GBR	IA	National Casualty Company	ownership	100.000	Nationwide Mutual Insurance Company	
0140	Nationwide		42-1154244	2889795		0	Nationwide Advantage Mortgage Company	IA	NIA	AMCO Insurance Company	ownership	87.300	Nationwide Mutual Insurance Company	1
0140	Nationwide		42-1154244	2889795		0	Nationwide Advantage Mortgage Company	IA	NIA	ALLIED Property & Casualty Insurance Company	ownership	8.470	Nationwide Mutual Insurance Company	1
0140	Nationwide		42-1154244	2889795		0	Nationwide Advantage Mortgage Company	IA	NIA	Depositors Insurance Company	ownership	4.230	Nationwide Mutual Insurance Company	1
0140	Nationwide	26093	48-0470690	4288196		0	Nationwide Affinity Insurance Company of America	OH	IA	Nationwide Mutual Insurance Company	ownership	100.000	Nationwide Mutual Insurance Company	

SCHEDULE Y

PART 1A - DETAIL OF INSURANCE HOLDING COMPANY SYSTEM

1	2	3	4	5	6	7	8	9	10	11	12	13	14	15
Group Code	Group Name	NAIC Company Code	ID Number	Federal RSSD	CIK	Name of Securities Exchange if Public Traded (U.S. or International)	Name of Parent, Subsidiaries or Affiliates	Domi-ciliary Locatio n	Relationship to Reporting Entity	Directly Controlled by (Name of Entity/Person)	Type of Control (Ownership, Board, Management, Attorney-in-Fact, Influence, Other)	If Control is Ownership Provide Percentage	Ultimate Controlling Entity(ies)/Person(s)	*
0140	Nationwide	28223	42-1015537	4288208		0	Nationwide Agribusiness Insurance Company	IA	IA	Nationwide Mutual Insurance Company	ownership	100.000	Nationwide Mutual Insurance Company	
0140	Nationwide		31-1578869	4288075		0	Nationwide Arena, LLC	OH	NIA	NRI Arena, LLC	ownership	90.000	Nationwide Mutual Insurance Company	1
0140	Nationwide		20-8670712	4288114		0	Nationwide Asset Management, LLC	OH	NIA	Nationwide Mutual Insurance Company	ownership	100.000	Nationwide Mutual Insurance Company	
0140	Nationwide	10723	95-0639970	4288217		0	Nationwide Assurance Company	WI	IA	Nationwide Mutual Insurance Company	ownership	100.000	Nationwide Mutual Insurance Company	
0140	Nationwide		31-1592130	2729677		0	Nationwide Bank	OH	OTH	Nationwide Financial Services, Inc.	ownership	100.000	Nationwide Mutual Insurance Company	2
0140	Nationwide		31-1036287	4288123		0	Nationwide Cash Management Company	OH	NIA	Nationwide Mutual Insurance Company	ownership	100.000	Nationwide Mutual Insurance Company	
0140	Nationwide		31-4416546	3828081		0	Nationwide Corporation	OH	NIA	Nationwide Mutual Insurance Company	ownership	95.200	Nationwide Mutual Insurance Company	1
0140	Nationwide		31-4416546	3828081		0	Nationwide Corporation	OH	NIA	Nationwide Mutual Fire Insurance Company	ownership	4.800	Nationwide Mutual Insurance Company	1
0140	Nationwide		04-3679407	4286839		0	Nationwide Emerging Managers, LLC	DE	NIA	NWD Investment Management, Inc.	ownership	100.000	Nationwide Mutual Insurance Company	
0140	Nationwide		05-0630007	4288048		0	Nationwide Exclusive Agent Risk Purchasing Group, LLC	OH	NIA	Insurance Intermediaries, Inc.	ownership	100.000	Nationwide Mutual Insurance Company	
0140	Nationwide		31-1667326	4286932		0	Nationwide Financial Assignment Company	OH	NIA	Nationwide Life Insurance Company	ownership	100.000	Nationwide Mutual Insurance Company	
0140	Nationwide		23-2412039	4287087		0	Nationwide Financial General Agency, Inc.	PA	NIA	NFS Distributors, Inc.	ownership	100.000	Nationwide Mutual Insurance Company	
0140	Nationwide		31-1316276	4287069		0	Nationwide Financial Institution Distributors Agency, Inc.	DE	NIA	NFS Distributors, Inc.	ownership	100.000	Nationwide Mutual Insurance Company	
0140	Nationwide		31-6554353	4286978		0	Nationwide Financial Services Capital Trust	DE	NIA	Nationwide Financial Services, Inc.	ownership	100.000	Nationwide Mutual Insurance Company	
0140	Nationwide		31-1486870	3828063		0	Nationwide Financial Services, Inc.	DE	NIA	Nationwide Corporation	ownership	100.000	Nationwide Mutual Insurance Company	
0140	Nationwide		52-6969857	4286996		0	Nationwide Fund Advisors	DE	NIA	Nationwide Financial Services, Inc.	ownership	100.000	Nationwide Mutual Insurance Company	
0140	Nationwide		31-1748721	42877050		0	Nationwide Fund Distributors LLC	DE	NIA	NFS Distributors, Inc.	ownership	100.000	Nationwide Mutual Insurance Company	
0140	Nationwide		31-0900518	4287041		0	Nationwide Fund Management LLC	DE	NIA	NFS Distributors, Inc.	ownership	100.000	Nationwide Mutual Insurance Company	
0140	Nationwide	23760	31-4425763	4287957		0	Nationwide General Insurance Company	OH	IA	Nationwide Mutual Insurance Company	ownership	100.000	Nationwide Mutual Insurance Company	
0140	Nationwide		31-1570938	4286398		0	Nationwide Global Holdings, Inc.	OH	NIA	Nationwide Corporation	ownership	100.000	Nationwide Mutual Insurance Company	
0140	Nationwide		04-3732385	4286857		0	Nationwide Global Ventures, Inc.	DE	NIA	Nationwide Asset Management Holdings, Inc.	ownership	100.000	Nationwide Mutual Insurance Company	
0140	Nationwide	10070	31-1399201	2839398		0	Nationwide Indemnity Company	OH	IA	Nationwide Mutual Insurance Company	ownership	100.000	Nationwide Mutual Insurance Company	
0140	Nationwide	25453	95-2130882	4287180		0	Nationwide Insurance Company of America	WI	IA	ALLIED Group, Inc.	ownership	100.000	Nationwide Mutual Insurance Company	
0140	Nationwide	10948	31-1613686	4287966		0	Nationwide Insurance Company of Florida	OH	IA	Nationwide Mutual Insurance Company	ownership	100.000	Nationwide Mutual Insurance Company	
0140	Nationwide		41-2206199	4286950		0	Nationwide Investment Advisors, LLC	OH	NIA	Nationwide Life Insurance Company	ownership	100.000	Nationwide Mutual Insurance Company	
0140	Nationwide		73-0988442	4286923		0	Nationwide Investment Services Corporation	OK	NIA	Nationwide Life Insurance Company	ownership	100.000	Nationwide Mutual Insurance Company	
0140	Nationwide	92657	31-1000740	2995098		0	Nationwide Life and Annuity Insurance Company	OH	IA	Nationwide Life Insurance Company	ownership	100.000	Nationwide Mutual Insurance Company	
0140	Nationwide	66869	31-4156830	2819288		0	Nationwide Life Insurance Company	OH	IA	Nationwide Financial Services, Inc.	ownership	100.000	Nationwide Mutual Insurance Company	
0140	Nationwide		13-4212969	4596127		0	Nationwide Life Tax Credit Partners 2002-A, LLC	OH	NIA	Nationwide Life Insurance Company	other	0.010	Nationwide Mutual Insurance Company	2
0140	Nationwide		01-0749754	4595960		0	Nationwide Life Tax Credit Partners 2002-B, LLC	OH	NIA	Nationwide Life Insurance Company	other	0.010	Nationwide Mutual Insurance Company	2

SCHEDULE Y

PART 1A - DETAIL OF INSURANCE HOLDING COMPANY SYSTEM

1	2	3	4	5	6	7	8	9	10	11	12	13	14	15
Group Code	Group Name	NAIC Company Code	ID Number	Federal RSSD	CIK	Name of Securities Exchange if Public Traded (U.S. or International)	Name of Parent, Subsidiaries or Affiliates	Domi-ciliary Locatio n	Relationship to Reporting Entity	Directly Controlled by (Name of Entity/Person)	Type of Control (Ownership, Board, Management, Attorney-in-Fact, Influence, Other)	If Control is Ownership Provide Percentage	Ultimate Controlling Entity(ies)/Person(s)	*
0140	Nationwide		03-0498148	3262573		0	Nationwide Life Tax Credit Partners 2002-C, LLC	OH	NIA	Nationwide Life Insurance Company	other	0.010	Nationwide Mutual Insurance Company	2
0140	Nationwide		54-2113175	4596127		0	Nationwide Life Tax Credit Partners 2003-A, LLC	OH	NIA	Nationwide Life Insurance Company	other	0.010	Nationwide Mutual Insurance Company	2
0140	Nationwide		58-2672725	4596163		0	Nationwide Life Tax Credit Partners 2003-B, LLC	OH	NIA	Nationwide Life Insurance Company	other	0.010	Nationwide Mutual Insurance Company	2
0140	Nationwide		20-0357951	3811001		0	Nationwide Life Tax Credit Partners 2003-C, LLC	OH	NIA	Nationwide Life Insurance Company	other	0.010	Nationwide Mutual Insurance Company	2
0140	Nationwide		20-0382144	4596707		0	Nationwide Life Tax Credit Partners 2004-A, LLC	OH	NIA	Nationwide Life Insurance Company	other	0.010	Nationwide Mutual Insurance Company	2
0140	Nationwide		20-0745944	4596211		0	Nationwide Life Tax Credit Partners 2004-B, LLC	OH	NIA	Nationwide Life Insurance Company	other	0.010	Nationwide Mutual Insurance Company	2
0140	Nationwide		20-0745965	4596239		0	Nationwide Life Tax Credit Partners 2004-C, LLC	OH	NIA	Nationwide Life Insurance Company	other	0.010	Nationwide Mutual Insurance Company	2
0140	Nationwide		20-1128408	4596332		0	Nationwide Life Tax Credit Partners 2004-D, LLC	OH	NIA	Nationwide Life Insurance Company	other	0.010	Nationwide Mutual Insurance Company	2
0140	Nationwide		20-1128472	4596350		0	Nationwide Life Tax Credit Partners 2004-E, LLC	OH	NIA	Nationwide Life Insurance Company	other	0.010	Nationwide Mutual Insurance Company	2
0140	Nationwide		20-1918935	3318117		0	Nationwide Life Tax Credit Partners 2004-F, LLC	OH	NIA	Nationwide Life Insurance Company	other	0.010	Nationwide Mutual Insurance Company	2
0140	Nationwide		20-2303694	4596369		0	Nationwide Life Tax Credit Partners 2005-A, LLC	OH	NIA	Nationwide Life Insurance Company	other	0.010	Nationwide Mutual Insurance Company	2
0140	Nationwide		20-2303602	4596378		0	Nationwide Life Tax Credit Partners 2005-B, LLC	OH	NIA	Nationwide Life Insurance Company	other	0.010	Nationwide Mutual Insurance Company	2
0140	Nationwide		20-2450960	4596387		0	Nationwide Life Tax Credit Partners 2005-C, LLC	OH	NIA	Nationwide Life Insurance Company	other	0.010	Nationwide Mutual Insurance Company	2
0140	Nationwide		20-2451052	4596396		0	Nationwide Life Tax Credit Partners 2005-D, LLC	OH	NIA	Nationwide Life Insurance Company	other	0.010	Nationwide Mutual Insurance Company	2
0140	Nationwide		20-2774223	4596408		0	Nationwide Life Tax Credit Partners 2005-E, LLC	OH	NIA	Nationwide Life Insurance Company	other	0.010	Nationwide Mutual Insurance Company	2
0140	Nationwide		21-1288836	4596426		0	Nationwide Life Tax Credit Partners 2007-A, LLC	OH	NIA	Nationwide Life Insurance Company	other	0.010	Nationwide Mutual Insurance Company	2
0140	Nationwide		26-3427373	4596435		0	Nationwide Life Tax Credit Partners 2009-A, LLC	OH	NIA	Nationwide Life Insurance Company	other	0.010	Nationwide Mutual Insurance Company	2
0140	Nationwide		26-3427435	4596444		0	Nationwide Life Tax Credit Partners 2009-B, LLC	OH	NIA	Nationwide Life Insurance Company	other	0.010	Nationwide Mutual Insurance Company	2
0140	Nationwide		26-3427479	4596499		0	Nationwide Life Tax Credit Partners 2009-C, LLC	OH	NIA	Nationwide Life Insurance Company	other	0.010	Nationwide Mutual Insurance Company	2

SCHEDULE Y

PART 1A - DETAIL OF INSURANCE HOLDING COMPANY SYSTEM

1	2	3	4	5	6	7	8	9	10	11	12	13	14	15
Group Code	Group Name	NAIC Company Code	ID Number	Federal RSSD	CIK	Name of Securities Exchange if Public Traded (U.S. or International)	Name of Parent, Subsidiaries or Affiliates	Domi-ciliary Locatio n	Relationship to Reporting Entity	Directly Controlled by (Name of Entity/Person)	Type of Control (Ownership, Board, Management, Attorney-in-Fact, Influence, Other)	If Control is Ownership Provide Percentage	Ultimate Controlling Entity(ies)/Person(s)	*
0140	Nationwide		26-3427525	4596510		0	Nationwide Life Tax Credit Partners 2009-D, LLC	OH	NIA	Nationwide Life Insurance Company	other	0.010	Nationwide Mutual Insurance Company	2
0140	Nationwide		26-4737055	4596529		0	Nationwide Life Tax Credit Partners 2009-E, LLC	OH	NIA	Nationwide Life Insurance Company	ownership	100.000	Nationwide Mutual Insurance Company	
0140	Nationwide		26-4737157	4596547		0	Nationwide Life Tax Credit Partners 2009-F, LLC	OH	NIA	Nationwide Life Insurance Company	ownership	100.000	Nationwide Mutual Insurance Company	
0140	Nationwide		27-1362364	4596622		0	Nationwide Life Tax Credit Partners 2009-I, LLC	OH	NIA	Nationwide Life Insurance Company	other	0.010	Nationwide Mutual Insurance Company	2
0140	Nationwide		45-0469525	3779811		0	Nationwide Life Tax Credit Partners No. 1, LLC	OH	NIA	Nationwide Life Insurance Company	other	0.010	Nationwide Mutual Insurance Company	2
0140	Nationwide	42110	75-1780981	4287984		0	Nationwide Lloyds	TX	IA	n/a	contract		Nationwide Mutual Insurance Company	2
0140	Nationwide		42-1373380	4287210		0	Nationwide Member Solutions Agency Inc.	IA	NIA	ALLIED Group, Inc.	ownership	100.000	Nationwide Mutual Insurance Company	
0140	Nationwide		n/a	4597094		0	Nationwide Mutual Capital I, LLC	DE	NIA	Nationwide Mutual Capital, LLC	ownership	100.000	Nationwide Mutual Insurance Company	
0140	Nationwide		75-3191025	4595269		0	Nationwide Mutual Capital, LLC	OH	NIA	Nationwide Mutual Insurance Company	ownership	100.000	Nationwide Mutual Insurance Company	
0140	Nationwide	23779	82-0549218	3828090		0	Nationwide Mutual Fire Insurance Company	OH	OTH	Other non-Nationwide	n/a		Other non-Nationwide	2
0140	Nationwide	23787	31-4177100	3828072		0	Nationwide Mutual Insurance Company	OH	UIP	Other non-Nationwide	n/a		Other non-Nationwide	2
0140	Nationwide		34-2012765	4288084		0	Nationwide Private Equity Fund, LLC	OH	NIA	Nationwide Mutual Insurance Company	ownership	100.000	Nationwide Mutual Insurance Company	
0140	Nationwide	37877	31-0970750	4287993		0	Nationwide Property and Casualty Insurance Company	OH	IA	Nationwide Mutual Insurance Company	ownership	100.000	Nationwide Mutual Insurance Company	
0140	Nationwide		31-1486309	4288105		0	Nationwide Realty Investors, Ltd.	OH	NIA	Nationwide Mutual Insurance Company	ownership	96.800	Nationwide Mutual Insurance Company	1
0140	Nationwide		31-1486309	4288105		0	Nationwide Realty Investors, Ltd.	OH	NIA	Nationwide Indemnity Company	ownership	3.200	Nationwide Mutual Insurance Company	1
0140	Nationwide		31-1486309	4590264		0	Nationwide Realty Management, LLC	OH	NIA	Nationwide Realty Investors, Ltd.	ownership	100.000	Nationwide Mutual Insurance Company	
0140	Nationwide		n/a	4288066		0	Nationwide Realty Services, Ltd.	OH	NIA	Nationwide Mutual Insurance Company	ownership	100.000	Nationwide Mutual Insurance Company	
0140	Nationwide		73-0948330	4287096		0	Nationwide Retirement Solutions, Inc.	DE	NIA	NFS Distributors, Inc.	ownership	100.000	Nationwide Mutual Insurance Company	
0140	Nationwide		36-2434406	4287078		0	Nationwide Securities, LLC	OH	NIA	NFS Distributors, Inc.	ownership	100.000	Nationwide Mutual Insurance Company	
0140	Nationwide		31-4177100	4288093		0	Nationwide Services Company, LLC	OH	NIA	Nationwide Mutual Insurance Company	ownership	100.000	Nationwide Mutual Insurance Company	
0140	Nationwide		27-0743545	4564041		0	Nationwide Tax Credit Partners 2009-G, LLC.	OH	NIA	Nationwide Mutual Insurance Company	other	0.010	Nationwide Mutual Insurance Company	1
0140	Nationwide		27-0768791	4596891		0	Nationwide Tax Credit Partners 2009-H, LLC.	OH	NIA	Nationwide Mutual Insurance Company	ownership	100.000	Nationwide Mutual Insurance Company	
0140	Nationwide		46-1952215	4596566		0	Nationwide Tax Credit Partners 2013-A, LLC.	OH	NIA	Nationwide Life Insurance Company	ownership	0.010	Nationwide Mutual Insurance Company	1
0140	Nationwide		46-1971926	4596592		0	Nationwide Tax Credit Partners 2013-B, LLC.	OH	NIA	Nationwide Life Insurance Company	ownership	0.010	Nationwide Mutual Insurance Company	1
0140	Nationwide		20-5976272	4595910		0	Nationwide Ventures, LLC	OH	NIA	Nationwide Mutual Insurance Company	ownership	100.000	Nationwide Mutual Insurance Company	
0140	Nationwide		11-3651828	4588168		0	ND La Quinta Partners, LLC	DE	NIA	Nationwide Realty Investors, Ltd.	ownership	95.000	Nationwide Mutual Insurance Company	1

SCHEDULE Y

PART 1A - DETAIL OF INSURANCE HOLDING COMPANY SYSTEM

1	2	3	4	5	6	7	8	9	10	11	12	13	14	15
Group Code	Group Name	NAIC Company Code	ID Number	Federal RSSD	CIK	Name of Securities Exchange if Public Traded (U.S. or International)	Name of Parent, Subsidiaries or Affiliates	Domi-ciliary Locatio n	Relationship to Reporting Entity	Directly Controlled by (Name of Entity/Person)	Type of Control (Ownership, Board, Management, Attorney-in-Fact, Influence, Other)	If Control is Ownership Provide Percentage	Ultimate Controlling Entity(ies)/Person(s)	*
0140	Nationwide		0	4286866		0	Newhouse Capital Partners II, LLC	DE	NIA	Nationwide Global Ventures, Inc.	ownership	99.000	Nationwide Mutual Insurance Company	1
0140	Nationwide		0	4286679		0	Newhouse Capital Partners, LLC	DE	NIA	NWD Investment Management, Inc.	ownership	19.000	Nationwide Mutual Insurance Company	1
0140	Nationwide		0	4286679		0	Newhouse Capital Partners, LLC	DE	NIA	Nationwide Mutual Insurance Company	ownership	70.000	Nationwide Mutual Insurance Company	1
0140	Nationwide		0	4286679		0	Newhouse Capital Partners, LLC	DE	NIA	Nationwide Mutual Fire Insurance Company	ownership	10.000	Nationwide Mutual Insurance Company	1
0140	Nationwide		38-3660659	4287032		0	NFS Distributors, Inc.	DE	NIA	Nationwide Financial Services, Inc.	ownership	100.000	Nationwide Mutual Insurance Company	
0140	Nationwide		14-1892640	4596677		0	NHT XII Tax Credit Fund, LLC	DC	NIA	Nationwide Life Insurance Company	ownership	49.990	Nationwide Mutual Insurance Company	1
0140	Nationwide		14-1892640	4596677		0	NHT XII Tax Credit Fund, LLC	DC	NIA	Nationwide Assurance Company	ownership	25.000	Nationwide Mutual Insurance Company	1
0140	Nationwide		14-1892640	4596677		0	NHT XII Tax Credit Fund, LLC	DC	NIA	Nationwide Mutual Insurance Company	ownership	25.000	Nationwide Mutual Insurance Company	1
0140	Nationwide		46-3762545	4750442		0	NNOV8, LLC	OH	NIA	Nationwide Mutual Insurance Company	ownership	100.000	Nationwide Mutual Insurance Company	
	0		26-0351004	n/a		0	North Bank Condominium Home Owners Association	OH	OTH	Other non-Nationwide	n/a		Other non-Nationwide	2
0140	Nationwide		20-4939866	4590817		0	North of Third, LLC	OH	NIA	NRI Equity Land Investments, LLC	ownership	100.000	Nationwide Mutual Insurance Company	
0140	Nationwide		26-4083207	4590385		0	Northstar Commercial Development, LLC	OH	NIA	Nationwide Realty Investors, Ltd.	ownership	50.000	Nationwide Mutual Insurance Company	1
	0		61-1753500	n/a		0	Northstar Master Property Owners Association, Inc.	OH	OTH	Other non-Nationwide	n/a		Other non-Nationwide	2
0140	Nationwide		26-4083354	4594909		0	Northstar Residential Development, LLC	OH	NIA	Nationwide Realty Investors, Ltd.	ownership	50.000	Nationwide Mutual Insurance Company	1
0140	Nationwide		31-1486309	4594794		0	NRI Arena, LLC	OH	NIA	Nationwide Realty Investors, Ltd.	ownership	100.000	Nationwide Mutual Insurance Company	
0140	Nationwide		31-1486309	4594815		0	NRI Brooksedge, LLC	OH	NIA	Nationwide Realty Investors, Ltd.	ownership	100.000	Nationwide Mutual Insurance Company	
0140	Nationwide		31-1486309	4595027		0	NRI Builders, LLC	OH	NIA	Nationwide Realty Investors, Ltd.	ownership	100.000	Nationwide Mutual Insurance Company	
0140	Nationwide		31-1486309	4590246		0	NRI Communities/Harris Blvd., LLC	OH	NIA	Nationwide Realty Investors, Ltd.	ownership	100.000	Nationwide Mutual Insurance Company	
0140	Nationwide		31-1486309	4590282		0	NRI Cramer Creek, LLC	OH	NIA	Nationwide Realty Investors, Ltd.	ownership	100.000	Nationwide Mutual Insurance Company	
0140	Nationwide		20-4939866	4590460		0	NRI Equity Land Investments, LLC	OH	NIA	Nationwide Realty Investors, Ltd.	ownership	80.000	Nationwide Mutual Insurance Company	1
0140	Nationwide		26-0212217	4590394		0	NRI Equity Tampa, LLC	OH	OTH	Nationwide Realty Investors, Ltd.	ownership	100.000	Nationwide Mutual Insurance Company	2
0140	Nationwide		31-1486309	4590376		0	NRI Maxtown, LLC	OH	OTH	Nationwide Realty Investors, Ltd.	ownership	100.000	Nationwide Mutual Insurance Company	2
0140	Nationwide		30-4939866	4590406		0	NRI Office Ventures, Ltd.	OH	NIA	Nationwide Realty Investors, Ltd.	ownership	100.000	Nationwide Mutual Insurance Company	
0140	Nationwide		31-1486309	4596912		0	NRI Telecom, LLC	OH	NIA	NWD Investments, LLC	ownership	100.000	Nationwide Mutual Insurance Company	
0140	Nationwide		31-1486309	4590349		0	NRI-Rivulon, LLC	OH	NIA	Nationwide Realty Investors, Ltd.	ownership	100.000	Nationwide Mutual Insurance Company	
0140	Nationwide		26-4083354	4869456		0	NS Developers, LLC	OH	NIA	Northstar Residential Development, LLC	ownership	100.000	Nationwide Mutual Insurance Company	
0140	Nationwide		45-3123274	4595438		0	NTCIF-2011 Georgia State Investor, LLC	OH	NIA	Nationwide Property and Casualty Company	ownership	100.000	Nationwide Mutual Insurance Company	
0140	Nationwide		90-0729552	4596695		0	NTCIF-2011, LLC	OH	NIA	Nationwide Life Insurance Company	ownership	50.000	Nationwide Mutual Insurance Company	1
0140	Nationwide		90-0729552	4596695		0	NTCIF-2011, LLC	OH	NIA	Nationwide Mutual Fire Insurance Company	ownership	50.000	Nationwide Mutual Insurance Company	1
0140	Nationwide		27-4700627	4596716		0	NTCP 2011-A, LLC	OH	NIA	Nationwide Life Insurance Company	other	0.010	Nationwide Mutual Insurance Company	1
0140	Nationwide		46-0741029	4464703		0	NTCP 2012-A, LLC	OH	NIA	Nationwide Life Insurance Company	other	0.010	Nationwide Mutual Insurance Company	1
0140	Nationwide		46-3309896	4586164		0	NTCP 2013-C, LLC	OH	NIA	Nationwide Life Insurance Company	other	0.010	Nationwide Mutual Insurance Company	1
0140	Nationwide		46-4111078	4596743		0	NTCP 2014-A, LLC	OH	NIA	Nationwide Life Insurance Company	other	0.010	Nationwide Mutual Insurance Company	1

SCHEDULE Y

PART 1A - DETAIL OF INSURANCE HOLDING COMPANY SYSTEM

1	2	3	4	5	6	7	8	9	10	11	12	13	14	15
Group Code	Group Name	NAIC Company Code	ID Number	Federal RSSD	CIK	Name of Securities Exchange if Public Traded (U.S. or International)	Name of Parent, Subsidiaries or Affiliates	Domi-ciliary Locatio n	Relationship to Reporting Entity	Directly Controlled by (Name of Entity/Person)	Type of Control (Ownership, Board, Management, Attorney-in-Fact, Influence, Other)	If Control is Ownership Provide Percentage	Ultimate Controlling Entity(ies)/Person(s)	*
0140	Nationwide		47-1404116	4802734		0	NTCP 2014-B, LLC	OH	NIA	Nationwide Life Insurance Company	ownership	100.000	Nationwide Mutual Insurance Company	
0140	Nationwide		47-1413242	4809948		0	NTCP 2014-C, LLC	OH	NIA	Nationwide Life Insurance Company	ownership	100.000	Nationwide Mutual Insurance Company	
0140	Nationwide		47-3909345	4869483		0	NTCP 2015-A, LLC	OH	NIA	Nationwide Life Insurance Company	ownership	100.000	Nationwide Mutual Insurance Company	
0140	Nationwide		47-4148470	4890807		0	NTCP 2015-B, LLC	OH	NIA	Nationwide Life Insurance Company	ownership	100.000	Nationwide Mutual Insurance Company	
0140	Nationwide		81-0936428	4966663		0	NW Private Debt, LLC	OH	NIA	Nationwide Mutual Insurance Company	ownership	100.000	Nationwide Mutual Insurance Company	
0140	Nationwide		26-1903919	4591421		0	NW REI, LLC	DE	NIA	Nationwide Mutual Insurance Company	ownership	100.000	Nationwide Mutual Insurance Company	
0140	Nationwide		46-3654078	4593621		0	NW-Amesbury, LLC	OH	NIA	NE-REI, LLC	ownership	100.000	Nationwide Mutual Insurance Company	
0140	Nationwide		81-1263284	4960979		0	NW-Amesbury II, LLC	OH	NIA	Nationwide Mutual Insurance Company	ownership	100.000	Nationwide Mutual Insurance Company	
0140	Nationwide		46-2943666	4594860		0	NW-Bandera, LLC	OH	NIA	NW REI, LLC	ownership	100.000	Nationwide Mutual Insurance Company	
0140	Nationwide		81-1246932	4958855		0	NW-Baseline, LLC	OH	NIA	Nationwide Mutual Insurance Company	ownership	100.000	Nationwide Mutual Insurance Company	
0140	Nationwide		45-5159092	4595063		0	NW-Bayshore, LLC	OH	NIA	NW REI, LLC	ownership	100.000	Nationwide Mutual Insurance Company	
0140	Nationwide		46-2451156	4594879		0	NW-Bee Cave, LLC	OH	NIA	NW REI, LLC	ownership	100.000	Nationwide Mutual Insurance Company	
0140	Nationwide		81-1869861			0	NW-Beech, LLC	OH	NIA	NW REI, (NMFIC), LLC	ownership	100.000	Nationwide Mutual Insurance Company	
0140	Nationwide		47-4999493	4902223		0	NW-Belleview, LLC	OH	NIA	Nationwide Mutual Insurance Company	ownership	100.000	Nationwide Mutual Insurance Company	
0140	Nationwide		46-3707480	4593612		0	NW-Brooklyn, LLC	OH	NIA	NW REI, LLC	ownership	100.000	Nationwide Mutual Insurance Company	
0140	Nationwide		46-3968244	4591757		0	NW-Camelback, LLC	OH	NIA	NW REI, LLC	ownership	100.000	Nationwide Mutual Insurance Company	
0140	Nationwide		45-2724980	4591690		0	NW-Cameron, LLC	OH	NIA	NW REI, LLC	ownership	100.000	Nationwide Mutual Insurance Company	
0140	Nationwide		81-1211881	4958855		0	NW-Castle Rock, LLC	OH	NIA	Nationwide Mutual Insurance Company	ownership	100.000	Nationwide Mutual Insurance Company	
0140	Nationwide		46-3674167	4590090		0	NW-Cedar Springs, LLC	OH	NIA	NW REI, LLC	ownership	100.000	Nationwide Mutual Insurance Company	
0140	Nationwide		46-3994437	4591663		0	NW-Central Station, LLC	OH	NIA	NE-REI, LLC	ownership	100.000	Nationwide Mutual Insurance Company	
0140	Nationwide		26-0901660	4505456		0	NW-CNC Coppell, LLC	DE	NIA	Nationwide Mutual Insurance Company	ownership	100.000	Nationwide Mutual Insurance Company	
0140	Nationwide		81-1285433	4961024		0	NW-College Park, LLC	OH	NIA	Nationwide Mutual Insurance Company	ownership	100.000	Nationwide Mutual Insurance Company	
0140	Nationwide		32-0359208	4595157		0	NW-Corvallis, LLC	OH	NIA	NW REI, LLC	ownership	100.000	Nationwide Mutual Insurance Company	
0140	Nationwide		31-1580283	4591038		0	NWD 205 Vine, LLC	OH	NIA	NWD Investments, LLC	ownership	100.000	Nationwide Mutual Insurance Company	
0140	Nationwide		31-1580283	4591261		0	NWD 225 Nationwide, LLC	OH	NIA	NWD Investments, LLC	ownership	100.000	Nationwide Mutual Insurance Company	
0140	Nationwide		31-1580283	4591056		0	NWD 230 West, LLC	OH	NIA	NWD Investments, LLC	ownership	100.000	Nationwide Mutual Insurance Company	
0140	Nationwide		31-1580283	4590545		0	NWD 240 Nationwide, LLC	OH	NIA	NWD Investments, LLC	ownership	100.000	Nationwide Mutual Insurance Company	
0140	Nationwide		31-1580283	4590273		0	NWD 250 Brodbelt, LLC	OH	NIA	NWD Investments, LLC	ownership	100.000	Nationwide Mutual Insurance Company	
0140	Nationwide		31-1580283	4981134		0	NWD 250 West, LLC	OH	NIA	NWD Investments, LLC	ownership	100.000	Nationwide Mutual Insurance Company	
0140	Nationwide		31-1580283	4590554		0	NWD 265 Neil, LLC	OH	NIA	NWD Investments, LLC	ownership	100.000	Nationwide Mutual Insurance Company	
0140	Nationwide		31-1580283	4590518		0	NWD 275 Marconi, LLC	OH	NIA	NWD Investments, LLC	ownership	100.000	Nationwide Mutual Insurance Company	
0140	Nationwide		31-1580283	4590563		0	NWD 295 McConnell, LLC	OH	NIA	NWD Investments, LLC	ownership	100.000	Nationwide Mutual Insurance Company	
0140	Nationwide		31-1580283	4590509		0	NWD 300 Neil, LLC	OH	NIA	NWD Investments, LLC	ownership	100.000	Nationwide Mutual Insurance Company	
0140	Nationwide		31-1580283	4590572		0	NWD 300 Spring, LLC	OH	NIA	NWD Investments, LLC	ownership	100.000	Nationwide Mutual Insurance Company	
0140	Nationwide		31-1580283	4590527		0	NWD 355 McConnell, LLC	OH	NIA	NWD Investments, LLC	ownership	100.000	Nationwide Mutual Insurance Company	
0140	Nationwide		31-1580283	4590581		0	NWD 425 Nationwide, LLC	OH	NIA	NWD Investments, LLC	ownership	100.000	Nationwide Mutual Insurance Company	

SCHEDULE Y

PART 1A - DETAIL OF INSURANCE HOLDING COMPANY SYSTEM

1	2	3	4	5	6	7	8	9	10	11	12	13	14	15
Group Code	Group Name	NAIC Company Code	ID Number	Federal RSSD	CIK	Name of Securities Exchange if Public Traded (U.S. or International)	Name of Parent, Subsidiaries or Affiliates	Domi-ciliary Locatio n	Relationship to Reporting Entity	Directly Controlled by (Name of Entity/Person)	Type of Control (Ownership, Board, Management, Attorney-in-Fact, Influence, Other)	If Control is Ownership Provide Percentage	Ultimate Controlling Entity(ies)/Person(s)	*
0140	Nationwide		31-1580283	4590536		0	NWD 500 Nationwide, LLC	OH	NIA	NWD Investments, LLC	ownership	100.000	Nationwide Mutual Insurance Company	
0140	Nationwide		31-1580283	4591298		0	NWD Arena Crossing, LLC	OH	NIA	NWD Investments, LLC	ownership	100.000	Nationwide Mutual Insurance Company	
0140	Nationwide		31-1580283	4591083		0	NWD Arena District I, LLC	OH	NIA	NWD Investments, LLC	ownership	100.000	Nationwide Mutual Insurance Company	
0140	Nationwide		31-1580283	4591300		0	NWD Arena District II, LLC	OH	NIA	NWD Investments, LLC	ownership	100.000	Nationwide Mutual Insurance Company	
0140	Nationwide		31-1580283	4591113		0	NWD Arena District MM, LLC	OH	NIA	NWD Investments, LLC	ownership	100.000	Nationwide Mutual Insurance Company	
0140	Nationwide		31-1580283	4591319		0	NWD Arena District PW, LLC	OH	NIA	NWD Investments, LLC	ownership	100.000	Nationwide Mutual Insurance Company	
0140	Nationwide		31-1580283	4591131		0	NWD Arena District V, LLC	OH	NIA	NWD Investments, LLC	ownership	100.000	Nationwide Mutual Insurance Company	
0140	Nationwide		04-3679396	4286848		0	NWD Asset Management Holdings, Inc	DE	NIA	NWD Investment Management, Inc	ownership	100.000	Nationwide Mutual Insurance Company	
0140	Nationwide		31-1580283	4591328		0	NWD Athletic Club, LLC	OH	NIA	NWD Investments, LLC	ownership	100.000	Nationwide Mutual Insurance Company	
0140	Nationwide		30-0876022	4810010		0	NWD Franklinton, LLC	DE	NIA	NWD Investments, LLC	ownership	100.000	Nationwide Mutual Insurance Company	
0140	Nationwide		31-1636299	4286594		0	NWD Investment Management, Inc	DE	NIA	Nationwide Corporation	ownership	100.000	Nationwide Mutual Insurance Company	
0140	Nationwide		31-1580283	4587965		0	NWD Investments, LLC	OH	NIA	Nationwide Realty Investors, Ltd	ownership	80.000	Nationwide Mutual Insurance Company	1
0140	Nationwide		47-4036460	4869492		0	NW-Deerfield, LLC	OH	NIA	Nationwide Mutual Insurance Company	ownership	74.030	Nationwide Mutual Insurance Company	1
0140	Nationwide		47-4036460	4869492		0	NW-Deerfield, LLC	OH	NIA	Nationwide Life and Annuity Insurance Company	ownership	24.970	Nationwide Mutual Insurance Company	1
0140	Nationwide		90-0732898	4591430		0	NW-Dulles, LLC	OH	NIA	NW REI, LLC	ownership	100.000	Nationwide Mutual Insurance Company	
0140	Nationwide		46-3267884	4595465		0	NW-Franklin Mills, LLC	OH	NIA	Life Reo Holdings, LLC	ownership	100.000	Nationwide Mutual Insurance Company	
0140	Nationwide		46-2997049	4591775		0	NW-Howell Mill, LLC	OH	NIA	NW REI, LLC	ownership	100.000	Nationwide Mutual Insurance Company	
0140	Nationwide		46-4330384	4750443		0	NW-Hudnall, LLC	OH	NIA	NW REI, LLC	ownership	100.000	Nationwide Mutual Insurance Company	
0140	Nationwide		47-2482818	4810122		0	NW-Jasper WAG, LLC	OH	NIA	NW REI, LLC	ownership	100.000	Nationwide Mutual Insurance Company	
0140	Nationwide		47-1497429	4809957		0	NW-Jefferson, LLC	OH	NIA	NW REI, LLC	ownership	100.000	Nationwide Mutual Insurance Company	
0140	Nationwide		45-5408178	4591458		0	NW-Kentwood Towne Center, LLC	OH	NIA	NW REI, LLC	ownership	100.000	Nationwide Mutual Insurance Company	
0140	Nationwide		46-4857522	4671798		0	NW-Lawrence, LLC	OH	NIA	NW REI, LLC	ownership	100.000	Nationwide Mutual Insurance Company	
0140	Nationwide		81-1232565	4961042		0	NW-Lenexa, LLC	OH	NIA	NW REI (NLAIC), LLC	ownership	100.000	Nationwide Mutual Insurance Company	
0140	Nationwide		81-1671648	4981116		0	NW-Lenexa II, LLC	OH	NIA	NW REI (NLAIC), LLC	ownership	100.000	Nationwide Mutual Insurance Company	
0140	Nationwide		45-5314607	4593461		0	NW-Lovers Lane, LLC	OH	NIA	NW REI, LLC	ownership	100.000	Nationwide Mutual Insurance Company	
0140	Nationwide		46-2457568	4591467		0	NW-Montrose, LLC	OH	NIA	NW REI, LLC	ownership	100.000	Nationwide Mutual Insurance Company	
0140	Nationwide		45-4630497	4593470		0	NW-Mueller II, LLC	OH	NIA	NW REI, LLC	ownership	100.000	Nationwide Mutual Insurance Company	
0140	Nationwide		27-4749848	4591476		0	NW-Northridge, LLC	OH	NIA	NW REI, LLC	ownership	100.000	Nationwide Mutual Insurance Company	
0140	Nationwide		46-1089165	4593555		0	NW-Oakley Station, LLC	OH	NIA	NW REI, LLC	ownership	100.000	Nationwide Mutual Insurance Company	
0140	Nationwide		47-4706924	4902214		0	NW-Olathe, LLC	OH	NIA	NW REI, LLC	ownership	100.000	Nationwide Mutual Insurance Company	
0140	Nationwide		46-3888719	4593603		0	NW-Park 288, LLC	OH	NIA	NW REI, LLC	ownership	100.000	Nationwide Mutual Insurance Company	
0140	Nationwide		45-5388656	4591485		0	NW-Park Memorial, LLC	OH	NIA	NW REI, LLC	ownership	100.000	Nationwide Mutual Insurance Company	
0140	Nationwide		47-1740812	4809966		0	NW-Peachtree, LLC	OH	NIA	NW REI, LLC	ownership	100.000	Nationwide Mutual Insurance Company	
0140	Nationwide		46-2469044	4591494		0	NW-Portales, LLC	OH	NIA	NW REI, LLC	ownership	100.000	Nationwide Mutual Insurance Company	
0140	Nationwide		47-2449044	4810113		0	NW-Promenade at Madison, LLC	OH	NIA	NW REI, LLC	ownership	100.000	Nationwide Mutual Insurance Company	
0140	Nationwide		81-1603024	4981086		0	NW REI (NLAIC), LLC	OH	NIA	Nationwide Life and Annuity Insurance Company	ownership	100.000	Nationwide Mutual Insurance Company	

SCHEDULE Y

PART 1A - DETAIL OF INSURANCE HOLDING COMPANY SYSTEM

1	2	3	4	5	6	7	8	9	10	11	12	13	14	15
Group Code	Group Name	NAIC Company Code	ID Number	Federal RSSD	CIK	Name of Securities Exchange if Public Traded (U.S. or International)	Name of Parent, Subsidiaries or Affiliates	Domi-ciliary Locatio n	Relationship to Reporting Entity	Directly Controlled by (Name of Entity/Person)	Type of Control (Ownership, Board, Management, Attorney-in-Fact, Influence, Other)	If Control is Ownership Provide Percentage	Ultimate Controlling Entity(ies)/Person(s)	*
0140	Nationwide		81-1619428	4981107		0	NW REI (NLIC), LLC	OH	NIA	Nationwide Life Insurance Company	ownership	100.000	Nationwide Mutual Insurance Company	
0140	Nationwide		81-1861190			0	NW REI (NMFIC), LLC	OH	NIA	Nationwide Mutual Fire Insurance Company	ownership	100.000	Nationwide Mutual Insurance Company	
0140	Nationwide		45-5159117	4593573		0	NW-South Park, LLC	OH	NIA	NW REI, LLC	ownership	100.000	Nationwide Mutual Insurance Company	
0140	Nationwide		27-4749587	4593582		0	NW-Taylor Farmer Jack, LLC	OH	NIA	NW REI, LLC	ownership	100.000	Nationwide Mutual Insurance Company	
0140	Nationwide		46-1100378	4591524		0	NW-Triangle, LLC	OH	NIA	NW REI, LLC	ownership	100.000	Nationwide Mutual Insurance Company	
0140	Nationwide		46-5764783	4809939		0	NW-Tysons, LLC	OH	NIA	NW REI, LLC	ownership	100.000	Nationwide Mutual Insurance Company	
0140	Nationwide		46-1077615	4593591		0	NW-West Ave., LLC	OH	NIA	NW REI, LLC	ownership	100.000	Nationwide Mutual Insurance Company	
0140	Nationwide		46-4992444	4671800		0	NW-Windcross, LLC	OH	NIA	NW REI, LLC	ownership	100.000	Nationwide Mutual Insurance Company	
0140	Nationwide		31-0947092	4590479		0	OCH Company, LLC	OH	NIA	Nationwide Realty Investors, Ltd	ownership	100.000	Nationwide Mutual Insurance Company	
0140	Nationwide		31-0947092	4590442		0	Ohio Center Hotel Company Limited	OH	NIA	Nationwide Realty Investors, Ltd.	ownership	55.250	Nationwide Mutual Insurance Company	1
0140	Nationwide		31-0947092	4590442		0	Ohio Center Hotel Company Limited	OH	NIA	OCH Company, LLC	ownership	1.000	Nationwide Mutual Insurance Company	1
0140	Nationwide		26-0263012	n/a		0	Old Track Street Owners Association, Inc.	OH	OTH	Other non-Nationwide	n/a		Other non-Nationwide	2
0140	Nationwide	13999	27-1712056	4286914		0	Olentangy Reinsurance, LLC	VT	IA	Nationwide Life and Annuity Insurance Company	ownership	100.000	Nationwide Mutual Insurance Company	
0140	Nationwide		47-1923444	4809975		0	On Your Side Nationwide Insurance Agency, Inc.	OH	OTH	Nationwide Mutual Insurance Company	ownership	100.000	Nationwide Mutual Insurance Company	2
0140	Nationwide		n/a	4596462		0	OYS Fund LLC	DE	OTH	Nationwide Mutual Insurance Company	ownership	100.000	Nationwide Mutual Insurance Company	2
0140	Nationwide		n/a	4596480		0	Park 288 Industrial, LLC	TX	NIA	Nationwide Mutual Insurance Company	Investor member / no control	95.000	other non-Nationwide	1
0140	Nationwide		31-1486309	4590358		0	Perimeter A, Ltd	OH	NIA	Nationwide Realty Investors, Ltd	ownership	100.000	Nationwide Mutual Insurance Company	
0140	Nationwide		n/a	4564032		0	Polyphony Fund LLC	DE	NIA	Nationwide Mutual Insurance Company	ownership	100.000	Nationwide Mutual Insurance Company	
0140	Nationwide		39-1907217	4287201		0	Premier Agency, Inc.	IA	NIA	ALLIED Group, Inc.	ownership	100.000	Nationwide Mutual Insurance Company	
0140	Nationwide		75-2938844	4287005		0	Registered Investment Advisors Services, Inc.	TX	NIA	Nationwide Financial Services, Inc.	ownership	100.000	Nationwide Mutual Insurance Company	
0140	Nationwide		82-0549218	4288244		0	Retention Alternatives Ltd	BMU	IA	Nationwide Mutual Fire Insurance Company	ownership	100.000	Nationwide Mutual Insurance Company	
0140	Nationwide		n/a	4595278		0	Riverview Diversified Opportunities, LLC	DE	OTH	Nationwide Mutual Insurance Company	ownership		Nationwide Mutual Insurance Company	2
0140	Nationwide		n/a	4595278		0	Riverview Diversified Opportunities, LLC	DE	OTH	Nationwide Mutual Fire Insurance Company	ownership		Nationwide Mutual Insurance Company	2
0140	Nationwide		n/a	4595278		0	Riverview Diversified Opportunities, LLC	DE	OTH	Nationwide Life Insurance Company	ownership		Nationwide Mutual Insurance Company	2
0140	Nationwide		22-3655264	4286530		0	Riverview International Group, Inc.	DE	NIA	NWD Investment Management, Inc.	ownership	100.000	Nationwide Mutual Insurance Company	
0140	Nationwide		n/a	4595287		0	Riverview Multi Series Fund, LL - Class Event	DE	OTH	Nationwide Mutual Insurance Company	ownership	100.000	Nationwide Mutual Insurance Company	2
0140	Nationwide		n/a	4595335		0	Riverview Multi Series Fund, LL - Class N	DE	OTH	Nationwide Mutual Insurance Company	ownership	100.000	Nationwide Mutual Insurance Company	2
0140	Nationwide	15580	31-1117969	4288002		0	Scottsdale Indemnity Company	OH	IA	Nationwide Mutual Insurance Company	ownership	100.000	Nationwide Mutual Insurance Company	
0140	Nationwide	41297	31-1024978	3091988		0	Scottsdale Insurance Company	OH	UDP	Nationwide Mutual Insurance Company	ownership	100.000	Nationwide Mutual Insurance Company	

SCHEDULE Y

PART 1A - DETAIL OF INSURANCE HOLDING COMPANY SYSTEM

1	2	3	4	5	6	7	8	9	10	11	12	13	14	15
Group Code	Group Name	NAIC Company Code	ID Number	Federal RSSD	CIK	Name of Securities Exchange if Public Traded (U.S. or International)	Name of Parent, Subsidiaries or Affiliates	Domi-ciliary Locatio n	Relationship to Reporting Entity	Directly Controlled by (Name of Entity/Person)	Type of Control (Ownership, Board, Management, Attorney-in-Fact, Influence, Other)	If Control is Ownership Provide Percentage	Ultimate Controlling Entity(ies)/Person(s)	*
0140	Nationwide	10672	86-0835870	4287649		0	Scottsdale Surplus Lines Insurance Company	AZ	IA	Scottsdale Insurance Company	ownership	100.000	Nationwide Mutual Insurance Company	
0140	Nationwide		31-1486309	4590303		0	Streets of Toringdon, LLC	OH	NIA	Nationwide Realty Investors, Ltd	ownership	100.000	Nationwide Mutual Insurance Company	
0140	Nationwide		91-2158214	n/a		0	The Hideaway Club	CA	OTH	Other non-Nationwide	n/a		Other non-Nationwide	2
0140	Nationwide		86-1094799	n/a		0	The Hideaway Owners Association	CA	OTH	Other non-Nationwide	n/a		Other non-Nationwide	2
0140	Nationwide		20-3541511	n/a		0	The Madison Club	CA	OTH	Other non-Nationwide	n/a		Other non-Nationwide	2
0140	Nationwide		20-3541507	n/a		0	The Madison Club Owners Association	CA	OTH	Other non-Nationwide	n/a		Other non-Nationwide	2
0140	Nationwide		31-1610040			0	The Waterfront Partners, LLC	OH	NIA	Nationwide Realty Investors, Ltd	ownership	50.000	Nationwide Mutual Insurance Company	1
0140	Nationwide		52-2031677	4287751		0	THI Holdings (Delaware), Inc.	DE	NIA	Nationwide Mutual Insurance Company	ownership	100.000	Nationwide Mutual Insurance Company	
0140	Nationwide		74-2825853	4287863		0	Titan Auto Insurance of New Mexico, Inc.	NM	IA	THI Holdings (Delaware), Inc.	ownership	100.000	Nationwide Mutual Insurance Company	
0140	Nationwide	13242	74-2286759	4287797		0	Titan Indemnity Company	TX	IA	THI Holdings (Delaware), Inc.	ownership	100.000	Nationwide Mutual Insurance Company	
0140	Nationwide	36269	86-0619597	4287845		0	Titan Insurance Company	MI	IA	Titan Indemnity Company	ownership	100.000	Nationwide Mutual Insurance Company	
0140	Nationwide		75-1284530	4287890		0	Titan Insurance Services, Inc.	TX	NIA	THI Holdings (Delaware), Inc.	ownership	100.000	Nationwide Mutual Insurance Company	
0140	Nationwide		33-0160222	4653196		0	V.P.I. Services, Inc.	CA	NIA	Veterinary Pet Insurance Company	ownership	100.000	Nationwide Mutual Insurance Company	
0140	Nationwide	42285	95-3750113	4287685		0	Veterinary Pet Insurance Company	OH	RE	Scottsdale Insurance Company	ownership	100.000	Nationwide Mutual Insurance Company	
0140	Nationwide	10644	34-1785903	4287911		0	Victoria Automobile Insurance Company	OH	IA	Victoria Fire & Casualty Insurance Company	ownership	100.000	Nationwide Mutual Insurance Company	
0140	Nationwide	42889	34-1394913	4287827		0	Victoria Fire & Casualty Company	OH	IA	THI Holdings (Delaware), Inc.	ownership	100.000	Nationwide Mutual Insurance Company	
0140	Nationwide	10778	34-1842604	4287920		0	Victoria National Insurance Company	OH	IA	Victoria Fire & Casualty Insurance Company	ownership	100.000	Nationwide Mutual Insurance Company	
0140	Nationwide	10105	34-1777972	4287939		0	Victoria Select Insurance Company	OH	IA	Victoria Fire & Casualty Insurance Company	ownership	100.000	Nationwide Mutual Insurance Company	
0140	Nationwide	10777	34-1842602	4287948		0	Victoria Specialty Insurance Company	OH	IA	Victoria Fire & Casualty Insurance Company	ownership	100.000	Nationwide Mutual Insurance Company	
0140	Nationwide	37150	86-0561941	4287667		0	Western Heritage Insurance Company	AZ	IA	Scottsdale Insurance Company	ownership	100.000	Nationwide Mutual Insurance Company	
0140	Nationwide		n/a	4613341		0	Westport Capital Partners II	CT	OTH	Nationwide Mutual Insurance Company Nationwide Defined Benefit Master Trust	Investor member / no control	71.000	other non-Nationwide	2
0140	Nationwide		31-1486309	4590321		0	Wilson Road Developers, LLC	OH	NIA	Nationwide Realty Investors, Ltd	ownership	100.000	Nationwide Mutual Insurance Company	
0140	Nationwide		n/a	4613323		0	Zais Zephyr A-4, LLC	DE	OTH	Nationwide Life Insurance Company	limited member / no control	60.000	other non-Nationwide	2

Asteris	Explanation
1	For the purposes of this schedule, Nationwide presumed control of these entities because they are owned by at least 10% and are not wholly-owned by a Nationwide entity.
2	Other ownership indicates a non-ownership circumstance by a Nationwide entity.

PART 1 - LOSS EXPERIENCE

Lines of Business	Current Year to Date 1 Direct Premiums Earned	2 Direct Losses Incurred	3 Direct Loss Percentage	4 Prior Year to Date Direct Loss Percentage
1. Fire			0.0	
2. Allied lines			0.0	
3. Farmowners multiple peril			0.0	
4. Homeowners multiple peril			0.0	
5. Commercial multiple peril			0.0	
6. Mortgage guaranty			0.0	
8. Ocean marine			0.0	
9. Inland marine	13,253,891	12,371,275	93.3	74.3
10. Financial guaranty			0.0	
11.1. Medical professional liability - occurrence			0.0	
11.2. Medical professional liability - claims-made			0.0	
12. Earthquake			0.0	
13. Group accident and health			0.0	
14. Credit accident and health			0.0	
15. Other accident and health			0.0	
16. Workers' compensation			0.0	
17.1 Other liability-occurrence			0.0	
17.2 Other liability-claims made			0.0	
17.3 Excess workers' compensation			0.0	
18.1 Products liability-occurrence			0.0	
18.2 Products liability-claims made			0.0	
19.1, 19.2 Private passenger auto liability			0.0	
19.3, 19.4 Commercial auto liability			0.0	
21. Auto physical damage			0.0	
22. Aircraft (all perils)			0.0	
23. Fidelity			0.0	
24. Surety			0.0	
26. Burglary and theft			0.0	
27. Boiler and machinery			0.0	
28. Credit			0.0	
29. International			0.0	
30. Warranty			0.0	
31. Reinsurance-nonproportional assumed property	XXX	XXX	XXX	XXX
32. Reinsurance-nonproportional assumed liability	XXX	XXX	XXX	XXX
33. Reinsurance-nonproportional assumed financial lines	XXX	XXX	XXX	XXX
34. Aggregate write-ins for other lines of business	0	0	0.0	
35. Totals	13,253,891	12,371,275	93.3	74.3
DETAILS OF WRITE-INS				
3401.			0.0	
3402.			0.0	
3403.			0.0	
3498. Sum. of remaining write-ins for Line 34 from overflow page	0	0	0.0	XXX
3499. Totals (Lines 3401 thru 3403 plus 3498) (Line 34)	0	0	0.0	

PART 2 - DIRECT PREMIUMS WRITTEN

Lines of Business	1 Current Quarter	2 Current Year to Date	3 Prior Year Year to Date
1. Fire			
2. Allied lines			
3. Farmowners multiple peril			
4. Homeowners multiple peril			
5. Commercial multiple peril			
6. Mortgage guaranty			
8. Ocean marine			
9. Inland marine	15,609,635	15,609,635	13,368,688
10. Financial guaranty			
11.1 Medical professional liability - occurrence			
11.2 Medical professional liability - claims made			
12. Earthquake			
13. Group accident and health			
14. Credit accident and health			
15. Other accident and health			
16. Workers' compensation			
17.1 Other liability-occurrence			
17.2 Other liability-claims made			
17.3 Excess workers' compensation			
18.1 Products liability-occurrence			
18.2 Products liability-claims made			
19.1 19.2 Private passenger auto liability			
19.3 19.4 Commercial auto liability			
21. Auto physical damage			
22. Aircraft (all perils)			
23. Fidelity			
24. Surety			
26. Burglary and theft			
27. Boiler and machinery			
28. Credit			
29. International			
30. Warranty			
31. Reinsurance-nonproportional assumed property	XXX	XXX	XXX
32. Reinsurance-nonproportional assumed liability	XXX	XXX	XXX
33. Reinsurance-nonproportional assumed financial lines	XXX	XXX	XXX
34. Aggregate write-ins for other lines of business	0	0	0
35. Totals	15,609,635	15,609,635	13,368,688
DETAILS OF WRITE-INS			
3401.			
3402.			
3403.			
3498. Sum. of remaining write-ins for Line 34 from overflow page	0	0	0
3499. Totals (Lines 3401 thru 3403 plus 3498) (Line 34)	0	0	0

PART 3 (000 omitted)

LOSS AND LOSS ADJUSTMENT EXPENSE RESERVES SCHEDULE

Years in Which Losses Occurred	1 Prior Year-End Known Case Loss and LAE Reserves	2 Prior Year-End IBNR Loss and LAE Reserves	3 Total Prior Year-End Loss and LAE Reserves (Cols. 1 + 2)	4 2016 Loss and LAE Payments on Claims Reported as of Prior Year-End	5 2016 Loss and LAE Payments on Claims Unreported as of Prior Year-End	6 Total 2016 Loss and LAE Payments (Cols. 4 + 5)	7 Q.S. Date Known Case Loss and LAE Reserves on Claims Reported and Open as of Prior Year-End	8 Q.S. Date Known Case Loss and LAE Reserves on Claims Reported or Reopened Subsequent to Prior Year-End	9 Q.S. Date IBNR Loss and LAE Reserves	10 Total Q.S. Loss and LAE Reserves (Cols. 7 + 8 + 9)	11 Prior Year-End Known Case Loss and LAE Reserves Developed (Savings)/Deficiency (Cols. 4 + 7 minus Col. 1)	12 Prior Year-End IBNR Loss and LAE Reserves Developed (Savings)/Deficiency (Cols. 5 + 8 + 9 minus Col. 2)	13 Prior Year-End Total Loss and LAE Reserve Developed (Savings)/Deficiency (Cols. 11 + 12)
1. 2013 + Prior		2,521	2,521	2,521		2,521				0	2,521	(2,521)	0
2. 2014		2,767	2,767	2,767		2,767				0	2,767	(2,767)	0
3. Subtotals 2014 + Prior	0	5,288	5,288	5,288	0	5,288	0	0	0	0	5,288	(5,288)	0
4. 2015		24,165	24,165	24,165		24,165				0	24,165	(24,165)	0
5. Subtotals 2015 + Prior	0	29,453	29,453	29,453	0	29,453	0	0	0	0	29,453	(29,453)	0
6. 2016	XXX	XXX	XXX	XXX		0	XXX			0	XXX	XXX	XXX
7. Totals	0	29,453	29,453	29,453	0	29,453	0	0	0	0	29,453	(29,453)	0
8. Prior Year-End's Surplus As Regards Policyholders	99,639										Col. 11, Line 7 As % of Col. 1, Line 7	Col. 12, Line 7 As % of Col. 2, Line 7	Col. 13, Line 7 As % of Col. 3, Line 7
											1. 0.0 %	2. (100.0)%	3. 0.0 %
													Col. 13, Line 7 Line 8
													4. 0.0 %

SUPPLEMENTAL EXHIBITS AND SCHEDULES INTERROGATORIES

The following supplemental reports are required to be filed as part of your statement filing. However, in the event that your company does not transact the type of business for which the special report must be filed, your response of NO to the specific interrogatory will be accepted in lieu of filing a "NONE" report and a bar code will be printed below. If the supplement is required of your company but is not being filed for whatever reason, enter SEE EXPLANATION and provide an explanation following the interrogatory questions.

		Response
1.	Will the Trusteed Surplus Statement be filed with the state of domicile and the NAIC with this statement?	NO
2.	Will Supplement A to Schedule T (Medical Professional Liability Supplement) be filed with this statement?	NO
3.	Will the Medicare Part D Coverage Supplement be filed with the state of domicile and the NAIC with this statement?	NO
4.	Will the Director and Officer Insurance Coverage Supplement be filed with the state of domicile and the NAIC with this statement?	NO

Explanation:

1. The data for this supplement is not required to be filed.
2. The data for this supplement is not required to be filed.
3. The data for this supplement is not required to be filed.
4. The data for this supplement is not required to be filed.

Bar Code:

4228520164900001

4228520164550001

4228520163650001

4228520165050001

Overflow Page for Write-Ins

NONE

SCHEDULE A - VERIFICATION

Real Estate

NONE

	1 Year to Date	2 Prior Year Ended December 31
1. Book/adjusted carrying value, December 31 of prior year	0	
2. Cost of acquired:		
2.1 Actual cost at time of acquisition		
2.2 Additional investment made after acquisition		
3. Current year change in encumbrances		
4. Total gain (loss) on disposals		
5. Deduct amounts received on disposals		
6. Total foreign exchange change in book/adjusted carrying value		
7. Deduct current year's other-than-temporary impairment recognized		
8. Deduct current year's depreciation		
9. Book/adjusted carrying value at end of current period (Lines 1+2+3+4-5+6-7-8)	0	0
10. Deduct total nonadmitted amounts		
11. Statement value at end of current period (Line 9 minus Line 10)	0	0

SCHEDULE B - VERIFICATION

Mortgage Loans

NONE

	1 Year to Date	2 Prior Year Ended December 31
1. Book value/recorded investment excluding accrued interest, December 31 of prior year	0	
2. Cost of acquired:		
2.1 Actual cost at time of acquisition		
2.2 Additional investment made after acquisition		
3. Capitalized deferred interest and other		
4. Accrual of discount		
5. Unrealized valuation increase (decrease)		
6. Total gain (loss) on disposals		
7. Deduct amounts received on disposals		
8. Deduct amortization of premium and mortgage interest points and commitment fees		
9. Total foreign exchange change in book value/recorded investment excluding accrued interest		
10. Deduct current year's other-than-temporary impairment recognized		
11. Book value/recorded investment excluding accrued interest at end of current period (Lines 1+2+3+4+5+6-7-8+9-10)	0	0
12. Total valuation allowance		
13. Subtotal (Line 11 plus Line 12)	0	0
14. Deduct total nonadmitted amounts		
15. Statement value at end of current period (Line 13 minus Line 14)	0	0

SCHEDULE BA - VERIFICATION

Other Long-Term Invested Assets

NONE

	1 Year to Date	2 Prior Year Ended December 31
1. Book/adjusted carrying value, December 31 of prior year	0	
2. Cost of acquired:		
2.1 Actual cost at time of acquisition		
2.2 Additional investment made after acquisition		
3. Capitalized deferred interest and other		
4. Accrual of discount		
5. Unrealized valuation increase (decrease)		
6. Total gain (loss) on disposals		
7. Deduct amounts received on disposals		
8. Deduct amortization of premium and depreciation		
9. Total foreign exchange change in book/adjusted carrying value		
10. Deduct current year's other-than-temporary impairment recognized		
11. Book/adjusted carrying value at end of current period (Lines 1+2+3+4+5+6-7-8+9-10)	0	0
12. Deduct total nonadmitted amounts		
13. Statement value at end of current period (Line 11 minus Line 12)	0	0

SCHEDULE D - VERIFICATION

Bonds and Stocks

	1 Year to Date	2 Prior Year Ended December 31
1. Book/adjusted carrying value of bonds and stocks, December 31 of prior year	162,399,122	167,724,814
2. Cost of bonds and stocks acquired	1,001,363	27,334,530
3. Accrual of discount	10,364	146,232
4. Unrealized valuation increase (decrease)	1,135,519	5,587,372
5. Total gain (loss) on disposals	(733,688)	332,923
6. Deduct consideration for bonds and stocks disposed of	74,931,305	24,760,689
7. Deduct amortization of premium	156,333	1,178,547
8. Total foreign exchange change in book/adjusted carrying value		
9. Deduct current year's other-than-temporary impairment recognized	231,788	12,787,513
10. Book/adjusted carrying value at end of current period (Lines 1+2+3+4+5-6-7+8-9)	88,493,254	162,399,122
11. Deduct total nonadmitted amounts	938,297	916,252
12. Statement value at end of current period (Line 10 minus Line 11)	87,554,957	161,482,870

SCHEDULE D - PART 1B

Showing the Acquisitions, Dispositions and Non-Trading Activity

During the Current Quarter for all Bonds and Preferred Stock by NAIC Designation

NAIC Designation	1 Book/Adjusted Carrying Value Beginning of Current Quarter	2 Acquisitions During Current Quarter	3 Dispositions During Current Quarter	4 Non-Trading Activity During Current Quarter	5 Book/Adjusted Carrying Value End of First Quarter	6 Book/Adjusted Carrying Value End of Second Quarter	7 Book/Adjusted Carrying Value End of Third Quarter	8 Book/Adjusted Carrying Value December 31 Prior Year
BONDS								
1. NAIC 1 (a)	113,335,235	30,216,307	81,032,689	562,319	63,081,172			113,335,235
2. NAIC 2 (a)	60,527,912	1,001,363	30,691,191	(5,677,902)	25,160,182			60,527,912
3. NAIC 3 (a)	2,046,250		3,388,258	5,540,947	4,198,939			2,046,250
4. NAIC 4 (a)	442,500		752,854	310,354	0			442,500
5. NAIC 5 (a)					0			
6. NAIC 6 (a)					0			
7. Total Bonds	176,351,897	31,217,670	115,864,992	735,718	92,440,293	0	0	176,351,897
PREFERRED STOCK								
8. NAIC 1					0			
9. NAIC 2					0			
10. NAIC 3					0			
11. NAIC 4					0			
12. NAIC 5					0			
13. NAIC 6					0			
14. Total Preferred Stock	0	0	0	0	0	0	0	0
15. Total Bonds and Preferred Stock	176,351,897	31,217,670	115,864,992	735,718	92,440,293	0	0	176,351,897

(a) Book/Adjusted Carrying Value column for the end of the current reporting period includes the following amount of non-rated short-term and cash equivalent bonds by NAIC designation:
NAIC 1 $.....0; NAIC 2 $.....0; NAIC 3 $.....0; NAIC 4 $.....0; NAIC 5 $.....0; NAIC 6 $.....0.

SCHEDULE DA - PART 1

Short-Term Investments

	1 Book/Adjusted Carrying Value	2 Par Value	3 Actual Cost	4 Interest Collected Year To Date	5 Paid for Accrued Interest Year To Date
9199999	3,056,990	XXX	3,056,990	125	

SCHEDULE DA - VERIFICATION

Short-Term Investments

	1 Year To Date	2 Prior Year Ended December 31
1. Book/adjusted carrying value, December 31 of prior year	13,040,683	7,476,537
2. Cost of short-term investments acquired	30,216,307	40,299,146
3. Accrual of discount		
4. Unrealized valuation increase (decrease)		
5. Total gain (loss) on disposals		
6. Deduct consideration received on disposals	40,200,000	34,735,000
7. Deduct amortization of premium		
8. Total foreign exchange change in book/adjusted carrying value		
9. Deduct current year's other-than-temporary impairment recognized		
10. Book/adjusted carrying value at end of current period (Lines 1+2+3+4+5-6-7+8-9)	3,056,990	13,040,683
11. Deduct total nonadmitted amounts		
12. Statement value at end of current period (Line 10 minus Line 11)	3,056,990	13,040,683

SCHEDULE DB - PART A - VERIFICATION

Options, Caps, Floors, Collars, Swaps and Forwards

NONE

1.	Book/adjusted carrying value, December 31, prior year (Line 9, prior year)	
2.	Cost paid/(consideration received) on additions	
3.	Unrealized valuation increase/(decrease)	
4.	Total gain (loss) on termination recognized	
5.	Considerations received/(paid) on terminations	
6.	Amortization	
7.	Adjustment to the book/adjusted carrying value of hedge item	
8.	Total foreign exchange change in book/adjusted carrying value	
9.	Book/adjusted carrying value at end of current period (Lines 1 + 2 + 3 + 4 - 5 + 6 + 7 + 8)	0
10.	Deduct nonadmitted assets	
11.	Statement value at end of current period (Line 9 minus Line 10)	0

SCHEDULE DB - PART B - VERIFICATION

Futures Contracts

NONE

1.	Book/adjusted carrying value, December 31, prior year (Line 6, prior year)				
2.	Cumulative cash change (Section 1, Broker Name/Net Cash Deposits Footnote - Cumulative Cash Change column)				
3.1	Add:				
	Change in variation margin on open contracts - Highly Effective Hedges:				
3.11	Section 1, Column 15, current year to date minus				
3.12	Section 1, Column 15, prior year		0		
	Change in variation margin on open contracts - All Other:				
3.13	Section 1, Column 18, current year to date minus				
3.14	Section 1, Column 18, prior year		0	0	
3.2	Add:				
	Change in adjustment to basis of hedged item:				
3.21	Section 1, Column 17, current year to date minus				
3.22	Section 1, Column 17, prior year		0		
	Change in amount recognized:				
3.23	Section 1, Column 19, current year to date minus				
3.24	Section 1, Column 19, prior year		0	0	
3.3	Subtotal (Line 3.1 minus Line 3.2)				0
4.1	Cumulative variation margin on terminated contracts during the year				
4.2	Less:				
4.21	Amount used to adjust basis of hedged item				
4.22	Amount recognized		0		
4.3	Subtotal (Line 4.1 minus Line 4.2)				0
5.	Dispositions gains (losses) on contracts terminated in prior year:				
5.1	Total gain (loss) recognized for terminations in prior year				
5.2	Total gain (loss) adjusted into the hedged item(s) for the terminations in prior year				
6.	Book/adjusted carrying value at end of current period (Lines 1 + 2 + 3.3 - 4.3 - 5.1 - 5.2)				0
7.	Deduct nonadmitted assets				
8.	Statement value at end of current period (Line 6 minus Line 7)				0

SCHEDULE DB - PART C - SECTION 1

Replication (Synthetic Asset) Transactions Open as of Current Statement Date

Replication (Synthetic) Asset Transactions								Components of the Replication (Synthetic Asset) Transactions							
								Derivative Instrument(s) Open			Cash Instrument(s) Held				
1	2	3	4	5	6	7	8	9	10	11	12	13	14	15	16
Number	Description	NAIC Designation or Other Description	Notional Amount	Book/Adjusted Carrying Value	Fair Value	Effective Date	Maturity Date	Description	Book/Adjusted Carrying Value	Fair Value	CUSIP	Description	NAIC Desig. or Other Description	Book/Adjusted Carrying Value	Fair Value

NONE

SCHEDULE DB - PART C - SECTION 2

Reconciliation (Synthetic Asset) Transactions Open

	First Quarter		Second Quarter		Third Quarter		Fourth Quarter		Year-To-Date	
	1 Number of Positions	2 Total Replication (Synthetic Asset) Transactions Statement Value	3 Number of Positions	4 Total Replication (Synthetic Asset) Transactions Statement Value	5 Number of Positions	6 Total Replication (Synthetic Asset) Transactions Statement Value	7 Number of Positions	8 Total Replication (Synthetic Asset) Transactions Statement Value	9 Number of Positions	10 Total Replication (Synthetic Asset) Transactions Statement Value
1. Beginning Inventory			0	0	0	0	0	0	0	0
2. Add: Opened or acquired transactions									0	0
3. Add: Increases in replication (synthetic asset) transactions statement value	XXX		XXX		XXX		XXX		XXX	0
4. Less: Closed or disposed of transactions									0	0
5. Less: Positions disposed of for failing effectiveness criteria									0	0
6. Less: Decreases in replication (synthetic asset) transactions statement value	XXX		XXX		XXX		XXX		XXX	0
7. Ending Inventory	0	0	0	0	0	0	0	0	0	0

NONE

SCHEDULE DB - VERIFICATION

Verification of Book/Adjusted Carrying Value, Fair Value and Potential Exposure of all Open Derivative Contracts

		Book/Adjusted Carrying Value Check
1.	Part A, Section 1, Column 14	
2.	Part B, Section 1, Column 15 plus Part B, Section 1 Footnote - Total Ending Cash Balance	
3.	Total (Line 1 plus Line 2)	0
4.	Part D, Section 1, Column 5	
5.	Part D, Section 1, Column 6	
6.	Total (Line 3 minus Line 4 minus Line 5)	0

NONE

		Fair Value Check
7.	Part A, Section 1, Column 16	
8.	Part B, Section 1, Column 13	
9.	Total (Line 7 plus Line 8)	0
10.	Part D, Section 1, Column 8	
11.	Part D, Section 1, Column 9	
12.	Total (Line 9 minus Line 10 minus Line 11)	0

		Potential Exposure Check
13.	Part A, Section 1, Column 21	
14.	Part B, Section 1, Column 20	
15.	Part D, Section 1, Column 11	
16.	Total (Line 13 plus Line 14 minus Line 15)	0

SCHEDULE E- VERIFICATION

Cash Equivalents

	1 Year To Date	2 Prior Year Ended December 31
1. Book/adjusted carrying value, December 31 of prior year	0	
2. Cost of cash equivalents acquired		
3. Accrual of discount		
4. Unrealized valuation increase (decrease)		
5. Total gain (loss) on disposals		
6. Deduct consideration received on disposals		
7. Deduct amortization of premium		
8. Total foreign exchange change in book/ adjusted carrying value		
9. Deduct current year's other-than-temporary impairment recognized		
10. Book/adjusted carrying value at end of current period (Lines 1+2+3+4+5-6-7+8-9)	0	0
11. Deduct total nonadmitted amounts		
12. Statement value at end of current period (Line 10 minus Line 11)	0	0

NONE

SCHEDULE A - PART 2

Showing all Real Estate ACQUIRED AND ADDITIONS MADE During the Current Quarter

1	Location		4	5	6	7	8	9
	2	3						
Description of Property	City	State	Date Acquired	Name of Vendor	Actual Cost at Time of Acquisition	Amount of Encumbrances	Book/Adjusted Carrying Value Less Encumbrances	Additional Investment Made After Acquisition

NONE

QE01

SCHEDULE A - PART 3

Showing all Real Estate DISPOSED During the Quarter, Including Payments During the Final Year on "Sales Under Contract "

1	Location		4	5	6	7	8	Change in Book/Adjusted Carrying Value Less Encumbrances					14	15	16	17	18	19	20
	2	3						9	10	11	12	13							
Description of Property	City	State	Disposal Date	Name of Purchaser	Actual Cost	Expended for Additions, Permanent Improvements and Changes in Encumbrances	Book/Adjusted Carrying Value Less Encumbrances Prior Year	Current Year's Depreciation	Current Year's Other-Than-Temporary Impairment Recognized	Current Year's Change in Encumbrances	Total Change in B./A.C.V. (11 - 9 - 10)	Total Foreign Exchange Change in B./A.C.V.	Book/Adjusted Carrying Value Less Encumbrances on Disposal	Amounts Received During Year	Foreign Exchange Gain (Loss) on Disposal	Realized Gain (Loss) on Disposal	Total Gain (Loss) on Disposal	Gross Income Earned Less Interest Incurred on Encumbrances	Taxes, Repairs, and Expenses Incurred

NONE

SCHEDULE B - PART 2

Showing all Mortgage Loans ACQUIRED AND ADDITIONS MADE During the Current Quarter

1	Location		4	5	6	7	8	9
	2	3						
Loan Number	City	State	Loan Type	Date Acquired	Rate of Interest	Actual Cost at Time of Acquisition	Additional Investment Made After Acquisition	Value of Land and Buildings

NONE

SCHEDULE B - PART 3

Showing all Mortgage Loans DISPOSED, Transferred or Repaid During the Current Quarter

1	Location		4	5	6	7	Change in Book Value/Recorded Investment						14	15	16	17	18
	2	3					8	9	10	11	12	13					
Loan Number	City	State	Loan Type	Date Acquired	Disposal Date	Book Value/Recorded Investment Excluding Accrued Interest Prior Year	Unrealized Valuation Increase (Decrease)	Current Year's (Amortization) / Accretion	Current Year's Other-Than-Temporary Impairment Recognized	Capitalized Deferred Interest and Other	Total Change in Book Value (8 + 9 - 10 + 11)	Total Foreign Exchange Change in Book Value	Book Value / Recorded Investment Excluding Accrued Interest on Disposal	Consideration	Foreign Exchange Gain (Loss) on Disposal	Realized Gain (Loss) on Disposal	Total Gain (Loss) on Disposal

NONE

SCHEDULE BA - PART 2

Showing Other Long-Term Invested Assets ACQUIRED AND ADDITIONS MADE During the Current Quarter

1	2	Location		5	6	7	8	9	10	11	12	13
		3	4									
CUSIP Identification	Name or Description	City	State	Name of Vendor or General Partner	NAIC Desig-nation	Date Originally Acquired	Type and Strategy	Actual Cost at Time of Acquisition	Additional Investment Made after Acquisition	Amount of Encumbrances	Commitment for Additional Investment	Percentage of Ownership

NONE

QE03

SCHEDULE BA - PART 3

Showing Other Long-Term Invested Assets DISPOSED, Transferred or Repaid During the Current Quarter

1	2	Location		5	6	7	8	Changes in Book/Adjusted Carrying Value						15	16	17	18	19	20
		3	4					9	10	11	12	13	14						
CUSIP Identification	Name or Description	City	State	Name of Purchaser or Nature of Disposal	Date Originally Acquired	Disposal Date	Book/Adjusted Carrying Value Less Encumbrances, Prior Year	Unrealized Valuation Increase (Decrease)	Current Year's (Depreciation) or (Amortization) / Accretion	Current Year's Other-Than-Temporary Impairment Recognized	Capitalized Deferred Interest and Other	Total Change in B./A.C.V. (9+10-11+12)	Total Foreign Exchange Change in B./A.C.V.	Book/Adjusted Carrying Value Less Encumbrances on Disposal	Consideration	Foreign Exchange Gain (Loss) on Disposal	Realized Gain (Loss) on Disposal	Total Gain (Loss) on Disposal	Investment Income

NONE

SCHEDULE D - PART 3

Show all Long-Term Bonds and Stock Acquired During the Current Quarter

1 CUSIP Identification	2 Description	3 Foreign	4 Date Acquired	5 Name of Vendor	6 Number of Shares of Stock	7 Actual Cost	8 Par Value	9 Paid for Accrued Interest and Dividends	10 NAIC Designation or Market Indicator (a)
Bonds - Industrial and Miscellaneous									
00206R CV 2	AT&T Inc Sr Nt 2.400% 03/15/17		03/21/2016	Tax Free Exchange		1,001,363	1,000,000	400	2FE
3899999. Total Bonds - Industrial and Miscellaneous						1,001,363	1,000,000	400	XXX
8399997. Total Bonds - Part 3						1,001,363	1,000,000	400	XXX
8399999. Total Bonds						1,001,363	1,000,000	400	XXX
9999999. Total Bonds, Preferred and Common Stocks						1,001,363	XXX	400	XXX

(a) For all common stock bearing the NAIC market indicator "U" provide: the number of such issues: 0.

SCHEDULE D - PART 4

Show All Long-Term Bonds and Stock Sold, Redeemed or Otherwise Disposed of During the Current Quarter

1	2	3	4	5	6	7	8	9	10	Change in Book/Adjusted Carrying Value 11	12	13	14	15	16	17	18	19	20	21	22
CUSIP Identification	Description	Foreign	Disposal Date	Name of Purchaser	Number of Shares of Stock	Consideration	Par Value	Actual Cost	Prior Year Book/Adjusted Carrying Value	Unrealized Valuation Increase/ (Decrease)	Current Year's (Amortization)/ Accretion	Current Year's Other-Than-Temporary Impairment Recognized	Total Change in B./A.C.V. (11+12-13)	Total Foreign Exchange Change in B./A.C.V.	Book/Adjusted Carrying Value at Disposal Date	Foreign Exchange Gain (Loss) on Disposal	Realized Gain (Loss) on Disposal	Total Gain (Loss) on Disposal	Bond Interest / Stock Dividends Received During Year	Stated Contractual Maturity Date	NAIC Designation or Market Indicator (a)
Bonds - U.S. Government																					
36200H 6R 0	GNMA Pool #602180 5.000% 02/15/18	.	03/01/2016.	Paydown		1,999	1,999	2,050	2,010		(11)		(11)		1,999			0	17	02/15/2018	1
36200M PW 7	GNMA Pool #604437 5.000% 07/15/18	.	03/01/2016.	Paydown		4,895	4,895	5,048	4,933		(39)		(39)		4,895			0	40	07/15/2018	1
36201T N7 8	GNMA Pool #592714 5.000% 04/15/18	.	03/01/2016.	Paydown		2,521	2,521	2,580	2,534		(13)		(13)		2,521			0	23	04/15/2018	1
36202S XE 3	GNMA Pool #608277 4.500% 09/15/18	.	03/01/2016.	Paydown		2,713	2,713	2,733	2,716		(3)		(3)		2,713			0	19	09/15/2018	1
36202U 3X 9	GNMA Pool #610214 4.500% 05/15/18	.	03/01/2016.	Paydown		4,417	4,417	4,438	4,416				0		4,417			0	33	05/15/2018	1
36213F D3 4	GNMA Pool #552822 5.500% 10/15/32	.	03/01/2016.	Paydown		1,008	1,008	1,052	1,047		(39)		(39)		1,008			0	13	10/15/2032	1
36295W LC 9	GNMA Pool #682623 5.500% 06/15/38	.	03/01/2016.	Paydown		13,210	13,210	13,249	13,246		(36)		(36)		13,210			0	146	06/15/2038	1
742651 DU 3	Private Export Funding Corp Nt 2.250%	.	01/01/2016.	Scottsdale		5,036,865	5,000,000	5,083,800	5,069,743				0		5,069,743		(32,878)	(32,878)	33,125	03/15/2020	1FE
0599999. Total Bonds - U.S Government						5,067,628	5,030,763	5,114,950	5,100,645	0	(141)	0	(141)	0	5,100,506	0	(32,878)	(32,878)	33,416	XXX	XXX
Bonds - U.S. Special Revenue and Special Assessment																					
31283K 4D 7	FHLMC Gold PC Pool #G11720 4.500% 08/1	.	03/01/2016.	Paydown		4,976	4,976	5,160	5,078		(102)		(102)		4,976			0	36	08/15/2020	1
3128GX 4R 4	FHLMC Pool #E93532 5.500% 01/15/18	.	03/01/2016.	Paydown		1,884	1,884	1,945	1,899		(14)		(14)		1,884			0	17	01/15/2018	1
3128LX S7 6	FHLMC Giant Pool #G02342 5.000% 10/15/	.	03/01/2016.	Paydown		2,491	2,491	2,488	2,488		4		4		2,491			0	20	10/15/2036	1
3128MB RK 5	FHLMC Giant Pool #G12990 4.500% 07/15/	.	03/01/2016.	Paydown		13,157	13,157	13,729	13,421		(264)		(264)		13,157			0	100	07/15/2019	1
3132GR ZW 4	FGLMC Pool #Q06757 3.500% 03/15/42	.	01/01/2016.	Scottsdale		5,674,149	5,505,344	5,686,849	5,675,565				0		5,675,565		(1,416)	(1,416)	16,057	03/15/2042	1
3132GT JE 8	FHLMC Pool #Q08061 3.500% 05/15/42	.	03/01/2016.	Paydown		57,969	57,969	59,839	59,764		(1,795)		(1,795)		57,969			0	338	05/15/2042	1
3134G3 X3 9	FHLMC Deb 2.125% 11/21/22	.	01/01/2016.	Scottsdale		6,836,235	7,000,000	6,584,844	6,653,923				0		6,653,923		182,312	182,312	16,528	11/21/2022	1
31371K 3A 7	FNMA Pool #254693 5.500% 04/25/33	.	03/01/2016.	Paydown		1,697	1,697	1,695	1,695		2		2		1,697			0	18	04/25/2033	1
31371M GA 9	FNMA Pool #255893 5.500% 09/25/25	.	03/01/2016.	Paydown		2,464	2,464	2,446	2,448		16		16		2,464			0	22	09/25/2025	1
31385B HR 9	FNMA Pool #539440 5.500% 04/25/29	.	03/01/2016.	Paydown		1,029	1,029	1,018	1,019		10		10		1,029			0	9	04/25/2029	1
31385J NS 3	FNMA Pool #545901 5.000% 09/25/17	.	03/01/2016.	Paydown		1,714	1,714	1,760	1,721		(7)		(7)		1,714			0	15	09/25/2017	1
3138A8 JE 7	FNMA Pool #AH6560 4.000% 02/25/41	.	03/01/2016.	Paydown		61,508	61,508	61,955	61,931		(423)		(423)		61,508			0	407	02/25/2041	1
3138E0 DM 8	FNMA Pool #AJ7307 3.500% 01/25/42	.	03/01/2016.	Paydown		13,918	13,918	14,275	14,257		(339)		(339)		13,918			0	81	01/25/2042	1
3138M4 D8 2	FNMA Pool #AP1026 3.000% 07/25/42	.	03/01/2016.	Paydown		39,582	39,582	41,166	41,064		(1,482)		(1,482)		39,582			0	124	07/25/2042	1
3138M8 AH 6	FNMA Pool #AP4507 3.000% 09/25/42	.	03/01/2016.	Paydown		40,133	40,133	41,259	41,186		(1,053)		(1,053)		40,133			0	190	09/25/2042	1
3138YY DT 7	FNMA Pool #AZ6413 3.000% 11/25/45	.	01/01/2016.	Scottsdale		3,992,704	3,989,242	4,061,858	4,061,460				0		4,061,460		(68,756)	(68,756)	9,973	11/25/2045	1
31397N 2X 2	FNMA REMIC Ser 2009-44 Cl AC 4.000% 12	.	03/01/2016.	Paydown		4,193	4,193	4,317	4,201		(8)		(8)		4,193			0	29	12/25/2023	1
31397N VS 1	FNMA REMIC Ser 2005-38 Cl DA 4.000% 10	.	03/01/2016.	Paydown		10,026	10,026	10,377	10,098		(72)		(72)		10,026			0	64	10/25/2019	1
31398E AB 0	FHLMC REMIC Ser 3544 Cl KA 4.500% 09/1	.	01/01/2016.	Paydown		1,218	1,218	1,252	1,218				0		1,218			0	5	09/15/2023	1
31400D A7 7	FNMA Pool #684130 5.500% 01/25/18	.	03/01/2016.	Paydown		4,442	4,442	4,452	4,433		9		9		4,442			0	34	01/25/2018	1
31402U QW 5	FNMA Pool #738569 8.000% 12/25/25	.	03/01/2016.	Paydown		1,039	1,039	1,107	1,092		(53)		(53)		1,039			0	14	12/25/2025	1
31404C QG 8	FNMA Pool #764655 8.000% 09/25/28	.	03/01/2016.	Paydown		1,912	1,912	2,033	2,011		(99)		(99)		1,912			0	26	09/25/2028	1
31410U 3F 7	FNMA Pool #898198 6.000% 11/25/36	.	03/01/2016.	Paydown		2,680	2,680	2,703	2,702		(22)		(22)		2,680			0	18	11/25/2036	1
31413S HB 3	FNMA Pool #953926 5.500% 12/25/37	.	03/01/2016.	Paydown		3,111	3,111	3,146	3,143		(32)		(32)		3,111			0	27	12/25/2037	1
31414J AA 1	FNMA Pool #967201 5.500% 12/25/37	.	03/01/2016.	Paydown		796	796	804	804		(8)		(8)		796			0	9	12/25/2037	1

SCHEDULE D - PART 4

Show All Long-Term Bonds and Stock Sold, Redeemed or Otherwise Disposed of During the Current Quarter

1	2	3	4	5	6	7	8	9	10	Change in Book/Adjusted Carrying Value 11	12	13	14	15	16	17	18	19	20	21	22
CUSIP Identification	Description	Foreign	Disposal Date	Name of Purchaser	Number of Shares of Stock	Consideration	Par Value	Actual Cost	Prior Year Book/Adjusted Carrying Value	Unrealized Valuation Increase/ (Decrease)	Current Year's (Amortization)/ Accretion	Current Year's Other-Than-Temporary Impairment Recognized	Total Change in B./A.C.V. (11+12-13)	Total Foreign Exchange Change in B./A.C.V.	Book/Adjusted Carrying Value at Disposal Date	Foreign Exchange Gain (Loss) on Disposal	Realized Gain (Loss) on Disposal	Total Gain (Loss) on Disposal	Bond Interest / Stock Dividends Received During Year	Stated Contractual Maturity Date	NAIC Designation or Market Indicator (a)
31417Y BR 7	FNMA Pool #MA0047 4.500% 04/25/19	.	03/01/2016.	Paydown		9,778	9,778	10,163	9,959		(181)		(181)		9,778			0	75	04/25/2019	1
31419B BF 1	FNMA Pool #AE0937 3.500% 02/25/41	.	03/01/2016.	Paydown		43,665	43,665	44,075	44,050		(385)		(385)		43,665			0	250	02/25/2041	1
31419B CT 0	FNMA Pool #AE0981 3.500% 03/25/41	.	03/01/2016.	Paydown		13,747	13,747	14,175	14,154		(406)		(406)		13,747			0	78	03/25/2041	1
452024 CL 4	Illinois Mun Elec Agy Supp Rev 5.000%	.	01/01/2016.	Scottsdale		1,003,350	1,000,000	1,031,570	1,000,370				0		1,000,370		2,980	2,980	20,833	02/01/2024	1FE
3199999. Total Bonds - U.S. Special Revenue and Special Assessment						17,845,567	17,833,715	17,712,460	17,737,154	0	(6,704)	0	(6,704)	0	17,730,447	0	115,120	115,120	65,397	XXX	XXX
Bonds - Industrial and Miscellaneous																					
01741R AE 2	Allegheny Technologies Inc Sr Nt 5.950	.	01/01/2016.	Scottsdale		442,500	750,000	755,055	442,500	310,354			310,354		752,854		(310,354)	(310,354)	20,577	01/15/2021	4FE
02209S AD 5	Altria Group Inc Co Gtd Nt 9.700% 11/1	.	01/01/2016.	Scottsdale		1,202,508	1,000,000	1,229,100	1,091,170				0		1,091,170		111,338	111,338	13,742	11/10/2018	2FE
02361D AP 5	Ameren Illinois Co Sr Nt 3.250% 03/01/	.	01/01/2016.	Scottsdale		1,508,673	1,500,000	1,499,145	1,499,177				0		1,499,177		9,496	9,496	16,250	03/01/2025	1FE
02377U AB 0	American Airlines Inc LBASS PTC Ser 2013	.	01/01/2016.	Scottsdale		1,831,121	1,735,659	1,735,659	1,735,659				0		1,735,659		95,461	95,461	39,616	01/15/2023	2FE
05531F AG 8	BB&T Corp MT Nt Ser A 3.200% 02/16/16	.	02/16/2016.	Maturity		1,000,000	1,000,000	998,610	999,940		60		60		1,000,000			0	13,422	02/16/2016	1FE
09062X AB 9	Biogen Inc Sr Nt 6.875% 03/01/18	.	01/01/2016.	Scottsdale		1,095,419	1,000,000	1,223,310	1,087,853				0		1,087,853		7,566	7,566	22,917	03/01/2018	1FE
124857 AD 5	CBS Corp Co Gtd Nt 5.750% 04/15/20	.	01/01/2016.	Scottsdale		1,109,963	1,000,000	998,770	999,400				0		999,400		110,563	110,563	12,139	04/15/2020	2FE
126650 BP 4	CVS Health Corp ABS PTC Nt 6.036% 12/1	.	03/10/2016.	Redemption 100.0000		11,933	11,933	14,019	13,650		(1,717)		(1,717)		11,933			0	120	12/10/2028	2FE
151020 AE 4	Celgene Corp Sr Nt 3.950% 10/15/20	.	01/01/2016.	Scottsdale		2,098,884	2,000,000	2,080,480	2,055,606				0		2,055,606		43,278	43,278	16,678	10/15/2020	2FE
172967 EV 9	Citigroup Inc Sr Nt 8.500% 05/22/19	.	01/01/2016.	Scottsdale		1,194,237	1,000,000	1,231,220	1,106,631				0		1,106,631		87,606	87,606	9,208	05/22/2019	2FE
233331 AS 6	DTE Energy Co Sr Nt 3.500% 06/01/24	.	01/01/2016.	Scottsdale		2,002,220	2,000,000	1,998,280	1,998,549				0		1,998,549		3,671	3,671	5,833	06/01/2024	2FE
25459H BE 4	DirectTV Holdings/Fin Sr Nt 2.400% 03/	.	03/21/2016.	Tax Free Exchange		1,001,363	1,000,000	1,006,250	1,001,663		(300)		(300)		1,001,363			0	12,400	03/15/2017	2FE
26441C AD 7	Duke Energy Corp Sr Nt 5.050% 09/15/19	.	01/01/2016.	Scottsdale		1,087,797	1,000,000	1,116,680	1,075,364				0		1,075,364		12,433	12,433	14,869	09/15/2019	2FE
26884T AA 0	ERAC USA Finance Company Sr Nt 5.250%	.	01/01/2016.	Scottsdale		1,413,383	1,290,000	1,408,512	1,373,379				0		1,373,379		40,005	40,005	16,931	10/01/2020	2FE
277432 AH 3	Eastman Chem Co Sr Nt 5.500% 11/15/19	.	01/01/2016.	Scottsdale		1,089,037	1,000,000	1,051,970	1,025,520				0		1,025,520		63,517	63,517	7,028	11/15/2019	2FE
29379V AS 2	Enterprise Products Operations Co Gtd Nt	.	01/01/2016.	Scottsdale		1,000,319	1,000,000	1,000,795	1,000,014				0		1,000,014		305	305	13,333	02/01/2016	2FE
31428X BC 9	Fedex Corp Sr Nt 3.200% 02/01/25	.	01/01/2016.	Scottsdale		1,458,956	1,500,000	1,497,675	1,497,893				0		1,497,893		(38,938)	(38,938)	20,000	02/01/2025	2FE
446150 AG 9	Huntington Bancshares Sub Bk Nt 7.000%	.	01/01/2016.	Scottsdale		1,164,464	1,000,000	1,149,220	1,086,156				0		1,086,156		78,308	78,308	3,111	12/15/2020	2FE
46625Y P6 4	JP Morgan Chase Comm Mtg Secs CMBS Ser 2	.	01/01/2016.	Paydown		196,707	196,707	216,017	197,220		(512)		(512)		196,707			0	897	04/15/2043	1FM
58155Q AD 5	McKesson Corp Sr Nt 4.750% 03/01/21	.	01/01/2016.	Scottsdale		1,080,165	1,000,000	996,930	998,236				0		998,236		81,929	81,929	15,833	03/01/2021	2FE
61756U AE 1	Morgan Stanley Cap I CMBS Ser 2007-IQ16	.	03/01/2016.	Paydown		21,449	21,449	24,385	22,453		(1,004)		(1,004)		21,449			0	274	12/12/2049	1FM
61764R BD 9	Morgan Stanley BAML Tr CMBS 2015-C20 Cl	.	01/01/2016.	Scottsdale		4,007,124	4,000,000	4,119,923	4,105,369				0		4,105,369		(98,245)	(98,245)	20,460	02/15/2048	1FM
666807 BA 9	Northrop Grumman Corp Sr Nt 5.050% 08/	.	01/01/2016.	Scottsdale		2,168,970	2,000,000	2,266,080	2,163,865				0		2,163,865		5,105	5,105	42,083	08/01/2019	2FE
69349L AG 3	PNC Bank NA Sub Bk Nt 2.700% 11/01/22	.	01/01/2016.	Scottsdale		1,458,956	1,500,000	1,361,220	1,390,738				0		1,390,738		68,217	68,217	6,750	11/01/2022	1FE
718172 AA 7	Philip Morris Intl Inc Sr Nt 5.650% 05	.	01/01/2016.	Scottsdale		1,091,026	1,000,000	1,115,800	1,042,289				0		1,042,289		48,737	48,737	7,063	05/16/2018	1FE
720198 AD 2	Piedmont Operating Partnership Sr Nt 4	.	01/01/2016.	Scottsdale		1,385,575	1,385,000	1,421,716	1,417,193				0		1,417,193		(31,618)	(31,618)	18,147	03/15/2024	2FE
74153Q AH 5	Pride International Inc Co Gtd Nt 6.87	.	03/11/2016.	Imperial Capital LLC		114,000	150,000	176,624	165,234		(611)		(611)		164,624		(50,624)	(50,624)	6,044	08/15/2020	3FE
758203 AA 1	Reed Elsevier Plc Deb 6.625% 10/15/23	.	01/01/2016.	Scottsdale		1,166,816	1,000,000	1,175,900	1,117,811				0		1,117,811		49,005	49,005	13,986	10/15/2023	2FE
761713 AY 2	Reynolds American Inc Sr Nt 4.850% 09/	.	01/01/2016.	Scottsdale		1,603,488	1,500,000	1,498,830	1,499,047				0		1,499,047		104,441	104,441	21,421	09/15/2023	2FE

SCHEDULE D - PART 4

Show All Long-Term Bonds and Stock Sold, Redeemed or Otherwise Disposed of During the Current Quarter

1	2	3	4	5	6	7	8	9	10	Change in Book/Adjusted Carrying Value					16	17	18	19	20	21	22
										11	12	13	14	15							
CUSIP Identification	Description	Foreign	Disposal Date	Name of Purchaser	Number of Shares of Stock	Consideration	Par Value	Actual Cost	Prior Year Book/Adjusted Carrying Value	Unrealized Valuation Increase/ (Decrease)	Current Year's (Amortization)/ Accretion	Current Year's Other-Than-Temporary Impairment Recognized	Total Change in B./A.C.V. (11+12-13)	Total Foreign Exchange Change in B./A.C.V.	Book/Adjusted Carrying Value at Disposal Date	Foreign Exchange Gain (Loss) on Disposal	Realized Gain (Loss) on Disposal	Total Gain (Loss) on Disposal	Bond Interest / Stock Dividends Received During Year	Stated Contractual Maturity Date	NAIC Designation or Market Indicator (a)
84756N AD 1	Spectra Energy Partners Nt 4.750% 03/1	.	01/01/2016.	Scottsdale		1,937,354	2,000,000	1,995,300	1,996,108				0		1,996,108		(58,754)	(58,754)	27,972	03/15/2024	2FE
90270R BC 7	UBS-Barclays Comm Mort Tr CMBS Ser 2012	.	01/01/2016.	Scottsdale		2,995,788	3,000,000	3,054,844	3,028,941				0		3,028,941		(33,153)	(33,153)	12,664	12/10/2045	1FM
92553P AJ 1	Viacom Inc Sr Nt 3.875% 12/15/21	.	01/01/2016.	Scottsdale		1,769,596	1,800,000	1,955,939	1,908,320				0		1,908,320		(138,723)	(138,723)	3,100	12/15/2021	2FE
941063 AQ 2	Waste Management Inc Co Gtd Nt 4.600%	.	01/01/2016.	Scottsdale		1,466,872	1,360,000	1,521,541	1,468,228				0		1,468,228		(1,356)	(1,356)	20,853	03/01/2021	2FE
94974B FY 1	Wells Fargo & Co Sr Nt 4.100% 06/03/26	.	01/01/2016.	Scottsdale		2,018,788	2,000,000	1,997,940	1,998,157				0		1,998,157		20,631	20,631	6,378	06/03/2026	1FE
008916 AH 1	Agrium Inc Sr Nt 6.750% 01/15/19	I	01/01/2016.	Scottsdale		1,115,383	1,000,000	1,149,660	1,063,745				0		1,063,745		51,638	51,638	31,125	01/15/2019	2FE
73755L AF 4	Potash Corp Saskatchewan Inc Sr Nt 6.5	I	01/01/2016.	Scottsdale		1,131,288	1,000,000	1,201,010	1,086,567				0		1,086,567		44,721	44,721	8,306	05/15/2019	1FE
878742 AY 1	Teck Cominco Ltd Sr Nt 3.750% 02/01/23	I	01/26/2016.	Goldman Sachs & Company		465,000	1,000,000	990,770	462,500	530,862	62		530,924		993,424		(528,424)	(528,424)	18,542	02/01/2023	3FE
03938L AM 6	ArcelorMittal Sr Nt 10.850% 06/01/19	R	01/01/2016.	Scottsdale		937,500	1,000,000	1,274,030	937,500	197,150			197,150		1,134,650		(197,150)	(197,150)	9,042	06/01/2019	3FE
893830 BB 4	Transocean Sedco Forex Inc Co Gtd Nt 6	R	01/01/2016.	Scottsdale		646,250	1,000,000	1,140,010	646,250	449,312			449,312		1,095,562		(449,312)	(449,312)	3,056	12/15/2021	3FE
902133 AM 9	Tyco Electronics Group Sr Nt 3.500% 02	F	01/01/2016.	Scottsdale		1,527,236	1,500,000	1,553,760	1,544,485				0		1,544,485		(17,250)	(17,250)	21,583	02/03/2022	1FE
3899999. Total Bonds - Industrial and Miscellaneous						52,018,108	51,200,748	54,202,979	51,350,380	1,487,678	(4,022)	0	1,483,656	0	52,834,036	0	(815,930)	(815,930)	573,753	XXX	XXX
8399997. Total Bonds - Part 4						74,931,303	74,065,226	77,030,389	74,188,179	1,487,678	(10,867)	0	1,476,811	0	75,664,989	0	(733,688)	(733,688)	672,566	XXX	XXX
8399999. Total Bonds						74,931,303	74,065,226	77,030,389	74,188,179	1,487,678	(10,867)	0	1,476,811	0	75,664,989	0	(733,688)	(733,688)	672,566	XXX	XXX
9999999. Total Bonds, Preferred and Common Stocks						74,931,303	XXX	77,030,389	74,188,179	1,487,678	(10,867)	0	1,476,811	0	75,664,989	0	(733,688)	(733,688)	672,566	XXX	XXX

(a) For all common stock bearing the NAIC market indicator "U" provide: the number of such issues: 0.

SCHEDULE DB - PART A - SECTION 1

Showing all Options, Caps, Floors, Collars, Swaps and Forwards Open as of Current Statement Date

1 Description	2 Description of Items(s) Hedged, Used for Income Generation or Replicated	3 Schedule / Exhibit Identifier	4 Type(s) of Risk(s) (a)	5 Exchange, Counterparty or Central Clearinghouse	6 Trade Date	7 Date of Maturity or Expiration	8 Number of Contracts	9 Notional Amount	10 Strike Price, Rate of Index Received (Paid)	11 Cumulative Prior Year(s) Initial Cost of Premium (Received) Paid	12 Current Year Initial Cost of Premium (Received) Paid	13 Current Year Income	14 Book/Adjusted Carrying Value	15 Code	16 Fair Value	17 Unrealized Valuation Increase (Decrease)	18 Total Foreign Exchange Change in B./A.C.V.	19 Current Year's (Amortization) / Accretion	20 Adjustment to Carrying Value of Hedged Items	21 Potential Exposure	22 Credit Quality of Reference Entity	23 Hedge Effectiveness at Inception and at Year-end (b)

NONE

SCHEDULE DB - PART B - SECTION 1

Futures Contracts Open as of the Current Statement Date

1	2	3	4	5	6	7	8	9	10	11	12	13	14	Highly Effective Hedges			18	19	20	21	22
														15	16	17					
Ticker Symbol	Number of Contracts	Notional Amount	Description	Description of Item(s) Hedged, Used for Income Generation or Replicated	Schedule / Exhibit Identifier	Type(s) of Risk(s) (a)	Date of Maturity or Expiration	Exchange	Trade Date	Transaction Price	Reporting Date Price	Fair Value	Book/Adjusted Carrying Value	Cumulative Variation Margin	Deferred Variation Margin	Change in Variation Margin Gain (Loss) Used to Adjust Basis of Hedged Item	Cumulative Variation Margin for All Other Hedges	Change in Variation Margin Gain (Loss) Recognized in Current Year	Potential Exposure	Hedge Effectiveness at Inception and at Year-end (b)	Value of One (1) Point

NONE

SCHEDULE DB - PART D - SECTION 1

Counterparty Exposure for Derivative Instruments Open as of Current Statement Date

1	2	3	4	Book Adjusted Carrying Value			Fair Value			11	12
				5	6	7	8	9	10		
Description of Exchange, Counterparty or Central Clearinghouse	Master Agreement (Y or N)	Credit Support Annex (Y or N)	Fair Value of Acceptable Collateral	Contracts with Book/Adjusted Carrying Value > 0	Contracts with Book/Adjusted Carrying Value < 0	Exposure Net of Collateral	Contracts with Fair Value > 0	Contracts with Fair Value < 0	Exposure Net of Collateral	Potential Exposure	Off-Balance Sheet Exposure
1. Offset per SSAP No. 64											
2. Net after right of offset per SSAP No. 64				0	0						

NONE

SCHEDULE DB - PART D - SECTION 2

Collateral for Derivative Instruments Open as of Current Statement Date

1 Exchange, Counterparty or Central Clearinghouse	2 Type of Asset Pledged	3 CUSIP Identification	4 Description	5 Fair Value	6 Par Value	7 Book/Adjusted Carrying Value	8 Maturity Date	9 Type of Margin (I, V or IV)

NONE

SCHEDULE DL - PART 1
SECURITIES LENDING COLLATERAL ASSETS

Reinvested Collateral Assets Owned Current Statement Date

1 CUSIP Identification	2 Description	3 Code	4 NAIC Designation / Market Indicator	5 Fair Value	6 Book/Adjusted Carrying Value	7 Maturity Date

General Interrogatories:

1. Total activity for the year: Fair Value $.....0 Book/Adjusted Carrying Value $.....0
2. Average balance for the year: Fair Value $.....0 Book/Adjusted Carrying Value $.....0
3. Reinvested securities lending collateral assets book/adjusted carrying value included in this schedule by NAIC designation:
   NAIC 1: $.....0 NAIC 2: $.....0 NAIC 3: $.....0 NAIC 4: $.....0 NAIC 5: $.....0 NAIC 6: $.....0

NONE

SCHEDULE DL - PART 2
SECURITIES LENDING COLLATERAL ASSETS

Reinvested Collateral Assets Owned Current Statement Date

1 CUSIP Identification	2 Description	3 Code	4 NAIC Designation / Market Indicator	5 Fair Value	6 Book/Adjusted Carrying Value	7 Maturity Date

General Interrogatories:

1. Total activity for the year: Fair Value $.....0 Book/Adjusted Carrying Value $.....0
2. Average balance for the year: Fair Value $.....0 Book/Adjusted Carrying Value $.....0

NONE

SCHEDULE E - PART 1 - CASH

Month End Depository Balances

1	2	3	4	5	Book Balance at End of Each Month During Current Quarter			9
					6	7	8	
Depository	Code	Rate of Interest	Amount of Interest Received During Current Quarter	Amount of Interest Accrued at Current Statement Date	First Month	Second Month	Third Month	*
Open Depositories								
The Bank of New York Mellon ..... New York, NY					853,285	41,200	191,943	XXX
Bank of America ..... Los Angeles, CA					(8,715,604)	8,899,165	(9,002,323)	XXX
0199999. Total Open Depositories	XXX	XXX	0	0	(7,862,318)	8,940,366	(8,810,380)	XXX
0399999. Total Cash on Deposit	XXX	XXX	0	0	(7,862,318)	8,940,366	(8,810,380)	XXX
0599999. Total Cash	XXX	XXX	0	0	(7,862,318)	8,940,366	(8,810,380)	XXX

SCHEDULE E - PART 2 - CASH EQUIVALENTS

Show Investments Owned End of Current Quarter

1 Description	2 Code	3 Date Acquired	4 Rate of Interest	5 Maturity Date	6 Book/Adjusted Carrying Value	7 Amount of Interest Due & Accrued	8 Amount Received During Year

NONE