



PROPERTY AND CASUALTY COMPANIES - ASSOCIATION EDITION

ANNUAL STATEMENT

FOR THE YEAR ENDED DECEMBER 31, 2015
OF THE CONDITION AND AFFAIRS OF THE

FARMERS INSURANCE OF COLUMBUS, INC.

NAIC Group Code 0069 (Current) 0069 (Prior) NAIC Company Code 36889 Employer's ID Number 31-0956373

Organized under the Laws of Country of Domicile Ohio United States of America State of Domicile or Port of Entry Ohio

Incorporated/Organized 04/05/1979 Commenced Business 06/08/1979

Statutory Home Office 2500 Farmers Drive, Suite 200 Columbus, OH, US 43235 (Street and Number) (City or Town, State, Country and Zip Code)

Main Administrative Office 2500 Farmers Drive, Suite 200 Columbus, OH, US 43235 (Street and Number) (City or Town, State, Country and Zip Code) 614-602-3046 (Area Code) (Telephone Number)

Mail Address P.O. Box 4402 Woodland Hills, CA, US 91365 (Street and Number or P.O. Box) (City or Town, State, Country and Zip Code)

Primary Location of Books and Records 2500 Farmers Drive, Suite 200 Columbus, OH, US 43235 (Street and Number) (City or Town, State, Country and Zip Code) 323-932-3441 (Area Code) (Telephone Number)

Internet Website Address www.farmers.com

Statutory Statement Contact Joseph Hammond 323-932-3441 (Name) (Area Code) (Telephone Number) joseph_hammond@farmersinsurance.com 323-930-4266 (E-mail Address) (FAX Number)

OFFICERS

President Julia Kay Krouse Vice President, Treasurer Ronald Gregory Myhan Secretary Doren Eugene Hohl

OTHER

Keith George Daly, Vice President Victoria Louise McCarthy, Vice President James Leslie Nutting, Vice President and Actuary Karyn Leigh Williams, Vice President

DIRECTORS OR TRUSTEES

Kenneth Wayne Bentley Thomas David Brown # Gail Nanette Jackson # Ronald Lee Marrone Donald Eugene Rodriguez Janice Gale Scott # John Tsu-Chao Wu


State of Ohio County of Pickering SS:

The officers of this reporting entity being duly sworn, each depose and say that they are the described officers of said reporting entity, and that on the reporting period stated above, all of the herein described assets were the absolute property of the said reporting entity, free and clear from any liens or claims thereon, except as herein stated, and that this statement, together with related exhibits, schedules and explanations therein contained, annexed or referred to, is a full and true statement of all the assets and liabilities and of the condition and affairs of the said reporting entity as of the reporting period stated above, and of its income and deductions therefrom for the period ended, and have been completed in accordance with the NAIC Annual Statement Instructions and Accounting Practices and Procedures manual except to the extent that: (1) state law may differ; or, (2) that state rules or regulations require differences in reporting not related to accounting practices and procedures, according to the best of their information, knowledge and belief, respectively. Furthermore, the scope of this attestation by the described officers also includes the related corresponding electronic filing with the NAIC, when required, that is an exact copy (except for formatting differences due to electronic filing) of the enclosed statement. The electronic filing may be requested by various regulators in lieu of or in addition to the enclosed statement.

Julia Kay Krouse President Doren Eugene Hohl Secretary Ronald Gregory Myhan Vice President, Treasurer

Subscribed and sworn to before me this 19th day of January 2016 Chawntilly Nelson

- a. Is this an original filing? Yes [X] No []
b. If no,
1. State the amendment number
2. Date filed
3. Number of pages attached



State of California County of Los Angeles

A notary public or other officer completing this certificate verifies only the identity of the individual who signed the document to which this certificate is attached, and not the truthfulness, accuracy, or validity of that document.

Subscribed and sworn to (or affirmed) before me on this 15th day of February, 2016, by Date Month Year

(1) Doren Eugene Hohl Name of Signer

proved to me on the basis of satisfactory evidence to be the person who appeared before me,

and

(2) Ronald Gregory Myhan Name of Signer

proved to me on the basis of satisfactory evidence to be the person who appeared before me.

Signature of Notary Public



ANNUAL STATEMENT FOR THE YEAR 2015 OF THE FARMERS INSURANCE OF COLUMBUS, INC.

EXHIBIT OF PREMIUMS AND LOSSES (Statutory Page 14)

NAIC Group Code 0069		BUSINESS IN THE STATE OF California			DURING THE YEAR 2015					NAIC Company Code 36889			
Line of Business		Gross Premiums, Including Policy and Membership Fees, Less Return Premiums and Premiums on Policies not Taken		3 Dividends Paid or Credited to Policyholders on Direct Business	4 Direct Unearned Premium Reserves	5 Direct Losses Paid (deducting salvage)	6 Direct Losses Incurred	7 Direct Losses Unpaid	8 Direct Defense and Cost Containment Expense Paid	9 Direct Defense and Cost Containment Expense Incurred	10 Direct Defense and Cost Containment Expense Unpaid	11 Commissions and Brokerage Expenses	12 Taxes, Licenses and Fees
		1 Direct Premiums Written	2 Direct Premiums Earned										
1.	Fire												
2.1	Allied lines												
2.2	Multiple peril crop												
2.3	Federal flood												
2.4	Private crop												
3.	Farmowners multiple peril												
4.	Homeowners multiple peril												1,500
5.1	Commercial multiple peril (non-liability portion)												
5.2	Commercial multiple peril (liability portion)												
6.	Mortgage guaranty												
8.	Ocean marine												
9.	Inland marine												
10.	Financial guaranty												
11.	Medical professional liability												
12.	Earthquake												
13.	Group accident and health (b)												
14.	Credit accident and health (group and individual)												
15.1	Collectively renewable accident and health (b).....												
15.2	Non-cancelable accident and health(b)												
15.3	Guaranteed renewable accident and health(b)												
15.4	Non-renewable for stated reasons only (b)												
15.5	Other accident only												
15.6	Medicare Title XVIII exempt from state taxes or fees												
15.7	All other accident and health (b)												
15.8	Federal employees health benefits plan premium (b)												
16.	Workers' compensation												
17.1	Other Liability - occurrence												
17.2	Other Liability - claims made												
17.3	Excess workers' compensation												
18.	Products liability												
19.1	Private passenger auto no-fault (personal injury protection)												
19.2	Other private passenger auto liability												
19.3	Commercial auto no-fault (personal injury protection)												
19.4	Other commercial auto liability												
21.1	Private passenger auto physical damage												
21.2	Commercial auto physical damage												
22.	Aircraft (all perils)												
23.	Fidelity												
24.	Surety												
26.	Burglary and theft												
27.	Boiler and machinery												
28.	Credit												
30.	Warranty												
34.	Aggregate write-ins for other lines of business												
35.	TOTALS (a)												1,500
DETAILS OF WRITE-INS													
3401.												
3402.												
3403.												
3498.	Summary of remaining write-ins for Line 34 from overflow page												
3499.	Totals (Lines 3401 thru 3403 plus 3498)(Line 34 above)												

(a) Finance and service charges not included in Lines 1 to 35 \$
(b) For health business on indicated lines report: Number of persons insured under PPO managed care products and number of persons insured under indemnity only products



ANNUAL STATEMENT FOR THE YEAR 2015 OF THE FARMERS INSURANCE OF COLUMBUS, INC.

EXHIBIT OF PREMIUMS AND LOSSES (Statutory Page 14)

NAIC Group Code 0069 BUSINESS IN THE STATE OF Michigan DURING THE YEAR 2015 NAIC Company Code 36889

Line of Business	Gross Premiums, Including Policy and Membership Fees, Less Return Premiums and Premiums on Policies not Taken		3 Dividends Paid or Credited to Policyholders on Direct Business	4 Direct Unearned Premium Reserves	5 Direct Losses Paid (deducting salvage)	6 Direct Losses Incurred	7 Direct Losses Unpaid	8 Direct Defense and Cost Containment Expense Paid	9 Direct Defense and Cost Containment Expense Incurred	10 Direct Defense and Cost Containment Expense Unpaid	11 Commissions and Brokerage Expenses	12 Taxes, Licenses and Fees
	1 Direct Premiums Written	2 Direct Premiums Earned										
1. Fire												
2.1 Allied lines												
2.2 Multiple peril crop												
2.3 Federal flood												
2.4. Private crop												
3. Farmowners multiple peril												
4. Homeowners multiple peril												
5.1 Commercial multiple peril (non-liability portion)												
5.2 Commercial multiple peril (liability portion)												
6. Mortgage guaranty												
8. Ocean marine												
9. Inland marine												
10. Financial guaranty												
11. Medical professional liability												
12. Earthquake												
13. Group accident and health (b)												
14. Credit accident and health (group and individual)												
15.1 Collectively renewable accident and health (b)												
15.2 Non-cancelable accident and health(b)												
15.3 Guaranteed renewable accident and health(b)												
15.4 Non-renewable for stated reasons only (b)												
15.5 Other accident only												
15.6 Medicare Title XVIII exempt from state taxes or fees												
15.7 All other accident and health (b)												
15.8 Federal employees health benefits plan premium (b)												
16. Workers' compensation												
17.1 Other Liability - occurrence												
17.2 Other Liability - claims made												
17.3 Excess workers' compensation												
18. Products liability												
19.1 Private passenger auto no-fault (personal injury protection)												
19.2 Other private passenger auto liability												25
19.3 Commercial auto no-fault (personal injury protection)												
19.4 Other commercial auto liability												
21.1 Private passenger auto physical damage												250
21.2 Commercial auto physical damage												
22. Aircraft (all perils)												
23. Fidelity												
24. Surety												
26. Burglary and theft												
27. Boiler and machinery												
28. Credit												
30. Warranty												
34. Aggregate write-ins for other lines of business												
35. TOTALS (a)												275
DETAILS OF WRITE-INS												
3401.												
3402.												
3403.												
3498. Summary of remaining write-ins for Line 34 from overflow page												
3499. Totals (Lines 3401 thru 3403 plus 3498)(Line 34 above)												

(a) Finance and service charges not included in Lines 1 to 35 \$
(b) For health business on indicated lines report: Number of persons insured under PPO managed care products and number of persons insured under indemnity only products



ANNUAL STATEMENT FOR THE YEAR 2015 OF THE FARMERS INSURANCE OF COLUMBUS, INC.

EXHIBIT OF PREMIUMS AND LOSSES (Statutory Page 14)

NAIC Group Code 0069 BUSINESS IN THE STATE OF Ohio DURING THE YEAR 2015 NAIC Company Code 36889

Line of Business	Gross Premiums, Including Policy and Membership Fees, Less Return Premiums and Premiums on Policies not Taken		3 Dividends Paid or Credited to Policyholders on Direct Business	4 Direct Unearned Premium Reserves	5 Direct Losses Paid (deducting salvage)	6 Direct Losses Incurred	7 Direct Losses Unpaid	8 Direct Defense and Cost Containment Expense Paid	9 Direct Defense and Cost Containment Expense Incurred	10 Direct Defense and Cost Containment Expense Unpaid	11 Commissions and Brokerage Expenses	12 Taxes, Licenses and Fees
	1 Direct Premiums Written	2 Direct Premiums Earned										
1. Fire												
2.1 Allied lines												
2.2 Multiple peril crop												
2.3 Federal flood624,680		640,369		344,762	183,920	193,582	27,855	11,733	11,733		98,034	9,428
2.4. Private crop												
3. Farmowners multiple peril												
4. Homeowners multiple peril18,424,833		18,782,813		9,757,606	6,215,352	5,193,738	3,195,561	155,757	89,909	319,706	2,871,774	283,275
5.1 Commercial multiple peril (non-liability portion)2,133,925		2,177,043		1,123,409	533,844	675,384	317,964	15,181	16,595	50,783	237,802	32,601
5.2 Commercial multiple peril (liability portion)		35,593				(60,798)	96,242	795	795			
6. Mortgage guaranty												
8. Ocean marine												
9. Inland marine258,606		270,993		134,040	119,079	136,592	41,396				41,681	3,956
10. Financial guaranty												
11. Medical professional liability												
12. Earthquake58,583		60,229		31,869							8,601	896
13. Group accident and health (b)												
14. Credit accident and health (group and individual)												
15.1 Collectively renewable accident and health (b)												
15.2 Non-cancelable accident and health(b)												
15.3 Guaranteed renewable accident and health(b)												
15.4 Non-renewable for stated reasons only (b)												
15.5 Other accident only												
15.6 Medicare Title XVIII exempt from state taxes or fees												
15.7 All other accident and health (b)												
15.8 Federal employees health benefits plan premium (b)												
16. Workers' compensation												
17.1 Other Liability - occurrence												
17.2 Other Liability - claims made												
17.3 Excess workers' compensation												
18. Products liability												
19.1 Private passenger auto no-fault (personal injury protection)	30	30										
19.2 Other private passenger auto liability53,054,260		52,935,509		14,990,147	31,857,751	28,819,431	29,506,759	2,535,884	3,039,672	5,022,966	5,881,671	926,354
19.3 Commercial auto no-fault (personal injury protection)												
19.4 Other commercial auto liability												
21.1 Private passenger auto physical damage40,066,389		39,881,715		11,318,145	22,249,785	22,240,554	2,669,722	30,790	23,253	45,481	4,428,428	697,669
21.2 Commercial auto physical damage												
22. Aircraft (all perils)												
23. Fidelity												
24. Surety												
26. Burglary and theft												
27. Boiler and machinery												
28. Credit												
30. Warranty												
34. Aggregate write-ins for other lines of business												
35. TOTALS (a)	114,621,307	114,784,294		37,699,977	61,159,731	57,198,483	35,855,499	2,750,140	3,181,957	5,438,937	13,567,991	1,954,180
DETAILS OF WRITE-INS												
3401.												
3402.												
3403.												
3498. Summary of remaining write-ins for Line 34 from overflow page												
3499. Totals (Lines 3401 thru 3403 plus 3498)(Line 34 above)												

(a) Finance and service charges not included in Lines 1 to 35 \$ 1,409,589
(b) For health business on indicated lines report: Number of persons insured under PPO managed care products and number of persons insured under indemnity only products



ANNUAL STATEMENT FOR THE YEAR 2015 OF THE FARMERS INSURANCE OF COLUMBUS, INC.

EXHIBIT OF PREMIUMS AND LOSSES (Statutory Page 14)

NAIC Group Code 0069 BUSINESS IN THE STATE OF Grand Total DURING THE YEAR 2015 NAIC Company Code 36889

Line of Business	Gross Premiums, Including Policy and Membership Fees, Less Return Premiums and Premiums on Policies not Taken		3 Dividends Paid or Credited to Policyholders on Direct Business	4 Direct Unearned Premium Reserves	5 Direct Losses Paid (deducting salvage)	6 Direct Losses Incurred	7 Direct Losses Unpaid	8 Direct Defense and Cost Containment Expense Paid	9 Direct Defense and Cost Containment Expense Incurred	10 Direct Defense and Cost Containment Expense Unpaid	11 Commissions and Brokerage Expenses	12 Taxes, Licenses and Fees
	1 Direct Premiums Written	2 Direct Premiums Earned										
1. Fire												
2.1 Allied lines												
2.2 Multiple peril crop												
2.3 Federal flood624,680		640,369		344,762	183,920	193,582	27,855	11,733	11,733		98,034	9,428
2.4. Private crop												
3. Farmowners multiple peril												
4. Homeowners multiple peril18,424,833		18,782,813		9,757,606	6,215,352	5,193,738	3,195,561	155,757	89,909	319,706	2,871,774	284,775
5.1 Commercial multiple peril (non-liability portion)2,133,925		2,177,043		1,123,409	533,844	675,384	317,964	15,181	16,595	50,783	237,802	32,601
5.2 Commercial multiple peril (liability portion)		35,593				(60,798)	96,242	795	795			
6. Mortgage guaranty												
8. Ocean marine												
9. Inland marine258,606		270,993		134,040	119,079	136,592	41,396				41,681	3,956
10. Financial guaranty												
11. Medical professional liability												
12. Earthquake58,583		60,229		31,869							8,601	896
13. Group accident and health (b)												
14. Credit accident and health (group and individual)												
15.1 Collectively renewable accident and health (b)												
15.2 Non-cancelable accident and health(b)												
15.3 Guaranteed renewable accident and health(b)												
15.4 Non-renewable for stated reasons only (b)												
15.5 Other accident only												
15.6 Medicare Title XVIII exempt from state taxes or fees												
15.7 All other accident and health (b)												
15.8 Federal employees health benefits plan premium (b)												
16. Workers' compensation												
17.1 Other Liability - occurrence												
17.2 Other Liability - claims made												
17.3 Excess workers' compensation												
18. Products liability												
19.1 Private passenger auto no-fault (personal injury protection)	30	30										
19.2 Other private passenger auto liability53,054,260		52,935,509		14,990,147	31,857,751	28,819,431	29,506,759	2,535,884	3,039,672	5,022,966	5,881,671	926,379
19.3 Commercial auto no-fault (personal injury protection)												
19.4 Other commercial auto liability												
21.1 Private passenger auto physical damage40,066,389		39,881,715		11,318,145	22,249,785	22,240,554	2,669,722	30,790	23,253	45,481	4,428,428	697,919
21.2 Commercial auto physical damage												
22. Aircraft (all perils)												
23. Fidelity												
24. Surety												
26. Burglary and theft												
27. Boiler and machinery												
28. Credit												
30. Warranty												
34. Aggregate write-ins for other lines of business												
35. TOTALS (a)	114,621,307	114,784,294		37,699,977	61,159,731	57,198,483	35,855,499	2,750,140	3,181,957	5,438,937	13,567,991	1,955,955
DETAILS OF WRITE-INS												
3401.												
3402.												
3403.												
3498. Summary of remaining write-ins for Line 34 from overflow page												
3499. Totals (Lines 3401 thru 3403 plus 3498)(Line 34 above)												

(a) Finance and service charges not included in Lines 1 to 35 \$ 1,409,589
(b) For health business on indicated lines report: Number of persons insured under PPO managed care products and number of persons insured under indemnity only products

ANNUAL STATEMENT FOR THE YEAR 2015 OF THE FARMERS INSURANCE OF COLUMBUS, INC.

SCHEDULE F - PART 1

Assumed Reinsurance as of December 31, Current Year (000 OMITTED)

1 ID Number	2 NAIC Com- pany Code	3 Name of Reinsured	4 Domiciliary Jurisdiction	5 Assumed Premium	Reinsurance On		8 Cols. 6 + 7	9 Contingent Commissions Payable	10 Assumed Premiums Receivable	11 Unearned Premium	12 Funds Held By or Deposited With Reinsured Companies	13 Letters of Credit Posted	14 Amount of Assets Pledged or Compensating Balances to Secure Letters of Credit	15 Amount of Assets Pledged or Collateral Held in Trust
					6 Paid Losses and Loss Adjustment Expenses	7 Known Case Losses and LAE								
95-2575893	21652	FARMERS INSURANCE EXCHANGE	CA	149,307	8,535	29,159	37,694		4,805	62,242				
0199999. Affiliates - U.S. Intercompany Pooling				149,307	8,535	29,159	37,694		4,805	62,242				
0499999. Total - U.S. Non-Pool														
0799999. Total - Other (Non-U.S.)														
0899999. Total - Affiliates				149,307	8,535	29,159	37,694		4,805	62,242				
0999998. Other U.S. Unaffiliated Insurers Reinsurance for which the total of Column 8 is less than \$100,000														
0999999. Total Other U.S. Unaffiliated Insurers														
1099998. Pools and Associations - Reinsurance for which the total of Column 8 is less than \$100,000 - Mandatory Pools														
1099999. Total Pools, Associations or Other Similar Facilities - Mandatory Pools														
1199998. Pools and Associations - Reinsurance for which the total of Column 8 is less than \$100,000 - Voluntary Pools														
1199999. Total Pools, Associations or Other Similar Facilities - Voluntary Pools														
1299999. Total - Pools and Associations														
1399998. Other Non-U.S. Insurers - Reinsurance for which the total of Column 8 is less than \$100,000														
1399999. Total Other Non-U.S. Insurers														
9999999 Totals				149,307	8,535	29,159	37,694		4,805	62,242				

ANNUAL STATEMENT FOR THE YEAR 2015 OF THE FARMERS INSURANCE OF COLUMBUS, INC.

SCHEDULE F - PART 3

Ceded Reinsurance as of December 31, Current Year (000 OMITTED)

1	2	3	4	5	6	Reinsurance Recoverable On								Reinsurance Payable		18	19	
						7	8	9	10	11	12	13	14	15	16			17
ID Number	NAIC Company Code	Name of Reinsurer	Domiciliary Jurisdiction	Reinsurance Contracts Ceding 75% or More of Direct Premiums Written	Reinsurance Premiums Ceded	Paid Losses	Paid LAE	Known Case Loss Reserves	Known Case LAE Reserves	IBNR Loss Reserves	IBNR LAE Reserves	Unearned Premiums	Contingent Commis-sions	Columns 7 thru 14 Totals	Ceded Balances Payable	Other Amounts Due to Reinsurers	Net Amount Recoverable From Reinsurers Cols. 15 - [16 + 17]	Funds Held By Company Under Reinsurance Treaties
95-2575893	21652	FARMERS INSURANCE EXCHANGE	CA		114,620	5,343	1,093	20,254		15,601	10,103	37,700		90,096	6,044		84,052	
0199999. Total Authorized - Affiliates - U.S. Intercompany Pooling					114,620	5,343	1,093	20,254		15,601	10,103	37,700		90,096	6,044		84,052	
0499999. Total Authorized - Affiliates - U.S. Non-Pool																		
0799999. Total Authorized - Affiliates - Other (Non-U.S.)																		
0899999. Total Authorized - Affiliates					114,620	5,343	1,093	20,254		15,601	10,103	37,700		90,096	6,044		84,052	
0999998. Total Authorized - Other U.S. Unaffiliated Insurers (Under \$100,000)																		
0999999. Total Authorized - Other U.S. Unaffiliated Insurers																		
AA-9991503	00000	OHIO MINE SUBSIDENCE FUND	OH		2													
1099999. Total Authorized - Pools - Mandatory Pools					2													
1299998. Total Authorized - Other Non-U.S. Insurers (Under \$100,000)																		
1299999. Total Authorized - Other Non-U.S. Insurers																		
1399999. Total Authorized					114,621	5,343	1,093	20,254		15,601	10,103	37,700		90,096	6,044		84,052	
1799999. Total Unauthorized - Affiliates - U.S. Non-Pool																		
2099999. Total Unauthorized - Affiliates - Other (Non-U.S.)																		
2199999. Total Unauthorized - Affiliates																		
2299998. Total Unauthorized - Other U.S. Unaffiliated Insurers (Under \$100,000)																		
2299999. Total Unauthorized - Other U.S. Unaffiliated Insurers																		
2599998. Total Unauthorized - Other Non-U.S. Insurers (Under \$100,000)																		
2599999. Total Unauthorized - Other Non-U.S. Insurers																		
2699999. Total Unauthorized																		
3099999. Total Certified - Affiliates - U.S. Non-Pool																		
3399999. Total Certified - Affiliates - Other (Non-U.S.)																		
3499999. Total Certified - Affiliates																		
3599998. Total Certified - Other U.S. Unaffiliated Insurers (Under \$100,000)																		
3599999. Total Certified - Other U.S. Unaffiliated Insurers																		
3899998. Total Certified - Other Non-U.S. Insurers (Under \$100,000)																		
3899999. Total Certified - Other Non-U.S. Insurers																		
3999999. Total Certified																		
4099999. Total Authorized, Unauthorized and Certified					114,621	5,343	1,093	20,254		15,601	10,103	37,700		90,096	6,044		84,052	
4199999. Total Protected Cells																		
9999999 Totals					114,621	5,343	1,093	20,254		15,601	10,103	37,700		90,096	6,044		84,052	

NOTE: A. Report the five largest provisional commission rates included in the cedant's reinsurance treaties.
The commission rate to be reported is by contract with ceded premium in excess of \$50,000:

1	2	3
Name of Reinsurer	Commission Rate	Ceded Premium
1.		
2.		
3.		
4.		
5.		

B. Report the five largest reinsurance recoverables reported in Column 15, due from any one reinsurer (based on the total recoverables, Line 9999999, Column 15), the amount of ceded premium, and indicate whether the recoverables are due from an affiliated insurer.

1	2	3	4
Name of Reinsurer	Total Recoverables	Ceded Premiums	Affiliated
1. FARMERS INSURANCE EXCHANGE	90,096	114,620	Yes [X] No []
2.			Yes [] No []
3.			Yes [] No []
4.			Yes [] No []
5.			Yes [] No []

ANNUAL STATEMENT FOR THE YEAR 2015 OF THE FARMERS INSURANCE OF COLUMBUS, INC.

SCHEDULE F - PART 4

Aging of Ceded Reinsurance as of December 31, Current Year (000 OMITTED)

1 ID Number	2 NAIC Com- pany Code	3 Name of Reinsurer	4 Domiciliary Jurisdiction	Reinsurance Recoverable on Paid Losses and Paid Loss Adjustment Expenses							12 Percentage Overdue Col. 10/Col. 11	13 Percentage More Than 120 Days Overdue Col. 9/Col. 11
				5 Current	Overdue					11 Total Due Cols. 5 + 10		
					6 1 to 29 Days	7 30 to 90 Days	8 91 to 120 Days	9 Over 120 Days	10 Total Overdue Cols. 6 + 7 + 8 + 9			
95-2575893	21652	FARMERS INSURANCE EXCHANGE	CA	6,437						6,437		
0199999. Total Authorized - Affiliates - U.S. Intercompany Pooling				6,437						6,437		
0499999. Total Authorized - Affiliates - U.S. Non-Pool												
0799999. Total Authorized - Affiliates - Other (Non-U.S.)												
0899999. Total Authorized - Affiliates				6,437						6,437		
1399999. Total Authorized				6,437						6,437		
1799999. Total Unauthorized - Affiliates - U.S. Non-Pool												
2099999. Total Unauthorized - Affiliates - Other (Non-U.S.)												
2199999. Total Unauthorized - Affiliates												
2699999. Total Unauthorized												
3099999. Total Certified - Affiliates - U.S. Non-Pool												
3399999. Total Certified - Affiliates - Other (Non-U.S.)												
3499999. Total Certified - Affiliates												
3999999. Total Certified												
4099999. Total Authorized, Unauthorized and Certified				6,437						6,437		
4199999. Total Protected Cells												
9999999 Totals				6,437						6,437		

Schedule F - Part 5
N O N E

Schedule F - Part 5 - Bank Footnote
N O N E

Schedule F - Part 6 - Section 1 - Provision for Reinsurance Ceded to Certified Reinsurers
N O N E

Schedule F - Part 6 - Section 1 - Bank Footnote
N O N E

Schedule F - Part 6 - Section 2 - Provision for Overdue Reinsurance Ceded to Certified Reinsurers
N O N E

Schedule F - Part 7 - Provision for Overdue Authorized Reinsurance
N O N E

Schedule F - Part 8 - Provision for Overdue Reinsurance
N O N E

SCHEDULE F - PART 9

Restatement of Balance Sheet to Identify Net Credit for Reinsurance

	1 As Reported (Net of Ceded)	2 Restatement Adjustments	3 Restated (Gross of Ceded)
ASSETS (Page 2, Col. 3)			
1. Cash and invested assets (Line 12)	229,298,165		229,298,165
2. Premiums and considerations (Line 15)	24,484,680		24,484,680
3. Reinsurance recoverable on loss and loss adjustment expense payments (Line 16.1)	6,436,671	(6,436,671)	
4. Funds held by or deposited with reinsured companies (Line 16.2)			
5. Other assets	8,996,204		8,996,204
6. Net amount recoverable from reinsurers		83,995,157	83,995,157
7. Protected cell assets (Line 27)			
8. Totals (Line 28)	269,215,721	77,558,485	346,774,207
LIABILITIES (Page 3)			
9. Losses and loss adjustment expenses (Lines 1 through 3)	94,586,845	45,958,920	140,545,765
10. Taxes, expenses, and other obligations (Lines 4 through 8)	1,826,966		1,826,966
11. Unearned premiums (Line 9)	62,241,592	37,699,980	99,941,572
12. Advance premiums (Line 10)	1,585,114		1,585,114
13. Dividends declared and unpaid (Line 11.1 and 11.2)	30,766		30,766
14. Ceded reinsurance premiums payable (net of ceding commissions (Line 12)	6,044,054	(6,044,054)	
15. Funds held by company under reinsurance treaties (Line 13)			
16. Amounts withheld or retained by company for account of others (Line 14)			
17. Provision for reinsurance (Line 16)			
18. Other liabilities	972,083	(56,361)	915,722
19. Total liabilities excluding protected cell business (Line 26)	167,287,419	77,558,485	244,845,904
20. Protected cell liabilities (Line 27)			
21. Surplus as regards policyholders (Line 37)	101,928,302	XXX	101,928,302
22. Totals (Line 38)	269,215,721	77,558,485	346,774,207

NOTE: Is the restatement of this exhibit the result of grossing up balances ceded to affiliates under 100 percent reinsurance or pooling arrangements?

Yes [X] No []

If yes, give full explanation: The Company cedes all of its business to Farmers Insurance Exchange under a 100% quota share reinsurance agreement.

ANNUAL STATEMENT FOR THE YEAR 2015 OF THE FARMERS INSURANCE OF COLUMBUS, INC.

SCHEDULE H - ACCIDENT AND HEALTH EXHIBIT

	Total		Group Accident and Health		Credit Accident and Health (Group and Individual)		Collectively Renewable		Other Individual Contracts									
									Non-Cancelable		Guaranteed Renewable		Non-Renewable for Stated Reasons Only		Other Accident Only		All Other	
	1 Amount	2 %	3 Amount	4 %	5 Amount	6 %	7 Amount	8 %	9 Amount	10 %	11 Amount	12 %	13 Amount	14 %	15 Amount	16 %	17 Amount	18 %
PART 1. - ANALYSIS OF UNDERWRITING OPERATIONS																		
1. Premiums written		XXX		XXX		XXX		XXX		XXX		XXX		XXX		XXX		XXX
2. Premiums earned		XXX		XXX		XXX		XXX		XXX		XXX		XXX		XXX		XXX
3. Incurred claims	56		56															
4. Cost containment expenses	(52)		(52)															
5. Incurred claims and cost containment expenses (Lines 3 and 4)	4		4															
6. Increase in contract reserves																		
7. Commissions (a)																		
8. Other general insurance expenses	158		158															
9. Taxes, licenses and fees	906		906															
10. Total other expenses incurred	1,065		1,065															
11. Aggregate write-ins for deductions																		
12. Gain from underwriting before dividends or refunds	(1,069)		(1,069)															
13. Dividends or refunds																		
14. Gain from underwriting after dividends or refunds	(1,069)		(1,069)															
DETAILS OF WRITE-INS																		
1101.																		
1102.																		
1103.																		
1198. Summary of remaining write-ins for Line 11 from overflow page																		
1199. Totals (Lines 1101 thru 1103 plus 1198)(Line 11 above)																		

(a) Includes \$ reported as "Contract, membership and other fees retained by agents."

SCHEDULE H - ACCIDENT AND HEALTH EXHIBIT (Continued)

	1	2	3	4	Other Individual Contracts				
					5	6	7	8	9
	Total	Group Accident and Health	Credit Accident and Health (Group and Individual)	Collectively Renewable	Non-Cancelable	Guaranteed Renewable	Non-Renewable for Stated Reasons Only	Other Accident Only	All Other
PART 2. - RESERVES AND LIABILITIES									
A. Premium Reserves:									
1. Unearned premiums									
2. Advance premiums									
3. Reserve for rate credits									
4. Total premium reserves, current year									
5. Total premium reserves, prior year									
6. Increase in total premium reserves									
B. Contract Reserves:									
1. Additional reserves (a)									
2. Reserve for future contingent benefits (deferred maternity and other similar benefits)									
3. Total contract reserves, current year									
4. Total contract reserves, prior year									
5. Increase in contract reserves									
C. Claim Reserves and Liabilities:									
1. Total current year	(225)	(225)							
2. Total prior year	(280)	(280)							
3. Increase	55	55							

PART 3. - TEST OF PRIOR YEAR'S CLAIM RESERVES AND LIABILITIES									
1. Claims paid during the year:									
1.1 On claims incurred prior to current year	1	1							
1.2 On claims incurred during current year									
2. Claim reserves and liabilities, December 31, current year:									
2.1 On claims incurred prior to current year	(225)	(225)							
2.2 On claims incurred during current year									
3. Test:									
3.1 Line 1.1 and 2.1	(224)	(224)							
3.2 Claim reserves and liabilities, December 31, prior year	(280)	(280)							
3.3 Line 3.1 minus Line 3.2	56	56							

PART 4. - REINSURANCE									
A. Reinsurance Assumed:									
1. Premiums written									
2. Premiums earned									
3. Incurred claims	56	56							
4. Commissions									
B. Reinsurance Ceded:									
1. Premiums written									
2. Premiums earned									
3. Incurred claims									
4. Commissions									

(a) Includes \$ premium deficiency reserve.

SCHEDULE H - PART 5 - HEALTH CLAIMS

	1 Medical	2 Dental	3 Other	4 Total
A. Direct:				
1. Incurred Claims				
2. Beginning claim reserves and liabilities				
3. Ending claim reserves and liabilities				
4. Claims paid				
B. Assumed Reinsurance:				
5. Incurred Claims.....				
6. Beginning claim reserves and liabilities				
7. Ending claim reserves and liabilities				
8. Claims paid				
C. Ceded Reinsurance:				
9. Incurred Claims.....				
10. Beginning claim reserves and liabilities				
11. Ending claim reserves and liabilities				
12. Claims paid				
D. Net:				
13. Incurred Claims.....				
14. Beginning claim reserves and liabilities				
15. Ending claim reserves and liabilities				
16. Claims paid				
E. Net Incurred Claims and Cost Containment Expenses:				
17. Incurred claims and cost containment expenses				
18. Beginning reserves and liabilities				
19. Ending reserves and liabilities				
20. Paid claims and cost containment expenses				

NONE

ANNUAL STATEMENT FOR THE YEAR 2015 OF THE FARMERS INSURANCE OF COLUMBUS, INC.

SCHEDULE P - PART 1A - HOMEOWNERS/FARMOWNERS

(\$000 OMITTED)

Years in Which Premiums Were Earned and Losses Were Incurred	Premiums Earned			Loss and Loss Expense Payments								12
	1 Direct and Assumed	2 Ceded	3 Net (1 - 2)	Loss Payments		Defense and Cost Containment Payments		Adjusting and Other Payments		10 Salvage and Subrogation Received	11 Total Net Paid Cols (4 - 5 + 6 - 7 + 8 - 9)	Number of Claims Reported Direct and Assumed
				4 Direct and Assumed	5 Ceded	6 Direct and Assumed	7 Ceded	8 Direct and Assumed	9 Ceded			
1. Prior.....	XXX	XXX	XXX	51	1	6	0	4		1	60	XXX
2. 2006.....	33,090	3,212	29,878	14,966	899	569	34	2,385	168	174	16,818	3,036
3. 2007.....	35,319	3,234	32,085	19,240	1,356	593	28	2,810	180	217	21,078	3,712
4. 2008.....	36,579	5,870	30,709	31,597	8,263	837	550	3,576	312	243	26,886	6,253
5. 2009.....	38,033	13,266	24,767	21,602	7,715	642	264	3,348	1,037	224	16,577	4,851
6. 2010.....	38,093	12,777	25,316	19,709	5,359	420	134	3,409	966	262	17,080	4,512
7. 2011.....	47,534	9,564	37,970	28,610	3,461	495	64	4,176	484	280	29,272	6,476
8. 2012.....	48,003	11,705	36,298	26,349	5,327	586	118	4,027	817	285	24,701	5,488
9. 2013.....	50,631	11,984	38,648	26,824	5,409	345	68	3,664	869	228	24,486	4,781
10. 2014.....	52,141	12,424	39,717	23,946	4,789	259	51	3,526	834	184	22,056	4,576
11. 2015.....	53,367	9,451	43,915	18,920	2,649	133	19	2,920	601	59	18,705	3,295
12. Totals	XXX	XXX	XXX	231,814	45,228	4,885	1,330	33,845	6,269	2,154	217,717	XXX

	Losses Unpaid				Defense and Cost Containment Unpaid				Adjusting and Other Unpaid		23	24	25
	Case Basis		Bulk + IBNR		Case Basis		Bulk + IBNR				Salvage and Subrogation Anticipated	Total Net Losses and Expenses Unpaid	Number of Claims Outstanding Direct and Assumed
	13	14	15	16	17	18	19	20	21	22			
	Direct and Assumed	Ceded	Direct and Assumed	Ceded	Direct and Assumed	Ceded	Direct and Assumed	Ceded	Direct and Assumed	Ceded			
1. Prior.....	45		2				9		4		0	59	1
2. 2006.....	13		0		0		0		1		0	15	
3. 2007.....	10		3		0		1		2		3	15	
4. 2008.....	20		9	18	(1)		5	1	4		1	18	1
5. 2009.....	57		11		0		11		8		1	87	1
6. 2010.....	41		42		0		21		9		4	113	1
7. 2011.....	88	5	50	43	0		31		16		12	137	3
8. 2012.....	165	31	366	30	1	0	55	19	35		44	543	7
9. 2013.....	311	289	321	(218)	1	0	104	21	71		65	717	10
10. 2014.....	665	133	778	156	2	0	194	39	148		123	1,459	27
11. 2015.....	2,275	319	6,233	873	8	1	350	49	1,148		261	8,772	230
12. Totals	3,690	777	7,815	900	11	2	782	128	1,444		515	11,935	281

	Total Losses and Loss Expenses Incurred			Loss and Loss Expense Percentage (Incurred /Premiums Earned)			Nontabular Discount		34 Inter-Company Pooling Participation Percentage	Net Balance Sheet Reserves After Discount	
	26	27	28	29	30	31	32	33		35	36
	Direct and Assumed	Ceded	Net	Direct and Assumed	Ceded	Net	Loss	Loss Expense		Losses Unpaid	Loss Expenses Unpaid
1. Prior.....	XXX	XXX	XXX	XXX	XXX	XXX			XXX	47	12
2. 2006.....	17,934	1,101	16,833	54.2	34.3	56.3			1.0	14	1
3. 2007.....	22,657	1,565	21,093	64.2	48.4	65.7			1.0	12	3
4. 2008.....	36,048	9,144	26,904	98.5	155.8	87.6			1.0	11	7
5. 2009.....	25,680	9,016	16,664	67.5	68.0	67.3			1.0	68	19
6. 2010.....	23,651	6,459	17,192	62.1	50.6	67.9			1.0	83	30
7. 2011.....	33,466	4,058	29,408	70.4	42.4	77.5			1.0	90	47
8. 2012.....	31,584	6,341	25,244	65.8	54.2	69.5			1.0	471	72
9. 2013.....	31,641	6,438	25,203	62.5	53.7	65.2			1.0	561	156
10. 2014.....	29,518	6,002	23,515	56.6	48.3	59.2			1.0	1,154	305
11. 2015.....	31,987	4,510	27,477	59.9	47.7	62.6			1.0	7,316	1,456
12. Totals	XXX	XXX	XXX	XXX	XXX	XXX			XXX	9,828	2,108

ANNUAL STATEMENT FOR THE YEAR 2015 OF THE FARMERS INSURANCE OF COLUMBUS, INC.

SCHEDULE P - PART 1B - PRIVATE PASSENGER AUTO LIABILITY/MEDICAL

(\$000 OMITTED)

Years in Which Premiums Were Earned and Losses Were Incurred	Premiums Earned			Loss and Loss Expense Payments								12
	1 Direct and Assumed	2 Ceded	3 Net (1 - 2)	Loss Payments		Defense and Cost Containment Payments		Adjusting and Other Payments		10 Salvage and Subrogation Received	11 Total Net Paid Cols (4 - 5 + 6 - 7 + 8 - 9)	Number of Claims Reported Direct and Assumed
				4 Direct and Assumed	5 Ceded	6 Direct and Assumed	7 Ceded	8 Direct and Assumed	9 Ceded			
1. Prior.....	XXX	XXX	XXX	137	103	6		3		2	42	XXX
2. 2006.....	45,516	2,981	42,535	26,888	1,678	1,281	102	2,980	239	753	29,130	8,609
3. 2007.....	51,808	3,183	48,625	30,608	1,809	1,536	92	4,001	257	831	33,987	8,852
4. 2008.....	51,488	5,496	45,992	28,591	2,472	1,377	119	4,279	468	700	31,188	8,541
5. 2009.....	57,162	18,392	38,770	32,889	9,628	1,823	537	5,223	1,617	819	28,153	9,281
6. 2010.....	60,459	18,216	42,244	35,850	11,798	2,046	695	6,401	1,626	947	30,178	9,663
7. 2011.....	60,295	6,872	53,423	37,606	4,637	2,091	266	6,948	650	1,014	41,092	9,713
8. 2012.....	62,429	12,656	49,772	37,358	7,557	2,020	401	6,235	1,120	974	36,534	10,294
9. 2013.....	61,635	12,469	49,166	31,587	6,366	1,444	283	5,079	1,106	751	30,354	8,320
10. 2014.....	59,375	12,032	47,343	25,933	5,197	727	140	5,226	994	610	25,553	8,469
11. 2015.....	59,550	8,493	51,057	16,014	2,247	151	20	4,049	698	312	17,248	7,185
12. Totals	XXX	XXX	XXX	303,460	53,492	14,502	2,656	50,423	8,776	7,713	303,461	xxx

	Losses Unpaid				Defense and Cost Containment Unpaid				Adjusting and Other Unpaid		23	24	25
	Case Basis		Bulk + IBNR		Case Basis		Bulk + IBNR						
	13	14	15	16	17	18	19	20	21	22			
	Direct and Assumed	Ceded	Direct and Assumed	Ceded	Direct and Assumed	Ceded	Direct and Assumed	Ceded	Direct and Assumed	Ceded			
1. Prior.....	(192)	46	1,557	1,250	0		30		12		0	112	3
2. 2006.....	19	6	113	100	0		3		3		0	32	1
3. 2007.....	49	4	121	100	0		6		6		0	78	1
4. 2008.....	72	8	128	100	0		12		7		1	111	3
5. 2009.....	117	4	227	100	0		35		15		2	289	10
6. 2010.....	290	8	173	100	0		67		39		5	460	26
7. 2011.....	651	1	278	100	0		144		67		12	1,039	50
8. 2012.....	1,607	285	658	302	0	0	299	50	172		34	2,099	95
9. 2013.....	3,061	454	1,673	591	1	0	635	126	414		74	4,613	184
10. 2014.....	5,427	1,095	3,594	799	2	0	1,142	228	852		187	8,893	393
11. 2015.....	8,849	1,246	13,095	1,919	4	1	1,706	239	2,880		477	23,130	1,139
12. Totals	19,950	3,156	21,616	5,461	8	1	4,077	644	4,468		792	40,857	1,905

	Total Losses and Loss Expenses Incurred			Loss and Loss Expense Percentage (Incurred /Premiums Earned)			Nontabular Discount		34 Inter-Company Pooling Participation Percentage	Net Balance Sheet Reserves After Discount	
	26 Direct and Assumed	27 Ceded	28 Net	29 Direct and Assumed	30 Ceded	31 Net	32 Loss	33 Loss Expense		35 Losses Unpaid	36 Loss Expenses Unpaid
1. Prior.....	XXX	XXX	XXX	XXX	XXX	XXX			XXX	70	42
2. 2006.....	31,287	2,125	29,162	68.7	71.3	68.6			1.0	26	6
3. 2007.....	36,327	2,262	34,065	70.1	71.1	70.1			1.0	66	12
4. 2008.....	34,466	3,167	31,299	66.9	57.6	68.1			1.0	92	19
5. 2009.....	40,328	11,886	28,442	70.6	64.6	73.4			1.0	240	49
6. 2010.....	44,865	14,227	30,638	74.2	78.1	72.5			1.0	354	106
7. 2011.....	47,786	5,654	42,132	79.3	82.3	78.9			1.0	828	212
8. 2012.....	48,348	9,715	38,632	77.4	76.8	77.6			1.0	1,678	421
9. 2013.....	43,894	8,927	34,967	71.2	71.6	71.1			1.0	3,690	924
10. 2014.....	42,901	8,455	34,447	72.3	70.3	72.8			1.0	7,126	1,767
11. 2015.....	46,749	6,370	40,379	78.5	75.0	79.1			1.0	18,779	4,351
12. Totals	XXX	XXX	XXX	XXX	XXX	XXX			XXX	32,949	7,908

ANNUAL STATEMENT FOR THE YEAR 2015 OF THE FARMERS INSURANCE OF COLUMBUS, INC.

SCHEDULE P - PART 1C - COMMERCIAL AUTO/TRUCK LIABILITY/MEDICAL

(\$000 OMITTED)

Years in Which Premiums Were Earned and Losses Were Incurred	Premiums Earned			Loss and Loss Expense Payments								12
	1 Direct and Assumed	2 Ceded	3 Net (1 - 2)	Loss Payments		Defense and Cost Containment Payments		Adjusting and Other Payments		10 Salvage and Subrogation Received	11 Total Net Paid Cols (4 - 5 + 6 - 7 + 8 - 9)	Number of Claims Reported Direct and Assumed
				4 Direct and Assumed	5 Ceded	6 Direct and Assumed	7 Ceded	8 Direct and Assumed	9 Ceded			
1. Prior.....	XXX	XXX	XXX	4	0	0		0		0	4	XXX
2. 2006.....	1,880	128	1,752	851	51	107	7	144	10	31	1,034	159
3. 2007.....	1,990	136	1,854	971	58	126	8	159	10	15	1,181	169
4. 2008.....	2,482	277	2,204	1,184	70	115	10	180	21	22	1,378	188
5. 2009.....	3,002	939	2,063	1,377	320	145	45	187	77	18	1,268	198
6. 2010.....	2,745	841	1,904	1,573	549	141	46	164	74	17	1,210	227
7. 2011.....	2,919	283	2,636	1,512	195	121	17	164	30	19	1,556	220
8. 2012.....	2,931	604	2,327	1,584	317	113	23	173	52	21	1,478	239
9. 2013.....	2,882	598	2,283	1,252	251	68	14	150	51	17	1,154	174
10. 2014.....	2,685	557	2,128	767	155	36	7	119	45	14	714	195
11. 2015.....	2,580	366	2,214	353	49	8	1	71	30	9	351	149
12. Totals	XXX	XXX	XXX	11,427	2,015	980	177	1,513	400	184	11,327	XXX

	Losses Unpaid				Defense and Cost Containment Unpaid				Adjusting and Other Unpaid		23	24	25
	Case Basis		Bulk + IBNR		Case Basis		Bulk + IBNR				Salvage and Subrogation Anticipated	Total Net Losses and Expenses Unpaid	Number of Claims Outstanding Direct and Assumed
	13	14	15	16	17	18	19	20					
	Direct and Assumed	Ceded	Direct and Assumed	Ceded	Direct and Assumed	Ceded	Direct and Assumed	Ceded	Direct and Assumed	Ceded			
1. Prior.....	3		5	0	0		6	0	1		0	15	
2. 2006.....	0		2		0		2		0			5	
3. 2007.....	3		3		0		4		1			11	
4. 2008.....	3		14	0	0		6	0	1		0	25	
5. 2009.....	9		14	0	0		9	0	2		3	33	
6. 2010.....	33		25	0	1		16	0	4		2	78	
7. 2011.....	65		56	0	2		28	0	7		5	158	1
8. 2012.....	240	36	102	31	5	1	52	6	17		4	341	2
9. 2013.....	306	101	234	7	7	1	78	12	30		5	534	4
10. 2014.....	350	71	424	88	6	1	114	23	56		6	768	11
11. 2015.....	326	46	799	114	3	0	137	19	111		13	1,196	25
12. Totals	1,339	254	1,679	241	25	4	453	61	229		38	3,165	44

	Total Losses and Loss Expenses Incurred			Loss and Loss Expense Percentage (Incurred /Premiums Earned)			Nontabular Discount		34 Inter-Company Pooling Participation Percentage	Net Balance Sheet Reserves After Discount	
	26 Direct and Assumed	27 Ceded	28 Net	29 Direct and Assumed	30 Ceded	31 Net	32 Loss	33 Loss Expense		35 Losses Unpaid	36 Loss Expenses Unpaid
1. Prior.....	XXX	XXX	XXX	XXX	XXX	XXX			XXX	8	7
2. 2006.....	1,107	68	1,039	58.9	52.8	59.3			1.0	2	3
3. 2007.....	1,267	75	1,192	63.7	55.4	64.3			1.0	6	4
4. 2008.....	1,504	101	1,402	60.6	36.5	63.6			1.0	17	7
5. 2009.....	1,743	442	1,301	58.1	47.1	63.1			1.0	23	11
6. 2010.....	1,957	669	1,288	71.3	79.5	67.7			1.0	58	20
7. 2011.....	1,956	242	1,713	67.0	85.6	65.0			1.0	120	38
8. 2012.....	2,286	466	1,819	78.0	77.2	78.2			1.0	275	67
9. 2013.....	2,126	437	1,689	73.8	73.1	73.9			1.0	433	101
10. 2014.....	1,872	390	1,482	69.7	70.0	69.7			1.0	616	152
11. 2015.....	1,807	260	1,547	70.1	71.1	69.9			1.0	965	230
12. Totals	XXX	XXX	XXX	XXX	XXX	XXX			XXX	2,524	641

ANNUAL STATEMENT FOR THE YEAR 2015 OF THE FARMERS INSURANCE OF COLUMBUS, INC.

SCHEDULE P - PART 1D - WORKERS' COMPENSATION
(EXCLUDING EXCESS WORKERS' COMPENSATION)

(\$000 OMITTED)

Years in Which Premiums Were Earned and Losses Were Incurred	Premiums Earned			Loss and Loss Expense Payments								12
	1 Direct and Assumed	2 Ceded	3 Net (1 - 2)	Loss Payments		Defense and Cost Containment Payments		Adjusting and Other Payments		10 Salvage and Subrogation Received	11 Total Net Paid Cols (4 - 5 + 6 - 7 + 8 - 9)	Number of Claims Reported Direct and Assumed
				4 Direct and Assumed	5 Ceded	6 Direct and Assumed	7 Ceded	8 Direct and Assumed	9 Ceded			
1. Prior.....	XXX	XXX	XXX	141	3	12	0	10		4	160	XXX
2. 2006.....	4,044	289	3,755	1,436	101	94	7	195	21	18	1,597	222
3. 2007.....	3,632	258	3,374	1,694	120	118	10	237	19	26	1,899	227
4. 2008.....	4,062	433	3,629	1,949	153	162	18	258	36	14	2,162	306
5. 2009.....	4,332	1,423	2,909	2,228	734	210	95	256	122	14	1,743	256
6. 2010.....	4,414	1,340	3,074	2,194	992	283	110	218	117	18	1,477	233
7. 2011.....	4,716	516	4,201	2,302	385	360	57	228	50	15	2,399	206
8. 2012.....	4,998	1,034	3,964	1,782	358	304	61	207	89	20	1,786	262
9. 2013.....	4,508	939	3,570	1,186	238	181	36	171	80	4	1,183	122
10. 2014.....	4,378	902	3,476	650	130	144	29	155	73	2	718	196
11. 2015.....	4,295	637	3,658	247	35	27	4	101	51	0	285	114
12. Totals	XXX	XXX	XXX	15,808	3,248	1,895	425	2,036	659	134	15,408	XXX

	Losses Unpaid				Defense and Cost Containment Unpaid				Adjusting and Other Unpaid		23	24	25
	Case Basis		Bulk + IBNR		Case Basis		Bulk + IBNR				Salvage and Subrogation Anticipated	Total Net Losses and Expenses Unpaid	Number of Claims Outstanding Direct and Assumed
	13	14	15	16	17	18	19	20	21	22			
	Direct and Assumed	Ceded	Direct and Assumed	Ceded	Direct and Assumed	Ceded	Direct and Assumed	Ceded	Direct and Assumed	Ceded			
1. Prior.....	793	15	1,186	11	6	0	106		158		11	2,225	11
2. 2006.....	78	0	173	0	2		14		21		2	288	2
3. 2007.....	158		183	0	2		21		27		4	391	3
4. 2008.....	176		322	1	3		32	0	36		2	568	3
5. 2009.....	247		414	1	5		51	1	44		3	758	5
6. 2010.....	267		485	2	9		77	2	51		5	884	7
7. 2011.....	466	16	536	2	13		124	2	62		10	1,180	11
8. 2012.....	385	72	645	140	12	2	139	25	72		8	1,015	16
9. 2013.....	371	59	670	161	13	3	131	25	79		9	1,017	22
10. 2014.....	370	74	979	198	15	3	168	32	122		13	1,348	34
11. 2015.....	347	49	1,506	211	11	1	250	35	212		20	2,030	60
12. Totals	3,657	284	7,098	727	91	10	1,115	122	885		87	11,703	173

	Total Losses and Loss Expenses Incurred			Loss and Loss Expense Percentage (Incurred /Premiums Earned)			Nontabular Discount		34 Inter-Company Pooling Participation Percentage	Net Balance Sheet Reserves After Discount	
	26 Direct and Assumed	27 Ceded	28 Net	29 Direct and Assumed	30 Ceded	31 Net	32 Loss	33 Loss Expense		35 Losses Unpaid	36 Loss Expenses Unpaid
1. Prior.....	XXX	XXX	XXX	XXX	XXX	XXX			XXX	1,954	270
2. 2006.....	2,014	129	1,885	49.8	44.6	50.2			1.0	251	37
3. 2007.....	2,439	149	2,290	67.2	57.9	67.9			1.0	341	50
4. 2008.....	2,938	208	2,730	72.3	48.1	75.2			1.0	497	71
5. 2009.....	3,454	954	2,501	79.7	67.0	86.0			1.0	659	98
6. 2010.....	3,582	1,222	2,361	81.2	91.2	76.8			1.0	749	135
7. 2011.....	4,091	512	3,579	86.7	99.4	85.2			1.0	983	197
8. 2012.....	3,548	747	2,801	71.0	72.3	70.7			1.0	819	197
9. 2013.....	2,802	603	2,199	62.2	64.2	61.6			1.0	821	196
10. 2014.....	2,604	539	2,065	59.5	59.7	59.4			1.0	1,077	270
11. 2015.....	2,701	385	2,316	62.9	60.5	63.3			1.0	1,594	437
12. Totals	XXX	XXX	XXX	XXX	XXX	XXX			XXX	9,744	1,959

ANNUAL STATEMENT FOR THE YEAR 2015 OF THE FARMERS INSURANCE OF COLUMBUS, INC.

SCHEDULE P - PART 1E - COMMERCIAL MULTIPLE PERIL

(\$000 OMITTED)

Years in Which Premiums Were Earned and Losses Were Incurred	Premiums Earned			Loss and Loss Expense Payments								12
	1 Direct and Assumed	2 Ceded	3 Net (1 - 2)	Loss Payments		Defense and Cost Containment Payments		Adjusting and Other Payments		10 Salvage and Subrogation Received	11 Total Net Paid Cols (4 - 5 + 6 - 7 + 8 - 9)	Number of Claims Reported Direct and Assumed
				4 Direct and Assumed	5 Ceded	6 Direct and Assumed	7 Ceded	8 Direct and Assumed	9 Ceded			
1. Prior.....	XXX	XXX	XXX	49		28		6		1	84	XXX
2. 2006.....	11,700	.957	10,743	4,444	.311	.644	.48	.572	.60	100	5,240	493
3. 2007.....	12,469	1,044	11,425	4,947	.342	.566	.45	.657	.64	103	5,720	550
4. 2008.....	15,827	2,179	13,647	9,884	3,446	.831	.267	.756	.135	103	7,621	1,089
5. 2009.....	17,576	6,338	11,238	7,052	2,377	.612	.249	.775	.468	115	5,346	866
6. 2010.....	17,248	5,809	11,439	8,784	3,066	.640	.246	.952	.432	.69	6,631	850
7. 2011.....	17,129	2,340	14,789	9,779	1,361	.621	.100	1,230	.176	183	9,994	735
8. 2012.....	17,591	4,163	13,428	9,775	2,064	.544	.112	1,112	.302	183	8,953	835
9. 2013.....	17,022	4,106	12,915	7,636	1,608	.374	.82	.995	.291	126	7,025	603
10. 2014.....	16,413	3,946	12,467	6,454	1,350	.216	.52	.976	.260	.117	5,985	721
11. 2015.....	16,075	2,915	13,159	3,895	575	80	13	683	180	29	3,889	443
12. Totals	XXX	XXX	XXX	72,700	16,500	5,157	1,215	8,714	2,367	1,128	66,489	XXX

	Losses Unpaid				Defense and Cost Containment Unpaid				Adjusting and Other Unpaid		23	24	25
	Case Basis		Bulk + IBNR		Case Basis		Bulk + IBNR						
	13	14	15	16	17	18	19	20	21	22			
	Direct and Assumed	Ceded	Direct and Assumed	Ceded	Direct and Assumed	Ceded	Direct and Assumed	Ceded	Direct and Assumed	Ceded			
1. Prior.....	39		208	13	9		210	4	33		1	482	2
2. 2006.....	12		61	1	3		58	0	11		0	144	1
3. 2007.....	8		83	0	2		70	1	14		1	174	1
4. 2008.....	25	1	151	4	2		63	5	20		1	251	
5. 2009.....	50		180	8	5		128	6	26		2	375	2
6. 2010.....	96		263	24	8		154	6	36		4	527	2
7. 2011.....	270		437	78	13		211	5	58		6	906	3
8. 2012.....	475	89	629	139	31	6	296	58	81		14	1,220	7
9. 2013.....	690	86	821	266	31	6	451	100	134		31	1,670	13
10. 2014.....	883	179	1,325	357	21	4	611	132	224		82	2,392	31
11. 2015.....	1,339	187	2,498	481	10	1	706	114	448		139	4,217	76
12. Totals	3,887	543	6,656	1,371	135	18	2,957	430	1,085		281	12,358	140

	Total Losses and Loss Expenses Incurred			Loss and Loss Expense Percentage (Incurred /Premiums Earned)			Nontabular Discount		34 Inter-Company Pooling Participation Percentage	Net Balance Sheet Reserves After Discount	
	26	27	28	29	30	31	32	33		35	36
	Direct and Assumed	Ceded	Net	Direct and Assumed	Ceded	Net	Loss	Loss Expense		Losses Unpaid	Loss Expenses Unpaid
1. Prior.....	XXX	XXX	XXX	XXX	XXX	XXX			XXX	.234	.249
2. 2006.....	5,805	.420	5,385	49.6	43.9	50.1			1.0	.72	.72
3. 2007.....	6,347	.452	5,894	50.9	43.3	51.6			1.0	.90	.84
4. 2008.....	11,731	3,859	7,872	74.1	177.1	57.7			1.0	.171	.80
5. 2009.....	8,828	3,108	5,720	50.2	49.0	50.9			1.0	.222	.153
6. 2010.....	10,932	3,774	7,158	63.4	65.0	62.6			1.0	.335	.192
7. 2011.....	12,619	1,719	10,900	73.7	73.5	73.7			1.0	.629	.277
8. 2012.....	12,943	2,770	10,173	73.6	66.5	75.8			1.0	.876	.343
9. 2013.....	11,133	2,438	8,694	65.4	59.4	67.3			1.0	1,159	.511
10. 2014.....	10,711	2,334	8,377	65.3	59.1	67.2			1.0	1,672	.720
11. 2015.....	9,659	1,553	8,107	60.1	53.3	61.6			1.0	3,169	1,049
12. Totals	XXX	XXX	XXX	XXX	XXX	XXX			XXX	8,629	3,729

ANNUAL STATEMENT FOR THE YEAR 2015 OF THE FARMERS INSURANCE OF COLUMBUS, INC.

SCHEDULE P - PART 1F - SECTION 1 - MEDICAL PROFESSIONAL LIABILITY - OCCURRENCE

(\$000 OMITTED)

Years in Which Premiums Were Earned and Losses Were Incurred	Premiums Earned			Loss and Loss Expense Payments								12
	1	2	3	Loss Payments		Defense and Cost Containment Payments		Adjusting and Other Payments		10	11	Number of Claims Reported Direct and Assumed
	Direct and Assumed	Ceded	Net (1 - 2)	4 Direct and Assumed	5 Ceded	6 Direct and Assumed	7 Ceded	8 Direct and Assumed	9 Ceded	Salvage and Subrogation Received	Total Net Paid Cols (4 - 5 + 6 - 7 + 8 - 9)	
1. Prior.....	XXX	XXX	XXX	16		3		1			19	XXX
2. 2006.....	110	7	103		1			0	1		(2)	
3. 2007.....	98	6	92	5	0	1	0		1		5	
4. 2008.....	20	1	19						0		0	
5. 2009.....	53	13	40	25	6	(25)	(6)	0	1		(1)	
6. 2010.....	20	7	13					0	1		(1)	
7. 2011.....	8	1	7					0	0		0	
8. 2012.....				0							0	
9. 2013.....												
10. 2014.....												
11. 2015.....												
12. Totals	XXX	XXX	XXX	45	7	(22)	(6)	1	4		20	XXX

	Losses Unpaid				Defense and Cost Containment Unpaid				Adjusting and Other Unpaid		23	24	25
	Case Basis		Bulk + IBNR		Case Basis		Bulk + IBNR						
	13	14	15	16	17	18	19	20	21	22			
	Direct and Assumed	Ceded	Direct and Assumed	Ceded	Direct and Assumed	Ceded	Direct and Assumed	Ceded	Direct and Assumed	Ceded			
1. Prior.....	6		25		2		1		1			35	
2. 2006.....													
3. 2007.....													
4. 2008.....													
5. 2009.....													
6. 2010.....													
7. 2011.....													
8. 2012.....	0	0										0	
9. 2013.....	0	0							0			0	
10. 2014.....									0			0	
11. 2015.....	2	0			2	0			1			5	
12. Totals	8	0	25		5	0	1		2			40	

	Total Losses and Loss Expenses Incurred			Loss and Loss Expense Percentage (Incurred /Premiums Earned)			Nontabular Discount		34	Net Balance Sheet Reserves After Discount	
	26	27	28	29	30	31	32	33		35	36
	Direct and Assumed	Ceded	Net	Direct and Assumed	Ceded	Net	Loss	Loss Expense		Losses Unpaid	Loss Expenses Unpaid
1. Prior.....	XXX	XXX	XXX	XXX	XXX	XXX			XXX	31	4
2. 2006.....	0	2	(2)	0.0	28.6	(1.9)			1.0		
3. 2007.....	5	1	5	5.5	13.3	5.0			1.0		
4. 2008.....		0	0		8.8	(0.5)			1.0		
5. 2009.....	0	1	(1)	0.4	8.8	(2.4)			1.0		
6. 2010.....	0	1	(1)	0.6	9.0	(4.0)			1.0		
7. 2011.....	0	0	0	0.0	9.0	(1.2)			1.0		
8. 2012.....	0	0	0						1.0	0	
9. 2013.....	0	0	0						1.0	0	0
10. 2014.....	0		0						1.0		0
11. 2015.....	5	1	5						1.0	2	3
12. Totals	XXX	XXX	XXX	XXX	XXX	XXX			XXX	33	7

ANNUAL STATEMENT FOR THE YEAR 2015 OF THE FARMERS INSURANCE OF COLUMBUS, INC.

SCHEDULE P - PART 1F - SECTION 2 - MEDICAL PROFESSIONAL LIABILITY - CLAIMS-MADE

(\$000 OMITTED)

Years in Which Premiums Were Earned and Losses Were Incurred	Premiums Earned			Loss and Loss Expense Payments								12
	1	2	3	Loss Payments		Defense and Cost Containment Payments		Adjusting and Other Payments		10	11 Total Net Paid Cols (4 - 5 + 6 - 7 + 8 - 9)	Number of Claims Reported Direct and Assumed
				4	5	6	7	8	9			
	Direct and Assumed	Ceded	Net (1 - 2)	Direct and Assumed	Ceded	Direct and Assumed	Ceded	Direct and Assumed	Ceded	Salvage and Subrogation Received		
1. Prior.....	XXX	XXX	XXX			0		0			0	XXX
2. 2006.....	5	1	4									
3. 2007.....		(14)	14									
4. 2008.....		6	(6)					0	0		0	
5. 2009.....												
6. 2010.....												
7. 2011.....												
8. 2012.....		6	(6)						0		0	
9. 2013.....	100	18	82						2		(2)	
10. 2014.....	26	5	21						0		0	
11. 2015.....												
12. Totals	XXX	XXX	XXX			0		0	2		(2)	XXX

	Losses Unpaid				Defense and Cost Containment Unpaid				Adjusting and Other Unpaid		23	24	25
	Case Basis		Bulk + IBNR		Case Basis		Bulk + IBNR						
	13	14	15	16	17	18	19	20	21	22			
	Direct and Assumed	Ceded	Direct and Assumed	Ceded	Direct and Assumed	Ceded	Direct and Assumed	Ceded	Direct and Assumed	Ceded			
1. Prior.....	(1)	0	79	16	0		1		3			66	
2. 2006.....													
3. 2007.....													
4. 2008.....													
5. 2009.....													
6. 2010.....													
7. 2011.....													
8. 2012.....													
9. 2013.....									0			0	
10. 2014.....									0			0	
11. 2015.....									2			2	
12. Totals	(1)	0	79	16	0		1		5			68	

	Total Losses and Loss Expenses Incurred			Loss and Loss Expense Percentage (Incurred /Premiums Earned)			Nontabular Discount		34 Inter-Company Pooling Participation Percentage	Net Balance Sheet Reserves After Discount	
	26 Direct and Assumed	27 Ceded	28 Net	29 Direct and Assumed	30 Ceded	31 Net	32 Loss	33 Loss Expense		35 Losses Unpaid	36 Loss Expenses Unpaid
1. Prior.....	XXX	XXX	XXX	XXX	XXX	XXX			XXX	62	4
2. 2006.....									1.0		
3. 2007.....									1.0		
4. 2008.....	0	0	0		(0.5)	(1.0)			1.0		
5. 2009.....									1.0		
6. 2010.....									1.0		
7. 2011.....									1.0		
8. 2012.....		0	0		(2.2)	(2.2)			1.0		
9. 2013.....	0	2	(2)	0.0	10.0	(2.2)			1.0		0
10. 2014.....	0	0	(1)	(0.7)	8.4	(2.9)			1.0		0
11. 2015.....	2		2						1.0		2
12. Totals	XXX	XXX	XXX	XXX	XXX	XXX			XXX	62	6

ANNUAL STATEMENT FOR THE YEAR 2015 OF THE FARMERS INSURANCE OF COLUMBUS, INC.

**SCHEDULE P - PART 1G - SPECIAL LIABILITY (OCEAN MARINE, AIRCRAFT (ALL PERILS),
BOILER AND MACHINERY)**

(\$000 OMITTED)

Years in Which Premiums Were Earned and Losses Were Incurred	Premiums Earned			Loss and Loss Expense Payments								12
	1	2	3	Loss Payments		Defense and Cost Containment Payments		Adjusting and Other Payments		10	11	Number of Claims Reported Direct and Assumed
	Direct and Assumed	Ceded	Net (1 - 2)	4 Direct and Assumed	5 Ceded	6 Direct and Assumed	7 Ceded	8 Direct and Assumed	9 Ceded	Salvage and Subrogation Received	Total Net Paid Cols (4 - 5 + 6 - 7 + 8 - 9)	
1. Prior.....	XXX	XXX	XXX									XXX
2. 2006.....	472	81	391	225	15	11	0	9	2	0	228	XXX
3. 2007.....	532	90	442	242	15	13	1	15	3	0	252	XXX
4. 2008.....	546	92	454	320	24	14	1	13	2	0	320	XXX
5. 2009.....	414	179	235	132	33	3	1	18	7	1	112	XXX
6. 2010.....	149	108	42	28	10	1	0	10	2	0	26	XXX
7. 2011.....	416	169	247	213	26	3	0	17	3	10	204	XXX
8. 2012.....	434	202	232	305	65	2	0	27	5	17	264	XXX
9. 2013.....	363	98	265	215	45	3	1	22	6	8	188	XXX
10. 2014.....	386	86	300	252	52	3	1	25	6	10	221	XXX
11. 2015.....	431	70	361	258	38	3	0	24	5	6	241	XXX
12. Totals	XXX	XXX	XXX	2,191	322	56	5	179	42	53	2,056	XXX

	Losses Unpaid				Defense and Cost Containment Unpaid				Adjusting and Other Unpaid		23	24	25
	Case Basis		Bulk + IBNR		Case Basis		Bulk + IBNR						
	13	14	15	16	17	18	19	20	21	22			
	Direct and Assumed	Ceded	Direct and Assumed	Ceded	Direct and Assumed	Ceded	Direct and Assumed	Ceded	Direct and Assumed	Ceded			
1. Prior.....	129	0	0	0			0		0			129	
2. 2006.....	0	0										0	
3. 2007.....													
4. 2008.....			0									0	
5. 2009.....	0		0						0			0	
6. 2010.....			0				0		0			0	
7. 2011.....			0	0			0		0			0	
8. 2012.....	1	0	0	0	0	0	0	0	0			1	
9. 2013.....	0	0	0	0	0	0	0	0	0			0	
10. 2014.....	1	0	0	0	0	0	0	0	0			1	
11. 2015.....	19	3	27	4	0	0	1	0	8			48	2
12. Totals.....	149	3	28	4	0	0	1	0	9			180	2

	Total Losses and Loss Expenses Incurred			Loss and Loss Expense Percentage (Incurred /Premiums Earned)			Nontabular Discount		34 Inter-Company Pooling Participation Percentage	Net Balance Sheet Reserves After Discount	
	26 Direct and Assumed	27 Ceded	28 Net	29 Direct and Assumed	30 Ceded	31 Net	32 Loss	33 Loss Expense		35 Losses Unpaid	36 Loss Expenses Unpaid
1. Prior	XXX	XXX	XXX	XXX	XXX	XXX			XXX	129	0
2. 2006	245	17	228	51.9	20.7	58.3			1.0	0	
3. 2007	270	18	252	50.8	20.1	57.0			1.0		
4. 2008	347	27	320	63.5	29.1	70.5			1.0	0	
5. 2009	153	41	112	36.9	22.9	47.6			1.0	0	0
6. 2010	38	12	26	25.7	11.6	62.3			1.0	0	0
7. 2011	234	30	204	56.1	17.5	82.7			1.0	0	0
8. 2012	335	70	265	77.3	34.8	114.3			1.0	1	0
9. 2013	240	52	188	66.2	53.0	71.1			1.0	0	0
10. 2014	282	59	222	72.9	68.4	74.2			1.0	1	0
11. 2015	339	50	289	78.6	72.0	79.9			1.0	39	9
12. Totals	XXX	XXX	XXX	XXX	XXX	XXX			XXX	170	10

ANNUAL STATEMENT FOR THE YEAR 2015 OF THE FARMERS INSURANCE OF COLUMBUS, INC.

SCHEDULE P - PART 1H - SECTION 1 - OTHER LIABILITY - OCCURRENCE

(\$000 OMITTED)

Years in Which Premiums Were Earned and Losses Were Incurred	Premiums Earned			Loss and Loss Expense Payments								12
	1 Direct and Assumed	2 Ceded	3 Net (1 - 2)	Loss Payments		Defense and Cost Containment Payments		Adjusting and Other Payments		10 Salvage and Subrogation Received	11 Total Net Paid Cols (4 - 5 + 6 - 7 + 8 - 9)	Number of Claims Reported Direct and Assumed
				4 Direct and Assumed	5 Ceded	6 Direct and Assumed	7 Ceded	8 Direct and Assumed	9 Ceded			
1. Prior.....	XXX	XXX	XXX	(1)	5	0	0	0		2	(6)	XXX
2. 2006.....	1,394	243	1,151	462	46	25	(2)	26	6	0	464	12
3. 2007.....	1,498	269	1,229	724	93	21	2	29	7	0	673	10
4. 2008.....	1,569	258	1,310	560	30	24	6	34	6	0	575	16
5. 2009.....	1,757	694	1,062	513	147	24	13	42	31	1	389	22
6. 2010.....	1,815	896	919	712	274	35	23	59	45	6	464	26
7. 2011.....	2,249	615	1,634	854	170	48	25	72	20	0	759	51
8. 2012.....	2,292	731	1,561	761	237	63	24	55	35	2	583	47
9. 2013.....	2,303	646	1,657	727	180	38	13	54	37	0	589	39
10. 2014.....	2,475	600	1,875	290	59	25	6	43	40	0	253	37
11. 2015.....	2,672	524	2,148	84	12	7	1	35	29	0	84	27
12. Totals	XXX	XXX	XXX	5,686	1,253	313	111	449	257	12	4,827	XXX

	Losses Unpaid				Defense and Cost Containment Unpaid				Adjusting and Other Unpaid		23	24	25
	Case Basis		Bulk + IBNR		Case Basis		Bulk + IBNR						
	13	14	15	16	17	18	19	20	21	22			
	Direct and Assumed	Ceded	Direct and Assumed	Ceded	Direct and Assumed	Ceded	Direct and Assumed	Ceded	Direct and Assumed	Ceded			
1. Prior.....	4	2	(27)	(16)	0		(21)	(1)	2		0	(26)	
2. 2006.....	1		2	0	0		2	0	0		0	4	
3. 2007.....	3	1	2	0			2	0	0		0	6	
4. 2008.....	6		3	0	0		2	0	0		0	11	
5. 2009.....	4		16	2	0		2	0	1		0	21	
6. 2010.....	15		12	3	0		5	0	1		1	31	
7. 2011.....	51	0	42	7	0		7	1	6		1	99	1
8. 2012.....	73	18	86	32	1	0	18	11	12		1	129	2
9. 2013.....	219	44	210	46	2	0	33	8	25		2	391	4
10. 2014.....	272	57	441	113	4	1	58	16	50		2	636	7
11. 2015.....	281	39	910	154	3	0	88	16	101		4	1,173	11
12. Totals	929	161	1,698	341	9	2	198	51	197		11	2,478	26

	Total Losses and Loss Expenses Incurred			Loss and Loss Expense Percentage (Incurred /Premiums Earned)			Nontabular Discount		34 Inter-Company Pooling Participation Percentage	Net Balance Sheet Reserves After Discount	
	26 Direct and Assumed	27 Ceded	28 Net	29 Direct and Assumed	30 Ceded	31 Net	32 Loss	33 Loss Expense		35 Losses Unpaid	36 Loss Expenses Unpaid
1. Prior.....	XXX	XXX	XXX	XXX	XXX	XXX			XXX	(8)	(18)
2. 2006.....	518	50	468	37.2	20.5	40.7			1.0	3	2
3. 2007.....	782	103	679	52.2	38.3	55.3			1.0	4	2
4. 2008.....	629	43	586	40.1	16.6	44.7			1.0	8	3
5. 2009.....	603	192	410	34.3	27.7	38.6			1.0	19	3
6. 2010.....	840	345	495	46.3	38.5	53.8			1.0	25	6
7. 2011.....	1,081	223	858	48.1	36.2	52.5			1.0	86	13
8. 2012.....	1,069	357	712	46.7	48.9	45.6			1.0	110	19
9. 2013.....	1,309	329	980	56.8	50.9	59.1			1.0	339	52
10. 2014.....	1,183	293	890	47.8	48.8	47.5			1.0	542	94
11. 2015.....	1,509	252	1,257	56.5	48.0	58.5			1.0	998	176
12. Totals	XXX	XXX	XXX	XXX	XXX	XXX			XXX	2,126	352

ANNUAL STATEMENT FOR THE YEAR 2015 OF THE FARMERS INSURANCE OF COLUMBUS, INC.

SCHEDULE P - PART 1H - SECTION 2 - OTHER LIABILITY - CLAIMS-MADE

(\$000 OMITTED)

Years in Which Premiums Were Earned and Losses Were Incurred	Premiums Earned			Loss and Loss Expense Payments								12
	1	2	3	Loss Payments		Defense and Cost Containment Payments		Adjusting and Other Payments		10	11	Number of Claims Reported Direct and Assumed
	Direct and Assumed	Ceded	Net (1 - 2)	4	5	6	7	8	9	Salvage and Subrogation Received	Total Net Paid Cols (4 - 5 + 6 - 7 + 8 - 9)	
				Direct and Assumed	Ceded	Direct and Assumed	Ceded	Direct and Assumed	Ceded			
1. Prior.....	XXX	XXX	XXX									XXX
2. 2006.....												
3. 2007.....												
4. 2008.....												
5. 2009.....												
6. 2010.....												
7. 2011.....												
8. 2012.....												
9. 2013.....												
10. 2014.....												
11. 2015.....												
12. Totals	XXX	XXX	XXX									XXX

	Losses Unpaid				Defense and Cost Containment Unpaid				Adjusting and Other Unpaid		23 Salvage and Subrogation Anticipated	24 Total Net Losses and Expenses Unpaid	25 Number of Claims Outstanding Direct and Assumed
	Case Basis		Bulk + IBNR		Case Basis		Bulk + IBNR		Adjusting and Other Unpaid				
	13	14	15	16	17	18	19	20	21	22			
	Direct and Assumed	Ceded	Direct and Assumed	Ceded	Direct and Assumed	Ceded	Direct and Assumed	Ceded	Direct and Assumed	Ceded			
1. Prior.....													
2. 2006.....													
3. 2007.....													
4. 2008.....													
5. 2009.....													
6. 2010.....													
7. 2011.....													
8. 2012.....													
9. 2013.....													
10. 2014.....													
11. 2015.....													
12. Totals													

	Total Losses and Loss Expenses Incurred			Loss and Loss Expense Percentage (Incurred /Premiums Earned)			Nontabular Discount		34 Inter-Company Pooling Participation Percentage	Net Balance Sheet Reserves After Discount	
	26	27	28	29	30	31	32	33		35	36
	Direct and Assumed	Ceded	Net	Direct and Assumed	Ceded	Net	Loss	Loss Expense		Losses Unpaid	Loss Expenses Unpaid
1. Prior.....	XXX	XXX	XXX	XXX	XXX	XXX			XXX		
2. 2006.....											
3. 2007.....											
4. 2008.....											
5. 2009.....											
6. 2010.....											
7. 2011.....											
8. 2012.....											
9. 2013.....											
10. 2014.....											
11. 2015.....											
12. Totals	XXX	XXX	XXX	XXX	XXX	XXX			XXX		

ANNUAL STATEMENT FOR THE YEAR 2015 OF THE FARMERS INSURANCE OF COLUMBUS, INC.

SCHEDULE P - PART 11 - SPECIAL PROPERTY (FIRE, ALLIED LINES, INLAND MARINE, EARTHQUAKE, BURGLARY AND THEFT)

(\$000 OMITTED)

Years in Which Premiums Were Earned and Losses Were Incurred	Premiums Earned			Loss and Loss Expense Payments								12
	1	2	3	Loss Payments		Defense and Cost Containment Payments		Adjusting and Other Payments		10	11	Number of Claims Reported Direct and Assumed
				4	5	6	7	8	9			
	Direct and Assumed	Ceded	Net (1 - 2)	Direct and Assumed	Ceded	Direct and Assumed	Ceded	Direct and Assumed	Ceded	Salvage and Subrogation Received	Total Net Paid Cols (4 - 5 + 6 - 7 + 8 - 9)	
1. Prior.....	XXX	XXX	XXX80182357	1286	XXX
2. 2014.....	9,947	3,335	6,612	3,346	821	59	20	425	148	44	2,840	XXX
3. 2015	10,518	2,828	7,690	3,370	1,040	56	35	374	115	20	2,610	XXX
4. Totals	XXX	XXX	XXX	6,796	1,880	138	61	806	263	75	5,536	XXX

	Losses Unpaid				Defense and Cost Containment Unpaid				Adjusting and Other Unpaid		23	24	25
	Case Basis		Bulk + IBNR		Case Basis		Bulk + IBNR				Salvage and Subrogation Anticipated	Total Net Losses and Expenses Unpaid	Number of Claims Outstanding Direct and Assumed
	13	14	15	16	17	18	19	20	21	22			
	Direct and Assumed	Ceded	Direct and Assumed	Ceded	Direct and Assumed	Ceded	Direct and Assumed	Ceded	Direct and Assumed	Ceded			
1. Prior	166	.5	.67	.39	(2)	.0	.44	.6	.5		16	.230	1
2. 2014	22	.4	.80	.18	.0	.0	.10	.2	10		17	.97	2
3. 2015	333	156	465	89	3	0	21	3	121		48	695	29
4. Totals	520	165	612	146	1	0	75	11	137		81	1,022	31

	Total Losses and Loss Expenses Incurred			Loss and Loss Expense Percentage (Incurred /Premiums Earned)			Nontabular Discount		34	Net Balance Sheet Reserves After Discount	
	26	27	28	29	30	31	32	33	Inter-Company Pooling Participation Percentage	35	36
	Direct and Assumed	Ceded	Net	Direct and Assumed	Ceded	Net	Loss	Loss Expense		Losses Unpaid	Loss Expenses Unpaid
1. Prior	XXX	XXX	XXX	XXX	XXX	XXX			XXX	.189	.42
2. 2014	3,952	1,014	2,938	39.7	30.4	44.4			1.0	.79	.18
3. 2015	4,744	1,439	3,304	45.1	50.9	43.0			1.0	553	142
4. Totals	XXX	XXX	XXX	XXX	XXX	XXX			XXX	821	201

ANNUAL STATEMENT FOR THE YEAR 2015 OF THE FARMERS INSURANCE OF COLUMBUS, INC.

SCHEDULE P - PART 1J - AUTO PHYSICAL DAMAGE

(\$000 OMITTED)

Years in Which Premiums Were Earned and Losses Were Incurred	Premiums Earned			Loss and Loss Expense Payments								12
	1	2	3	Loss Payments		Defense and Cost Containment Payments		Adjusting and Other Payments		10	11	Number of Claims Reported Direct and Assumed
				4	5	6	7	8	9			
Direct and Assumed	Ceded	Net (1 - 2)	Direct and Assumed	Ceded	Direct and Assumed	Ceded	Direct and Assumed	Ceded	Salvage and Subrogation Received	Total Net Paid Cols (4 - 5 + 6 - 7 + 8 - 9)		
1. Prior.....	XXX	XXX	XXX	(33)	(40)	15	6	14		135	29	XXX
2. 2014.....	37,438	15,559	21,879	22,893	9,493	34	19	2,598	1,459	4,619	14,555	16,596
3. 2015.....	39,200	11,578	27,622	22,298	6,557	16	5	2,400	1,077	3,257	17,075	14,561
4. Totals.....	XXX	XXX	XXX	45,158	16,009	65	29	5,012	2,537	8,011	31,659	XXX

	Losses Unpaid				Defense and Cost Containment Unpaid				Adjusting and Other Unpaid		23	24	25
	Case Basis		Bulk + IBNR		Case Basis		Bulk + IBNR						
	13	14	15	16	17	18	19	20	21	22			
	Direct and Assumed	Ceded	Direct and Assumed	Ceded	Direct and Assumed	Ceded	Direct and Assumed	Ceded	Direct and Assumed	Ceded			
1. Prior	3	(41)	(21)	96	0	0	23	3	27		99	(25)	83
2. 2014	2	0	(25)	(5)	0	0	16	3	17		104	11	42
3. 2015	159	79	2,231	624	1	0	28	8	535		1,757	2,243	195
4. Totals	165	38	2,185	714	1	0	67	14	579		1,960	2,229	319

	Total Losses and Loss Expenses Incurred			Loss and Loss Expense Percentage (Incurred /Premiums Earned)			Nontabular Discount		34 Inter-Company Pooling Participation Percentage	Net Balance Sheet Reserves After Discount	
	26	27	28	29	30	31	32	33		35	36
	Direct and Assumed	Ceded	Net	Direct and Assumed	Ceded	Net	Loss	Loss Expense		Losses Unpaid	Loss Expenses Unpaid
1. Prior.....	XXX	XXX	XXX	XXX	XXX	XXX			XXX	(72)	48
2. 2014.....	25,536	10,969	14,566	68.2	70.5	66.6			1.0	(18)	29
3. 2015.....	27,668	8,350	19,318	70.6	72.1	69.9			1.0	1,687	556
4. Totals.....	XXX	XXX	XXX	XXX	XXX	XXX			XXX	1,597	633

ANNUAL STATEMENT FOR THE YEAR 2015 OF THE FARMERS INSURANCE OF COLUMBUS, INC.

SCHEDULE P - PART 1K - FIDELITY/SURETY

(\$000 OMITTED)

Years in Which Premiums Were Earned and Losses Were Incurred	Premiums Earned			Loss and Loss Expense Payments								12
	1 Direct and Assumed	2 Ceded	3 Net (1 - 2)	Loss Payments		Defense and Cost Containment Payments		Adjusting and Other Payments		10 Salvage and Subrogation Received	11 Total Net Paid Cols (4 - 5 + 6 - 7 + 8 - 9)	Number of Claims Reported Direct and Assumed
				4 Direct and Assumed	5 Ceded	6 Direct and Assumed	7 Ceded	8 Direct and Assumed	9 Ceded			
1. Prior.....	XXX	XXX	XXX00000010	XXX
2. 2014.....	10	2	820		1002	XXX
3. 2015.....	9	1	8	1	0			0	0	0	1	XXX
4. Totals	XXX	XXX	XXX	3	1	0	0	1	0	1	3	XXX

	Losses Unpaid				Defense and Cost Containment Unpaid				Adjusting and Other Unpaid		23	24	25
	Case Basis		Bulk + IBNR		Case Basis		Bulk + IBNR						
	13	14	15	16	17	18	19	20	21	22			
	Direct and Assumed	Ceded	Direct and Assumed	Ceded	Direct and Assumed	Ceded	Direct and Assumed	Ceded	Direct and Assumed	Ceded			
1. Prior			5	1			2	0	1		1	6	
2. 2014			2	1			1	0	0		1	2	
3. 2015			3	1			1	0	0		1	4	
4. Totals			10	2			4	1	1		3	13	

	Total Losses and Loss Expenses Incurred			Loss and Loss Expense Percentage (Incurred /Premiums Earned)			Nontabular Discount		34 Inter-Company Pooling Participation Percentage	Net Balance Sheet Reserves After Discount	
	26	27	28	29	30	31	32	33		35	36
	Direct and Assumed	Ceded	Net	Direct and Assumed	Ceded	Net	Loss	Loss Expense		Losses Unpaid	Loss Expenses Unpaid
1. Prior.....	XXX	XXX	XXX	XXX	XXX	XXX			XXX	4	3
2. 2014.....	6	1	5	60.8	71.5	58.1			1.0	1	1
3. 2015.....	6	1	5	69.2	96.4	64.8			1.0	3	1
4. Totals	XXX	XXX	XXX	XXX	XXX	XXX			XXX	8	5

ANNUAL STATEMENT FOR THE YEAR 2015 OF THE FARMERS INSURANCE OF COLUMBUS, INC.

SCHEDULE P - PART 1L - OTHER (INCLUDING CREDIT, ACCIDENT AND HEALTH)

(\$000 OMITTED)

Years in Which Premiums Were Earned and Losses Were Incurred	Premiums Earned			Loss and Loss Expense Payments							12	
	1 Direct and Assumed	2 Ceded	3 Net (1 - 2)	Loss Payments		Defense and Cost Containment Payments		Adjusting and Other Payments		10 Salvage and Subrogation Received	11 Total Net Paid Cols (4 - 5 + 6 - 7 + 8 - 9)	Number of Claims Reported Direct and Assumed
				4	5	6	7	8	9			
				Direct and Assumed	Ceded	Direct and Assumed	Ceded	Direct and Assumed	Ceded			
1. Prior.....	XXX	XXX	XXX00000000	XXX
2. 2014.....	(1)0	(1)00000000	XXX
3. 2015.....								0			0	XXX
4. Totals	XXX	XXX	XXX	0	0	0	0	0	0		0	XXX

	Losses Unpaid				Defense and Cost Containment Unpaid				Adjusting and Other Unpaid		23	24	25
	Case Basis		Bulk + IBNR		Case Basis		Bulk + IBNR						
	13	14	15	16	17	18	19	20	21	22			
	Direct and Assumed	Ceded	Direct and Assumed	Ceded	Direct and Assumed	Ceded	Direct and Assumed	Ceded	Direct and Assumed	Ceded			
1. Prior			0	0			0	0	0		0	0	
2. 2014							0		0				
3. 2015													
4. Totals			0	0			0	0	0		0	0	

	Total Losses and Loss Expenses Incurred			Loss and Loss Expense Percentage (Incurred /Premiums Earned)			Nontabular Discount		34 Inter-Company Pooling Participation Percentage	Net Balance Sheet Reserves After Discount	
	26 Direct and Assumed	27 Ceded	28 Net	29 Direct and Assumed	30 Ceded	31 Net	32 Loss	33 Loss Expense		35 Losses Unpaid	36 Loss Expenses Unpaid
1. Prior.....	XXX	XXX	XXX	XXX	XXX	XXX			XXX	0	0
2. 2014.....	0	0	0	(45.9)	1.6	(57.8)			1.0		
3. 2015.....	0		0						1.0		
4. Totals.....	XXX	XXX	XXX	XXX	XXX	XXX			XXX	0	0

Schedule P - Part 1M - International

N O N E

Schedule P - Part 1N - Reinsurance - Nonproportional Assumed Property

N O N E

Schedule P - Part 1O - Reinsurance - Nonproportional Assumed Liability

N O N E

Schedule P - Part 1P - Reinsurance - Nonproportional Assumed Financial Lines

N O N E

ANNUAL STATEMENT FOR THE YEAR 2015 OF THE FARMERS INSURANCE OF COLUMBUS, INC.

SCHEDULE P - PART 1R - SECTION 1 - PRODUCTS LIABILITY - OCCURRENCE

(\$000 OMITTED)

Years in Which Premiums Were Earned and Losses Were Incurred	Premiums Earned			Loss and Loss Expense Payments								12
	1 Direct and Assumed	2 Ceded	3 Net (1 - 2)	Loss Payments		Defense and Cost Containment Payments		Adjusting and Other Payments		10 Salvage and Subrogation Received	11 Total Net Paid Cols (4 - 5 + 6 - 7 + 8 - 9)	Number of Claims Reported Direct and Assumed
				4 Direct and Assumed	5 Ceded	6 Direct and Assumed	7 Ceded	8 Direct and Assumed	9 Ceded			
1. Prior.....	XXX	XXX	XXX			0		0			0	XXX
2. 2006.....	5		5	1	0	0	0	0		0	1	
3. 2007.....	5		5	7	1	2	0	0			9	1
4. 2008.....	4	0	4	28	2	8	1	1	0	0	35	4
5. 2009.....	4	1	3	56	18	7	2	2	0	1	44	5
6. 2010.....	3	1	2	39	16	9	4	2	0	6	29	5
7. 2011.....	3	0	2	28	4	3	1	3	0	0	29	6
8. 2012.....	3	1	2	13	3	1	0	4	0	1	16	5
9. 2013.....	2	0	2	0	0	0	0	1	0		1	1
10. 2014.....	2	0	2	0	0	0	0	1	0		1	
11. 2015.....	2	0	2			0	0	0	0		0	
12. Totals	XXX	XXX	XXX	173	43	31	8	15	0	7	167	XXX

	Losses Unpaid				Defense and Cost Containment Unpaid				Adjusting and Other Unpaid		23	24	25
	Case Basis		Bulk + IBNR		Case Basis		Bulk + IBNR						
	13	14	15	16	17	18	19	20	21	22			
	Direct and Assumed	Ceded	Direct and Assumed	Ceded	Direct and Assumed	Ceded	Direct and Assumed	Ceded	Direct and Assumed	Ceded			
1. Prior.....			1	0			1	0	0		0	1	
2. 2006.....			0	0			0		0		0	0	
3. 2007.....	0		0	0	0		0	0	0		0	1	
4. 2008.....	0		0	0			0		0		0	0	
5. 2009.....	0		0	0			0	0	0		0	1	
6. 2010.....			0	0	0		0	0	0		0	1	
7. 2011.....	0		0	0	0		0	0	0		0	1	
8. 2012.....		2	0	1		0	0	1	0		0	(3)	
9. 2013.....		0	1	0			0	0	0		0	1	
10. 2014.....	0		1	0			0	0	0		1	1	
11. 2015.....	0		1	0			0	0	0		1	1	
12. Totals	0	2	5	2	0	0	3	1	1		2	5	

	Total Losses and Loss Expenses Incurred			Loss and Loss Expense Percentage (Incurred /Premiums Earned)			Nontabular Discount		34 Inter-Company Pooling Participation Percentage	Net Balance Sheet Reserves After Discount	
	26	27	28	29	30	31	32	33		35	36
	Direct and Assumed	Ceded	Net	Direct and Assumed	Ceded	Net	Loss	Loss Expense		Losses Unpaid	Loss Expenses Unpaid
1. Prior.....	XXX	XXX	XXX	XXX	XXX	XXX			XXX	1	1
2. 2006.....	2	0	2	37.8		32.6			1.0	0	0
3. 2007.....	10	1	10	206.2		192.3			1.0	0	0
4. 2008.....	38	2	35	910.8	901.3	911.4			1.0	0	0
5. 2009.....	65	20	44	1,602.4	1,994.1	1,469.6			1.0	0	0
6. 2010.....	50	20	30	1,473.8	1,636.9	1,383.1			1.0	0	0
7. 2011.....	35	5	30	1,221.1	1,155.0	1,233.4			1.0	0	0
8. 2012.....	20	7	13	720.5	1,190.3	600.2			1.0	(2)	0
9. 2013.....	2	0	2	109.1	41.1	127.1			1.0	0	0
10. 2014.....	2	0	2	113.2	82.2	121.3			1.0	1	0
11. 2015.....	2	0	1	67.7	85.2	64.7			1.0	1	1
12. Totals	XXX	XXX	XXX	XXX	XXX	XXX			XXX	2	3

Schedule P - Part 1R - Section 2 - Products Liability - Claims-Made

N O N E

Schedule P - Part 1S - Financial Guaranty/Mortgage Guaranty

N O N E

Schedule P - Part 1T - Warranty

N O N E

ANNUAL STATEMENT FOR THE YEAR 2015 OF THE FARMERS INSURANCE OF COLUMBUS, INC.

SCHEDULE P - PART 2A - HOMEOWNERS/FARMOWNERS

Years in Which Losses Were Incurred	INCURRED NET LOSSES AND DEFENSE AND COST CONTAINMENT EXPENSES REPORTED AT YEAR END (\$000 OMITTED)										DEVELOPMENT	
	1 2006	2 2007	3 2008	4 2009	5 2010	6 2011	7 2012	8 2013	9 2014	10 2015	11 One Year	12 Two Year
1. Prior.....	3,585	3,003	2,630	2,808	2,832	2,848	2,809	2,807	2,795	2,838	43	32
2. 2006.....	14,992	14,521	14,605	14,601	14,625	14,622	14,614	14,612	14,616	14,615	0	3
3. 2007.....	XXX	19,016	18,635	18,446	18,442	18,453	18,455	18,447	18,453	18,462	8	14
4. 2008.....	XXX	XXX	25,696	24,321	24,275	24,010	23,739	23,645	23,655	23,636	(19)	(8)
5. 2009.....	XXX	XXX	XXX	15,651	14,614	14,344	14,260	14,314	14,337	14,345	8	30
6. 2010.....	XXX	XXX	XXX	XXX	15,421	14,707	14,651	14,760	14,727	14,741	13	(19)
7. 2011.....	XXX	XXX	XXX	XXX	XXX	26,437	26,038	25,581	25,601	25,701	100	120
8. 2012.....	XXX	XXX	XXX	XXX	XXX	XXX	21,737	21,776	22,136	21,999	(137)	223
9. 2013.....	XXX	XXX	XXX	XXX	XXX	XXX	XXX	22,500	22,408	22,337	(70)	(163)
10. 2014.....	XXX	XXX	XXX	XXX	XXX	XXX	XXX	XXX	20,834	20,676	(158)	XXX
11. 2015.....	XXX	XXX	XXX	XXX	XXX	XXX	XXX	XXX	XXX	24,010	XXX	XXX
12. Totals											(212)	233

SCHEDULE P - PART 2B - PRIVATE PASSENGER AUTO LIABILITY/MEDICAL

1. Prior.....	12,941	12,691	12,694	12,552	12,186	12,172	12,252	12,690	12,682	12,719	37	29
2. 2006.....	28,074	27,596	27,172	26,881	26,445	26,386	26,391	26,398	26,411	26,418	6	20
3. 2007.....	XXX	32,029	31,103	30,634	30,326	30,280	30,254	30,289	30,297	30,315	18	26
4. 2008.....	XXX	XXX	29,592	28,305	27,426	27,269	27,270	27,399	27,466	27,481	15	82
5. 2009.....	XXX	XXX	XXX	24,780	24,648	24,499	24,733	24,657	24,675	24,822	147	165
6. 2010.....	XXX	XXX	XXX	XXX	26,915	26,055	25,952	25,811	25,836	25,824	(12)	13
7. 2011.....	XXX	XXX	XXX	XXX	XXX	34,930	35,294	35,481	35,605	35,767	162	286
8. 2012.....	XXX	XXX	XXX	XXX	XXX	XXX	32,921	32,667	32,987	33,346	358	679
9. 2013.....	XXX	XXX	XXX	XXX	XXX	XXX	XXX	29,759	29,765	30,580	815	821
10. 2014.....	XXX	XXX	XXX	XXX	XXX	XXX	XXX	XXX	28,572	29,363	792	XXX
11. 2015.....	XXX	XXX	XXX	XXX	XXX	XXX	XXX	XXX	XXX	34,148	XXX	XXX
12. Totals											2,339	2,122

SCHEDULE P - PART 2C - COMMERCIAL AUTO/TRUCK LIABILITY/MEDICAL

1. Prior.....	1,100	1,089	1,094	1,087	1,014	1,038	1,011	1,009	1,005	1,001	(4)	(7)
2. 2006.....	1,067	1,050	855	851	851	879	880	898	899	905	5	7
3. 2007.....	XXX	1,152	1,066	1,006	1,050	1,043	1,043	1,043	1,047	1,042	(5)	(1)
4. 2008.....	XXX	XXX	1,201	1,336	1,230	1,250	1,246	1,225	1,247	1,242	(5)	16
5. 2009.....	XXX	XXX	XXX	1,108	1,177	1,167	1,184	1,207	1,199	1,189	(10)	(18)
6. 2010.....	XXX	XXX	XXX	XXX	1,194	1,199	1,173	1,203	1,188	1,194	6	(9)
7. 2011.....	XXX	XXX	XXX	XXX	XXX	1,449	1,571	1,580	1,550	1,571	22	(8)
8. 2012.....	XXX	XXX	XXX	XXX	XXX	XXX	1,537	1,679	1,658	1,682	24	3
9. 2013.....	XXX	XXX	XXX	XXX	XXX	XXX	XXX	1,532	1,550	1,561	11	29
10. 2014.....	XXX	XXX	XXX	XXX	XXX	XXX	XXX	XXX	1,444	1,352	(92)	XXX
11. 2015.....	XXX	XXX	XXX	XXX	XXX	XXX	XXX	XXX	XXX	1,394	XXX	XXX
12. Totals											(46)	12

SCHEDULE P - PART 2D - WORKERS' COMPENSATION
(EXCLUDING EXCESS WORKERS' COMPENSATION)

1. Prior.....	6,130	5,743	5,840	5,855	5,518	5,388	5,318	5,315	5,325	5,238	(87)	(77)
2. 2006.....	2,195	1,996	1,716	1,685	1,673	1,682	1,694	1,702	1,707	1,693	(14)	(9)
3. 2007.....	XXX	1,894	1,961	2,005	2,027	2,014	2,033	2,052	2,052	2,055	3	3
4. 2008.....	XXX	XXX	2,205	2,289	2,370	2,438	2,462	2,478	2,476	2,485	8	6
5. 2009.....	XXX	XXX	XXX	1,794	2,115	2,230	2,243	2,263	2,273	2,327	55	64
6. 2010.....	XXX	XXX	XXX	XXX	2,190	2,160	2,164	2,149	2,148	2,214	65	64
7. 2011.....	XXX	XXX	XXX	XXX	XXX	3,091	3,218	3,248	3,255	3,345	90	97
8. 2012.....	XXX	XXX	XXX	XXX	XXX	XXX	2,586	2,639	2,629	2,616	(13)	(23)
9. 2013.....	XXX	XXX	XXX	XXX	XXX	XXX	XXX	2,034	2,071	2,033	(38)	(1)
10. 2014.....	XXX	XXX	XXX	XXX	XXX	XXX	XXX	XXX	1,894	1,870	(24)	XXX
11. 2015.....	XXX	XXX	XXX	XXX	XXX	XXX	XXX	XXX	XXX	2,054	XXX	XXX
12. Totals											46	124

SCHEDULE P - PART 2E - COMMERCIAL MULTIPLE PERIL

1. Prior.....	5,014	4,815	4,481	4,466	4,390	4,164	3,861	3,833	3,735	3,722	(13)	(111)
2. 2006.....	5,071	5,060	4,773	4,850	4,947	5,009	4,937	4,933	4,912	4,862	(50)	(71)
3. 2007.....	XXX	5,722	5,554	5,403	5,508	5,509	5,409	5,399	5,340	5,287	(52)	(112)
4. 2008.....	XXX	XXX	7,875	7,840	7,673	7,589	7,425	7,373	7,301	7,231	(70)	(142)
5. 2009.....	XXX	XXX	XXX	6,148	5,773	5,604	5,568	5,502	5,422	5,387	(34)	(114)
6. 2010.....	XXX	XXX	XXX	XXX	6,351	6,788	6,697	6,644	6,641	6,602	(40)	(43)
7. 2011.....	XXX	XXX	XXX	XXX	XXX	9,728	9,931	9,858	9,718	9,787	69	(70)
8. 2012.....	XXX	XXX	XXX	XXX	XXX	XXX	9,388	9,464	9,351	9,282	(69)	(182)
9. 2013.....	XXX	XXX	XXX	XXX	XXX	XXX	XXX	7,910	7,860	7,855	(5)	(54)
10. 2014.....	XXX	XXX	XXX	XXX	XXX	XXX	XXX	XXX	7,585	7,437	(148)	XXX
11. 2015.....	XXX	XXX	XXX	XXX	XXX	XXX	XXX	XXX	XXX	7,157	XXX	XXX
12. Totals											(412)	(899)

ANNUAL STATEMENT FOR THE YEAR 2015 OF THE FARMERS INSURANCE OF COLUMBUS, INC.

SCHEDULE P - PART 2F - SECTION 1 - MEDICAL PROFESSIONAL LIABILITY - OCCURRENCE

Years in Which Losses Were Incurred	INCURRED NET LOSSES AND DEFENSE AND COST CONTAINMENT EXPENSES REPORTED AT YEAR END (\$000 OMITTED)										DEVELOPMENT	
	1 2006	2 2007	3 2008	4 2009	5 2010	6 2011	7 2012	8 2013	9 2014	10 2015	11 One Year	12 Two Year
1. Prior.....	812	929	966	1,003	937	945	955	978	985	985	0	8
2. 2006.....	(1)	(1)	(1)	(1)	(1)	(1)	(1)	(1)	(1)	(1)		
3. 2007.....	XXX	1	1	1	1	6	6	6	6	6		
4. 2008.....	XXX	XXX										
5. 2009.....	XXX	XXX	XXX	0								
6. 2010.....	XXX	XXX	XXX	XXX								
7. 2011.....	XXX	XXX	XXX	XXX	XXX							
8. 2012.....	XXX	XXX	XXX	XXX	XXX	XXX				0	0	0
9. 2013.....	XXX	XXX	XXX	XXX	XXX	XXX	XXX			0	0	0
10. 2014.....	XXX	XXX	XXX	XXX	XXX	XXX	XXX	XXX				XXX
11. 2015.....	XXX	XXX	XXX	XXX	XXX	XXX	XXX	XXX	XXX	4	XXX	XXX
12. Totals											1	8

SCHEDULE P - PART 2F - SECTION 2 - MEDICAL PROFESSIONAL LIABILITY - CLAIMS-MADE

1. Prior.....	690	752	729	633	724	747	727	808	766	763	(3)	(45)
2. 2006.....												
3. 2007.....	XXX											
4. 2008.....	XXX	XXX										
5. 2009.....	XXX	XXX	XXX									
6. 2010.....	XXX	XXX	XXX	XXX								
7. 2011.....	XXX	XXX	XXX	XXX	XXX							
8. 2012.....	XXX	XXX	XXX	XXX	XXX	XXX						
9. 2013.....	XXX	XXX	XXX	XXX	XXX	XXX	XXX					
10. 2014.....	XXX	XXX	XXX	XXX	XXX	XXX	XXX	XXX				XXX
11. 2015.....	XXX	XXX	XXX	XXX	XXX	XXX	XXX	XXX	XXX		XXX	XXX
12. Totals											(3)	(45)

SCHEDULE P - PART 2G - SPECIAL LIABILITY (OCEAN MARINE, AIRCRAFT (ALL PERILS),
BOILER AND MACHINERY)

1. Prior.....	285	264	267	255	248	248	248	179	179	179	0	0
2. 2006.....	231	234	233	230	224	222	222	221	221	221		0
3. 2007.....	XXX	296	256	251	243	240	240	240	240	240	0	0
4. 2008.....	XXX	XXX	359	315	310	315	306	310	310	310	0	0
5. 2009.....	XXX	XXX	XXX	132	112	114	112	101	101	101	0	0
6. 2010.....	XXX	XXX	XXX	XXX	23	21	19	18	18	18		0
7. 2011.....	XXX	XXX	XXX	XXX	XXX	185	190	190	190	190	0	0
8. 2012.....	XXX	XXX	XXX	XXX	XXX	XXX	246	245	246	243	(3)	(2)
9. 2013.....	XXX	XXX	XXX	XXX	XXX	XXX	XXX	176	172	173	1	(3)
10. 2014.....	XXX	XXX	XXX	XXX	XXX	XXX	XXX	XXX	204	203	0	XXX
11. 2015.....	XXX	XXX	XXX	XXX	XXX	XXX	XXX	XXX	XXX	262	XXX	XXX
12. Totals											(2)	(6)

SCHEDULE P - PART 2H - SECTION 1 - OTHER LIABILITY - OCCURRENCE

1. Prior.....	1,448	1,766	1,388	1,174	851	773	688	688	675	654	(21)	(34)
2. 2006.....	1,031	886	548	504	482	464	446	448	440	448	8	0
3. 2007.....	XXX	982	814	768	687	716	684	669	661	657	(4)	(12)
4. 2008.....	XXX	XXX	875	725	591	577	578	574	561	558	(2)	(16)
5. 2009.....	XXX	XXX	XXX	553	510	436	436	426	410	399	(11)	(27)
6. 2010.....	XXX	XXX	XXX	XXX	670	487	436	453	475	480	5	27
7. 2011.....	XXX	XXX	XXX	XXX	XXX	943	798	762	819	800	(19)	38
8. 2012.....	XXX	XXX	XXX	XXX	XXX	XXX	755	692	698	681	(17)	(11)
9. 2013.....	XXX	XXX	XXX	XXX	XXX	XXX	XXX	816	879	938	60	123
10. 2014.....	XXX	XXX	XXX	XXX	XXX	XXX	XXX	XXX	901	836	(65)	XXX
11. 2015.....	XXX	XXX	XXX	XXX	XXX	XXX	XXX	XXX	XXX	1,151	XXX	XXX
12. Totals											(67)	87

SCHEDULE P - PART 2H - SECTION 2 - OTHER LIABILITY - CLAIMS-MADE

1. Prior.....												
2. 2006.....												
3. 2007.....	XXX											
4. 2008.....	XXX	XXX										
5. 2009.....	XXX	XXX	XXX									
6. 2010.....	XXX	XXX	XXX	XXX	XXX	XXX						
7. 2011.....	XXX	XXX	XXX	XXX	XXX	XXX						
8. 2012.....	XXX	XXX	XXX	XXX	XXX	XXX						
9. 2013.....	XXX	XXX	XXX	XXX	XXX	XXX						
10. 2014.....	XXX	XXX	XXX	XXX	XXX	XXX	XXX	XXX				XXX
11. 2015.....	XXX	XXX	XXX	XXX	XXX	XXX	XXX	XXX	XXX		XXX	XXX
12. Totals												

ANNUAL STATEMENT FOR THE YEAR 2015 OF THE FARMERS INSURANCE OF COLUMBUS, INC.

SCHEDULE P - PART 2I - SPECIAL PROPERTY (FIRE, ALLIED LINES, INLAND MARINE, EARTHQUAKE, BURGLARY, AND THEFT)

Years in Which Losses Were Incurred	INCURRED NET LOSSES AND DEFENSE AND COST CONTAINMENT EXPENSES REPORTED AT YEAR END (\$000 OMITTED)										DEVELOPMENT	
	1 2006	2 2007	3 2008	4 2009	5 2010	6 2011	7 2012	8 2013	9 2014	10 2015	11 One Year	12 Two Year
1. Prior.....	XXX	XXX	XXX	XXX	XXX	XXX	XXX	778	815	819	5	41
2. 2014.....	XXX	XXX	XXX	XXX	XXX	XXX	XXX	XXX	2,633	2,650	17	XXX
3. 2015.....	XXX	XXX	XXX	XXX	XXX	XXX	XXX	XXX	XXX	2,924	XXX	XXX
4. Totals											21	41

SCHEDULE P - PART 2J - AUTO PHYSICAL DAMAGE

1. Prior.....	XXX	XXX	XXX	XXX	XXX	XXX	XXX	1,319	1,403	1,357	(46)	38
2. 2014.....	XXX	XXX	XXX	XXX	XXX	XXX	XXX	XXX	13,513	13,411	(102)	XXX
3. 2015.....	XXX	XXX	XXX	XXX	XXX	XXX	XXX	XXX	XXX	17,460	XXX	XXX
4. Totals											(148)	38

SCHEDULE P - PART 2K - FIDELITY/SURETY

1. Prior.....	XXX	XXX	XXX	XXX	XXX	XXX	XXX	16	10	6	(4)	(10)
2. 2014.....	XXX	XXX	XXX	XXX	XXX	XXX	XXX	XXX	4	4	0	XXX
3. 2015.....	XXX	XXX	XXX	XXX	XXX	XXX	XXX	XXX	XXX	4	XXX	XXX
4. Totals											(4)	(10)

SCHEDULE P - PART 2L - OTHER (INCLUDING CREDIT, ACCIDENT AND HEALTH)

1. Prior.....	XXX	XXX	XXX	XXX	XXX	XXX	XXX	7	4	4	0	(3)
2. 2014.....	XXX	XXX	XXX	XXX	XXX	XXX	XXX	XXX	0	0	0	XXX
3. 2015.....	XXX	XXX	XXX	XXX	XXX	XXX	XXX	XXX	XXX		XXX	XXX
4. Totals											0	(3)

SCHEDULE P - PART 2M - INTERNATIONAL

1. Prior.....												
2. 2006.....												
3. 2007.....	XXX											
4. 2008.....	XXX	XXX										
5. 2009.....	XXX	XXX	XXX									
6. 2010.....	XXX	XXX	XXX	XXX								
7. 2011.....	XXX	XXX	XXX	XXX	XXX							
8. 2012.....	XXX	XXX	XXX	XXX	XXX	XXX						
9. 2013.....	XXX	XXX	XXX	XXX	XXX	XXX	XXX					
10. 2014.....	XXX	XXX	XXX	XXX	XXX	XXX	XXX	XXX				XXX
11. 2015.....	XXX	XXX	XXX	XXX	XXX	XXX	XXX	XXX	XXX		XXX	XXX
12. Totals												

Schedule P - Part 2N - Reinsurance - Nonproportional Assumed Property

N O N E

Schedule P - Part 2O - Reinsurance - Nonproportional Assumed Liability

N O N E

Schedule P - Part 2P - Reinsurance - Nonproportional Assumed Financial Lines

N O N E

SCHEDULE P - PART 2R - SECTION 1 - PRODUCTS LIABILITY - OCCURENCE

Years in Which Losses Were Incurred	INCURRED NET LOSSES AND DEFENSE AND COST CONTAINMENT EXPENSES REPORTED AT YEAR END (\$000 OMITTED)										DEVELOPMENT	
	1 2006	2 2007	3 2008	4 2009	5 2010	6 2011	7 2012	8 2013	9 2014	10 2015	11 One Year	12 Two Year
1. Prior.....	16	25	25	22	20	16	14	14	12	12	0	(2)
2. 2006.....	5	6	4	3	3	3	2	2	2	2	0	0
3. 2007.....	XXX	7	7	9	9	9	9	9	10	9	0	0
4. 2008.....	XXX	XXX	16	32	33	34	38	38	38	35	(3)	(4)
5. 2009.....	XXX	XXX	XXX	39	47	51	46	46	46	43	(3)	(3)
6. 2010.....	XXX	XXX	XXX	XXX	21	27	29	29	30	29	(1)	(1)
7. 2011.....	XXX	XXX	XXX	XXX	XXX	29	30	30	30	27	(4)	(3)
8. 2012.....	XXX	XXX	XXX	XXX	XXX	XXX	18	18	18	9	(9)	(9)
9. 2013.....	XXX	XXX	XXX	XXX	XXX	XXX	XXX	1	1	1	0	(1)
10. 2014.....	XXX	XXX	XXX	XXX	XXX	XXX	XXX	XXX	1	1	0	XXX
11. 2015.....	XXX	XXX	XXX	XXX	XXX	XXX	XXX	XXX	XXX	1	XXX	XXX
12. Totals											(22)	(23)

SCHEDULE P - PART 2R - SECTION 2 - PRODUCTS LIABILITY - CLAIMS-MADE

1. Prior.....												
2. 2006.....												
3. 2007.....	XXX											
4. 2008.....	XXX	XXX										
5. 2009.....	XXX	XXX	XXX									
6. 2010.....	XXX	XXX	XXX	XXX								
7. 2011.....	XXX	XXX	XXX	XXX	XXX							
8. 2012.....	XXX	XXX	XXX	XXX	XXX	XXX						
9. 2013.....	XXX	XXX	XXX	XXX	XXX	XXX	XXX					
10. 2014.....	XXX	XXX	XXX	XXX	XXX	XXX	XXX	XXX				XXX
11. 2015.....	XXX	XXX	XXX	XXX	XXX	XXX	XXX	XXX	XXX		XXX	XXX
12. Totals												

SCHEDULE P - PART 2S - FINANCIAL GUARANTY/MORTGAGE GUARANTY

1. Prior.....	XXX	XXX	XXX	XXX	XXX	XXX	XXX					
2. 2014.....	XXX	XXX	XXX	XXX	XXX	XXX	XXX	XXX				XXX
3. 2015.....	XXX	XXX	XXX	XXX	XXX	XXX	XXX	XXX	XXX		XXX	XXX
4. Totals												

SCHEDULE P - PART 2T - WARRANTY

1. Prior.....	XXX	XXX	XXX	XXX	XXX	XXX	XXX					
2. 2014.....	XXX	XXX	XXX	XXX	XXX	XXX	XXX	XXX				XXX
3. 2015.....	XXX	XXX	XXX	XXX	XXX	XXX	XXX	XXX	XXX		XXX	XXX
4. Totals												

ANNUAL STATEMENT FOR THE YEAR 2015 OF THE FARMERS INSURANCE OF COLUMBUS, INC.

SCHEDULE P - PART 3A - HOMEOWNERS/FARMOWNERS

Years in Which Losses Were Incurred	CUMULATIVE PAID NET LOSSES AND DEFENSE AND COST CONTAINMENT EXPENSES REPORTED AT YEAR END (\$000 OMITTED)										11 Number of Claims Closed With Loss Payment	12 Number of Claims Closed Without Loss Payment
	1	2	3	4	5	6	7	8	9	10		
	2006	2007	2008	2009	2010	2011	2012	2013	2014	2015		
1. Prior.....	.000	1,256	1,864	2,387	2,569	2,648	2,666	2,701	2,727	2,783	87	58
2. 2006.....	9,547	13,328	13,995	14,332	14,463	14,523	14,572	14,591	14,599	14,601	2,449	587
3. 2007.....	XXX	13,071	17,088	17,809	18,106	18,268	18,366	18,401	18,426	18,448	2,611	1,101
4. 2008.....	XXX	XXX	18,367	22,772	23,402	23,665	23,627	23,650	23,630	23,622	3,803	2,450
5. 2009.....	XXX	XXX	XXX	10,978	13,421	13,684	13,749	14,057	14,124	14,265	2,865	1,985
6. 2010.....	XXX	XXX	XXX	XXX	9,922	13,497	14,216	14,693	14,782	14,636	2,599	1,912
7. 2011.....	XXX	XXX	XXX	XXX	XXX	19,516	24,463	25,200	25,501	25,580	4,012	2,461
8. 2012.....	XXX	XXX	XXX	XXX	XXX	XXX	15,705	20,055	21,049	21,491	3,333	2,148
9. 2013.....	XXX	XXX	XXX	XXX	XXX	XXX	XXX	16,524	20,840	21,691	2,608	2,163
10. 2014.....	XXX	XXX	XXX	XXX	XXX	XXX	XXX	XXX	15,055	19,364	2,290	2,259
11. 2015.....	XXX	XXX	XXX	XXX	XXX	XXX	XXX	XXX	XXX	16,386	1,184	1,880

SCHEDULE P - PART 3B - PRIVATE PASSENGER AUTO LIABILITY/MEDICAL

1. Prior.....	.000	6,592	9,877	11,301	11,962	12,241	12,387	12,541	12,580	12,619	640	182
2. 2006.....	10,291	19,033	22,883	24,849	25,709	26,098	26,255	26,325	26,360	26,389	7,477	1,132
3. 2007.....	XXX	12,276	22,514	26,494	28,581	29,542	29,937	30,119	30,194	30,243	7,776	1,075
4. 2008.....	XXX	XXX	11,281	19,935	23,694	25,675	26,638	27,118	27,268	27,377	7,510	1,028
5. 2009.....	XXX	XXX	XXX	9,653	17,862	21,287	23,253	24,352	24,668	24,547	7,971	1,300
6. 2010.....	XXX	XXX	XXX	XXX	9,534	17,915	21,800	23,931	24,821	25,403	8,207	1,430
7. 2011.....	XXX	XXX	XXX	XXX	XXX	14,131	25,721	30,921	33,568	34,794	8,268	1,395
8. 2012.....	XXX	XXX	XXX	XXX	XXX	XXX	13,273	23,785	28,632	31,419	8,737	1,462
9. 2013.....	XXX	XXX	XXX	XXX	XXX	XXX	XXX	12,163	21,708	26,381	6,632	1,504
10. 2014.....	XXX	XXX	XXX	XXX	XXX	XXX	XXX	XXX	11,711	21,322	6,811	1,265
11. 2015.....	XXX	XXX	XXX	XXX	XXX	XXX	XXX	XXX	XXX	13,898	5,111	935

SCHEDULE P - PART 3C - COMMERCIAL AUTO/TRUCK LIABILITY/MEDICAL

1. Prior.....	.000	445	696	836	895	946	978	981	983	987	16	5
2. 2006.....	215	427	581	702	778	822	837	879	881	900	135	24
3. 2007.....	XXX	248	510	712	890	953	1,000	1,022	1,025	1,032	147	22
4. 2008.....	XXX	XXX	298	629	832	1,023	1,131	1,183	1,214	1,218	162	26
5. 2009.....	XXX	XXX	XXX	243	537	754	939	1,077	1,109	1,157	168	29
6. 2010.....	XXX	XXX	XXX	XXX	272	599	812	1,007	1,095	1,120	194	33
7. 2011.....	XXX	XXX	XXX	XXX	XXX	340	810	1,081	1,287	1,421	187	32
8. 2012.....	XXX	XXX	XXX	XXX	XXX	XXX	346	806	1,101	1,357	204	33
9. 2013.....	XXX	XXX	XXX	XXX	XXX	XXX	XXX	360	746	1,056	144	26
10. 2014.....	XXX	XXX	XXX	XXX	XXX	XXX	XXX	XXX	316	640	159	25
11. 2015.....	XXX	XXX	XXX	XXX	XXX	XXX	XXX	XXX	XXX	310	108	16

SCHEDULE P - PART 3D - WORKERS' COMPENSATION
(EXCLUDING EXCESS WORKERS' COMPENSATION)

1. Prior.....	.000	825	1,536	1,947	2,273	2,546	2,644	2,859	3,004	3,154	75	40
2. 2006.....	262	649	924	1,094	1,197	1,265	1,325	1,370	1,392	1,423	155	64
3. 2007.....	XXX	312	818	1,107	1,306	1,438	1,534	1,608	1,630	1,681	166	57
4. 2008.....	XXX	XXX	412	951	1,299	1,550	1,707	1,816	1,872	1,941	233	69
5. 2009.....	XXX	XXX	XXX	308	819	1,135	1,377	1,550	1,672	1,609	192	59
6. 2010.....	XXX	XXX	XXX	XXX	344	856	1,193	1,422	1,565	1,375	173	53
7. 2011.....	XXX	XXX	XXX	XXX	XXX	515	1,255	1,762	2,103	2,221	144	51
8. 2012.....	XXX	XXX	XXX	XXX	XXX	XXX	412	1,024	1,421	1,668	201	45
9. 2013.....	XXX	XXX	XXX	XXX	XXX	XXX	XXX	322	782	1,092	73	27
10. 2014.....	XXX	XXX	XXX	XXX	XXX	XXX	XXX	XXX	252	635	140	21
11. 2015.....	XXX	XXX	XXX	XXX	XXX	XXX	XXX	XXX	XXX	235	43	11

SCHEDULE P - PART 3E - COMMERCIAL MULTIPLE PERIL

1. Prior.....	.000	1,110	1,847	2,436	2,746	2,964	2,947	3,123	3,195	3,272	44	71
2. 2006.....	2,107	3,389	3,851	4,194	4,418	4,586	4,638	4,707	4,727	4,729	332	160
3. 2007.....	XXX	2,688	3,963	4,363	4,688	4,898	5,004	5,114	5,115	5,127	354	195
4. 2008.....	XXX	XXX	3,876	5,633	6,164	6,610	6,850	6,938	6,966	7,001	703	385
5. 2009.....	XXX	XXX	XXX	2,938	3,945	4,333	4,624	4,926	5,005	5,039	543	320
6. 2010.....	XXX	XXX	XXX	XXX	2,989	4,853	5,489	5,955	6,243	6,111	526	321
7. 2011.....	XXX	XXX	XXX	XXX	XXX	5,233	7,327	8,189	8,675	8,939	436	296
8. 2012.....	XXX	XXX	XXX	XXX	XXX	XXX	4,856	6,943	7,623	8,144	552	276
9. 2013.....	XXX	XXX	XXX	XXX	XXX	XXX	XXX	3,932	5,546	6,320	334	256
10. 2014.....	XXX	XXX	XXX	XXX	XXX	XXX	XXX	XXX	3,661	5,269	448	242
11. 2015.....	XXX	XXX	XXX	XXX	XXX	XXX	XXX	XXX	XXX	3,387	211	156

ANNUAL STATEMENT FOR THE YEAR 2015 OF THE FARMERS INSURANCE OF COLUMBUS, INC.

SCHEDULE P - PART 3F - SECTION 1 - MEDICAL PROFESSIONAL LIABILITY - OCCURRENCE

Years in Which Losses Were Incurred	CUMULATIVE PAID NET LOSSES AND DEFENSE AND COST CONTAINMENT EXPENSES REPORTED AT YEAR END (\$000 OMITTED)										11 Number of Claims Closed With Loss Payment	12 Number of Claims Closed Without Loss Payment
	1	2	3	4	5	6	7	8	9	10		
	2006	2007	2008	2009	2010	2011	2012	2013	2014	2015		
1. Prior.....	.000	.374	.606	.707	.796	.828	.858	.891	.933	.951	.3	.3
2. 2006.....	(1)	(1)	(1)	(1)	(1)	(1)	(1)	(1)	(1)	(1)		
3. 2007.....	XXX	1	1	1	1	6	6	6	6	6		
4. 2008.....	XXX	XXX										
5. 2009.....	XXX	XXX	XXX									
6. 2010.....	XXX	XXX	XXX	XXX								
7. 2011.....	XXX	XXX	XXX	XXX	XXX							
8. 2012.....	XXX	XXX	XXX	XXX	XXX	XXX				0		
9. 2013.....	XXX	XXX	XXX	XXX	XXX	XXX	XXX					
10. 2014.....	XXX	XXX	XXX	XXX	XXX	XXX	XXX	XXX				
11. 2015.....	XXX	XXX	XXX	XXX	XXX	XXX	XXX	XXX	XXX			

SCHEDULE P - PART 3F - SECTION 2 - MEDICAL PROFESSIONAL LIABILITY - CLAIMS-MADE

1. Prior.....	.000	.319	.404	.486	.524	.551	.570	.699	.700	.701	.1	.1
2. 2006.....												
3. 2007.....	XXX											
4. 2008.....	XXX	XXX										
5. 2009.....	XXX	XXX	XXX									
6. 2010.....	XXX	XXX	XXX	XXX								
7. 2011.....	XXX	XXX	XXX	XXX	XXX							
8. 2012.....	XXX	XXX	XXX	XXX	XXX	XXX						
9. 2013.....	XXX	XXX	XXX	XXX	XXX	XXX	XXX					
10. 2014.....	XXX	XXX	XXX	XXX	XXX	XXX	XXX	XXX				
11. 2015.....	XXX	XXX	XXX	XXX	XXX	XXX	XXX	XXX	XXX			

SCHEDULE P - PART 3G - SPECIAL LIABILITY (OCEAN MARINE, AIRCRAFT (ALL PERILS), BOILER AND MACHINERY)

1. Prior.....	.000	.26	.40	.48	.49	.50	.50	.50	.50	.50	XXX	XXX
2. 2006.....	138	204	211	213	215	221	221	221	221	221	XXX	XXX
3. 2007.....	XXX	160	224	234	241	240	240	240	240	240	XXX	XXX
4. 2008.....	XXX	XXX	229	265	287	303	310	310	310	310	XXX	XXX
5. 2009.....	XXX	XXX	XXX	.81	.94	.99	101	101	101	101	XXX	XXX
6. 2010.....	XXX	XXX	XXX	XXX	.18	.19	.18	.18	.18	.18	XXX	XXX
7. 2011.....	XXX	XXX	XXX	XXX	XXX	172	188	190	190	190	XXX	XXX
8. 2012.....	XXX	XXX	XXX	XXX	XXX	XXX	199	239	241	242	XXX	XXX
9. 2013.....	XXX	XXX	XXX	XXX	XXX	XXX	XXX	147	170	172	XXX	XXX
10. 2014.....	XXX	XXX	XXX	XXX	XXX	XXX	XXX	XXX	173	202	XXX	XXX
11. 2015.....	XXX	XXX	XXX	XXX	XXX	XXX	XXX	XXX	XXX	222	XXX	XXX

SCHEDULE P - PART 3H - SECTION 1 - OTHER LIABILITY - OCCURRENCE

1. Prior.....	.000	.344	.476	.535	.582	.596	.666	.680	.688	.682	.1	.4
2. 2006.....	38	189	282	357	397	405	419	421	434	444	.5	.8
3. 2007.....	XXX	(35)	217	414	567	620	633	635	650	651	.3	.6
4. 2008.....	XXX	XXX	19	138	370	483	519	538	541	547	.7	.9
5. 2009.....	XXX	XXX	XXX	.37	184	284	357	385	386	378	11	11
6. 2010.....	XXX	XXX	XXX	XXX	.48	155	286	358	428	450	13	12
7. 2011.....	XXX	XXX	XXX	XXX	XXX	.80	300	489	628	707	24	26
8. 2012.....	XXX	XXX	XXX	XXX	XXX	XXX	.53	245	431	564	20	25
9. 2013.....	XXX	XXX	XXX	XXX	XXX	XXX	XXX	120	311	572	11	24
10. 2014.....	XXX	XXX	XXX	XXX	XXX	XXX	XXX	XXX	.45	250	.9	22
11. 2015.....	XXX	XXX	XXX	XXX	XXX	XXX	XXX	XXX	XXX	79	1	15

SCHEDULE P - PART 3H - SECTION 2 - OTHER LIABILITY - CLAIMS-MADE

1. Prior.....	.000											
2. 2006.....												
3. 2007.....	XXX											
4. 2008.....	XXX	XXX										
5. 2009.....	XXX	XXX	XXX									
6. 2010.....	XXX	XXX	XXX	XXX								
7. 2011.....	XXX	XXX	XXX	XXX	XXX							
8. 2012.....	XXX	XXX	XXX	XXX	XXX	XXX						
9. 2013.....	XXX	XXX	XXX	XXX	XXX	XXX	XXX					
10. 2014.....	XXX	XXX	XXX	XXX	XXX	XXX	XXX	XXX				
11. 2015.....	XXX	XXX	XXX	XXX	XXX	XXX	XXX	XXX	XXX			

NONE

ANNUAL STATEMENT FOR THE YEAR 2015 OF THE FARMERS INSURANCE OF COLUMBUS, INC.

SCHEDULE P - PART 3I - SPECIAL PROPERTY (FIRE, ALLIED LINES, INLAND MARINE, EARTHQUAKE, BURGLARY, AND THEFT)

Years in Which Losses Were Incurred	CUMULATIVE PAID NET LOSSES AND DEFENSE AND COST CONTAINMENT EXPENSES REPORTED AT YEAR END (\$000 OMITTED)										11 Number of Claims Closed With Loss Payment	12 Number of Claims Closed Without Loss Payment
	1	2	3	4	5	6	7	8	9	10		
	2006	2007	2008	2009	2010	2011	2012	2013	2014	2015		
1. Prior.....	XXX	XXX	XXX	XXX	XXX	XXX	XXX	.000	.515	.594	XXX	XXX
2. 2014.....	XXX	XXX	XXX	XXX	XXX	XXX	XXX	XXX	2,152	2,563	XXX	XXX
3. 2015.....	XXX	XXX	XXX	XXX	XXX	XXX	XXX	XXX	XXX	2,351	XXX	XXX

SCHEDULE P - PART 3J - AUTO PHYSICAL DAMAGE

1. Prior.....	XXX	XXX	XXX	XXX	XXX	XXX	XXX	.000	1,394	1,409	2,915	176
2. 2014.....	XXX	XXX	XXX	XXX	XXX	XXX	XXX	XXX	12,122	13,416	16,009	546
3. 2015.....	XXX	XXX	XXX	XXX	XXX	XXX	XXX	XXX	XXX	15,752	13,913	453

SCHEDULE P - PART 3K - FIDELITY/SURETY

1. Prior.....	XXX	XXX	XXX	XXX	XXX	XXX	XXX	.000	1	0	XXX	XXX
2. 2014.....	XXX	XXX	XXX	XXX	XXX	XXX	XXX	XXX	1	2	XXX	XXX
3. 2015.....	XXX	XXX	XXX	XXX	XXX	XXX	XXX	XXX	XXX	1	XXX	XXX

SCHEDULE P - PART 3L - OTHER (INCLUDING CREDIT, ACCIDENT AND HEALTH)

1. Prior.....	XXX	XXX	XXX	XXX	XXX	XXX	XXX	.000	4	4	XXX	XXX
2. 2014.....	XXX	XXX	XXX	XXX	XXX	XXX	XXX	XXX	0	0	XXX	XXX
3. 2015.....	XXX	XXX	XXX	XXX	XXX	XXX	XXX	XXX	XXX		XXX	XXX

SCHEDULE P - PART 3M - INTERNATIONAL

1. Prior.....	.000										XXX	XXX
2. 2006.....											XXX	XXX
3. 2007.....	XXX										XXX	XXX
4. 2008.....	XXX	XXX									XXX	XXX
5. 2009.....	XXX	XXX	XXX								XXX	XXX
6. 2010.....	XXX	XXX	XXX	XXX							XXX	XXX
7. 2011.....	XXX	XXX	XXX	XXX	XXX						XXX	XXX
8. 2012.....	XXX	XXX	XXX	XXX	XXX	XXX					XXX	XXX
9. 2013.....	XXX	XXX	XXX	XXX	XXX	XXX	XXX				XXX	XXX
10. 2014.....	XXX	XXX	XXX	XXX	XXX	XXX	XXX	XXX			XXX	XXX
11. 2015.....	XXX	XXX	XXX	XXX	XXX	XXX	XXX	XXX	XXX		XXX	XXX

NONE

Schedule P - Part 3N - Reinsurance - Nonproportional Assumed Property

N O N E

Schedule P - Part 3O - Reinsurance - Nonproportional Assumed Liability

N O N E

Schedule P - Part 3P - Reinsurance - Nonproportional Assumed Financial Lines

N O N E

SCHEDULE P - PART 3R - SECTION 1 - PRODUCTS LIABILITY - OCCURENCE

Years in Which Losses Were Incurred	CUMULATIVE PAID NET LOSSES AND DEFENSE AND COST CONTAINMENT EXPENSES REPORTED AT YEAR END (\$000 OMITTED)										11 Number of Claims Closed With Loss Payment	12 Number of Claims Closed Without Loss Payment
	1	2	3	4	5	6	7	8	9	10		
	2006	2007	2008	2009	2010	2011	2012	2013	2014	2015		
1. Prior.....	.000	4	5	7	9	10	10	10	10	10		
2. 2006.....			1	1	1	1	1	1	1	1		
3. 2007.....	XXX		0	3	4	4	5	5	9	9		
4. 2008.....	XXX	XXX	4	15	20	27	35	35	34	34	2	2
5. 2009.....	XXX	XXX	XXX	9	31	38	43	43	44	42	3	2
6. 2010.....	XXX	XXX	XXX	XXX	12	18	27	28	29	28	3	2
7. 2011.....	XXX	XXX	XXX	XXX	XXX	10	27	27	27	26	3	2
8. 2012.....	XXX	XXX	XXX	XXX	XXX	XXX	12	11	12	12	3	2
9. 2013.....	XXX	XXX	XXX	XXX	XXX	XXX	XXX	0	0	0		
10. 2014.....	XXX	XXX	XXX	XXX	XXX	XXX	XXX	XXX	0	0		
11. 2015.....	XXX	XXX	XXX	XXX	XXX	XXX	XXX	XXX	XXX	0		

SCHEDULE P - PART 3R - SECTION 2 - PRODUCTS LIABILITY - CLAIMS-MADE

1. Prior.....	.000											
2. 2006.....												
3. 2007.....	XXX											
4. 2008.....	XXX	XXX										
5. 2009.....	XXX	XXX	XXX									
6. 2010.....	XXX	XXX	XXX	XXX								
7. 2011.....	XXX	XXX	XXX	XXX	XXX							
8. 2012.....	XXX	XXX	XXX	XXX	XXX	XXX						
9. 2013.....	XXX	XXX	XXX	XXX	XXX	XXX	XXX					
10. 2014.....	XXX	XXX	XXX	XXX	XXX	XXX	XXX	XXX				
11. 2015.....	XXX	XXX	XXX	XXX	XXX	XXX	XXX	XXX	XXX			

NONE

SCHEDULE P - PART 3S - FINANCIAL GUARANTY/MORTGAGE GUARANTY

1. Prior.....	XXX	XXX	XXX	XXX	XXX	XXX	XXX	000			XXX	XXX
2. 2014.....	XXX	XXX	XXX	XXX	XXX	XXX	XXX	XXX			XXX	XXX
3. 2015.....	XXX	XXX	XXX	XXX	XXX	XXX	XXX	XXX	XXX		XXX	XXX

NONE

SCHEDULE P - PART 3T - WARRANTY

1. Prior.....	XXX	XXX	XXX	XXX	XXX	XXX	XXX	000				
2. 2014.....	XXX	XXX	XXX	XXX	XXX	XXX	XXX	XXX				
3. 2015.....	XXX	XXX	XXX	XXX	XXX	XXX	XXX	XXX	XXX			

NONE

ANNUAL STATEMENT FOR THE YEAR 2015 OF THE FARMERS INSURANCE OF COLUMBUS, INC.

SCHEDULE P - PART 4A - HOMEOWNERS/FARMOWNERS

Years in Which Losses Were Incurred	BULK AND IBNR RESERVES ON NET LOSSES AND DEFENSE AND COST CONTAINMENT EXPENSES REPORTED AT YEAR END (\$000 OMITTED)									
	1	2	3	4	5	6	7	8	9	10
	2006	2007	2008	2009	2010	2011	2012	2013	2014	2015
1. Prior.....	2,216	993	432	190	124	84	44	18	11	10
2. 2006.....	3,570	745	320	134	103	53	21	4	2	1
3. 2007.....	XXX	3,903	713	368	212	108	35	11	6	4
4. 2008.....	XXX	XXX	4,150	894	534	240	76	34	16	(4)
5. 2009.....	XXX	XXX	XXX	3,080	614	357	219	123	93	22
6. 2010.....	XXX	XXX	XXX	XXX	2,943	575	222	45	(13)	63
7. 2011.....	XXX	XXX	XXX	XXX	XXX	3,726	742	335	(45)	38
8. 2012.....	XXX	XXX	XXX	XXX	XXX	XXX	3,359	631	756	373
9. 2013.....	XXX	XXX	XXX	XXX	XXX	XXX	XXX	3,015	834	623
10. 2014.....	XXX	XXX	XXX	XXX	XXX	XXX	XXX	XXX	4,255	777
11. 2015.....	XXX	XXX	XXX	XXX	XXX	XXX	XXX	XXX	XXX	5,661

SCHEDULE P - PART 4B - PRIVATE PASSENGER AUTO LIABILITY/MEDICAL

1. Prior.....	6,669	3,277	1,747	975	234	58	39	391	330	337
2. 2006.....	12,108	4,755	2,333	1,165	383	137	61	34	30	16
3. 2007.....	XXX	13,237	4,640	2,321	805	343	134	67	38	26
4. 2008.....	XXX	XXX	11,882	4,616	1,838	702	245	82	66	39
5. 2009.....	XXX	XXX	XXX	9,115	3,100	1,274	484	24	(93)	161
6. 2010.....	XXX	XXX	XXX	XXX	10,687	3,833	1,957	852	514	139
7. 2011.....	XXX	XXX	XXX	XXX	XXX	12,895	4,367	1,967	761	322
8. 2012.....	XXX	XXX	XXX	XXX	XXX	XXX	12,079	3,948	1,705	604
9. 2013.....	XXX	XXX	XXX	XXX	XXX	XXX	XXX	10,724	3,359	1,591
10. 2014.....	XXX	XXX	XXX	XXX	XXX	XXX	XXX	XXX	10,416	3,709
11. 2015.....	XXX	XXX	XXX	XXX	XXX	XXX	XXX	XXX	XXX	12,643

SCHEDULE P - PART 4C - COMMERCIAL AUTO/TRUCK LIABILITY/MEDICAL

1. Prior.....	575	319	189	140	37	51	22	17	16	11
2. 2006.....	661	433	120	56	21	23	7	7	8	5
3. 2007.....	XXX	696	325	116	65	40	13	12	11	7
4. 2008.....	XXX	XXX	649	437	172	102	52	11	27	20
5. 2009.....	XXX	XXX	XXX	516	348	192	107	73	62	22
6. 2010.....	XXX	XXX	XXX	XXX	612	344	174	83	48	41
7. 2011.....	XXX	XXX	XXX	XXX	XXX	804	458	249	119	83
8. 2012.....	XXX	XXX	XXX	XXX	XXX	XXX	787	424	256	117
9. 2013.....	XXX	XXX	XXX	XXX	XXX	XXX	XXX	761	428	294
10. 2014.....	XXX	XXX	XXX	XXX	XXX	XXX	XXX	XXX	840	428
11. 2015.....	XXX	XXX	XXX	XXX	XXX	XXX	XXX	XXX	XXX	802

SCHEDULE P - PART 4D - WORKERS' COMPENSATION
(EXCLUDING EXCESS WORKERS' COMPENSATION)

1. Prior.....	3,779	2,916	2,642	2,444	1,908	1,703	1,632	1,512	1,470	1,282
2. 2006.....	1,503	930	472	355	288	240	230	221	218	187
3. 2007.....	XXX	1,057	650	508	405	304	274	241	236	204
4. 2008.....	XXX	XXX	1,255	837	672	551	466	408	380	353
5. 2009.....	XXX	XXX	XXX	1,041	866	695	561	461	364	462
6. 2010.....	XXX	XXX	XXX	XXX	1,321	894	655	486	383	558
7. 2011.....	XXX	XXX	XXX	XXX	XXX	1,867	1,296	926	673	656
8. 2012.....	XXX	XXX	XXX	XXX	XXX	XXX	1,654	1,117	796	619
9. 2013.....	XXX	XXX	XXX	XXX	XXX	XXX	XXX	1,297	892	615
10. 2014.....	XXX	XXX	XXX	XXX	XXX	XXX	XXX	XXX	1,327	918
11. 2015.....	XXX	XXX	XXX	XXX	XXX	XXX	XXX	XXX	XXX	1,511

SCHEDULE P - PART 4E - COMMERCIAL MULTIPLE PERIL

1. Prior.....	3,852	3,031	2,196	1,742	1,436	1,062	802	625	498	402
2. 2006.....	2,217	1,211	600	447	379	350	257	204	173	118
3. 2007.....	XXX	2,376	1,179	735	610	486	322	249	210	151
4. 2008.....	XXX	XXX	2,987	1,835	1,183	781	501	346	316	205
5. 2009.....	XXX	XXX	XXX	2,624	1,425	930	638	462	340	294
6. 2010.....	XXX	XXX	XXX	XXX	2,341	1,325	773	468	312	387
7. 2011.....	XXX	XXX	XXX	XXX	XXX	3,031	1,742	1,115	732	565
8. 2012.....	XXX	XXX	XXX	XXX	XXX	XXX	2,985	1,653	1,226	728
9. 2013.....	XXX	XXX	XXX	XXX	XXX	XXX	XXX	2,608	1,498	906
10. 2014.....	XXX	XXX	XXX	XXX	XXX	XXX	XXX	XXX	2,776	1,446
11. 2015.....	XXX	XXX	XXX	XXX	XXX	XXX	XXX	XXX	XXX	2,609

ANNUAL STATEMENT FOR THE YEAR 2015 OF THE FARMERS INSURANCE OF COLUMBUS, INC.

SCHEDULE P - PART 4F - SECTION 1 - MEDICAL PROFESSIONAL LIABILITY - OCCURRENCE

Years in Which Losses Were Incurred	BULK AND IBNR RESERVES ON NET LOSSES AND DEFENSE AND COST CONTAINMENT EXPENSES REPORTED AT YEAR END (\$000 OMITTED)									
	1	2	3	4	5	6	7	8	9	10
	2006	2007	2008	2009	2010	2011	2012	2013	2014	2015
1. Prior.....	233	139	160	131	52	34	18	47	11	26
2. 2006.....										
3. 2007.....	XXX									
4. 2008.....	XXX	XXX								
5. 2009.....	XXX	XXX	XXX							
6. 2010.....	XXX	XXX	XXX	XXX						
7. 2011.....	XXX	XXX	XXX	XXX	XXX					
8. 2012.....	XXX	XXX	XXX	XXX	XXX	XXX				
9. 2013.....	XXX	XXX	XXX	XXX	XXX	XXX	XXX			
10. 2014.....	XXX	XXX	XXX	XXX	XXX	XXX	XXX	XXX		
11. 2015.....	XXX	XXX	XXX	XXX	XXX	XXX	XXX	XXX	XXX	

SCHEDULE P - PART 4F - SECTION 2 - MEDICAL PROFESSIONAL LIABILITY - CLAIMS-MADE

1. Prior.....	222	250	182	62	143	155	141	110	67	64
2. 2006.....										
3. 2007.....	XXX									
4. 2008.....	XXX	XXX								
5. 2009.....	XXX	XXX	XXX							
6. 2010.....	XXX	XXX	XXX	XXX						
7. 2011.....	XXX	XXX	XXX	XXX	XXX					
8. 2012.....	XXX	XXX	XXX	XXX	XXX	XXX				
9. 2013.....	XXX	XXX	XXX	XXX	XXX	XXX	XXX			
10. 2014.....	XXX	XXX	XXX	XXX	XXX	XXX	XXX	XXX		
11. 2015.....	XXX	XXX	XXX	XXX	XXX	XXX	XXX	XXX	XXX	

SCHEDULE P - PART 4G - SPECIAL LIABILITY (OCEAN MARINE, AIRCRAFT (ALL PERILS), BOILER AND MACHINERY)

1. Prior.....	93	93	82	75	70	69	69	.0	0	0
2. 2006.....	56	19	12	8	2	1	0	.0		
3. 2007.....	XXX	68	24	11	3	0	(1)	.0		
4. 2008.....	XXX	XXX	69	18	5	4	(4)	.0	0	0
5. 2009.....	XXX	XXX	XXX	39	15	14	11	.0	0	0
6. 2010.....	XXX	XXX	XXX	XXX	4	1	1	.0	0	0
7. 2011.....	XXX	XXX	XXX	XXX	XXX	7	2	.0	0	0
8. 2012.....	XXX	XXX	XXX	XXX	XXX	XXX	14	.1	4	0
9. 2013.....	XXX	XXX	XXX	XXX	XXX	XXX	XXX	16	0	0
10. 2014.....	XXX	XXX	XXX	XXX	XXX	XXX	XXX	XXX	20	0
11. 2015.....	XXX	XXX	XXX	XXX	XXX	XXX	XXX	XXX	XXX	23

SCHEDULE P - PART 4H - SECTION 1 - OTHER LIABILITY - OCCURRENCE

1. Prior.....	1,148	1,290	801	574	232	147	(9)	(16)	(19)	(31)
2. 2006.....	865	589	193	118	74	49	25	25	6	3
3. 2007.....	XXX	840	415	292	86	88	48	33	10	4
4. 2008.....	XXX	XXX	721	431	143	65	40	24	13	5
5. 2009.....	XXX	XXX	XXX	465	269	108	53	31	14	16
6. 2010.....	XXX	XXX	XXX	XXX	540	235	70	41	9	15
7. 2011.....	XXX	XXX	XXX	XXX	XXX	660	317	121	82	42
8. 2012.....	XXX	XXX	XXX	XXX	XXX	XXX	527	252	142	62
9. 2013.....	XXX	XXX	XXX	XXX	XXX	XXX	XXX	517	336	190
10. 2014.....	XXX	XXX	XXX	XXX	XXX	XXX	XXX	XXX	651	369
11. 2015.....	XXX	XXX	XXX	XXX	XXX	XXX	XXX	XXX	XXX	828

SCHEDULE P - PART 4H - SECTION 2 - OTHER LIABILITY - CLAIMS-MADE

1. Prior.....										
2. 2006.....										
3. 2007.....	XXX									
4. 2008.....	XXX	XXX								
5. 2009.....	XXX	XXX	XXX							
6. 2010.....	XXX	XXX	XXX	XXX						
7. 2011.....	XXX	XXX	XXX	XXX	XXX					
8. 2012.....	XXX	XXX	XXX	XXX	XXX	XXX				
9. 2013.....	XXX	XXX	XXX	XXX	XXX	XXX	XXX			
10. 2014.....	XXX	XXX	XXX	XXX	XXX	XXX	XXX	XXX		
11. 2015.....	XXX	XXX	XXX	XXX	XXX	XXX	XXX	XXX	XXX	

NONE

ANNUAL STATEMENT FOR THE YEAR 2015 OF THE FARMERS INSURANCE OF COLUMBUS, INC.

SCHEDULE P - PART 4I - SPECIAL PROPERTY (FIRE, ALLIED LINES, INLAND MARINE, EARTHQUAKE, BURGLARY, AND THEFT)

Years in Which Losses Were Incurred	BULK AND IBNR RESERVES ON NET LOSSES AND DEFENSE AND COST CONTAINMENT EXPENSES REPORTED AT YEAR END (\$000 OMITTED)									
	1	2	3	4	5	6	7	8	9	10
	2006	2007	2008	2009	2010	2011	2012	2013	2014	2015
1. Prior	XXX	XXX	XXX	XXX	XXX	XXX	XXX	378	106	66
2. 2014	XXX	XXX	XXX	XXX	XXX	XXX	XXX	XXX	347	70
3. 2015	XXX	XXX	XXX	XXX	XXX	XXX	XXX	XXX	XXX	394

SCHEDULE P - PART 4J - AUTO PHYSICAL DAMAGE

1. Prior	XXX	XXX	XXX	XXX	XXX	XXX	XXX	1,091	(32)	(96)
2. 2014	XXX	XXX	XXX	XXX	XXX	XXX	XXX	XXX	1,336	(8)
3. 2015	XXX	XXX	XXX	XXX	XXX	XXX	XXX	XXX	XXX	1,627

SCHEDULE P - PART 4K - FIDELITY/SURETY

1. Prior	XXX	XXX	XXX	XXX	XXX	XXX	XXX	16	9	6
2. 2014	XXX	XXX	XXX	XXX	XXX	XXX	XXX	XXX	3	2
3. 2015	XXX	XXX	XXX	XXX	XXX	XXX	XXX	XXX	XXX	3

SCHEDULE P - PART 4L - OTHER (INCLUDING CREDIT, ACCIDENT AND HEALTH)

1. Prior	XXX	XXX	XXX	XXX	XXX	XXX	XXX	5	0	0
2. 2014	XXX	XXX	XXX	XXX	XXX	XXX	XXX	XXX		0
3. 2015	XXX	XXX	XXX	XXX	XXX	XXX	XXX	XXX	XXX	

SCHEDULE P - PART 4M - INTERNATIONAL

1. Prior										
2. 2006										
3. 2007	XXX									
4. 2008	XXX	XXX								
5. 2009	XXX	XXX	XXX							
6. 2010	XXX	XXX	XXX	XXX						
7. 2011	XXX	XXX	XXX	XXX	XXX					
8. 2012	XXX	XXX	XXX	XXX	XXX	XXX				
9. 2013	XXX	XXX	XXX	XXX	XXX	XXX	XXX			
10. 2014	XXX	XXX	XXX	XXX	XXX	XXX	XXX	XXX		
11. 2015	XXX	XXX	XXX	XXX	XXX	XXX	XXX	XXX	XXX	

NONE

Schedule P - Part 4N - Reinsurance - Nonproportional Assumed Property

N O N E

Schedule P - Part 4O - Reinsurance - Nonproportional Assumed Liability

N O N E

Schedule P - Part 4P - Reinsurance - Nonproportional Assumed Financial Lines

N O N E

SCHEDULE P - PART 4R - SECTION 1 - PRODUCTS LIABILITY - OCCURENCE

Years in Which Losses Were Incurred	BULK AND IBNR RESERVES ON NET LOSSES AND DEFENSE AND COST CONTAINMENT EXPENSES REPORTED AT YEAR END (\$000 OMITTED)									
	1	2	3	4	5	6	7	8	9	10
	2006	2007	2008	2009	2010	2011	2012	2013	2014	2015
1. Prior.....	12	19	19	13	10	5	4	3	2	1
2. 2006.....	5	5	2	2	1	1	0	0	0	0
3. 2007.....	XXX	6	3	3	3	2	1	1	1	0
4. 2008.....	XXX	XXX	3	3	3	2	1	1	1	0
5. 2009.....	XXX	XXX	XXX	3	3	3	0	0	0	1
6. 2010.....	XXX	XXX	XXX	XXX	3	3	0	0	0	1
7. 2011.....	XXX	XXX	XXX	XXX	XXX	7	0	0	0	1
8. 2012.....	XXX	XXX	XXX	XXX	XXX	XXX	(1)	(1)	(1)	(1)
9. 2013.....	XXX	XXX	XXX	XXX	XXX	XXX	XXX	1	1	1
10. 2014.....	XXX	XXX	XXX	XXX	XXX	XXX	XXX	XXX	1	1
11. 2015.....	XXX	XXX	XXX	XXX	XXX	XXX	XXX	XXX	XXX	1

SCHEDULE P - PART 4R - SECTION 2 - PRODUCTS LIABILITY - CLAIMS-MADE

1. Prior.....										
2. 2006.....										
3. 2007.....	XXX									
4. 2008.....	XXX	XXX								
5. 2009.....	XXX	XXX	XXX							
6. 2010.....	XXX	XXX	XXX	XXX						
7. 2011.....	XXX	XXX	XXX	XXX	XXX					
8. 2012.....	XXX	XXX	XXX	XXX	XXX	XXX				
9. 2013.....	XXX	XXX	XXX	XXX	XXX	XXX	XXX			
10. 2014.....	XXX	XXX	XXX	XXX	XXX	XXX	XXX	XXX		
11. 2015.....	XXX	XXX	XXX	XXX	XXX	XXX	XXX	XXX	XXX	

SCHEDULE P - PART 4S - FINANCIAL GUARANTY/MORTGAGE GUARANTY

1. Prior.....	XXX	XXX	XXX	XXX	XXX	XXX	XXX			
2. 2014.....	XXX	XXX	XXX	XXX	XXX	XXX	XXX	XXX		
3. 2015.....	XXX	XXX	XXX	XXX	XXX	XXX	XXX	XXX	XXX	

SCHEDULE P - PART 4T - WARRANTY

1. Prior.....	XXX	XXX	XXX	XXX	XXX	XXX	XXX			
2. 2014.....	XXX	XXX	XXX	XXX	XXX	XXX	XXX	XXX		
3. 2015.....	XXX	XXX	XXX	XXX	XXX	XXX	XXX	XXX	XXX	

ANNUAL STATEMENT FOR THE YEAR 2015 OF THE FARMERS INSURANCE OF COLUMBUS, INC.

SCHEDULE P - PART 5A - HOMEOWNERS/FARMOWNERS

SECTION 1

Years in Which Premiums Were Earned and Losses Were Incurred	CUMULATIVE NUMBER OF CLAIMS CLOSED WITH LOSS PAYMENT DIRECT AND ASSUMED AT YEAR END									
	1	2	3	4	5	6	7	8	9	10
	2006	2007	2008	2009	2010	2011	2012	2013	2014	2015
1. Prior.....	419	41	18	13	5	5	5	1	(1)	
2. 2006.....	2,003	2,410	2,435	2,444	2,447	2,447	2,448	2,448	2,449	2,449
3. 2007.....	XXX	2,173	2,576	2,603	2,609	2,610	2,611	2,611	2,611	2,611
4. 2008.....	XXX	XXX	3,387	3,789	3,803	3,799	3,800	3,800	3,802	3,803
5. 2009.....	XXX	XXX	XXX	2,499	2,854	2,861	2,862	2,857	2,864	2,865
6. 2010.....	XXX	XXX	XXX	XXX	2,230	2,567	2,588	2,592	2,599	2,599
7. 2011.....	XXX	XXX	XXX	XXX	XXX	3,554	3,969	3,986	4,014	4,012
8. 2012.....	XXX	XXX	XXX	XXX	XXX	XXX	2,827	3,186	3,332	3,333
9. 2013.....	XXX	XXX	XXX	XXX	XXX	XXX	XXX	2,447	2,594	2,608
10. 2014.....	XXX	XXX	XXX	XXX	XXX	XXX	XXX	XXX	2,086	2,290
11. 2015.....	XXX	XXX	XXX	XXX	XXX	XXX	XXX	XXX	XXX	1,184

SECTION 2

Years in Which Premiums Were Earned and Losses Were Incurred	NUMBER OF CLAIMS OUTSTANDING DIRECT AND ASSUMED AT YEAR END									
	1	2	3	4	5	6	7	8	9	10
	2006	2007	2008	2009	2010	2011	2012	2013	2014	2015
1. Prior.....	79	52	35	21	16	10	3	3	1	1
2. 2006.....	101	28	13	5	3	2	1	1		
3. 2007.....	XXX	140	34	11	6	3	2	1	1	
4. 2008.....	XXX	XXX	137	30	11	6	3	2	1	1
5. 2009.....	XXX	XXX	XXX	168	31	19	11	9	3	1
6. 2010.....	XXX	XXX	XXX	XXX	150	23	12	5	2	1
7. 2011.....	XXX	XXX	XXX	XXX	XXX	223	30	14	6	3
8. 2012.....	XXX	XXX	XXX	XXX	XXX	XXX	198	35	14	7
9. 2013.....	XXX	XXX	XXX	XXX	XXX	XXX	XXX	204	29	10
10. 2014.....	XXX	XXX	XXX	XXX	XXX	XXX	XXX	XXX	190	27
11. 2015.....	XXX	XXX	XXX	XXX	XXX	XXX	XXX	XXX	XXX	230

SECTION 3

Years in Which Premiums Were Earned and Losses Were Incurred	CUMULATIVE NUMBER OF CLAIMS REPORTED DIRECT AND ASSUMED AT YEAR END									
	1	2	3	4	5	6	7	8	9	10
	2006	2007	2008	2009	2010	2011	2012	2013	2014	2015
1. Prior.....	424	35	13	8	4	1	1	1	2	3
2. 2006.....	2,560	2,999	3,023	3,031	3,034	3,034	3,035	3,035	3,036	3,036
3. 2007.....	XXX	3,093	3,677	3,702	3,709	3,710	3,711	3,711	3,712	3,712
4. 2008.....	XXX	XXX	5,547	6,201	6,238	6,244	6,247	6,249	6,252	6,253
5. 2009.....	XXX	XXX	XXX	4,205	4,805	4,837	4,842	4,845	4,850	4,851
6. 2010.....	XXX	XXX	XXX	XXX	3,904	4,454	4,495	4,501	4,510	4,512
7. 2011.....	XXX	XXX	XXX	XXX	XXX	5,829	6,399	6,432	6,471	6,476
8. 2012.....	XXX	XXX	XXX	XXX	XXX	XXX	4,805	5,309	5,480	5,488
9. 2013.....	XXX	XXX	XXX	XXX	XXX	XXX	XXX	4,486	4,751	4,781
10. 2014.....	XXX	XXX	XXX	XXX	XXX	XXX	XXX	XXX	4,201	4,576
11. 2015.....	XXX	XXX	XXX	XXX	XXX	XXX	XXX	XXX	XXX	3,295

ANNUAL STATEMENT FOR THE YEAR 2015 OF THE FARMERS INSURANCE OF COLUMBUS, INC.

SCHEDULE P - PART 5B - PRIVATE PASSENGER AUTO LIABILITY/MEDICAL
SECTION 1

Years in Which Premiums Were Earned and Losses Were Incurred	CUMULATIVE NUMBER OF CLAIMS CLOSED WITH LOSS PAYMENT DIRECT AND ASSUMED AT YEAR END									
	1	2	3	4	5	6	7	8	9	10
	2006	2007	2008	2009	2010	2011	2012	2013	2014	2015
1. Prior.....	2,497	386	143	70	19	10	5	1	4	2
2. 2006.....	5,164	7,105	7,347	7,429	7,456	7,466	7,470	7,473	7,476	7,477
3. 2007.....	XXX	5,431	7,412	7,645	7,723	7,753	7,763	7,767	7,775	7,776
4. 2008.....	XXX	XXX	5,352	7,141	7,366	7,444	7,471	7,485	7,508	7,510
5. 2009.....	XXX	XXX	XXX	5,549	7,493	7,773	7,873	7,917	7,966	7,971
6. 2010.....	XXX	XXX	XXX	XXX	5,549	7,632	7,939	8,068	8,192	8,207
7. 2011.....	XXX	XXX	XXX	XXX	XXX	5,459	7,523	7,890	8,224	8,268
8. 2012.....	XXX	XXX	XXX	XXX	XXX	XXX	5,649	7,755	8,621	8,737
9. 2013.....	XXX	XXX	XXX	XXX	XXX	XXX	XXX	5,339	6,369	6,632
10. 2014.....	XXX	XXX	XXX	XXX	XXX	XXX	XXX	XXX	5,066	6,811
11. 2015.....	XXX	XXX	XXX	XXX	XXX	XXX	XXX	XXX	XXX	5,111

SECTION 2

Years in Which Premiums Were Earned and Losses Were Incurred	NUMBER OF CLAIMS OUTSTANDING DIRECT AND ASSUMED AT YEAR END									
	1	2	3	4	5	6	7	8	9	10
	2006	2007	2008	2009	2010	2011	2012	2013	2014	2015
1. Prior.....	649	281	135	47	24	13	9	7	5	3
2. 2006.....	1,090	341	129	50	21	9	5	2	1	1
3. 2007.....	XXX	1,109	338	134	56	22	11	5	2	1
4. 2008.....	XXX	XXX	1,073	330	136	56	26	10	5	3
5. 2009.....	XXX	XXX	XXX	1,352	449	189	82	30	16	10
6. 2010.....	XXX	XXX	XXX	XXX	1,520	537	242	104	42	26
7. 2011.....	XXX	XXX	XXX	XXX	XXX	1,410	566	258	99	50
8. 2012.....	XXX	XXX	XXX	XXX	XXX	XXX	1,382	519	214	95
9. 2013.....	XXX	XXX	XXX	XXX	XXX	XXX	XXX	1,184	428	184
10. 2014.....	XXX	XXX	XXX	XXX	XXX	XXX	XXX	XXX	1,035	393
11. 2015.....	XXX	XXX	XXX	XXX	XXX	XXX	XXX	XXX	XXX	1,139

SECTION 3

Years in Which Premiums Were Earned and Losses Were Incurred	CUMULATIVE NUMBER OF CLAIMS REPORTED DIRECT AND ASSUMED AT YEAR END									
	1	2	3	4	5	6	7	8	9	10
	2006	2007	2008	2009	2010	2011	2012	2013	2014	2015
1. Prior.....	1,763	119	39	10	4	2	4	1	3	
2. 2006.....	6,958	8,494	8,575	8,598	8,602	8,604	8,606	8,606	8,609	8,609
3. 2007.....	XXX	7,224	8,744	8,819	8,838	8,842	8,845	8,846	8,851	8,852
4. 2008.....	XXX	XXX	7,083	8,420	8,499	8,514	8,519	8,521	8,540	8,541
5. 2009.....	XXX	XXX	XXX	7,765	9,148	9,218	9,236	9,239	9,279	9,281
6. 2010.....	XXX	XXX	XXX	XXX	8,026	9,478	9,559	9,580	9,658	9,663
7. 2011.....	XXX	XXX	XXX	XXX	XXX	7,765	9,352	9,482	9,705	9,713
8. 2012.....	XXX	XXX	XXX	XXX	XXX	XXX	8,001	9,625	10,270	10,294
9. 2013.....	XXX	XXX	XXX	XXX	XXX	XXX	XXX	7,618	8,246	8,320
10. 2014.....	XXX	XXX	XXX	XXX	XXX	XXX	XXX	XXX	7,054	8,469
11. 2015.....	XXX	XXX	XXX	XXX	XXX	XXX	XXX	XXX	XXX	7,185

ANNUAL STATEMENT FOR THE YEAR 2015 OF THE FARMERS INSURANCE OF COLUMBUS, INC.

SCHEDULE P - PART 5C - COMMERCIAL AUTO/TRUCK LIABILITY/MEDICAL

SECTION 1

Years in Which Premiums Were Earned and Losses Were Incurred	CUMULATIVE NUMBER OF CLAIMS CLOSED WITH LOSS PAYMENT DIRECT AND ASSUMED AT YEAR END									
	1	2	3	4	5	6	7	8	9	10
	2006	2007	2008	2009	2010	2011	2012	2013	2014	2015
1. Prior.....	46	8	4	3	1					
2. 2006.....	92	126	131	133	134	135	135	135	135	135
3. 2007.....	XXX	103	138	143	145	146	146	146	147	147
4. 2008.....	XXX	XXX	110	147	152	159	161	161	162	162
5. 2009.....	XXX	XXX	XXX	111	150	162	165	167	168	168
6. 2010.....	XXX	XXX	XXX	XXX	116	178	185	189	193	194
7. 2011.....	XXX	XXX	XXX	XXX	XXX	121	168	178	186	187
8. 2012.....	XXX	XXX	XXX	XXX	XXX	XXX	128	177	201	204
9. 2013.....	XXX	XXX	XXX	XXX	XXX	XXX	XXX	120	138	144
10. 2014.....	XXX	XXX	XXX	XXX	XXX	XXX	XXX	XXX	122	159
11. 2015.....	XXX	XXX	XXX	XXX	XXX	XXX	XXX	XXX	XXX	108

SECTION 2

Years in Which Premiums Were Earned and Losses Were Incurred	NUMBER OF CLAIMS OUTSTANDING DIRECT AND ASSUMED AT YEAR END									
	1	2	3	4	5	6	7	8	9	10
	2006	2007	2008	2009	2010	2011	2012	2013	2014	2015
1. Prior.....	19	10	5	2	1	1				
2. 2006.....	20	9	4	2	1					
3. 2007.....	XXX	21	9	5	2	1				
4. 2008.....	XXX	XXX	22	9	4	2	1	1		
5. 2009.....	XXX	XXX	XXX	26	11	6	4	2		
6. 2010.....	XXX	XXX	XXX	XXX	30	14	7	3	1	
7. 2011.....	XXX	XXX	XXX	XXX	XXX	33	15	7	2	1
8. 2012.....	XXX	XXX	XXX	XXX	XXX	XXX	28	15	5	2
9. 2013.....	XXX	XXX	XXX	XXX	XXX	XXX	XXX	26	10	4
10. 2014.....	XXX	XXX	XXX	XXX	XXX	XXX	XXX	XXX	23	11
11. 2015.....	XXX	XXX	XXX	XXX	XXX	XXX	XXX	XXX	XXX	25

SECTION 3

Years in Which Premiums Were Earned and Losses Were Incurred	CUMULATIVE NUMBER OF CLAIMS REPORTED DIRECT AND ASSUMED AT YEAR END									
	1	2	3	4	5	6	7	8	9	10
	2006	2007	2008	2009	2010	2011	2012	2013	2014	2015
1. Prior.....	36	3	2							
2. 2006.....	126	156	158	158	158	159	159	159	159	159
3. 2007.....	XXX	135	165	168	168	168	169	169	169	169
4. 2008.....	XXX	XXX	148	180	181	187	188	188	188	188
5. 2009.....	XXX	XXX	XXX	154	187	196	197	198	198	198
6. 2010.....	XXX	XXX	XXX	XXX	165	221	224	225	227	227
7. 2011.....	XXX	XXX	XXX	XXX	XXX	169	212	215	220	220
8. 2012.....	XXX	XXX	XXX	XXX	XXX	XXX	176	223	238	239
9. 2013.....	XXX	XXX	XXX	XXX	XXX	XXX	XXX	161	172	174
10. 2014.....	XXX	XXX	XXX	XXX	XXX	XXX	XXX	XXX	160	195
11. 2015.....	XXX	XXX	XXX	XXX	XXX	XXX	XXX	XXX	XXX	149

SCHEDULE P - PART 5D - WORKERS' COMPENSATION
(EXCLUDING EXCESS WORKERS' COMPENSATION)

SECTION 1

Years in Which Premiums Were Earned and Losses Were Incurred	CUMULATIVE NUMBER OF CLAIMS CLOSED WITH LOSS PAYMENT DIRECT AND ASSUMED AT YEAR END									
	1	2	3	4	5	6	7	8	9	10
	2006	2007	2008	2009	2010	2011	2012	2013	2014	2015
1. Prior.....	107	35	11	7	3	5	5	3	5	1
2. 2006.....	79	137	144	146	147	149	151	152	155	155
3. 2007.....	XXX	80	140	147	152	157	160	162	166	166
4. 2008.....	XXX	XXX	88	151	184	178	184	187	232	233
5. 2009.....	XXX	XXX	XXX	80	173	159	168	174	190	192
6. 2010.....	XXX	XXX	XXX	XXX	96	160	178	188	170	173
7. 2011.....	XXX	XXX	XXX	XXX	XXX	90	157	173	138	144
8. 2012.....	XXX	XXX	XXX	XXX	XXX	XXX	96	154	192	201
9. 2013.....	XXX	XXX	XXX	XXX	XXX	XXX	XXX	69	61	73
10. 2014.....	XXX	XXX	XXX	XXX	XXX	XXX	XXX	XXX	104	140
11. 2015.....	XXX	XXX	XXX	XXX	XXX	XXX	XXX	XXX	XXX	43

SECTION 2

Years in Which Premiums Were Earned and Losses Were Incurred	NUMBER OF CLAIMS OUTSTANDING DIRECT AND ASSUMED AT YEAR END									
	1	2	3	4	5	6	7	8	9	10
	2006	2007	2008	2009	2010	2011	2012	2013	2014	2015
1. Prior.....	102	64	46	34	28	22	17	14	12	11
2. 2006.....	75	30	19	13	9	7	5	3	3	2
3. 2007.....	XXX	80	34	23	17	11	7	5	4	3
4. 2008.....	XXX	XXX	81	36	24	17	11	8	5	3
5. 2009.....	XXX	XXX	XXX	86	40	27	19	12	8	5
6. 2010.....	XXX	XXX	XXX	XXX	86	43	29	18	12	7
7. 2011.....	XXX	XXX	XXX	XXX	XXX	89	55	32	19	11
8. 2012.....	XXX	XXX	XXX	XXX	XXX	XXX	65	50	27	16
9. 2013.....	XXX	XXX	XXX	XXX	XXX	XXX	XXX	56	36	22
10. 2014.....	XXX	XXX	XXX	XXX	XXX	XXX	XXX	XXX	60	34
11. 2015.....	XXX	XXX	XXX	XXX	XXX	XXX	XXX	XXX	XXX	60

SECTION 3

Years in Which Premiums Were Earned and Losses Were Incurred	CUMULATIVE NUMBER OF CLAIMS REPORTED DIRECT AND ASSUMED AT YEAR END									
	1	2	3	4	5	6	7	8	9	10
	2006	2007	2008	2009	2010	2011	2012	2013	2014	2015
1. Prior.....	42	8	2	2	2	2			3	
2. 2006.....	182	214	217	218	219	220	220	220	221	222
3. 2007.....	XXX	188	218	222	223	224	224	224	227	227
4. 2008.....	XXX	XXX	196	244	272	262	263	263	306	306
5. 2009.....	XXX	XXX	XXX	195	265	241	244	244	256	256
6. 2010.....	XXX	XXX	XXX	XXX	216	250	257	257	234	233
7. 2011.....	XXX	XXX	XXX	XXX	XXX	210	258	253	208	206
8. 2012.....	XXX	XXX	XXX	XXX	XXX	XXX	191	245	262	262
9. 2013.....	XXX	XXX	XXX	XXX	XXX	XXX	XXX	143	121	122
10. 2014.....	XXX	XXX	XXX	XXX	XXX	XXX	XXX	XXX	176	196
11. 2015.....	XXX	XXX	XXX	XXX	XXX	XXX	XXX	XXX	XXX	114

ANNUAL STATEMENT FOR THE YEAR 2015 OF THE FARMERS INSURANCE OF COLUMBUS, INC.

SCHEDULE P - PART 5E - COMMERCIAL MULTIPLE PERIL
SECTION 1

Years in Which Premiums Were Earned and Losses Were Incurred	CUMULATIVE NUMBER OF CLAIMS CLOSED WITH LOSS PAYMENT DIRECT AND ASSUMED AT YEAR END									
	1	2	3	4	5	6	7	8	9	10
	2006	2007	2008	2009	2010	2011	2012	2013	2014	2015
1. Prior.....	79	17	9	5	3	3	2	2	2	1
2. 2006.....	241	313	321	326	329	330	331	331	332	332
3. 2007.....	XXX	259	335	344	348	351	352	353	354	354
4. 2008.....	XXX	XXX	444	581	708	658	663	665	703	703
5. 2009.....	XXX	XXX	XXX	409	610	517	524	530	543	543
6. 2010.....	XXX	XXX	XXX	XXX	388	501	516	525	525	526
7. 2011.....	XXX	XXX	XXX	XXX	XXX	415	518	539	434	436
8. 2012.....	XXX	XXX	XXX	XXX	XXX	XXX	390	493	546	552
9. 2013.....	XXX	XXX	XXX	XXX	XXX	XXX	XXX	299	322	334
10. 2014.....	XXX	XXX	XXX	XXX	XXX	XXX	XXX	XXX	381	448
11. 2015.....	XXX	XXX	XXX	XXX	XXX	XXX	XXX	XXX	XXX	211

SECTION 2

Years in Which Premiums Were Earned and Losses Were Incurred	NUMBER OF CLAIMS OUTSTANDING DIRECT AND ASSUMED AT YEAR END									
	1	2	3	4	5	6	7	8	9	10
	2006	2007	2008	2009	2010	2011	2012	2013	2014	2015
1. Prior.....	56	34	22	14	9	8	5	4	3	2
2. 2006.....	53	23	14	6	4	2	2	1	1	1
3. 2007.....	XXX	56	21	11	7	3	3	2	2	1
4. 2008.....	XXX	XXX	75	26	15	11	7	4	1	
5. 2009.....	XXX	XXX	XXX	77	29	19	16	12	6	2
6. 2010.....	XXX	XXX	XXX	XXX	81	35	23	16	7	2
7. 2011.....	XXX	XXX	XXX	XXX	XXX	95	49	28	11	3
8. 2012.....	XXX	XXX	XXX	XXX	XXX	XXX	70	53	22	7
9. 2013.....	XXX	XXX	XXX	XXX	XXX	XXX	XXX	76	38	13
10. 2014.....	XXX	XXX	XXX	XXX	XXX	XXX	XXX	XXX	86	31
11. 2015.....	XXX	XXX	XXX	XXX	XXX	XXX	XXX	XXX	XXX	76

SECTION 3

Years in Which Premiums Were Earned and Losses Were Incurred	CUMULATIVE NUMBER OF CLAIMS REPORTED DIRECT AND ASSUMED AT YEAR END									
	1	2	3	4	5	6	7	8	9	10
	2006	2007	2008	2009	2010	2011	2012	2013	2014	2015
1. Prior.....	106	17	11	8	6	5	5	3	3	1
2. 2006.....	385	472	482	487	489	490	491	492	493	493
3. 2007.....	XXX	422	526	537	541	545	546	547	549	550
4. 2008.....	XXX	XXX	712	941	1,090	1,045	1,050	1,053	1,088	1,089
5. 2009.....	XXX	XXX	XXX	676	927	838	849	856	864	866
6. 2010.....	XXX	XXX	XXX	XXX	668	820	841	852	850	850
7. 2011.....	XXX	XXX	XXX	XXX	XXX	701	835	851	737	735
8. 2012.....	XXX	XXX	XXX	XXX	XXX	XXX	641	798	838	835
9. 2013.....	XXX	XXX	XXX	XXX	XXX	XXX	XXX	545	602	603
10. 2014.....	XXX	XXX	XXX	XXX	XXX	XXX	XXX	XXX	639	721
11. 2015.....	XXX	XXX	XXX	XXX	XXX	XXX	XXX	XXX	XXX	443

ANNUAL STATEMENT FOR THE YEAR 2015 OF THE FARMERS INSURANCE OF COLUMBUS, INC.

SCHEDULE P - PART 5F - MEDICAL PROFESSIONAL LIABILITY - OCCURRENCE

SECTION 1A

Years in Years in Which Premiums Were Earned and Losses Were Incurred	CUMULATIVE NUMBER OF CLAIMS CLOSED WITH LOSS PAYMENT DIRECT AND ASSUMED AT YEAR END									
	1	2	3	4	5	6	7	8	9	10
	2006	2007	2008	2009	2010	2011	2012	2013	2014	2015
1. Prior.....		2								
2. 2006.....										
3. 2007.....	XXX									
4. 2008.....	XXX	XXX								
5. 2009.....	XXX	XXX	XXX							
6. 2010.....	XXX	XXX	XXX	XXX						
7. 2011.....	XXX	XXX	XXX	XXX	XXX					
8. 2012.....	XXX	XXX	XXX	XXX	XXX	XXX				
9. 2013.....	XXX	XXX	XXX	XXX	XXX	XXX	XXX			
10. 2014.....	XXX	XXX	XXX	XXX	XXX	XXX	XXX	XXX		
11. 2015.....	XXX	XXX	XXX	XXX	XXX	XXX	XXX	XXX	XXX	

SECTION 2A

Years in Years in Which Premiums Were Earned and Losses Were Incurred	NUMBER OF CLAIMS OUTSTANDING DIRECT AND ASSUMED AT YEAR END									
	1	2	3	4	5	6	7	8	9	10
	2006	2007	2008	2009	2010	2011	2012	2013	2014	2015
1. Prior.....	3	1	1	1						
2. 2006.....										
3. 2007.....	XXX									
4. 2008.....	XXX	XXX								
5. 2009.....	XXX	XXX	XXX							
6. 2010.....	XXX	XXX	XXX	XXX						
7. 2011.....	XXX	XXX	XXX	XXX	XXX					
8. 2012.....	XXX	XXX	XXX	XXX	XXX	XXX				
9. 2013.....	XXX	XXX	XXX	XXX	XXX	XXX	XXX			
10. 2014.....	XXX	XXX	XXX	XXX	XXX	XXX	XXX	XXX		
11. 2015.....	XXX	XXX	XXX	XXX	XXX	XXX	XXX	XXX	XXX	

SECTION 3A

Years in Years in Which Premiums Were Earned and Losses Were Incurred	CUMULATIVE NUMBER OF CLAIMS REPORTED DIRECT AND ASSUMED AT YEAR END									
	1	2	3	4	5	6	7	8	9	10
	2006	2007	2008	2009	2010	2011	2012	2013	2014	2015
1. Prior.....	1	1	2							
2. 2006.....										
3. 2007.....	XXX									
4. 2008.....	XXX	XXX								
5. 2009.....	XXX	XXX	XXX							
6. 2010.....	XXX	XXX	XXX	XXX						
7. 2011.....	XXX	XXX	XXX	XXX	XXX					
8. 2012.....	XXX	XXX	XXX	XXX	XXX	XXX				
9. 2013.....	XXX	XXX	XXX	XXX	XXX	XXX	XXX			
10. 2014.....	XXX	XXX	XXX	XXX	XXX	XXX	XXX	XXX		
11. 2015.....	XXX	XXX	XXX	XXX	XXX	XXX	XXX	XXX	XXX	

ANNUAL STATEMENT FOR THE YEAR 2015 OF THE FARMERS INSURANCE OF COLUMBUS, INC.

SCHEDULE P - PART 5F - MEDICAL PROFESSIONAL LIABILITY - CLAIMS-MADE

SECTION 1B

Years in Years in Which Premiums Were Earned and Losses Were Incurred	CUMULATIVE NUMBER OF CLAIMS CLOSED WITH LOSS PAYMENT DIRECT AND ASSUMED AT YEAR END									
	1	2	3	4	5	6	7	8	9	10
	2006	2007	2008	2009	2010	2011	2012	2013	2014	2015
1. Prior.....										
2. 2006.....										
3. 2007.....	XXX									
4. 2008.....	XXX	XXX								
5. 2009.....	XXX	XXX	XXX							
6. 2010.....	XXX	XXX	XXX	XXX						
7. 2011.....	XXX	XXX	XXX	XXX	XXX					
8. 2012.....	XXX	XXX	XXX	XXX	XXX	XXX				
9. 2013.....	XXX	XXX	XXX	XXX	XXX	XXX	XXX			
10. 2014.....	XXX	XXX	XXX	XXX	XXX	XXX	XXX	XXX		
11. 2015.....	XXX	XXX	XXX	XXX	XXX	XXX	XXX	XXX	XXX	

SECTION 2B

Years in Years in Which Premiums Were Earned and Losses Were Incurred	NUMBER OF CLAIMS OUTSTANDING DIRECT AND ASSUMED AT YEAR END									
	1	2	3	4	5	6	7	8	9	10
	2006	2007	2008	2009	2010	2011	2012	2013	2014	2015
1. Prior.....	2		1							
2. 2006.....										
3. 2007.....	XXX									
4. 2008.....	XXX	XXX								
5. 2009.....	XXX	XXX	XXX							
6. 2010.....	XXX	XXX	XXX	XXX						
7. 2011.....	XXX	XXX	XXX	XXX	XXX					
8. 2012.....	XXX	XXX	XXX	XXX	XXX	XXX				
9. 2013.....	XXX	XXX	XXX	XXX	XXX	XXX	XXX			
10. 2014.....	XXX	XXX	XXX	XXX	XXX	XXX	XXX	XXX		
11. 2015.....	XXX	XXX	XXX	XXX	XXX	XXX	XXX	XXX	XXX	

SECTION 3B

Years in Years in Which Premiums Were Earned and Losses Were Incurred	CUMULATIVE NUMBER OF CLAIMS REPORTED DIRECT AND ASSUMED AT YEAR END									
	1	2	3	4	5	6	7	8	9	10
	2006	2007	2008	2009	2010	2011	2012	2013	2014	2015
1. Prior.....										
2. 2006.....										
3. 2007.....	XXX									
4. 2008.....	XXX	XXX								
5. 2009.....	XXX	XXX	XXX							
6. 2010.....	XXX	XXX	XXX	XXX						
7. 2011.....	XXX	XXX	XXX	XXX	XXX					
8. 2012.....	XXX	XXX	XXX	XXX	XXX	XXX				
9. 2013.....	XXX	XXX	XXX	XXX	XXX	XXX	XXX			
10. 2014.....	XXX	XXX	XXX	XXX	XXX	XXX	XXX	XXX		
11. 2015.....	XXX	XXX	XXX	XXX	XXX	XXX	XXX	XXX	XXX	

SCHEDULE P - PART 5H - OTHER LIABILITY - OCCURRENCE

SECTION 1A

Years in Years in Which Premiums Were Earned and Losses Were Incurred	CUMULATIVE NUMBER OF CLAIMS CLOSED WITH LOSS PAYMENT DIRECT AND ASSUMED AT YEAR END									
	1	2	3	4	5	6	7	8	9	10
	2006	2007	2008	2009	2010	2011	2012	2013	2014	2015
1. Prior										1
2. 2006										5
3. 2007	XXX									3
4. 2008	XXX	XXX								7
5. 2009	XXX	XXX	XXX							11
6. 2010	XXX	XXX	XXX	XXX						13
7. 2011	XXX	XXX	XXX	XXX	XXX					24
8. 2012	XXX	XXX	XXX	XXX	XXX	XXX				20
9. 2013	XXX	XXX	XXX	XXX	XXX	XXX	XXX			11
10. 2014	XXX	XXX	XXX	XXX	XXX	XXX	XXX	XXX		9
11. 2015	XXX	XXX	XXX	XXX	XXX	XXX	XXX	XXX	XXX	1

SECTION 2A

Years in Years in Which Premiums Were Earned and Losses Were Incurred	NUMBER OF CLAIMS OUTSTANDING DIRECT AND ASSUMED AT YEAR END									
	1	2	3	4	5	6	7	8	9	10
	2006	2007	2008	2009	2010	2011	2012	2013	2014	2015
1. Prior	7	3	2	1						
2. 2006	3	2	1	1						
3. 2007	XXX	2	2	1	1					
4. 2008	XXX	XXX	3	3	2	1				
5. 2009	XXX	XXX	XXX	4	3	4	2			
6. 2010	XXX	XXX	XXX	XXX	6	4	3	1	1	
7. 2011	XXX	XXX	XXX	XXX	XXX	12	6	3	2	1
8. 2012	XXX	XXX	XXX	XXX	XXX	XXX	10	6	4	2
9. 2013	XXX	XXX	XXX	XXX	XXX	XXX	XXX	9	6	4
10. 2014	XXX	XXX	XXX	XXX	XXX	XXX	XXX	XXX	10	7
11. 2015	XXX	XXX	XXX	XXX	XXX	XXX	XXX	XXX	XXX	11

SECTION 3A

Years in Years in Which Premiums Were Earned and Losses Were Incurred	CUMULATIVE NUMBER OF CLAIMS REPORTED DIRECT AND ASSUMED AT YEAR END									
	1	2	3	4	5	6	7	8	9	10
	2006	2007	2008	2009	2010	2011	2012	2013	2014	2015
1. Prior	7	2	(1)	1		1	1	1	1	1
2. 2006	8	10	11	12	12	12	12	12	12	12
3. 2007	XXX	5	8	9	9	9	9	9	10	10
4. 2008	XXX	XXX	8	13	15	15	15	16	16	16
5. 2009	XXX	XXX	XXX	11	15	21	20	21	22	22
6. 2010	XXX	XXX	XXX	XXX	13	19	24	24	25	26
7. 2011	XXX	XXX	XXX	XXX	XXX	33	43	48	51	51
8. 2012	XXX	XXX	XXX	XXX	XXX	XXX	30	41	46	47
9. 2013	XXX	XXX	XXX	XXX	XXX	XXX	XXX	32	37	39
10. 2014	XXX	XXX	XXX	XXX	XXX	XXX	XXX	XXX	31	37
11. 2015	XXX	XXX	XXX	XXX	XXX	XXX	XXX	XXX	XXX	27

Schedule P - Part 5H - Other Liability - Claims-Made - Section 1B
N O N E

Schedule P - Part 5H - Other Liability - Claims-Made - Section 2B
N O N E

Schedule P - Part 5H - Other Liability - Claims-Made - Section 3B
N O N E

ANNUAL STATEMENT FOR THE YEAR 2015 OF THE FARMERS INSURANCE OF COLUMBUS, INC.

SCHEDULE P - PART 5R - PRODUCTS LIABILITY - OCCURRENCE

SECTION 1A

Years in Years in Which Premiums Were Earned and Losses Were Incurred	CUMULATIVE NUMBER OF CLAIMS CLOSED WITH LOSS PAYMENT DIRECT AND ASSUMED AT YEAR END									
	1	2	3	4	5	6	7	8	9	10
	2006	2007	2008	2009	2010	2011	2012	2013	2014	2015
1. Prior.....										
2. 2006.....										
3. 2007.....	XXX									
4. 2008.....	XXX	XXX	1	1	1	2	2	2	2	2
5. 2009.....	XXX	XXX	XXX	1	2	3	3	3	3	3
6. 2010.....	XXX	XXX	XXX	XXX	1	2	2	2	3	3
7. 2011.....	XXX	XXX	XXX	XXX	XXX	2	3	3	3	3
8. 2012.....	XXX	XXX	XXX	XXX	XXX	XXX	2	2	3	3
9. 2013.....	XXX	XXX	XXX	XXX	XXX	XXX	XXX			
10. 2014.....	XXX	XXX	XXX	XXX	XXX	XXX	XXX	XXX		
11. 2015.....	XXX	XXX	XXX	XXX	XXX	XXX	XXX	XXX	XXX	

SECTION 2A

Years in Years in Which Premiums Were Earned and Losses Were Incurred	NUMBER OF CLAIMS OUTSTANDING DIRECT AND ASSUMED AT YEAR END									
	1	2	3	4	5	6	7	8	9	10
	2006	2007	2008	2009	2010	2011	2012	2013	2014	2015
1. Prior.....										
2. 2006.....										
3. 2007.....	XXX									
4. 2008.....	XXX	XXX	1	1						
5. 2009.....	XXX	XXX	XXX	1						
6. 2010.....	XXX	XXX	XXX	XXX	1					
7. 2011.....	XXX	XXX	XXX	XXX	XXX	1				
8. 2012.....	XXX	XXX	XXX	XXX	XXX	XXX	1			
9. 2013.....	XXX	XXX	XXX	XXX	XXX	XXX	XXX			
10. 2014.....	XXX	XXX	XXX	XXX	XXX	XXX	XXX	XXX		
11. 2015.....	XXX	XXX	XXX	XXX	XXX	XXX	XXX	XXX	XXX	

SECTION 3A

Years in Years in Which Premiums Were Earned and Losses Were Incurred	CUMULATIVE NUMBER OF CLAIMS REPORTED DIRECT AND ASSUMED AT YEAR END									
	1	2	3	4	5	6	7	8	9	10
	2006	2007	2008	2009	2010	2011	2012	2013	2014	2015
1. Prior.....			(3)							
2. 2006.....										
3. 2007.....	XXX						1	1	1	1
4. 2008.....	XXX	XXX	2	3	4	4	4	4	4	4
5. 2009.....	XXX	XXX	XXX	3	4	5	5	5	5	5
6. 2010.....	XXX	XXX	XXX	XXX	3	4	4	4	5	5
7. 2011.....	XXX	XXX	XXX	XXX	XXX	4	5	5	6	6
8. 2012.....	XXX	XXX	XXX	XXX	XXX	XXX	4	4	5	5
9. 2013.....	XXX	XXX	XXX	XXX	XXX	XXX	XXX	1	1	1
10. 2014.....	XXX	XXX	XXX	XXX	XXX	XXX	XXX	XXX		
11. 2015.....	XXX	XXX	XXX	XXX	XXX	XXX	XXX	XXX	XXX	

Schedule P - Part 5R - Products Liability - Claims-Made - Section 1B

N O N E

Schedule P - Part 5R - Products Liability - Claims-Made - Section 2B

N O N E

Schedule P - Part 5R - Products Liability - Claims-Made - Section 3B

N O N E

Schedule P - Part 5T - Warranty - Section 1

N O N E

Schedule P - Part 5T - Warranty - Section 2

N O N E

Schedule P - Part 5T - Warranty - Section 3

N O N E

ANNUAL STATEMENT FOR THE YEAR 2015 OF THE FARMERS INSURANCE OF COLUMBUS, INC.

SCHEDULE P - PART 6C - COMMERCIAL AUTO/TRUCK LIABILITY/MEDICAL
SECTION 1

Years in Which Premiums Were Earned and Losses Were Incurred	CUMULATIVE PREMIUMS EARNED DIRECT AND ASSUMED AT YEAR END (\$000 OMITTED)										11 Current Year Premiums Earned
	1	2	3	4	5	6	7	8	9	10	
	2006	2007	2008	2009	2010	2011	2012	2013	2014	2015	
1. Prior.....											
2. 2006.....	1,880	1,880	1,880	1,880	1,880	1,880	1,880	1,880	1,880	1,880	
3. 2007.....	XXX	1,990	1,990	1,990	1,990	1,990	1,990	1,990	1,990	1,990	
4. 2008.....	XXX	XXX	2,482	2,482	2,482	2,482	2,482	2,482	2,482	2,482	
5. 2009.....	XXX	XXX	XXX	3,002	3,002	3,002	3,002	3,002	3,002	3,002	
6. 2010.....	XXX	XXX	XXX	XXX	2,745	2,745	2,745	2,745	2,745	2,745	
7. 2011.....	XXX	XXX	XXX	XXX	XXX	2,919	2,919	2,919	2,919	2,919	
8. 2012.....	XXX	XXX	XXX	XXX	XXX	XXX	2,931	2,931	2,931	2,931	
9. 2013.....	XXX	XXX	XXX	XXX	XXX	XXX	XXX	2,882	2,882	2,882	
10. 2014.....	XXX	XXX	XXX	XXX	XXX	XXX	XXX	XXX	2,685	2,685	
11. 2015.....	XXX	XXX	XXX	XXX	XXX	XXX	XXX	XXX	XXX	2,580	2,580
12. Totals.....	XXX	XXX	XXX	XXX	XXX	XXX	XXX	XXX	XXX	XXX	2,580
13. Earned Premiums (Sch P-Pt. 1)	1,880	1,990	2,482	3,002	2,745	2,919	2,931	2,882	2,685	2,580	XXX

SECTION 2

Years in Which Premiums Were Earned and Losses Were Incurred	CUMULATIVE PREMIUMS EARNED CEDED AT YEAR END (\$000 OMITTED)										11 Current Year Premiums Earned
	1	2	3	4	5	6	7	8	9	10	
	2006	2007	2008	2009	2010	2011	2012	2013	2014	2015	
1. Prior.....											
2. 2006.....	128	128	128	128	128	128	128	128	128	128	
3. 2007.....	XXX	136	136	136	136	136	136	136	136	136	
4. 2008.....	XXX	XXX	277	277	277	277	277	277	277	277	
5. 2009.....	XXX	XXX	XXX	939	939	939	939	939	939	939	
6. 2010.....	XXX	XXX	XXX	XXX	841	841	841	841	841	841	
7. 2011.....	XXX	XXX	XXX	XXX	XXX	283	283	283	283	283	
8. 2012.....	XXX	XXX	XXX	XXX	XXX	XXX	604	604	604	604	
9. 2013.....	XXX	XXX	XXX	XXX	XXX	XXX	XXX	598	598	598	
10. 2014.....	XXX	XXX	XXX	XXX	XXX	XXX	XXX	XXX	557	557	
11. 2015.....	XXX	XXX	XXX	XXX	XXX	XXX	XXX	XXX	XXX	366	366
12. Totals.....	XXX	XXX	XXX	XXX	XXX	XXX	XXX	XXX	XXX	XXX	366
13. Earned Premiums (Sch P-Pt. 1)	128	136	277	939	841	283	604	598	557	366	XXX

SCHEDULE P - PART 6D - WORKERS' COMPENSATION
(EXCLUDING EXCESS WORKERS' COMPENSATION)

SECTION 1

Years in Which Premiums Were Earned and Losses Were Incurred	CUMULATIVE PREMIUMS EARNED DIRECT AND ASSUMED AT YEAR END (\$000 OMITTED)										11 Current Year Premiums Earned
	1	2	3	4	5	6	7	8	9	10	
	2006	2007	2008	2009	2010	2011	2012	2013	2014	2015	
1. Prior.....											
2. 2006.....	4,044	4,044	4,044	4,044	4,044	4,044	4,044	4,044	4,044	4,044	
3. 2007.....	XXX	3,632	3,632	3,632	3,632	3,632	3,632	3,632	3,632	3,632	
4. 2008.....	XXX	XXX	4,062	4,062	4,062	4,062	4,062	4,062	4,062	4,062	
5. 2009.....	XXX	XXX	XXX	4,332	4,332	4,332	4,332	4,332	4,332	4,332	
6. 2010.....	XXX	XXX	XXX	XXX	4,414	4,414	4,414	4,414	4,414	4,414	
7. 2011.....	XXX	XXX	XXX	XXX	XXX	4,716	4,716	4,716	4,716	4,716	
8. 2012.....	XXX	XXX	XXX	XXX	XXX	XXX	4,998	4,998	4,998	4,998	
9. 2013.....	XXX	XXX	XXX	XXX	XXX	XXX	XXX	4,508	4,508	4,508	
10. 2014.....	XXX	XXX	XXX	XXX	XXX	XXX	XXX	XXX	4,378	4,378	
11. 2015.....	XXX	XXX	XXX	XXX	XXX	XXX	XXX	XXX	XXX	4,295	4,295
12. Totals.....	XXX	XXX	XXX	XXX	XXX	XXX	XXX	XXX	XXX	XXX	4,295
13. Earned Premiums (Sch P-Pt. 1)	4,044	3,632	4,062	4,332	4,414	4,716	4,998	4,508	4,378	4,295	XXX

SECTION 2

Years in Which Premiums Were Earned and Losses Were Incurred	CUMULATIVE PREMIUMS EARNED CEDED AT YEAR END (\$000 OMITTED)										11 Current Year Premiums Earned
	1	2	3	4	5	6	7	8	9	10	
	2006	2007	2008	2009	2010	2011	2012	2013	2014	2015	
1. Prior.....											
2. 2006.....	289	289	289	289	289	289	289	289	289	289	
3. 2007.....	XXX	258	258	258	258	258	258	258	258	258	
4. 2008.....	XXX	XXX	433	433	433	433	433	433	433	433	
5. 2009.....	XXX	XXX	XXX	1,423	1,423	1,423	1,423	1,423	1,423	1,423	
6. 2010.....	XXX	XXX	XXX	XXX	1,340	1,340	1,340	1,340	1,340	1,340	
7. 2011.....	XXX	XXX	XXX	XXX	XXX	516	516	516	516	516	
8. 2012.....	XXX	XXX	XXX	XXX	XXX	XXX	1,034	1,034	1,034	1,034	
9. 2013.....	XXX	XXX	XXX	XXX	XXX	XXX	XXX	939	939	939	
10. 2014.....	XXX	XXX	XXX	XXX	XXX	XXX	XXX	XXX	902	902	
11. 2015.....	XXX	XXX	XXX	XXX	XXX	XXX	XXX	XXX	XXX	637	637
12. Totals.....	XXX	XXX	XXX	XXX	XXX	XXX	XXX	XXX	XXX	XXX	637
13. Earned Premiums (Sch P-Pt. 1)	289	258	433	1,423	1,340	516	1,034	939	902	637	XXX

ANNUAL STATEMENT FOR THE YEAR 2015 OF THE FARMERS INSURANCE OF COLUMBUS, INC.

SCHEDULE P - PART 6E - COMMERCIAL MULTIPLE PERIL
SECTION 1

Years in Which Premiums Were Earned and Losses Were Incurred	CUMULATIVE PREMIUMS EARNED DIRECT AND ASSUMED AT YEAR END (\$000 OMITTED)										11 Current Year Premiums Earned
	1	2	3	4	5	6	7	8	9	10	
	2006	2007	2008	2009	2010	2011	2012	2013	2014	2015	
1. Prior.....											
2. 2006.....	11,700	11,700	11,700	11,700	11,700	11,700	11,700	11,700	11,700	11,700	
3. 2007.....	XXX	12,469	12,469	12,469	12,469	12,469	12,469	12,469	12,469	12,469	
4. 2008.....	XXX	XXX	15,827	15,827	15,827	15,827	15,827	15,827	15,827	15,827	
5. 2009.....	XXX	XXX	XXX	17,576	17,576	17,576	17,576	17,576	17,576	17,576	
6. 2010.....	XXX	XXX	XXX	XXX	17,248	17,248	17,248	17,248	17,248	17,248	
7. 2011.....	XXX	XXX	XXX	XXX	XXX	17,129	17,129	17,129	17,129	17,129	
8. 2012.....	XXX	XXX	XXX	XXX	XXX	XXX	17,591	17,591	17,591	17,591	
9. 2013.....	XXX	XXX	XXX	XXX	XXX	XXX	XXX	17,022	17,022	17,022	
10. 2014.....	XXX	XXX	XXX	XXX	XXX	XXX	XXX	XXX	16,413	16,413	
11. 2015.....	XXX	XXX	XXX	XXX	XXX	XXX	XXX	XXX	XXX	16,075	16,075
12. Totals.....	XXX	XXX	XXX	XXX	XXX	XXX	XXX	XXX	XXX	XXX	16,075
13. Earned Premiums (Sch P-Pt. 1)	11,700	12,469	15,827	17,576	17,248	17,129	17,591	17,022	16,413	16,075	XXX

SECTION 2

Years in Which Premiums Were Earned and Losses Were Incurred	CUMULATIVE PREMIUMS EARNED CEDED AT YEAR END (\$000 OMITTED)										11 Current Year Premiums Earned
	1	2	3	4	5	6	7	8	9	10	
	2006	2007	2008	2009	2010	2011	2012	2013	2014	2015	
1. Prior.....											
2. 2006.....	957	957	957	957	957	957	957	957	957	957	
3. 2007.....	XXX	1,044	1,044	1,044	1,044	1,044	1,044	1,044	1,044	1,044	
4. 2008.....	XXX	XXX	2,179	2,179	2,179	2,179	2,179	2,179	2,179	2,179	
5. 2009.....	XXX	XXX	XXX	6,338	6,338	6,338	6,338	6,338	6,338	6,338	
6. 2010.....	XXX	XXX	XXX	XXX	5,809	5,809	5,809	5,809	5,809	5,809	
7. 2011.....	XXX	XXX	XXX	XXX	XXX	2,340	2,340	2,340	2,340	2,340	
8. 2012.....	XXX	XXX	XXX	XXX	XXX	XXX	4,163	4,163	4,163	4,163	
9. 2013.....	XXX	XXX	XXX	XXX	XXX	XXX	XXX	4,106	4,106	4,106	
10. 2014.....	XXX	XXX	XXX	XXX	XXX	XXX	XXX	XXX	3,946	3,946	
11. 2015.....	XXX	XXX	XXX	XXX	XXX	XXX	XXX	XXX	XXX	2,915	2,915
12. Totals.....	XXX	XXX	XXX	XXX	XXX	XXX	XXX	XXX	XXX	XXX	2,915
13. Earned Premiums (Sch P-Pt. 1)	957	1,044	2,179	6,338	5,809	2,340	4,163	4,106	3,946	2,915	XXX

SCHEDULE P - PART 6H - OTHER LIABILITY - OCCURRENCE
SECTION 1A

Years in Which Premiums Were Earned and Losses Were Incurred	CUMULATIVE PREMIUMS EARNED DIRECT AND ASSUMED AT YEAR END (\$000 OMITTED)										11 Current Year Premiums Earned
	1	2	3	4	5	6	7	8	9	10	
	2006	2007	2008	2009	2010	2011	2012	2013	2014	2015	
1. Prior.....											
2. 2006.....	1,394	1,394	1,394	1,394	1,394	1,394	1,394	1,394	1,394	1,394	
3. 2007.....	XXX	1,498	1,498	1,498	1,498	1,498	1,498	1,498	1,498	1,498	
4. 2008.....	XXX	XXX	1,569	1,569	1,569	1,569	1,569	1,569	1,569	1,569	
5. 2009.....	XXX	XXX	XXX	1,757	1,757	1,757	1,757	1,757	1,757	1,757	
6. 2010.....	XXX	XXX	XXX	XXX	1,815	1,815	1,815	1,815	1,815	1,815	
7. 2011.....	XXX	XXX	XXX	XXX	XXX	2,249	2,249	2,249	2,249	2,249	
8. 2012.....	XXX	XXX	XXX	XXX	XXX	XXX	2,292	2,292	2,292	2,292	
9. 2013.....	XXX	XXX	XXX	XXX	XXX	XXX	XXX	2,303	2,303	2,303	
10. 2014.....	XXX	XXX	XXX	XXX	XXX	XXX	XXX	XXX	2,475	2,475	
11. 2015.....	XXX	XXX	XXX	XXX	XXX	XXX	XXX	XXX	XXX	2,672	2,672
12. Totals.....	XXX	XXX	XXX	XXX	XXX	XXX	XXX	XXX	XXX	XXX	2,672
13. Earned Premiums (Sch P-Pt. 1)	1,394	1,498	1,569	1,757	1,815	2,249	2,292	2,303	2,475	2,672	XXX

SECTION 2A

Years in Which Premiums Were Earned and Losses Were Incurred	CUMULATIVE PREMIUMS EARNED CEDED AT YEAR END (\$000 OMITTED)										11 Current Year Premiums Earned
	1	2	3	4	5	6	7	8	9	10	
	2006	2007	2008	2009	2010	2011	2012	2013	2014	2015	
1. Prior.....											
2. 2006.....	243	243	243	243	243	243	243	243	243	243	
3. 2007.....	XXX	269	269	269	269	269	269	269	269	269	
4. 2008.....	XXX	XXX	258	258	258	258	258	258	258	258	
5. 2009.....	XXX	XXX	XXX	694	694	694	694	694	694	694	
6. 2010.....	XXX	XXX	XXX	XXX	896	896	896	896	896	896	
7. 2011.....	XXX	XXX	XXX	XXX	XXX	615	615	615	615	615	
8. 2012.....	XXX	XXX	XXX	XXX	XXX	XXX	731	731	731	731	
9. 2013.....	XXX	XXX	XXX	XXX	XXX	XXX	XXX	646	646	646	
10. 2014.....	XXX	XXX	XXX	XXX	XXX	XXX	XXX	XXX	600	600	
11. 2015.....	XXX	XXX	XXX	XXX	XXX	XXX	XXX	XXX	XXX	524	524
12. Totals.....	XXX	XXX	XXX	XXX	XXX	XXX	XXX	XXX	XXX	XXX	524
13. Earned Premiums (Sch P-Pt. 1)	243	269	258	694	896	615	731	646	600	524	XXX

Schedule P - Part 6H - Other Liability - Claims-Made - Section 1B
N O N E

Schedule P - Part 6H - Other Liability - Claims-Made - Section 2B
N O N E

Schedule P - Part 6M - International - Section 1
N O N E

Schedule P - Part 6M - International - Section 2
N O N E

Schedule P - Part 6N- Reinsurance A - Nonproportional Assumed Property - Section 1
N O N E

Schedule P - Part 6N- Reinsurance A - Nonproportional Assumed Property - Section 2
N O N E

Schedule P - Part 6O - Reinsurance B - Nonproportional Liability - Section 1
N O N E

Schedule P - Part 6O - Reinsurance B - Nonproportional Assumed Liability - Section 2
N O N E

SCHEDULE P - PART 6R - PRODUCTS LIABILITY - OCCURRENCE
SECTION 1A

Years in Which Premiums Were Earned and Losses Were Incurred	CUMULATIVE PREMIUMS EARNED DIRECT AND ASSUMED AT YEAR END (\$000 OMITTED)										11 Current Year Premiums Earned
	1	2	3	4	5	6	7	8	9	10	
	2006	2007	2008	2009	2010	2011	2012	2013	2014	2015	
1. Prior.....											
2. 2006.....	5	5	5	5	5	5	5	5	5	5	
3. 2007.....	XXX	5	5	5	5	5	5	5	5	5	
4. 2008.....	XXX	XXX	4	4	4	4	4	4	4	4	
5. 2009.....	XXX	XXX	XXX	4	4	4	4	4	4	4	
6. 2010.....	XXX	XXX	XXX	XXX	3	3	3	3	3	3	
7. 2011.....	XXX	XXX	XXX	XXX	XXX	3	3	3	3	3	
8. 2012.....	XXX	XXX	XXX	XXX	XXX	XXX	3	3	3	3	
9. 2013.....	XXX	XXX	XXX	XXX	XXX	XXX	XXX	2	2	2	
10. 2014.....	XXX	XXX	XXX	XXX	XXX	XXX	XXX	XXX	2	2	
11. 2015.....	XXX	XXX	XXX	XXX	XXX	XXX	XXX	XXX	XXX	2	2
12. Totals.....	XXX	XXX	XXX	XXX	XXX	XXX	XXX	XXX	XXX	XXX	2
13. Earned Premiums (Sch P-Pt. 1)	5	5	4	4	3	3	3	2	2	2	XXX

SECTION 2A

Years in Which Premiums Were Earned and Losses Were Incurred	CUMULATIVE PREMIUMS EARNED CEDED AT YEAR END (\$000 OMITTED)										11 Current Year Premiums Earned
	1	2	3	4	5	6	7	8	9	10	
	2006	2007	2008	2009	2010	2011	2012	2013	2014	2015	
1. Prior.....											
2. 2006.....											
3. 2007.....	XXX										
4. 2008.....	XXX	XXX	0	0	0	0	0	0	0	0	
5. 2009.....	XXX	XXX	XXX	1	1	1	1	1	1	1	
6. 2010.....	XXX	XXX	XXX	XXX	1	1	1	1	1	1	
7. 2011.....	XXX	XXX	XXX	XXX	XXX	0	0	0	0	0	
8. 2012.....	XXX	XXX	XXX	XXX	XXX	XXX	1	1	1	1	
9. 2013.....	XXX	XXX	XXX	XXX	XXX	XXX	XXX	0	0	0	
10. 2014.....	XXX	XXX	XXX	XXX	XXX	XXX	XXX	XXX	0	0	
11. 2015.....	XXX	XXX	XXX	XXX	XXX	XXX	XXX	XXX	XXX	0	0
12. Totals.....	XXX	XXX	XXX	XXX	XXX	XXX	XXX	XXX	XXX	XXX	0
13. Earned Premiums (Sch P-Pt. 1)			0	1	1	0	1	0	0	0	XXX

SCHEDULE P - PART 6R - PRODUCTS LIABILITY - CLAIMS-MADE
SECTION 1B

Years in Which Premiums Were Earned and Losses Were Incurred	CUMULATIVE PREMIUMS EARNED DIRECT AND ASSUMED AT YEAR END (\$000 OMITTED)										11 Current Year Premiums Earned
	1	2	3	4	5	6	7	8	9	10	
	2006	2007	2008	2009	2010	2011	2012	2013	2014	2015	
1. Prior.....											
2. 2006.....											
3. 2007.....	XXX										
4. 2008.....	XXX	XXX									
5. 2009.....	XXX	XXX	XXX								
6. 2010.....	XXX	XXX	XXX	XXX							
7. 2011.....	XXX	XXX	XXX	XXX	XXX						
8. 2012.....	XXX	XXX	XXX	XXX	XXX	XXX					
9. 2013.....	XXX	XXX	XXX	XXX	XXX	XXX	XXX				
10. 2014.....	XXX	XXX	XXX	XXX	XXX	XXX	XXX	XXX			
11. 2015.....	XXX	XXX	XXX	XXX	XXX	XXX	XXX	XXX	XXX		
12. Totals.....	XXX	XXX	XXX	XXX	XXX	XXX	XXX	XXX	XXX	XXX	
13. Earned Premiums (Sch P-Pt. 1)											XXX

SECTION 2B

Years in Which Premiums Were Earned and Losses Were Incurred	CUMULATIVE PREMIUMS EARNED CEDED AT YEAR END (\$000 OMITTED)										11 Current Year Premiums Earned
	1	2	3	4	5	6	7	8	9	10	
	2006	2007	2008	2009	2010	2011	2012	2013	2014	2015	
1. Prior.....											
2. 2006.....											
3. 2007.....	XXX										
4. 2008.....	XXX	XXX									
5. 2009.....	XXX	XXX	XXX								
6. 2010.....	XXX	XXX	XXX	XXX							
7. 2011.....	XXX	XXX	XXX	XXX	XXX						
8. 2012.....	XXX	XXX	XXX	XXX	XXX	XXX					
9. 2013.....	XXX	XXX	XXX	XXX	XXX	XXX	XXX				
10. 2014.....	XXX	XXX	XXX	XXX	XXX	XXX	XXX	XXX			
11. 2015.....	XXX	XXX	XXX	XXX	XXX	XXX	XXX	XXX	XXX		
12. Totals.....	XXX	XXX	XXX	XXX	XXX	XXX	XXX	XXX	XXX	XXX	
13. Earned Premiums (Sch P-Pt. 1)											XXX

ANNUAL STATEMENT FOR THE YEAR 2015 OF THE FARMERS INSURANCE OF COLUMBUS, INC.

SCHEDULE P - PART 7A - PRIMARY LOSS SENSITIVE CONTRACTS (\$000 OMITTED)

SECTION 1

Schedule P - Part 1	1 Total Net Losses and Expenses Unpaid	2 Net Losses and Expenses Unpaid on Loss Sensitive Contracts	3 Loss Sensitive as Percentage of Total	4 Total Net Premiums Written	5 Net Premiums Written on Loss Sensitive Contracts	6 Loss Sensitive as Percentage of Total
1. Homeowners/Farmowners	11,935			43,265		
2. Private Passenger Auto Liability/ Medical	40,857			50,275		
3. Commercial Auto/Truck Liability/ Medical	3,165			2,058		
4. Workers' Compensation	11,703			3,603		
5. Commercial Multiple Peril	12,358			12,668		
6. Medical Professional Liability - Occurrence	40					
7. Medical Professional Liability - Claims - Made	68					
8. Special Liability	180			353		
9. Other Liability - Occurrence	2,478			2,178		
10. Other Liability - Claims-Made						
11. Special Property	1,022			7,614		
12. Auto Physical Damage	2,229			27,285		
13. Fidelity/Surety	13			8		
14. Other	0					
15. International						
16. Reinsurance - Nonproportional Assumed Property	XXX	XXX	XXX	XXX	XXX	XXX
17. Reinsurance - Nonproportional Assumed Liability	XXX	XXX	XXX	XXX	XXX	XXX
18. Reinsurance - Nonproportional Assumed Financial Lines	XXX	XXX	XXX	XXX	XXX	XXX
19. Products Liability - Occurrence	5			2		
20. Products Liability - Claims-Made						
21. Financial Guaranty/Mortgage Guaranty						
22. Warranty						
23. Totals	86,052			149,307		

SECTION 2

Years in Which Policies Were Issued	INCURRED LOSSES AND DEFENSE AND COST CONTAINMENT EXPENSES REPORTED AT YEAR END (\$000 OMITTED)									
	1	2	3	4	5	6	7	8	9	10
	2006	2007	2008	2009	2010	2011	2012	2013	2014	2015
1. Prior.....										
2. 2006.....										
3. 2007.....	XXX									
4. 2008.....	XXX	XXX								
5. 2009.....	XXX	XXX	XXX							
6. 2010.....	XXX	XXX	XXX	XXX						
7. 2011.....	XXX	XXX	XXX	XXX	XXX					
8. 2012.....	XXX	XXX	XXX	XXX	XXX	XXX				
9. 2013.....	XXX	XXX	XXX	XXX	XXX	XXX	XXX			
10. 2014.....	XXX	XXX	XXX	XXX	XXX	XXX	XXX	XXX		
11. 2015.....	XXX	XXX	XXX	XXX	XXX	XXX	XXX	XXX	XXX	

SECTION 3

Years in Which Policies Were Issued	BULK AND INCURRED BUT NOT REPORTED RESERVES FOR LOSSES AND DEFENSE AND COST CONTAINMENT EXPENSES AT YEAR END (\$000 OMITTED)									
	1	2	3	4	5	6	7	8	9	10
	2006	2007	2008	2009	2010	2011	2012	2013	2014	2015
1. Prior.....										
2. 2006.....										
3. 2007.....	XXX									
4. 2008.....	XXX	XXX								
5. 2009.....	XXX	XXX	XXX							
6. 2010.....	XXX	XXX	XXX	XXX						
7. 2011.....	XXX	XXX	XXX	XXX	XXX					
8. 2012.....	XXX	XXX	XXX	XXX	XXX	XXX				
9. 2013.....	XXX	XXX	XXX	XXX	XXX	XXX	XXX			
10. 2014.....	XXX	XXX	XXX	XXX	XXX	XXX	XXX	XXX		
11. 2015.....	XXX	XXX	XXX	XXX	XXX	XXX	XXX	XXX	XXX	

Schedule P - Part 7A - Section 4 - Primary Loss Sensitive Contracts

N O N E

Schedule P - Part 7A - Section 5 - Primary Loss Sensitive Contracts

N O N E

ANNUAL STATEMENT FOR THE YEAR 2015 OF THE FARMERS INSURANCE OF COLUMBUS, INC.

SCHEDULE P - PART 7B - REINSURANCE LOSS SENSITIVE CONTRACTS (\$000 OMITTED)

SECTION 1

Schedule P - Part 1	1 Total Net Losses and Expenses Unpaid	2 Net Losses and Expenses Unpaid on Loss Sensitive Contracts	3 Loss Sensitive as Percentage of Total	4 Total Net Premiums Written	5 Net Premiums Written on Loss Sensitive Contracts	6 Loss Sensitive as Percentage of Total
1. Homeowners/Farmowners	11,935			43,265		
2. Private Passenger Auto Liability/Medical	40,857			50,275		
3. Commercial Auto/Truck Liability/Medical	3,165			2,058		
4. Workers' Compensation	11,703			3,603		
5. Commercial Multiple Peril	12,358			12,668		
6. Medical Professional Liability - Occurrence	40					
7. Medical Professional Liability - Claims - Made	68					
8. Special Liability	180			353		
9. Other Liability - Occurrence	2,478			2,178		
10. Other Liability - Claims-Made						
11. Special Property	1,022			7,614		
12. Auto Physical Damage	2,229			27,285		
13. Fidelity/Surety	13			8		
14. Other	0					
15. International						
16. Reinsurance - Nonproportional Assumed Property						
17. Reinsurance - Nonproportional Assumed Liability						
18. Reinsurance - Nonproportional Assumed Financial Lines						
19. Products Liability - Occurrence	5			2		
20. Products Liability - Claims-Made						
21. Financial Guaranty/Mortgage Guaranty						
22. Warranty						
23. Totals	86,052			149,307		

SECTION 2

Years in Which Policies Were Issued	INCURRED LOSSES AND DEFENSE AND COST CONTAINMENT EXPENSES REPORTED AT YEAR END (\$000 OMITTED)									
	1	2	3	4	5	6	7	8	9	10
	2006	2007	2008	2009	2010	2011	2012	2013	2014	2015
1. Prior.....										
2. 2006.....										
3. 2007.....	XXX									
4. 2008.....	XXX	XXX								
5. 2009.....	XXX	XXX	XX							
6. 2010.....	XXX	XXX	XX	XX						
7. 2011.....	XXX	XXX	XX	XXX	XXX					
8. 2012.....	XXX	XXX	XXX	XXX	XXX	XXX				
9. 2013.....	XXX	XXX	XXX	XXX	XXX	XXX	XXX			
10. 2014.....	XXX	XXX	XXX	XXX	XXX	XXX	XXX	XXX		
11. 2015.....	XXX	XXX	XXX	XXX	XXX	XXX	XXX	XXX	XXX	

SECTION 3

Years in Which Policies Were Issued	BULK AND INCURRED BUT NOT REPORTED RESERVES FOR LOSSES AND DEFENSE AND COST CONTAINMENT EXPENSES AT YEAR END (\$000 OMITTED)									
	1	2	3	4	5	6	7	8	9	10
	2006	2007	2008	2009	2010	2011	2012	2013	2014	2015
1. Prior.....										
2. 2006.....										
3. 2007.....	XXX									
4. 2008.....	XXX	XXX								
5. 2009.....	XXX	XXX	XX							
6. 2010.....	XXX	XXX	XX	XX						
7. 2011.....	XXX	XXX	XX	XXX	XXX					
8. 2012.....	XXX	XXX	XXX	XXX	XXX	XXX				
9. 2013.....	XXX	XXX	XXX	XXX	XXX	XXX	XXX			
10. 2014.....	XXX	XXX	XXX	XXX	XXX	XXX	XXX	XXX		
11. 2015.....	XXX	XXX	XXX	XXX	XXX	XXX	XXX	XXX	XXX	

Schedule P - Part 7B - Section 4 - Reinsurance Loss Sensitive Contracts

N O N E

Schedule P - Part 7B - Section 5 - Reinsurance Loss Sensitive Contracts

N O N E

Schedule P - Part 7B - Section 6 - Reinsurance Loss Sensitive Contracts

N O N E

Schedule P - Part 7B - Section 7 - Reinsurance Loss Sensitive Contracts

N O N E

SCHEDULE P INTERROGATORIES

1.

The following questions relate to yet-to-be-issued Extended Reporting Endorsements (EREs) arising from Death, Disability, or Retirement (DDR) provisions in Medical Professional Liability Claims Made insurance policies. EREs provided for reasons other than DDR are not to be included.
- 1.1

Does the company issue Medical Professional Liability Claims Made insurance policies that provide tail (also known as an extended reporting endorsement, or “ERE”) benefits in the event of Death, Disability, or Retirement (DDR) at a reduced charge or at no additional cost? Yes [] No [X]
If the answer to question 1.1 is “no”, leave the following questions blank. If the answer to question 1.1 is “yes”, please answer the following questions:
- 1.2

What is the total amount of the reserve for that provision (DDR Reserve), as reported, explicitly or not, elsewhere in this statement (in dollars)?\$
- 1.3

Does the company report any DDR reserve as Unearned Premium Reserve per SSAP #65? Yes [] No []
- 1.4

Does the company report any DDR reserve as loss or loss adjustment expense reserve? Yes [] No []
- 1.5

If the company reports DDR reserve as Unearned Premium Reserve, does that amount match the figure on the Underwriting and Investment Exhibit, Part 1A – Recapitulation of all Premiums (Page 7) Column 2, Lines 11.1 plus 11.2? Yes [] No [] N/A []
- 1.6

If the company reports DDR reserve as loss or loss adjustment expense reserve, please complete the following table corresponding to where these reserves are reported in Schedule P:

Years in Which Premiums Were Earned and Losses Were Incurred		DDR Reserve Included in Schedule P, Part 1F, Medical Professional Liability Column 24: Total Net Losses and Expenses Unpaid	
		1 Section 1: Occurrence	2 Section 2: Claims-Made
1.601	Prior		
1.602	2006		
1.603	2007		
1.604	2008		
1.605	2009		
1.606	2010		
1.607	2011		
1.608	2012		
1.609	2013		
1.610	2014		
1.611	2015		
1.612	Totals		

2.

The definition of allocated loss adjustment expenses (ALAE) and, therefore, unallocated loss adjustment expenses (ULAE) was changed effective January 1, 1998. This change in definition applies to both paid and unpaid expenses. Are these expenses (now reported as “Defense and Cost Containment” and “Adjusting and Other”) reported in compliance with these definitions in this statement? Yes [X] No []
3.

The Adjusting and Other expense payments and reserves should be allocated to the years in which the losses were incurred based on the number of claims reported, closed and outstanding in those years. When allocating Adjusting and Other expense between companies in a group or a pool, the Adjusting and Other expense should be allocated in the same percentage used for the loss amounts and the claim counts. For reinsurers, Adjusting and Other expense assumed should be reported according to the reinsurance contract. For Adjusting and Other expense incurred by reinsurers, or in those situations where suitable claim count information is not available, Adjusting and Other expense should be allocated by a reasonable method determined by the company and described in Interrogatory 7, below. Are they so reported in this Statement? Yes [X] No []
4.

Do any lines in Schedule P include reserves that are reported gross of any discount to present value of future payments, and that are reported net of such discounts on Page 10? Yes [] No [X]

If yes, proper disclosure must be made in the Notes to Financial Statements, as specified in the Instructions. Also, the discounts must be reported in Schedule P - Part 1, Columns 32 and 33. Schedule P must be completed gross of non-tabular discounting. Work papers relating to discount calculations must be available for examination upon request.

Discounting is allowed only if expressly permitted by the state insurance department to which this Annual Statement is being filed.

5.

What were the net premiums in force at the end of the year for:
(in thousands of dollars)

5.1 Fidelity

5.2 Surety

9
6.

Claim count information is reported per claim or per claimant (Indicate which)per claim.....
If not the same in all years, explain in Interrogatory 7.
- 7.1

The information provided in Schedule P will be used by many persons to estimate the adequacy of the current loss and expense reserves, among other things. Are there any especially significant events, coverage, retention or accounting changes that have occurred that must be considered when making such analyses? Yes [X] No []
- 7.2

(An extended statement may be attached.)

Certain members of the Farmers P&C Companies participated in an Auto Physical Damage Quota Share Reinsurance Agreement for the years 1994 to 2015. Effective December 31, 2002, the aforementioned members began participating in a 10% All Lines Quota Share Reinsurance Agreement with amendments over the years. The 2015 All Lines Quota Share reinsurance agreement participation ratio is 14%. (See Notes to the Financial Statements, 21C).

Adjusting and Other expenses are allocated based on a combination of claim count metrics in conjunction with loss experience by accident year.

SCHEDULE T - PART 2
INTERSTATE COMPACT - EXHIBIT OF PREMIUMS WRITTEN

Allocated by States and Territories

States, Etc.		Direct Business Only					
		1	2	3	4	5	6
		Life (Group and Individual)	Annuities (Group and Individual)	Disability Income (Group and Individual)	Long-Term Care (Group and Individual)	Deposit-Type Contracts	Totals
1.	Alabama	AL					
2.	Alaska	AK					
3.	Arizona	AZ					
4.	Arkansas	AR					
5.	California	CA					
6.	Colorado	CO					
7.	Connecticut	CT					
8.	Delaware	DE					
9.	District of Columbia	DC					
10.	Florida	FL					
11.	Georgia	GA					
12.	Hawaii	HI					
13.	Idaho	ID					
14.	Illinois	IL					
15.	Indiana	IN					
16.	Iowa	IA					
17.	Kansas	KS					
18.	Kentucky	KY					
19.	Louisiana	LA					
20.	Maine	ME					
21.	Maryland	MD					
22.	Massachusetts	MA					
23.	Michigan	MI					
24.	Minnesota	MN					
25.	Mississippi	MS					
26.	Missouri	MO					
27.	Montana	MT					
28.	Nebraska	NE					
29.	Nevada	NV					
30.	New Hampshire	NH					
31.	New Jersey	NJ					
32.	New Mexico	NM					
33.	New York	NY					
34.	North Carolina	NC					
35.	North Dakota	ND					
36.	Ohio	OH					
37.	Oklahoma	OK					
38.	Oregon	OR					
39.	Pennsylvania	PA					
40.	Rhode Island	RI					
41.	South Carolina	SC					
42.	South Dakota	SD					
43.	Tennessee	TN					
44.	Texas	TX					
45.	Utah	UT					
46.	Vermont	VT					
47.	Virginia	VA					
48.	Washington	WA					
49.	West Virginia	WV					
50.	Wisconsin	WI					
51.	Wyoming	WY					
52.	American Samoa	AS					
53.	Guam	GU					
54.	Puerto Rico	PR					
55.	U.S. Virgin Islands	VI					
56.	Northern Mariana Islands	MP					
57.	Canada	CAN					
58.	Aggregate Other Alien	OT					
59.	Total						

NONE

ANNUAL STATEMENT FOR THE YEAR 2015 OF THE FARMERS INSURANCE OF COLUMBUS, INC.

SCHEDULE Y
PART 1A - DETAIL OF INSURANCE HOLDING COMPANY SYSTEM

1	2	3	4	5	6	7	8	9	10	11	12	13	14	15
Group Code	Group Name	NAIC Company Code	ID Number	Federal RSSD	CIK	Name of Securities Exchange if Publicly Traded (U.S. or International)	Names of Parent, Subsidiaries Or Affiliates	Domi-ciliary Loca-tion	Relation-ship to Reporting Entity	Directly Controlled by (Name of Entity/Person)	Type of Control (Ownership, Board, Management, Attorney-in-Fact, Influence, Other)	If Control is Ownership Provide Percentage	Ultimate Controlling Entity(ies)/Person(s)	*
		00000	47-3820947				17885 Von Karman, LLC	CA	NIA	Mid-Century Insurance Company	Ownership	100.000	Farmers Insurance Exchange	
		00000	95-4723863				20th Century Insurance Services, Inc.	NV	NIA	21st Century Insurance Group	Ownership	100.000	Farmers Insurance Exchange	
0069	Farmers Insurance Group	25232	22-3398993				21st Century Advantage Insurance Company	MN	IA	21st Century North America Insurance Company	Ownership	100.000	Farmers Insurance Exchange	
0069	Farmers Insurance Group	44245	13-3551577				21st Century Assurance Company	DE	IA	Farmers Insurance Exchange	Ownership	80.000	Farmers Insurance Exchange	
0069	Farmers Insurance Group	44245	13-3551577				21st Century Assurance Company	DE	IA	Fire Insurance Exchange	Ownership	10.000	Farmers Insurance Exchange	
0069	Farmers Insurance Group	44245	13-3551577				21st Century Assurance Company	DE	IA	Truck Insurance Exchange	Ownership	10.000	Farmers Insurance Exchange	
0069	Farmers Insurance Group	10184	22-3337475				21st Century Auto Insurance Company of New Jersey	NJ	IA	21st Century Centennial Insurance Company	Ownership	100.000	Farmers Insurance Exchange	
0069	Farmers Insurance Group	36404	95-4136306				21st Century Casualty Company	CA	IA	21st Century Insurance Group	Ownership	100.000	Farmers Insurance Exchange	
0069	Farmers Insurance Group	34789	23-2044095				21st Century Centennial Insurance Company	PA	IA	Farmers Insurance Exchange	Ownership	80.000	Farmers Insurance Exchange	
0069	Farmers Insurance Group	34789	23-2044095				21st Century Centennial Insurance Company	PA	IA	Fire Insurance Exchange	Ownership	10.000	Farmers Insurance Exchange	
0069	Farmers Insurance Group	34789	23-2044095				21st Century Centennial Insurance Company	PA	IA	Truck Insurance Exchange	Ownership	10.000	Farmers Insurance Exchange	
0069	Farmers Insurance Group	43974	13-1967524				21st Century Indemnity Insurance Company	PA	IA	21st Century Premier Insurance Company	Ownership	100.000	Farmers Insurance Exchange	
		00000	51-0283170				21st Century Insurance and Financial Services, Inc.	DE	NIA	Farmers Insurance Exchange	Ownership	80.000	Farmers Insurance Exchange	
		00000	51-0283170				21st Century Insurance and Financial Services, Inc.	DE	NIA	Fire Insurance Exchange	Ownership	10.000	Farmers Insurance Exchange	
		00000	51-0283170				21st Century Insurance and Financial Services, Inc.	DE	NIA	Truck Insurance Exchange	Ownership	10.000	Farmers Insurance Exchange	
0069	Farmers Insurance Group	12963	95-2565072				21st Century Insurance Company	CA	IA	21st Century Insurance Group	Ownership	100.000	Farmers Insurance Exchange	
0069	Farmers Insurance Group	10245	86-0812982				21st Century Insurance Company of the Southwest	TX	IA	21st Century Insurance Group	Ownership	100.000	Farmers Insurance Exchange	
		00000	95-1935264				21st Century Insurance Group	DE	NIA	Farmers Insurance Exchange	Ownership	80.000	Farmers Insurance Exchange	
		00000	95-1935264				21st Century Insurance Group	DE	NIA	Fire Insurance Exchange	Ownership	10.000	Farmers Insurance Exchange	
		00000	95-1935264				21st Century Insurance Group	DE	NIA	Truck Insurance Exchange	Ownership	10.000	Farmers Insurance Exchange	
0069	Farmers Insurance Group	36587	13-3801089				21st Century National Insurance Company	NY	IA	21st Century Security Insurance Company	Ownership	100.000	Farmers Insurance Exchange	
0069	Farmers Insurance Group	32220	13-3333609				21st Century North America Insurance Company	NY	IA	Farmers Insurance Exchange	Ownership	80.000	Farmers Insurance Exchange	
0069	Farmers Insurance Group	32220	13-3333609				21st Century North America Insurance Company	NY	IA	Fire Insurance Exchange	Ownership	10.000	Farmers Insurance Exchange	
0069	Farmers Insurance Group	32220	13-3333609				21st Century North America Insurance Company	NY	IA	Truck Insurance Exchange	Ownership	10.000	Farmers Insurance Exchange	
0069	Farmers Insurance Group	23795	02-0226203				21st Century Pacific Insurance Company	CO	IA	Farmers Insurance Exchange	Ownership	80.000	Farmers Insurance Exchange	
0069	Farmers Insurance Group	23795	02-0226203				21st Century Pacific Insurance Company	CO	IA	Fire Insurance Exchange	Ownership	10.000	Farmers Insurance Exchange	
0069	Farmers Insurance Group	23795	02-0226203				21st Century Pacific Insurance Company	CO	IA	Truck Insurance Exchange	Ownership	10.000	Farmers Insurance Exchange	
0069	Farmers Insurance Group	10710	13-3922232				21st Century Pinnacle Insurance Company	NJ	IA	21st Century North America Insurance Company	Ownership	100.000	Farmers Insurance Exchange	
0069	Farmers Insurance Group	22225	95-2743473				21st Century Preferred Insurance Company	PA	IA	21st Century Centennial Insurance Company	Ownership	100.000	Farmers Insurance Exchange	
0069	Farmers Insurance Group	20796	22-1721971				21st Century Premier Insurance Company	PA	IA	Farmers Insurance Exchange	Ownership	100.000	Farmers Insurance Exchange	
0069	Farmers Insurance Group	23833	02-0227294				21st Century Security Insurance Company	PA	IA	Farmers Insurance Exchange	Ownership	80.000	Farmers Insurance Exchange	
0069	Farmers Insurance Group	23833	02-0227294				21st Century Security Insurance Company	PA	IA	Fire Insurance Exchange	Ownership	10.000	Farmers Insurance Exchange	
0069	Farmers Insurance Group	23833	02-0227294				21st Century Security Insurance Company	PA	IA	Truck Insurance Exchange	Ownership	10.000	Farmers Insurance Exchange	
0069	Farmers Insurance Group	43761	95-4232263				21st Century Superior Insurance Company	CA	IA	21st Century North America Insurance Company	Ownership	100.000	Farmers Insurance Exchange	
		00000	99-0215429				50th State Risk Management Services, Inc.	HI	NIA	Hawaii Insurance Consultants, Ltd.	Ownership	100.000	Farmers Insurance Exchange	
		00000	47-2591947				5401 Wiles Road LLC	FL	NIA	Mid-Century Insurance Company	Ownership	100.000	Farmers Insurance Exchange	
		00000	47-3968324				922 W. Washington Blvd, LLC	IL	NIA	Mid-Century Insurance Company	Ownership	100.000	Farmers Insurance Exchange	
0069	Farmers Insurance Group	10805	13-3953213				American Pacific Insurance Company, Inc.	HI	IA	Farmers Insurance Hawaii, Inc.	Ownership	100.000	Farmers Insurance Exchange	

ANNUAL STATEMENT FOR THE YEAR 2015 OF THE FARMERS INSURANCE OF COLUMBUS, INC.

SCHEDULE Y

PART 1A - DETAIL OF INSURANCE HOLDING COMPANY SYSTEM

1	2	3	4	5	6	7	8	9	10	11	12	13	14	15
Group Code	Group Name	NAIC Company Code	ID Number	Federal RSSD	CIK	Name of Securities Exchange if Publicly Traded (U.S. or International)	Names of Parent, Subsidiaries Or Affiliates	Domi-ciliary Loca-tion	Relation-ship to Reporting Entity	Directly Controlled by (Name of Entity/Person)	Type of Control (Ownership, Board, Management, Attorney-in-Fact, Influence, Other)	If Control is Ownership Provide Percentage	Ultimate Controlling Entity(ies)/Person(s)	*
0069	Farmers Insurance Group	00000	65-0221990				Bayview Adjustment Bureau, Inc.	CA	NIA	Bristol West Holdings, Inc.	Ownership	100.000	Farmers Insurance Exchange	
		11034	34-1893500				Bristol West Casualty Insurance Company	OH	IA	Coast National Insurance Company	Ownership	100.000	Farmers Insurance Exchange	
		00000	13-3994449				Bristol West Holdings, Inc.	DE	NIA	Farmers Insurance Exchange	Ownership	42.000	Farmers Insurance Exchange	
		00000	13-3994449				Bristol West Holdings, Inc.	DE	NIA	Fire Insurance Exchange	Ownership	3.750	Farmers Insurance Exchange	
		00000	13-3994449				Bristol West Holdings, Inc.	DE	NIA	Truck Insurance Exchange	Ownership	6.750	Farmers Insurance Exchange	
0069	Farmers Insurance Group	00000	13-3994449				Bristol West Holdings, Inc.	DE	NIA	Mid-Century Insurance Company	Ownership	47.500	Farmers Insurance Exchange	
		19658	38-1865162				Bristol West Insurance Company	OH	IA	Coast National Insurance Company	Ownership	100.000	Farmers Insurance Exchange	
							Bristol West Insurance Services of California, Inc.	CA	NIA	Bristol West Holdings, Inc.	Ownership	100.000	Farmers Insurance Exchange	
		00000	65-0880876				Bristol West Insurance Services of Texas, Inc.	TX	NIA	Bristol West Holdings, Inc.	Ownership	100.000	Farmers Insurance Exchange	
							Bristol West Insurance Services, Inc. of Florida	FL	NIA	Bristol West Holdings, Inc.	Ownership	100.000	Farmers Insurance Exchange	
0069	Farmers Insurance Group	00000	65-0616769				Bristol West Preferred Insurance Company	MI	IA	Bristol West Holdings, Inc.	Ownership	100.000	Farmers Insurance Exchange	
		12774	86-1174452				BWIS of Nevada, Inc.	NV	NIA	Bristol West Holdings, Inc.	Ownership	100.000	Farmers Insurance Exchange	
0069	Farmers Insurance Group	00000	65-0919338				Civic Property and Casualty Company	CA	IA	Fire Insurance Exchange	Ownership	80.000	Fire Insurance Exchange	
0069	Farmers Insurance Group	10315	95-4528269				Civic Property and Casualty Company	CA	IA	Truck Insurance Exchange	Ownership	20.000	Fire Insurance Exchange	
		10315	95-4528269				Coast National General Agency, Inc.	TX	NIA	Bristol West Holdings, Inc.	Ownership	100.000	Farmers Insurance Exchange	
		00000	76-0543593				Coast National Holding Company	CA	NIA	Bristol West Holdings, Inc.	Ownership	100.000	Farmers Insurance Exchange	
0069	Farmers Insurance Group	00000	33-0246699				Coast National Insurance Company	CA	IA	Coast National Holding Company	Ownership	100.000	Farmers Insurance Exchange	
0069	Farmers Insurance Group	25089	33-0246701				Exact Property and Casualty Company	CA	IA	Fire Insurance Exchange	Ownership	80.000	Fire Insurance Exchange	
0069	Farmers Insurance Group	10318	95-4528266				Exact Property and Casualty Company	CA	IA	Truck Insurance Exchange	Ownership	20.000	Fire Insurance Exchange	
0069	Farmers Insurance Group	10318	95-4528266				Farmers Financial Solutions, LLC	NV	NIA	FFS Holding, LLC	Ownership	100.000	Farmers Insurance Exchange	
		00000	77-0530616				Farmers Insurance Company of Arizona	AZ	IA	Farmers Insurance Exchange	Ownership	70.000	Farmers Insurance Exchange	
0069	Farmers Insurance Group	21598	95-2626387				Farmers Insurance Company of Arizona	AZ	IA	Truck Insurance Exchange	Ownership	20.000	Farmers Insurance Exchange	
0069	Farmers Insurance Group	21598	95-2626387				Farmers Insurance Company of Arizona	AZ	IA	Fire Insurance Exchange	Ownership	10.000	Farmers Insurance Exchange	
0069	Farmers Insurance Group	21598	95-2626387				Farmers Insurance Company of Idaho	ID	IA	Farmers Insurance Exchange	Ownership	80.000	Farmers Insurance Exchange	
0069	Farmers Insurance Group	21601	95-2626385				Farmers Insurance Company of Idaho	ID	IA	Fire Insurance Exchange	Ownership	6.700	Farmers Insurance Exchange	
0069	Farmers Insurance Group	21601	95-2626385				Farmers Insurance Company of Idaho	ID	IA	Truck Insurance Exchange	Ownership	13.300	Farmers Insurance Exchange	
0069	Farmers Insurance Group	21636	95-2655893				Farmers Insurance Company of Oregon	OR	IA	Farmers Insurance Exchange	Ownership	80.000	Farmers Insurance Exchange	
0069	Farmers Insurance Group	21636	95-2655893				Farmers Insurance Company of Oregon	OR	IA	Truck Insurance Exchange	Ownership	20.000	Farmers Insurance Exchange	
0069	Farmers Insurance Group	21644	95-2655894				Farmers Insurance Company of Washington	WA	IA	Fire Insurance Exchange	Ownership	80.000	Fire Insurance Exchange	
0069	Farmers Insurance Group	21644	95-2655894				Farmers Insurance Company of Washington	WA	IA	Truck Insurance Exchange	Ownership	20.000	Fire Insurance Exchange	
0069	Farmers Insurance Group	21628	48-0609012				Farmers Insurance Company, Inc.	KS	IA	Farmers Insurance Exchange	Ownership	90.000	Farmers Insurance Exchange	
0069	Farmers Insurance Group	21628	48-0609012				Farmers Insurance Company, Inc.	KS	IA	Fire Insurance Exchange	Ownership	10.000	Farmers Insurance Exchange	
0069	Farmers Insurance Group	21652	95-2575893				Farmers Insurance Exchange	CA	UDP	See Note 1	Other			
0069	Farmers Insurance Group	28487	22-2640040				Farmers Insurance Hawaii, Inc.	HI	IA	Farmers Insurance Exchange	Ownership	80.000	Farmers Insurance Exchange	
0069	Farmers Insurance Group	28487	22-2640040				Farmers Insurance Hawaii, Inc.	HI	IA	Fire Insurance Exchange	Ownership	10.000	Farmers Insurance Exchange	
0069	Farmers Insurance Group	28487	22-2640040				Farmers Insurance Hawaii, Inc.	HI	IA	Truck Insurance Exchange	Ownership	10.000	Farmers Insurance Exchange	
0069	Farmers Insurance Group	36889	31-0956373				Farmers Insurance of Columbus, Inc.	OH	RE	Farmers Insurance Exchange	Ownership	100.000	Farmers Insurance Exchange	
0069	Farmers Insurance Group	10806	36-4165395				Farmers New Century Insurance Company	IL	IA	Illinois Farmers Insurance Company	Ownership	100.000	Farmers Insurance Exchange	
		00000	95-6048990				Farmers Services Insurance Agency	CA	NIA	Truck Insurance Exchange	Ownership	100.000	Truck Insurance Exchange	
							Foremost Insurance Company Grand Rapids, Michigan							
0069	Farmers Insurance Group	43699	59-2326047				Farmers Specialty Insurance Company	MI	IA	Michigan	Ownership	100.000	Farmers Insurance Exchange	
0069	Farmers Insurance Group	24392	74-1067657				Farmers Texas County Mutual Insurance Company	TX	IA	See Note 3	Management		Farmers Insurance Exchange	
							Foremost Insurance Company Grand Rapids, Michigan							
		00000	27-0342907				FCOA, LLC	DE	NIA	Michigan	Ownership	100.000	Farmers Insurance Exchange	
		00000	77-0530617				FFS Holding, LLC	NV	NIA	Mid-Century Insurance Company	Ownership	100.000	Farmers Insurance Exchange	
0069	Farmers Insurance Group	21660	95-6235715				Fire Insurance Exchange	CA	IA	See Note 4	Other			
0069	Farmers Insurance Group	29254	38-1721730				Foremost County Mutual Insurance Company	TX	IA	See Note 5	Management		Farmers Insurance Exchange	

ANNUAL STATEMENT FOR THE YEAR 2015 OF THE FARMERS INSURANCE OF COLUMBUS, INC.

SCHEDULE Y

PART 1A - DETAIL OF INSURANCE HOLDING COMPANY SYSTEM

1	2	3	4	5	6	7	8	9	10	11	12	13	14	15
Group Code	Group Name	NAIC Company Code	ID Number	Federal RSSD	CIK	Name of Securities Exchange if Publicly Traded (U.S. or International)	Names of Parent, Subsidiaries Or Affiliates	Domi-ciliary Location	Relation-ship to Reporting Entity	Directly Controlled by (Name of Entity/Person)	Type of Control (Ownership, Board, Management, Attorney-in-Fact, Influence, Other)	If Control is Ownership Provide Percentage	Ultimate Controlling Entity(ies)/Person(s)	*
		00000	38-2505922				Foremost Express Insurance Agency, Inc.	MI	NIA	FCOA, LLC	Ownership	100.000	Farmers Insurance Exchange	
		00000	73-0462770				Foremost Financial Services Corporation	DE	NIA	FCOA, LLC	Ownership	100.000	Farmers Insurance Exchange	
0069	Farmers Insurance Group	11185	38-1407533				Foremost Insurance Company Grand Rapids, Michigan	MI	IA	Farmers Insurance Exchange	Ownership	80.000	Farmers Insurance Exchange	
0069	Farmers Insurance Group	11185	38-1407533				Foremost Insurance Company Grand Rapids, Michigan	MI	IA	Fire Insurance Exchange	Ownership	10.000	Farmers Insurance Exchange	
0069	Farmers Insurance Group	11185	38-1407533				Foremost Insurance Company Grand Rapids, Michigan	MI	IA	Truck Insurance Exchange	Ownership	10.000	Farmers Insurance Exchange	
0069	Farmers Insurance Group	41688	75-1779175				Foremost Lloyds of Texas	TX	IA	See Note 6	Management		Farmers Insurance Exchange	
0069	Farmers Insurance Group	11800	35-1604635				Foremost Property and Casualty Insurance Company	MI	IA	Foremost Insurance Company Grand Rapids, Michigan	Ownership	100.000	Farmers Insurance Exchange	
0069	Farmers Insurance Group	41513	38-2430150				Foremost Signature Insurance Company	MI	IA	Michigan	Ownership	100.000	Farmers Insurance Exchange	
		00000	65-1142050				GP, LLC	DE	NIA	Bristol West Holdings, Inc.	Ownership	100.000	Farmers Insurance Exchange	
		00000	99-0083322				Hawaii Insurance Consultants, Ltd.	HI	NIA	Farmers Insurance Exchange	Ownership	80.000	Farmers Insurance Exchange	
		00000	99-0083322				Hawaii Insurance Consultants, Ltd.	HI	NIA	Fire Insurance Exchange	Ownership	10.000	Farmers Insurance Exchange	
		00000	99-0083322				Hawaii Insurance Consultants, Ltd.	HI	NIA	Truck Insurance Exchange	Ownership	10.000	Farmers Insurance Exchange	
0069	Farmers Insurance Group	21679	36-2661515				Illinois Farmers Insurance Company	IL	IA	Farmers Insurance Exchange	Ownership	100.000	Farmers Insurance Exchange	
		00000	65-0881673				Insurance Data Systems, G.P.	FL	NIA	Bristol West Holdings, Inc.	Ownership	99.900	Farmers Insurance Exchange	
		00000	65-0881673				Insurance Data Systems, G.P.	FL	NIA	GP, LLC	Ownership	0.100	Farmers Insurance Exchange	
		00000	38-2336672				Kraft Lake Insurance Agency, Inc.	MI	NIA	FCOA, LLC	Ownership	100.000	Farmers Insurance Exchange	
0069	Farmers Insurance Group	21687	95-6016640				Mid-Century Insurance Company	CA	IA	Farmers Insurance Exchange	Ownership	80.000	Farmers Insurance Exchange	
0069	Farmers Insurance Group	21687	95-6016640				Mid-Century Insurance Company	CA	IA	Fire Insurance Exchange	Ownership	12.500	Farmers Insurance Exchange	
0069	Farmers Insurance Group	21687	95-6016640				Mid-Century Insurance Company	CA	IA	Truck Insurance Exchange	Ownership	7.500	Farmers Insurance Exchange	
0069	Farmers Insurance Group	28673	74-2448744				Mid-Century Insurance Company of Texas	TX	IA	Farmers Insurance Exchange	Ownership	100.000	Farmers Insurance Exchange	
0069	Farmers Insurance Group	10317	95-4528264				Neighborhood Spirit Property and Casualty Company	CA	IA	Fire Insurance Exchange	Ownership	80.000	Fire Insurance Exchange	
0069	Farmers Insurance Group	10317	95-4528264				Neighborhood Spirit Property and Casualty Company	CA	IA	Truck Insurance Exchange	Ownership	20.000	Fire Insurance Exchange	
0069	Farmers Insurance Group	33120	65-0109120				Security National Insurance Company	FL	IA	Bristol West Holdings, Inc.	Ownership	75.000	Farmers Insurance Exchange	
0069	Farmers Insurance Group	33120	65-0109120				Security National Insurance Company	FL	IA	Insurance Data Systems, G.P.	Ownership	25.000	Farmers Insurance Exchange	
0069	Farmers Insurance Group	21695	94-1663548				Texas Farmers Insurance Company	TX	IA	Farmers Insurance Exchange	Ownership	86.280	Farmers Insurance Exchange	
0069	Farmers Insurance Group	21695	94-1663548				Texas Farmers Insurance Company	TX	IA	Mid Century Insurance Company	Ownership	13.720	Farmers Insurance Exchange	
0069	Farmers Insurance Group	21709	95-2575892				Truck Insurance Exchange	CA	IA	See Note 7	Other			
		00000	20-3821099				Veyond Pacific Technology Solutions, LLC	HI	NIA	Farmers Insurance Hawaii, Inc.	Ownership	99.200	Farmers Insurance Exchange	
										American Pacific Insurance Company, Inc.				
		00000	20-3821099				Veyond Pacific Technology Solutions, LLC	HI	NIA	Veyond Pacific Technology Solutions, LLC	Ownership	0.800	Farmers Insurance Exchange	
		00000	20-3821011				Veyond Pacific Technology, Inc.	HI	NIA		Ownership	100.000	Farmers Insurance Exchange	
		00000	04-3726591				Veyond Technology Solutions, LLC	HI	NIA	Farmers Insurance Hawaii, Inc.	Ownership	92.500	Farmers Insurance Exchange	
										American Pacific Insurance Company, Inc.				
		00000	04-3726591				Veyond Technology Solutions, LLC	HI	NIA		Ownership	7.500	Farmers Insurance Exchange	
		00000	04-3682284				Veyond Technology, Inc.	HI	NIA	Veyond Technology Solutions, LLC	Ownership	100.000	Farmers Insurance Exchange	
		00000	74-1593853				Western Star Insurance Services, Inc.	TX	NIA	FCOA, LLC	Ownership	100.000	Farmers Insurance Exchange	
	***THE FOLLOWING ARE ZURICH INSURANCE GROUP ENTITIES WITHIN NAIC GROUP CODE 0212 AND ARE NOT INCLUDED IN FARMERS INSURANCE GROUP WITHIN NAIC GROUP CODE 0069						***			***			***	

SCHEDULE Y
PART 1A - DETAIL OF INSURANCE HOLDING COMPANY SYSTEM

1	2	3	4	5	6	7	8	9	10	11	12	13	14	15
Group Code	Group Name	NAIC Company Code	ID Number	Federal RSSD	CIK	Name of Securities Exchange if Publicly Traded (U.S. or International)	Names of Parent, Subsidiaries Or Affiliates	Domi-ciliary Loca-tion	Relation-ship to Reporting Entity	Directly Controlled by (Name of Entity/Person)	Type of Control (Ownership, Board, Management, Attorney-in-Fact, Influence, Other)	If Control is Ownership Provide Percent-age	Ultimate Controlling Entity(ies)/Person(s)	*
		.00000					17-40 Direct Limited	.GBR	OTH	Endsleigh Insurance Services Limited	Ownership	.100.000	Zurich Insurance Group Ltd.	.12
		.00000					2Plan Group Limited	.GBR	OTH	Openwork Independent Solutions Limited	Ownership	.100.000	Zurich Insurance Group Ltd.	.12
		.00000					2Plan Limited	.GBR	OTH	2Plan Group Limited	Ownership	.100.000	Zurich Insurance Group Ltd.	.12
		.00000					2Plan Wealth Management Limited	.GBR	OTH	2Plan Group Limited	Ownership	.100.000	Zurich Insurance Group Ltd.	.12
		.00000					307-309 Atlantic Avenue Acquisition LLC	.DE	OTH	Zurich American Insurance Company	Ownership	.100.000	Zurich Insurance Group Ltd.	.12
		.00000	46-3762438				4622 Wilshire Blvd LLC	.CA	OTH	Farmers Group, Inc.	Ownership	.100.000	Zurich Insurance Group Ltd.	.11
		.00000	46-3785528				4680 Wilshire Blvd LLC	.CA	OTH	Farmers Group, Inc.	Ownership	.100.000	Zurich Insurance Group Ltd.	.11
		.00000	46-3851771				4700 Wilshire Blvd LLC	.CA	OTH	Farmers Group, Inc.	Ownership	.100.000	Zurich Insurance Group Ltd.	.11
		.00000	46-3856319				4750 Wilshire Blvd LLC	.CA	OTH	Farmers Group, Inc.	Ownership	.100.000	Zurich Insurance Group Ltd.	.11
		.00000					Access Franchise Management Limited	.GBR	OTH	Zurich Assurance Ltd	Ownership	.100.000	Zurich Insurance Group Ltd.	.12
		.00000					ACN 000 141 051 Ltd.	.AUS	OTH	Zurich Financial Services Australia Limited	Ownership	.100.000	Zurich Insurance Group Ltd.	.12
		.00000					ADAC Autoversicherung AG	.DEU	OTH	Zurich GI Management Aktiefesellschaft (Deutschland)	Ownership	.51.000	Zurich Insurance Group Ltd.	.12
		.00000					Afterland Limited	.GBR	OTH	Zurich Assurance Ltd	Ownership	.100.000	Zurich Insurance Group Ltd.	.12
		.00000					AG Haus der Wirtschaft	.CHE	OTH	Zurich Versicherungs-Gesellschaft AG	Ownership	.8.163	Zurich Insurance Group Ltd.	.12
		.00000					AIDE Asistencia Seguros y Reaseguros, S.A. - Sociedad Uniper	.ESP	OTH	Zurich Insurance plc, Sucursal en Espana	Ownership	.100.000	Zurich Insurance Group Ltd.	.12
		.00000					Albert Road 1 UK Limited	.GBR	OTH	Zurich Assurance Ltd	Ownership	.100.000	Zurich Insurance Group Ltd.	.12
		.00000					Albert Road 2 UK Limited	.GBR	OTH	Zurich Assurance Ltd	Ownership	.100.000	Zurich Insurance Group Ltd.	.12
		.00000					Allied Dunbar Asset Management plc	.GBR	OTH	Allied Dunbar Assurance plc	Ownership	.99.999	Zurich Insurance Group Ltd.	.12
		.00000					Allied Dunbar Asset Management plc	.GBR	OTH	Zurich Trustee Company (UK) Limited	Ownership	.0.001	Zurich Insurance Group Ltd.	.12
		.00000					Allied Dunbar Assurance plc	.GBR	OTH	Zurich Financial Services (UKISA)	Ownership	.100.000	Zurich Insurance Group Ltd.	.12
		.00000					Allied Dunbar Financial Services Limited	.GBR	OTH	Nominees Limited	Ownership	.100.000	Zurich Insurance Group Ltd.	.12
		.00000					Allied Dunbar Healthcare Marketing Limited			Allied Dunbar Assurance plc	Ownership	.100.000	Zurich Insurance Group Ltd.	.12
		.00000					Allied Dunbar International Fund Managers Limited	.GBR	OTH	Allied Dunbar Assurance plc	Ownership	.100.000	Zurich Insurance Group Ltd.	.12
		.00000					Allied Dunbar International Nominees Limited	.GBR	OTH	Zurich Versicherungs-Gesellschaft AG	Ownership	.100.000	Zurich Insurance Group Ltd.	.12
		.00000					Allied Dunbar Property Services Limited	.GBR	OTH	Allied Dunbar International Fund Managers Limited	Ownership	.100.000	Zurich Insurance Group Ltd.	.12
		.00000					Allied Dunbar Provident plc	.GBR	OTH	Allied Dunbar Assurance plc	Ownership	.100.000	Zurich Insurance Group Ltd.	.12
		.00000					Allied Dunbar Provident plc	.GBR	OTH	Allied Dunbar Assurance plc	Ownership	.100.000	Zurich Insurance Group Ltd.	.12
		.00000					Allied Dunbar Trustee Company (UK) Limited	.GBR	OTH	Zurich Trustee Company (UK) Limited	Ownership	.0.000	Zurich Insurance Group Ltd.	.12
		.00000					Allied Zurich Holdings Limited	.JEY	OTH	Zurich Versicherungs-Gesellschaft AG	Ownership	.100.000	Zurich Insurance Group Ltd.	.12
		.00000					Allied Zurich Limited	.GBR	OTH	Zurich Insurance Group Ltd.	Ownership	.100.000	Zurich Insurance Group Ltd.	.12
.0212	Zurich U.S. Insurance Pool Group	.26247	36-6071400				American Guarantee and Liability Insurance Company	.NY	OTH	Zurich American Insurance Company	Ownership	.100.000	Zurich Insurance Group Ltd.	.12
.0212	Zurich U.S. Insurance Pool Group	.40142	36-3141762				American Zurich Insurance Company	.IL	OTH	Steadfast Insurance Company	Ownership	.100.000	Zurich Insurance Group Ltd.	.12
		.00000					Anglo American Insurance Group (UK) Limited	.GBR	OTH	CMSH Limited	Ownership	.100.000	Zurich Insurance Group Ltd.	.12
		.00000					Ascent Underwriters Managers (Pty) Ltd	.ZAF	OTH	Zurich Insurance Company South Africa Limited	Ownership	.100.000	Zurich Insurance Group Ltd.	.12
		.00000					Ashdale Land and Property Company Limited	.GBR	OTH	Zurich Insurance plc	Ownership	.100.000	Zurich Insurance Group Ltd.	.12
		.00000					Associated Marine Insurers Agents Pty. Limited	.AUS	OTH	Zurich Financial Services Australia Limited	Ownership	.100.000	Zurich Insurance Group Ltd.	.12
		.00000					Baden-Badener Versicherung Aktiengesellschaft	.DEU	OTH	Zurich Beteiligungs-Aktiengesellschaft (Deutschland)	Ownership	.100.000	Zurich Insurance Group Ltd.	.12
		.00000					Ballykilliane Holdings Limited	.IRL	OTH	Zurich Insurance plc	Ownership	.100.000	Zurich Insurance Group Ltd.	.12

SCHEDULE Y
PART 1A - DETAIL OF INSURANCE HOLDING COMPANY SYSTEM

1	2	3	4	5	6	7	8	9	10	11	12	13	14	15
Group Code	Group Name	NAIC Company Code	ID Number	Federal RSSD	CIK	Name of Securities Exchange if Publicly Traded (U.S. or International)	Names of Parent, Subsidiaries Or Affiliates	Domi-ciliary Loca-tion	Relation-ship to Reporting Entity	Directly Controlled by (Name of Entity/Person)	Type of Control (Ownership, Board, Management, Attorney-in-Fact, Influence, Other)	If Control is Ownership Provide Percentage	Ultimate Controlling Entity(ies)/Person(s)	*
		.00000					Bansabadell Pensiones, E.G.F.P, S.A.ESP	.OTH	Zurich Vida, Compañía de Seguros y Reaseguros, S.A. – Socied	Ownership.....	.50.000	Zurich Insurance Group Ltd.	12
		.00000					Bansabadell Seguros Generales, S.A. de Seguros y ReasegurosESP	.OTH	Zurich Versicherungs-Gesellschaft AG	Ownership.....	.50.000	Zurich Insurance Group Ltd.	12
		.00000					Bansabadell Servicios Auxiliares De Seguros, S.L.ESP	.OTH	Bansabadell Seguros Generales, S.A. de Seguros y Reaseguros	Ownership.....	100.000	Zurich Insurance Group Ltd.	12
		.00000					Bansabadell Vida S.A. de Seguros y ReasegurosESP	.OTH	Zurich Vida, Compañía de Seguros y Reaseguros, S.A. – Socied	Ownership.....	.50.000	Zurich Insurance Group Ltd.	12
		.00000					Benefit Finance Partners, L.L.C.DE	.OTH	Zurich Benefit Finance LLC	Ownership.....	.50.000	Zurich Insurance Group Ltd.	12
		.00000	13-4097988				BFP Securities LLCDE	.OTH	Benefit Finance Partners, L.L.C.	Ownership.....	100.000	Zurich Insurance Group Ltd.	12
		.00000					Bizerba GmbH & Co. KGDEU	.OTH	Zurich Deutscher Herold Lebensversicherung Aktiengeselschaf	Ownership.....	.10.000	Zurich Insurance Group Ltd.	12
		.00000					Bloomington Office LPDE	.OTH	Zurich Structured Finance, Inc.	Ownership.....	.99.000	Zurich Insurance Group Ltd.	12
		.00000					Bloomington Office MGP, LLCDE	.OTH	Zurich Structured Finance, Inc.	Ownership.....	.99.000	Zurich Insurance Group Ltd.	12
		.00000					Bloomington Office MGP, LLCDE	.OTH	Bloomington Office MGP Manager, Inc	Ownership.....	.1.000	Zurich Insurance Group Ltd.	12
		.00000					Bloomington Office MGP Manager, IncDE	.OTH	Zurich Structured Finance, Inc.	Ownership.....	100.000	Zurich Insurance Group Ltd.	12
		.00000					BnB Sure (Pty) Ltd.ZAF	.OTH	Zurich Insurance Company South Africa Limited	Ownership.....	100.000	Zurich Insurance Group Ltd.	12
		.00000					Bonner Akademie Gesellschaft fur DV- und Management-TrainingDEU	.OTH	Zurich Beteiligungs-Aktiengesellschaft (Deutschland)	Ownership.....	100.000	Zurich Insurance Group Ltd.	12
		.00000					Bonnfinanz Aktiengesellschaft fur Vermögensberatung und VermDEU	.OTH	Deutscher Herold Aktiengesellschaft	Ownership.....	100.000	Zurich Insurance Group Ltd.	12
		.00000					Bonus Pensionskassen AktiengesellschaftAUT	.OTH	Zurich Versicherungs-Aktiengesellschaft	Ownership.....	.87.500	Zurich Insurance Group Ltd.	12
		.00000					BONUS Vorsorgekasse AGAUT	.OTH	Zurich Versicherungs-Aktiengesellschaft	Ownership.....	.50.000	Zurich Insurance Group Ltd.	12
		.00000					BOS Apt 1, LLCDE	.OTH	Zurich American Insurance Company	Ownership.....	100.000	Zurich Insurance Group Ltd.	12
		.00000					BOS Apt 2, LLCDE	.OTH	Zurich American Insurance Company	Ownership.....	100.000	Zurich Insurance Group Ltd.	12
		.00000					BOS Office 2 LLCDE	.OTH	Zurich American Insurance Company	Ownership.....	100.000	Zurich Insurance Group Ltd.	12
		.00000					BOS Office 3, LLCDE	.OTH	Farmers New World Life Insurance Company	Ownership.....	100.000	Zurich Insurance Group Ltd.	11
		.00000					BOS Retail 1, LLCDE	.OTH	Zurich American Insurance Company	Ownership.....	100.000	Zurich Insurance Group Ltd.	12
		.00000					Brinker Retail MGP, LLCDE	.OTH	Zurich Structured Finance, Inc.	Ownership.....	.99.000	Zurich Insurance Group Ltd.	12
		.00000					Bristlecourt LimitedGBR	.OTH	Zurich Assurance Ltd	Ownership.....	100.000	Zurich Insurance Group Ltd.	12
		.00000					Cayley Aviation Ltd.BMJ	.OTH	Zurich Insurance Company Ltd, Bermuda Branch	Ownership.....	100.000	Zurich Insurance Group Ltd.	12
		.00000					Centre Financial Services Holdings LimitedBMJ	.OTH	Centre Group Holdings Limited	Ownership.....	100.000	Zurich Insurance Group Ltd.	12
		.00000	13-4038482				Centre Group Holdings (U.S.) LimitedDE	.OTH	Centre Solutions (Bermuda) Limited	Ownership.....	100.000	Zurich Insurance Group Ltd.	12
		.00000					Centre Group Holdings LimitedBMJ	.OTH	CMSH Limited	Ownership.....	100.000	Zurich Insurance Group Ltd.	12
.0212	CMSH Limited Group	.34649	13-2653231				Centre Insurance CompanyDE	.OTH	Centre Solutions (U.S.) Limited	Ownership.....	100.000	Zurich Insurance Group Ltd.	12
		.00000					Centre Kate Inc. 1DE	.OTH	Zurich Structured Finance, Inc.	Ownership.....	100.000	Zurich Insurance Group Ltd.	12
		.00000					Centre Kate Inc. 2DE	.OTH	Zurich Structured Finance, Inc.	Ownership.....	100.000	Zurich Insurance Group Ltd.	12
.0212	CMSH Limited Group	.80896	04-1589940				Centre Life Insurance CompanyMA	.OTH	Centre Solutions (U.S.) Limited	Ownership.....	100.000	Zurich Insurance Group Ltd.	12
		.00000	AA-3190673				Centre Reinsurance (U.S.) LimitedBMJ	.OTH	Centre Group Holdings (U.S.) Limited	Ownership.....	100.000	Zurich Insurance Group Ltd.	12
		.00000					Centre Reinsurance International CompanyJRL	.OTH	Centre Solutions (Bermuda) Limited	Ownership.....	.99.998	Zurich Insurance Group Ltd.	12
		.00000					Centre Reinsurance International CompanyJRL	.OTH	Orange Stone Reinsurance	Ownership.....	.0.002	Zurich Insurance Group Ltd.	12
		.00000					Centre Solutions (Bermuda) LimitedBMJ	.OTH	Centre Group Holdings Limited	Ownership.....	100.000	Zurich Insurance Group Ltd.	12
		.00000	AA-3190822				Centre Solutions (U.S.) LimitedBMJ	.OTH	Centre Group Holdings (U.S.) Limited	Ownership.....	100.000	Zurich Insurance Group Ltd.	12
		.00000					Centre Structured Inc. 1DE	.OTH	JFS/ZSF 1997 L.P.	Ownership.....	100.000	Zurich Insurance Group Ltd.	12
		.00000					Centre Structured Inc. 2DE	.OTH	JFS/ZSF 1997 L.P.	Ownership.....	100.000	Zurich Insurance Group Ltd.	12
		.00000					Centre Structured Inc. 3DE	.OTH	JFS/ZSF 1997 L.P.	Ownership.....	100.000	Zurich Insurance Group Ltd.	12
		.00000					Centre Structured Inc. 4DE	.OTH	JFS/ZSF 1997 L.P.	Ownership.....	100.000	Zurich Insurance Group Ltd.	12

SCHEDULE Y
PART 1A - DETAIL OF INSURANCE HOLDING COMPANY SYSTEM

1	2	3	4	5	6	7	8	9	10	11	12	13	14	15
Group Code	Group Name	NAIC Company Code	ID Number	Federal RSSD	CIK	Name of Securities Exchange if Publicly Traded (U.S. or International)	Names of Parent, Subsidiaries Or Affiliates	Domi-ciliary Loca-tion	Relation-ship to Reporting Entity	Directly Controlled by (Name of Entity/Person)	Type of Control (Ownership, Board, Management, Attorney-in-Fact, Influence, Other)	If Control is Ownership Provide Percentage	Ultimate Controlling Entity(ies)/Person(s)	*
		.00000					Centre Structured Inc. 5	.DE	.OTH	JFS/ZSF 1997 L.P.	Ownership	.100.000	Zurich Insurance Group Ltd.	.12
		.00000					Centre Structured Inc. 6	.DE	.OTH	JFS/ZSF 1997 L.P.	Ownership	.100.000	Zurich Insurance Group Ltd.	.12
		.00000					Centre Structured Inc. 7	.DE	.OTH	JFS/ZSF 1997 L.P.	Ownership	.100.000	Zurich Insurance Group Ltd.	.12
		.00000					Centre Structured Inc. 8	.DE	.OTH	JFS/ZSF 1997 L.P.	Ownership	.100.000	Zurich Insurance Group Ltd.	.12
		.00000					Centre Structured Inc. 9	.DE	.OTH	JFS/ZSF 1997 L.P.	Ownership	.100.000	Zurich Insurance Group Ltd.	.12
		.00000					Centre Structured Inc. 10	.DE	.OTH	JFS/ZSF 1997 L.P.	Ownership	.100.000	Zurich Insurance Group Ltd.	.12
		.00000					Centre Structured Inc. 11	.DE	.OTH	JFS/ZSF 1997 L.P.	Ownership	.100.000	Zurich Insurance Group Ltd.	.12
		.00000					Centre Structured LLC 1	.DE	.OTH	JFS/ZSF 1997 L.P.	Ownership	.100.000	Zurich Insurance Group Ltd.	.12
		.00000					Centre Structured LLC 2	.DE	.OTH	JFS/ZSF 1997 L.P.	Ownership	.100.000	Zurich Insurance Group Ltd.	.12
		.00000					Centre Structured LLC 3	.DE	.OTH	JFS/ZSF 1997 L.P.	Ownership	.100.000	Zurich Insurance Group Ltd.	.12
		.00000					Centre Structured LLC 4	.DE	.OTH	JFS/ZSF 1997 L.P.	Ownership	.100.000	Zurich Insurance Group Ltd.	.12
		.00000					Centre Structured LLC 5	.DE	.OTH	JFS/ZSF 1997 L.P.	Ownership	.100.000	Zurich Insurance Group Ltd.	.12
		.00000					Centre Structured LLC 6	.DE	.OTH	JFS/ZSF 1997 L.P.	Ownership	.100.000	Zurich Insurance Group Ltd.	.12
		.00000					Centre Structured LLC 7	.DE	.OTH	JFS/ZSF 1997 L.P.	Ownership	.100.000	Zurich Insurance Group Ltd.	.12
		.00000					Centre Structured LLC 8	.DE	.OTH	JFS/ZSF 1997 L.P.	Ownership	.100.000	Zurich Insurance Group Ltd.	.12
		.00000					Centre Structured LP 9	.DE	.OTH	JFS/ZSF 1997 L.P.	Ownership	.99.000	Zurich Insurance Group Ltd.	.12
		.00000					Centre Structured LP 9	.DE	.OTH	Centre Structured Inc. 1	Ownership	.1.000	Zurich Insurance Group Ltd.	.12
		.00000					Centre Structured LP 10	.DE	.OTH	JFS/ZSF 1997 L.P.	Ownership	.99.000	Zurich Insurance Group Ltd.	.12
		.00000					Centre Structured LP 10	.DE	.OTH	Centre Structured Inc. 11	Ownership	.1.000	Zurich Insurance Group Ltd.	.12
		.00000					Centre Structured LP 11	.DE	.OTH	JFS/ZSF 1997 L.P.	Ownership	.99.000	Zurich Insurance Group Ltd.	.12
		.00000					Centre Structured LP 11	.DE	.OTH	Centre Structured Inc. 1	Ownership	.1.000	Zurich Insurance Group Ltd.	.12
		.00000					CHI Industrial 1, LLC	.DE	.OTH	Farmers New World Life Insurance Company	Ownership	.100.000	Zurich Insurance Group Ltd.	.11
		.00000					Chilena Consolidada Seguros de Vida S.A.	.CHL	.OTH	Inversiones Suizo Chilena S.A.	Ownership	.98.977	Zurich Insurance Group Ltd.	.12
		.00000	AA-2280100		196453	Bolsa de Comercio de Santiago	Chilena Consolidada Seguros Generales S.A.	.CHL	.OTH	Chilena Consolidada Seguros de Vida S.A.	Ownership	.7.405	Zurich Insurance Group Ltd.	.12
		.00000	AA-2280100		196453	Bolsa de Comercio de Santiago	Chilena Consolidada Seguros Generales S.A.	.CHL	.OTH	Inversiones Suizo Chilena S.A.	Ownership	.82.732	Zurich Insurance Group Ltd.	.12
		.00000					Citicorp KY Office MGP, LLC	.DE	.OTH	Zurich Structured Finance, Inc.	Ownership	.99.000	Zurich Insurance Group Ltd.	.12
		.00000					Citicorp KY Office MGP, LLC	.DE	.OTH	Citicorp KY Office MGP Manager, Inc.	Ownership	.1.000	Zurich Insurance Group Ltd.	.12
		.00000					Citicorp KY Office MGP Manager, Inc.	.DE	.OTH	Zurich Structured Finance, Inc.	Ownership	.100.000	Zurich Insurance Group Ltd.	.12
		.00000					Citicorp MGP Manager, Inc.	.DE	.OTH	Zurich Structured Finance, Inc.	Ownership	.100.000	Zurich Insurance Group Ltd.	.12
		.00000					Citicorp Office MGP, LLC	.DE	.OTH	Zurich Structured Finance, Inc.	Ownership	.99.000	Zurich Insurance Group Ltd.	.12
		.00000					Citicorp Office MGP, LLC	.DE	.OTH	Citicorp MGP Manager, Inc.	Ownership	.1.000	Zurich Insurance Group Ltd.	.12
		.00000					City of London Insurance Company Limited	.GBR	.OTH	Eagle Star Insurance Company Limited	Ownership	.100.000	Zurich Insurance Group Ltd.	.12
		.00000					CMSH Limited	.BMU	.OTH	Zurich Finance Company AG	Ownership	.100.000	Zurich Insurance Group Ltd.	.12
		.00000			0000034431	Second Marché part of EURONEXT PARIS stock exchange since 1987	COFITEM-COFIMUR	.FRA	.OTH	Zurich Versicherungs-Gesellschaft AG	Ownership	.12.405	Zurich Insurance Group Ltd.	.12
		.00000					Collierville Center, LP	.DE	.OTH	Zurich Structured Finance, Inc.	Ownership	.99.000	Zurich Insurance Group Ltd.	.12
		.00000					Collierville MGP Manager, Inc.	.DE	.OTH	Zurich Structured Finance, Inc.	Ownership	.100.000	Zurich Insurance Group Ltd.	.12
		.00000					Collierville Office MGP, LLC	.DE	.OTH	Zurich Structured Finance, Inc.	Ownership	.99.000	Zurich Insurance Group Ltd.	.12
		.00000					Collierville Office MGP, LLC	.DE	.OTH	Collierville MGP Manager, Inc.	Ownership	.1.000	Zurich Insurance Group Ltd.	.12
.0212	Zurich U.S. Insurance Pool Group	.34347	52-1096670				Colonial American Casualty and Surety Company	.MD	.OTH	Fidelity and Deposit Company of Maryland	Ownership	.100.000	Zurich Insurance Group Ltd.	.12
		.00000					Community Trust Services Limited	.GBR	.OTH	Zurich Community Trust (UK) Limited	Ownership	.99.000	Zurich Insurance Group Ltd.	.12
		.00000					Community Trust Services Limited	.GBR	.OTH	Zurich Financial Services (UKISA)	Ownership	.1.000	Zurich Insurance Group Ltd.	.12
		.00000					Concisa Vorsorgeberatung und Management AG	.AUT	.OTH	Nominees Limited	Ownership	.100.000	Zurich Insurance Group Ltd.	.12

SCHEDULE Y
PART 1A - DETAIL OF INSURANCE HOLDING COMPANY SYSTEM

1	2	3	4	5	6	7	8	9	10	11	12	13	14	15
Group Code	Group Name	NAIC Company Code	ID Number	Federal RSSD	CIK	Name of Securities Exchange if Publicly Traded (U.S. or International)	Names of Parent, Subsidiaries Or Affiliates	Domi-ciliary Loca-tion	Rela-tion-ship to Reporting Entity	Directly Controlled by (Name of Entity/Person)	Type of Control (Ownership, Board, Management, Attorney-in-Fact, Influence, Other)	If Control is Ownership Provide Perce-n-tage	Ultimate Controlling Entity(ies)/Person(s)	*
		.00000					Concourse Skelmersdale LimitedGBR.....	.OTH.....	Zurich Financial Services (UK)ISA) Limited	Ownership.....	.100.000	Zurich Insurance Group Ltd.	12
		.00000					CP Holding LimitedVGB.....	.OTH.....	Zurich Insurance Company Ltd, Bermuda Branch	Ownership.....	.100.000	Zurich Insurance Group Ltd.	12
		.00000	13-3971194				CREC (Birmingham), LLCDE.....	.OTH.....	Zurich Structured Finance, Inc.	Ownership.....	.100.000	Zurich Insurance Group Ltd.	12
		.00000					Crown Management Services LimitedDE.....	.OTH.....	CMSH Limited	Ownership.....	.100.000	Zurich Insurance Group Ltd.	12
		.00000					CTH Affordable Housing CorporationDE.....	.OTH.....	Zurich Structured Finance, Inc.	Ownership.....	.100.000	Zurich Insurance Group Ltd.	12
		.00000					CTH Affordable Housing Investor, Inc.DE.....	.OTH.....	CTH Affordable Housing Corporation	Ownership.....	.100.000	Zurich Insurance Group Ltd.	12
		.00000					CTH AHP CorporationDE.....	.OTH.....	CTH Affordable Housing Corporation	Ownership.....	.100.000	Zurich Insurance Group Ltd.	12
		.00000					CTH MHP, L.L.C.DE.....	.OTH.....	CTH Affordable Housing Investor, Inc.	Ownership.....	.100.000	Zurich Insurance Group Ltd.	12
		.00000					CTH WNC, Inc.IL.....	.OTH.....	CTH Affordable Housing Corporation	Ownership.....	.100.000	Zurich Insurance Group Ltd.	12
		.00000					CTH/Landmark SLP, Inc.IL.....	.OTH.....	CTH Affordable Housing Corporation	Ownership.....	.100.000	Zurich Insurance Group Ltd.	12
		.00000					Cursud N.V.ANT.....	.OTH.....	Zurich Versicherungs-Gesellschaft AG	Ownership.....	.100.000	Zurich Insurance Group Ltd.	12
		.00000					DA Deutsche Allgemeine Versicherung AktiengesellschaftDEU.....	.OTH.....	Zurich GI Management Aktienfesellschaft (Deutschland)	Ownership.....	.100.000	Zurich Insurance Group Ltd.	12
		.00000					Dallas Office MGP, LLCDE.....	.OTH.....	Zurich Structured Finance, Inc.	Ownership.....	.99.000	Zurich Insurance Group Ltd.	12
		.00000					Dallas Office MGP, LLCDE.....	.OTH.....	Dallas Office MGP Manager, Inc.	Ownership.....	.1.000	Zurich Insurance Group Ltd.	12
		.00000					Dallas Office MGP Manager, Inc.DE.....	.OTH.....	Zurich Structured Finance, Inc.	Ownership.....	.100.000	Zurich Insurance Group Ltd.	12
		.00000					Dallas Tower LPDE.....	.OTH.....	Zurich Structured Finance, Inc.	Ownership.....	.99.000	Zurich Insurance Group Ltd.	12
		.00000					DB Vita S.A.LUX.....	.OTH.....	Deutscher Herold Aktiengesellschaft	Ownership.....	.25.000	Zurich Insurance Group Ltd.	12
		.00000					DC Apt 1, LLCDE.....	.OTH.....	Zurich American Insurance Company	Ownership.....	.100.000	Zurich Insurance Group Ltd.	11
		.00000	46-4542195				DC Industrial 1, LLCDE.....	.OTH.....	Farmers New World Life Insurance Company	Ownership.....	.100.000	Zurich Insurance Group Ltd.	11
		.00000					Delta Wetlands PropertiesIL.....	.OTH.....	KLMLP 2, LLC	Ownership.....	.90.000	Zurich Insurance Group Ltd.	12
		.00000					Delta Wetlands PropertiesIL.....	.OTH.....	KLMLP 3, LLC	Ownership.....	.10.000	Zurich Insurance Group Ltd.	12
		.00000					DEN Retail 1 LLCDE.....	.OTH.....	Farmers New World Life Insurance Company	Ownership.....	.100.000	Zurich Insurance Group Ltd.	11
		.00000					Deutsche Wohnen AGDEU.....	.OTH.....	Zurich Deutscher Herold Lebensversicherung Aktiengeselschaf	Ownership.....	.3.037	Zurich Insurance Group Ltd.	12
		.00000					Deutsche Zurich Pensiones, Entidad Gestora de Fondos de PensESP.....	.OTH.....	Zurich Vida, Compania de Seguros y Reaseguros, S.A. - Socied	Ownership.....	.50.000	Zurich Insurance Group Ltd.	12
		.00000					Deutscher Herold AktiengesellschaftDEU.....	.OTH.....	Zurich Beteiligungs-Aktiengesellschaft (Deutschland)	Ownership.....	.79.826	Zurich Insurance Group Ltd.	12
		.00000					Deutscher Pensionsfonds AktiengesellschaftDEU.....	.OTH.....	Deutscher Herold Aktiengesellschaft	Ownership.....	.74.900	Zurich Insurance Group Ltd.	12
		.00000	06-1427246				Deutsches Institut fur Altersvorsorge GmbHDEU.....	.OTH.....	Deutscher Herold Aktiengesellschaft	Ownership.....	.22.000	Zurich Insurance Group Ltd.	12
		.00000					Disability Management Services, Inc.CT.....	.OTH.....	Centre Group Holdings (U.S.) Limited	Ownership.....	.40.000	Zurich Insurance Group Ltd.	12
		.00000					Dunbar Assets IrelandJRL.....	.OTH.....	Zurich Finance Company AG	Ownership.....	.0.037	Zurich Insurance Group Ltd.	12
		.00000					Dunbar Assets IrelandJRL.....	.OTH.....	ZCMC II Holdings Limited	Ownership.....	.99.963	Zurich Insurance Group Ltd.	12
		.00000					Dunbar Assets plcGBR.....	.OTH.....	Dunbar Assets Ireland	Ownership.....	.100.000	Zurich Insurance Group Ltd.	12
		.00000					Dunbar Nominees LimitedGBR.....	.OTH.....	Dunbar Assets plc	Ownership.....	.100.000	Zurich Insurance Group Ltd.	12
		.00000					Dunbar Sports and Social Club LimitedGBR.....	.OTH.....	Allied Dunbar Assurance plc	Ownership.....	.100.000	Zurich Insurance Group Ltd.	12
		.00000					Eagle Star (Leasing) LimitedGBR.....	.OTH.....	Zurich Assurance Ltd	Ownership.....	.100.000	Zurich Insurance Group Ltd.	12
		.00000					Eagle Star (Malta) LimitedMLT.....	.OTH.....	Zurich Assurance Ltd	Ownership.....	.100.000	Zurich Insurance Group Ltd.	12
		.00000					Eagle Star Computer Services LimitedGBR.....	.OTH.....	Zurich Assurance Ltd	Ownership.....	.100.000	Zurich Insurance Group Ltd.	12
		.00000					Eagle Star Direct (Camberley) LimitedGBR.....	.OTH.....	Zurich Insurance Company (U.K.) Limited	Ownership.....	.100.000	Zurich Insurance Group Ltd.	12
		.00000					Eagle Star Direct Services LimitedGBR.....	.OTH.....	Zurich UK General Services Limited	Ownership.....	.100.000	Zurich Insurance Group Ltd.	12
		.00000					Eagle Star Estates LimitedGBR.....	.OTH.....	Zurich Assurance Ltd	Ownership.....	.100.000	Zurich Insurance Group Ltd.	12
		.00000					Eagle Star European Life Assurance Company LimitedJRL.....	.OTH.....	Zurich Life Assurance plc	Ownership.....	.100.000	Zurich Insurance Group Ltd.	12

SCHEDULE Y
PART 1A - DETAIL OF INSURANCE HOLDING COMPANY SYSTEM

1	2	3	4	5	6	7	8	9	10	11	12	13	14	15
Group Code	Group Name	NAIC Company Code	ID Number	Federal RSSD	CIK	Name of Securities Exchange if Publicly Traded (U.S. or International)	Names of Parent, Subsidiaries Or Affiliates	Domi-ciliary Location	Relation-ship to Reporting Entity	Directly Controlled by (Name of Entity/Person)	Type of Control (Ownership, Board, Management, Attorney-in-Fact, Influence, Other)	If Control is Ownership Provide Percentage	Ultimate Controlling Entity(ies)/Person(s)	*
		.00000					Eagle Star Executives Pension Trustee Limited	.GBR	OTH	Zurich Financial Services (UKISA) Limited	Ownership	100.000	Zurich Insurance Group Ltd.	12
		.00000					Eagle Star Farms Limited	.GBR	OTH	Zurich Assurance Ltd	Ownership	100.000	Zurich Insurance Group Ltd.	12
		.00000					Eagle Star Forests Limited	.GBR	OTH	Zurich Assurance Ltd	Ownership	100.000	Zurich Insurance Group Ltd.	12
		.00000					Eagle Star Group Holdings Limited	.GBR	OTH	Eagle Star Holdings Limited	Ownership	100.000	Zurich Insurance Group Ltd.	12
		.00000					Eagle Star Group Services Limited	.GBR	OTH	Eagle Star Holdings Limited	Ownership	100.000	Zurich Insurance Group Ltd.	12
		.00000					Eagle Star Holding Company of Ireland	.JRL	OTH	Eagle Star Group Holdings Limited	Ownership	0.000	Zurich Insurance Group Ltd.	12
		.00000					Eagle Star Holding Company of Ireland	.JRL	OTH	Zurich Assurance Ltd	Ownership	100.000	Zurich Insurance Group Ltd.	12
		.00000					Eagle Star Holdings Limited	.GBR	OTH	Zurich Financial Services (UKISA) Limited	Ownership	100.000	Zurich Insurance Group Ltd.	12
		.00000					Eagle Star Insurance Company Limited	.GBR	OTH	Zurich Versicherungs-Gesellschaft AG	Ownership	100.000	Zurich Insurance Group Ltd.	12
		.00000					Eagle Star Loans Limited	.GBR	OTH	Zurich Assurance Ltd	Ownership	100.000	Zurich Insurance Group Ltd.	12
		.00000					Eagle Star Mortgages Limited	.GBR	OTH	Zurich Assurance Ltd	Ownership	100.000	Zurich Insurance Group Ltd.	12
		.00000					Eagle Star Securities Limited	.GBR	OTH	Zurich Insurance plc	Ownership	100.000	Zurich Insurance Group Ltd.	12
		.00000					Edilspettacolo SRL	.ITA	OTH	Zurich Insurance Company Ltd - Rappresentanza Generale per l	Ownership	35.712	Zurich Insurance Group Ltd.	12
.0212	Zurich U.S. Insurance Pool Group	.21326	47-6022701				Empire Fire and Marine Insurance Company	.NE	OTH	Zurich American Insurance Company	Ownership	100.000	Zurich Insurance Group Ltd.	12
.0212	Zurich U.S. Insurance Pool Group	.21334	73-6091717				Empire Indemnity Insurance Company	.OK	OTH	Zurich American Insurance Company	Ownership	100.000	Zurich Insurance Group Ltd.	12
		.00000					Employee Services Limited	.GBR	OTH	Allied Dunbar Financial Services Limited	Ownership	100.000	Zurich Insurance Group Ltd.	12
		.00000					Endsleigh Communications Limited	.GBR	OTH	Endsleigh Insurance Services Limited	Ownership	100.000	Zurich Insurance Group Ltd.	12
		.00000					Endsleigh Developments Limited	.GBR	OTH	Endsleigh Insurance Services Limited	Ownership	100.000	Zurich Insurance Group Ltd.	12
		.00000					Endsleigh General Trading Limited	.GBR	OTH	Endsleigh Insurance Services Limited	Ownership	100.000	Zurich Insurance Group Ltd.	12
		.00000					Endsleigh Independent Financial Services Limited	.GBR	OTH	Endsleigh Insurance Services Limited	Ownership	100.000	Zurich Insurance Group Ltd.	12
		.00000					Endsleigh Insurance Services Limited	.GBR	OTH	Endsleigh Limited	Ownership	100.000	Zurich Insurance Group Ltd.	12
		.00000					Endsleigh Insurances (Brokers) Limited	.GBR	OTH	Endsleigh Insurance Services Limited	Ownership	100.000	Zurich Insurance Group Ltd.	12
		.00000					Endsleigh Law Limited	.GBR	OTH	Endsleigh Insurance Services Limited	Ownership	100.000	Zurich Insurance Group Ltd.	12
		.00000					Endsleigh Leasing Limited	.GBR	OTH	Endsleigh Insurance Services Limited	Ownership	100.000	Zurich Insurance Group Ltd.	12
		.00000					Endsleigh Life & Pensions Limited	.GBR	OTH	Endsleigh Insurance Services Limited	Ownership	100.000	Zurich Insurance Group Ltd.	12
		.00000					Endsleigh Limited	.GBR	OTH	Zurich Holdings (UK) Limited	Ownership	100.000	Zurich Insurance Group Ltd.	12
		.00000					Endsleigh Pension Trustee Limited	.GBR	OTH	Endsleigh Insurance Services Limited	Ownership	100.000	Zurich Insurance Group Ltd.	12
		.00000					Endsleigh Promotions Limited	.GBR	OTH	Endsleigh Insurance Services Limited	Ownership	100.000	Zurich Insurance Group Ltd.	12
		.00000					Endsleigh Shopfitting Limited	.GBR	OTH	Endsleigh Insurance Services Limited	Ownership	100.000	Zurich Insurance Group Ltd.	12
		.00000					Endsleigh Trustee Services Limited	.GBR	OTH	Endsleigh Insurance Services Limited	Ownership	100.000	Zurich Insurance Group Ltd.	12
		.00000					ES (Leeds) Nominee Limited	.GBR	OTH	Zurich Assurance Ltd	Ownership	100.000	Zurich Insurance Group Ltd.	12
		.00000					ES (Walsall) Nominee Limited	.GBR	OTH	Zurich Assurance Ltd	Ownership	100.000	Zurich Insurance Group Ltd.	12
		.00000					ES Camberley Nominee 1 Limited	.GBR	OTH	Zurich Assurance Ltd	Ownership	100.000	Zurich Insurance Group Ltd.	12
		.00000					ES Camberley Nominee 2 Limited	.GBR	OTH	Zurich Assurance Ltd	Ownership	100.000	Zurich Insurance Group Ltd.	12
		.00000					ES Cannock Nominee 1 Limited	.GBR	OTH	Zurich Assurance Ltd	Ownership	100.000	Zurich Insurance Group Ltd.	12
		.00000					ES Cannock Nominee 2 Limited	.GBR	OTH	Zurich Assurance Ltd	Ownership	100.000	Zurich Insurance Group Ltd.	12
		.00000					ES Coventry Nominee 1 Limited	.GBR	OTH	Zurich Assurance Ltd	Ownership	100.000	Zurich Insurance Group Ltd.	12
		.00000					ES Coventry Nominee 2 Limited	.GBR	OTH	Zurich Assurance Ltd	Ownership	100.000	Zurich Insurance Group Ltd.	12
		.00000					ES Dudley Nominee 1 Limited	.GBR	OTH	Zurich Assurance Ltd	Ownership	100.000	Zurich Insurance Group Ltd.	12
		.00000					ES Dudley Nominee 2 Limited	.GBR	OTH	Zurich Assurance Ltd	Ownership	100.000	Zurich Insurance Group Ltd.	12
		.00000					ES Hoddesdon Nominee 1 Limited	.GBR	OTH	Zurich Assurance Ltd	Ownership	100.000	Zurich Insurance Group Ltd.	12
		.00000					ES Hoddesdon Nominee 2 Limited	.GBR	OTH	Zurich Assurance Ltd	Ownership	100.000	Zurich Insurance Group Ltd.	12
		.00000					ES Plympton Nominee 1 Limited	.GBR	OTH	Zurich Assurance Ltd	Ownership	100.000	Zurich Insurance Group Ltd.	12
		.00000					ES Plympton Nominee 2 Limited	.GBR	OTH	Zurich Assurance Ltd	Ownership	100.000	Zurich Insurance Group Ltd.	12
		.00000					ES Ramsgate Nominee 1 Limited	.GBR	OTH	Zurich Assurance Ltd	Ownership	100.000	Zurich Insurance Group Ltd.	12
		.00000					ES Ramsgate Nominee 2 Limited	.GBR	OTH	Zurich Assurance Ltd	Ownership	100.000	Zurich Insurance Group Ltd.	12

ANNUAL STATEMENT FOR THE YEAR 2015 OF THE FARMERS INSURANCE OF COLUMBUS, INC.

SCHEDULE Y

PART 1A - DETAIL OF INSURANCE HOLDING COMPANY SYSTEM

1	2	3	4	5	6	7	8	9	10	11	12	13	14	15
Group Code	Group Name	NAIC Company Code	ID Number	Federal RSSD	CIK	Name of Securities Exchange if Publicly Traded (U.S. or International)	Names of Parent, Subsidiaries Or Affiliates	Domi-ciliary Location	Relation-ship to Reporting Entity	Directly Controlled by (Name of Entity/Person)	Type of Control (Ownership, Board, Management, Attorney-in-Fact, Influence, Other)	If Control is Ownership Provide Percentage	Ultimate Controlling Entity(ies)/Person(s)	*
		.00000					ESI Financing Limited	.GBR	OTH	Eagle Star Insurance Company Limited	Ownership	.0.000	Zurich Insurance Group Ltd.	12
		.00000					ESI Financing Limited	.GBR	OTH	Zurich Versicherungs-Gesellschaft AG	Ownership	.100.000	Zurich Insurance Group Ltd.	12
		.00000					Euclid KY Annex, LP	.DE	OTH	Zurich Structured Finance, Inc.	Ownership	.99.000	Zurich Insurance Group Ltd.	12
		.00000					Euclid Office LP	.DE	OTH	Zurich Structured Finance, Inc.	Ownership	.99.000	Zurich Insurance Group Ltd.	12
		.00000					Euclid Warehouses LP	.DE	OTH	Zurich Structured Finance, Inc.	Ownership	.99.000	Zurich Insurance Group Ltd.	12
		.00000					Extremus Versicherung-Aktiengesellschaft	.DEU	OTH	Zurich Insurance plc Niederlassung fur Deutschland	Ownership	.5.000	Zurich Insurance Group Ltd.	12
		.00000	45-3561769				Farmers Family Fund	.CA	OTH	Farmers Group, Inc.	Ownership	.100.000	Zurich Insurance Group Ltd.	11
		.00000	95-0725935				Farmers Group, Inc.	.NV	OTH	Zurich Versicherungs-Gesellschaft AG	Ownership	.87.900	Zurich Insurance Group Ltd.	11
		.00000	95-0725935				Farmers Group, Inc.	.NV	OTH	Zurich Insurance Group Ltd.	Ownership	.12.100	Zurich Insurance Group Ltd.	11
		.00000					Farmers Life Insurance Company of New York	.NY	OTH	Farmers New World Life Insurance Company	Ownership	.100.000	Zurich Insurance Group Ltd.	11
.0212	Zurich Ins Group	.00000	46-4261000				Farmers New World Life Insurance Company	.WA	OTH	Farmers Group, Inc.	Ownership	.100.000	Zurich Insurance Group Ltd.	11
.0212	Zurich Ins Group	.63177	91-0335750				Farmers Reinsurance Company	.CA	OTH	Farmers Group, Inc.	Ownership	.100.000	Zurich Insurance Group Ltd.	11
.0212	Zurich Ins Group	.10873	95-4650862				Farmers Services Corporation	.NV	OTH	Farmers Group, Inc.	Ownership	.100.000	Zurich Insurance Group Ltd.	11
		.00000	35-2281892				Farmers Services, LLC	.DE	OTH	ZFUS Services, LLC	Ownership	.100.000	Zurich Insurance Group Ltd.	2
		.00000					Farmers Underwriters Association	.CA	OTH	Farmers Group, Inc.	Ownership	.100.000	Zurich Insurance Group Ltd.	11
		.00000					Farmers Value Added, Inc.	.CA	OTH	Farmers Group, Inc.	Ownership	.100.000	Zurich Insurance Group Ltd.	11
.0212	Zurich U.S. Insurance Pool Group	.39306	13-3046577				Fidelity and Deposit Company of Maryland	.MD	OTH	Zurich American Insurance Company	Ownership	.100.000	Zurich Insurance Group Ltd.	12
		.00000					FIG Holding Company	.CA	OTH	Farmers Group, Inc.	Ownership	.100.000	Zurich Insurance Group Ltd.	11
		.00000					FIG Leasing Co., Inc.	.CA	OTH	Farmers Group, Inc.	Ownership	.100.000	Zurich Insurance Group Ltd.	11
		.00000					Figure Out Limited	.GBR	OTH	2Plan Group Limited	Ownership	.100.000	Zurich Insurance Group Ltd.	12
		.00000	95-2670247				Fire Underwriters Association	.CA	OTH	Farmers Group, Inc.	Ownership	.100.000	Zurich Insurance Group Ltd.	11
		.00000					Futuro de Bolivia S.A. Administradora de Fondos de Pensiones	.BOL	OTH	Zurich Boliviana Seguros Personales S.A.	Ownership	.8.422	Zurich Insurance Group Ltd.	12
		.00000					Futuro de Bolivia S.A. Administradora de Fondos de Pensiones	.BOL	OTH	Zurich South America Invest AB	Ownership	.71.578	Zurich Insurance Group Ltd.	12
		.00000					Gem and Jewel Acceptances (Pty) Ltd.	.ZAF	OTH	Zurich Insurance Company South Africa Limited	Ownership	.100.000	Zurich Insurance Group Ltd.	12
		.00000					General Surety & Guarantee Co Limited	.GBR	OTH	Zurich Insurance Company (U.K.) Limited	Ownership	.100.000	Zurich Insurance Group Ltd.	12
		.00000					Genevoise, Compagnie Immobiliere SA	.CHE	OTH	Zurich Lebensversicherungs-Gesellschaft AG	Ownership	.100.000	Zurich Insurance Group Ltd.	12
		.00000					Grovewood Engineering Limited	.GBR	OTH	Zurich Assurance Ltd	Ownership	.100.000	Zurich Insurance Group Ltd.	12
		.00000					Grovewood Property Holdings Limited	.GBR	OTH	Eagle Star Holdings Limited	Ownership	.100.000	Zurich Insurance Group Ltd.	12
		.00000					Hawkcentral Limited	.GBR	OTH	Zurich Assurance Ltd	Ownership	.100.000	Zurich Insurance Group Ltd.	12
		.00000					Herengracht Investments B.V.	.DEU	OTH	RE Curve Holding B.V.	Ownership	.100.000	Zurich Insurance Group Ltd.	12
		.00000					Home & Overseas Insurance Company Limited	.GBR	OTH	Eagle Star Insurance Company Limited	Ownership	.100.000	Zurich Insurance Group Ltd.	12
		.00000	32-0478525				Hoplite Reinsurance Company of Vermont, Inc.	.VT	OTH	Zurich Holding Company of America, Inc.	Ownership	.100.000	Zurich Insurance Group Ltd.	12
		.00000					HOU IND 1, LLC	.DE	OTH	Zurich American Insurance Company	Ownership	.100.000	Zurich Insurance Group Ltd.	12
		.00000					HOU IND 2, LLC	.DE	OTH	Zurich American Insurance Company	Ownership	.100.000	Zurich Insurance Group Ltd.	12
		.00000					Independence Center Realty L.P.	.DE	OTH	Philadelphia Investor, LLC	Ownership	.89.000	Zurich Insurance Group Ltd.	12
		.00000					INTEGRA Versicherungsdienst GmbH	.AUT	OTH	Zurich Versicherungs-Aktiengesellschaft	Ownership	.100.000	Zurich Insurance Group Ltd.	12
		.00000					Inversiones Suizo Chilena S.A.	.CHL	OTH	Inversiones Suizo-Argentina S.A.	Ownership	.0.000	Zurich Insurance Group Ltd.	12
		.00000					Inversiones Suizo Chilena S.A.	.CHL	OTH	Zurich Versicherungs-Gesellschaft AG	Ownership	.100.000	Zurich Insurance Group Ltd.	12
		.00000					Inversiones Suizo-Argentina S.A.	.ARG	OTH	Zurich Lebensversicherungs-Gesellschaft AG	Ownership	.5.004	Zurich Insurance Group Ltd.	12
		.00000					Inversiones Suizo-Argentina S.A.	.ARG	OTH	Zurich Versicherungs-Gesellschaft AG	Ownership	.94.996	Zurich Insurance Group Ltd.	12
		.00000					Inversiones ZS America Dos Limitada	.CHL	OTH	Inversiones ZS America SpA	Ownership	.100.000	Zurich Insurance Group Ltd.	12
		.00000					Inversiones ZS America SpA	.CHL	OTH	Zurich Santander Insurance America, S.L.	Ownership	.100.000	Zurich Insurance Group Ltd.	12

ANNUAL STATEMENT FOR THE YEAR 2015 OF THE FARMERS INSURANCE OF COLUMBUS, INC.

SCHEDULE Y

PART 1A - DETAIL OF INSURANCE HOLDING COMPANY SYSTEM

1	2	3	4	5	6	7	8	9	10	11	12	13	14	15
Group Code	Group Name	NAIC Company Code	ID Number	Federal RSSD	CIK	Name of Securities Exchange if Publicly Traded (U.S. or International)	Names of Parent, Subsidiaries Or Affiliates	Domi-ciliary Location	Relation-ship to Reporting Entity	Directly Controlled by (Name of Entity/Person)	Type of Control (Ownership, Board, Management, Attorney-in-Fact, Influence, Other)	If Control is Ownership Provide Percentage	Ultimate Controlling Entity(ies)/Person(s)	*
		.00000					Inversiones ZS America Tres SpACHL	OTH	Zurich Santander Insurance America, S.L.	Ownership.....	.100.000	Zurich Insurance Group Ltd.	12
		.00000					Inversora Alpina Financiadora de Primas, C.A.VEN	OTH	Zurich Seguros, S.A.	Ownership.....	.100.000	Zurich Insurance Group Ltd.	12
		.00000					Ipsley Street 1 UK LimitedGBR	OTH	Zurich Assurance Ltd	Ownership.....	.100.000	Zurich Insurance Group Ltd.	12
		.00000					Ipsley Street 2 UK LimitedGBR	OTH	Zurich Assurance Ltd	Ownership.....	.100.000	Zurich Insurance Group Ltd.	12
		.00000					Irish National Insurance Company p.l.c.IRL	OTH	Zurich Insurance plc	Ownership.....	.100.000	Zurich Insurance Group Ltd.	12
		.00000					Isis S.A.ARG	OTH	Inversiones Suizo-Argentina S.A.	Ownership.....	.60.501	Zurich Insurance Group Ltd.	12
		.00000					Isis S.A.ARG	OTH	Zurich Versicherungs-Gesellschaft AG	Ownership.....	.39.499	Zurich Insurance Group Ltd.	12
		.00000					Jewell Insurance Agency LtdGBR	OTH	Woodstock Insurance Brokers Limited	Ownership.....	.100.000	Zurich Insurance Group Ltd.	12
		.00000					JFS/ZSF 1997 L.P.DE	OTH	Zurich Structured Finance, Inc.	Ownership.....	.99.000	Zurich Insurance Group Ltd.	12
		.00000					JFS/ZSF 1998, L.P.DE	OTH	Zurich Structured Finance, Inc.	Ownership.....	.99.000	Zurich Insurance Group Ltd.	12
		.00000					Kansas City Office LPDE	OTH	Zurich Structured Finance, Inc.	Ownership.....	.99.000	Zurich Insurance Group Ltd.	12
		.00000					Kansas Office MGP, LLCDE	OTH	Zurich Structured Finance, Inc.	Ownership.....	.99.000	Zurich Insurance Group Ltd.	12
		.00000					Kansas Office MGP, LLCDE	OTH	Kansas Office MGP Manager, Inc.	Ownership.....	.1.000	Zurich Insurance Group Ltd.	12
		.00000					Kansas Office MGP Manager, Inc.DE	OTH	Zurich Structured Finance, Inc.	Ownership.....	.100.000	Zurich Insurance Group Ltd.	12
		.00000					Kennet Road 1 UK LimitedGBR	OTH	Zurich Assurance Ltd	Ownership.....	.100.000	Zurich Insurance Group Ltd.	12
		.00000					Kennet Road 2 UK LimitedGBR	OTH	Zurich Assurance Ltd	Ownership.....	.100.000	Zurich Insurance Group Ltd.	12
		.00000					KLMLP 2, LLCDE	OTH	KLMLP, L.P.	Ownership.....	.100.000	Zurich Insurance Group Ltd.	12
		.00000					KLMLP 3, LLCDE	OTH	KLMLP 2, LLC	Ownership.....	.100.000	Zurich Insurance Group Ltd.	12
		.00000					KLMLP, L.P.DE	OTH	Zurich American Corporation	Ownership.....	.75.000	Zurich Insurance Group Ltd.	12
		.00000					LA Office 1, LLCDE	OTH	Zurich American Insurance Company	Ownership.....	.100.000	Zurich Insurance Group Ltd.	12
		.00000					LA Retail 1 LLCDE	OTH	Zurich American Insurance Company	Ownership.....	.100.000	Zurich Insurance Group Ltd.	12
		.00000					Logobrook LimitedGBR	OTH	Zurich Assurance Ltd	Ownership.....	.100.000	Zurich Insurance Group Ltd.	12
		.00000					Manon Vision Co., Ltd.THA	OTH	Centre Group Holdings Limited	Ownership.....	.0.001	Zurich Insurance Group Ltd.	12
		.00000					Manon Vision Co., Ltd.THA	OTH	CMSH Limited	Ownership.....	.0.001	Zurich Insurance Group Ltd.	12
		.00000					Manon Vision Co., Ltd.THA	OTH	Zurich Versicherungs-Gesellschaft AG	Ownership.....	.99.999	Zurich Insurance Group Ltd.	12
		.00000					Maunalua Associates, Inc.HI	OTH	Zurich American Corporation	Ownership.....	.100.000	Zurich Insurance Group Ltd.	12
		.00000								Zurich Insurance Company South Africa Limited	Ownership.....	.15.000	Zurich Insurance Group Ltd.	12
		.00000					Mauritian Eagle Insurance Company LimitedMUS	OTH	Zurich Versicherungs-Gesellschaft AG	Ownership.....	.8.852	Zurich Insurance Group Ltd.	12
		.00000					Medidata AGCHE	OTH	Zurich Assurance Ltd	Ownership.....	.100.000	Zurich Insurance Group Ltd.	12
		.00000					Mentionland LimitedGBR	OTH	Zurich Assurance Ltd	Ownership.....	.100.000	Zurich Insurance Group Ltd.	12
		.00000					Meritclass Investments LimitedGBR	OTH	Zurich Assurance Ltd	Ownership.....	.100.000	Zurich Insurance Group Ltd.	12
		.00000					MI Administrators, LLCDE	OTH	FIG Leasing Co., Inc.	Ownership.....	.100.000	Zurich Insurance Group Ltd.	11
		.00000					Minas Brasil Promotora de Servicos S/ABRA	OTH	Zurich Minas Brasil Seguros S.A,	Ownership.....	.100.000	Zurich Insurance Group Ltd.	12
		.00000					MSHQ, LLCDE	OTH	JFS/ZSF 1998, L.P.	Ownership.....	.100.000	Zurich Insurance Group Ltd.	12
		.00000					Navigators and General Insurance Company LimitedGBR	OTH	Zurich Insurance plc	Ownership.....	.100.000	Zurich Insurance Group Ltd.	12
		.00000					Nearheath LimitedGBR	OTH	Zurich Assurance Ltd	Ownership.....	.100.000	Zurich Insurance Group Ltd.	12
		.00000					New Wheels Underwriting Agency (Proprietary) LimitedZAF	OTH	Zurich Insurance Company South Africa Limited	Ownership.....	.100.000	Zurich Insurance Group Ltd.	12
		.00000					Omnis Investments LimitedGBR	OTH	Openwork Holdings Limited	Ownership.....	.90.000	Zurich Insurance Group Ltd.	12
		.00000					Openwork Access LimitedGBR	OTH	Openwork Holdings Limited	Ownership.....	.100.000	Zurich Insurance Group Ltd.	12
		.00000					Openwork Holdings LimitedGBR	OTH	Allied Zurich Holdings Limited	Ownership.....	.99.993	Zurich Insurance Group Ltd.	12
		.00000					Openwork Independent Solutions LimitedGBR	OTH	Openwork Holdings Limited	Ownership.....	.100.000	Zurich Insurance Group Ltd.	12
		.00000					Openwork LimitedGBR	OTH	Openwork Holdings Limited	Ownership.....	.100.000	Zurich Insurance Group Ltd.	12
		.00000					Openwork Market Solutions LimitedGBR	OTH	Openwork Holdings Limited	Ownership.....	.100.000	Zurich Insurance Group Ltd.	12
		.00000					Openwork Services LimitedGBR	OTH	Openwork Holdings Limited	Ownership.....	.100.000	Zurich Insurance Group Ltd.	12
		.00000	98-0172213				Orange Stone ReinsuranceJRL	OTH	Crown Management Services Limited	Ownership.....	.100.000	Zurich Insurance Group Ltd.	12
		.00000					Orion Rechtsschutz-Versicherung AGCHE	OTH	Zurich Versicherungs-Gesellschaft AG	Ownership.....	.78.000	Zurich Insurance Group Ltd.	12
		.00000					Parcelgate LimitedGBR	OTH	Zurich Assurance Ltd	Ownership.....	.100.000	Zurich Insurance Group Ltd.	12

SCHEDULE Y
PART 1A - DETAIL OF INSURANCE HOLDING COMPANY SYSTEM

1	2	3	4	5	6	7	8	9	10	11	12	13	14	15
Group Code	Group Name	NAIC Company Code	ID Number	Federal RSSD	CIK	Name of Securities Exchange if Publicly Traded (U.S. or International)	Names of Parent, Subsidiaries Or Affiliates	Domi-ciliary Location	Relation-ship to Reporting Entity	Directly Controlled by (Name of Entity/Person)	Type of Control (Ownership, Board, Management, Attorney-in-Fact, Influence, Other)	If Control is Ownership Provide Percentage	Ultimate Controlling Entity(ies)/Person(s)	*
		.00000					Perils AGCHE	OTH.....	Zurich Versicherungs-Gesellschaft AG	Ownership.....	..11.111	Zurich Insurance Group Ltd.12
		.00000					POR Apt 1, LLCDE	OTH.....	Zurich American Insurance Company	Ownership.....	..100.000	Zurich Insurance Group Ltd.12
		.00000					POR Apt 2, LLCDE	OTH.....	Zurich American Insurance Company	Ownership.....	..100.000	Zurich Insurance Group Ltd.12
							Farmers New World Life Insurance Company							
		.00000					POR Office 1, LLCDE	OTH.....		Ownership.....	..100.000	Zurich Insurance Group Ltd.11
		.00000					Prematic Service Corporation (California)CA	OTH.....	Farmers Group, Inc.	Ownership.....	..100.000	Zurich Insurance Group Ltd.11
							Prematic Service Corporation (California)			Prematic Service Corporation (California)				
		.00000					Prematic Service Corporation (Nevada)NV	OTH.....		Ownership.....	..100.000	Zurich Insurance Group Ltd.11
		.00000					Protektor Lebensversicherungs-AGDEU	OTH.....	Zurich Deutscher Herold Lebensversicherung Aktiengesellschaf	Ownership.....	..5.158	Zurich Insurance Group Ltd.12
		.00000	AA-5360007				PT Zurich Insurance IndonesiaIDN	OTH.....	Zurich International (Bermuda) Ltd.	Ownership.....	..1.569	Zurich Insurance Group Ltd.12
		.00000	AA-5360007				PT Zurich Insurance IndonesiaIDN	OTH.....	Zurich Versicherungs-Gesellschaft AG	Ownership.....	..97.091	Zurich Insurance Group Ltd.12
		.00000					PT Zurich Topas LifeIDN	OTH.....	Zurich Versicherungs-Gesellschaft AG	Ownership.....	..80.000	Zurich Insurance Group Ltd.12
							Fidelity and Deposit Company of Maryland							
		.00000					R3 FL Holdings, LLCFL	OTH.....		Ownership.....	..100.000	Zurich Insurance Group Ltd.12
		.00000					Raleigh/Durham Offices, L.P.DE	OTH.....	Zurich Structured Finance, Inc.	Ownership.....	..99.000	Zurich Insurance Group Ltd.12
							Zurich Deutscher Herold							
		.00000					RE Curve Holding B.V.DEU	OTH.....	Lebensversicherung Aktiengesellschaft	Ownership.....	..100.000	Zurich Insurance Group Ltd.12
		.00000					Real Garant Espana S.L.ESP	OTH.....	Real Garant GmbH Garantiesysteme	Ownership.....	..100.000	Zurich Insurance Group Ltd.12
							Real Garant Versicherung			Real Garant Versicherung				
		.00000					AktiengesellschaftDEU	OTH.....	Aktiengesellschaft	Ownership.....	..100.000	Zurich Insurance Group Ltd.12
							Zurich Beteiligungs-Aktiengesellschaft (Deutschland)			Zurich Beteiligungs-Aktiengesellschaft (Deutschland)				
		.00000					AktiengesellschaftDEU	OTH.....		Ownership.....	..100.000	Zurich Insurance Group Ltd.12
		.00000					Research Triangle MGP Manager, Inc.DE	OTH.....	Zurich Structured Finance, Inc.	Ownership.....	..100.000	Zurich Insurance Group Ltd.12
		.00000					Research Triangle Office MGP, LLCDE	OTH.....	Zurich Structured Finance, Inc.	Ownership.....	..99.000	Zurich Insurance Group Ltd.12
		.00000					Research Triangle Office MGP, LLCDE	OTH.....	Research Triangle MGP Manager, Inc.	Ownership.....	..1.000	Zurich Insurance Group Ltd.12
		.00000					REX Holding S.a.r.l.LUX	OTH.....	REX-ZDHL S.C.S. SICAV-SIF	Ownership.....	..100.000	Zurich Insurance Group Ltd.12
							Zurich Deutscher Herold			Zurich Deutscher Herold				
		.00000					Rex-Spain-ZDHL S.L.ESP	OTH.....	Lebensversicherung Aktiengesellschaf	Ownership.....	..100.000	Zurich Insurance Group Ltd.12
							Zurich Deutscher Herold			Zurich Deutscher Herold				
		.00000					REX-ZDHL GP S.a.r.l.LUX	OTH.....	Lebensversicherung Aktiengesellschaft	Ownership.....	..100.000	Zurich Insurance Group Ltd.12
							Zurich Deutscher Herold			Zurich Deutscher Herold				
		.00000					REX-ZDHL S.C.S. SICAV-SIFLUX	OTH.....	Lebensversicherung Aktiengesellschaft	Ownership.....	..100.000	Zurich Insurance Group Ltd.12
		.00000					SA Fire House LimitedZAF	OTH.....	Zurich Versicherungs-Gesellschaft AG	Ownership.....	..100.000	Zurich Insurance Group Ltd.12
							Zurich Financial Services (UKISA)			Zurich Financial Services (UKISA)				
		.00000					Sackville Street LimitedGBR	OTH.....	Limited	Ownership.....	..100.000	Zurich Insurance Group Ltd.12
		.00000					Sacramento Office MGP, LLCDE	OTH.....	Zurich Structured Finance, Inc.	Ownership.....	..99.000	Zurich Insurance Group Ltd.12
		.00000					SAN DIEGO INDUSTRIAL 1, LLCDE	OTH.....	Zurich American Insurance Company	Ownership.....	..100.000	Zurich Insurance Group Ltd.12
		.00000					Santander Rio Seguros S.A.ARG	OTH.....	Inversiones ZS America SpA	Ownership.....	..4.000	Zurich Insurance Group Ltd.12
							Zurich Santander Insurance America, S.L.			Zurich Santander Insurance America, S.L.				
		.00000					Santander Rio Seguros S.A.ARG	OTH.....		Ownership.....	..96.000	Zurich Insurance Group Ltd.12
							Zurich Santander Insurance America, S.L.			Zurich Santander Insurance America, S.L.				
		.00000					Santander Seguros Sociedad AnónimaURY	OTH.....		Ownership.....	..100.000	Zurich Insurance Group Ltd.12
		.00000					SARL MarofinacMAR	OTH.....	Zurich Versicherungs-Gesellschaft AG	Ownership.....	..100.000	Zurich Insurance Group Ltd.12
							Zurich Insurance Company Ltd (Bahrain Branch)			Zurich Insurance Company Ltd (Bahrain Branch)				
		.00000					Saudi National Insurance CompanyBHR	OTH.....		Ownership.....	..5.000	Zurich Insurance Group Ltd.12
		.00000					Sceptre Trust LimitedBHS	OTH.....	Eagle Star Holdings Limited	Ownership.....	..0.000	Zurich Insurance Group Ltd.12
		.00000					Sceptre Trust LimitedBHS	OTH.....	Eagle Star Insurance Company Limited	Ownership.....	..100.000	Zurich Insurance Group Ltd.12
		.00000					SEA APARTMENT 1, LLCDE	OTH.....	Zurich American Insurance Company	Ownership.....	..100.000	Zurich Insurance Group Ltd.12
		.00000					SEA APARTMENT 2, LLCDE	OTH.....	Zurich American Insurance Company	Ownership.....	..100.000	Zurich Insurance Group Ltd.12
		.00000					Seabrook Warehouse LPDE	OTH.....	Zurich Structured Finance, Inc.	Ownership.....	..99.000	Zurich Insurance Group Ltd.12

ANNUAL STATEMENT FOR THE YEAR 2015 OF THE FARMERS INSURANCE OF COLUMBUS, INC.

SCHEDULE Y
PART 1A - DETAIL OF INSURANCE HOLDING COMPANY SYSTEM

1	2	3	4	5	6	7	8	9	10	11	12	13	14	15
Group Code	Group Name	NAIC Company Code	ID Number	Federal RSSD	CIK	Name of Securities Exchange if Publicly Traded (U.S. or International)	Names of Parent, Subsidiaries Or Affiliates	Domi-ciliary Loca-tion	Relation-ship to Reporting Entity	Directly Controlled by (Name of Entity/Person)	Type of Control (Ownership, Board, Management, Attorney-in-Fact, Influence, Other)	If Control is Ownership Provide Percentage	Ultimate Controlling Entity(ies)/Person(s)	*
		.00000					Seabrook Warehouse MGP, LLC	.DE	.OTH	Zurich Structured Finance, Inc.	Ownership	.99.000	Zurich Insurance Group Ltd.	.12
		.00000					Seabrook Warehouse MGP, LLC	.DE	.OTH	Seabrook Warehouse MGP Manager, Inc.	Ownership	.1.000	Zurich Insurance Group Ltd.	.12
		.00000					Seabrook Warehouse MGP Manager, Inc.	.DE	.OTH	Zurich Structured Finance, Inc.	Ownership	.100.000	Zurich Insurance Group Ltd.	.12
		.00000					AIDE Asistencia Seguros y Reaseguros, S.A. – Sociedad Uniper							
		.00000					Serviaide Asistencia e Servicios, Lda.	.PRT	.OTH	Serviaide, S.A. – Sociedad Unipersonal	Ownership	.95.000	Zurich Insurance Group Ltd.	.12
		.00000					Serviaide Asistencia e Servicios, Lda.	.PRT	.OTH	AIDE Asistencia Seguros y Reaseguros, S.A. – Sociedad Uniper	Ownership	.5.000	Zurich Insurance Group Ltd.	.12
		.00000					Serviaide, S.A. – Sociedad Unipersonal	.ESP	.OTH	Zurich Insurance plc, Sucursal en Espana	Ownership	.100.000	Zurich Insurance Group Ltd.	.12
		.00000					Servizurich S.A. – Sociedad Unipersonal	.ESP	.OTH		Ownership	.100.000	Zurich Insurance Group Ltd.	.12
		.00000					SF Apt 1, LLC	.DE	.OTH	Zurich American Insurance Company	Ownership	.100.000	Zurich Insurance Group Ltd.	.12
		.00000	46-4095281				SF INDUSTRIAL 1, LLC	.DE	.OTH	Farmers New World Life Insurance Company	Ownership	.100.000	Zurich Insurance Group Ltd.	.11
		.00000					SF Office 1, LLC	.DE	.OTH		Ownership	.100.000	Zurich Insurance Group Ltd.	.12
		.00000					SF Office 2, LLC	.DE	.OTH	Zurich American Insurance Company	Ownership	.100.000	Zurich Insurance Group Ltd.	.12
		.00000					SF Office 4, LLC	.DE	.OTH	Zurich American Insurance Company	Ownership	.100.000	Zurich Insurance Group Ltd.	.12
		.00000					Shire Park Limited	.GBR	.OTH	Zurich Assurance Ltd	Ownership	.12.419	Zurich Insurance Group Ltd.	.12
		.00000					Societe Continentale d'Investissement Immobilier SA	.FRA	.OTH	Zurich Assurance Ltd	Ownership	.100.000	Zurich Insurance Group Ltd.	.12
		.00000					South African Nucleare Pool Administrators (Property) Limite	.ZAF	.OTH	Zurich Insurance Company South Africa Limited	Ownership	.25.000	Zurich Insurance Group Ltd.	.12
		.00000	06-1313326				South County Services Co., Inc.	.NY	.OTH	Sterling Forest LLC	Ownership	.100.000	Zurich Insurance Group Ltd.	.12
		.00000					Speigelhof Monumenten B.V.	.DEU	.OTH	RE Curve Holding B.V.	Ownership	.100.000	Zurich Insurance Group Ltd.	.12
		.00000					Speigelhof Vastgoed B.V.	.DEU	.OTH	RE Curve Holding B.V.	Ownership	.100.000	Zurich Insurance Group Ltd.	.12
.0212	Zurich U.S. Insurance Pool Group	.26387	52-0981481				Steadfast Insurance Company	.DE	.OTH	Zurich American Insurance Company	Ownership	.100.000	Zurich Insurance Group Ltd.	.12
		.00000					Steadfast Santa Clarita Holdings LLC	.DE	.OTH	Steadfast Insurance Company	Ownership	.100.000	Zurich Insurance Group Ltd.	.12
		.00000	36-4233459				Sterling Forest LLC	.DE	.OTH	Zurich American Insurance Company	Ownership	.100.000	Zurich Insurance Group Ltd.	.12
		.00000					Sterling ISA Managers (Nominees) Limited	.GBR	.OTH	Sterling ISA Managers Limited	Ownership	.100.000	Zurich Insurance Group Ltd.	.12
		.00000					Sterling ISA Managers Limited	.GBR	.OTH	Zurich Financial Services (UKISA) Limited	Ownership	.100.000	Zurich Insurance Group Ltd.	.12
		.00000					Sunley Homes Limited	.GBR	.OTH	Zurich Insurance plc	Ownership	.100.000	Zurich Insurance Group Ltd.	.12
		.00000					Swaziland Royal Insurance Corporation	.SWZ	.OTH	Zurich Insurance Company South Africa Limited	Ownership	.9.000	Zurich Insurance Group Ltd.	.12
		.00000					Swiss Insurance Management (Hong Kong) Limited	.HKG	.OTH	Zurich Insurance Holdings (Hong Kong) Limited	Ownership	.99.505	Zurich Insurance Group Ltd.	.12
		.00000					Swiss Insurance Management (Hong Kong) Limited	.HKG	.OTH	Zurich Services (Hong Kong) Limited	Ownership	.0.495	Zurich Insurance Group Ltd.	.12
		.00000					TCS Loss Adjusters Limited	.GBR	.OTH	Endsleigh Insurance Services Limited	Ownership	.100.000	Zurich Insurance Group Ltd.	.12
		.00000					TDG Tele Dienste GmbH	.DEU	.OTH	Zurich Beteiligungs-Aktiengesellschaft (Deutschland)	Ownership	.100.000	Zurich Insurance Group Ltd.	.12
		.00000					Tennyson Insurance Limited	.GBR	.OTH	Zurich Holdings (UK) Limited	Ownership	.100.000	Zurich Insurance Group Ltd.	.12
		.00000					Timosa Limited	.JRL	.OTH	Zurich Life Assurance plc	Ownership	.100.000	Zurich Insurance Group Ltd.	.12
		.00000					The Liverpool Reversionary Company Limited	.GBR	.OTH	Eagle Star Insurance Company Limited	Ownership	.100.000	Zurich Insurance Group Ltd.	.12
		.00000					The Trust Company of Scotland Limited	.GBR	.OTH	Zurich Insurance plc	Ownership	.100.000	Zurich Insurance Group Ltd.	.12
		.00000	36-3839542				The Zurich Services Corporation	.IL	.OTH	Zurich Holding Company of America, Inc.	Ownership	.100.000	Zurich Insurance Group Ltd.	.12
		.00000					TopReport Schadenbesichtigungs GmbH	.AUT	.OTH	Zurich Versicherungs-Aktiengesellschaft	Ownership	.14.286	Zurich Insurance Group Ltd.	.12
		.00000					Toscana Uno SRL	.ITA	.OTH	Zurich Insurance Company Ltd – Rappresentanza Generale per l	Ownership	.50.000	Zurich Insurance Group Ltd.	.12
		.00000	95-2670330				Truck Underwriters Association	.CA	.OTH	Farmers Group, Inc.	Ownership	.100.000	Zurich Insurance Group Ltd.	.12
		.00000					Turegum Immobilien AG	.CHE	.OTH	Zurich Versicherungs-Gesellschaft AG	Ownership	.100.000	Zurich Insurance Group Ltd.	.12

SCHEDULE Y
PART 1A - DETAIL OF INSURANCE HOLDING COMPANY SYSTEM

1	2	3	4	5	6	7	8	9	10	11	12	13	14	15
Group Code	Group Name	NAIC Company Code	ID Number	Federal RSSD	CIK	Name of Securities Exchange if Publicly Traded (U.S. or International)	Names of Parent, Subsidiaries Or Affiliates	Domi-ciliary Location	Relation-ship to Reporting Entity	Directly Controlled by (Name of Entity/Person)	Type of Control (Ownership, Board, Management, Attorney-in-Fact, Influence, Other)	If Control is Ownership Provide Percentage	Ultimate Controlling Entity(ies)/Person(s)	*
0212	Zurich U.S. Insurance Pool Group	41181	43-1249228				Universal Underwriters Insurance Company	IL	OTH	Zurich American Insurance Company	Ownership	100.000	Zurich Insurance Group Ltd.	12
0212	Zurich U.S. Insurance Pool Group	70173	43-0824418				Universal Underwriters Life Insurance Company	KS	OTH	Universal Underwriters Insurance Company	Ownership	100.000	Zurich Insurance Group Ltd.	12
0212	Zurich U.S. Insurance Pool Group	40843	36-3139101				Universal Underwriters of Texas Insurance Company	IL	OTH	Universal Underwriters Insurance Company	Ownership	100.000	Zurich Insurance Group Ltd.	12
		00000	43-1269296				Universal Underwriters Service Corporation	MO	OTH	Zurich Holding Company of America, Inc.	Ownership	100.000	Zurich Insurance Group Ltd.	12
		00000	26-1282208				Vehicle Dealer Solutions, Inc.	FL	OTH	The Zurich Services Corporation	Ownership	100.000	Zurich Insurance Group Ltd.	12
		00000					Winchester Land, LLC	FL	OTH	R3 FL Holdings, LLC	Ownership	100.000	Zurich Insurance Group Ltd.	12
		00000					Winn-Dixie MGP Manager, Inc.	DE	OTH	Zurich Structured Finance, Inc.	Ownership	100.000	Zurich Insurance Group Ltd.	12
		00000					Women on Wheels Limited	GBR	OTH	Endsleigh Insurance Services Limited	Ownership	100.000	Zurich Insurance Group Ltd.	12
		00000					Woodstock Insurance Brokers Limited	GBR	OTH	Endsleigh Insurance Services Limited	Ownership	100.000	Zurich Insurance Group Ltd.	12
		00000					World Travel Protection Canada Inc.	CAN	OTH	Zurich Canadian Holdings Limited	Ownership	100.000	Zurich Insurance Group Ltd.	12
		00000					Wren Investments Limited	GBR	OTH	Zurich Whiteley Trust Limited	Ownership	100.000	Zurich Insurance Group Ltd.	12
		00000					Wrightway Underwriting Limited	JRL	OTH	Ballykilliane Holdings Limited	Ownership	100.000	Zurich Insurance Group Ltd.	12
		00000					Z flex Gesellschaft fur Personaldienstleistungen mbH	DEU	OTH	Zurich Beteiligungs-Aktiengesellschaft (Deutschland)	Ownership	100.000	Zurich Insurance Group Ltd.	12
		00000					ZCM (U.S.) Limited	DE	OTH	Zurich Finance Company AG	Ownership	100.000	Zurich Insurance Group Ltd.	12
		00000					ZCM Asset Holding Company (Bermuda) Limited	BMJ	OTH	Zurich Finance Company AG	Ownership	100.000	Zurich Insurance Group Ltd.	12
		00000					ZCM Matched Funding Corp.	CYM	OTH	Zurich Capital Markets Inc.	Ownership	100.000	Zurich Insurance Group Ltd.	12
		00000					ZCMC II Holdings Limited	JRL	OTH	ZCM Asset Holding Company (Bermuda) Limited	Ownership	0.200	Zurich Insurance Group Ltd.	12
		00000					ZCMC II Holdings Limited	JRL	OTH	Zurich Financial Services EUB Holdings Limited	Ownership	99.800	Zurich Insurance Group Ltd.	12
		00000					Zebra Property Fund I, LP	DE	OTH	Zurich Holding Company of America, Inc.	Ownership	99.000	Zurich Insurance Group Ltd.	12
		00000	81-0680889				ZFS Finance (USA) LLC II	DE	OTH	Zurich Holding Company of America, Inc.	Ownership	100.000	Zurich Insurance Group Ltd.	12
		00000	77-0684542				ZFS Finance (USA) LLC V	DE	OTH	Zurich Holding Company of America, Inc.	Ownership	100.000	Zurich Insurance Group Ltd.	12
		00000	20-5900744				ZFUS Services, LLC	DE	OTH	Zurich Holding Company of America, Inc.	Ownership	100.000	Zurich Insurance Group Ltd.	12
		00000					ZGEE3 Limited	GBR	OTH	Zurich Insurance Company (U.K.) Limited	Ownership	100.000	Zurich Insurance Group Ltd.	12
		00000	02-0802795				ZNA Services, LLC	DE	OTH	ZFUS Services, LLC	Ownership	100.000	Zurich Insurance Group Ltd.	12
		00000					ZPC Capital Limited	GBR	OTH	Zurich Holdings (UK) Limited	Ownership	100.000	Zurich Insurance Group Ltd.	12
		00000					ZSF 00-1, Inc.	IL	OTH	CTH Affordable Housing Corporation	Ownership	100.000	Zurich Insurance Group Ltd.	12
		00000					ZSF 02-1, Inc.	IL	OTH	CTH Affordable Housing Corporation	Ownership	100.000	Zurich Insurance Group Ltd.	12
		00000					ZSF 99-4, Inc.	IL	OTH	CTH Affordable Housing Corporation	Ownership	100.000	Zurich Insurance Group Ltd.	12
		00000					ZSF Apollo Corporation	IL	OTH	CTH Affordable Housing Corporation	Ownership	100.000	Zurich Insurance Group Ltd.	12
		00000					ZSF Landmark Corporation	IL	OTH	CTH Affordable Housing Corporation	Ownership	100.000	Zurich Insurance Group Ltd.	12
		00000					ZSF/Land Parcels LLC	DE	OTH	Zurich Structured Finance, Inc.	Ownership	100.000	Zurich Insurance Group Ltd.	12
		00000					ZSF Newport I Corporation	IL	OTH	CTH Affordable Housing Corporation	Ownership	100.000	Zurich Insurance Group Ltd.	12
		00000					ZSF/Bloomington, LLC	DE	OTH	Bloomington Office LP	Ownership	100.000	Zurich Insurance Group Ltd.	12
		00000					ZSF / Collierville, LLC	DE	OTH	Collierville Center, LP	Ownership	100.000	Zurich Insurance Group Ltd.	12
		00000					ZSF/Dallas Tower, LLC	DE	OTH	Dallas Tower LP	Ownership	100.000	Zurich Insurance Group Ltd.	12
		00000					ZSF/Kansas, LLC	DE	OTH	Kansas City Office LP	Ownership	100.000	Zurich Insurance Group Ltd.	12
		00000					ZSF KY Annex, LLC	DE	OTH	Euclid KY Annex, LP	Ownership	100.000	Zurich Insurance Group Ltd.	12
		00000					ZSF / Office NY, LLC	DE	OTH	Euclid Office LP	Ownership	100.000	Zurich Insurance Group Ltd.	12
		00000					ZSF / Office NV, LLC	DE	OTH	Euclid Office LP	Ownership	100.000	Zurich Insurance Group Ltd.	12
		00000					ZSF / Office FL, LLC	DE	OTH	Euclid Office LP	Ownership	100.000	Zurich Insurance Group Ltd.	12
		00000					ZSF / Office KY, LLC	DE	OTH	Euclid Office LP	Ownership	100.000	Zurich Insurance Group Ltd.	12
		00000					ZSF/Research Gateway, LLC	DE	OTH	Raleigh/Durham Offices, L.P.	Ownership	100.000	Zurich Insurance Group Ltd.	12
		00000					ZSF/Seabrook, LLC	DE	OTH	Seabrook Warehouse LP	Ownership	100.000	Zurich Insurance Group Ltd.	12
		00000					ZSF/WD Fitzgerald, LLC	DE	OTH	Euclid Warehouses LP	Ownership	100.000	Zurich Insurance Group Ltd.	12

SCHEDULE Y
PART 1A - DETAIL OF INSURANCE HOLDING COMPANY SYSTEM

1	2	3	4	5	6	7	8	9	10	11	12	13	14	15
Group Code	Group Name	NAIC Company Code	ID Number	Federal RSSD	CIK	Name of Securities Exchange if Publicly Traded (U.S. or International)	Names of Parent, Subsidiaries Or Affiliates	Domi-ciliary Location	Relation-ship to Reporting Entity	Directly Controlled by (Name of Entity/Person)	Type of Control (Ownership, Board, Management, Attorney-in-Fact, Influence, Other)	If Control is Ownership Provide Percentage	Ultimate Controlling Entity(ies)/Person(s)	*
		00000					ZSF/WD Hammond, LLC	DE	OTH	Euclid Warehouses LP	Ownership	100.000	Zurich Insurance Group Ltd.	12
		00000					ZSF/WD Montgomery 31, LLC	DE	OTH	Euclid Warehouses LP	Ownership	100.000	Zurich Insurance Group Ltd.	12
		00000					ZSF/WD Jacksonville, LLC	DE	OTH	Euclid Warehouses LP	Ownership	100.000	Zurich Insurance Group Ltd.	12
		00000					ZSF/WD Opa Locka, LLC	DE	OTH	Euclid Warehouses LP	Ownership	100.000	Zurich Insurance Group Ltd.	12
		00000					ZSF/WD Orlando, LLC	DE	OTH	Euclid Warehouses LP	Ownership	100.000	Zurich Insurance Group Ltd.	12
		00000	36-3096373				ZSFH LLC	DE	OTH	Zurich Holding Company of America, Inc.	Ownership	100.000	Zurich Insurance Group Ltd.	12
		00000					ZSG Kfz-ZulassungsservicegesmbH	AUT	OTH	Zurich Versicherungs-Aktiengesellschaft	Ownership	33.333	Zurich Insurance Group Ltd.	12
		00000					ZSL Financing Limited	GBR	OTH	Zurich Holdings (UK) Limited	Ownership	1.000	Zurich Insurance Group Ltd.	12
		00000					ZSL Financing Limited	GBR	OTH	Zurich Specialties London Limited	Ownership	99.000	Zurich Insurance Group Ltd.	12
		00000					Zurich – Companhia de Seguros Vida S.A.	PRT	OTH	Zurich Finanz-Gesellschaft AG	Ownership	0.000	Zurich Insurance Group Ltd.	12
		00000					Zurich – Companhia de Seguros Vida S.A.	PRT	OTH	Zurich Investments Life S.p.A.	Ownership	0.000	Zurich Insurance Group Ltd.	12
										Zurich Lebensversicherungs-Gesellschaft AG	Ownership	100.000	Zurich Insurance Group Ltd.	12
		00000					Zurich – Companhia de Seguros Vida S.A.	PRT	OTH	Zurich Versicherungs-Gesellschaft AG	Ownership	0.000	Zurich Insurance Group Ltd.	12
										Zurich Vida, Companhia de Seguros y Reaseguros, S.A. – Sociad	Ownership	0.000	Zurich Insurance Group Ltd.	12
		00000					Zurich Administradora General de Fondos S.A.	CHL	OTH	Chilena Consolidada Seguros de Vida S.A.	Ownership	99.970	Zurich Insurance Group Ltd.	12
		00000					Zurich Administradora General de Fondos S.A.	CHL	OTH	Inversiones Suizo Chilena S.A.	Ownership	0.030	Zurich Insurance Group Ltd.	12
		00000					Zurich Advice Network Limited	GBR	OTH	Allied Dunbar Assurance plc	Ownership	100.000	Zurich Insurance Group Ltd.	12
		00000					Zurich AFIN Mexico, S.A. DE C.V.	MEX	OTH	Zurich Compania de Sefuros, S.A.	Ownership	0.002	Zurich Insurance Group Ltd.	12
		00000					Zurich AFIN Mexico, S.A. DE C.V.	MEX	OTH	Zurich Versicherungs-Gesellschaft AG	Ownership	99.998	Zurich Insurance Group Ltd.	12
		00000	04-3126497				Zurich Agency Services Inc.	MA	OTH	Zurich Holding Company of America, Inc.	Ownership	100.000	Zurich Insurance Group Ltd.	12
		00000	86-1164252				Zurich Alternative Asset Management, LLC	DE	OTH	Zurich Holding Company of America, Inc.	Ownership	100.000	Zurich Insurance Group Ltd.	12
		00000					Zurich America Latina Serviços Brasil Ltda.	BRA	OTH	Zurich Lebensversicherungs-Gesellschaft AG	Ownership	0.010	Zurich Insurance Group Ltd.	12
		00000					Zurich America Latina Serviços Brasil Ltda.	BRA	OTH	Zurich Versicherungs-Gesellschaft AG	Ownership	99.990	Zurich Insurance Group Ltd.	12
		00000	36-6169781				Zurich American Corporation	DE	OTH	Zurich Holding Company of America, Inc.	Ownership	100.000	Zurich Insurance Group Ltd.	12
0212	Zurich U.S. Insurance Pool Group	16535	36-4233459				Zurich American Insurance Company	NY	OTH	Zurich Holding Company of America, Inc.	Ownership	100.000	Zurich Insurance Group Ltd.	12
0212	Zurich U.S. Insurance Pool Group	27855	36-2781080				Zurich American Insurance Company of Illinois	IL	OTH	American Zurich Insurance Company	Ownership	100.000	Zurich Insurance Group Ltd.	12
0212	Zurich Ins Group	90557	36-3050975		000351754		Zurich American Life Insurance Company	IL	OTH	Zurich American Corporation	Ownership	100.000	Zurich Insurance Group Ltd.	12
0212	Zurich Ins Group	14178	27-4746162				Zurich American Life Insurance Company of New York	NY	OTH	Zurich American Life Insurance Company	Ownership	100.000	Zurich Insurance Group Ltd.	12
		00000												
		00000	AA-2130022				Zurich Argentina Cia. de Seguros S.A.	ARG	OTH	Inversiones Suizo-Argentina S.A.	Ownership	55.461	Zurich Insurance Group Ltd.	12
		00000					Zurich Argentina Cia. de Seguros S.A.	ARG	OTH	Zurich Versicherungs-Gesellschaft AG	Ownership	44.536	Zurich Insurance Group Ltd.	12
		00000	AA-2130022				Zurich Argentina Compañía de Seguros de Retiro S.A.	ARG	OTH	Zurich Argentina Cia. de Seguros S.A.	Ownership	46.642	Zurich Insurance Group Ltd.	12
		00000					Zurich Argentina Compañía de Seguros de Retiro S.A.	ARG	OTH	Zurich Versicherungs-Gesellschaft AG	Ownership	53.358	Zurich Insurance Group Ltd.	12
		00000					Zurich Asset Management Gerente de Fondos Comunes de Inversi	ARG	OTH	Inversiones Suizo-Argentina S.A.	Ownership	90.000	Zurich Insurance Group Ltd.	12
		00000					Zurich Asset Management Gerente de Fondos Comunes de Inversi	ARG	OTH	Isis S.A.	Ownership	10.000	Zurich Insurance Group Ltd.	12
		00000					Zurich Assurance (2004) plc	GBR	OTH	Zurich Assurance Ltd	Ownership	100.000	Zurich Insurance Group Ltd.	12
		00000					Zurich Assurance Ltd	GBR	OTH	Eagle Star Holdings Limited	Ownership	100.000	Zurich Insurance Group Ltd.	12
		00000					ZURICH Assurances Maroc	MAR	OTH	SARL Marofinac	Ownership	30.099	Zurich Insurance Group Ltd.	12
		00000					ZURICH Assurances Maroc	MAR	OTH	Zurich Versicherungs-Gesellschaft AG	Ownership	67.627	Zurich Insurance Group Ltd.	12

SCHEDULE Y
PART 1A - DETAIL OF INSURANCE HOLDING COMPANY SYSTEM

1	2	3	4	5	6	7	8	9	10	11	12 Type of Control (Ownership, Board, Management, Attorney-in-Fact, Influence, Other)	13 If Control is Owner- ship Provide Percent- age	14 Ultimate Controlling Entity(ies)/Person(s)	15
Group Code	Group Name	NAIC Company Code	ID Number	Federal RSSD	CIK	Name of Securities Exchange if Publicly Traded (U.S. or International)	Names of Parent, Subsidiaries Or Affiliates	Domi- ciliary Loca- tion	Relation- ship to Reporting Entity	Directly Controlled by (Name of Entity/Person)				*
		.00000					Zurich Australia Limited	.AUS	.OTH	Zurich Financial Services Australia Limited	Ownership	.100.000	Zurich Insurance Group Ltd.	.12
		.00000	AA-1930995				Zurich Australian Insurance Limited	.AUS	.OTH	Zurich Financial Services Australia Limited	Ownership	.100.000	Zurich Insurance Group Ltd.	.12
		.00000					Zurich Australian Insurance Properties Pty Limited	.AUS	.OTH	Zurich Australia Limited	Ownership	.40.000	Zurich Insurance Group Ltd.	.12
		.00000					Zurich Australian Insurance Properties Pty Limited	.AUS	.OTH	Zurich Australian Insurance Limited	Ownership	.60.000	Zurich Insurance Group Ltd.	.12
		.00000					Zurich Australian Superannuation Pty Limited	.AUS	.OTH	Zurich Financial Services Australia Limited	Ownership	.100.000	Zurich Insurance Group Ltd.	.12
		.00000					Zurich Bank International Limited	.GBR	.OTH	Dunbar Assets Ireland	Ownership	.100.000	Zurich Insurance Group Ltd.	.12
		.00000	13-4186554				Zurich Benefit Finance LLC	.DE	.OTH	Zurich Holding Company of America, Inc.	Ownership	.100.000	Zurich Insurance Group Ltd.	.12
		.00000					Zurich Beteiligungs-Aktiengesellschaft (Deutschland)	.DEU	.OTH	Zurich IT Service AG Niederlassung fur Deutschland	Ownership	.82.617	Zurich Insurance Group Ltd.	.12
		.00000					Zurich Beteiligungs-Aktiengesellschaft (Deutschland)	.DEU	.OTH	Zurich Leben Service AG Niederlassung fur Deutschland	Ownership	.17.383	Zurich Insurance Group Ltd.	.12
		.00000					Zurich Building Control Services Limited	.GBR	.OTH	Zurich Holdings (UK) Limited	Ownership	.100.000	Zurich Insurance Group Ltd.	.12
		.00000					Zurich Canadian Holdings Limited	.CAN	.OTH	Zurich Insurance Company Ltd, Canadian Branch	Ownership	.68.819	Zurich Insurance Group Ltd.	.12
		.00000					Zurich Canadian Holdings Limited	.CAN	.OTH	Zurich Versicherungs-Gesellschaft AG	Ownership	.31.181	Zurich Insurance Group Ltd.	.12
		.00000					Zurich Brasil Capitalizacao S.A	.BRA	.OTH	Zurich Versicherungs-Gesellschaft AG	Ownership	.100.000	Zurich Insurance Group Ltd.	.12
		.00000			0001028769		Zurich Capital Markets Inc.	.DE	.OTH	ZCM (U.S.) Limited	Ownership	.100.000	Zurich Insurance Group Ltd.	.12
		.00000					Zurich Capital Markets Securities Inc.	.DE	.OTH	Zurich Capital Markets Inc.	Ownership	.100.000	Zurich Insurance Group Ltd.	.12
		.00000					Zurich Colombia Seguros S.A.	.COL	.OTH	Zurich Versicherungs-Gesellschaft AG	Ownership	.94.900	Zurich Insurance Group Ltd.	.12
		.00000					Zurich Colombia Seguros S.A.	.COL	.OTH	Zurich Lebensversicherungs-Gesellschaft AG	Ownership	.5.100	Zurich Insurance Group Ltd.	.12
		.00000					Zurich Community Trust (UK) Limited	.GBR	.OTH	Zurich Financial Services (UKISA) Limited	Ownership	.50.000	Zurich Insurance Group Ltd.	.12
		.00000					Zurich Community Trust (UK) Limited	.GBR	.OTH	Zurich Financial Services (UKISA) Nominees Limited	Ownership	.50.000	Zurich Insurance Group Ltd.	.12
		.00000					Zurich Compania de Reaseguros Argentina S.A.	.ARG	.OTH	Zurich Versicherungs-Gesellschaft AG	Ownership	.5.000	Zurich Insurance Group Ltd.	.12
		.00000					Zurich Compania de Reaseguros Argentina S.A.	.ARG	.OTH	Inversiones Suizo-Argentina S.A.	Ownership	.95.000	Zurich Insurance Group Ltd.	.12
		.00000					Zurich, Compania de Seguros, S.A.	.MEX	.OTH	Zurich Versicherungs-Gesellschaft AG	Ownership	.99.883	Zurich Insurance Group Ltd.	.12
		.00000					Zurich Computer Services Limited	.GBR	.OTH	Allied Dunbar Assurance plc	Ownership	.100.000	Zurich Insurance Group Ltd.	.12
		.00000					Zurich Consultoria de Riesgos, C.A.	.VEN	.OTH	Zurich Seguros, S.A.	Ownership	.99.990	Zurich Insurance Group Ltd.	.12
		.00000					Zurich Corredora de Bolsa S.A.	.CHL	.OTH	Inversiones Suizo Chilena S.A.	Ownership	.99.000	Zurich Insurance Group Ltd.	.12
		.00000					Zurich Corredora de Bolsa S.A.	.CHL	.OTH	Zurich Investments Chile S.A.	Ownership	.1.000	Zurich Insurance Group Ltd.	.12
		.00000	36-4412924				Zurich CZI Management Holding Ltd.	.DE	.OTH	Zurich Global Investment Management Inc.	Ownership	.100.000	Zurich Insurance Group Ltd.	.12
		.00000					Zurich Deutscher Herold Lebensversicherung Aktiengesellschaf	.DEU	.OTH	Deutscher Herold Aktiengesellschaft	Ownership	.67.540	Zurich Insurance Group Ltd.	.12
		.00000					Zurich Deutscher Herold Lebensversicherung Aktiengesellschaf	.DEU	.OTH	Zurich Beteiligungs-Aktiengesellschaft (Deutschland)	Ownership	.32.460	Zurich Insurance Group Ltd.	.12
		.00000	95-4773780				Zurich E&S Insurance Brokerage, Inc.	.CA	.OTH	Zurich American Insurance Company	Ownership	.100.000	Zurich Insurance Group Ltd.	.12
		.00000					Zurich Employment Services Limited	.GBR	.OTH	Zurich Financial Services (UKISA) Limited	Ownership	.100.000	Zurich Insurance Group Ltd.	.12
		.00000					Zurich Eurolife S.A.	.LUX	.OTH	Zurich Lebensversicherungs-Gesellschaft AG	Ownership	.90.000	Zurich Insurance Group Ltd.	.12
		.00000					Zurich Eurolife S.A.	.LUX	.OTH	Zurich Versicherungs-Gesellschaft AG	Ownership	.10.000	Zurich Insurance Group Ltd.	.12

SCHEDULE Y
PART 1A - DETAIL OF INSURANCE HOLDING COMPANY SYSTEM

1	2	3	4	5	6	7	8	9	10	11	12	13	14	15
Group Code	Group Name	NAIC Company Code	ID Number	Federal RSSD	CIK	Name of Securities Exchange if Publicly Traded (U.S. or International)	Names of Parent, Subsidiaries Or Affiliates	Domi-ciliary Loca-tion	Relation-ship to Reporting Entity	Directly Controlled by (Name of Entity/Person)	Type of Control (Ownership, Board, Management, Attorney-in-Fact, Influence, Other)	If Control is Ownership Provide Percentage	Ultimate Controlling Entity(ies)/Person(s)	*
		00000					Zurich Fianzas Mexico, S.A.DE C.V.	MEX	OTH	Zurich Versicherungs-Gesellschaft AG	Ownership.....	100.000	Zurich Insurance Group Ltd.	12
		00000					Zurich Finance (Bermuda) Ltd.	BMU	OTH	Zurich Versicherungs-Gesellschaft AG	Ownership.....	100.000	Zurich Insurance Group Ltd.	12
		00000					Zurich Finance (Luxembourg) S.A.	LUX	OTH	Zurich Lebensversicherungs-Gesellschaft AG	Ownership.....	0.081	Zurich Insurance Group Ltd.	12
		00000					Zurich Finance (Luxembourg) S.A.	LUX	OTH	Zurich Versicherungs-Gesellschaft AG	Ownership.....	99.919	Zurich Insurance Group Ltd.	12
		00000					Zurich Finance (UK) plc	GBR	OTH	Zurich Financial Services (UKISA) Limited	Ownership.....	99.998	Zurich Insurance Group Ltd.	12
		00000					Zurich Finance (UK) plc	GBR	OTH	Zurich Financial Services (UKISA) Nominees Limited	Ownership.....	0.002	Zurich Insurance Group Ltd.	12
		00000					Zurich Finance Company AG	CHE	OTH	Zurich Versicherungs-Gesellschaft AG	Ownership.....	100.000	Zurich Insurance Group Ltd.	12
		00000					Zurich Financial Management Limited	GBR	OTH	Allied Dunbar Assurance plc	Ownership.....	100.000	Zurich Insurance Group Ltd.	12
		00000					Zurich Financial Services (Channel Islands) Limited	JEY	OTH	Zurich Financial Services (UKISA) Limited	Ownership.....	99.909	Zurich Insurance Group Ltd.	12
		00000					Zurich Financial Services (Channel Islands) Limited	JEY	OTH	Zurich Financial Services (UKISA) Nominees Limited	Ownership.....	0.091	Zurich Insurance Group Ltd.	12
		00000					Zurich Financial Services (Isle of Man) Group Services Limit	GBR	OTH	Zurich Versicherungs-Gesellschaft AG	Ownership.....	100.000	Zurich Insurance Group Ltd.	12
		00000					Zurich Financial Services (Isle of Man) Holdings Limited	GBR	OTH	Zurich Versicherungs-Gesellschaft AG	Ownership.....	100.000	Zurich Insurance Group Ltd.	12
		00000					Zurich Financial Services (Isle of Man) Insurance Manager Lt	GBR	OTH	Zurich Versicherungs-Gesellschaft AG	Ownership.....	100.000	Zurich Insurance Group Ltd.	12
		00000					Zurich Financial Services (UKISA) Group Services Limited	GBR	OTH	Zurich Financial Services (UKISA) Limited	Ownership.....	100.000	Zurich Insurance Group Ltd.	12
		00000					Zurich Financial Services (UKISA) Limited	GBR	OTH	Allied Zurich Holdings Limited	Ownership.....	90.316	Zurich Insurance Group Ltd.	12
		00000					Zurich Financial Services (UKISA) Limited	GBR	OTH	Zurich Insurance plc	Ownership.....	9.684	Zurich Insurance Group Ltd.	12
		00000					Zurich Financial Services (UKISA) Nominees Limited	GBR	OTH	Zurich Financial Services (UKISA) Limited	Ownership.....	100.000	Zurich Insurance Group Ltd.	12
		00000	AA-1930995				Zurich Financial Services Australia Limited	AUS	OTH	Zurich Versicherungs-Gesellschaft AG	Ownership.....	100.000	Zurich Insurance Group Ltd.	12
		00000					Zurich Financial Services EUB Holdings Limited	JRL	OTH	Zurich Finance Company AG	Ownership.....	0.083	Zurich Insurance Group Ltd.	12
		00000					Zurich Financial Services EUB Holdings Limited	JRL	OTH	Zurich Insurance Group Ltd.	Ownership.....	99.917	Zurich Insurance Group Ltd.	12
		00000					Zurich Financial Services UK Pension Trustee Limited	GBR	OTH	Zurich Financial Services (UKISA) Limited	Ownership.....	99.000	Zurich Insurance Group Ltd.	12
		00000					Zurich Finanz-Gesellschaft AG	CHE	OTH	Zurich Versicherungs-Gesellschaft AG	Ownership.....	100.000	Zurich Insurance Group Ltd.	12
		00000	AA-0053640				Zurich F&I Reinsurance T&C Limited	TCA	OTH	Zurich Agency Services Inc.	Ownership.....	0.001	Zurich Insurance Group Ltd.	12
		00000	AA-0053640				Zurich F&I Reinsurance T&C Limited	TCA	OTH	Universal Underwriters Service Corporation	Ownership.....	100.000	Zurich Insurance Group Ltd.	12
		00000					Zurich General Insurance Company (China) Limited	CHN	OTH	Zurich Versicherungs-Gesellschaft AG	Ownership.....	100.000	Zurich Insurance Group Ltd.	12
		00000					Zurich General Partner (Scotland) Ltd	GBR	OTH	Allied Zurich Holdings Limited	Ownership.....	100.000	Zurich Insurance Group Ltd.	12
		00000					Zurich GL Servicios Mexico, S.A. de C.V.	MEX	OTH	Zurich Vida, Compañía de Seguros, S.A.	Ownership.....	95.000	Zurich Insurance Group Ltd.	12
		00000					Zurich GL Servicios Mexico, S.A. de C.V.	MEX	OTH	Zurich Compañía de Seguros, S.A.	Ownership.....	5.000	Zurich Insurance Group Ltd.	12
		00000					Zurich Global Corporate UK Limited	GBR	OTH	Zurich Holdings (UK) Limited	Ownership.....	100.000	Zurich Insurance Group Ltd.	12
		00000	04-3729755				Zurich Global Investment Management Inc.	DE	OTH	Zurich Holding Company of America, Inc.	Ownership.....	100.000	Zurich Insurance Group Ltd.	12
		00000	AA-3190947				Zurich Global, Ltd.	BMU	OTH	Zurich Holding Company of America, Inc.	Ownership.....	100.000	Zurich Insurance Group Ltd.	12
		00000					Zurich Group Funding Luxembourg S.A.	LUX	OTH	Zurich Lebensversicherungs-Gesellschaft AG	Ownership.....	0.020	Zurich Insurance Group Ltd.	12
		00000					Zurich Group Funding Luxembourg S.A.	LUX	OTH	Zurich Versicherungs-Gesellschaft AG	Ownership.....	99.980	Zurich Insurance Group Ltd.	12
		00000					Zurich Group Pension Services (UK) Ltd	GBR	OTH	Zurich Assurance Ltd	Ownership.....	100.000	Zurich Insurance Group Ltd.	12

SCHEDULE Y
PART 1A - DETAIL OF INSURANCE HOLDING COMPANY SYSTEM

1	2	3	4	5	6	7	8	9	10	11	12	13	14	15
Group Code	Group Name	NAIC Company Code	ID Number	Federal RSSD	CIK	Name of Securities Exchange if Publicly Traded (U.S. or International)	Names of Parent, Subsidiaries Or Affiliates	Domi-ciliary Loca-tion	Relation-ship to Reporting Entity	Directly Controlled by (Name of Entity/Person)	Type of Control (Ownership, Board, Management, Attorney-in-Fact, Influence, Other)	If Control is Ownership Provide Percentage	Ultimate Controlling Entity(ies)/Person(s)	*
		.00000					Zurich GSG LimitedGBR	OTH.....	Zurich GSH Limited	Ownership.....	100.000	Zurich Insurance Group Ltd.	12
		.00000					Zurich GSH LimitedGBR	OTH.....	Zurich Holdings (UK) Limited	Ownership.....	100.000	Zurich Insurance Group Ltd.	12
		.00000	36-3096373				Zurich Holding Company of America, Inc.DE	OTH.....	Crown Management Services Limited	Ownership.....	.0.820	Zurich Insurance Group Ltd.	12
		.00000	36-3096373				Zurich Holding Company of America, Inc.DE	OTH.....	Zurich Versicherungs-Gesellschaft AG	Ownership.....	99.180	Zurich Insurance Group Ltd.	12
		.00000					Zurich Holding Ireland LimitedJRL	OTH.....	Zurich Versicherungs-Gesellschaft AG	Ownership.....	100.000	Zurich Insurance Group Ltd.	12
		.00000					Zurich Holdings (UK) LimitedGBR	OTH.....	Zurich Versicherungs-Gesellschaft AG	Ownership.....	100.000	Zurich Insurance Group Ltd.	12
							Zurich Immobilien							
		.00000					Liegenschaftsverwaltungs-GesmbHAUT	OTH.....	Zurich Versicherungs-Gesellschaft AG	Ownership.....	100.000	Zurich Insurance Group Ltd.	12
		.00000					Zurich IMRE AGCHE	OTH.....	Zurich Versicherungs-Gesellschaft AG	Ownership.....	100.000	Zurich Insurance Group Ltd.	12
							Zurich Independent Wealth Management							
		.00000					LimitedGBR	OTH.....	Allied Dunbar Assurance plc	Ownership.....	100.000	Zurich Insurance Group Ltd.	12
		.00000	AA-5280035				Zurich Insurance (Taiwan) Ltd.TWN	OTH.....	Zurich Versicherungs-Gesellschaft AG	Ownership.....	99.726	Zurich Insurance Group Ltd.	12
							Zurich Insurance Brokers (Beijing) Company			Zurich Insurance Holdings (Hong Kong)				
		.00000					LimitedCHN	OTH.....	Limited	Ownership.....	24.510	Zurich Insurance Group Ltd.	12
		.00000					Zurich Insurance Company (U.K.) LimitedGBR	OTH.....	Zurich Versicherungs-Gesellschaft AG	Ownership.....	100.000	Zurich Insurance Group Ltd.	12
										Zurich Insurance Company South Africa				
		.00000					Zurich Insurance Company Botswana LtdBWA	OTH.....	Limited	Ownership.....	100.000	Zurich Insurance Group Ltd.	12
							Zurich Insurance Company Escritorio de							
		.00000					Representacao no BrasBRA	OTH.....	Zurich Versicherungs-Gesellschaft AG	Ownership.....	100.000	Zurich Insurance Group Ltd.	12
							Zurich Insurance Company Ltd., Beijing							
		.00000					Representative OfficeCHN	OTH.....	Zurich Versicherungs-Gesellschaft AG	Ownership.....	100.000	Zurich Insurance Group Ltd.	12
							Zurich Insurance Company Ltd., Oficina de							
		.00000					RepresentacionCOL	OTH.....	Zurich Versicherungs-Gesellschaft AG	Ownership.....	100.000	Zurich Insurance Group Ltd.	12
							Zurich Insurance Company Ltd.,							
		.00000					Representative Office Buenos AiresARG	OTH.....	Zurich Versicherungs-Gesellschaft AG	Ownership.....	100.000	Zurich Insurance Group Ltd.	12
							Zurich Insurance Company South Africa							
		.00000	AA-1990925				LimitedZAF	OTH.....	SA Fire House Limited	Ownership.....	58.950	Zurich Insurance Group Ltd.	12
		.00000			0001127799		Zurich Insurance Group Ltd.CHE	OTH.....	Board of Directors	Board		Shareholders	
							Zurich Insurance Holdings (Hong Kong)							
		.00000					LimitedHKG	OTH.....	Zurich Versicherungs-Gesellschaft AG	Ownership.....	100.000	Zurich Insurance Group Ltd.	12
		.00000					Zurich Insurance Malaysia BerhadMYS	OTH.....	Zurich Versicherungs-Gesellschaft AG	Ownership.....	100.000	Zurich Insurance Group Ltd.	12
		.00000					Zurich Insurance Middle East S.A.L.LBN	OTH.....	Zurich Versicherungs-Gesellschaft AG	Ownership.....	99.541	Zurich Insurance Group Ltd.	12
										Zurich Beteiligungs-Aktiengesellschaft				
		.00000	AA-1780059				Zurich Insurance plcJRL	OTH.....	(Deutschland)	Ownership.....	25.074	Zurich Insurance Group Ltd.	8
		.00000	AA-1780059				Zurich Insurance plcJRL	OTH.....	Zurich Holding Ireland Limited	Ownership.....	70.405	Zurich Insurance Group Ltd.	8
										Zurich Insurance Company Ltd -				
		.00000	AA-1780059				Zurich Insurance plcJRL	OTH.....	Rappresentanza Generale per l	Ownership.....	4.521	Zurich Insurance Group Ltd.	8
							Zurich Insurance plc, Representative							
		.00000					Office Buenos AiresARG	OTH.....	Zurich Insurance plc	Ownership.....	100.000	Zurich Insurance Group Ltd.	12
										Zurich Financial Services (UKISA)				
		.00000					Zurich Intermediary Group LimitedGBR	OTH.....	Limited	Ownership.....	100.000	Zurich Insurance Group Ltd.	12
										Zurich Financial Services (UKISA)				
		.00000					Zurich Intermediary Group LimitedGBR	OTH.....	Nominees Limited	Ownership.....	0.000	Zurich Insurance Group Ltd.	12
							Zurich Internacional de Venezuela, C.A. de							
		.00000					Corretaje de ReasVEN	OTH.....	Zurich Versicherungs-Gesellschaft AG	Ownership.....	100.000	Zurich Insurance Group Ltd.	12
										Zurich Insurance Company Ltd, Bermuda				
		.00000	AA-3190185				Zurich International (Bermuda) Ltd.BMJ	OTH.....	Branch	Ownership.....	29.268	Zurich Insurance Group Ltd.	12
		.00000	AA-3190185				Zurich International (Bermuda) Ltd.BMJ	OTH.....	Zurich Versicherungs-Gesellschaft AG	Ownership.....	70.732	Zurich Insurance Group Ltd.	12
		.00000	AA-1120018				Zurich International (UK) LimitedGBR	OTH.....	Zurich Holdings (UK) Limited	Ownership.....	100.000	Zurich Insurance Group Ltd.	12
		.00000					Zurich International Life LimitedGBR	OTH.....	Zurich Versicherungs-Gesellschaft AG	Ownership.....	100.000	Zurich Insurance Group Ltd.	12

ANNUAL STATEMENT FOR THE YEAR 2015 OF THE FARMERS INSURANCE OF COLUMBUS, INC.

SCHEDULE Y

PART 1A - DETAIL OF INSURANCE HOLDING COMPANY SYSTEM

1	2	3	4	5	6	7	8	9	10	11	12	13	14	15
Group Code	Group Name	NAIC Company Code	ID Number	Federal RSSD	CIK	Name of Securities Exchange if Publicly Traded (U.S. or International)	Names of Parent, Subsidiaries Or Affiliates	Domi-ciliary Location	Relation-ship to Reporting Entity	Directly Controlled by (Name of Entity/Person)	Type of Control (Ownership, Board, Management, Attorney-in-Fact, Influence, Other)	If Control is Ownership Provide Percentage	Ultimate Controlling Entity(ies)/Person(s)	*
		..00000					Zurich International Services (Luxembourg) S.A.	..LUX	...OTH	Zurich Eurolife S.A.	Ownership	...0.040	Zurich Insurance Group Ltd.	...12
		..00000					Zurich International Services (Luxembourg) S.A.	..LUX	...OTH	Zurich Versicherungs-Gesellschaft AG	Ownership	...99.960	Zurich Insurance Group Ltd.	...12
		..00000					Zurich International Solutions Limited	..GBR	...OTH	Zurich Assurance Ltd	Ownership	...100.000	Zurich Insurance Group Ltd.	...12
		..00000					Zurich Invest AG	..CHE	...OTH	Zurich Versicherungs-Gesellschaft AG	Ownership	...100.000	Zurich Insurance Group Ltd.	...12
		..00000					Zurich Investment Management AG	..CHE	...OTH	Farmers Group, Inc.	Ownership	...80.000	Zurich Insurance Group Ltd.	...11
		..00000					Zurich Investment Management AG	..CHE	...OTH	Zurich Versicherungs-Gesellschaft AG	Ownership	...20.000	Zurich Insurance Group Ltd.	...12
		..00000					Zurich Investment Management Limited	..AUS	...OTH	Zurich Australia Limited	Ownership	...100.000	Zurich Insurance Group Ltd.	...12
		..00000					Zurich Investment Services Limited	..BMU	...OTH	QMSH Limited	Ownership	...100.000	Zurich Insurance Group Ltd.	...12
		..00000					Zurich Investment Services (UK) Limited	..GBR	...OTH	Allied Zurich Holdings Limited	Ownership	...100.000	Zurich Insurance Group Ltd.	...12
		..00000								Chilena Consolidada Seguros de Vida S.A.				
		..00000					Zurich Investments Chile S.A.	..CHL	...OTH		Ownership	...0.001	Zurich Insurance Group Ltd.	...12
		..00000					Zurich Investments Chile S.A.	..CHL	...OTH	Inversiones Suizo Chilena S.A.	Ownership	...99.999	Zurich Insurance Group Ltd.	...12
		..00000								Zurich Insurance Company Ltd - Rappresentanza Generale per l	Ownership	...100.000	Zurich Insurance Group Ltd.	...12
		..00000					Zurich Investments Life S.p.A.	..ITA	...OTH	Zurich Beteiligungs-Aktiengesellschaft (Deutschland)	Ownership	...100.000	Zurich Insurance Group Ltd.	...12
		..00000					Zurich Kunden Center GmbH	..DEU	...OTH		Ownership	...100.000	Zurich Insurance Group Ltd.	...12
		..00000					Zurich JVCompany Servicios Mexico, S.A. DE C.V.	..MEX	...OTH	Zurich Vida, Compania de Seguros, S.A.	Ownership	...0.002	Zurich Insurance Group Ltd.	...12
		..00000					Zurich JVCompany Servicios Mexico, S.A. DE C.V.	..MEX	...OTH	Zurich Santander Seguros Mexico, S.A.	Ownership	...99.998	Zurich Insurance Group Ltd.	...12
		..00000	26-0530367				Zurich Latin America Corporation	..FL	...OTH	The Zurich Services Corporation	Ownership	...100.000	Zurich Insurance Group Ltd.	...12
		..00000					Zurich Latin America Holding S.L. - Sociedad Unipersonal	..ESP	...OTH	Zurich Lebensversicherungs-Gesellschaft AG	Ownership	...100.000	Zurich Insurance Group Ltd.	...12
		..00000					Zurich Latin American Services S.A.	..ARG	...OTH	Inversiones Suizo-Argentina S.A.	Ownership	...6.320	Zurich Insurance Group Ltd.	...12
		..00000					Zurich Latin American Services S.A.	..ARG	...OTH	Zurich Versicherungs-Gesellschaft AG	Ownership	...93.680	Zurich Insurance Group Ltd.	...12
		..00000					Zurich Lebensversicherungs-Gesellschaft AG							
		..00000						..CHE	...OTH	Zurich Versicherungs-Gesellschaft AG	Ownership	...100.000	Zurich Insurance Group Ltd.	...12
		..00000					Zurich Leisure Services Limited	..GBR	...OTH	Allied Dunbar Assurance plc	Ownership	...100.000	Zurich Insurance Group Ltd.	...12
		..00000					Zurich Life Assurance plc	..JRL	...OTH	Zurich Holding Ireland Limited	Ownership	...100.000	Zurich Insurance Group Ltd.	...12
		..00000					Zurich Life Insurance Company Ltd., Representative office Buenos Aires	..ARG	...OTH	Zurich Lebensversicherungs-Gesellschaft AG	Ownership	...100.000	Zurich Insurance Group Ltd.	...12
		..00000					Zurich Life Insurance (Singapore) Pte Ltd	..SGP	...OTH	Zurich Versicherungs-Gesellschaft AG	Ownership	...100.000	Zurich Insurance Group Ltd.	...12
		..00000								Zurich Insurance Company South Africa Limited	Ownership	...100.000	Zurich Insurance Group Ltd.	...12
		..00000					Zurich Life SA Ltd	..ZAF	...OTH					
		..00000					Zurich Management Services Limited	..GBR	...OTH	Zurich Holdings (UK) Limited	Ownership	...100.000	Zurich Insurance Group Ltd.	...12
		..00000					Zurich Minas Brasil Seguros S.A.	..BRA	...OTH	Zurich Versicherungs-Gesellschaft AG	Ownership	...100.000	Zurich Insurance Group Ltd.	...12
		..00000					Zurich Pension Trustees Ireland Limited	..JRL	...OTH	Zurich Insurance plc	Ownership	...50.000	Zurich Insurance Group Ltd.	...12
		..00000					Zurich Pension Trustees Ireland Limited	..JRL	...OTH	Zurich Trustee Services Limited	Ownership	...50.000	Zurich Insurance Group Ltd.	...12
		..00000					Zurich Pension Trustees Limited	..GBR	...OTH	Zurich Assurance Ltd	Ownership	...100.000	Zurich Insurance Group Ltd.	...12
		..00000					Zurich Pensions Management Limited	..GBR	...OTH	Allied Dunbar Assurance plc	Ownership	...100.000	Zurich Insurance Group Ltd.	...12
		..00000								Zurich Lebensversicherungs-Gesellschaft AG				
		..00000					Zurich Pensionskassen-Beratung AG	..CHE	...OTH		Ownership	...100.000	Zurich Insurance Group Ltd.	...12
		..00000					Zurich Professional Limited	..GBR	...OTH	Zurich Holdings (UK) Limited	Ownership	...100.000	Zurich Insurance Group Ltd.	...12
		..00000					Zurich Project Finance (UK) Limited	..GBR	...OTH	Zurich Versicherungs-Gesellschaft AG	Ownership	...100.000	Zurich Insurance Group Ltd.	...12
		..00000					Zurich Properties Pty Limited	..AUS	...OTH	Zurich Australia Limited	Ownership	...40.001	Zurich Insurance Group Ltd.	...12
		..00000					Zurich Properties Pty Limited	..AUS	...OTH	Zurich Australian Insurance Limited	Ownership	...59.999	Zurich Insurance Group Ltd.	...12
		..00000					Zurich Property Services Malaysia Sdn Bhd	..MYS	...OTH	Zurich Versicherungs-Gesellschaft AG	Ownership	...100.000	Zurich Insurance Group Ltd.	...12
		..00000	30-0165071				Zurich Realty, Inc.	..MD	...OTH	The Zurich Services Corporation	Ownership	...100.000	Zurich Insurance Group Ltd.	...12

SCHEDULE Y
PART 1A - DETAIL OF INSURANCE HOLDING COMPANY SYSTEM

1	2	3	4	5	6	7	8	9	10	11	12	13	14	15
Group Code	Group Name	NAIC Company Code	ID Number	Federal RSSD	CIK	Name of Securities Exchange if Publicly Traded (U.S. or International)	Names of Parent, Subsidiaries Or Affiliates	Domi-ciliary Location	Relation-ship to Reporting Entity	Directly Controlled by (Name of Entity/Person)	Type of Control (Ownership, Board, Management, Attorney-in-Fact, Influence, Other)	If Control is Ownership Provide Percentage	Ultimate Controlling Entity(ies)/Person(s)	*
		..00000					Zurich Rechtsschutz-Schadenservice GmbH	..DEU	...OTH	Zurich Beteiligungs-Aktiengesellschaft (Deutschland)	Ownership	..100.000	Zurich Insurance Group Ltd.	...12
		..00000					Zurich Reliable Insurance Limited	..RUS	...OTH	Zurich Versicherungs-Gesellschaft AG	Ownership	..99.900	Zurich Insurance Group Ltd.	...12
		..00000					Zurich Reliable Insurance Limited	..RUS	...OTH	Zurich Versicherungs-Aktiengesellschaft	Ownership	..0.100	Zurich Insurance Group Ltd.	...12
		..00000					Zurich Resseguradora Brasil S.A.	..BRA	...OTH	Zurich Versicherungs-Gesellschaft AG	Ownership	..100.000	Zurich Insurance Group Ltd.	...12
										Zurich Lebensversicherungs-Gesellschaft AG	Ownership	..0.000	Zurich Insurance Group Ltd.	...12
		..00000					Zurich Resseguradora Brasil S.A.	..BRA	...OTH		Ownership	..100.000	Zurich Insurance Group Ltd.	...12
		..00000					Zurich Risk Consulting RU	..RUS	...OTH	Zurich Reliable Insurance	Ownership	..100.000	Zurich Insurance Group Ltd.	...12
										Zurich Insurance Company South Africa Limited	Ownership	..99.990	Zurich Insurance Group Ltd.	...12
		..00000					Zurich Risk Financing SA Limited	..ZAF	...OTH		Ownership	..99.990	Zurich Insurance Group Ltd.	...12
		..00000					Zurich Risk Management Services (India) Private Limited	..IND	...OTH	Zurich International (Bermuda) Ltd.	Ownership	..1.000	Zurich Insurance Group Ltd.	...12
		..00000					Zurich Risk Management Services (India) Private Limited	..IND	...OTH	Zurich Versicherungs-Gesellschaft AG	Ownership	..99.000	Zurich Insurance Group Ltd.	...12
		..00000					Zurich Risk Services Asia Pacific Sdn Bhd	..MYS	...OTH	Zurich Management Services Limited	Ownership	..100.000	Zurich Insurance Group Ltd.	...12
		..00000					Zurich Roadside Assistance Malaysia Sdn Bhd	..MYS	...OTH	Zurich Versicherungs-Gesellschaft AG	Ownership	..100.000	Zurich Insurance Group Ltd.	...12
		..00000					Zurich Ruckversicherungs-Gesellschaft AG	..CHE	...OTH	Zurich Versicherungs-Gesellschaft AG	Ownership	..100.000	Zurich Insurance Group Ltd.	...12
		..00000					Zurich Sacramento, Inc.	..CA	...OTH	JFS/ZSF 1998, L.P.	Ownership	..100.000	Zurich Insurance Group Ltd.	...12
		..00000					Zurich Santander Brasil Seguros e Previdência S.A.	..BRA	...OTH	Zurich Latin America Holding S.L. – Sociedad Unipersonal	Ownership	..0.220	Zurich Insurance Group Ltd.	...12
		..00000					Zurich Santander Brasil Seguros e Previdência S.A.	..BRA	...OTH	Zurich Santander Holding (Spain), S.L.	Ownership	..99.568	Zurich Insurance Group Ltd.	...12
		..00000								Zurich Santander Brasil Seguros e Previdência S.A.	Ownership	..100.000	Zurich Insurance Group Ltd.	...12
		..00000					Zurich Santander Brasil Seguros S.A.	..BRA	...OTH	Zurich Santander Insurance America, S.L.	Ownership	..100.000	Zurich Insurance Group Ltd.	...12
		..00000					Zurich Santander Holding (Spain), S.L.	..ESP	...OTH	Zurich Santander Insurance America, S.L.	Ownership	..100.000	Zurich Insurance Group Ltd.	...12
		..00000					Zurich Santander Holding Dos (Spain), S.L.	..ESP	...OTH		Ownership	..100.000	Zurich Insurance Group Ltd.	...12
		..00000								Zurich Latin America Holding S.L. – Sociedad Unipersonal	Ownership	..51.000	Zurich Insurance Group Ltd.	...12
		..00000					Zurich Santander Insurance America, S.L.	..ESP	...OTH	Zurich Santander Insurance America, S.L.	Ownership	..96.000	Zurich Insurance Group Ltd.	...12
		..00000					Zurich Santander Seguros Argentina S.A.	..ARG	...OTH	Inversiones ZS America SpA	Ownership	..4.000	Zurich Insurance Group Ltd.	...12
		..00000					Zurich Santander Seguros Argentina S.A.	..ARG	...OTH		Ownership	..99.782	Zurich Insurance Group Ltd.	...12
		..00000					Zurich Santander Seguros de Vida Chile S.A.	..CHL	...OTH	Inversiones ZS America Dos Limitada	Ownership	..0.218	Zurich Insurance Group Ltd.	...12
		..00000					Zurich Santander Seguros de Vida Chile S.A.	..CHL	...OTH	Inversiones ZS America SpA	Ownership	..99.505	Zurich Insurance Group Ltd.	...12
		..00000					Zurich Santander Seguros Generales Chile S.A.	..CHL	...OTH		Ownership	..0.495	Zurich Insurance Group Ltd.	...12
		..00000					Zurich Santander Seguros Generales Chile S.A.	..CHL	...OTH	Inversiones ZS America SpA	Ownership	..0.001	Zurich Insurance Group Ltd.	...12
		..00000					Zurich Santander Seguros Mexico, S.A.	..MEX	...OTH	Zurich Santander Insurance America, S.L.	Ownership	..99.999	Zurich Insurance Group Ltd.	...12
		..00000					Zurich Santander Seguros Mexico, S.A.	..MEX	...OTH		Ownership	..100.000	Zurich Insurance Group Ltd.	...12
		..00000	AA-2990865				Zurich (Scotland) Limited Partnership	..GBR	...OTH	Zurich General Partner (Scotland) Ltd	Ownership	..69.208	Zurich Insurance Group Ltd.	...12
		..00000					Zurich Seguros, S.A.	..VEN	...OTH	Cursud N.V.	Ownership	..100.000	Zurich Insurance Group Ltd.	...12
		..00000								Zurich Beteiligungs-Aktiengesellschaft (Deutschland)	Ownership	..100.000	Zurich Insurance Group Ltd.	...12
		..00000					Zurich Service GmbH	..DEU	...OTH	Zurich Versicherungs-Aktiengesellschaft	Ownership	..100.000	Zurich Insurance Group Ltd.	...12
		..00000					Zurich Service GmbH	..DEU	...OTH		Ownership	..100.000	Zurich Insurance Group Ltd.	...12

SCHEDULE Y
PART 1A - DETAIL OF INSURANCE HOLDING COMPANY SYSTEM

1	2	3	4	5	6	7	8	9	10	11	12	13	14	15
Group Code	Group Name	NAIC Company Code	ID Number	Federal RSSD	CIK	Name of Securities Exchange if Publicly Traded (U.S. or International)	Names of Parent, Subsidiaries Or Affiliates	Domi-ciliary Loca-tion	Relation-ship to Reporting Entity	Directly Controlled by (Name of Entity/Person)	Type of Control (Ownership, Board, Management, Attorney-in-Fact, Influence, Other)	If Control is Ownership Provide Percentage	Ultimate Controlling Entity(ies)/Person(s)	*
		..00000					Zurich Services (Hong Kong) LimitedHKG...	..OTH...	Swiss Insurance Management (Hong Kong) Limited	Ownership.....	..0.003	Zurich Insurance Group Ltd.12
		..00000					Zurich Services (Hong Kong) LimitedHKG...	..OTH...	Zurich Insurance Holdings (Hong Kong) Limited	Ownership.....	..99.997	Zurich Insurance Group Ltd.12
		..00000					Zurich Services A.I.E.ESP...	..OTH...	AIDE Asistencia Seguros y Reaseguros, S.A. – Sociedad Uniper	Ownership.....	..0.000	Zurich Insurance Group Ltd.12
		..00000					Zurich Services A.I.E.ESP...	..OTH...	Bansabadell Pensiones, E.G.F.P, S.A.	Ownership.....	..0.000	Zurich Insurance Group Ltd.12
		..00000					Zurich Services A.I.E.ESP...	..OTH...	Bansabadell Seguros Generales, S.A. de Seguros y Reaseguros	Ownership.....	..0.000	Zurich Insurance Group Ltd.12
		..00000					Zurich Services A.I.E.ESP...	..OTH...	Bansabadell Vida S.A. de Seguros y Reaseguros	Ownership.....	..0.000	Zurich Insurance Group Ltd.12
		..00000					Zurich Services A.I.E.ESP...	..OTH...	Zurich Insurance plc, Sucursal en Espana	Ownership.....	..97.184	Zurich Insurance Group Ltd.12
		..00000					Zurich Services A.I.E.ESP...	..OTH...	Zurich Vida, Compania de Seguros y Reaseguros, S.A. – Socied	Ownership.....	..2.816	Zurich Insurance Group Ltd.12
		..00000	35-2546417				Zurich Services US. LLCDE...	..OTH...	Farmers Group, Inc.	Ownership.....	..50.000	Zurich Insurance Group Ltd.12
		..00000	35-2546417				Zurich Services US. LLCDE...	..OTH...	Zurich Holding Company of America, Inc.	Ownership.....	..50.000	Zurich Insurance Group Ltd.12
		..00000					Zurich Servicios de Mexico, S.A. de C.V.MEX...	..OTH...	Zurich Vida, Compania de Seguros, S.A.	Ownership.....	..90.000	Zurich Insurance Group Ltd.12
		..00000					Zurich Servicios de Mexico, S.A. de C.V.MEX...	..OTH...	Zurich, Compania de Seguros, S.A.	Ownership.....	..10.000	Zurich Insurance Group Ltd.12
		..00000					Zurich Shared Services Ireland LimitedJRL...	..OTH...	Zurich Holding Ireland Limited	Ownership.....	..100.000	Zurich Insurance Group Ltd.12
		..00000					Zurich Shared Services S.A.CHL...	..OTH...	Inversiones Suizo Chilena S.A.	Ownership.....	..99.987	Zurich Insurance Group Ltd.12
		..00000					Zurich Shared Services S.A.CHL...	..OTH...	Zurich Investments Chile S.A.	Ownership.....	..0.013	Zurich Insurance Group Ltd.12
		..00000					Zurich Sigorta A.S.TUR...	..OTH...	Zurich Versicherungs-Gesellschaft AG	Ownership.....	..100.000	Zurich Insurance Group Ltd.12
		..00000					Zurich South America Invest ABSWE...	..OTH...	Zurich Versicherungs-Gesellschaft AG	Ownership.....	..100.000	Zurich Insurance Group Ltd.12
		..00000	AA-1120001				Zurich Specialties London LimitedGBR...	..OTH...	Zurich Holdings (UK) Limited	Ownership.....	..100.000	Zurich Insurance Group Ltd.12
		..00000					Zurich Structured Finance, Inc.DE...	..OTH...	Centre Financial Services Holdings Limited	Ownership.....	..100.000	Zurich Insurance Group Ltd.12
		..00000					Zurich Technical and Consulting Services (Beijing) Co. Ltd.CHN...	..OTH...	Zurich Insurance Holdings (Hong Kong) Limited	Ownership.....	..100.000	Zurich Insurance Group Ltd.12
		..00000					Zurich Technology Malaysia Sdn BhdMYS...	..OTH...	Zurich Technology Services Malaysia Sdn Bhd	Ownership.....	..100.000	Zurich Insurance Group Ltd.12
		..00000					Zurich Technology Services Malaysia Sdn BhdMYS...	..OTH...	Zurich Versicherungs-Gesellschaft AG	Ownership.....	..100.000	Zurich Insurance Group Ltd.12
		..00000					Zurich Training and Development Services LimitedGBR...	..OTH...	Allied Dunbar Assurance plc	Ownership.....	..100.000	Zurich Insurance Group Ltd.12
		..00000					Zurich Transitional Services LimitedGBR...	..OTH...	Zurich Holdings (UK) Limited	Ownership.....	..100.000	Zurich Insurance Group Ltd.12
		..00000					Zurich Treasury Services LimitedJRL...	..OTH...	Zurich Financial Services EUB Holdings Limited	Ownership.....	..100.000	Zurich Insurance Group Ltd.12
		..00000					Zurich Trustee Company (UK) LimitedGBR...	..OTH...	Allied Dunbar Assurance plc	Ownership.....	..100.000	Zurich Insurance Group Ltd.12
		..00000					Zurich Trustee Services LimitedJRL...	..OTH...	Zurich Life Assurance plc	Ownership.....	..100.000	Zurich Insurance Group Ltd.12
		..00000					Zurich UK General Employee Services LimitedGBR...	..OTH...	Zurich UK General Services Limited	Ownership.....	..100.000	Zurich Insurance Group Ltd.12
		..00000					Zurich UK General Services LimitedGBR...	..OTH...	Zurich Holdings (UK) Limited	Ownership.....	..100.000	Zurich Insurance Group Ltd.12
		..00000	AA-1220080				Zurich Versicherungs-AktiengesellschaftAUT...	..OTH...	Zurich Versicherungs-Gesellschaft AG	Ownership.....	..99.981	Zurich Insurance Group Ltd.9
		..00000	AA-1460190				Zurich Versicherungs-Gesellschaft AGCHE...	..OTH...	Zurich Insurance Group Ltd.	Ownership.....	..100.000	Zurich Insurance Group Ltd.10
		..00000	AA-1340017				Zurich Vertriebs GmbHDEU...	..OTH...	Zurich Beteiligungs-Aktiengesellschaft (Deutschland)	Ownership.....	..100.000	Zurich Insurance Group Ltd.12
		..00000					Zurich Vida e Previdencia S.A.BRA...	..OTH...	Zurich Minas Brasil Seguros S.A,	Ownership.....	..100.000	Zurich Insurance Group Ltd.12
		..00000	AA-1840022				Zurich Vida, Compania de Seguros y Reaseguros, S.A. – SociedESP...	..OTH...	Zurich Lebensversicherungs-Gesellschaft AG	Ownership.....	..100.000	Zurich Insurance Group Ltd.12
		..00000	AA-2734111				Zurich Vida, Compania de Seguros, S.A.MEX...	..OTH...	Zurich Versicherungs-Gesellschaft AG	Ownership.....	..100.000	Zurich Insurance Group Ltd.12

ANNUAL STATEMENT FOR THE YEAR 2015 OF THE FARMERS INSURANCE OF COLUMBUS, INC.

SCHEDULE Y
PART 1A - DETAIL OF INSURANCE HOLDING COMPANY SYSTEM

1	2	3	4	5	6	7	8	9	10	11	12	13	14	15
Group Code	Group Name	NAIC Company Code	ID Number	Federal RSSD	CIK	Name of Securities Exchange if Publicly Traded (U.S. or International)	Names of Parent, Subsidiaries Or Affiliates	Domi-ciliary Loca-tion	Relation-ship to Reporting Entity	Directly Controlled by (Name of Entity/Person)	Type of Control (Ownership, Board, Management, Attorney-in-Fact, Influence, Other)	If Control is Owner-ship Provide Percen-tage	Ultimate Controlling Entity(ies)/Person(s)	*
	00000	36-4453190	Zurich Warranty Solutions, Inc.	IL.....	OTH.....	American Zurich Insurance Company	Ownership.....	..100.000	Zurich Insurance Group Ltd.12
	00000	Zurich Whiteley Investment Trust Limited	GBR.....	OTH.....	Zurich Insurance plc	Ownership.....	..100.000	Zurich Insurance Group Ltd.12
	00000	Zurich Whiteley Trust Limited	GBR.....	OTH.....	Zurich Whiteley Investment Trust Limited	Ownership.....	..100.000	Zurich Insurance Group Ltd.12

Asterisk	Explanation
.....	Note 1: Farmers Insurance Exchange is a California interinsurance exchange owned by its policyholders. Its attorney-in-fact is Farmers Group, Inc, dba Farmers Underwriters Association, which is a subsidiary of Zurich Insurance Group Ltd.
.....	Note 2: Farmers Services, LLC provides services to Farmers Group, Inc, pursuant to a service agreement among its parent, ZFUS Services, LLC, and Farmers Group, Inc, Truck Underwriters Association and Fire Underwriters Association..
.....	Note 3: Farmers Group Inc, as attorney-in-fact for Farmers Insurance Exchange, provides management services to Farmers Texas County Mutual Insurance Company.
.....	Note 4: Fire Insurance Exchange is a California interinsurance exchange owned by its policyholders. Its attorney-in-fact is Fire Underwriters Association, which is a subsidiary of Zurich Insurance Group Ltd.
.....	Note 5: Foremost County Mutual Insurance Company is a Texas County mutual insurance company managed by Foremost Insurance Company Grand Rapids, Michigan.
.....	Note 6: Foremost Lloyds of Texas underwriters are officers and/or directors of Foremost Insurance Company Grand Rapids, Michigan.
.....	Note 7: Truck Insurance Exchange is a California interinsurance exchange owned by its policyholders. Its attorney-in-fact is Truck Underwriters Association, which is a subsidiary of Zurich Insurance Group Ltd.
.....	Note 8: Zurich Insurance Plc operates branches in the following countries: Italy (AA-1364106), Portugal (AA-1820001), Spain (AA-1840150), and United Kingdom (AA-1780059).
.....	Note 9: Zurich Versicherungs-Aktiengesellschaft operates a branch in Germany (AA-1340017)
.....	Note 10: Zurich Versicherungs-Gesellschaft AG also known as Zurich Insurance Company, Ltd operates branches in the following countries: Bermuda (AA-3190825), Canada (AA-1560999), Hong Kong (AA-5324112), Ireland (AA-1780042), Japan (AA-1584115), and Singapore (AA-5760036). It also operates a management entity Alpina International (AA-1460010) in Switzerland.
.....	Note 11: An affiliate entity is the attorney-in-fact of Farmers Insurance Exchange, Fire Insurance Exchange and Truck Insurance Exchange (collectively Exchanges). The reporting entity's relationship to the Exchanges, their subsidiaries, and the affiliates that they manage is classified as OTHER.
.....	Note 12: This company is a subsidiary of Zurich Insurance Group Ltd., and is an affiliate of Farmers Group, Inc.

SCHEDULE Y

PART 2 - SUMMARY OF INSURER'S TRANSACTIONS WITH ANY AFFILIATES

1	2	3	4	5	6	7	8	9	10	11	12	13
NAIC Company Code	ID Number	Names of Insurers and Parent, Subsidiaries or Affiliates	Shareholder Dividends	Capital Contributions	Purchases, Sales or Exchanges of Loans, Securities, Real Estate, Mortgage Loans or Other Investments	Income/ (Disbursements) Incurred in Connection with Guarantees or Undertakings for the Benefit of any Affiliate(s)	Management Agreements and Service Contracts	Income/ (Disbursements) Incurred Under Reinsurance Agreements	*	Any Other Material Activity Not in the Ordinary Course of the Insurer's Business	Totals	Reinsurance Recoverable/ (Payable) on Losses and/or Reserve Credit Taken/(Liability)
25232	22-3398993	21st Century Advantage Insurance Company										38,557,941
44245	13-3551577	21st Century Assurance Insurance Company										58,142,060
10184	22-3337475	21st Century Auto Insurance Company of New Jersey										(442,149)
36404	95-4136306	21st Century Casualty Company										16,119,741
34789	23-2044095	21st Century Centennial Insurance Company										453,521,770
43974	13-1967524	21st Century Indemnity Insurance Company										28,526,933
12963	95-2565072	21st Century Insurance Company										346,730,550
10245	86-0812982	21st Century Insurance Company of the Southwest										192,699
	95-1935264	21st Century Insurance Group	(711,698)								(711,698)	
36587	13-3801089	21st Century National Insurance Company										21,238,975
32220	13-3333609	21st Century North America Insurance Company										80,692,801
23795	02-0226203	21st Century Pacific Insurance Company										18,800,016
10710	13-3922232	21st Century Pinnacle Insurance Company										24,885,000
22225	95-2743473	21st Century Preferred Insurance Company										8,528,725
20796	22-1721971	21st Century Premier Insurance Company										35,679,969
23833	02-0227294	21st Century Security Insurance Company										9,553,849
43761	95-4232263	21st Century Superior Insurance Company										13,680,395
10805	13-3953213	American Pacific Insurance Company, Inc.										827,086
11034	34-1893500	Bristol West Casualty Insurance Company										19,522,198
19658	38-1865162	Bristol West Insurance Company										166,511,431
12774	86-1174452	Bristol West Preferred Insurance Company										43,014,905
10315	95-4528269	Civic Property & Casualty Company					(27,352,475)		*		(27,352,475)	(142,655,722)
25089	33-0246701	Coast National Insurance Company										326,426,035
10318	95-4528266	Exact Property & Casualty Company					(27,352,475)		*		(27,352,475)	(149,258,628)
21598	95-2626387	Farmers Insurance Company of Arizona										473,738,711
21601	95-2626385	Farmers Insurance Company of Idaho					(20,514,356)		*		(20,514,356)	(51,981,536)
21636	95-2655893	Farmers Insurance Company of Oregon					(191,467,322)		*		(191,467,322)	(851,281,329)
21644	95-2655894	Farmers Insurance Company of Washington					(54,704,949)		*		(54,704,949)	56,888,204
21628	48-0609012	Farmers Insurance Company, Inc.					(20,514,356)		*		(20,514,356)	605,490,089
21652	95-2575893	Farmers Insurance Exchange	569,358				(1,415,490,560)	(370,155,546)	*		(1,785,076,748)	(5,833,187,212)
28487	22-2640040	Farmers Insurance Hawaii, Inc.										35,239,858
36889	31-0956373	Farmers Insurance of Columbus Inc.					(27,352,475)		*		(27,352,475)	(66,732,869)
10806	36-4165395	Farmers New Century Insurance Company					(20,514,356)		*		(20,514,356)	(88,844,815)
43699	59-2326047	Farmers Specialty Insurance Company										65,772,800
24392	74-1067657	Farmers Texas County Mutual Insurance Company						155,904,338			155,904,338	1,091,572,988
	77-0530617	FFS Holdings, LLC					(29,113)				(29,113)	
21660	95-6235715	Fire Insurance Exchange	71,170				(205,143,559)	203,109,268	*		(1,963,122)	42,952,235
29254	38-1721730	Foremost County Mutual Insurance Company										191,858,072

ANNUAL STATEMENT FOR THE YEAR 2015 OF THE FARMERS INSURANCE OF COLUMBUS, INC.

SCHEDULE Y

PART 2 - SUMMARY OF INSURER'S TRANSACTIONS WITH ANY AFFILIATES

1	2	3	4	5	6	7	8	9	10	11	12	13
NAIC Company Code	ID Number	Names of Insurers and Parent, Subsidiaries or Affiliates	Shareholder Dividends	Capital Contributions	Purchases, Sales or Exchanges of Loans, Securities, Real Estate, Mortgage Loans or Other Investments	Income/ (Disbursements) Incurred in Connection with Guarantees or Undertakings for the Benefit of any Affiliate(s)	Management Agreements and Service Contracts	Income/ (Disbursements) Incurred Under Reinsurance Agreements	*	Any Other Material Activity Not in the Ordinary Course of the Insurer's Business	Totals	Reinsurance Recoverable/ (Payable) on Losses and/or Reserve Credit Taken/(Liability)
11185	38-1407533	Foremost Insurance Company Grand Rapids, MI		120,000				(208,027,480)			(207,907,480)	1,653,964,575
41688	75-1779175	Foremost Lloyds of Texas		(120,000)							(120,000)	175,254,274
11800	35-1604635	Foremost Property & Casualty Insurance Company										153,253,738
41513	38-2430150	Foremost Signature Insurance Company										169,076,961
21679	36-2661515	Illinois Farmers Insurance Company					(20,514,356)		*		(20,514,356)	413,725,357
21687	95-6016640	Mid Century Insurance Company					(437,639,593)	127,281,729	*		(310,357,864)	502,166,539
28673	74-2448744	Mid Century Insurance Company of Texas										1,067,086
10317	95-4528264	Neighborhood Spirit Property & Casualty Company					(27,352,475)		*		(27,352,475)	(135,616,766)
33120	65-0109120	Security National Insurance Company										191,214,961
21695	94-1663548	Texas Farmers Insurance Company					(27,352,475)		*		(27,352,475)	449,480,434
21709	95-2575892	Truck Insurance Exchange	71,170				(211,981,678)	91,887,691	*		(120,022,817)	690,801,395
		THE FOLLOWING ZURICH INSURANCE GROUP ENTITIES WITHIN NAIC GROUP CODE 0212 HAVE TRANSACTIONS WITH FARMERS INSURANCE GROUP ENTITIES WITHIN NAIC GROUP CODE 0069										
40142	36-3141762	American Zurich Insurance Company										3,857,735
19305	13-6081895	Assurance Company of America										91,640,769
	95-0725935	Farmers Group, Inc.	326,000,000	269,000,000			2,431,277,920				3,026,277,920	
63177	91-0335750	Farmers New World Life Insurance Company	(110,000,000)				(125,883,721)				(235,883,721)	660,642,996
10873	95-4650862	Farmers Reinsurance Company	(216,000,000)	(269,000,000)							(485,000,000)	(168,702,262)
	95-2670247	Fire Underwriters Association					233,043,084				233,043,084	
19356	52-0403120	Maryland Casualty Company										157,849,162
19372	13-5283360	Northern Insurance Company of New York										90,437,394
	95-2670330	Truck Underwriters Association					200,767,164				200,767,164	
70173	43-0824418	Universal Underwriters Life Insurance Company					(870,860)				(870,860)	
90557	36-3050975	Zurich America Life Insurance Company					(3,057,014)				(3,057,014)	
16535	36-4233459	Zurich American Insurance Company										110,486
	AA-1460190	Zurich Insurance Company, Ltd.										(2,190,506,608)
9999999 Control Totals									XXX			

ANNUAL STATEMENT FOR THE YEAR 2015 OF THE FARMERS INSURANCE OF COLUMBUS, INC.

*Please refer to Note 26 for an explanation of Farmers Insurance Group of Companies Intercompany Pooling Agreement. A reinsurance pooling agreement between certain members of the Farmers Insurance Group of Companies became effective on December 31, 1985 and was modified as of January 1, 1992, as of January 1, 1993, as of January 1, 1994, January 1, 1998, and January 1, 1999. The pooling participants and their respective shares are as follows:

	1991 & Prior	1992	1993	1994 - 1997	1998	1999 – Present
Farmers Insurance Exchange	71.61	64.00	66.46	68.76	68.01	51.75
Truck Insurance Exchange	10.42	10.24	9.00	8.65	8.65	7.75
Fire Insurance Exchange	9.93	10.00	10.00	8.05	8.05	7.50
Farmers Insurance Company of Oregon	4.28	10.00	10.24	10.24	10.24	7.00
Mid-Century Insurance Company	1.46	1.46	0.00	0.00	0.00	16.00
Texas Farmers Insurance Company	1.03	1.03	1.03	1.03	1.03	1.00
Farmers Insurance Company, Inc.	0.65	0.65	0.65	0.65	0.65	0.75
Illinois Farmers Insurance Company	0.62	0.62	0.62	0.62	0.62	0.75
Farmers Insurance Company of Washington	0.00	2.00	2.00	2.00	2.00	2.00
Farmers New Century Insurance Company	0.00	0.00	0.00	0.00	0.75	0.75
Farmers Insurance Co of Idaho	0.00	0.00	0.00	0.00	0.00	0.75
Farmers Insurance of Columbus, Inc.	0.00	0.00	0.00	0.00	0.00	1.00
Civic Property & Casualty Company	0.00	0.00	0.00	0.00	0.00	1.00
Exact Property & Casualty Company	0.00	0.00	0.00	0.00	0.00	1.00
Neighborhood Spirit Property & Casualty Co.	0.00	0.00	0.00	0.00	0.00	1.00

ANNUAL STATEMENT FOR THE YEAR 2015 OF THE FARMERS INSURANCE OF COLUMBUS, INC.

SUPPLEMENTAL EXHIBITS AND SCHEDULES INTERROGATORIES











The following supplemental reports are required to be filed as part of your statement filing unless specifically waived by the domiciliary state. However, in the event that your domiciliary state waives the filing requirement, your response of **WAIVED** to the specific interrogatory will be accepted in lieu of filing a "NONE" report and a bar code will be printed below. If the supplement is required of your company but is not being filed for whatever reason enter **SEE EXPLANATION** and provide an explanation following the interrogatory questions.

		Responses
MARCH FILING		
1.	Will an actuarial opinion be filed by March 1?	YES
2.	Will the Supplemental Compensation Exhibit be filed with the state of domicile by March 1?	YES
3.	Will the confidential Risk-based Capital Report be filed with the NAIC by March 1?.....	YES
4.	Will the confidential Risk-based Capital Report be filed with the state of domicile, if required by March 1?.....	YES
APRIL FILING		
5.	Will the Insurance Expense Exhibit be filed with the state of domicile and the NAIC by April 1?	YES
6.	Will Management's Discussion and Analysis be filed by April 1?	YES
7.	Will the Supplemental Investment Risk Interrogatories be filed by April 1?	YES
MAY FILING		
8.	Will this company be included in a combined annual statement which is filed with the NAIC by May 1?	YES
JUNE FILING		
9.	Will an audited financial report be filed by June 1?	YES
10.	Will Accountant's Letter of Qualifications be filed with the state of domicile and electronically with the NAIC by June 1?	YES
AUGUST FILING		
11.	Will Communication of Internal Control Related Matters Noted in Audit be filed with the state of domicile by August 1?	YES












The following supplemental reports are required to be filed as part of your annual statement filing. However, in the event that your company does not transact the type of business for which the special report must be filed, your response of **NO** to the specific interrogatory will be accepted in lieu of filing a "NONE" report and a bar code will be printed below. If the supplemental is required of your company but is not being filed for whatever reason enter **SEE EXPLANATION** and provide an explanation following the interrogatory questions.

MARCH FILING		
12.	Will Schedule SIS (Stockholder Information Supplement) be filed with the state of domicile by March 1?	NO
13.	Will the Financial Guaranty Insurance Exhibit be filed by March 1?.....	NO
14.	Will the Medicare Supplement Insurance Experience Exhibit be filed with the state of domicile and the NAIC by March 1?.....	NO
15.	Will Supplement A to Schedule T (Medical Professional Liability Supplement) be filed by March 1?	NO
16.	Will the Trusteed Surplus Statement be filed with the state of domicile and the NAIC by March 1?	NO
17.	Will the Premiums Attributed to Protected Cells Exhibit be filed by March 1?	NO
18.	Will the Reinsurance Summary Supplemental Filing for General Interrogatory 9 be filed with the state of domicile and the NAIC by March 1?	NO
19.	Will the Medicare Part D Coverage Supplement be filed with the state of domicile and the NAIC by March 1?.....	NO
20.	Will the confidential Actuarial Opinion Summary be filed with the state of domicile, if required, by March 15 (or the date otherwise specified)?.....	YES
21.	Will the Reinsurance Attestation Supplement be filed with the state of domicile and the NAIC by March 1?	NO
22.	Will the Exceptions to the Reinsurance Attestation Supplement be filed with the state of domicile by March 1?	NO
23.	Will the Bail Bond Supplement be filed with the state of domicile and the NAIC by March 1?	NO
24.	Will the Director and Officer Insurance Coverage Supplement be filed with the state of domicile and the NAIC by March 1?	NO
25.	Will an approval from the reporting entity's state of domicile for relief related to the five-year rotation requirement for lead audit partner be filed electronically with the NAIC by March 1?	NO
26.	Will an approval from the reporting entity's state of domicile for relief related to the one-year cooling off period for independent CPA be filed electronically with the NAIC by March 1?	NO
27.	Will an approval from the reporting entity's state of domicile for relief related to the Requirements for Audit Committees be filed electronically with the NAIC by March 1?.....	NO
APRIL FILING		
28.	Will the Credit Insurance Experience Exhibit be filed with the state of domicile and the NAIC by April 1?	NO
29.	Will the Long-term Care Experience Reporting Forms be filed with the state of domicile and the NAIC by April 1?	NO
30.	Will the Accident and Health Policy Experience Exhibit be filed by April 1?	NO
31.	Will the Supplemental Health Care Exhibit (Parts 1, 2 and 3) be filed with the state of domicile and the NAIC by April 1?	NO
32.	Will the regulator only (non-public) Supplemental Health Care Exhibit's Expense Allocation Report be filed with the state of domicile and the NAIC by April 1?	NO
33.	Will the Cybersecurity and Identity Theft Insurance Coverage Supplement be filed with the state of domicile and the NAIC by April 1?	NO
AUGUST FILING		
34.	Will Management's Report of Internal Control Over Financial Reporting be filed with the state of domicile by August 1?	YES

- Explanations:
- 12.
- 13.
- 14.
- 15.
- 16.
- 17.
- 18.
- 19.
- 21.
22. There are no exceptions to the Reinsurance Attestation Supplement.
- 23.
- 24.
- 25.
- 26.
- 27.
- 28.
- 29.
- 30.
- 31.
- 32.
- 33.

Bar Codes:	
12.	SIS Stockholder Information Supplement [Document Identifier 420]
	
13.	Financial Guaranty Insurance Exhibit [Document Identifier 240]
	
14.	Medicare Supplement Insurance Experience Exhibit [Document Identifier 360]
	
15.	Supplement A to Schedule T [Document Identifier 455]
	
16.	Trusteed Surplus Statement [Document Identifier 490]
	
17.	Premiums Attributed to Protected Cells [Document Identifier 385]
	
18.	Reinsurance Summary Supplemental Filing [Document Identifier 401]
	
19.	Medicare Part D Coverage Supplement [Document Identifier 365]
	
21.	Reinsurance Attestation Supplement [Document Identifier 399]
	
22.	Exceptions to the Reinsurance Attestation Supplement [Document Identifier 400]
	

SUPPLEMENTAL EXHIBITS AND SCHEDULES INTERROGATORIES

23.	Bail Bond Supplement [Document Identifier 500]	 368892015500000000
24.	Director and Officer Insurance Coverage Supplement [Document Identifier 505]	 368892015505000000
25.	Relief from the five-year rotation requirement for lead audit partner [Document Identifier 224]	 368892015224000000
26.	Relief from the one-year cooling off period for independent CPA [Document Identifier 225]	 368892015225000000
27.	Relief from the Requirements for Audit Committees [Document Identifier 226]	 368892015226000000
28.	Credit Insurance Experience Exhibit [Document Identifier 230]	 368892015230000000
29.	Long-Term Care Experience Reporting Forms [Document Identifier 306]	 368892015306000000
30.	Accident and Health Policy Experience Exhibit [Document Identifier 210]	 368892015210000000
31.	Supplemental Health Care Exhibit (Parts 1, 2 and 3) [Document Identifier 216]	 368892015216000000
32.	Supplemental Health Care Exhibit's Expense Allocation Report [Document Identifier 217]	 368892015217000000
33.	Cybersecurity and Identity Theft Insurance Coverage Supplement [Document Identifier 550]	 368892015550000000

OVERFLOW PAGE FOR WRITE-INS

Additional Write-ins for Underwriting and Investment Exhibit Part 3 Line 24

		1	2	3	4
		Loss Adjustment Expenses	Other Underwriting Expenses	Investment Expenses	Total
2404.	Miscellaneous investment expenses			8,472	8,472
2497.	Summary of remaining write-ins for Line 24 from overflow page			8,472	8,472

ANNUAL STATEMENT BLANK

ALPHABETICAL INDEX

Assets	2
Cash Flow	5
Exhibit of Capital Gains (Losses)	12
Exhibit of Net Investment Income	12
Exhibit of Nonadmitted Assets	13
Exhibit of Premiums and Losses (State Page)	19
Five-Year Historical Data	17
General Interrogatories	15
Jurat Page	1
Liabilities, Surplus and Other Funds	3
Notes To Financial Statements	14
Overflow Page For Write-ins	100
Schedule A - Part 1	E01
Schedule A - Part 2	E02
Schedule A - Part 3	E03
Schedule A - Verification Between Years	SI02
Schedule B - Part 1	E04
Schedule B - Part 2	E05
Schedule B - Part 3	E06
Schedule B - Verification Between Years	SI02
Schedule BA - Part 1	E07
Schedule BA - Part 2	E08
Schedule BA - Part 3	E09
Schedule BA - Verification Between Years	SI03
Schedule D - Part 1	E10
Schedule D - Part 1A - Section 1	SI05
Schedule D - Part 1A - Section 2	SI08
Schedule D - Part 2 - Section 1	E11
Schedule D - Part 2 - Section 2	E12
Schedule D - Part 3	E13
Schedule D - Part 4	E14
Schedule D - Part 5	E15
Schedule D - Part 6 - Section 1	E16
Schedule D - Part 6 - Section 2	E16
Schedule D - Summary By Country	SI04
Schedule D - Verification Between Years	SI03
Schedule DA - Part 1	E17
Schedule DA - Verification Between Years	SI10
Schedule DB - Part A - Section 1	E18
Schedule DB - Part A - Section 2	E19
Schedule DB - Part A - Verification Between Years	SI11
Schedule DB - Part B - Section 1	E20
Schedule DB - Part B - Section 2	E21
Schedule DB - Part B - Verification Between Years	SI11
Schedule DB - Part C - Section 1	SI12
Schedule DB - Part C - Section 2	SI13
Schedule DB - Part D - Section 1	E22
Schedule DB - Part D - Section 2	E23
Schedule DB - Verification	SI14
Schedule DL - Part 1	E24
Schedule DL - Part 2	E25
Schedule E - Part 1 - Cash	E26
Schedule E - Part 2 - Cash Equivalents	E27
Schedule E - Part 3 - Special Deposits	E28
Schedule E - Verification Between Years	SI15
Schedule F - Part 1	20
Schedule F - Part 2	21
Schedule F - Part 3	22
Schedule F - Part 4	23
Schedule F - Part 5	24
Schedule F - Part 6 - Section 1	25
Schedule F - Part 6 - Section 2	26
Schedule F - Part 7	27
Schedule F - Part 8	28
Schedule F - Part 9	29

ANNUAL STATEMENT BLANK (Continued)

Schedule H - Accident and Health Exhibit - Part 1 30

Schedule H - Part 2, Part 3 and 4 31

Schedule H - Part 5 - Health Claims 32

Schedule P - Part 1 - Summary 33

Schedule P - Part 1A - Homeowners/Farmowners 35

Schedule P - Part 1B - Private Passenger Auto Liability/Medical 36

Schedule P - Part 1C - Commercial Auto/Truck Liability/Medical 37

Schedule P - Part 1D - Workers' Compensation (Excluding Excess Workers' Compensation) 38

Schedule P - Part 1E - Commercial Multiple Peril 39

Schedule P - Part 1F - Section 1 - Medical Professional Liability - Occurrence 40

Schedule P - Part 1F - Section 2 - Medical Professional Liability - Claims-Made 41

Schedule P - Part 1G - Special Liability (Ocean, Marine, Aircraft (All Perils), Boiler and Machinery) 42

Schedule P - Part 1H - Section 1 - Other Liability-Occurrence 43

Schedule P - Part 1H - Section 2 - Other Liability - Claims-Made 44

Schedule P - Part 1I - Special Property (Fire, Allied Lines, Inland Marine, Earthquake, Burglary & Theft) 45

Schedule P - Part 1J - Auto Physical Damage 46

Schedule P - Part 1K - Fidelity/Surety 47

Schedule P - Part 1L - Other (Including Credit, Accident and Health) 48

Schedule P - Part 1M - International 49

Schedule P - Part 1N - Reinsurance - Nonproportional Assumed Property 50

Schedule P - Part 1O - Reinsurance - Nonproportional Assumed Liability 51

Schedule P - Part 1P - Reinsurance - Nonproportional Assumed Financial Lines 52

Schedule P - Part 1R - Section 1 - Products Liability - Occurrence 53

Schedule P - Part 1R - Section 2 - Products Liability - Claims-Made 54

Schedule P - Part 1S - Financial Guaranty/Mortgage Guaranty 55

Schedule P - Part 1T - Warranty 56

Schedule P - Part 2, Part 3 and Part 4 - Summary 34

Schedule P - Part 2A - Homeowners/Farmowners 57

Schedule P - Part 2B - Private Passenger Auto Liability/Medical 57

Schedule P - Part 2C - Commercial Auto/Truck Liability/Medical 57

Schedule P - Part 2D - Workers' Compensation (Excluding Excess Workers' Compensation) 57

Schedule P - Part 2E - Commercial Multiple Peril 57

Schedule P - Part 2F - Section 1 - Medical Professional Liability - Occurrence 58

Schedule P - Part 2F - Section 2 - Medical Professional Liability - Claims-Made 58

Schedule P - Part 2G - Special Liability (Ocean Marine, Aircraft (All Perils), Boiler and Machinery) 58

Schedule P - Part 2H - Section 1 - Other Liability - Occurrence 58

Schedule P - Part 2H - Section 2 - Other Liability - Claims-Made 58

Schedule P - Part 2I - Special Property (Fire, Allied Lines, Inland Marine, Earthquake, Burglary, and Theft) 59

Schedule P - Part 2J - Auto Physical Damage 59

Schedule P - Part 2K - Fidelity, Surety 59

Schedule P - Part 2L - Other (Including Credit, Accident and Health) 59

Schedule P - Part 2M - International 59

Schedule P - Part 2N - Reinsurance - Nonproportional Assumed Property 60

Schedule P - Part 2O - Reinsurance - Nonproportional Assumed Liability 60

Schedule P - Part 2P - Reinsurance - Nonproportional Assumed Financial Lines 60

Schedule P - Part 2R - Section 1 - Products Liability - Occurrence 61

Schedule P - Part 2R - Section 2 - Products Liability - Claims-Made 61

Schedule P - Part 2S - Financial Guaranty/Mortgage Guaranty 61

Schedule P - Part 2T - Warranty 61

Schedule P - Part 3A - Homeowners/Farmowners 62

Schedule P - Part 3B - Private Passenger Auto Liability/Medical 62

Schedule P - Part 3C - Commercial Auto/Truck Liability/Medical 62

Schedule P - Part 3D - Workers' Compensation (Excluding Excess Workers' Compensation) 62

Schedule P - Part 3E - Commercial Multiple Peril 62

Schedule P - Part 3F - Section 1 - Medical Professional Liability - Occurrence 63

Schedule P - Part 3F - Section 2 - Medical Professional Liability - Claims-Made 63

Schedule P - Part 3G - Special Liability (Ocean Marine, Aircraft (All Perils), Boiler and Machinery) 63

Schedule P - Part 3H - Section 1 - Other Liability - Occurrence 63

Schedule P - Part 3H - Section 2 - Other Liability - Claims-Made 63

Schedule P - Part 3I - Special Property (Fire, Allied Lines, Inland Marine, Earthquake, Burglary, and Theft) 64

Schedule P - Part 3J - Auto Physical Damage 64

Schedule P - Part 3K - Fidelity/Surety 64

Schedule P - Part 3L - Other (Including Credit, Accident and Health) 64

Schedule P - Part 3M - International 64

Schedule P - Part 3N - Reinsurance - Nonproportional Assumed Property 65

Schedule P - Part 3O - Reinsurance - Nonproportional Assumed Liability 65

Schedule P - Part 3P - Reinsurance - Nonproportional Assumed Financial Lines 65

Schedule P - Part 3R - Section 1 - Products Liability - Occurrence 66

Schedule P - Part 3R - Section 2 - Products Liability - Claims-Made 66

Schedule P - Part 3S - Financial Guaranty/Mortgage Guaranty 66

Schedule P - Part 3T - Warranty 66

ANNUAL STATEMENT BLANK (Continued)

Schedule P - Part 4A - Homeowners/Farmowners	67
Schedule P - Part 4B - Private Passenger Auto Liability/Medical	67
Schedule P - Part 4C - Commercial Auto/Truck Liability/Medical	67
Schedule P - Part 4D - Workers' Compensation (Excluding Excess Workers' Compensation)	67
Schedule P - Part 4E - Commercial Multiple Peril	67
Schedule P - Part 4F - Section 1 - Medical Professional Liability - Occurrence	68
Schedule P - Part 4F - Section 2 - Medical Professional Liability - Claims-Made	68
Schedule P - Part 4G - Special Liability (Ocean Marine, Aircraft (All Perils), Boiler and Machinery)	68
Schedule P - Part 4H - Section 1 - Other Liability - Occurrence	68
Schedule P - Part 4H - Section 2 - Other Liability - Claims-Made	68
Schedule P - Part 4I - Special Property (Fire, Allied Lines, Inland Marine, Earthquake, Burglary and Theft)	69
Schedule P - Part 4J - Auto Physical Damage	69
Schedule P - Part 4K - Fidelity/Surety	69
Schedule P - Part 4L - Other (Including Credit, Accident and Health)	69
Schedule P - Part 4M - International	69
Schedule P - Part 4N - Reinsurance - Nonproportional Assumed Property	70
Schedule P - Part 4O - Reinsurance - Nonproportional Assumed Liability	70
Schedule P - Part 4P - Reinsurance - Nonproportional Assumed Financial Lines	70
Schedule P - Part 4R - Section 1 - Products Liability - Occurrence	71
Schedule P - Part 4R - Section 2 - Products Liability - Claims-Made	71
Schedule P - Part 4S - Financial Guaranty/Mortgage Guaranty	71
Schedule P - Part 4T - Warranty	71
Schedule P - Part 5A - Homeowners/Farmowners	72
Schedule P - Part 5B - Private Passenger Auto Liability/Medical	73
Schedule P - Part 5C - Commercial Auto/Truck Liability/Medical	74
Schedule P - Part 5D - Workers' Compensation (Excluding Excess Workers' Compensation)	75
Schedule P - Part 5E - Commercial Multiple Peril	76
Schedule P - Part 5F - Medical Professional Liability - Claims-Made	78
Schedule P - Part 5F - Medical Professional Liability - Occurrence	77
Schedule P - Part 5H - Other Liability - Claims-Made	80
Schedule P - Part 5H - Other Liability - Occurrence	79
Schedule P - Part 5R - Products Liability - Claims-Made	82
Schedule P - Part 5R - Products Liability - Occurrence	81
Schedule P - Part 5T - Warranty	83
Schedule P - Part 6C - Commercial Auto/Truck Liability/Medical	84
Schedule P - Part 6D - Workers' Compensation (Excluding Excess Workers' Compensation)	84
Schedule P - Part 6E - Commercial Multiple Peril	85
Schedule P - Part 6H - Other Liability - Claims-Made	86
Schedule P - Part 6H - Other Liability - Occurrence	85
Schedule P - Part 6M - International	86
Schedule P - Part 6N - Reinsurance - Nonproportional Assumed Property	87
Schedule P - Part 6O - Reinsurance - Nonproportional Assumed Liability	87
Schedule P - Part 6R - Products Liability - Claims-Made	88
Schedule P - Part 6R - Products Liability - Occurrence	88
Schedule P - Part 7A - Primary Loss Sensitive Contracts	89
Schedule P - Part 7B - Reinsurance Loss Sensitive Contracts	91
Schedule P Interrogatories	93
Schedule T - Exhibit of Premiums Written	94
Schedule T - Part 2 - Interstate Compact	95
Schedule Y - Information Concerning Activities of Insurer Members of a Holding Company Group	96
Schedule Y - Part 1A - Detail of Insurance Holding Company System	97
Schedule Y - Part 2 - Summary of Insurer's Transactions With Any Affiliates	98
Statement of Income	4
Summary Investment Schedule	SI01
Supplemental Exhibits and Schedules Interrogatories	99
Underwriting and Investment Exhibit Part 1	6
Underwriting and Investment Exhibit Part 1A	7
Underwriting and Investment Exhibit Part 1B	8
Underwriting and Investment Exhibit Part 2	9
Underwriting and Investment Exhibit Part 2A	10
Underwriting and Investment Exhibit Part 3	11