



PROPERTY AND CASUALTY COMPANIES - ASSOCIATION EDITION

ANNUAL STATEMENT
FOR THE YEAR ENDED DECEMBER 31, 2015
OF THE CONDITION AND AFFAIRS OF THE

Bristol West Insurance Company

NAIC Group Code	0069 (Current)	0212 (Prior)	NAIC Company Code	19658	Employer's ID Number	38-1865162
Organized under the Laws of	Ohio			State of Domicile or Port of Entry		OH
Country of Domicile	United States of America					
Incorporated/Organized	02/09/1968			Commenced Business 06/10/1968		
Statutory Home Office	Rockside Center III 5990 West Creek Road (Street and Number)			Independence , OH, US 44131 (City or Town, State, Country and Zip Code)		
Main Administrative Office	900 S. Pine Island Rd. Suite 600 (Street and Number)					
	Plantation , FL, US 33324 (City or Town, State, Country and Zip Code)			888-888-0080 (Area Code) (Telephone Number)		
Mail Address	900 S. Pine Island Rd. Suite 600 (Street and Number or P.O. Box)			Plantation , FL, US 33324 (City or Town, State, Country and Zip Code)		
Primary Location of Books and Records	900 S. Pine Island Rd. Suite 600 (Street and Number)					
	Plantation , FL, US 33324 (City or Town, State, Country and Zip Code)			888-888-0080 (Area Code) (Telephone Number)		
Internet Website Address	www.bristolwest.com					
Statutory Statement Contact	Maria Eugenia Aguilera (Name)			888-888-0080 (Area Code) (Telephone Number)		
	mary.aguilera@bristolwest.com (E-mail Address)			954-316-5218 (FAX Number)		

OFFICERS

President	Timothy Martin Madden	Treasurer	Maria Eugenia Aguilera
Secretary	Martin Robert Brown		

OTHER

Victoria Louise McCarthy	Ronald Gregory Myhan	Karyn Leigh Williams
Todd Michael Williams		

DIRECTORS OR TRUSTEES

Kenneth Wayne Bentley	Thomas David Brown #	Gail Nanette Jackson #
Ronald Lee Marrone	Donald Eugene Rodriguez	Janice Gale Scott #
John Tsu-Chao Wu		

State of Florida
County of Broward SS:

The officers of this reporting entity being duly sworn, each depose and say that they are the described officers of said reporting entity, and that on the reporting period stated above, all of the herein described assets were the absolute property of the said reporting entity, free and clear from any liens or claims thereon, except as herein stated, and that this statement, together with related exhibits, schedules and explanations therein contained, annexed or referred to, is a full and true statement of all the assets and liabilities and of the condition and affairs of the said reporting entity as of the reporting period stated above, and of its income and deductions therefrom for the period ended, and have been completed in accordance with the NAIC Annual Statement Instructions and Accounting Practices and Procedures manual except to the extent that: (1) state law may differ; or, (2) that state rules or regulations require differences in reporting not related to accounting practices and procedures, according to the best of their information, knowledge and belief, respectively. Furthermore, the scope of this attestation by the described officers also includes the related corresponding electronic filing with the NAIC, when required, that is an exact copy (except for formatting differences due to electronic filing) of the enclosed statement. The electronic filing may be requested by various regulators in lieu of or in addition to the enclosed statement.

Timothy M. Madden President	Martin R. Brown Secretary	Maria E. Aguilera Treasurer
Subscribed and sworn to before me this 25th day of February, 2016		a. Is this an original filing? b. If no, 1. State the amendment number..... 2. Date filed 3. Number of pages attached.....
Nancy Becker Notary Public 10/22/2017		Yes [X] No []



ANNUAL STATEMENT FOR THE YEAR 2015 OF THE Bristol West Insurance Company

EXHIBIT OF PREMIUMS AND LOSSES (Statutory Page 14)

NAIC Group Code 0069 BUSINESS IN THE STATE OF Alabama DURING THE YEAR 2015 NAIC Company Code 19658

Line of Business	Gross Premiums, Including Policy and Membership Fees, Less Return Premiums and Premiums on Policies not Taken		3 Dividends Paid or Credited to Policyholders on Direct Business	4 Direct Unearned Premium Reserves	5 Direct Losses Paid (deducting salvage)	6 Direct Losses Incurred	7 Direct Losses Unpaid	8 Direct Defense and Cost Containment Expense Paid	9 Direct Defense and Cost Containment Expense Incurred	10 Direct Defense and Cost Containment Expense Unpaid	11 Commissions and Brokerage Expenses	12 Taxes, Licenses and Fees
	1 Direct Premiums Written	2 Direct Premiums Earned										
1. Fire												
2.1 Allied lines												
2.2 Multiple peril crop												
2.3 Federal flood												
2.4. Private crop												
3. Farmowners multiple peril												
4. Homeowners multiple peril												
5.1 Commercial multiple peril (non-liability portion)												
5.2 Commercial multiple peril (liability portion)												
6. Mortgage guaranty												
8. Ocean marine												
9. Inland marine												
10. Financial guaranty												
11. Medical professional liability												
12. Earthquake												
13. Group accident and health (b)												
14. Credit accident and health (group and individual)												
15.1 Collectively renewable accident and health (b)												
15.2 Non-cancelable accident and health(b)												
15.3 Guaranteed renewable accident and health(b)												
15.4 Non-renewable for stated reasons only (b)												
15.5 Other accident only												
15.6 Medicare Title XVIII exempt from state taxes or fees												
15.7 All other accident and health (b)												
15.8 Federal employees health benefits plan premium (b)												
16. Workers' compensation												
17.1 Other Liability - occurrence												
17.2 Other Liability - claims made												
17.3 Excess workers' compensation												
18. Products liability												
19.1 Private passenger auto no-fault (personal injury protection)												
19.2 Other private passenger auto liability	3,821,222	3,879,594		884,190	2,109,629	2,008,231	1,666,864	58,604	43,511	78,761	366,198	203,168
19.3 Commercial auto no-fault (personal injury protection)												
19.4 Other commercial auto liability												
21.1 Private passenger auto physical damage	1,642,000	1,621,902		439,031	985,173	959,970	66,771	1,521	3,251	2,207	165,676	85,230
21.2 Commercial auto physical damage												
22. Aircraft (all perils)												
23. Fidelity												
24. Surety												
26. Burglary and theft												
27. Boiler and machinery												
28. Credit												
30. Warranty												
34. Aggregate write-ins for other lines of business												
35. TOTALS (a)	5,463,222	5,501,496		1,323,221	3,094,802	2,968,201	1,733,635	60,125	46,762	80,968	531,874	288,398
DETAILS OF WRITE-INS												
3401.												
3402.												
3403.												
3498. Summary of remaining write-ins for Line 34 from overflow page												
3499. Totals (Lines 3401 thru 3403 plus 3498)(Line 34 above)												

(a) Finance and service charges not included in Lines 1 to 35 \$ 267,191
(b) For health business on indicated lines report: Number of persons insured under PPO managed care products and number of persons insured under indemnity only products



ANNUAL STATEMENT FOR THE YEAR 2015 OF THE Bristol West Insurance Company

EXHIBIT OF PREMIUMS AND LOSSES (Statutory Page 14)

NAIC Group Code 0069 BUSINESS IN THE STATE OF Arizona DURING THE YEAR 2015 NAIC Company Code 19658

Line of Business	Gross Premiums, Including Policy and Membership Fees, Less Return Premiums and Premiums on Policies not Taken		3 Dividends Paid or Credited to Policyholders on Direct Business	4 Direct Unearned Premium Reserves	5 Direct Losses Paid (deducting salvage)	6 Direct Losses Incurred	7 Direct Losses Unpaid	8 Direct Defense and Cost Containment Expense Paid	9 Direct Defense and Cost Containment Expense Incurred	10 Direct Defense and Cost Containment Expense Unpaid	11 Commissions and Brokerage Expenses	12 Taxes, Licenses and Fees
	1 Direct Premiums Written	2 Direct Premiums Earned										
1. Fire												
2.1 Allied lines												
2.2 Multiple peril crop												
2.3 Federal flood												
2.4. Private crop												
3. Farmowners multiple peril												
4. Homeowners multiple peril												
5.1 Commercial multiple peril (non-liability portion)												
5.2 Commercial multiple peril (liability portion)												
6. Mortgage guaranty												
8. Ocean marine												
9. Inland marine												
10. Financial guaranty												
11. Medical professional liability												
12. Earthquake												
13. Group accident and health (b)												
14. Credit accident and health (group and individual)												
15.1 Collectively renewable accident and health (b)												
15.2 Non-cancelable accident and health(b)												
15.3 Guaranteed renewable accident and health(b)												
15.4 Non-renewable for stated reasons only (b)												
15.5 Other accident only												
15.6 Medicare Title XVIII exempt from state taxes or fees												
15.7 All other accident and health (b)												
15.8 Federal employees health benefits plan premium (b)												
16. Workers' compensation												
17.1 Other Liability - occurrence												
17.2 Other Liability - claims made												
17.3 Excess workers' compensation												
18. Products liability												
19.1 Private passenger auto no-fault (personal injury protection)												
19.2 Other private passenger auto liability												
19.3 Commercial auto no-fault (personal injury protection)												
19.4 Other commercial auto liability												
21.1 Private passenger auto physical damage												
21.2 Commercial auto physical damage												
22. Aircraft (all perils)												
23. Fidelity												
24. Surety												
26. Burglary and theft												
27. Boiler and machinery												
28. Credit												
30. Warranty												
34. Aggregate write-ins for other lines of business												
35. TOTALS (a)												
DETAILS OF WRITE-INS												
3401.												
3402.												
3403.												
3498. Summary of remaining write-ins for Line 34 from overflow page												
3499. Totals (Lines 3401 thru 3403 plus 3498)(Line 34 above)												

(a) Finance and service charges not included in Lines 1 to 35 \$
(b) For health business on indicated lines report: Number of persons insured under PPO managed care products and number of persons insured under indemnity only products



ANNUAL STATEMENT FOR THE YEAR 2015 OF THE Bristol West Insurance Company

EXHIBIT OF PREMIUMS AND LOSSES (Statutory Page 14)

NAIC Group Code 0069 BUSINESS IN THE STATE OF Arkansas DURING THE YEAR 2015 NAIC Company Code 19658

Line of Business	Gross Premiums, Including Policy and Membership Fees, Less Return Premiums and Premiums on Policies not Taken		3 Dividends Paid or Credited to Policyholders on Direct Business	4 Direct Unearned Premium Reserves	5 Direct Losses Paid (deducting salvage)	6 Direct Losses Incurred	7 Direct Losses Unpaid	8 Direct Defense and Cost Containment Expense Paid	9 Direct Defense and Cost Containment Expense Incurred	10 Direct Defense and Cost Containment Expense Unpaid	11 Commissions and Brokerage Expenses	12 Taxes, Licenses and Fees
	1 Direct Premiums Written	2 Direct Premiums Earned										
1. Fire												
2.1 Allied lines												
2.2 Multiple peril crop												
2.3 Federal flood												
2.4. Private crop												
3. Farmowners multiple peril												
4. Homeowners multiple peril												
5.1 Commercial multiple peril (non-liability portion)												
5.2 Commercial multiple peril (liability portion)												
6. Mortgage guaranty												
8. Ocean marine												
9. Inland marine												
10. Financial guaranty												
11. Medical professional liability												
12. Earthquake												
13. Group accident and health (b)												
14. Credit accident and health (group and individual)												
15.1 Collectively renewable accident and health (b)												
15.2 Non-cancelable accident and health(b)												
15.3 Guaranteed renewable accident and health(b)												
15.4 Non-renewable for stated reasons only (b)												
15.5 Other accident only												
15.6 Medicare Title XVIII exempt from state taxes or fees												
15.7 All other accident and health (b)												
15.8 Federal employees health benefits plan premium (b)												
16. Workers' compensation												
17.1 Other Liability - occurrence												
17.2 Other Liability - claims made												
17.3 Excess workers' compensation												
18. Products liability												
19.1 Private passenger auto no-fault (personal injury protection)	62,732	66,100		15,901	75,156	56,357	20,062	27	(2,089)	2,373	6,097	3,627
19.2 Other private passenger auto liability	1,947,775	2,014,805		457,681	1,246,676	1,526,338	1,122,945	7,175	7,585	51,470	180,182	122,061
19.3 Commercial auto no-fault (personal injury protection)												
19.4 Other commercial auto liability												
21.1 Private passenger auto physical damage	844,227	912,157		187,598	677,319	682,581	30,761	468	(933)	1,474	79,836	54,866
21.2 Commercial auto physical damage												
22. Aircraft (all perils)												
23. Fidelity												
24. Surety												
26. Burglary and theft												
27. Boiler and machinery												
28. Credit												
30. Warranty												
34. Aggregate write-ins for other lines of business												
35. TOTALS (a)	2,854,734	2,993,062		661,180	1,999,151	2,265,276	1,173,768	7,670	4,563	55,317	266,115	180,554
DETAILS OF WRITE-INS												
3401.												
3402.												
3403.												
3498. Summary of remaining write-ins for Line 34 from overflow page												
3499. Totals (Lines 3401 thru 3403 plus 3498)(Line 34 above)												

(a) Finance and service charges not included in Lines 1 to 35 \$ 176,619
(b) For health business on indicated lines report: Number of persons insured under PPO managed care products and number of persons insured under indemnity only products



ANNUAL STATEMENT FOR THE YEAR 2015 OF THE Bristol West Insurance Company

EXHIBIT OF PREMIUMS AND LOSSES (Statutory Page 14)

NAIC Group Code 0069 BUSINESS IN THE STATE OF Colorado DURING THE YEAR 2015 NAIC Company Code 19658

Line of Business	Gross Premiums, Including Policy and Membership Fees, Less Return Premiums and Premiums on Policies not Taken		3 Dividends Paid or Credited to Policyholders on Direct Business	4 Direct Unearned Premium Reserves	5 Direct Losses Paid (deducting salvage)	6 Direct Losses Incurred	7 Direct Losses Unpaid	8 Direct Defense and Cost Containment Expense Paid	9 Direct Defense and Cost Containment Expense Incurred	10 Direct Defense and Cost Containment Expense Unpaid	11 Commissions and Brokerage Expenses	12 Taxes, Licenses and Fees
	1 Direct Premiums Written	2 Direct Premiums Earned										
1. Fire												
2.1 Allied lines												
2.2 Multiple peril crop												
2.3 Federal flood												
2.4. Private crop												
3. Farmowners multiple peril												
4. Homeowners multiple peril												
5.1 Commercial multiple peril (non-liability portion)												
5.2 Commercial multiple peril (liability portion)												
6. Mortgage guaranty												
8. Ocean marine												
9. Inland marine												
10. Financial guaranty												
11. Medical professional liability												
12. Earthquake												
13. Group accident and health (b)												
14. Credit accident and health (group and individual)												
15.1 Collectively renewable accident and health (b)												
15.2 Non-cancelable accident and health(b)												
15.3 Guaranteed renewable accident and health(b)												
15.4 Non-renewable for stated reasons only (b)												
15.5 Other accident only												
15.6 Medicare Title XVIII exempt from state taxes or fees												
15.7 All other accident and health (b)												
15.8 Federal employees health benefits plan premium (b)												
16. Workers' compensation												
17.1 Other Liability - occurrence												
17.2 Other Liability - claims made												
17.3 Excess workers' compensation												
18. Products liability												
19.1 Private passenger auto no-fault (personal injury protection)												
19.2 Other private passenger auto liability	36,835,078	36,123,588		9,733,198	23,173,055	27,995,229	24,390,645	618,937	552,315	653,824	3,689,568	791,308
19.3 Commercial auto no-fault (personal injury protection)												
19.4 Other commercial auto liability												
21.1 Private passenger auto physical damage	17,972,439	17,505,043		4,907,097	11,524,734	11,983,295	1,014,051	4,064	6,933	8,511	1,886,731	387,587
21.2 Commercial auto physical damage												
22. Aircraft (all perils)												
23. Fidelity												
24. Surety												
26. Burglary and theft												
27. Boiler and machinery												
28. Credit												
30. Warranty												
34. Aggregate write-ins for other lines of business												
35. TOTALS (a)	54,807,517	53,628,631		14,640,295	34,697,789	39,978,524	25,404,696	623,001	559,248	662,335	5,576,299	1,178,895
DETAILS OF WRITE-INS												
3401.												
3402.												
3403.												
3498. Summary of remaining write-ins for Line 34 from overflow page												
3499. Totals (Lines 3401 thru 3403 plus 3498)(Line 34 above)												

(a) Finance and service charges not included in Lines 1 to 35 \$ 2,819,868
(b) For health business on indicated lines report: Number of persons insured under PPO managed care products and number of persons insured under indemnity only products



ANNUAL STATEMENT FOR THE YEAR 2015 OF THE Bristol West Insurance Company

EXHIBIT OF PREMIUMS AND LOSSES (Statutory Page 14)

NAIC Group Code 0069 BUSINESS IN THE STATE OF Connecticut DURING THE YEAR 2015 NAIC Company Code 19658

Line of Business		Gross Premiums, Including Policy and Membership Fees, Less Return Premiums and Premiums on Policies not Taken		3 Dividends Paid or Credited to Policyholders on Direct Business	4 Direct Unearned Premium Reserves	5 Direct Losses Paid (deducting salvage)	6 Direct Losses Incurred	7 Direct Losses Unpaid	8 Direct Defense and Cost Containment Expense Paid	9 Direct Defense and Cost Containment Expense Incurred	10 Direct Defense and Cost Containment Expense Unpaid	11 Commissions and Brokerage Expenses	12 Taxes, Licenses and Fees
		1 Direct Premiums Written	2 Direct Premiums Earned										
1.	Fire												
2.1	Allied lines												
2.2	Multiple peril crop												
2.3	Federal flood												
2.4	Private crop												
3.	Farmowners multiple peril												
4.	Homeowners multiple peril												
5.1	Commercial multiple peril (non-liability portion)												
5.2	Commercial multiple peril (liability portion)												
6.	Mortgage guaranty												
8.	Ocean marine												
9.	Inland marine												
10.	Financial guaranty												
11.	Medical professional liability												
12.	Earthquake												
13.	Group accident and health (b)												
14.	Credit accident and health (group and individual)												
15.1	Collectively renewable accident and health (b)												
15.2	Non-cancelable accident and health(b)												
15.3	Guaranteed renewable accident and health(b)												
15.4	Non-renewable for stated reasons only (b)												
15.5	Other accident only												
15.6	Medicare Title XVIII exempt from state taxes or fees												
15.7	All other accident and health (b)												
15.8	Federal employees health benefits plan premium (b)												
16.	Workers' compensation												
17.1	Other Liability - occurrence												
17.2	Other Liability - claims made												
17.3	Excess workers' compensation												
18.	Products liability												
19.1	Private passenger auto no-fault (personal injury protection)												
19.2	Other private passenger auto liability												
19.3	Commercial auto no-fault (personal injury protection)												
19.4	Other commercial auto liability												
21.1	Private passenger auto physical damage												
21.2	Commercial auto physical damage												
22.	Aircraft (all perils)												
23.	Fidelity												
24.	Surety												
26.	Burglary and theft												
27.	Boiler and machinery												
28.	Credit												
30.	Warranty												
34.	Aggregate write-ins for other lines of business												
35.	TOTALS (a)												
DETAILS OF WRITE-INS													
3401.												
3402.												
3403.												
3498.	Summary of remaining write-ins for Line 34 from overflow page												
3499.	Totals (Lines 3401 thru 3403 plus 3498)(Line 34 above)												

(a) Finance and service charges not included in Lines 1 to 35 \$
(b) For health business on indicated lines report: Number of persons insured under PPO managed care products and number of persons insured under indemnity only products



ANNUAL STATEMENT FOR THE YEAR 2015 OF THE Bristol West Insurance Company

EXHIBIT OF PREMIUMS AND LOSSES (Statutory Page 14)

NAIC Group Code 0069 BUSINESS IN THE STATE OF Delaware DURING THE YEAR 2015 NAIC Company Code 19658

Line of Business	Gross Premiums, Including Policy and Membership Fees, Less Return Premiums and Premiums on Policies not Taken		3 Dividends Paid or Credited to Policyholders on Direct Business	4 Direct Unearned Premium Reserves	5 Direct Losses Paid (deducting salvage)	6 Direct Losses Incurred	7 Direct Losses Unpaid	8 Direct Defense and Cost Containment Expense Paid	9 Direct Defense and Cost Containment Expense Incurred	10 Direct Defense and Cost Containment Expense Unpaid	11 Commissions and Brokerage Expenses	12 Taxes, Licenses and Fees
	1 Direct Premiums Written	2 Direct Premiums Earned										
1. Fire												
2.1 Allied lines												
2.2 Multiple peril crop												
2.3 Federal flood												
2.4. Private crop												
3. Farmowners multiple peril												
4. Homeowners multiple peril												
5.1 Commercial multiple peril (non-liability portion)												
5.2 Commercial multiple peril (liability portion)												
6. Mortgage guaranty												
8. Ocean marine												
9. Inland marine												
10. Financial guaranty												
11. Medical professional liability												
12. Earthquake												
13. Group accident and health (b)												
14. Credit accident and health (group and individual)												
15.1 Collectively renewable accident and health (b)												
15.2 Non-cancelable accident and health(b)												
15.3 Guaranteed renewable accident and health(b)												
15.4 Non-renewable for stated reasons only (b)												
15.5 Other accident only												
15.6 Medicare Title XVIII exempt from state taxes or fees												
15.7 All other accident and health (b)												
15.8 Federal employees health benefits plan premium (b)												
16. Workers' compensation												
17.1 Other Liability - occurrence												
17.2 Other Liability - claims made												
17.3 Excess workers' compensation												
18. Products liability												
19.1 Private passenger auto no-fault (personal injury protection)												
19.2 Other private passenger auto liability												
19.3 Commercial auto no-fault (personal injury protection)												
19.4 Other commercial auto liability												
21.1 Private passenger auto physical damage												
21.2 Commercial auto physical damage												
22. Aircraft (all perils)												
23. Fidelity												
24. Surety												
26. Burglary and theft												
27. Boiler and machinery												
28. Credit												
30. Warranty												
34. Aggregate write-ins for other lines of business												
35. TOTALS (a)												
DETAILS OF WRITE-INS												
3401.												
3402.												
3403.												
3498. Summary of remaining write-ins for Line 34 from overflow page												
3499. Totals (Lines 3401 thru 3403 plus 3498)(Line 34 above)												

(a) Finance and service charges not included in Lines 1 to 35 \$
(b) For health business on indicated lines report: Number of persons insured under PPO managed care products and number of persons insured under indemnity only products



ANNUAL STATEMENT FOR THE YEAR 2015 OF THE Bristol West Insurance Company

EXHIBIT OF PREMIUMS AND LOSSES (Statutory Page 14)

NAIC Group Code 0069 BUSINESS IN THE STATE OF District of Columbia DURING THE YEAR 2015 NAIC Company Code 19658

Line of Business	Gross Premiums, Including Policy and Membership Fees, Less Return Premiums and Premiums on Policies not Taken		3 Dividends Paid or Credited to Policyholders on Direct Business	4 Direct Unearned Premium Reserves	5 Direct Losses Paid (deducting salvage)	6 Direct Losses Incurred	7 Direct Losses Unpaid	8 Direct Defense and Cost Containment Expense Paid	9 Direct Defense and Cost Containment Expense Incurred	10 Direct Defense and Cost Containment Expense Unpaid	11 Commissions and Brokerage Expenses	12 Taxes, Licenses and Fees
	1 Direct Premiums Written	2 Direct Premiums Earned										
1. Fire												
2.1 Allied lines												
2.2 Multiple peril crop												
2.3 Federal flood												
2.4. Private crop												
3. Farmowners multiple peril												
4. Homeowners multiple peril												
5.1 Commercial multiple peril (non-liability portion)												
5.2 Commercial multiple peril (liability portion)												
6. Mortgage guaranty												
8. Ocean marine												
9. Inland marine												
10. Financial guaranty												
11. Medical professional liability												
12. Earthquake												
13. Group accident and health (b)												
14. Credit accident and health (group and individual)												
15.1 Collectively renewable accident and health (b)												
15.2 Non-cancelable accident and health(b)												
15.3 Guaranteed renewable accident and health(b)												
15.4 Non-renewable for stated reasons only (b)												
15.5 Other accident only												
15.6 Medicare Title XVIII exempt from state taxes or fees												
15.7 All other accident and health (b)												
15.8 Federal employees health benefits plan premium (b)												
16. Workers' compensation												
17.1 Other Liability - occurrence												
17.2 Other Liability - claims made												
17.3 Excess workers' compensation												
18. Products liability												
19.1 Private passenger auto no-fault (personal injury protection)												
19.2 Other private passenger auto liability												
19.3 Commercial auto no-fault (personal injury protection)												
19.4 Other commercial auto liability												
21.1 Private passenger auto physical damage												
21.2 Commercial auto physical damage												
22. Aircraft (all perils)												
23. Fidelity												
24. Surety												
26. Burglary and theft												
27. Boiler and machinery												
28. Credit												
30. Warranty												
34. Aggregate write-ins for other lines of business												
35. TOTALS (a)												
DETAILS OF WRITE-INS												
3401.												
3402.												
3403.												
3498. Summary of remaining write-ins for Line 34 from overflow page												
3499. Totals (Lines 3401 thru 3403 plus 3498)(Line 34 above)												

(a) Finance and service charges not included in Lines 1 to 35 \$
(b) For health business on indicated lines report: Number of persons insured under PPO managed care products and number of persons insured under indemnity only products



ANNUAL STATEMENT FOR THE YEAR 2015 OF THE Bristol West Insurance Company

EXHIBIT OF PREMIUMS AND LOSSES (Statutory Page 14)

NAIC Group Code 0069 BUSINESS IN THE STATE OF Florida DURING THE YEAR 2015 NAIC Company Code 19658

Line of Business	Gross Premiums, Including Policy and Membership Fees, Less Return Premiums and Premiums on Policies not Taken		3 Dividends Paid or Credited to Policyholders on Direct Business	4 Direct Unearned Premium Reserves	5 Direct Losses Paid (deducting salvage)	6 Direct Losses Incurred	7 Direct Losses Unpaid	8 Direct Defense and Cost Containment Expense Paid	9 Direct Defense and Cost Containment Expense Incurred	10 Direct Defense and Cost Containment Expense Unpaid	11 Commissions and Brokerage Expenses	12 Taxes, Licenses and Fees
	1 Direct Premiums Written	2 Direct Premiums Earned										
1. Fire												
2.1 Allied lines												
2.2 Multiple peril crop												
2.3 Federal flood												
2.4. Private crop												
3. Farmowners multiple peril												
4. Homeowners multiple peril												
5.1 Commercial multiple peril (non-liability portion)												
5.2 Commercial multiple peril (liability portion)												
6. Mortgage guaranty												
8. Ocean marine												
9. Inland marine												
10. Financial guaranty												
11. Medical professional liability												
12. Earthquake												
13. Group accident and health (b)												
14. Credit accident and health (group and individual)												
15.1 Collectively renewable accident and health (b)												
15.2 Non-cancelable accident and health(b)												
15.3 Guaranteed renewable accident and health(b)												
15.4 Non-renewable for stated reasons only (b)												
15.5 Other accident only												
15.6 Medicare Title XVIII exempt from state taxes or fees												
15.7 All other accident and health (b)												
15.8 Federal employees health benefits plan premium (b)												
16. Workers' compensation												
17.1 Other Liability - occurrence												
17.2 Other Liability - claims made												
17.3 Excess workers' compensation												
18. Products liability												
19.1 Private passenger auto no-fault (personal injury protection)	562,794	575,202		151,965	333,651	313,594	192,995	15,353	34,876	68,651	52,636	10,466
19.2 Other private passenger auto liability	772,211	788,216		196,051	482,970	490,527	561,212	15,205	8,819	49,646	67,536	14,622
19.3 Commercial auto no-fault (personal injury protection)												
19.4 Other commercial auto liability												
21.1 Private passenger auto physical damage	437,817	444,309		119,509	400,297	399,874	4,156	13,102	13,062	487	41,223	8,127
21.2 Commercial auto physical damage												
22. Aircraft (all perils)												
23. Fidelity												
24. Surety												
26. Burglary and theft												
27. Boiler and machinery												
28. Credit												
30. Warranty												
34. Aggregate write-ins for other lines of business												
35. TOTALS (a)	1,772,822	1,807,727		467,525	1,216,918	1,203,995	758,363	43,660	56,757	118,784	161,395	33,215
DETAILS OF WRITE-INS												
3401.												
3402.												
3403.												
3498. Summary of remaining write-ins for Line 34 from overflow page												
3499. Totals (Lines 3401 thru 3403 plus 3498)(Line 34 above)												

(a) Finance and service charges not included in Lines 1 to 35 \$ 72,534

(b) For health business on indicated lines report: Number of persons insured under PPO managed care products and number of persons insured under indemnity only products



ANNUAL STATEMENT FOR THE YEAR 2015 OF THE Bristol West Insurance Company

EXHIBIT OF PREMIUMS AND LOSSES (Statutory Page 14)

NAIC Group Code 0069 BUSINESS IN THE STATE OF Georgia DURING THE YEAR 2015 NAIC Company Code 19658

Line of Business	Gross Premiums, Including Policy and Membership Fees, Less Return Premiums and Premiums on Policies not Taken		3 Dividends Paid or Credited to Policyholders on Direct Business	4 Direct Unearned Premium Reserves	5 Direct Losses Paid (deducting salvage)	6 Direct Losses Incurred	7 Direct Losses Unpaid	8 Direct Defense and Cost Containment Expense Paid	9 Direct Defense and Cost Containment Expense Incurred	10 Direct Defense and Cost Containment Expense Unpaid	11 Commissions and Brokerage Expenses	12 Taxes, Licenses and Fees
	1 Direct Premiums Written	2 Direct Premiums Earned										
1. Fire												
2.1 Allied lines												
2.2 Multiple peril crop												
2.3 Federal flood												
2.4. Private crop												
3. Farmowners multiple peril												
4. Homeowners multiple peril												
5.1 Commercial multiple peril (non-liability portion)												
5.2 Commercial multiple peril (liability portion)												
6. Mortgage guaranty												
8. Ocean marine												
9. Inland marine												
10. Financial guaranty												
11. Medical professional liability												
12. Earthquake												
13. Group accident and health (b)												
14. Credit accident and health (group and individual)												
15.1 Collectively renewable accident and health (b)												
15.2 Non-cancelable accident and health(b)												
15.3 Guaranteed renewable accident and health(b)												
15.4 Non-renewable for stated reasons only (b)												
15.5 Other accident only												
15.6 Medicare Title XVIII exempt from state taxes or fees												
15.7 All other accident and health (b)												
15.8 Federal employees health benefits plan premium (b)												
16. Workers' compensation												
17.1 Other Liability - occurrence												
17.2 Other Liability - claims made												
17.3 Excess workers' compensation												
18. Products liability												
19.1 Private passenger auto no-fault (personal injury protection)												
19.2 Other private passenger auto liability	86,391	88,909		20,999	98,220	99,717	30,385	4,075	1,203	8,282	10,099	7,072
19.3 Commercial auto no-fault (personal injury protection)												
19.4 Other commercial auto liability												
21.1 Private passenger auto physical damage	52,819	54,992		12,232	21,712	20,620	3,569		(70)	67	6,416	4,389
21.2 Commercial auto physical damage												
22. Aircraft (all perils)												
23. Fidelity												
24. Surety												
26. Burglary and theft												
27. Boiler and machinery												
28. Credit												
30. Warranty												
34. Aggregate write-ins for other lines of business												
35. TOTALS (a)	139,210	143,901		33,231	119,932	120,337	33,954	4,075	1,133	8,349	16,515	11,461
DETAILS OF WRITE-INS												
3401.												
3402.												
3403.												
3498. Summary of remaining write-ins for Line 34 from overflow page												
3499. Totals (Lines 3401 thru 3403 plus 3498)(Line 34 above)												

(a) Finance and service charges not included in Lines 1 to 35 \$ 7,552

(b) For health business on indicated lines report: Number of persons insured under PPO managed care products and number of persons insured under indemnity only products



ANNUAL STATEMENT FOR THE YEAR 2015 OF THE Bristol West Insurance Company
EXHIBIT OF PREMIUMS AND LOSSES (Statutory Page 14)

NAIC Group Code 0069 BUSINESS IN THE STATE OF Hawaii DURING THE YEAR 2015 NAIC Company Code 19658

Line of Business	Gross Premiums, Including Policy and Membership Fees, Less Return Premiums and Premiums on Policies not Taken		3 Dividends Paid or Credited to Policyholders on Direct Business	4 Direct Unearned Premium Reserves	5 Direct Losses Paid (deducting salvage)	6 Direct Losses Incurred	7 Direct Losses Unpaid	8 Direct Defense and Cost Containment Expense Paid	9 Direct Defense and Cost Containment Expense Incurred	10 Direct Defense and Cost Containment Expense Unpaid	11 Commissions and Brokerage Expenses	12 Taxes, Licenses and Fees
	1 Direct Premiums Written	2 Direct Premiums Earned										
1. Fire												
2.1 Allied lines												
2.2 Multiple peril crop												
2.3 Federal flood												
2.4. Private crop												
3. Farmowners multiple peril												
4. Homeowners multiple peril												
5.1 Commercial multiple peril (non-liability portion)												
5.2 Commercial multiple peril (liability portion)												
6. Mortgage guaranty												
8. Ocean marine												
9. Inland marine												
10. Financial guaranty												
11. Medical professional liability												
12. Earthquake												
13. Group accident and health (b)												
14. Credit accident and health (group and individual)												
15.1 Collectively renewable accident and health (b)												
15.2 Non-cancelable accident and health(b)												
15.3 Guaranteed renewable accident and health(b)												
15.4 Non-renewable for stated reasons only (b)												
15.5 Other accident only												
15.6 Medicare Title XVIII exempt from state taxes or fees												
15.7 All other accident and health (b)												
15.8 Federal employees health benefits plan premium (b)												
16. Workers' compensation												
17.1 Other Liability - occurrence												
17.2 Other Liability - claims made												
17.3 Excess workers' compensation												
18. Products liability												
19.1 Private passenger auto no-fault (personal injury protection)												
19.2 Other private passenger auto liability												
19.3 Commercial auto no-fault (personal injury protection)												
19.4 Other commercial auto liability												
21.1 Private passenger auto physical damage												
21.2 Commercial auto physical damage												
22. Aircraft (all perils)												
23. Fidelity												
24. Surety												
26. Burglary and theft												
27. Boiler and machinery												
28. Credit												
30. Warranty												
34. Aggregate write-ins for other lines of business												
35. TOTALS (a)												
DETAILS OF WRITE-INS												
3401.												
3402.												
3403.												
3498. Summary of remaining write-ins for Line 34 from overflow page												
3499. Totals (Lines 3401 thru 3403 plus 3498)(Line 34 above)												

(a) Finance and service charges not included in Lines 1 to 35 \$
(b) For health business on indicated lines report: Number of persons insured under PPO managed care products and number of persons insured under indemnity only products



ANNUAL STATEMENT FOR THE YEAR 2015 OF THE Bristol West Insurance Company

EXHIBIT OF PREMIUMS AND LOSSES (Statutory Page 14)

NAIC Group Code 0069 BUSINESS IN THE STATE OF Idaho DURING THE YEAR 2015 NAIC Company Code 19658

Line of Business	Gross Premiums, Including Policy and Membership Fees, Less Return Premiums and Premiums on Policies not Taken		3 Dividends Paid or Credited to Policyholders on Direct Business	4 Direct Unearned Premium Reserves	5 Direct Losses Paid (deducting salvage)	6 Direct Losses Incurred	7 Direct Losses Unpaid	8 Direct Defense and Cost Containment Expense Paid	9 Direct Defense and Cost Containment Expense Incurred	10 Direct Defense and Cost Containment Expense Unpaid	11 Commissions and Brokerage Expenses	12 Taxes, Licenses and Fees
	1 Direct Premiums Written	2 Direct Premiums Earned										
1. Fire												
2.1 Allied lines												
2.2 Multiple peril crop												
2.3 Federal flood												
2.4. Private crop												
3. Farmowners multiple peril												
4. Homeowners multiple peril												
5.1 Commercial multiple peril (non-liability portion)												
5.2 Commercial multiple peril (liability portion)												
6. Mortgage guaranty												
8. Ocean marine												
9. Inland marine												
10. Financial guaranty												
11. Medical professional liability												
12. Earthquake												
13. Group accident and health (b)												
14. Credit accident and health (group and individual)												
15.1 Collectively renewable accident and health (b)												
15.2 Non-cancelable accident and health(b)												
15.3 Guaranteed renewable accident and health(b)												
15.4 Non-renewable for stated reasons only (b)												
15.5 Other accident only												
15.6 Medicare Title XVIII exempt from state taxes or fees												
15.7 All other accident and health (b)												
15.8 Federal employees health benefits plan premium (b)												
16. Workers' compensation												
17.1 Other Liability - occurrence												
17.2 Other Liability - claims made												
17.3 Excess workers' compensation												
18. Products liability												
19.1 Private passenger auto no-fault (personal injury protection)												
19.2 Other private passenger auto liability	2,324,848	2,324,628		554,421	1,285,056	1,301,771	1,132,438	24,816	25,007	66,473	222,287	40,952
19.3 Commercial auto no-fault (personal injury protection)												
19.4 Other commercial auto liability												
21.1 Private passenger auto physical damage	710,716	707,102		190,454	390,917	417,796	64,964		(68)	501	72,940	11,943
21.2 Commercial auto physical damage												
22. Aircraft (all perils)												
23. Fidelity												
24. Surety												
26. Burglary and theft												
27. Boiler and machinery												
28. Credit												
30. Warranty												
34. Aggregate write-ins for other lines of business												
35. TOTALS (a)	3,035,564	3,031,730		744,875	1,675,973	1,719,567	1,197,402	24,816	24,939	66,974	295,227	52,895
DETAILS OF WRITE-INS												
3401.												
3402.												
3403.												
3498. Summary of remaining write-ins for Line 34 from overflow page												
3499. Totals (Lines 3401 thru 3403 plus 3498)(Line 34 above)												

(a) Finance and service charges not included in Lines 1 to 35 \$ 215,080
(b) For health business on indicated lines report: Number of persons insured under PPO managed care products and number of persons insured under indemnity only products



ANNUAL STATEMENT FOR THE YEAR 2015 OF THE Bristol West Insurance Company

EXHIBIT OF PREMIUMS AND LOSSES (Statutory Page 14)

NAIC Group Code 0069 BUSINESS IN THE STATE OF Illinois DURING THE YEAR 2015 NAIC Company Code 19658

Line of Business	Gross Premiums, Including Policy and Membership Fees, Less Return Premiums and Premiums on Policies not Taken		3 Dividends Paid or Credited to Policyholders on Direct Business	4 Direct Unearned Premium Reserves	5 Direct Losses Paid (deducting salvage)	6 Direct Losses Incurred	7 Direct Losses Unpaid	8 Direct Defense and Cost Containment Expense Paid	9 Direct Defense and Cost Containment Expense Incurred	10 Direct Defense and Cost Containment Expense Unpaid	11 Commissions and Brokerage Expenses	12 Taxes, Licenses and Fees
	1 Direct Premiums Written	2 Direct Premiums Earned										
1. Fire												
2.1 Allied lines												
2.2 Multiple peril crop												
2.3 Federal flood												
2.4. Private crop												
3. Farmowners multiple peril												
4. Homeowners multiple peril												
5.1 Commercial multiple peril (non-liability portion)												
5.2 Commercial multiple peril (liability portion)												
6. Mortgage guaranty												
8. Ocean marine												
9. Inland marine												
10. Financial guaranty												
11. Medical professional liability												
12. Earthquake												
13. Group accident and health (b)												
14. Credit accident and health (group and individual)												
15.1 Collectively renewable accident and health (b)												
15.2 Non-cancelable accident and health(b)												
15.3 Guaranteed renewable accident and health(b)												
15.4 Non-renewable for stated reasons only (b)												
15.5 Other accident only												
15.6 Medicare Title XVIII exempt from state taxes or fees												
15.7 All other accident and health (b)												
15.8 Federal employees health benefits plan premium (b)												
16. Workers' compensation												
17.1 Other Liability - occurrence												
17.2 Other Liability - claims made												
17.3 Excess workers' compensation												
18. Products liability												
19.1 Private passenger auto no-fault (personal injury protection)												
19.2 Other private passenger auto liability	16,376,044	14,926,962		4,740,484	8,071,456	10,416,790	7,687,471	68,593	215,686	418,160	1,584,536	279,285
19.3 Commercial auto no-fault (personal injury protection)												
19.4 Other commercial auto liability												
21.1 Private passenger auto physical damage	9,918,074	9,004,632		2,942,979	5,247,183	5,537,266	441,866	2,887	5,799	6,994	999,385	168,264
21.2 Commercial auto physical damage												
22. Aircraft (all perils)												
23. Fidelity												
24. Surety												
26. Burglary and theft												
27. Boiler and machinery												
28. Credit												
30. Warranty												
34. Aggregate write-ins for other lines of business												
35. TOTALS (a)	26,294,118	23,931,594		7,683,463	13,318,639	15,954,056	8,129,337	71,480	221,485	425,154	2,583,921	447,549
DETAILS OF WRITE-INS												
3401.												
3402.												
3403.												
3498. Summary of remaining write-ins for Line 34 from overflow page												
3499. Totals (Lines 3401 thru 3403 plus 3498)(Line 34 above)												

(a) Finance and service charges not included in Lines 1 to 35 \$ 1,285,857

(b) For health business on indicated lines report: Number of persons insured under PPO managed care products and number of persons insured under indemnity only products



ANNUAL STATEMENT FOR THE YEAR 2015 OF THE Bristol West Insurance Company

EXHIBIT OF PREMIUMS AND LOSSES (Statutory Page 14)

NAIC Group Code 0069 BUSINESS IN THE STATE OF Indiana DURING THE YEAR 2015 NAIC Company Code 19658

Line of Business	Gross Premiums, Including Policy and Membership Fees, Less Return Premiums and Premiums on Policies not Taken		3 Dividends Paid or Credited to Policyholders on Direct Business	4 Direct Unearned Premium Reserves	5 Direct Losses Paid (deducting salvage)	6 Direct Losses Incurred	7 Direct Losses Unpaid	8 Direct Defense and Cost Containment Expense Paid	9 Direct Defense and Cost Containment Expense Incurred	10 Direct Defense and Cost Containment Expense Unpaid	11 Commissions and Brokerage Expenses	12 Taxes, Licenses and Fees
	1 Direct Premiums Written	2 Direct Premiums Earned										
1. Fire												
2.1 Allied lines												
2.2 Multiple peril crop												
2.3 Federal flood												
2.4. Private crop												
3. Farmowners multiple peril												
4. Homeowners multiple peril												
5.1 Commercial multiple peril (non-liability portion)												
5.2 Commercial multiple peril (liability portion)												
6. Mortgage guaranty												
8. Ocean marine												
9. Inland marine												
10. Financial guaranty												
11. Medical professional liability												
12. Earthquake												
13. Group accident and health (b)												
14. Credit accident and health (group and individual)												
15.1 Collectively renewable accident and health (b)												
15.2 Non-cancelable accident and health(b)												
15.3 Guaranteed renewable accident and health(b)												
15.4 Non-renewable for stated reasons only (b)												
15.5 Other accident only												
15.6 Medicare Title XVIII exempt from state taxes or fees												
15.7 All other accident and health (b)												
15.8 Federal employees health benefits plan premium (b)												
16. Workers' compensation												
17.1 Other Liability - occurrence												
17.2 Other Liability - claims made												
17.3 Excess workers' compensation												
18. Products liability												
19.1 Private passenger auto no-fault (personal injury protection)												
19.2 Other private passenger auto liability	7,846,218	7,979,379		1,960,707	4,512,636	3,915,716	4,410,991	263,322	199,768	525,909	740,774	122,827
19.3 Commercial auto no-fault (personal injury protection)												
19.4 Other commercial auto liability												
21.1 Private passenger auto physical damage	4,021,719	4,066,476		1,080,637	2,469,837	2,496,411	130,271	1,278	(321)	3,480	404,002	61,311
21.2 Commercial auto physical damage												
22. Aircraft (all perils)												
23. Fidelity												
24. Surety												
26. Burglary and theft												
27. Boiler and machinery												
28. Credit												
30. Warranty												
34. Aggregate write-ins for other lines of business												
35. TOTALS (a)	11,867,937	12,045,855		3,041,344	6,982,473	6,412,127	4,541,262	264,600	199,447	529,389	1,144,776	184,138
DETAILS OF WRITE-INS												
3401.												
3402.												
3403.												
3498. Summary of remaining write-ins for Line 34 from overflow page												
3499. Totals (Lines 3401 thru 3403 plus 3498)(Line 34 above)												

(a) Finance and service charges not included in Lines 1 to 35 \$ 766,328

(b) For health business on indicated lines report: Number of persons insured under PPO managed care products and number of persons insured under indemnity only products



ANNUAL STATEMENT FOR THE YEAR 2015 OF THE Bristol West Insurance Company
EXHIBIT OF PREMIUMS AND LOSSES (Statutory Page 14)

NAIC Group Code 0069 BUSINESS IN THE STATE OF Iowa DURING THE YEAR 2015 NAIC Company Code 19658

Line of Business	Gross Premiums, Including Policy and Membership Fees, Less Return Premiums and Premiums on Policies not Taken		3 Dividends Paid or Credited to Policyholders on Direct Business	4 Direct Unearned Premium Reserves	5 Direct Losses Paid (deducting salvage)	6 Direct Losses Incurred	7 Direct Losses Unpaid	8 Direct Defense and Cost Containment Expense Paid	9 Direct Defense and Cost Containment Expense Incurred	10 Direct Defense and Cost Containment Expense Unpaid	11 Commissions and Brokerage Expenses	12 Taxes, Licenses and Fees
	1 Direct Premiums Written	2 Direct Premiums Earned										
1. Fire												
2.1 Allied lines												
2.2 Multiple peril crop												
2.3 Federal flood												
2.4. Private crop												
3. Farmowners multiple peril												
4. Homeowners multiple peril												
5.1 Commercial multiple peril (non-liability portion)												
5.2 Commercial multiple peril (liability portion)												
6. Mortgage guaranty												
8. Ocean marine												
9. Inland marine												
10. Financial guaranty												
11. Medical professional liability												
12. Earthquake												
13. Group accident and health (b)												
14. Credit accident and health (group and individual)												
15.1 Collectively renewable accident and health (b)												
15.2 Non-cancelable accident and health(b)												
15.3 Guaranteed renewable accident and health(b)												
15.4 Non-renewable for stated reasons only (b)												
15.5 Other accident only												
15.6 Medicare Title XVIII exempt from state taxes or fees												
15.7 All other accident and health (b)												
15.8 Federal employees health benefits plan premium (b)												
16. Workers' compensation												
17.1 Other Liability - occurrence												
17.2 Other Liability - claims made												
17.3 Excess workers' compensation												
18. Products liability												
19.1 Private passenger auto no-fault (personal injury protection)												
19.2 Other private passenger auto liability	1,574,744	1,531,921		416,761	989,486	1,327,793	866,215	10,788	3,180	48,920	157,273	41,658
19.3 Commercial auto no-fault (personal injury protection)												
19.4 Other commercial auto liability												
21.1 Private passenger auto physical damage	772,810	758,737		222,615	323,534	340,699	32,285		(106)	333	81,665	20,201
21.2 Commercial auto physical damage												
22. Aircraft (all perils)												
23. Fidelity												
24. Surety												
26. Burglary and theft												
27. Boiler and machinery												
28. Credit												
30. Warranty												
34. Aggregate write-ins for other lines of business												
35. TOTALS (a)	2,347,554	2,290,658		639,376	1,313,020	1,668,492	898,500	10,788	3,074	49,253	238,938	61,859
DETAILS OF WRITE-INS												
3401.												
3402.												
3403.												
3498. Summary of remaining write-ins for Line 34 from overflow page												
3499. Totals (Lines 3401 thru 3403 plus 3498)(Line 34 above)												

(a) Finance and service charges not included in Lines 1 to 35 \$ 166,617
(b) For health business on indicated lines report: Number of persons insured under PPO managed care products and number of persons insured under indemnity only products



ANNUAL STATEMENT FOR THE YEAR 2015 OF THE Bristol West Insurance Company

EXHIBIT OF PREMIUMS AND LOSSES (Statutory Page 14)

NAIC Group Code 0069 BUSINESS IN THE STATE OF Kansas DURING THE YEAR 2015 NAIC Company Code 19658

Line of Business	Gross Premiums, Including Policy and Membership Fees, Less Return Premiums and Premiums on Policies not Taken		3 Dividends Paid or Credited to Policyholders on Direct Business	4 Direct Unearned Premium Reserves	5 Direct Losses Paid (deducting salvage)	6 Direct Losses Incurred	7 Direct Losses Unpaid	8 Direct Defense and Cost Containment Expense Paid	9 Direct Defense and Cost Containment Expense Incurred	10 Direct Defense and Cost Containment Expense Unpaid	11 Commissions and Brokerage Expenses	12 Taxes, Licenses and Fees
	1 Direct Premiums Written	2 Direct Premiums Earned										
1. Fire												
2.1 Allied lines												
2.2 Multiple peril crop												
2.3 Federal flood												
2.4. Private crop												
3. Farmowners multiple peril												
4. Homeowners multiple peril												
5.1 Commercial multiple peril (non-liability portion)												
5.2 Commercial multiple peril (liability portion)												
6. Mortgage guaranty												
8. Ocean marine												
9. Inland marine												
10. Financial guaranty												
11. Medical professional liability												
12. Earthquake												
13. Group accident and health (b)												
14. Credit accident and health (group and individual)												
15.1 Collectively renewable accident and health (b)												
15.2 Non-cancelable accident and health(b)												
15.3 Guaranteed renewable accident and health(b)												
15.4 Non-renewable for stated reasons only (b)												
15.5 Other accident only												
15.6 Medicare Title XVIII exempt from state taxes or fees												
15.7 All other accident and health (b)												
15.8 Federal employees health benefits plan premium (b)												
16. Workers' compensation												
17.1 Other Liability - occurrence												
17.2 Other Liability - claims made												
17.3 Excess workers' compensation												
18. Products liability												
19.1 Private passenger auto no-fault (personal injury protection)	1,047,991	1,066,495		311,719	443,714	468,459	62,609	2,846	4,229	2,688	109,957	15,357
19.2 Other private passenger auto liability	5,184,442	5,115,733		1,534,587	3,617,569	4,512,590	2,396,762	12,488	17,382	37,966	536,811	82,503
19.3 Commercial auto no-fault (personal injury protection)												
19.4 Other commercial auto liability												
21.1 Private passenger auto physical damage	2,413,788	2,504,815		728,685	1,308,433	1,341,156	96,179		24	525	252,065	35,915
21.2 Commercial auto physical damage												
22. Aircraft (all perils)												
23. Fidelity												
24. Surety												
26. Burglary and theft												
27. Boiler and machinery												
28. Credit												
30. Warranty												
34. Aggregate write-ins for other lines of business												
35. TOTALS (a)	8,646,221	8,687,043		2,574,991	5,369,716	6,322,205	2,555,550	15,334	21,635	41,179	898,833	133,775
DETAILS OF WRITE-INS												
3401.												
3402.												
3403.												
3498. Summary of remaining write-ins for Line 34 from overflow page												
3499. Totals (Lines 3401 thru 3403 plus 3498)(Line 34 above)												

(a) Finance and service charges not included in Lines 1 to 35 \$ 758,410
(b) For health business on indicated lines report: Number of persons insured under PPO managed care products and number of persons insured under indemnity only products



ANNUAL STATEMENT FOR THE YEAR 2015 OF THE Bristol West Insurance Company

EXHIBIT OF PREMIUMS AND LOSSES (Statutory Page 14)

NAIC Group Code 0069 BUSINESS IN THE STATE OF Kentucky DURING THE YEAR 2015 NAIC Company Code 19658

Line of Business	Gross Premiums, Including Policy and Membership Fees, Less Return Premiums and Premiums on Policies not Taken		3 Dividends Paid or Credited to Policyholders on Direct Business	4 Direct Unearned Premium Reserves	5 Direct Losses Paid (deducting salvage)	6 Direct Losses Incurred	7 Direct Losses Unpaid	8 Direct Defense and Cost Containment Expense Paid	9 Direct Defense and Cost Containment Expense Incurred	10 Direct Defense and Cost Containment Expense Unpaid	11 Commissions and Brokerage Expenses	12 Taxes, Licenses and Fees
	1 Direct Premiums Written	2 Direct Premiums Earned										
1. Fire												
2.1 Allied lines												
2.2 Multiple peril crop												
2.3 Federal flood												
2.4. Private crop												
3. Farmowners multiple peril												
4. Homeowners multiple peril												
5.1 Commercial multiple peril (non-liability portion)												
5.2 Commercial multiple peril (liability portion)												
6. Mortgage guaranty												
8. Ocean marine												
9. Inland marine												
10. Financial guaranty												
11. Medical professional liability												
12. Earthquake												
13. Group accident and health (b)												
14. Credit accident and health (group and individual)												
15.1 Collectively renewable accident and health (b)												
15.2 Non-cancelable accident and health(b)												
15.3 Guaranteed renewable accident and health(b)												
15.4 Non-renewable for stated reasons only (b)												
15.5 Other accident only												
15.6 Medicare Title XVIII exempt from state taxes or fees												
15.7 All other accident and health (b)												
15.8 Federal employees health benefits plan premium (b)												
16. Workers' compensation												
17.1 Other Liability - occurrence												
17.2 Other Liability - claims made												
17.3 Excess workers' compensation												
18. Products liability												
19.1 Private passenger auto no-fault (personal injury protection)	1,512,275	1,538,062		366,525	716,296	607,446	(118,961)	5,512	6,342	14,662	150,425	46,470
19.2 Other private passenger auto liability	4,558,825	4,576,721		1,126,064	3,110,578	3,817,537	3,137,825	69,276	47,143	165,632	438,779	141,807
19.3 Commercial auto no-fault (personal injury protection)												
19.4 Other commercial auto liability												
21.1 Private passenger auto physical damage	1,745,210	1,781,615		405,413	1,310,731	1,348,544	73,269	7,915	7,659	2,443	172,387	53,570
21.2 Commercial auto physical damage												
22. Aircraft (all perils)												
23. Fidelity												
24. Surety												
26. Burglary and theft												
27. Boiler and machinery												
28. Credit												
30. Warranty												
34. Aggregate write-ins for other lines of business												
35. TOTALS (a)	7,816,310	7,896,398		1,898,002	5,137,605	5,773,527	3,092,133	82,703	61,144	182,737	761,591	241,847
DETAILS OF WRITE-INS												
3401.												
3402.												
3403.												
3498. Summary of remaining write-ins for Line 34 from overflow page												
3499. Totals (Lines 3401 thru 3403 plus 3498)(Line 34 above)												

(a) Finance and service charges not included in Lines 1 to 35 \$ 452,715
(b) For health business on indicated lines report: Number of persons insured under PPO managed care products and number of persons insured under indemnity only products



ANNUAL STATEMENT FOR THE YEAR 2015 OF THE Bristol West Insurance Company

EXHIBIT OF PREMIUMS AND LOSSES (Statutory Page 14)

NAIC Group Code 0069 BUSINESS IN THE STATE OF Louisiana DURING THE YEAR 2015 NAIC Company Code 19658

Line of Business	Gross Premiums, Including Policy and Membership Fees, Less Return Premiums and Premiums on Policies not Taken		3 Dividends Paid or Credited to Policyholders on Direct Business	4 Direct Unearned Premium Reserves	5 Direct Losses Paid (deducting salvage)	6 Direct Losses Incurred	7 Direct Losses Unpaid	8 Direct Defense and Cost Containment Expense Paid	9 Direct Defense and Cost Containment Expense Incurred	10 Direct Defense and Cost Containment Expense Unpaid	11 Commissions and Brokerage Expenses	12 Taxes, Licenses and Fees
	1 Direct Premiums Written	2 Direct Premiums Earned										
1. Fire												
2.1 Allied lines												
2.2 Multiple peril crop												
2.3 Federal flood												
2.4. Private crop												
3. Farmowners multiple peril												
4. Homeowners multiple peril												
5.1 Commercial multiple peril (non-liability portion)												
5.2 Commercial multiple peril (liability portion)												
6. Mortgage guaranty												
8. Ocean marine												
9. Inland marine												
10. Financial guaranty												
11. Medical professional liability												
12. Earthquake												
13. Group accident and health (b)												
14. Credit accident and health (group and individual)												
15.1 Collectively renewable accident and health (b)												
15.2 Non-cancelable accident and health(b)												
15.3 Guaranteed renewable accident and health(b)												
15.4 Non-renewable for stated reasons only (b)												
15.5 Other accident only												
15.6 Medicare Title XVIII exempt from state taxes or fees												
15.7 All other accident and health (b)												
15.8 Federal employees health benefits plan premium (b)												
16. Workers' compensation												
17.1 Other Liability - occurrence												
17.2 Other Liability - claims made												
17.3 Excess workers' compensation												
18. Products liability												
19.1 Private passenger auto no-fault (personal injury protection)												
19.2 Other private passenger auto liability												
19.3 Commercial auto no-fault (personal injury protection)												
19.4 Other commercial auto liability												
21.1 Private passenger auto physical damage												
21.2 Commercial auto physical damage												
22. Aircraft (all perils)												
23. Fidelity												
24. Surety												
26. Burglary and theft												
27. Boiler and machinery												
28. Credit												
30. Warranty												
34. Aggregate write-ins for other lines of business												
35. TOTALS (a)												
DETAILS OF WRITE-INS												
3401.												
3402.												
3403.												
3498. Summary of remaining write-ins for Line 34 from overflow page												
3499. Totals (Lines 3401 thru 3403 plus 3498)(Line 34 above)												

(a) Finance and service charges not included in Lines 1 to 35 \$
(b) For health business on indicated lines report: Number of persons insured under PPO managed care products and number of persons insured under indemnity only products



ANNUAL STATEMENT FOR THE YEAR 2015 OF THE Bristol West Insurance Company

EXHIBIT OF PREMIUMS AND LOSSES (Statutory Page 14)

NAIC Group Code 0069		BUSINESS IN THE STATE OF Maine		DURING THE YEAR 2015									NAIC Company Code 19658	
Line of Business		Gross Premiums, Including Policy and Membership Fees, Less Return Premiums and Premiums on Policies not Taken		3 Dividends Paid or Credited to Policyholders on Direct Business	4 Direct Unearned Premium Reserves	5 Direct Losses Paid (deducting salvage)	6 Direct Losses Incurred	7 Direct Losses Unpaid	8 Direct Defense and Cost Containment Expense Paid	9 Direct Defense and Cost Containment Expense Incurred	10 Direct Defense and Cost Containment Expense Unpaid	11 Commissions and Brokerage Expenses	12 Taxes, Licenses and Fees	
		1 Direct Premiums Written	2 Direct Premiums Earned											
1.	Fire													
2.1	Allied lines													
2.2	Multiple peril crop													
2.3	Federal flood													
2.4	Private crop													
3.	Farmowners multiple peril													
4.	Homeowners multiple peril													
5.1	Commercial multiple peril (non-liability portion)													
5.2	Commercial multiple peril (liability portion)													
6.	Mortgage guaranty													
8.	Ocean marine													
9.	Inland marine													
10.	Financial guaranty													
11.	Medical professional liability													
12.	Earthquake													
13.	Group accident and health (b)													
14.	Credit accident and health (group and individual)													
15.1	Collectively renewable accident and health (b).....													
15.2	Non-cancelable accident and health(b)													
15.3	Guaranteed renewable accident and health(b)													
15.4	Non-renewable for stated reasons only (b)													
15.5	Other accident only													
15.6	Medicare Title XVIII exempt from state taxes or fees													
15.7	All other accident and health (b)													
15.8	Federal employees health benefits plan premium (b)													
16.	Workers' compensation													
17.1	Other Liability - occurrence													
17.2	Other Liability - claims made													
17.3	Excess workers' compensation													
18.	Products liability													
19.1	Private passenger auto no-fault (personal injury protection)													
19.2	Other private passenger auto liability	2,031,251	1,978,915		565,540	1,507,390	997,303	960,415	57,981	52,912	48,013	202,383	51,290	
19.3	Commercial auto no-fault (personal injury protection)													
19.4	Other commercial auto liability													
21.1	Private passenger auto physical damage	842,552	830,471		230,887	408,192	410,935	25,213		(68)	437	84,269	21,034	
21.2	Commercial auto physical damage													
22.	Aircraft (all perils)													
23.	Fidelity													
24.	Surety													
26.	Burglary and theft													
27.	Boiler and machinery													
28.	Credit													
30.	Warranty													
34.	Aggregate write-ins for other lines of business													
35.	TOTALS (a)	2,873,803	2,809,386		796,427	1,915,582	1,408,238	985,628	57,981	52,844	48,450	286,652	72,324	
DETAILS OF WRITE-INS														
3401.													
3402.													
3403.													
3498.	Summary of remaining write-ins for Line 34 from overflow page													
3499.	Totals (Lines 3401 thru 3403 plus 3498)(Line 34 above)													

(a) Finance and service charges not included in Lines 1 to 35 \$178,305

(b) For health business on indicated lines report: Number of persons insured under PPO managed care products and number of persons insured under indemnity only products



ANNUAL STATEMENT FOR THE YEAR 2015 OF THE Bristol West Insurance Company

EXHIBIT OF PREMIUMS AND LOSSES (Statutory Page 14)

NAIC Group Code 0069 BUSINESS IN THE STATE OF Maryland DURING THE YEAR 2015 NAIC Company Code 19658

Line of Business		Gross Premiums, Including Policy and Membership Fees, Less Return Premiums and Premiums on Policies not Taken		3 Dividends Paid or Credited to Policyholders on Direct Business	4 Direct Unearned Premium Reserves	5 Direct Losses Paid (deducting salvage)	6 Direct Losses Incurred	7 Direct Losses Unpaid	8 Direct Defense and Cost Containment Expense Paid	9 Direct Defense and Cost Containment Expense Incurred	10 Direct Defense and Cost Containment Expense Unpaid	11 Commissions and Brokerage Expenses	12 Taxes, Licenses and Fees
		1 Direct Premiums Written	2 Direct Premiums Earned										
1.	Fire												
2.1	Allied lines												
2.2	Multiple peril crop												
2.3	Federal flood												
2.4	Private crop												
3.	Farmowners multiple peril												
4.	Homeowners multiple peril												
5.1	Commercial multiple peril (non-liability portion)												
5.2	Commercial multiple peril (liability portion)												
6.	Mortgage guaranty												
8.	Ocean marine												
9.	Inland marine												
10.	Financial guaranty												
11.	Medical professional liability												
12.	Earthquake												
13.	Group accident and health (b)												
14.	Credit accident and health (group and individual)												
15.1	Collectively renewable accident and health (b)												
15.2	Non-cancelable accident and health(b)												
15.3	Guaranteed renewable accident and health(b)												
15.4	Non-renewable for stated reasons only (b)												
15.5	Other accident only												
15.6	Medicare Title XVIII exempt from state taxes or fees												
15.7	All other accident and health (b)												
15.8	Federal employees health benefits plan premium (b)												
16.	Workers' compensation												
17.1	Other Liability - occurrence												
17.2	Other Liability - claims made												
17.3	Excess workers' compensation												
18.	Products liability												
19.1	Private passenger auto no-fault (personal injury protection)												
19.2	Other private passenger auto liability												
19.3	Commercial auto no-fault (personal injury protection)												
19.4	Other commercial auto liability												
21.1	Private passenger auto physical damage												
21.2	Commercial auto physical damage												
22.	Aircraft (all perils)												
23.	Fidelity												
24.	Surety												
26.	Burglary and theft												
27.	Boiler and machinery												
28.	Credit												
30.	Warranty												
34.	Aggregate write-ins for other lines of business												
35.	TOTALS (a)												
DETAILS OF WRITE-INS													
3401.												
3402.												
3403.												
3498.	Summary of remaining write-ins for Line 34 from overflow page												
3499.	Totals (Lines 3401 thru 3403 plus 3498)(Line 34 above)												

(a) Finance and service charges not included in Lines 1 to 35 \$
(b) For health business on indicated lines report: Number of persons insured under PPO managed care products and number of persons insured under indemnity only products



ANNUAL STATEMENT FOR THE YEAR 2015 OF THE Bristol West Insurance Company

EXHIBIT OF PREMIUMS AND LOSSES (Statutory Page 14)

NAIC Group Code 0069 BUSINESS IN THE STATE OF Michigan DURING THE YEAR 2015 NAIC Company Code 19658

Line of Business	Gross Premiums, Including Policy and Membership Fees, Less Return Premiums and Premiums on Policies not Taken		3 Dividends Paid or Credited to Policyholders on Direct Business	4 Direct Unearned Premium Reserves	5 Direct Losses Paid (deducting salvage)	6 Direct Losses Incurred	7 Direct Losses Unpaid	8 Direct Defense and Cost Containment Expense Paid	9 Direct Defense and Cost Containment Expense Incurred	10 Direct Defense and Cost Containment Expense Unpaid	11 Commissions and Brokerage Expenses	12 Taxes, Licenses and Fees
	1 Direct Premiums Written	2 Direct Premiums Earned										
1. Fire												
2.1 Allied lines												
2.2 Multiple peril crop												
2.3 Federal flood												
2.4. Private crop												
3. Farmowners multiple peril												
4. Homeowners multiple peril												
5.1 Commercial multiple peril (non-liability portion)												
5.2 Commercial multiple peril (liability portion)												
6. Mortgage guaranty												
8. Ocean marine												
9. Inland marine												
10. Financial guaranty												
11. Medical professional liability												
12. Earthquake												
13. Group accident and health (b)												
14. Credit accident and health (group and individual)												
15.1 Collectively renewable accident and health (b)												
15.2 Non-cancelable accident and health(b)												
15.3 Guaranteed renewable accident and health(b)												
15.4 Non-renewable for stated reasons only (b)												
15.5 Other accident only												
15.6 Medicare Title XVIII exempt from state taxes or fees												
15.7 All other accident and health (b)												
15.8 Federal employees health benefits plan premium (b)												
16. Workers' compensation												
17.1 Other Liability - occurrence												
17.2 Other Liability - claims made												
17.3 Excess workers' compensation												
18. Products liability												
19.1 Private passenger auto no-fault (personal injury protection)	990,343	1,120,869		570,382	6,609,869	5,273,140	7,776,313	160,608	165,105	386,786	77,321	14,824
19.2 Other private passenger auto liability	258,753	277,649		149,243	197,860	251,629	464,357	44,736	32,950	40,336	25,919	3,977
19.3 Commercial auto no-fault (personal injury protection)												
19.4 Other commercial auto liability												
21.1 Private passenger auto physical damage	510,942	567,590		306,604	249,650	255,010	13,194	(135)	(237)	331	51,827	7,572
21.2 Commercial auto physical damage												
22. Aircraft (all perils)												
23. Fidelity												
24. Surety												
26. Burglary and theft												
27. Boiler and machinery												
28. Credit												
30. Warranty												
34. Aggregate write-ins for other lines of business												
35. TOTALS (a)	1,760,038	1,966,108		1,026,229	7,057,379	5,779,779	8,253,864	205,209	197,818	427,453	155,067	26,373
DETAILS OF WRITE-INS												
3401.												
3402.												
3403.												
3498. Summary of remaining write-ins for Line 34 from overflow page												
3499. Totals (Lines 3401 thru 3403 plus 3498)(Line 34 above)												

(a) Finance and service charges not included in Lines 1 to 35 \$ 65,155
(b) For health business on indicated lines report: Number of persons insured under PPO managed care products and number of persons insured under indemnity only products



ANNUAL STATEMENT FOR THE YEAR 2015 OF THE Bristol West Insurance Company

EXHIBIT OF PREMIUMS AND LOSSES (Statutory Page 14)

NAIC Group Code 0069 BUSINESS IN THE STATE OF Missouri DURING THE YEAR 2015 NAIC Company Code 19658

Line of Business	Gross Premiums, Including Policy and Membership Fees, Less Return Premiums and Premiums on Policies not Taken		3 Dividends Paid or Credited to Policyholders on Direct Business	4 Direct Unearned Premium Reserves	5 Direct Losses Paid (deducting salvage)	6 Direct Losses Incurred	7 Direct Losses Unpaid	8 Direct Defense and Cost Containment Expense Paid	9 Direct Defense and Cost Containment Expense Incurred	10 Direct Defense and Cost Containment Expense Unpaid	11 Commissions and Brokerage Expenses	12 Taxes, Licenses and Fees
	1 Direct Premiums Written	2 Direct Premiums Earned										
1. Fire												
2.1 Allied lines												
2.2 Multiple peril crop												
2.3 Federal flood												
2.4. Private crop												
3. Farmowners multiple peril												
4. Homeowners multiple peril												
5.1 Commercial multiple peril (non-liability portion)												
5.2 Commercial multiple peril (liability portion)												
6. Mortgage guaranty												
8. Ocean marine												
9. Inland marine												
10. Financial guaranty												
11. Medical professional liability												
12. Earthquake												
13. Group accident and health (b)												
14. Credit accident and health (group and individual)												
15.1 Collectively renewable accident and health (b)												
15.2 Non-cancelable accident and health(b)												
15.3 Guaranteed renewable accident and health(b)												
15.4 Non-renewable for stated reasons only (b)												
15.5 Other accident only												
15.6 Medicare Title XVIII exempt from state taxes or fees												
15.7 All other accident and health (b)												
15.8 Federal employees health benefits plan premium (b)												
16. Workers' compensation												
17.1 Other Liability - occurrence												
17.2 Other Liability - claims made												
17.3 Excess workers' compensation												
18. Products liability												
19.1 Private passenger auto no-fault (personal injury protection)												
19.2 Other private passenger auto liability	10,790,150	10,752,888		2,875,304	7,235,246	9,506,475	6,432,869	239,587	287,586	392,349	1,147,087	298,239
19.3 Commercial auto no-fault (personal injury protection)												
19.4 Other commercial auto liability												
21.1 Private passenger auto physical damage	3,495,934	3,602,360		881,527	2,336,027	2,372,171	160,273	2,075	2,270	2,053	377,038	96,329
21.2 Commercial auto physical damage												
22. Aircraft (all perils)												
23. Fidelity												
24. Surety												
26. Burglary and theft												
27. Boiler and machinery												
28. Credit												
30. Warranty												
34. Aggregate write-ins for other lines of business												
35. TOTALS (a)	14,286,084	14,355,248		3,756,831	9,571,273	11,878,646	6,593,142	241,662	289,856	394,402	1,524,125	394,568
DETAILS OF WRITE-INS												
3401.												
3402.												
3403.												
3498. Summary of remaining write-ins for Line 34 from overflow page												
3499. Totals (Lines 3401 thru 3403 plus 3498)(Line 34 above)												

(a) Finance and service charges not included in Lines 1 to 35 \$ 1,169,831

(b) For health business on indicated lines report: Number of persons insured under PPO managed care products and number of persons insured under indemnity only products



ANNUAL STATEMENT FOR THE YEAR 2015 OF THE Bristol West Insurance Company

EXHIBIT OF PREMIUMS AND LOSSES (Statutory Page 14)

NAIC Group Code 0069 BUSINESS IN THE STATE OF Montana DURING THE YEAR 2015 NAIC Company Code 19658

Line of Business	Gross Premiums, Including Policy and Membership Fees, Less Return Premiums and Premiums on Policies not Taken		3 Dividends Paid or Credited to Policyholders on Direct Business	4 Direct Unearned Premium Reserves	5 Direct Losses Paid (deducting salvage)	6 Direct Losses Incurred	7 Direct Losses Unpaid	8 Direct Defense and Cost Containment Expense Paid	9 Direct Defense and Cost Containment Expense Incurred	10 Direct Defense and Cost Containment Expense Unpaid	11 Commissions and Brokerage Expenses	12 Taxes, Licenses and Fees
	1 Direct Premiums Written	2 Direct Premiums Earned										
1. Fire												
2.1 Allied lines												
2.2 Multiple peril crop												
2.3 Federal flood												
2.4. Private crop												
3. Farmowners multiple peril												
4. Homeowners multiple peril												
5.1 Commercial multiple peril (non-liability portion)												
5.2 Commercial multiple peril (liability portion)												
6. Mortgage guaranty												
8. Ocean marine												
9. Inland marine												
10. Financial guaranty												
11. Medical professional liability												
12. Earthquake												
13. Group accident and health (b)												
14. Credit accident and health (group and individual)												
15.1 Collectively renewable accident and health (b)												
15.2 Non-cancelable accident and health(b)												
15.3 Guaranteed renewable accident and health(b)												
15.4 Non-renewable for stated reasons only (b)												
15.5 Other accident only												
15.6 Medicare Title XVIII exempt from state taxes or fees												
15.7 All other accident and health (b)												
15.8 Federal employees health benefits plan premium (b)												
16. Workers' compensation												
17.1 Other Liability - occurrence												
17.2 Other Liability - claims made												
17.3 Excess workers' compensation												
18. Products liability												
19.1 Private passenger auto no-fault (personal injury protection)												
19.2 Other private passenger auto liability	2,127,888	2,261,550		482,500	1,383,962	1,608,585	1,265,072	13,387	9,021	15,785	204,414	66,055
19.3 Commercial auto no-fault (personal injury protection)												
19.4 Other commercial auto liability									(682)	2,402	92,600	28,029
21.1 Private passenger auto physical damage	893,246	983,657		212,661	466,448	458,723	35,099					
21.2 Commercial auto physical damage												
22. Aircraft (all perils)												
23. Fidelity												
24. Surety												
26. Burglary and theft												
27. Boiler and machinery												
28. Credit												
30. Warranty												
34. Aggregate write-ins for other lines of business												
35. TOTALS (a)	3,021,134	3,245,207		695,161	1,850,410	2,067,308	1,300,171	13,387	8,339	18,187	297,014	94,084
DETAILS OF WRITE-INS												
3401.												
3402.												
3403.												
3498. Summary of remaining write-ins for Line 34 from overflow page												
3499. Totals (Lines 3401 thru 3403 plus 3498)(Line 34 above)												

(a) Finance and service charges not included in Lines 1 to 35 \$ 154,456
(b) For health business on indicated lines report: Number of persons insured under PPO managed care products and number of persons insured under indemnity only products



ANNUAL STATEMENT FOR THE YEAR 2015 OF THE Bristol West Insurance Company

EXHIBIT OF PREMIUMS AND LOSSES (Statutory Page 14)

NAIC Group Code 0069 BUSINESS IN THE STATE OF Nebraska DURING THE YEAR 2015 NAIC Company Code 19658

Line of Business	Gross Premiums, Including Policy and Membership Fees, Less Return Premiums and Premiums on Policies not Taken		3 Dividends Paid or Credited to Policyholders on Direct Business	4 Direct Unearned Premium Reserves	5 Direct Losses Paid (deducting salvage)	6 Direct Losses Incurred	7 Direct Losses Unpaid	8 Direct Defense and Cost Containment Expense Paid	9 Direct Defense and Cost Containment Expense Incurred	10 Direct Defense and Cost Containment Expense Unpaid	11 Commissions and Brokerage Expenses	12 Taxes, Licenses and Fees
	1 Direct Premiums Written	2 Direct Premiums Earned										
1. Fire												
2.1 Allied lines												
2.2 Multiple peril crop												
2.3 Federal flood												
2.4. Private crop												
3. Farmowners multiple peril												
4. Homeowners multiple peril												
5.1 Commercial multiple peril (non-liability portion)												
5.2 Commercial multiple peril (liability portion)												
6. Mortgage guaranty												
8. Ocean marine												
9. Inland marine												
10. Financial guaranty												
11. Medical professional liability												
12. Earthquake												
13. Group accident and health (b)												
14. Credit accident and health (group and individual)												
15.1 Collectively renewable accident and health (b)												
15.2 Non-cancelable accident and health(b)												
15.3 Guaranteed renewable accident and health(b)												
15.4 Non-renewable for stated reasons only (b)												
15.5 Other accident only												
15.6 Medicare Title XVIII exempt from state taxes or fees												
15.7 All other accident and health (b)												
15.8 Federal employees health benefits plan premium (b)												
16. Workers' compensation												
17.1 Other Liability - occurrence												
17.2 Other Liability - claims made												
17.3 Excess workers' compensation												
18. Products liability												
19.1 Private passenger auto no-fault (personal injury protection)												
19.2 Other private passenger auto liability	5,997,018	5,519,026		1,566,255	3,537,564	4,060,140	2,389,533	61,126	73,208	79,315	618,193	116,524
19.3 Commercial auto no-fault (personal injury protection)												
19.4 Other commercial auto liability												
21.1 Private passenger auto physical damage	2,437,518	2,305,880		641,715	1,094,959	1,197,040	165,920	1,191	1,664	3,861	263,811	40,082
21.2 Commercial auto physical damage												
22. Aircraft (all perils)												
23. Fidelity												
24. Surety												
26. Burglary and theft												
27. Boiler and machinery												
28. Credit												
30. Warranty												
34. Aggregate write-ins for other lines of business												
35. TOTALS (a)	8,434,536	7,824,906		2,207,970	4,632,523	5,257,180	2,555,453	62,317	74,872	83,176	882,004	156,606
DETAILS OF WRITE-INS												
3401.												
3402.												
3403.												
3498. Summary of remaining write-ins for Line 34 from overflow page												
3499. Totals (Lines 3401 thru 3403 plus 3498)(Line 34 above)												

(a) Finance and service charges not included in Lines 1 to 35 \$ 421,313

(b) For health business on indicated lines report: Number of persons insured under PPO managed care products and number of persons insured under indemnity only products



ANNUAL STATEMENT FOR THE YEAR 2015 OF THE Bristol West Insurance Company

EXHIBIT OF PREMIUMS AND LOSSES (Statutory Page 14)

NAIC Group Code 0069

BUSINESS IN THE STATE OF New Hampshire

DURING THE YEAR 2015

NAIC Company Code 19658

Line of Business	Gross Premiums, Including Policy and Membership Fees, Less Return Premiums and Premiums on Policies not Taken		Dividends Paid or Credited to Policyholders on Direct Business	4	5	6	7	8	9	10	11	12
	1	2										
	Direct Premiums Written	Direct Premiums Earned		Direct Unearned Premium Reserves	Direct Losses Paid (deducting salvage)	Direct Losses Incurred	Direct Losses Unpaid	Direct Defense and Cost Containment Expense Paid	Direct Defense and Cost Containment Expense Incurred	Direct Defense and Cost Containment Expense Unpaid	Commissions and Brokerage Expenses	Taxes, Licenses and Fees
1. Fire												
2.1 Allied lines												
2.2 Multiple peril crop												
2.3 Federal flood												
2.4. Private crop												
3. Farmowners multiple peril												
4. Homeowners multiple peril												
5.1 Commercial multiple peril (non-liability portion)												
5.2 Commercial multiple peril (liability portion)												
6. Mortgage guaranty												
8. Ocean marine												
9. Inland marine												
10. Financial guaranty												
11. Medical professional liability												
12. Earthquake												
13. Group accident and health (b)												
14. Credit accident and health (group and individual)												
15.1 Collectively renewable accident and health (b)												
15.2 Non-cancelable accident and health(b)												
15.3 Guaranteed renewable accident and health(b)												
15.4 Non-renewable for stated reasons only (b)												
15.5 Other accident only												
15.6 Medicare Title XVIII exempt from state taxes or fees												
15.7 All other accident and health (b)												
15.8 Federal employees health benefits plan premium (b)												
16. Workers' compensation												
17.1 Other Liability - occurrence												
17.2 Other Liability - claims made												
17.3 Excess workers' compensation												
18. Products liability												
19.1 Private passenger auto no-fault (personal injury protection)												
19.2 Other private passenger auto liability	718,820	833,156		222,201	741,821	449,766	499,645	24,591	14,693	36,672	70,348	17,413
19.3 Commercial auto no-fault (personal injury protection)												
19.4 Other commercial auto liability												
21.1 Private passenger auto physical damage	466,516	540,557		151,090	303,771	296,881	12,227		(129)	180	47,010	11,190
21.2 Commercial auto physical damage												
22. Aircraft (all perils)												
23. Fidelity												
24. Surety												
26. Burglary and theft												
27. Boiler and machinery												
28. Credit												
30. Warranty												
34. Aggregate write-ins for other lines of business												
35. TOTALS (a)	1,185,336	1,373,713		373,291	1,045,592	746,647	511,872	24,591	14,564	36,852	117,358	28,603
DETAILS OF WRITE-INS												
3401.												
3402.												
3403.												
3498. Summary of remaining write-ins for Line 34 from overflow page												
3499. Totals (Lines 3401 thru 3403 plus 3498)(Line 34 above)												

(a) Finance and service charges not included in Lines 1 to 35 \$ 61,242

(b) For health business on indicated lines report: Number of persons insured under PPO managed care products and number of persons insured under indemnity only products



ANNUAL STATEMENT FOR THE YEAR 2015 OF THE Bristol West Insurance Company
EXHIBIT OF PREMIUMS AND LOSSES (Statutory Page 14)

NAIC Group Code 0069 BUSINESS IN THE STATE OF New Mexico DURING THE YEAR 2015 NAIC Company Code 19658

Line of Business	Gross Premiums, Including Policy and Membership Fees, Less Return Premiums and Premiums on Policies not Taken		3 Dividends Paid or Credited to Policyholders on Direct Business	4 Direct Unearned Premium Reserves	5 Direct Losses Paid (deducting salvage)	6 Direct Losses Incurred	7 Direct Losses Unpaid	8 Direct Defense and Cost Containment Expense Paid	9 Direct Defense and Cost Containment Expense Incurred	10 Direct Defense and Cost Containment Expense Unpaid	11 Commissions and Brokerage Expenses	12 Taxes, Licenses and Fees
	1 Direct Premiums Written	2 Direct Premiums Earned										
1. Fire												
2.1 Allied lines												
2.2 Multiple peril crop												
2.3 Federal flood												
2.4. Private crop												
3. Farmowners multiple peril												
4. Homeowners multiple peril												
5.1 Commercial multiple peril (non-liability portion)												
5.2 Commercial multiple peril (liability portion)												
6. Mortgage guaranty												
8. Ocean marine												
9. Inland marine												
10. Financial guaranty												
11. Medical professional liability												
12. Earthquake												
13. Group accident and health (b)												
14. Credit accident and health (group and individual)												
15.1 Collectively renewable accident and health (b)												
15.2 Non-cancelable accident and health(b)												
15.3 Guaranteed renewable accident and health(b)												
15.4 Non-renewable for stated reasons only (b)												
15.5 Other accident only												
15.6 Medicare Title XVIII exempt from state taxes or fees												
15.7 All other accident and health (b)												
15.8 Federal employees health benefits plan premium (b)												
16. Workers' compensation												
17.1 Other Liability - occurrence												
17.2 Other Liability - claims made												
17.3 Excess workers' compensation												
18. Products liability												
19.1 Private passenger auto no-fault (personal injury protection)												
19.2 Other private passenger auto liability	4,040,601	4,056,311		1,051,492	2,357,542	2,661,191	2,215,481	82,051	83,529	207,190	418,818	183,998
19.3 Commercial auto no-fault (personal injury protection)												
19.4 Other commercial auto liability												
21.1 Private passenger auto physical damage	1,284,314	1,314,131		326,184	922,490	928,481	77,191	1,913	2,003	493	132,524	64,429
21.2 Commercial auto physical damage												
22. Aircraft (all perils)												
23. Fidelity												
24. Surety												
26. Burglary and theft												
27. Boiler and machinery												
28. Credit												
30. Warranty												
34. Aggregate write-ins for other lines of business												
35. TOTALS (a)	5,324,915	5,370,442		1,377,676	3,280,032	3,589,672	2,292,672	83,964	85,532	207,683	551,342	248,427
DETAILS OF WRITE-INS												
3401.												
3402.												
3403.												
3498. Summary of remaining write-ins for Line 34 from overflow page												
3499. Totals (Lines 3401 thru 3403 plus 3498)(Line 34 above)												

(a) Finance and service charges not included in Lines 1 to 35 \$ 357,706
(b) For health business on indicated lines report: Number of persons insured under PPO managed care products and number of persons insured under indemnity only products



ANNUAL STATEMENT FOR THE YEAR 2015 OF THE Bristol West Insurance Company

EXHIBIT OF PREMIUMS AND LOSSES (Statutory Page 14)

NAIC Group Code 0069 BUSINESS IN THE STATE OF North Dakota DURING THE YEAR 2015 NAIC Company Code 19658

Line of Business	Gross Premiums, Including Policy and Membership Fees, Less Return Premiums and Premiums on Policies not Taken		3 Dividends Paid or Credited to Policyholders on Direct Business	4 Direct Unearned Premium Reserves	5 Direct Losses Paid (deducting salvage)	6 Direct Losses Incurred	7 Direct Losses Unpaid	8 Direct Defense and Cost Containment Expense Paid	9 Direct Defense and Cost Containment Expense Incurred	10 Direct Defense and Cost Containment Expense Unpaid	11 Commissions and Brokerage Expenses	12 Taxes, Licenses and Fees
	1 Direct Premiums Written	2 Direct Premiums Earned										
1. Fire												
2.1 Allied lines												
2.2 Multiple peril crop												
2.3 Federal flood												
2.4. Private crop												
3. Farmowners multiple peril												
4. Homeowners multiple peril												
5.1 Commercial multiple peril (non-liability portion)												
5.2 Commercial multiple peril (liability portion)												
6. Mortgage guaranty												
8. Ocean marine												
9. Inland marine												
10. Financial guaranty												
11. Medical professional liability												
12. Earthquake												
13. Group accident and health (b)												
14. Credit accident and health (group and individual)												
15.1 Collectively renewable accident and health (b)												
15.2 Non-cancelable accident and health(b)												
15.3 Guaranteed renewable accident and health(b)												
15.4 Non-renewable for stated reasons only (b)												
15.5 Other accident only												
15.6 Medicare Title XVIII exempt from state taxes or fees												
15.7 All other accident and health (b)												
15.8 Federal employees health benefits plan premium (b)												
16. Workers' compensation												
17.1 Other Liability - occurrence												
17.2 Other Liability - claims made												
17.3 Excess workers' compensation												
18. Products liability												
19.1 Private passenger auto no-fault (personal injury protection)	341,537	357,582		89,171	190,016	184,385	64,304	6,083	7,135	3,537	32,856	8,114
19.2 Other private passenger auto liability	1,121,995	1,130,955		265,846	653,864	684,349	443,214	33,822	34,237	7,020	105,696	26,542
19.3 Commercial auto no-fault (personal injury protection)												
19.4 Other commercial auto liability												
21.1 Private passenger auto physical damage	737,752	755,412		197,224	378,066	407,296	39,705		(15)	137	70,358	17,534
21.2 Commercial auto physical damage												
22. Aircraft (all perils)												
23. Fidelity												
24. Surety												
26. Burglary and theft												
27. Boiler and machinery												
28. Credit												
30. Warranty												
34. Aggregate write-ins for other lines of business												
35. TOTALS (a)	2,201,284	2,243,949		552,241	1,221,946	1,276,030	547,223	39,905	41,357	10,694	208,910	52,190
DETAILS OF WRITE-INS												
3401.												
3402.												
3403.												
3498. Summary of remaining write-ins for Line 34 from overflow page												
3499. Totals (Lines 3401 thru 3403 plus 3498)(Line 34 above)												

(a) Finance and service charges not included in Lines 1 to 35 \$ 109,012
(b) For health business on indicated lines report: Number of persons insured under PPO managed care products and number of persons insured under indemnity only products



ANNUAL STATEMENT FOR THE YEAR 2015 OF THE Bristol West Insurance Company

EXHIBIT OF PREMIUMS AND LOSSES (Statutory Page 14)

NAIC Group Code 0069 BUSINESS IN THE STATE OF Ohio DURING THE YEAR 2015 NAIC Company Code 19658

Line of Business	Gross Premiums, Including Policy and Membership Fees, Less Return Premiums and Premiums on Policies not Taken		3 Dividends Paid or Credited to Policyholders on Direct Business	4 Direct Unearned Premium Reserves	5 Direct Losses Paid (deducting salvage)	6 Direct Losses Incurred	7 Direct Losses Unpaid	8 Direct Defense and Cost Containment Expense Paid	9 Direct Defense and Cost Containment Expense Incurred	10 Direct Defense and Cost Containment Expense Unpaid	11 Commissions and Brokerage Expenses	12 Taxes, Licenses and Fees
	1 Direct Premiums Written	2 Direct Premiums Earned										
1. Fire												
2.1 Allied lines												
2.2 Multiple peril crop												
2.3 Federal flood												
2.4. Private crop												
3. Farmowners multiple peril												
4. Homeowners multiple peril												
5.1 Commercial multiple peril (non-liability portion)												
5.2 Commercial multiple peril (liability portion)												
6. Mortgage guaranty												
8. Ocean marine												
9. Inland marine												
10. Financial guaranty												
11. Medical professional liability												
12. Earthquake												
13. Group accident and health (b)												
14. Credit accident and health (group and individual)												
15.1 Collectively renewable accident and health (b)												
15.2 Non-cancelable accident and health(b)												
15.3 Guaranteed renewable accident and health(b)												
15.4 Non-renewable for stated reasons only (b)												
15.5 Other accident only												
15.6 Medicare Title XVIII exempt from state taxes or fees												
15.7 All other accident and health (b)												
15.8 Federal employees health benefits plan premium (b)												
16. Workers' compensation												
17.1 Other Liability - occurrence												
17.2 Other Liability - claims made												
17.3 Excess workers' compensation												
18. Products liability												
19.1 Private passenger auto no-fault (personal injury protection)												
19.2 Other private passenger auto liability	1,034,844	1,225,088		239,191	1,170,074	596,155	1,025,917	166,756	88,804	139,108	117,294	17,862
19.3 Commercial auto no-fault (personal injury protection)												
19.4 Other commercial auto liability												
21.1 Private passenger auto physical damage	666,365	754,610		157,784	362,991	357,733	14,094	923	66	1,265	77,525	11,214
21.2 Commercial auto physical damage												
22. Aircraft (all perils)												
23. Fidelity												
24. Surety												
26. Burglary and theft												
27. Boiler and machinery												
28. Credit												
30. Warranty												
34. Aggregate write-ins for other lines of business												
35. TOTALS (a)	1,701,209	1,979,698		396,975	1,533,065	953,888	1,040,011	167,679	88,870	140,373	194,819	29,076
DETAILS OF WRITE-INS												
3401.												
3402.												
3403.												
3498. Summary of remaining write-ins for Line 34 from overflow page												
3499. Totals (Lines 3401 thru 3403 plus 3498)(Line 34 above)												

(a) Finance and service charges not included in Lines 1 to 35 \$ 96,339
(b) For health business on indicated lines report: Number of persons insured under PPO managed care products and number of persons insured under indemnity only products



ANNUAL STATEMENT FOR THE YEAR 2015 OF THE Bristol West Insurance Company

EXHIBIT OF PREMIUMS AND LOSSES (Statutory Page 14)

NAIC Group Code 0069 BUSINESS IN THE STATE OF Oklahoma DURING THE YEAR 2015 NAIC Company Code 19658

Line of Business	Gross Premiums, Including Policy and Membership Fees, Less Return Premiums and Premiums on Policies not Taken		3 Dividends Paid or Credited to Policyholders on Direct Business	4 Direct Unearned Premium Reserves	5 Direct Losses Paid (deducting salvage)	6 Direct Losses Incurred	7 Direct Losses Unpaid	8 Direct Defense and Cost Containment Expense Paid	9 Direct Defense and Cost Containment Expense Incurred	10 Direct Defense and Cost Containment Expense Unpaid	11 Commissions and Brokerage Expenses	12 Taxes, Licenses and Fees
	1 Direct Premiums Written	2 Direct Premiums Earned										
1. Fire												
2.1 Allied lines												
2.2 Multiple peril crop												
2.3 Federal flood												
2.4. Private crop												
3. Farmowners multiple peril												
4. Homeowners multiple peril												
5.1 Commercial multiple peril (non-liability portion)												
5.2 Commercial multiple peril (liability portion)												
6. Mortgage guaranty												
8. Ocean marine												
9. Inland marine												
10. Financial guaranty												
11. Medical professional liability												
12. Earthquake												
13. Group accident and health (b)												
14. Credit accident and health (group and individual)												
15.1 Collectively renewable accident and health (b)												
15.2 Non-cancelable accident and health(b)												
15.3 Guaranteed renewable accident and health(b)												
15.4 Non-renewable for stated reasons only (b)												
15.5 Other accident only												
15.6 Medicare Title XVIII exempt from state taxes or fees												
15.7 All other accident and health (b)												
15.8 Federal employees health benefits plan premium (b)												
16. Workers' compensation												
17.1 Other Liability - occurrence												
17.2 Other Liability - claims made												
17.3 Excess workers' compensation												
18. Products liability												
19.1 Private passenger auto no-fault (personal injury protection)												
19.2 Other private passenger auto liability	7,074,232	7,350,860		1,717,792	4,299,716	4,208,468	2,950,922	97,471	88,757	116,254	684,819	259,777
19.3 Commercial auto no-fault (personal injury protection)												
19.4 Other commercial auto liability												
21.1 Private passenger auto physical damage	2,573,509	2,731,256		651,107	1,505,758	1,453,754	72,408	7,897	8,079	1,677	264,313	94,974
21.2 Commercial auto physical damage												
22. Aircraft (all perils)												
23. Fidelity												
24. Surety												
26. Burglary and theft												
27. Boiler and machinery												
28. Credit												
30. Warranty												
34. Aggregate write-ins for other lines of business												
35. TOTALS (a)	9,647,741	10,082,116		2,368,899	5,805,474	5,662,222	3,023,330	105,368	96,836	117,931	949,132	354,751
DETAILS OF WRITE-INS												
3401.												
3402.												
3403.												
3498. Summary of remaining write-ins for Line 34 from overflow page												
3499. Totals (Lines 3401 thru 3403 plus 3498)(Line 34 above)												

(a) Finance and service charges not included in Lines 1 to 35 \$ 1,285,804

(b) For health business on indicated lines report: Number of persons insured under PPO managed care products and number of persons insured under indemnity only products



ANNUAL STATEMENT FOR THE YEAR 2015 OF THE Bristol West Insurance Company

EXHIBIT OF PREMIUMS AND LOSSES (Statutory Page 14)

NAIC Group Code 0069 BUSINESS IN THE STATE OF Oregon DURING THE YEAR 2015 NAIC Company Code 19658

Line of Business		Gross Premiums, Including Policy and Membership Fees, Less Return Premiums and Premiums on Policies not Taken		3 Dividends Paid or Credited to Policyholders on Direct Business	4 Direct Unearned Premium Reserves	5 Direct Losses Paid (deducting salvage)	6 Direct Losses Incurred	7 Direct Losses Unpaid	8 Direct Defense and Cost Containment Expense Paid	9 Direct Defense and Cost Containment Expense Incurred	10 Direct Defense and Cost Containment Expense Unpaid	11 Commissions and Brokerage Expenses	12 Taxes, Licenses and Fees
		1 Direct Premiums Written	2 Direct Premiums Earned										
1.	Fire												
2.1	Allied lines												
2.2	Multiple peril crop												
2.3	Federal flood												
2.4	Private crop												
3.	Farmowners multiple peril												
4.	Homeowners multiple peril												
5.1	Commercial multiple peril (non-liability portion)												
5.2	Commercial multiple peril (liability portion)												
6.	Mortgage guaranty												
8.	Ocean marine												
9.	Inland marine												
10.	Financial guaranty												
11.	Medical professional liability												
12.	Earthquake												
13.	Group accident and health (b)												
14.	Credit accident and health (group and individual)												
15.1	Collectively renewable accident and health (b)												
15.2	Non-cancelable accident and health(b)												
15.3	Guaranteed renewable accident and health(b)												
15.4	Non-renewable for stated reasons only (b)												
15.5	Other accident only												
15.6	Medicare Title XVIII exempt from state taxes or fees												
15.7	All other accident and health (b)												
15.8	Federal employees health benefits plan premium (b)												
16.	Workers' compensation												
17.1	Other Liability - occurrence												
17.2	Other Liability - claims made												
17.3	Excess workers' compensation												
18.	Products liability												
19.1	Private passenger auto no-fault (personal injury protection)												
19.2	Other private passenger auto liability												
19.3	Commercial auto no-fault (personal injury protection)												
19.4	Other commercial auto liability												
21.1	Private passenger auto physical damage												
21.2	Commercial auto physical damage												
22.	Aircraft (all perils)												
23.	Fidelity												
24.	Surety												
26.	Burglary and theft												
27.	Boiler and machinery												
28.	Credit												
30.	Warranty												
34.	Aggregate write-ins for other lines of business												
35.	TOTALS (a)												
DETAILS OF WRITE-INS													
3401.												
3402.												
3403.												
3498.	Summary of remaining write-ins for Line 34 from overflow page												
3499.	Totals (Lines 3401 thru 3403 plus 3498)(Line 34 above)												

(a) Finance and service charges not included in Lines 1 to 35 \$
(b) For health business on indicated lines report: Number of persons insured under PPO managed care products and number of persons insured under indemnity only products



ANNUAL STATEMENT FOR THE YEAR 2015 OF THE Bristol West Insurance Company

EXHIBIT OF PREMIUMS AND LOSSES (Statutory Page 14)

NAIC Group Code 0069 BUSINESS IN THE STATE OF Pennsylvania DURING THE YEAR 2015 NAIC Company Code 19658

Line of Business	Gross Premiums, Including Policy and Membership Fees, Less Return Premiums and Premiums on Policies not Taken		3 Dividends Paid or Credited to Policyholders on Direct Business	4 Direct Unearned Premium Reserves	5 Direct Losses Paid (deducting salvage)	6 Direct Losses Incurred	7 Direct Losses Unpaid	8 Direct Defense and Cost Containment Expense Paid	9 Direct Defense and Cost Containment Expense Incurred	10 Direct Defense and Cost Containment Expense Unpaid	11 Commissions and Brokerage Expenses	12 Taxes, Licenses and Fees
	1 Direct Premiums Written	2 Direct Premiums Earned										
1. Fire												
2.1 Allied lines												
2.2 Multiple peril crop												
2.3 Federal flood												
2.4. Private crop												
3. Farmowners multiple peril												
4. Homeowners multiple peril												
5.1 Commercial multiple peril (non-liability portion)												
5.2 Commercial multiple peril (liability portion)												
6. Mortgage guaranty												
8. Ocean marine												
9. Inland marine												
10. Financial guaranty												
11. Medical professional liability												
12. Earthquake												
13. Group accident and health (b)												
14. Credit accident and health (group and individual)												
15.1 Collectively renewable accident and health (b)												
15.2 Non-cancelable accident and health(b)												
15.3 Guaranteed renewable accident and health(b)												
15.4 Non-renewable for stated reasons only (b)												
15.5 Other accident only												
15.6 Medicare Title XVIII exempt from state taxes or fees												
15.7 All other accident and health (b)												
15.8 Federal employees health benefits plan premium (b)												
16. Workers' compensation												
17.1 Other Liability - occurrence												
17.2 Other Liability - claims made												
17.3 Excess workers' compensation												
18. Products liability												
19.1 Private passenger auto no-fault (personal injury protection)	2,240,004	2,108,384		658,106	1,201,951	1,247,636	619,565	19,781	18,039	36,349	223,787	65,378
19.2 Other private passenger auto liability	9,170,284	8,722,091		2,489,339	5,095,149	4,927,609	4,924,462	586,506	513,642	655,194	861,322	274,342
19.3 Commercial auto no-fault (personal injury protection)												
19.4 Other commercial auto liability												
21.1 Private passenger auto physical damage	5,295,573	4,924,449		1,554,639	2,915,801	3,015,842	164,330	7,757	6,994	4,086	521,479	153,484
21.2 Commercial auto physical damage												
22. Aircraft (all perils)												
23. Fidelity												
24. Surety												
26. Burglary and theft												
27. Boiler and machinery												
28. Credit												
30. Warranty												
34. Aggregate write-ins for other lines of business												
35. TOTALS (a)	16,705,861	15,754,924		4,702,084	9,212,901	9,191,087	5,708,357	614,044	538,675	695,629	1,606,588	493,204
DETAILS OF WRITE-INS												
3401.												
3402.												
3403.												
3498. Summary of remaining write-ins for Line 34 from overflow page												
3499. Totals (Lines 3401 thru 3403 plus 3498)(Line 34 above)												

(a) Finance and service charges not included in Lines 1 to 35 \$ 1,004,057
(b) For health business on indicated lines report: Number of persons insured under PPO managed care products and number of persons insured under indemnity only products



ANNUAL STATEMENT FOR THE YEAR 2015 OF THE Bristol West Insurance Company
EXHIBIT OF PREMIUMS AND LOSSES (Statutory Page 14)

NAIC Group Code 0069 BUSINESS IN THE STATE OF Rhode Island DURING THE YEAR 2015 NAIC Company Code 19658

Line of Business		Gross Premiums, Including Policy and Membership Fees, Less Return Premiums and Premiums on Policies not Taken		3 Dividends Paid or Credited to Policyholders on Direct Business	4 Direct Unearned Premium Reserves	5 Direct Losses Paid (deducting salvage)	6 Direct Losses Incurred	7 Direct Losses Unpaid	8 Direct Defense and Cost Containment Expense Paid	9 Direct Defense and Cost Containment Expense Incurred	10 Direct Defense and Cost Containment Expense Unpaid	11 Commissions and Brokerage Expenses	12 Taxes, Licenses and Fees
		1 Direct Premiums Written	2 Direct Premiums Earned										
1.	Fire												
2.1	Allied lines												
2.2	Multiple peril crop												
2.3	Federal flood												
2.4	Private crop												
3.	Farmowners multiple peril												
4.	Homeowners multiple peril												
5.1	Commercial multiple peril (non-liability portion)												
5.2	Commercial multiple peril (liability portion)												
6.	Mortgage guaranty												
8.	Ocean marine												
9.	Inland marine												
10.	Financial guaranty												
11.	Medical professional liability												
12.	Earthquake												
13.	Group accident and health (b)												
14.	Credit accident and health (group and individual)												
15.1	Collectively renewable accident and health (b)												
15.2	Non-cancelable accident and health(b)												
15.3	Guaranteed renewable accident and health(b)												
15.4	Non-renewable for stated reasons only (b)												
15.5	Other accident only												
15.6	Medicare Title XVIII exempt from state taxes or fees												
15.7	All other accident and health (b)												
15.8	Federal employees health benefits plan premium (b)												
16.	Workers' compensation												
17.1	Other Liability - occurrence												
17.2	Other Liability - claims made												
17.3	Excess workers' compensation												
18.	Products liability												
19.1	Private passenger auto no-fault (personal injury protection)												
19.2	Other private passenger auto liability												
19.3	Commercial auto no-fault (personal injury protection)												
19.4	Other commercial auto liability												
21.1	Private passenger auto physical damage												
21.2	Commercial auto physical damage												
22.	Aircraft (all perils)												
23.	Fidelity												
24.	Surety												
26.	Burglary and theft												
27.	Boiler and machinery												
28.	Credit												
30.	Warranty												
34.	Aggregate write-ins for other lines of business												
35.	TOTALS (a)												
DETAILS OF WRITE-INS													
3401.												
3402.												
3403.												
3498.	Summary of remaining write-ins for Line 34 from overflow page												
3499.	Totals (Lines 3401 thru 3403 plus 3498)(Line 34 above)												

(a) Finance and service charges not included in Lines 1 to 35 \$
(b) For health business on indicated lines report: Number of persons insured under PPO managed care products and number of persons insured under indemnity only products



ANNUAL STATEMENT FOR THE YEAR 2015 OF THE Bristol West Insurance Company

EXHIBIT OF PREMIUMS AND LOSSES (Statutory Page 14)

NAIC Group Code 0069 BUSINESS IN THE STATE OF South Carolina DURING THE YEAR 2015 NAIC Company Code 19658

Line of Business	Gross Premiums, Including Policy and Membership Fees, Less Return Premiums and Premiums on Policies not Taken		3 Dividends Paid or Credited to Policyholders on Direct Business	4 Direct Unearned Premium Reserves	5 Direct Losses Paid (deducting salvage)	6 Direct Losses Incurred	7 Direct Losses Unpaid	8 Direct Defense and Cost Containment Expense Paid	9 Direct Defense and Cost Containment Expense Incurred	10 Direct Defense and Cost Containment Expense Unpaid	11 Commissions and Brokerage Expenses	12 Taxes, Licenses and Fees
	1 Direct Premiums Written	2 Direct Premiums Earned										
1. Fire												
2.1 Allied lines												
2.2 Multiple peril crop												
2.3 Federal flood												
2.4. Private crop												
3. Farmowners multiple peril												
4. Homeowners multiple peril												
5.1 Commercial multiple peril (non-liability portion)												
5.2 Commercial multiple peril (liability portion)												
6. Mortgage guaranty												
8. Ocean marine												
9. Inland marine												
10. Financial guaranty												
11. Medical professional liability												
12. Earthquake												
13. Group accident and health (b)												
14. Credit accident and health (group and individual)												
15.1 Collectively renewable accident and health (b)												
15.2 Non-cancelable accident and health(b)												
15.3 Guaranteed renewable accident and health(b)												
15.4 Non-renewable for stated reasons only (b)												
15.5 Other accident only												
15.6 Medicare Title XVIII exempt from state taxes or fees												
15.7 All other accident and health (b)												
15.8 Federal employees health benefits plan premium (b)												
16. Workers' compensation												
17.1 Other Liability - occurrence												
17.2 Other Liability - claims made												
17.3 Excess workers' compensation												
18. Products liability												
19.1 Private passenger auto no-fault (personal injury protection)												
19.2 Other private passenger auto liability	5,268,485	5,524,157		1,352,398	4,195,815	4,338,683	3,817,352	203,458	177,190	242,428	457,706	175,034
19.3 Commercial auto no-fault (personal injury protection)												
19.4 Other commercial auto liability												
21.1 Private passenger auto physical damage	1,732,325	1,850,383		437,839	974,893	977,851	84,777	2,567	2,657	2,845	152,208	56,102
21.2 Commercial auto physical damage												
22. Aircraft (all perils)												
23. Fidelity												
24. Surety												
26. Burglary and theft												
27. Boiler and machinery												
28. Credit												
30. Warranty												
34. Aggregate write-ins for other lines of business												
35. TOTALS (a)	7,000,810	7,374,540		1,790,237	5,170,708	5,316,534	3,902,129	206,025	179,847	245,273	609,914	231,136
DETAILS OF WRITE-INS												
3401.												
3402.												
3403.												
3498. Summary of remaining write-ins for Line 34 from overflow page												
3499. Totals (Lines 3401 thru 3403 plus 3498)(Line 34 above)												

(a) Finance and service charges not included in Lines 1 to 35 \$ 478,135
(b) For health business on indicated lines report: Number of persons insured under PPO managed care products and number of persons insured under indemnity only products



ANNUAL STATEMENT FOR THE YEAR 2015 OF THE Bristol West Insurance Company

EXHIBIT OF PREMIUMS AND LOSSES (Statutory Page 14)

NAIC Group Code 0069 BUSINESS IN THE STATE OF South Dakota DURING THE YEAR 2015 NAIC Company Code 19658

Line of Business	Gross Premiums, Including Policy and Membership Fees, Less Return Premiums and Premiums on Policies not Taken		3 Dividends Paid or Credited to Policyholders on Direct Business	4 Direct Unearned Premium Reserves	5 Direct Losses Paid (deducting salvage)	6 Direct Losses Incurred	7 Direct Losses Unpaid	8 Direct Defense and Cost Containment Expense Paid	9 Direct Defense and Cost Containment Expense Incurred	10 Direct Defense and Cost Containment Expense Unpaid	11 Commissions and Brokerage Expenses	12 Taxes, Licenses and Fees
	1 Direct Premiums Written	2 Direct Premiums Earned										
1. Fire												
2.1 Allied lines												
2.2 Multiple peril crop												
2.3 Federal flood												
2.4. Private crop												
3. Farmowners multiple peril												
4. Homeowners multiple peril												
5.1 Commercial multiple peril (non-liability portion)												
5.2 Commercial multiple peril (liability portion)												
6. Mortgage guaranty												
8. Ocean marine												
9. Inland marine												
10. Financial guaranty												
11. Medical professional liability												
12. Earthquake												
13. Group accident and health (b)												
14. Credit accident and health (group and individual)												
15.1 Collectively renewable accident and health (b)												
15.2 Non-cancelable accident and health(b)												
15.3 Guaranteed renewable accident and health(b)												
15.4 Non-renewable for stated reasons only (b)												
15.5 Other accident only												
15.6 Medicare Title XVIII exempt from state taxes or fees												
15.7 All other accident and health (b)												
15.8 Federal employees health benefits plan premium (b)												
16. Workers' compensation												
17.1 Other Liability - occurrence												
17.2 Other Liability - claims made												
17.3 Excess workers' compensation												
18. Products liability												
19.1 Private passenger auto no-fault (personal injury protection)	1,028	958		261							106	.39
19.2 Other private passenger auto liability	1,025,947	.985,054		275,697	756,697	1,099,910	734,331	24,218	31,682	43,618	100,174	38,774
19.3 Commercial auto no-fault (personal injury protection)												
19.4 Other commercial auto liability												
21.1 Private passenger auto physical damage	557,666	544,828		152,185	352,189	367,176	50,791		6	140	56,772	20,696
21.2 Commercial auto physical damage												
22. Aircraft (all perils)												
23. Fidelity												
24. Surety												
26. Burglary and theft												
27. Boiler and machinery												
28. Credit												
30. Warranty												
34. Aggregate write-ins for other lines of business												
35. TOTALS (a)	1,584,641	1,530,840		428,143	1,108,886	1,467,086	785,122	24,218	31,688	43,758	157,052	59,509
DETAILS OF WRITE-INS												
3401.												
3402.												
3403.												
3498. Summary of remaining write-ins for Line 34 from overflow page												
3499. Totals (Lines 3401 thru 3403 plus 3498)(Line 34 above)												

(a) Finance and service charges not included in Lines 1 to 35 \$ 74,393
(b) For health business on indicated lines report: Number of persons insured under PPO managed care products and number of persons insured under indemnity only products



ANNUAL STATEMENT FOR THE YEAR 2015 OF THE Bristol West Insurance Company

EXHIBIT OF PREMIUMS AND LOSSES (Statutory Page 14)

NAIC Group Code 0069 BUSINESS IN THE STATE OF Tennessee DURING THE YEAR 2015 NAIC Company Code 19658

Line of Business		Gross Premiums, Including Policy and Membership Fees, Less Return Premiums and Premiums on Policies not Taken		3 Dividends Paid or Credited to Policyholders on Direct Business	4 Direct Unearned Premium Reserves	5 Direct Losses Paid (deducting salvage)	6 Direct Losses Incurred	7 Direct Losses Unpaid	8 Direct Defense and Cost Containment Expense Paid	9 Direct Defense and Cost Containment Expense Incurred	10 Direct Defense and Cost Containment Expense Unpaid	11 Commissions and Brokerage Expenses	12 Taxes, Licenses and Fees
		1 Direct Premiums Written	2 Direct Premiums Earned										
1.	Fire												
2.1	Allied lines												
2.2	Multiple peril crop												
2.3	Federal flood												
2.4	Private crop												
3.	Farmowners multiple peril												
4.	Homeowners multiple peril												
5.1	Commercial multiple peril (non-liability portion)												
5.2	Commercial multiple peril (liability portion)												
6.	Mortgage guaranty												
8.	Ocean marine												
9.	Inland marine												
10.	Financial guaranty												
11.	Medical professional liability												
12.	Earthquake												
13.	Group accident and health (b)												
14.	Credit accident and health (group and individual)												
15.1	Collectively renewable accident and health (b)												
15.2	Non-cancelable accident and health(b)												
15.3	Guaranteed renewable accident and health(b)												
15.4	Non-renewable for stated reasons only (b)												
15.5	Other accident only												
15.6	Medicare Title XVIII exempt from state taxes or fees												
15.7	All other accident and health (b)												
15.8	Federal employees health benefits plan premium (b)												
16.	Workers' compensation												
17.1	Other Liability - occurrence												
17.2	Other Liability - claims made												
17.3	Excess workers' compensation												
18.	Products liability												
19.1	Private passenger auto no-fault (personal injury protection)												
19.2	Other private passenger auto liability												
19.3	Commercial auto no-fault (personal injury protection)												
19.4	Other commercial auto liability												
21.1	Private passenger auto physical damage												
21.2	Commercial auto physical damage												
22.	Aircraft (all perils)												
23.	Fidelity												
24.	Surety												
26.	Burglary and theft												
27.	Boiler and machinery												
28.	Credit												
30.	Warranty												
34.	Aggregate write-ins for other lines of business												
35.	TOTALS (a)												
DETAILS OF WRITE-INS													
3401.												
3402.												
3403.												
3498.	Summary of remaining write-ins for Line 34 from overflow page												
3499.	Totals (Lines 3401 thru 3403 plus 3498)(Line 34 above)												

(a) Finance and service charges not included in Lines 1 to 35 \$
(b) For health business on indicated lines report: Number of persons insured under PPO managed care products and number of persons insured under indemnity only products



ANNUAL STATEMENT FOR THE YEAR 2015 OF THE Bristol West Insurance Company

EXHIBIT OF PREMIUMS AND LOSSES (Statutory Page 14)

NAIC Group Code 0069 BUSINESS IN THE STATE OF Utah DURING THE YEAR 2015 NAIC Company Code 19658

Line of Business	Gross Premiums, Including Policy and Membership Fees, Less Return Premiums and Premiums on Policies not Taken		3 Dividends Paid or Credited to Policyholders on Direct Business	4 Direct Unearned Premium Reserves	5 Direct Losses Paid (deducting salvage)	6 Direct Losses Incurred	7 Direct Losses Unpaid	8 Direct Defense and Cost Containment Expense Paid	9 Direct Defense and Cost Containment Expense Incurred	10 Direct Defense and Cost Containment Expense Unpaid	11 Commissions and Brokerage Expenses	12 Taxes, Licenses and Fees
	1 Direct Premiums Written	2 Direct Premiums Earned										
1. Fire												
2.1 Allied lines												
2.2 Multiple peril crop												
2.3 Federal flood												
2.4. Private crop												
3. Farmowners multiple peril												
4. Homeowners multiple peril												
5.1 Commercial multiple peril (non-liability portion)												
5.2 Commercial multiple peril (liability portion)												
6. Mortgage guaranty												
8. Ocean marine												
9. Inland marine												
10. Financial guaranty												
11. Medical professional liability												
12. Earthquake												
13. Group accident and health (b)												
14. Credit accident and health (group and individual)												
15.1 Collectively renewable accident and health (b)												
15.2 Non-cancelable accident and health(b)												
15.3 Guaranteed renewable accident and health(b)												
15.4 Non-renewable for stated reasons only (b)												
15.5 Other accident only												
15.6 Medicare Title XVIII exempt from state taxes or fees												
15.7 All other accident and health (b)												
15.8 Federal employees health benefits plan premium (b)												
16. Workers' compensation												
17.1 Other Liability - occurrence												
17.2 Other Liability - claims made												
17.3 Excess workers' compensation												
18. Products liability												
19.1 Private passenger auto no-fault (personal injury protection)	325,501	380,345		80,744	193,487	307,321	(109,073)	1,506	(947)	2,838	32,897	8,308
19.2 Other private passenger auto liability	3,018,538	3,321,865		705,580	3,598,161	2,740,033	3,993,751	224,890	149,660	116,211	289,235	78,602
19.3 Commercial auto no-fault (personal injury protection)												
19.4 Other commercial auto liability												
21.1 Private passenger auto physical damage	1,179,928	1,346,528		284,390	706,862	699,867	43,162	(169)	(1,092)	1,463	120,874	30,065
21.2 Commercial auto physical damage												
22. Aircraft (all perils)												
23. Fidelity												
24. Surety												
26. Burglary and theft												
27. Boiler and machinery												
28. Credit												
30. Warranty												
34. Aggregate write-ins for other lines of business												
35. TOTALS (a)	4,523,967	5,048,738		1,070,714	4,498,510	3,747,221	3,927,840	226,227	147,621	120,512	443,006	116,975
DETAILS OF WRITE-INS												
3401.												
3402.												
3403.												
3498. Summary of remaining write-ins for Line 34 from overflow page												
3499. Totals (Lines 3401 thru 3403 plus 3498)(Line 34 above)												

(a) Finance and service charges not included in Lines 1 to 35 \$ 327,414
(b) For health business on indicated lines report: Number of persons insured under PPO managed care products and number of persons insured under indemnity only products



ANNUAL STATEMENT FOR THE YEAR 2015 OF THE Bristol West Insurance Company
EXHIBIT OF PREMIUMS AND LOSSES (Statutory Page 14)

NAIC Group Code 0069 BUSINESS IN THE STATE OF Vermont DURING THE YEAR 2015 NAIC Company Code 19658

Line of Business	Gross Premiums, Including Policy and Membership Fees, Less Return Premiums and Premiums on Policies not Taken		3 Dividends Paid or Credited to Policyholders on Direct Business	4 Direct Unearned Premium Reserves	5 Direct Losses Paid (deducting salvage)	6 Direct Losses Incurred	7 Direct Losses Unpaid	8 Direct Defense and Cost Containment Expense Paid	9 Direct Defense and Cost Containment Expense Incurred	10 Direct Defense and Cost Containment Expense Unpaid	11 Commissions and Brokerage Expenses	12 Taxes, Licenses and Fees
	1 Direct Premiums Written	2 Direct Premiums Earned										
1. Fire												
2.1 Allied lines												
2.2 Multiple peril crop												
2.3 Federal flood												
2.4. Private crop												
3. Farmowners multiple peril												
4. Homeowners multiple peril												
5.1 Commercial multiple peril (non-liability portion)												
5.2 Commercial multiple peril (liability portion)												
6. Mortgage guaranty												
8. Ocean marine												
9. Inland marine												
10. Financial guaranty												
11. Medical professional liability												
12. Earthquake												
13. Group accident and health (b)												
14. Credit accident and health (group and individual)												
15.1 Collectively renewable accident and health (b)												
15.2 Non-cancelable accident and health(b)												
15.3 Guaranteed renewable accident and health(b)												
15.4 Non-renewable for stated reasons only (b)												
15.5 Other accident only												
15.6 Medicare Title XVIII exempt from state taxes or fees												
15.7 All other accident and health (b)												
15.8 Federal employees health benefits plan premium (b)												
16. Workers' compensation												
17.1 Other Liability - occurrence												
17.2 Other Liability - claims made												
17.3 Excess workers' compensation												
18. Products liability												
19.1 Private passenger auto no-fault (personal injury protection)												
19.2 Other private passenger auto liability												
19.3 Commercial auto no-fault (personal injury protection)												
19.4 Other commercial auto liability												
21.1 Private passenger auto physical damage												
21.2 Commercial auto physical damage												
22. Aircraft (all perils)												
23. Fidelity												
24. Surety												
26. Burglary and theft												
27. Boiler and machinery												
28. Credit												
30. Warranty												
34. Aggregate write-ins for other lines of business												
35. TOTALS (a)												
DETAILS OF WRITE-INS												
3401.												
3402.												
3403.												
3498. Summary of remaining write-ins for Line 34 from overflow page												
3499. Totals (Lines 3401 thru 3403 plus 3498)(Line 34 above)												

(a) Finance and service charges not included in Lines 1 to 35 \$
(b) For health business on indicated lines report: Number of persons insured under PPO managed care products and number of persons insured under indemnity only products



ANNUAL STATEMENT FOR THE YEAR 2015 OF THE Bristol West Insurance Company

EXHIBIT OF PREMIUMS AND LOSSES (Statutory Page 14)

NAIC Group Code 0069 BUSINESS IN THE STATE OF Virginia DURING THE YEAR 2015 NAIC Company Code 19658

Line of Business	Gross Premiums, Including Policy and Membership Fees, Less Return Premiums and Premiums on Policies not Taken		3 Dividends Paid or Credited to Policyholders on Direct Business	4 Direct Unearned Premium Reserves	5 Direct Losses Paid (deducting salvage)	6 Direct Losses Incurred	7 Direct Losses Unpaid	8 Direct Defense and Cost Containment Expense Paid	9 Direct Defense and Cost Containment Expense Incurred	10 Direct Defense and Cost Containment Expense Unpaid	11 Commissions and Brokerage Expenses	12 Taxes, Licenses and Fees
	1 Direct Premiums Written	2 Direct Premiums Earned										
1. Fire												
2.1 Allied lines												
2.2 Multiple peril crop												
2.3 Federal flood												
2.4. Private crop												
3. Farmowners multiple peril												
4. Homeowners multiple peril												
5.1 Commercial multiple peril (non-liability portion)												
5.2 Commercial multiple peril (liability portion)												
6. Mortgage guaranty												
8. Ocean marine												
9. Inland marine												
10. Financial guaranty												
11. Medical professional liability												
12. Earthquake												
13. Group accident and health (b)												
14. Credit accident and health (group and individual)												
15.1 Collectively renewable accident and health (b)												
15.2 Non-cancelable accident and health(b)												
15.3 Guaranteed renewable accident and health(b)												
15.4 Non-renewable for stated reasons only (b)												
15.5 Other accident only												
15.6 Medicare Title XVIII exempt from state taxes or fees												
15.7 All other accident and health (b)												
15.8 Federal employees health benefits plan premium (b)												
16. Workers' compensation												
17.1 Other Liability - occurrence												
17.2 Other Liability - claims made												
17.3 Excess workers' compensation												
18. Products liability												
19.1 Private passenger auto no-fault (personal injury protection)	130	34		96							15	6
19.2 Other private passenger auto liability	583,494	213,139		406,486	105,432	115,779	75,471	2,380	(11,212)	21,217	61,075	38,843
19.3 Commercial auto no-fault (personal injury protection)												
19.4 Other commercial auto liability												
21.1 Private passenger auto physical damage	169,999	60,976		122,237	27,059	32,429	4,771		(13)	31	18,992	10,574
21.2 Commercial auto physical damage												
22. Aircraft (all perils)												
23. Fidelity												
24. Surety												
26. Burglary and theft												
27. Boiler and machinery												
28. Credit												
30. Warranty												
34. Aggregate write-ins for other lines of business												
35. TOTALS (a)	753,623	274,149		528,819	132,491	148,208	80,242	2,380	(11,225)	21,248	80,082	49,423
DETAILS OF WRITE-INS												
3401.												
3402.												
3403.												
3498. Summary of remaining write-ins for Line 34 from overflow page												
3499. Totals (Lines 3401 thru 3403 plus 3498)(Line 34 above)												

(a) Finance and service charges not included in Lines 1 to 35 \$ 18,297
(b) For health business on indicated lines report: Number of persons insured under PPO managed care products and number of persons insured under indemnity only products



ANNUAL STATEMENT FOR THE YEAR 2015 OF THE Bristol West Insurance Company

EXHIBIT OF PREMIUMS AND LOSSES (Statutory Page 14)

NAIC Group Code 0069 BUSINESS IN THE STATE OF West Virginia DURING THE YEAR 2015 NAIC Company Code 19658

Line of Business		Gross Premiums, Including Policy and Membership Fees, Less Return Premiums and Premiums on Policies not Taken		3 Dividends Paid or Credited to Policyholders on Direct Business	4 Direct Unearned Premium Reserves	5 Direct Losses Paid (deducting salvage)	6 Direct Losses Incurred	7 Direct Losses Unpaid	8 Direct Defense and Cost Containment Expense Paid	9 Direct Defense and Cost Containment Expense Incurred	10 Direct Defense and Cost Containment Expense Unpaid	11 Commissions and Brokerage Expenses	12 Taxes, Licenses and Fees
		1 Direct Premiums Written	2 Direct Premiums Earned										
1.	Fire												
2.1	Allied lines												
2.2	Multiple peril crop												
2.3	Federal flood												
2.4	Private crop												
3.	Farmowners multiple peril												
4.	Homeowners multiple peril												
5.1	Commercial multiple peril (non-liability portion)												
5.2	Commercial multiple peril (liability portion)												
6.	Mortgage guaranty												
8.	Ocean marine												
9.	Inland marine												
10.	Financial guaranty												
11.	Medical professional liability												
12.	Earthquake												
13.	Group accident and health (b)												
14.	Credit accident and health (group and individual)												
15.1	Collectively renewable accident and health (b)												
15.2	Non-cancelable accident and health(b)												
15.3	Guaranteed renewable accident and health(b)												
15.4	Non-renewable for stated reasons only (b)												
15.5	Other accident only												
15.6	Medicare Title XVIII exempt from state taxes or fees												
15.7	All other accident and health (b)												
15.8	Federal employees health benefits plan premium (b)												
16.	Workers' compensation												
17.1	Other Liability - occurrence												
17.2	Other Liability - claims made												
17.3	Excess workers' compensation												
18.	Products liability												
19.1	Private passenger auto no-fault (personal injury protection)												
19.2	Other private passenger auto liability												
19.3	Commercial auto no-fault (personal injury protection)												
19.4	Other commercial auto liability												
21.1	Private passenger auto physical damage												
21.2	Commercial auto physical damage												
22.	Aircraft (all perils)												
23.	Fidelity												
24.	Surety												
26.	Burglary and theft												
27.	Boiler and machinery												
28.	Credit												
30.	Warranty												
34.	Aggregate write-ins for other lines of business												
35.	TOTALS (a)												
DETAILS OF WRITE-INS													
3401.												
3402.												
3403.												
3498.	Summary of remaining write-ins for Line 34 from overflow page												
3499.	Totals (Lines 3401 thru 3403 plus 3498)(Line 34 above)												

(a) Finance and service charges not included in Lines 1 to 35 \$
(b) For health business on indicated lines report: Number of persons insured under PPO managed care products and number of persons insured under indemnity only products



ANNUAL STATEMENT FOR THE YEAR 2015 OF THE Bristol West Insurance Company

EXHIBIT OF PREMIUMS AND LOSSES (Statutory Page 14)

NAIC Group Code 0069 BUSINESS IN THE STATE OF Wisconsin DURING THE YEAR 2015 NAIC Company Code 19658

Line of Business	Gross Premiums, Including Policy and Membership Fees, Less Return Premiums and Premiums on Policies not Taken		3 Dividends Paid or Credited to Policyholders on Direct Business	4 Direct Unearned Premium Reserves	5 Direct Losses Paid (deducting salvage)	6 Direct Losses Incurred	7 Direct Losses Unpaid	8 Direct Defense and Cost Containment Expense Paid	9 Direct Defense and Cost Containment Expense Incurred	10 Direct Defense and Cost Containment Expense Unpaid	11 Commissions and Brokerage Expenses	12 Taxes, Licenses and Fees
	1 Direct Premiums Written	2 Direct Premiums Earned										
1. Fire												
2.1 Allied lines												
2.2 Multiple peril crop												
2.3 Federal flood												
2.4. Private crop												
3. Farmowners multiple peril												
4. Homeowners multiple peril												
5.1 Commercial multiple peril (non-liability portion)												
5.2 Commercial multiple peril (liability portion)												
6. Mortgage guaranty												
8. Ocean marine												
9. Inland marine												
10. Financial guaranty												
11. Medical professional liability												
12. Earthquake												
13. Group accident and health (b)												
14. Credit accident and health (group and individual)												
15.1 Collectively renewable accident and health (b)												
15.2 Non-cancelable accident and health(b)												
15.3 Guaranteed renewable accident and health(b)												
15.4 Non-renewable for stated reasons only (b)												
15.5 Other accident only												
15.6 Medicare Title XVIII exempt from state taxes or fees												
15.7 All other accident and health (b)												
15.8 Federal employees health benefits plan premium (b)												
16. Workers' compensation												
17.1 Other Liability - occurrence												
17.2 Other Liability - claims made												
17.3 Excess workers' compensation												
18. Products liability												
19.1 Private passenger auto no-fault (personal injury protection)												
19.2 Other private passenger auto liability	2,819,469	2,725,562		746,257	2,084,669	2,801,549	2,156,084	29,944	25,970	185,800	293,144	90,376
19.3 Commercial auto no-fault (personal injury protection)												
19.4 Other commercial auto liability												
21.1 Private passenger auto physical damage	1,227,361	1,178,948		344,185	786,369	818,062	49,640		(162)	785	134,091	43,400
21.2 Commercial auto physical damage												
22. Aircraft (all perils)												
23. Fidelity												
24. Surety												
26. Burglary and theft												
27. Boiler and machinery												
28. Credit												
30. Warranty												
34. Aggregate write-ins for other lines of business												
35. TOTALS (a)	4,046,830	3,904,510		1,090,442	2,871,038	3,619,611	2,205,724	29,944	25,808	186,585	427,235	133,776
DETAILS OF WRITE-INS												
3401.												
3402.												
3403.												
3498. Summary of remaining write-ins for Line 34 from overflow page												
3499. Totals (Lines 3401 thru 3403 plus 3498)(Line 34 above)												

(a) Finance and service charges not included in Lines 1 to 35 \$ 243,648
(b) For health business on indicated lines report: Number of persons insured under PPO managed care products and number of persons insured under indemnity only products



ANNUAL STATEMENT FOR THE YEAR 2015 OF THE Bristol West Insurance Company

EXHIBIT OF PREMIUMS AND LOSSES (Statutory Page 14)

NAIC Group Code 0069 BUSINESS IN THE STATE OF Grand Total DURING THE YEAR 2015 NAIC Company Code 19658

Line of Business	Gross Premiums, Including Policy and Membership Fees, Less Return Premiums and Premiums on Policies not Taken		3 Dividends Paid or Credited to Policyholders on Direct Business	4 Direct Unearned Premium Reserves	5 Direct Losses Paid (deducting salvage)	6 Direct Losses Incurred	7 Direct Losses Unpaid	8 Direct Defense and Cost Containment Expense Paid	9 Direct Defense and Cost Containment Expense Incurred	10 Direct Defense and Cost Containment Expense Unpaid	11 Commissions and Brokerage Expenses	12 Taxes, Licenses and Fees
	1 Direct Premiums Written	2 Direct Premiums Earned										
1. Fire												
2.1 Allied lines												
2.2 Multiple peril crop												
2.3 Federal flood												
2.4. Private crop												
3. Farmowners multiple peril												
4. Homeowners multiple peril												
5.1 Commercial multiple peril (non-liability portion)												
5.2 Commercial multiple peril (liability portion)												
6. Mortgage guaranty												
8. Ocean marine												
9. Inland marine												
10. Financial guaranty												
11. Medical professional liability												
12. Earthquake												
13. Group accident and health (b)												
14. Credit accident and health (group and individual)												
15.1 Collectively renewable accident and health (b)												
15.2 Non-cancelable accident and health(b)												
15.3 Guaranteed renewable accident and health(b)												
15.4 Non-renewable for stated reasons only (b)												
15.5 Other accident only												
15.6 Medicare Title XVIII exempt from state taxes or fees												
15.7 All other accident and health (b)												
15.8 Federal employees health benefits plan premium (b)												
16. Workers' compensation												
17.1 Other Liability - occurrence												
17.2 Other Liability - claims made												
17.3 Excess workers' compensation												
18. Products liability												
19.1 Private passenger auto no-fault (personal injury protection)	7,084,335	7,214,031		2,244,870	9,764,140	8,458,338	8,507,814	211,716	232,690	517,884	686,097	172,589
19.2 Other private passenger auto liability	138,409,567	136,228,722		36,736,264	87,618,293	98,459,863	81,752,629	3,046,183	2,774,228	4,451,553	13,651,670	3,584,911
19.3 Commercial auto no-fault (personal injury protection)												
19.4 Other commercial auto liability												
21.1 Private passenger auto physical damage	64,603,119	63,653,816		17,888,508	38,451,395	39,577,463	2,970,937	55,254	56,571	49,208	6,628,017	1,598,111
21.2 Commercial auto physical damage												
22. Aircraft (all perils)												
23. Fidelity												
24. Surety												
26. Burglary and theft												
27. Boiler and machinery												
28. Credit												
30. Warranty												
34. Aggregate write-ins for other lines of business												
35. TOTALS (a)	210,097,021	207,096,569		56,869,642	135,833,828	146,495,664	93,231,380	3,313,153	3,063,489	5,018,645	20,965,784	5,355,611
DETAILS OF WRITE-INS												
3401.												
3402.												
3403.												
3498. Summary of remaining write-ins for Line 34 from overflow page												
3499. Totals (Lines 3401 thru 3403 plus 3498)(Line 34 above)												

(a) Finance and service charges not included in Lines 1 to 35 \$ 13,033,878
(b) For health business on indicated lines report: Number of persons insured under PPO managed care products and number of persons insured under indemnity only products

Schedule F - Part 1
N O N E

Schedule F - Part 2
N O N E

ANNUAL STATEMENT FOR THE YEAR 2015 OF THE Bristol West Insurance Company

SCHEDULE F - PART 3

Ceded Reinsurance as of December 31, Current Year (000 OMITTED)

1	2	3	4	5	6	Reinsurance Recoverable On									Reinsurance Payable		18	19
						7	8	9	10	11	12	13	14	15	16	17		
ID Number	NAIC Company Code	Name of Reinsurer	Domiciliary Jurisdiction	Reinsurance Contracts Ceding 75% or More of Direct Premiums Written	Reinsurance Premiums Ceded	Paid Losses	Paid LAE	Known Case Loss Reserves	Known Case LAE Reserves	IBNR Loss Reserves	IBNR LAE Reserves	Unearned Premiums	Contingent Commis-sions	Columns 7 thru 14 Totals	Ceded Balances Payable	Other Amounts Due to Reinsurers	Net Amount Recoverable From Reinsurers Cols. 15 - [16 + 17]	Funds Held By Company Under Reinsurance Treaties
95-2575893	21652	Farmers Insurance Exchange	CA		209,879	12,279	1,679	51,739		35,815	8,250	56,749		166,511	73,699		92,813	
0399999. Total Authorized - Affiliates - U.S. Non-Pool - Other					209,879	12,279	1,679	51,739		35,815	8,250	56,749		166,511	73,699		92,813	
0499999. Total Authorized - Affiliates - U.S. Non-Pool					209,879	12,279	1,679	51,739		35,815	8,250	56,749		166,511	73,699		92,813	
0799999. Total Authorized - Affiliates - Other (Non-U.S.)																		
0899999. Total Authorized - Affiliates					209,879	12,279	1,679	51,739		35,815	8,250	56,749		166,511	73,699		92,813	
0999998. Total Authorized - Other U.S. Unaffiliated Insurers (Under \$100,000)																		
0999999. Total Authorized - Other U.S. Unaffiliated Insurers																		
AA-9991159	00000	Michigan Catastrophic Claims Association	MI		218	2,046		2,646		1,308		120		6,120	221		5,899	
1099999. Total Authorized - Pools - Mandatory Pools					218	2,046		2,646		1,308		120		6,120	221		5,899	
1299998. Total Authorized - Other Non-U.S. Insurers (Under \$100,000)																		
1299999. Total Authorized - Other Non-U.S. Insurers																		
1399999. Total Authorized					210,097	14,325	1,679	54,385		37,123	8,250	56,870		172,632	73,920		98,712	
1799999. Total Unauthorized - Affiliates - U.S. Non-Pool																		
2099999. Total Unauthorized - Affiliates - Other (Non-U.S.)																		
2199999. Total Unauthorized - Affiliates																		
2299998. Total Unauthorized - Other U.S. Unaffiliated Insurers (Under \$100,000)																		
2299999. Total Unauthorized - Other U.S. Unaffiliated Insurers																		
2599998. Total Unauthorized - Other Non-U.S. Insurers (Under \$100,000)																		
2599999. Total Unauthorized - Other Non-U.S. Insurers																		
2699999. Total Unauthorized																		
3099999. Total Certified - Affiliates - U.S. Non-Pool																		
3399999. Total Certified - Affiliates - Other (Non-U.S.)																		
3499999. Total Certified - Affiliates																		
3599998. Total Certified - Other U.S. Unaffiliated Insurers (Under \$100,000)																		
3599999. Total Certified - Other U.S. Unaffiliated Insurers																		
3899998. Total Certified - Other Non-U.S. Insurers (Under \$100,000)																		
3899999. Total Certified - Other Non-U.S. Insurers																		
3999999. Total Certified																		
4099999. Total Authorized, Unauthorized and Certified					210,097	14,325	1,679	54,385		37,123	8,250	56,870		172,632	73,920		98,712	
4199999. Total Protected Cells																		
9999999 Totals					210,097	14,325	1,679	54,385		37,123	8,250	56,870		172,632	73,920		98,712	

NOTE: A. Report the five largest provisional commission rates included in the cedant's reinsurance treaties.
The commission rate to be reported is by contract with ceded premium in excess of \$50,000:

1	2	3
Name of Reinsurer	Commission Rate	Ceded Premium
1.		
2.		
3.		
4.		
5.		

B. Report the five largest reinsurance recoverables reported in Column 15, due from any one reinsurer (based on the total recoverables, Line 9999999, Column 15), the amount of ceded premium, and indicate whether the recoverables are due from an affiliated insurer.

1	2	3	4
Name of Reinsurer	Total Recoverables	Ceded Premiums	Affiliated
1. Farmers Insurance Exchange	166,511	209,879	Yes [X] No []
2. Michigan Catastrophic Claims Association	6,120	218	Yes [] No [X]
3.			Yes [] No []
4.			Yes [] No []
5.			Yes [] No []

ANNUAL STATEMENT FOR THE YEAR 2015 OF THE Bristol West Insurance Company

SCHEDULE F - PART 4

Aging of Ceded Reinsurance as of December 31, Current Year (000 OMITTED)

1 ID Number	2 NAIC Com- pany Code	3 Name of Reinsurer	4 Domiciliary Jurisdiction	Reinsurance Recoverable on Paid Losses and Paid Loss Adjustment Expenses							12 Percentage Overdue Col. 10/Col. 11	13 Percentage More Than 120 Days Overdue Col. 9/Col. 11
				5 Current	6 1 to 29 Days	7 30 to 90 Days	8 91 to 120 Days	9 Over 120 Days	10 Total Overdue Cols. 6 + 7 + 8 + 9	11 Total Due Cols. 5 + 10		
95-2575893	21652	Farmers Insurance Exchange	CA	13,959						13,959		
0399999. Total Authorized - Affiliates - U.S. Non-Pool - Other				13,959						13,959		
0499999. Total Authorized - Affiliates - U.S. Non-Pool				13,959						13,959		
0799999. Total Authorized - Affiliates - Other (Non-U.S.)												
0899999. Total Authorized - Affiliates				13,959						13,959		
AA-9991159	00000	Michigan Catastrophic Claims Association	MI	2,046						2,046		
1099999. Total Authorized - Pools - Mandatory Pools				2,046						2,046		
1399999. Total Authorized				16,004						16,004		
1799999. Total Unauthorized - Affiliates - U.S. Non-Pool												
2099999. Total Unauthorized - Affiliates - Other (Non-U.S.)												
2199999. Total Unauthorized - Affiliates												
2699999. Total Unauthorized												
3099999. Total Certified - Affiliates - U.S. Non-Pool												
3399999. Total Certified - Affiliates - Other (Non-U.S.)												
3499999. Total Certified - Affiliates												
3999999. Total Certified												
4099999. Total Authorized, Unauthorized and Certified				16,004						16,004		
4199999. Total Protected Cells												
9999999 Totals				16,004						16,004		

Schedule F - Part 5

N O N E

Schedule F - Part 5 - Bank Footnote

N O N E

Schedule F - Part 6 - Section 1 - Provision for Reinsurance Ceded to Certified Reinsurers

N O N E

Schedule F - Part 6 - Section 1 - Bank Footnote

N O N E

Schedule F - Part 6 - Section 2 - Provision for Overdue Reinsurance Ceded to Certified Reinsurers

N O N E

Schedule F - Part 7 - Provision for Overdue Authorized Reinsurance

N O N E

Schedule F - Part 8 - Provision for Overdue Reinsurance

N O N E

SCHEDULE F - PART 9

Restatement of Balance Sheet to Identify Net Credit for Reinsurance

	1 As Reported (Net of Ceded)	2 Restatement Adjustments	3 Restated (Gross of Ceded)
ASSETS (Page 2, Col. 3)			
1. Cash and invested assets (Line 12)	69,257,293		69,257,293
2. Premiums and considerations (Line 15)	45,080,914		45,080,914
3. Reinsurance recoverable on loss and loss adjustment expense payments (Line 16.1)	16,004,297	(13,958,612)	2,045,685
4. Funds held by or deposited with reinsured companies (Line 16.2)			
5. Other assets	1,986,315		1,986,315
6. Net amount recoverable from reinsurers		92,812,823	92,812,823
7. Protected cell assets (Line 27)			
8. Totals (Line 28)	132,328,818	78,854,211	211,183,029
LIABILITIES (Page 3)			
9. Losses and loss adjustment expenses (Lines 1 through 3)	1,772,675	95,803,676	97,576,351
10. Taxes, expenses, and other obligations (Lines 4 through 8)	5,452,534		5,452,534
11. Unearned premiums (Line 9)		56,749,144	56,749,144
12. Advance premiums (Line 10)	663,105		663,105
13. Dividends declared and unpaid (Line 11.1 and 11.2)			
14. Ceded reinsurance premiums payable (net of ceding commissions (Line 12)	73,919,928	(73,698,609)	221,319
15. Funds held by company under reinsurance treaties (Line 13)			
16. Amounts withheld or retained by company for account of others (Line 14)			
17. Provision for reinsurance (Line 16)			
18. Other liabilities	3,783,469		3,783,469
19. Total liabilities excluding protected cell business (Line 26)	85,591,711	78,854,211	164,445,922
20. Protected cell liabilities (Line 27)			
21. Surplus as regards policyholders (Line 37)	46,737,107	XXX	46,737,107
22. Totals (Line 38)	132,328,818	78,854,211	211,183,029

NOTE: Is the restatement of this exhibit the result of grossing up balances ceded to affiliates under 100 percent reinsurance or pooling arrangements? Yes [X] No []

If yes, give full explanation: Bristol West Insurance Company cedes 100% of its business, after other reinsurance, to Farmers Insurance Exchange, an affiliate domiciled in California.

Schedule H - Part 1

N O N E

Schedule H - Part 2 - Reserves and Liabilities

N O N E

Schedule H - Part 3 - Prior Year's Claim Reserves and Liabilities

N O N E

Schedule H - Part 4 - Reinsurance

N O N E

Schedule H - Part 5 - Health Claims

N O N E

ANNUAL STATEMENT FOR THE YEAR 2015 OF THE Bristol West Insurance Company

SCHEDULE P - PART 1A - HOMEOWNERS/FARMOWNERS

(\$000 OMITTED)

Years in Which Premiums Were Earned and Losses Were Incurred	Premiums Earned			Loss and Loss Expense Payments								12
	1	2	3	Loss Payments		Defense and Cost Containment Payments		Adjusting and Other Payments		10	11	Number of Claims Reported Direct and Assumed
	Direct and Assumed	Ceded	Net (1 - 2)	4 Direct and Assumed	5 Ceded	6 Direct and Assumed	7 Ceded	8 Direct and Assumed	9 Ceded	Salvage and Subrogation Received	Total Net Paid Cols (4 - 5 + 6 - 7 + 8 - 9)	
1. Prior.....	XXX	XXX	XXX									XXX
2. 2006.....												
3. 2007.....												
4. 2008.....												
5. 2009.....												
6. 2010.....												
7. 2011.....												
8. 2012.....												
9. 2013.....												
10. 2014.....												
11. 2015.....												
12. Totals	XXX	XXX	XXX									XXX

	Losses Unpaid				Defense and Cost Containment Unpaid				Adjusting and Other Unpaid		23	24	25
	Case Basis		Bulk + IBNR		Case Basis		Bulk + IBNR						
	13	14	15	16	17	18	19	20	21	22			
	Direct and Assumed	Ceded	Direct and Assumed	Ceded	Direct and Assumed	Ceded	Direct and Assumed	Ceded	Direct and Assumed	Ceded			
1. Prior.....													
2. 2006.....													
3. 2007.....													
4. 2008.....													
5. 2009.....													
6. 2010.....													
7. 2011.....													
8. 2012.....													
9. 2013.....													
10. 2014.....													
11. 2015.....													
12. Totals													

	Total Losses and Loss Expenses Incurred			Loss and Loss Expense Percentage (Incurred /Premiums Earned)			Nontabular Discount		34 Inter-Company Pooling Participation Percentage	Net Balance Sheet Reserves After Discount	
	26	27	28	29	30	31	32	33		35	36
	Direct and Assumed	Ceded	Net	Direct and Assumed	Ceded	Net	Loss	Loss Expense		Losses Unpaid	Loss Expenses Unpaid
1. Prior.....	XXX	XXX	XXX	XXX	XXX	XXX			XXX		
2. 2006.....											
3. 2007.....											
4. 2008.....											
5. 2009.....											
6. 2010.....											
7. 2011.....											
8. 2012.....											
9. 2013.....											
10. 2014.....											
11. 2015.....											
12. Totals	XXX	XXX	XXX	XXX	XXX	XXX			XXX		

ANNUAL STATEMENT FOR THE YEAR 2015 OF THE Bristol West Insurance Company

SCHEDULE P - PART 1B - PRIVATE PASSENGER AUTO LIABILITY/MEDICAL

(\$000 OMITTED)

Years in Which Premiums Were Earned and Losses Were Incurred	Premiums Earned			Loss and Loss Expense Payments								12
	1 Direct and Assumed	2 Ceded	3 Net (1 - 2)	Loss Payments		Defense and Cost Containment Payments		Adjusting and Other Payments		10 Salvage and Subrogation Received	11 Total Net Paid Cols (4 - 5 + 6 - 7 + 8 - 9)	Number of Claims Reported Direct and Assumed
				4 Direct and Assumed	5 Ceded	6 Direct and Assumed	7 Ceded	8 Direct and Assumed	9 Ceded			
1. Prior.....	XXX	XXX	XXX	3,826	3,599	43		134		9	405	XXX
2. 2006.....	134,788	104,479	30,309	78,029	59,269	4,610	6,022	11,204	8,618	413	19,935	16,689
3. 2007.....	122,070	110,422	11,648	83,472	75,735	4,721	4,247	10,605	9,559	136	9,256	17,093
4. 2008.....	141,189	127,345	13,844	92,386	83,215	4,079	3,670	11,672	10,542	223	10,711	20,962
5. 2009.....	184,315	166,032	18,282	127,748	115,093	4,611	4,150	17,886	16,414	342	14,588	26,829
6. 2010.....	199,941	199,941		130,898	130,898	5,580	5,580	23,889	23,889			25,864
7. 2011.....	179,535	179,535		113,821	113,821	4,286	4,286	22,021	22,021			23,145
8. 2012.....	173,288	173,288		111,770	111,770	3,916	3,916	19,930	19,930			22,382
9. 2013.....	150,268	150,268		83,181	83,181	1,946	1,946	13,044	13,044			18,235
10. 2014.....	134,029	134,029		66,562	66,562	1,016	1,016	10,624	10,624			15,153
11. 2015.....	143,443	143,443		44,641	44,641	160	160	7,865	7,865			15,713
12. Totals	XXX	XXX	XXX	936,335	887,785	34,968	34,993	148,874	142,505	1,123	54,893	XXX

	Losses Unpaid				Defense and Cost Containment Unpaid				Adjusting and Other Unpaid		23	24	25
	Case Basis		Bulk + IBNR		Case Basis		Bulk + IBNR						
	13	14	15	16	17	18	19	20	21	22			
	Direct and Assumed	Ceded	Direct and Assumed	Ceded	Direct and Assumed	Ceded	Direct and Assumed	Ceded	Direct and Assumed	Ceded			
1. Prior.....	2,477	1,577										900	4
2. 2006.....	793	161	143	71			28		5		16	738	2
3. 2007.....	809	779	268	257			35	31	4	4	1	46	6
4. 2008.....	293	274	258	245			55	49	4	3	1	39	9
5. 2009.....	437	406	238	223			61	55	7	7	2	52	105
6. 2010.....	1,140	1,140	328	328			106	106	15	15			310
7. 2011.....	1,132	1,132	476	476			184	184	30	30			314
8. 2012.....	3,894	3,894	1,258	1,258			400	400	67	67			419
9. 2013.....	5,856	5,856	1,687	1,687			743	743	122	122			670
10. 2014.....	11,862	11,862	6,309	6,309			1,327	1,327	270	270			815
11. 2015.....	25,078	25,078	25,522	25,522			2,032	2,032	2,242	2,242			3,571
12. Totals	53,773	52,159	36,488	36,375			4,969	4,927	2,765	2,759	20	1,775	6,225

	Total Losses and Loss Expenses Incurred			Loss and Loss Expense Percentage (Incurred /Premiums Earned)			Nontabular Discount		34 Inter-Company Pooling Participation Percentage	Net Balance Sheet Reserves After Discount	
	26	27	28	29	30	31	32	33		35	36
	Direct and Assumed	Ceded	Net	Direct and Assumed	Ceded	Net	Loss	Loss Expense		Losses Unpaid	Loss Expenses Unpaid
1. Prior.....	XXX	XXX	XXX	XXX	XXX	XXX			XXX	900	
2. 2006.....	94,812	74,140	20,672	70.3	71.0	68.2				705	32
3. 2007.....	99,914	90,612	9,301	81.8	82.1	79.9				42	4
4. 2008.....	108,747	97,997	10,750	77.0	77.0	77.6				33	6
5. 2009.....	150,988	136,348	14,640	81.9	82.1	80.1				46	7
6. 2010.....	161,955	161,955		81.0	81.0						
7. 2011.....	141,950	141,950		79.1	79.1						
8. 2012.....	141,234	141,234		81.5	81.5						
9. 2013.....	106,580	106,580		70.9	70.9						
10. 2014.....	97,970	97,970		73.1	73.1						
11. 2015.....	107,541	107,541		75.0	75.0						
12. Totals	XXX	XXX	XXX	XXX	XXX	XXX			XXX	1,726	49

Schedule P - Part 1C - Commercial Auto/Truck Liability/Medical

N O N E

Schedule P - Part 1D - Workers' Compensation (Excluding Excess Workers' Compensation)

N O N E

Schedule P - Part 1E - Commercial Multiple Peril

N O N E

Schedule P - Part 1F - Section 1 - Medical Professional Liability - Occurrence

N O N E

Schedule P - Part 1F - Section 2 - Medical Professional Liability - Claims-Made

N O N E

Schedule P - Part 1G - Special Liability (Ocean Marine, Aircraft (all perils), Boiler and Machinery)

N O N E

Schedule P - Part 1H - Section 1 - Other Liability - Occurrence

N O N E

Schedule P - Part 1H - Section 2 - Other Liability - Claims-Made

N O N E

Schedule P - Part 1I - Special Property (Fire, Allied Lines...)

N O N E

ANNUAL STATEMENT FOR THE YEAR 2015 OF THE Bristol West Insurance Company

SCHEDULE P - PART 1J - AUTO PHYSICAL DAMAGE

(\$000 OMITTED)

Years in Which Premiums Were Earned and Losses Were Incurred	Premiums Earned			Loss and Loss Expense Payments								12
	1 Direct and Assumed	2 Ceded	3 Net (1 - 2)	Loss Payments		Defense and Cost Containment Payments		Adjusting and Other Payments		10 Salvage and Subrogation Received	11 Total Net Paid Cols (4 - 5 + 6 - 7 + 8 - 9)	Number of Claims Reported Direct and Assumed
				4 Direct and Assumed	5 Ceded	6 Direct and Assumed	7 Ceded	8 Direct and Assumed	9 Ceded			
1. Prior.....	XXX	XXX	XXX	99	134	36	35	40	33	55	(27)	XXX
2. 2014.....	57,696	57,696		38,527	38,527	33	33	5,584	5,584			19,346
3. 2015.....	63,654	63,654		35,127	35,127	13	13	4,751	4,751			18,873
4. Totals	XXX	XXX	XXX	73,754	73,789	82	81	10,375	10,369	55	(27)	XXX

	Losses Unpaid				Defense and Cost Containment Unpaid				Adjusting and Other Unpaid		23	24	25
	Case Basis		Bulk + IBNR		Case Basis		Bulk + IBNR						
	13	14	15	16	17	18	19	20	21	22			
	Direct and Assumed	Ceded	Direct and Assumed	Ceded	Direct and Assumed	Ceded	Direct and Assumed	Ceded	Direct and Assumed	Ceded			
1. Prior	11	11	(78)	(75)			5	5	12	12	3	(2)	1,920
2. 2014	19	19	(61)	(61)			9	9	14	14			635
3. 2015	2,196	2,196	884	884			35	35	489	489			2,970
4. Totals	2,226	2,226	745	748			49	49	515	515	3	(2)	5,525

	Total Losses and Loss Expenses Incurred			Loss and Loss Expense Percentage (Incurred /Premiums Earned)			Nontabular Discount		34 Inter-Company Pooling Participation Percentage	Net Balance Sheet Reserves After Discount	
	26	27	28	29	30	31	32	33		35	36
	Direct and Assumed	Ceded	Net	Direct and Assumed	Ceded	Net	Loss	Loss Expense		Losses Unpaid	Loss Expenses Unpaid
1. Prior.....	XXX	XXX	XXX	XXX	XXX	XXX			XXX	(3)	
2. 2014.....	44,127	44,127		76.5	76.5						
3. 2015.....	43,493	43,493		68.3	68.3						
4. Totals	XXX	XXX	XXX	XXX	XXX	XXX			XXX	(3)	

Schedule P - Part 1K - Fidelity/Surety

NONE

Schedule P - Part 1L - Other (Including Credit, Accident and Health)

NONE

Schedule P - Part 1M - International

NONE

Schedule P - Part 1N - Reinsurance - Nonproportional Assumed Property

NONE

Schedule P - Part 1O - Reinsurance - Nonproportional Assumed Liability

NONE

Schedule P - Part 1P - Reinsurance - Nonproportional Assumed Financial Lines

NONE

Schedule P - Part 1R - Section 1 - Products Liability - Occurrence

NONE

Schedule P - Part 1R - Section 2 - Products Liability - Claims-Made

NONE

Schedule P - Part 1S - Financial Guaranty/Mortgage Guaranty

NONE

Schedule P - Part 1T - Warranty

NONE

ANNUAL STATEMENT FOR THE YEAR 2015 OF THE Bristol West Insurance Company

SCHEDULE P - PART 2A - HOMEOWNERS/FARMOWNERS

Years in Which Losses Were Incurred	INCURRED NET LOSSES AND DEFENSE AND COST CONTAINMENT EXPENSES REPORTED AT YEAR END (\$000 OMITTED)										DEVELOPMENT	
	1 2006	2 2007	3 2008	4 2009	5 2010	6 2011	7 2012	8 2013	9 2014	10 2015	11 One Year	12 Two Year
1. Prior.....												
2. 2006.....												
3. 2007.....	XXX											
4. 2008.....	XXX	XXX										
5. 2009.....	XXX	XXX	XXX									
6. 2010.....	XXX	XXX	XXX	XXX								
7. 2011.....	XXX	XXX	XXX	XXX	XXX							
8. 2012.....	XXX	XXX	XXX	XXX	XXX	XXX						
9. 2013.....	XXX	XXX	XXX	XXX	XXX	XXX	XXX					
10. 2014.....	XXX	XXX	XXX	XXX	XXX	XXX	XXX	XXX				XXX
11. 2015.....	XXX	XXX	XXX	XXX	XXX	XXX	XXX	XXX	XXX		XXX	XXX
12. Totals												

SCHEDULE P - PART 2B - PRIVATE PASSENGER AUTO LIABILITY/MEDICAL

1. Prior.....	13,458	20,687	23,596	27,406	24,318	24,590	25,489	26,416	26,191	26,124	(67)	(292)
2. 2006.....	17,141	20,154	19,739	18,603	17,408	17,787	17,667	18,507	18,140	18,081	(59)	(426)
3. 2007.....	XXX	7,653	7,813	7,944	7,923	8,014	8,059	8,279	8,269	8,255	(13)	(24)
4. 2008.....	XXX	XXX	8,750	9,206	9,253	9,417	9,544	9,607	9,639	9,619	(20)	12
5. 2009.....	XXX	XXX	XXX	11,538	12,275	12,749	13,035	13,134	13,183	13,168	(15)	34
6. 2010.....	XXX	XXX	XXX	XXX								
7. 2011.....	XXX	XXX	XXX	XXX	XXX							
8. 2012.....	XXX	XXX	XXX	XXX	XXX	XXX						
9. 2013.....	XXX	XXX	XXX	XXX	XXX	XXX	XXX					
10. 2014.....	XXX	XXX	XXX	XXX	XXX	XXX	XXX	XXX				XXX
11. 2015.....	XXX	XXX	XXX	XXX	XXX	XXX	XXX	XXX	XXX		XXX	XXX
12. Totals											(174)	(697)

SCHEDULE P - PART 2C - COMMERCIAL AUTO/TRUCK LIABILITY/MEDICAL

1. Prior.....												
2. 2006.....												
3. 2007.....	XXX											
4. 2008.....	XXX	XXX										
5. 2009.....	XXX	XXX	XXX									
6. 2010.....	XXX	XXX	XXX	XXX								
7. 2011.....	XXX	XXX	XXX	XXX	XXX							
8. 2012.....	XXX	XXX	XXX	XXX	XXX	XXX						
9. 2013.....	XXX	XXX	XXX	XXX	XXX	XXX	XXX					
10. 2014.....	XXX	XXX	XXX	XXX	XXX	XXX	XXX	XXX				XXX
11. 2015.....	XXX	XXX	XXX	XXX	XXX	XXX	XXX	XXX	XXX		XXX	XXX
12. Totals												

SCHEDULE P - PART 2D - WORKERS' COMPENSATION
(EXCLUDING EXCESS WORKERS' COMPENSATION)

1. Prior.....												
2. 2006.....												
3. 2007.....	XXX											
4. 2008.....	XXX	XXX										
5. 2009.....	XXX	XXX	XXX									
6. 2010.....	XXX	XXX	XXX	XXX								
7. 2011.....	XXX	XXX	XXX	XXX	XXX							
8. 2012.....	XXX	XXX	XXX	XXX	XXX	XXX						
9. 2013.....	XXX	XXX	XXX	XXX	XXX	XXX	XXX					
10. 2014.....	XXX	XXX	XXX	XXX	XXX	XXX	XXX	XXX				XXX
11. 2015.....	XXX	XXX	XXX	XXX	XXX	XXX	XXX	XXX	XXX		XXX	XXX
12. Totals												

SCHEDULE P - PART 2E - COMMERCIAL MULTIPLE PERIL

1. Prior.....												
2. 2006.....												
3. 2007.....	XXX											
4. 2008.....	XXX	XXX										
5. 2009.....	XXX	XXX	XXX									
6. 2010.....	XXX	XXX	XXX	XXX								
7. 2011.....	XXX	XXX	XXX	XXX	XXX							
8. 2012.....	XXX	XXX	XXX	XXX	XXX	XXX						
9. 2013.....	XXX	XXX	XXX	XXX	XXX	XXX	XXX					
10. 2014.....	XXX	XXX	XXX	XXX	XXX	XXX	XXX	XXX				XXX
11. 2015.....	XXX	XXX	XXX	XXX	XXX	XXX	XXX	XXX	XXX		XXX	XXX
12. Totals												

Schedule P - Part 2F - Section 1 - Medical Professional Liability - Occurrence

N O N E

Schedule P - Part 2F - Section 2 - Medical Professional Liability - Claims-Made

N O N E

Schedule P - Part 2G - Special Liability (Ocean Marine, Aircraft (all perils), Boiler and Machinery)

N O N E

Schedule P - Part 2H - Section 1 - Other Liability - Occurrence

N O N E

Schedule P - Part 2H - Section 2- Other Liability - Claims-Made

N O N E

ANNUAL STATEMENT FOR THE YEAR 2015 OF THE Bristol West Insurance Company

SCHEDULE P - PART 2I - SPECIAL PROPERTY (FIRE, ALLIED LINES, INLAND MARINE, EARTHQUAKE, BURGLARY, AND THEFT)

Years in Which Losses Were Incurred	INCURRED NET LOSSES AND DEFENSE AND COST CONTAINMENT EXPENSES REPORTED AT YEAR END (\$000 OMITTED)										DEVELOPMENT	
	1 2006	2 2007	3 2008	4 2009	5 2010	6 2011	7 2012	8 2013	9 2014	10 2015	11 One Year	12 Two Year
1. Prior.....	XXX	XXX	XXX	XXX	XXX	XXX	XXX	XXX				
2. 2014.....	XXX	XXX	XXX	XXX	XXX	XXX	XXX	XXX				XXX
3. 2015.....	XXX	XXX	XXX	XXX	XXX	XXX	XXX	XXX	XXX		XXX	XXX
4. Totals												

SCHEDULE P - PART 2J - AUTO PHYSICAL DAMAGE

1. Prior.....	XXX	XXX	XXX	XXX	XXX	XXX	XXX	(12)	(37)	(66)	(29)	(55)
2. 2014.....	XXX	XXX	XXX	XXX	XXX	XXX	XXX	XXX				XXX
3. 2015.....	XXX	XXX	XXX	XXX	XXX	XXX	XXX	XXX	XXX		XXX	XXX
4. Totals											(29)	(55)

SCHEDULE P - PART 2K - FIDELITY/SURETY

1. Prior.....	XXX	XXX	XXX	XXX	XXX	XXX	XXX					
2. 2014.....	XXX	XXX	XXX	XXX	XXX	XXX	XXX	XXX				XXX
3. 2015.....	XXX	XXX	XXX	XXX	XXX	XXX	XXX	XXX	XXX		XXX	XXX
4. Totals												

SCHEDULE P - PART 2L - OTHER (INCLUDING CREDIT, ACCIDENT AND HEALTH)

1. Prior.....	XXX	XXX	XXX	XXX	XXX	XXX	XXX					
2. 2014.....	XXX	XXX	XXX	XXX	XXX	XXX	XXX	XXX				XXX
3. 2015.....	XXX	XXX	XXX	XXX	XXX	XXX	XXX	XXX	XXX		XXX	XXX
4. Totals												

SCHEDULE P - PART 2M - INTERNATIONAL

1. Prior.....												
2. 2006.....												
3. 2007.....	XXX											
4. 2008.....	XXX	XXX										
5. 2009.....	XXX	XXX	XXX									
6. 2010.....	XXX	XXX	XXX	XXX								
7. 2011.....	XXX	XXX	XXX	XXX	XXX							
8. 2012.....	XXX	XXX	XXX	XXX	XXX	XXX						
9. 2013.....	XXX	XXX	XXX	XXX	XXX	XXX	XXX					
10. 2014.....	XXX	XXX	XXX	XXX	XXX	XXX	XXX	XXX				XXX
11. 2015.....	XXX	XXX	XXX	XXX	XXX	XXX	XXX	XXX	XXX		XXX	XXX
12. Totals												

Schedule P - Part 2N - Reinsurance - Nonproportional Assumed Property
N O N E

Schedule P - Part 2O - Reinsurance - Nonproportional Assumed Liability
N O N E

Schedule P - Part 2P - Reinsurance - Nonproportional Assumed Financial Lines
N O N E

Schedule P - Part 2R - Section 1 - Products Liability - Occurrence
N O N E

Schedule P - Part 2R - Section 2 - Products Liability - Claims-Made
N O N E

Schedule P - Part 2S - Financial Guaranty/Mortgage Guaranty
N O N E

Schedule P - Part 2T - Warranty
N O N E

SCHEDULE P - PART 3A - HOMEOWNERS/FARMOWNERS

Years in Which Losses Were Incurred	CUMULATIVE PAID NET LOSSES AND DEFENSE AND COST CONTAINMENT EXPENSES REPORTED AT YEAR END (\$000 OMITTED)										11 Number of Claims Closed With Loss Payment	12 Number of Claims Closed Without Loss Payment
	1	2	3	4	5	6	7	8	9	10		
	2006	2007	2008	2009	2010	2011	2012	2013	2014	2015		
1. Prior.....	.000											
2. 2006.....												
3. 2007.....	XXX											
4. 2008.....	XXX	XXX										
5. 2009.....	XXX	XXX	XXX									
6. 2010.....	XXX	XXX	XXX	XXX								
7. 2011.....	XXX	XXX	XXX	XXX	XXX							
8. 2012.....	XXX	XXX	XXX	XXX	XXX	XXX						
9. 2013.....	XXX	XXX	XXX	XXX	XXX	XXX	XXX					
10. 2014.....	XXX	XXX	XXX	XXX	XXX	XXX	XXX	XXX				
11. 2015.....	XXX	XXX	XXX	XXX	XXX	XXX	XXX	XXX	XXX			

SCHEDULE P - PART 3B - PRIVATE PASSENGER AUTO LIABILITY/MEDICAL

1. Prior.....	.000	3,872	14,742	20,240	22,924	23,699	24,255	24,819	24,953	25,224	2,075	325
2. 2006.....	6,851	(2,941)	8,311	13,133	15,619	16,562	16,868	17,180	17,249	17,348	11,633	5,054
3. 2007.....	XXX	3,131	5,858	6,980	7,605	7,851	7,968	8,183	8,194	8,210	11,768	5,319
4. 2008.....	XXX	XXX	3,609	7,151	8,469	9,127	9,398	9,509	9,574	9,580	14,115	6,838
5. 2009.....	XXX	XXX	XXX	5,205	9,399	11,525	12,510	12,917	13,074	13,116	18,687	8,037
6. 2010.....	XXX	XXX	XXX	XXX							19,477	6,077
7. 2011.....	XXX	XXX	XXX	XXX	XXX						17,424	5,407
8. 2012.....	XXX	XXX	XXX	XXX	XXX	XXX					16,524	5,439
9. 2013.....	XXX	XXX	XXX	XXX	XXX	XXX	XXX				12,428	5,137
10. 2014.....	XXX	XXX	XXX	XXX	XXX	XXX	XXX	XXX			10,667	3,671
11. 2015.....	XXX	XXX	XXX	XXX	XXX	XXX	XXX	XXX	XXX		8,648	3,494

SCHEDULE P - PART 3C - COMMERCIAL AUTO/TRUCK LIABILITY/MEDICAL

1. Prior.....	.000											
2. 2006.....												
3. 2007.....	XXX											
4. 2008.....	XXX	XXX										
5. 2009.....	XXX	XXX	XXX									
6. 2010.....	XXX	XXX	XXX	XXX								
7. 2011.....	XXX	XXX	XXX	XXX	XXX							
8. 2012.....	XXX	XXX	XXX	XXX	XXX	XXX						
9. 2013.....	XXX	XXX	XXX	XXX	XXX	XXX	XXX					
10. 2014.....	XXX	XXX	XXX	XXX	XXX	XXX	XXX	XXX				
11. 2015.....	XXX	XXX	XXX	XXX	XXX	XXX	XXX	XXX	XXX			

SCHEDULE P - PART 3D - WORKERS' COMPENSATION
(EXCLUDING EXCESS WORKERS' COMPENSATION)

1. Prior.....	.000											
2. 2006.....												
3. 2007.....	XXX											
4. 2008.....	XXX	XXX										
5. 2009.....	XXX	XXX	XXX									
6. 2010.....	XXX	XXX	XXX	XXX								
7. 2011.....	XXX	XXX	XXX	XXX	XXX							
8. 2012.....	XXX	XXX	XXX	XXX	XXX	XXX						
9. 2013.....	XXX	XXX	XXX	XXX	XXX	XXX	XXX					
10. 2014.....	XXX	XXX	XXX	XXX	XXX	XXX	XXX	XXX				
11. 2015.....	XXX	XXX	XXX	XXX	XXX	XXX	XXX	XXX	XXX			

SCHEDULE P - PART 3E - COMMERCIAL MULTIPLE PERIL

1. Prior.....	.000											
2. 2006.....												
3. 2007.....	XXX											
4. 2008.....	XXX	XXX										
5. 2009.....	XXX	XXX	XXX									
6. 2010.....	XXX	XXX	XXX	XXX								
7. 2011.....	XXX	XXX	XXX	XXX	XXX							
8. 2012.....	XXX	XXX	XXX	XXX	XXX	XXX						
9. 2013.....	XXX	XXX	XXX	XXX	XXX	XXX	XXX					
10. 2014.....	XXX	XXX	XXX	XXX	XXX	XXX	XXX	XXX				
11. 2015.....	XXX	XXX	XXX	XXX	XXX	XXX	XXX	XXX	XXX			

Schedule P - Part 3F - Section 1 - Medical Professional Liability - Occurrence

N O N E

Schedule P - Part 3F - Section 2 - Medical Professional Liability - Claims-Made

N O N E

Schedule P - Part 3G - Special Liability

N O N E

Schedule P - Part 3H - Section 1 - Other Liability - Occurrence

N O N E

Schedule P - Part 3H - Section 2 - Other Liability - Claims-Made

N O N E

ANNUAL STATEMENT FOR THE YEAR 2015 OF THE Bristol West Insurance Company

SCHEDULE P - PART 3I - SPECIAL PROPERTY (FIRE, ALLIED LINES, INLAND MARINE, EARTHQUAKE, BURGLARY, AND THEFT)

Years in Which Losses Were Incurred	CUMULATIVE PAID NET LOSSES AND DEFENSE AND COST CONTAINMENT EXPENSES REPORTED AT YEAR END (\$000 OMITTED)										11 Number of Claims Closed With Loss Payment	12 Number of Claims Closed Without Loss Payment
	1	2	3	4	5	6	7	8	9	10		
	2006	2007	2008	2009	2010	2011	2012	2013	2014	2015		
1. Prior	XXX	XXX	XXX	XXX	XXX	XXX	XXX	XXX			XXX	XXX
2. 2014	XXX	XXX	XXX	XXX	XXX	XXX	XXX	XXX			XXX	XXX
3. 2015	XXX	XXX	XXX	XXX	XXX	XXX	XXX	XXX	XXX		XXX	XXX

SCHEDULE P - PART 3J - AUTO PHYSICAL DAMAGE

1. Prior	XXX	XXX	XXX	XXX	XXX	XXX	XXX	.000	(30)	(64)	165,169	44,421
2. 2014	XXX	XXX	XXX	XXX	XXX	XXX	XXX	XXX			13,776	4,935
3. 2015	XXX	XXX	XXX	XXX	XXX	XXX	XXX	XXX	XXX		11,221	4,682

SCHEDULE P - PART 3K - FIDELITY/SURETY

1. Prior	XXX	XXX	XXX	XXX	XXX	XXX	XXX	XXX			XXX	XXX
2. 2014	XXX	XXX	XXX	XXX	XXX	XXX	XXX	XXX			XXX	XXX
3. 2015	XXX	XXX	XXX	XXX	XXX	XXX	XXX	XXX	XXX		XXX	XXX

SCHEDULE P - PART 3L - OTHER (INCLUDING CREDIT, ACCIDENT AND HEALTH)

1. Prior	XXX	XXX	XXX	XXX	XXX	XXX	XXX	.000			XXX	XXX
2. 2014	XXX	XXX	XXX	XXX	XXX	XXX	XXX	XXX			XXX	XXX
3. 2015	XXX	XXX	XXX	XXX	XXX	XXX	XXX	XXX	XXX		XXX	XXX

SCHEDULE P - PART 3M - INTERNATIONAL

1. Prior	.000										XXX	XXX
2. 2006											XXX	XXX
3. 2007	XXX										XXX	XXX
4. 2008	XXX	XXX									XXX	XXX
5. 2009	XXX	XXX	XXX								XXX	XXX
6. 2010	XXX	XXX	XXX	XXX							XXX	XXX
7. 2011	XXX	XXX	XXX	XXX	XXX						XXX	XXX
8. 2012	XXX	XXX	XXX	XXX	XXX	XXX					XXX	XXX
9. 2013	XXX	XXX	XXX	XXX	XXX	XXX	XXX				XXX	XXX
10. 2014	XXX	XXX	XXX	XXX	XXX	XXX	XXX	XXX			XXX	XXX
11. 2015	XXX	XXX	XXX	XXX	XXX	XXX	XXX	XXX	XXX		XXX	XXX

Schedule P - Part 3N - Reinsurance - Nonproportional Assumed Property

N O N E

Schedule P - Part 3O - Reinsurance - Nonproportional Assumed Liability

N O N E

Schedule P - Part 3P - Reinsurance - Nonproportional Assumed Financial Lines

N O N E

Schedule P - Part 3R - Section 1 - Product Liability - Occurrence

N O N E

Schedule P - Part 3R - Section 2 - Product Liability - Claims-Made

N O N E

Schedule P - Part 3S - Financial Guaranty/Mortgage Guaranty

N O N E

Schedule P - Part 3T - Warranty

N O N E

ANNUAL STATEMENT FOR THE YEAR 2015 OF THE Bristol West Insurance Company

SCHEDULE P - PART 4A - HOMEOWNERS/FARMOWNERS

Years in Which Losses Were Incurred	BULK AND IBNR RESERVES ON NET LOSSES AND DEFENSE AND COST CONTAINMENT EXPENSES REPORTED AT YEAR END (\$000 OMITTED)									
	1	2	3	4	5	6	7	8	9	10
	2006	2007	2008	2009	2010	2011	2012	2013	2014	2015
1. Prior.....										
2. 2006.....										
3. 2007.....	XXX									
4. 2008.....	XXX	XXX								
5. 2009.....	XXX	XXX	XX							
6. 2010.....	XXX	XXX	XX	XXX						
7. 2011.....	XXX	XXX	XX	XXX	XXX					
8. 2012.....	XXX	XXX	XXX	XXX	XXX	XXX				
9. 2013.....	XXX	XXX	XXX	XXX	XXX	XXX	XXX			
10. 2014.....	XXX	XXX	XXX	XXX	XXX	XXX	XXX	XXX		
11. 2015.....	XXX	XXX	XXX	XXX	XXX	XXX	XXX	XXX	XXX	

SCHEDULE P - PART 4B - PRIVATE PASSENGER AUTO LIABILITY/MEDICAL

1. Prior.....	3,503	6,835	3,374	4,521	215	71	356	262	70	
2. 2006.....	3,709	8,873	5,042	2,329	452	450	433	268	178	100
3. 2007.....	XXX	1,603	759	370	75	51	39	28	21	15
4. 2008.....	XXX	XXX	1,831	765	233	84	57	30	26	19
5. 2009.....	XXX	XXX	XXX	2,959	903	418	186	75	52	21
6. 2010.....	XXX	XXX	XXX	XXX						
7. 2011.....	XXX	XXX	XXX	XXX	XXX					
8. 2012.....	XXX	XXX	XXX	XXX	XXX	XXX				
9. 2013.....	XXX	XXX	XXX	XXX	XXX	XXX	XXX			
10. 2014.....	XXX	XXX	XXX	XXX	XXX	XXX	XXX	XXX		
11. 2015.....	XXX	XXX	XXX	XXX	XXX	XXX	XXX	XXX	XXX	

SCHEDULE P - PART 4C - COMMERCIAL AUTO/TRUCK LIABILITY/MEDICAL

1. Prior.....										
2. 2006.....										
3. 2007.....	XXX									
4. 2008.....	XXX	XXX								
5. 2009.....	XXX	XXX	XXX							
6. 2010.....	XXX	XXX	XX	XXX						
7. 2011.....	XXX	XXX	XX	XXX	XXX					
8. 2012.....	XXX	XXX	XX	XXX	XXX	XXX				
9. 2013.....	XXX	XXX	XX	XXX	XXX	XX	XXX			
10. 2014.....	XXX	XXX	XXX	XXX	XXX	XXX	XXX	XXX		
11. 2015.....	XXX	XXX	XXX	XXX	XXX	XXX	XXX	XXX	XXX	

SCHEDULE P - PART 4D - WORKERS' COMPENSATION
(EXCLUDING EXCESS WORKERS' COMPENSATION)

1. Prior.....										
2. 2006.....										
3. 2007.....	XXX									
4. 2008.....	XXX	XXX								
5. 2009.....	XXX	XXX	XXX							
6. 2010.....	XXX	XXX	XX	XXX						
7. 2011.....	XXX	XXX	XX	XXX	XXX					
8. 2012.....	XXX	XXX	XX	XXX	XXX	XXX				
9. 2013.....	XXX	XXX	XX	XXX	XXX	XX	XXX			
10. 2014.....	XXX	XXX	XXX	XXX	XXX	XXX	XXX	XXX		
11. 2015.....	XXX	XXX	XXX	XXX	XXX	XXX	XXX	XXX	XXX	

SCHEDULE P - PART 4E - COMMERCIAL MULTIPLE PERIL

1. Prior.....										
2. 2006.....										
3. 2007.....	XXX									
4. 2008.....	XXX	XXX								
5. 2009.....	XXX	XXX	XXX							
6. 2010.....	XXX	XXX	XX	XXX						
7. 2011.....	XXX	XXX	XX	XXX	XXX					
8. 2012.....	XXX	XXX	XX	XXX	XXX	XXX				
9. 2013.....	XXX	XXX	XX	XXX	XXX	XX	XXX			
10. 2014.....	XXX	XXX	XXX	XXX	XXX	XXX	XXX	XXX		
11. 2015.....	XXX	XXX	XXX	XXX	XXX	XXX	XXX	XXX	XXX	

Schedule P - Part 4F - Section 1 - Medical Professional Liability - Occurrence

N O N E

Schedule P - Part 4F - Section 2 - Medical Professional Liability - Claims-Made

N O N E

Schedule P - Part 4G - Special Liability

N O N E

Schedule P - Part 4H - Section 1 - Other Liability - Occurrence

N O N E

Schedule P - Part 4H - Section 2 - Other Liability - Claims-Made

N O N E

ANNUAL STATEMENT FOR THE YEAR 2015 OF THE Bristol West Insurance Company

SCHEDULE P - PART 4I - SPECIAL PROPERTY (FIRE, ALLIED LINES, INLAND MARINE, EARTHQUAKE, BURGLARY, AND THEFT)

Years in Which Losses Were Incurred	BULK AND IBNR RESERVES ON NET LOSSES AND DEFENSE AND COST CONTAINMENT EXPENSES REPORTED AT YEAR END (\$000 OMITTED)									
	1	2	3	4	5	6	7	8	9	10
	2006	2007	2008	2009	2010	2011	2012	2013	2014	2015
1. Prior	XXX	XXX	XXX	XXX	XXX	XXX	XXX			
2. 2014	XXX	XXX	XXX	XXX	XXX	XXX	XXX	XXX		
3. 2015	XXX	XXX	XXX	XXX	XXX	XXX	XXX	XXX	XXX	

SCHEDULE P - PART 4J - AUTO PHYSICAL DAMAGE

1. Prior	XXX	XXX	XXX	XXX	XXX	XXX	XXX	(12)	(7)	(3)
2. 2014	XXX	XXX	XXX	XXX	XXX	XXX	XXX	XXX		
3. 2015	XXX	XXX	XXX	XXX	XXX	XXX	XXX	XXX	XXX	

SCHEDULE P - PART 4K - FIDELITY/SURETY

1. Prior	XXX	XXX	XXX	XXX	XXX	XXX	XXX			
2. 2014	XXX	XXX	XXX	XXX	XXX	XXX	XXX	XXX		
3. 2015	XXX	XXX	XXX	XXX	XXX	XXX	XXX	XXX	XXX	

SCHEDULE P - PART 4L - OTHER (INCLUDING CREDIT, ACCIDENT AND HEALTH)

1. Prior	XXX	XXX	XXX	XXX	XXX	XXX	XXX			
2. 2014	XXX	XXX	XXX	XXX	XXX	XXX	XXX	XXX		
3. 2015	XXX	XXX	XXX	XXX	XXX	XXX	XXX	XXX	XXX	

SCHEDULE P - PART 4M - INTERNATIONAL

1. Prior										
2. 2006										
3. 2007	XXX									
4. 2008	XXX	XXX								
5. 2009	XXX	XXX	XXX							
6. 2010	XXX	XXX	XXX	XXX						
7. 2011	XXX	XXX	XXX	XXX	XXX					
8. 2012	XXX	XXX	XXX	XXX	XXX	XXX				
9. 2013	XXX	XXX	XXX	XXX	XXX	XXX	XXX			
10. 2014	XXX	XXX	XXX	XXX	XXX	XXX	XXX	XXX		
11. 2015	XXX	XXX	XXX	XXX	XXX	XXX	XXX	XXX	XXX	

Schedule P - Part 4N - Reinsurance - Nonproportional Assumed Property

N O N E

Schedule P - Part 4O - Reinsurance - Nonproportional Assumed Liability

N O N E

Schedule P - Part 4P - Reinsurance - Nonproportional Assumed Financial Lines

N O N E

Schedule P - Part 4R - Section 1 - Products Liability - Occurrence

N O N E

Schedule P - Part 4R - Section 2 - Products Liability - Claims-Made

N O N E

Schedule P - Part 4S - Financial Guaranty/Mortgage Guaranty

N O N E

Schedule P - Part 4T - Warranty

N O N E

Schedule P - Part 5A - Homeowners/Farmowners - Section 1

N O N E

Schedule P - Part 5A - Homeowners/Farmowners - Section 2

N O N E

Schedule P - Part 5A - Homeowners/Farmowners - Section 3

N O N E

ANNUAL STATEMENT FOR THE YEAR 2015 OF THE Bristol West Insurance Company

SCHEDULE P - PART 5B - PRIVATE PASSENGER AUTO LIABILITY/MEDICAL

SECTION 1

Years in Which Premiums Were Earned and Losses Were Incurred	CUMULATIVE NUMBER OF CLAIMS CLOSED WITH LOSS PAYMENT DIRECT AND ASSUMED AT YEAR END									
	1	2	3	4	5	6	7	8	9	10
	2006	2007	2008	2009	2010	2011	2012	2013	2014	2015
1. Prior.....	2,436	1,165	439	213	74	53	19	86	25	1
2. 2006.....	7,400	10,576	11,153	11,404	11,530	11,565	11,588	11,620	11,633	11,633
3. 2007.....	XXX	7,496	10,624	11,282	11,557	11,652	11,693	11,746	11,766	11,768
4. 2008.....	XXX	XXX	8,364	12,781	13,611	13,884	13,992	14,076	14,113	14,115
5. 2009.....	XXX	XXX	XXX	11,307	16,445	17,831	18,323	18,560	18,680	18,687
6. 2010.....	XXX	XXX	XXX	XXX	10,257	16,735	18,206	18,957	19,452	19,477
7. 2011.....	XXX	XXX	XXX	XXX	XXX	10,210	15,001	16,374	17,345	17,424
8. 2012.....	XXX	XXX	XXX	XXX	XXX	XXX	10,071	15,159	16,300	16,524
9. 2013.....	XXX	XXX	XXX	XXX	XXX	XXX	XXX	9,178	11,985	12,428
10. 2014.....	XXX	XXX	XXX	XXX	XXX	XXX	XXX	XXX	7,912	10,667
11. 2015.....	XXX	XXX	XXX	XXX	XXX	XXX	XXX	XXX	XXX	8,648

SECTION 2

Years in Which Premiums Were Earned and Losses Were Incurred	NUMBER OF CLAIMS OUTSTANDING DIRECT AND ASSUMED AT YEAR END									
	1	2	3	4	5	6	7	8	9	10
	2006	2007	2008	2009	2010	2011	2012	2013	2014	2015
1. Prior.....	2,297	969	506	280	186	128	112	29	3	4
2. 2006.....	4,438	1,092	485	223	104	71	46	16	2	2
3. 2007.....	XXX	4,258	1,166	486	212	119	78	24	6	6
4. 2008.....	XXX	XXX	6,296	1,337	507	237	122	37	12	9
5. 2009.....	XXX	XXX	XXX	6,351	2,383	989	491	237	109	105
6. 2010.....	XXX	XXX	XXX	XXX	8,877	3,371	1,816	947	332	310
7. 2011.....	XXX	XXX	XXX	XXX	XXX	6,918	2,980	1,503	385	314
8. 2012.....	XXX	XXX	XXX	XXX	XXX	XXX	6,616	1,981	635	419
9. 2013.....	XXX	XXX	XXX	XXX	XXX	XXX	XXX	4,343	1,105	670
10. 2014.....	XXX	XXX	XXX	XXX	XXX	XXX	XXX	XXX	3,350	815
11. 2015.....	XXX	XXX	XXX	XXX	XXX	XXX	XXX	XXX	XXX	3,571

SECTION 3

Years in Which Premiums Were Earned and Losses Were Incurred	CUMULATIVE NUMBER OF CLAIMS REPORTED DIRECT AND ASSUMED AT YEAR END									
	1	2	3	4	5	6	7	8	9	10
	2006	2007	2008	2009	2010	2011	2012	2013	2014	2015
1. Prior.....	1,345	400	157	93	63	49	34	35	1	2
2. 2006.....	15,751	16,611	16,653	16,673	16,679	16,683	16,684	16,685	16,689	16,689
3. 2007.....	XXX	16,197	16,999	17,048	17,068	17,070	17,075	17,078	17,091	17,093
4. 2008.....	XXX	XXX	19,772	20,818	20,906	20,924	20,933	20,942	20,961	20,962
5. 2009.....	XXX	XXX	XXX	24,439	26,627	26,727	26,760	26,788	26,826	26,829
6. 2010.....	XXX	XXX	XXX	XXX	23,787	25,707	25,822	25,854	25,861	25,864
7. 2011.....	XXX	XXX	XXX	XXX	XXX	21,363	23,021	23,113	23,137	23,145
8. 2012.....	XXX	XXX	XXX	XXX	XXX	XXX	21,045	22,406	22,361	22,382
9. 2013.....	XXX	XXX	XXX	XXX	XXX	XXX	XXX	17,849	18,173	18,235
10. 2014.....	XXX	XXX	XXX	XXX	XXX	XXX	XXX	XXX	14,448	15,153
11. 2015.....	XXX	XXX	XXX	XXX	XXX	XXX	XXX	XXX	XXX	15,713

Schedule P - Part 5C - Commercial Auto/Truck Liability/Medical - Section 1

N O N E

Schedule P - Part 5C - Commercial Auto/Truck Liability/Medical - Section 2

N O N E

Schedule P - Part 5C - Commercial Auto/Truck Liability/Medical - Section 3

N O N E

Schedule P-Part 5D-Workers' Compensation (Excluding Excess Workers' Compensation)-Section 1

N O N E

Schedule P-Part 5D-Workers' Compensation (Excluding Excess Workers' Compensation)-Section 2

N O N E

Schedule P-Part 5D-Workers' Compensation (Excluding Excess Workers' Compensation)-Section 3

N O N E

Schedule P - Part 5E - Commercial Multiple Peril - Section 1

N O N E

Schedule P - Part 5E - Commercial Multiple Peril - Section 2

N O N E

Schedule P - Part 5E - Commercial Multiple Peril - Section 3

N O N E

Schedule P - Part 5F - Medical Professional Liability - Occurrence - Section 1A

N O N E

Schedule P - Part 5F - Medical Professional Liability - Occurrence - Section 2A

N O N E

Schedule P - Part 5F - Medical Professional Liability - Occurrence - Section 3A

N O N E

Schedule P - Part 5F - Medical Professional Liability - Claims-Made - Section 1B

N O N E

Schedule P - Part 5F - Medical Professional Liability - Claims-Made - Section 2B

N O N E

Schedule P - Part 5F - Medical Professional Liability - Claims-Made - Section 3B

NONE

Schedule P - Part 5H - Other Liability - Occurrence - Section 1A

NONE

Schedule P - Part 5H - Other Liability - Occurrence - Section 2A

NONE

Schedule P - Part 5H - Other Liability - Occurrence - Section 3A

NONE

Schedule P - Part 5H - Other Liability - Claims-Made - Section 1B

NONE

Schedule P - Part 5H - Other Liability - Claims-Made - Section 2B

NONE

Schedule P - Part 5H - Other Liability - Claims-Made - Section 3B

NONE

Schedule P - Part 5R - Products Liability - Occurrence - Section 1A

NONE

Schedule P - Part 5R - Products Liability - Occurrence - Section 2A

NONE

Schedule P - Part 5R - Products Liability - Occurrence - Section 3A

NONE

Schedule P - Part 5R - Products Liability - Claims-Made - Section 1B

NONE

Schedule P - Part 5R - Products Liability - Claims-Made - Section 2B

NONE

Schedule P - Part 5R - Products Liability - Claims-Made - Section 3B

NONE

Schedule P - Part 5T - Warranty - Section 1

NONE

Schedule P - Part 5T - Warranty - Section 2

NONE

Schedule P - Part 5T - Warranty - Section 3

NONE

Schedule P - Part 6C - Commercial Auto/Truck Liability/Medical - Section 1

NONE

Schedule P - Part 6C - Commercial Auto/Truck Liability/Medical - Section 2

NONE

Schedule P-Part 6D-Workers' Compensation (Excluding Excess Workers' Compensation)-Section 1

NONE

Schedule P-Part 6D-Workers' Compensation (Excluding Excess Workers' Compensation)-Section 2

NONE

Schedule P - Part 6E - Commercial Multiple Peril - Section 1

NONE

Schedule P - Part 6E - Commercial Multiple Peril - Section 2

NONE

Schedule P - Part 6H - Other Liability - Occurrence - Section 1A

NONE

Schedule P - Part 6H - Other Liability - Occurrence - Section 2A

NONE

Schedule P - Part 6H - Other Liability - Claims-Made - Section 1B

NONE

Schedule P - Part 6H - Other Liability - Claims-Made - Section 2B

NONE

Schedule P - Part 6M - International - Section 1

NONE

Schedule P - Part 6M - International - Section 2

NONE

Schedule P - Part 6N- Reinsurance A - Nonproportional Assumed Property - Section 1
N O N E

Schedule P - Part 6N- Reinsurance A - Nonproportional Assumed Property - Section 2
N O N E

Schedule P - Part 6O - Reinsurance B - Nonproportional Liability - Section 1
N O N E

Schedule P - Part 6O - Reinsurance B - Nonproportional Assumed Liability - Section 2
N O N E

Schedule P - Part 6R - Products Liability - Occurrence - Section 1A
N O N E

Schedule P - Part 6R - Products Liability - Occurrence - Section 2A
N O N E

Schedule P - Part 6R - Products Liability - Claims-Made - Section 1B
N O N E

Schedule P - Part 6R - Products Liability - Claims-Made - Section 2B
N O N E

Schedule P - Part 7A - Section 1 - Primary Loss Sensitive Contracts
N O N E

Schedule P - Part 7A - Section 2 - Primary Loss Sensitive Contracts
N O N E

Schedule P - Part 7A - Section 3 - Primary Loss Sensitive Contracts
N O N E

Schedule P - Part 7A - Section 4 - Primary Loss Sensitive Contracts
N O N E

Schedule P - Part 7A - Section 5 - Primary Loss Sensitive Contracts
N O N E

Schedule P - Part 7B - Section 1 - Reinsurance Loss Sensitive Contracts
N O N E

Schedule P - Part 7B - Section 2 - Reinsurance Loss Sensitive Contracts
N O N E

Schedule P - Part 7B - Section 3 - Reinsurance Loss Sensitive Contracts
N O N E

Schedule P - Part 7B - Section 4 - Reinsurance Loss Sensitive Contracts
N O N E

Schedule P - Part 7B - Section 5 - Reinsurance Loss Sensitive Contracts
N O N E

Schedule P - Part 7B - Section 6 - Reinsurance Loss Sensitive Contracts
N O N E

Schedule P - Part 7B - Section 7 - Reinsurance Loss Sensitive Contracts
N O N E

SCHEDULE P INTERROGATORIES

1. The following questions relate to yet-to-be-issued Extended Reporting Endorsements (EREs) arising from Death, Disability, or Retirement (DDR) provisions in Medical Professional Liability Claims Made insurance policies. EREs provided for reasons other than DDR are not to be included.
- 1.1 Does the company issue Medical Professional Liability Claims Made insurance policies that provide tail (also known as an extended reporting endorsement, or “ERE”) benefits in the event of Death, Disability, or Retirement (DDR) at a reduced charge or at no additional cost? Yes [] No [X]
If the answer to question 1.1 is “no”, leave the following questions blank. If the answer to question 1.1 is “yes”, please answer the following questions:
- 1.2 What is the total amount of the reserve for that provision (DDR Reserve), as reported, explicitly or not, elsewhere in this statement (in dollars)?\$
- 1.3 Does the company report any DDR reserve as Unearned Premium Reserve per SSAP #65? Yes [] No []
- 1.4 Does the company report any DDR reserve as loss or loss adjustment expense reserve? Yes [] No []
- 1.5 If the company reports DDR reserve as Unearned Premium Reserve, does that amount match the figure on the Underwriting and Investment Exhibit, Part 1A – Recapitulation of all Premiums (Page 7) Column 2, Lines 11.1 plus 11.2? Yes [] No [] N/A []
- 1.6 If the company reports DDR reserve as loss or loss adjustment expense reserve, please complete the following table corresponding to where these reserves are reported in Schedule P:

Years in Which Premiums Were Earned and Losses Were Incurred		DDR Reserve Included in Schedule P, Part 1F, Medical Professional Liability Column 24: Total Net Losses and Expenses Unpaid	
		1 Section 1: Occurrence	2 Section 2: Claims-Made
1.601	Prior		
1.602	2006		
1.603	2007		
1.604	2008		
1.605	2009		
1.606	2010		
1.607	2011		
1.608	2012		
1.609	2013		
1.610	2014		
1.611	2015		
1.612	Totals		

2. The definition of allocated loss adjustment expenses (ALAE) and, therefore, unallocated loss adjustment expenses (ULAE) was changed effective January 1, 1998. This change in definition applies to both paid and unpaid expenses. Are these expenses (now reported as “Defense and Cost Containment” and “Adjusting and Other”) reported in compliance with these definitions in this statement? Yes [X] No []
3. The Adjusting and Other expense payments and reserves should be allocated to the years in which the losses were incurred based on the number of claims reported, closed and outstanding in those years. When allocating Adjusting and Other expense between companies in a group or a pool, the Adjusting and Other expense should be allocated in the same percentage used for the loss amounts and the claim counts. For reinsurers, Adjusting and Other expense assumed should be reported according to the reinsurance contract. For Adjusting and Other expense incurred by reinsurers, or in those situations where suitable claim count information is not available, Adjusting and Other expense should be allocated by a reasonable method determined by the company and described in Interrogatory 7, below. Are they so reported in this Statement? Yes [X] No []
4. Do any lines in Schedule P include reserves that are reported gross of any discount to present value of future payments, and that are reported net of such discounts on Page 10? Yes [] No [X]

If yes, proper disclosure must be made in the Notes to Financial Statements, as specified in the Instructions. Also, the discounts must be reported in Schedule P - Part 1, Columns 32 and 33. Schedule P must be completed gross of non-tabular discounting. Work papers relating to discount calculations must be available for examination upon request.
Discounting is allowed only if expressly permitted by the state insurance department to which this Annual Statement is being filed.
5. What were the net premiums in force at the end of the year for:
(in thousands of dollars)

5.1 Fidelity
5.2 Surety
6. Claim count information is reported per claim or per claimant (Indicate which).per claim.....
If not the same in all years, explain in Interrogatory 7.
- 7.1 The information provided in Schedule P will be used by many persons to estimate the adequacy of the current loss and expense reserves, among other things. Are there any especially significant events, coverage, retention or accounting changes that have occurred that must be considered when making such analyses? Yes [] No [X]
- 7.2 (An extended statement may be attached.)
Adjusting and Other expenses are allocated based on a combination of claim count metrics in conjunction with loss experience by accident year.

ANNUAL STATEMENT FOR THE YEAR 2015 OF THE Bristol West Insurance Company

SCHEDULE T - PART 2
INTERSTATE COMPACT - EXHIBIT OF PREMIUMS WRITTEN

Allocated by States and Territories

			Direct Business Only					
			1 Life (Group and Individual)	2 Annuities (Group and Individual)	3 Disability Income (Group and Individual)	4 Long-Term Care (Group and Individual)	5 Deposit-Type Contracts	6 Totals
States, Etc.								
1.	Alabama	AL						
2.	Alaska	AK						
3.	Arizona	AZ						
4.	Arkansas	AR						
5.	California	CA						
6.	Colorado	CO						
7.	Connecticut	CT						
8.	Delaware	DE						
9.	District of Columbia	DC						
10.	Florida	FL						
11.	Georgia	GA						
12.	Hawaii	HI						
13.	Idaho	ID						
14.	Illinois	IL						
15.	Indiana	IN						
16.	Iowa	IA						
17.	Kansas	KS						
18.	Kentucky	KY						
19.	Louisiana	LA						
20.	Maine	ME						
21.	Maryland	MD						
22.	Massachusetts	MA						
23.	Michigan	MI						
24.	Minnesota	MN						
25.	Mississippi	MS						
26.	Missouri	MO						
27.	Montana	MT						
28.	Nebraska	NE						
29.	Nevada	NV						
30.	New Hampshire	NH						
31.	New Jersey	NJ						
32.	New Mexico	NM						
33.	New York	NY						
34.	North Carolina	NC						
35.	North Dakota	ND						
36.	Ohio	OH						
37.	Oklahoma	OK						
38.	Oregon	OR						
39.	Pennsylvania	PA						
40.	Rhode Island	RI						
41.	South Carolina	SC						
42.	South Dakota	SD						
43.	Tennessee	TN						
44.	Texas	TX						
45.	Utah	UT						
46.	Vermont	VT						
47.	Virginia	VA						
48.	Washington	WA						
49.	West Virginia	WV						
50.	Wisconsin	WI						
51.	Wyoming	WY						
52.	American Samoa	AS						
53.	Guam	GU						
54.	Puerto Rico	PR						
55.	U.S. Virgin Islands	VI						
56.	Northern Mariana Islands	MP						
57.	Canada	CAN						
58.	Aggregate Other Alien	OT						
59.	Total							

ANNUAL STATEMENT FOR THE YEAR 2015 OF THE Bristol West Insurance Company

SCHEDULE Y

PART 1A - DETAIL OF INSURANCE HOLDING COMPANY SYSTEM

1	2	3	4	5	6	7	8	9	10	11	12	13	14	15
Group Code	Group Name	NAIC Company Code	ID Number	Federal RSSD	CIK	Name of Securities Exchange if Publicly Traded (U.S. or International)	Names of Parent, Subsidiaries Or Affiliates	Domi-ciliary Loca-tion	Rela-tion-ship to Reporting Entity	Directly Controlled by (Name of Entity/Person)	Type of Control (Ownership, Board, Management, Attorney-in-Fact, Influence, Other)	If Control is Ownership Provide Percentage	Ultimate Controlling Entity(ies)/Person(s)	*
		00000	47-3820947				17885 Von Karman, LLC	CA	NIA	Mid-Century Insurance Company	Ownership	100.000	Farmers Insurance Exchange	
		00000	95-4723863				20th Century Insurance Services, Inc.	NV	NIA	21st Century Insurance Group	Ownership	100.000	Farmers Insurance Exchange	
0069	Farmers Insurance Group	25232	22-3398993				21st Century Advantage Insurance Company	MN	IA	21st Century North America Insurance Company	Ownership	100.000	Farmers Insurance Exchange	
0069	Farmers Insurance Group	44245	13-3551577				21st Century Assurance Company	DE	IA	Farmers Insurance Exchange	Ownership	80.000	Farmers Insurance Exchange	
0069	Farmers Insurance Group	44245	13-3551577				21st Century Assurance Company	DE	IA	Fire Insurance Exchange	Ownership	10.000	Farmers Insurance Exchange	
0069	Farmers Insurance Group	44245	13-3551577				21st Century Assurance Company	DE	IA	Truck Insurance Exchange	Ownership	10.000	Farmers Insurance Exchange	
0069	Farmers Insurance Group	10184	22-3337475				21st Century Auto Insurance Company of New Jersey	NJ	IA	21st Century Centennial Insurance Company	Ownership	100.000	Farmers Insurance Exchange	
0069	Farmers Insurance Group	36404	95-4136306				21st Century Casualty Company	CA	IA	21st Century Insurance Group	Ownership	100.000	Farmers Insurance Exchange	
0069	Farmers Insurance Group	34789	23-2044095				21st Century Centennial Insurance Company	PA	IA	Farmers Insurance Exchange	Ownership	80.000	Farmers Insurance Exchange	
0069	Farmers Insurance Group	34789	23-2044095				21st Century Centennial Insurance Company	PA	IA	Fire Insurance Exchange	Ownership	10.000	Farmers Insurance Exchange	
0069	Farmers Insurance Group	34789	23-2044095				21st Century Centennial Insurance Company	PA	IA	Truck Insurance Exchange	Ownership	10.000	Farmers Insurance Exchange	
0069	Farmers Insurance Group	43974	13-1967524				21st Century Indemnity Insurance Company	PA	IA	21st Century Premier Insurance Company	Ownership	100.000	Farmers Insurance Exchange	
		00000	51-0283170				21st Century Insurance and Financial Services, Inc.	DE	NIA	Farmers Insurance Exchange	Ownership	80.000	Farmers Insurance Exchange	
		00000	51-0283170				21st Century Insurance and Financial Services, Inc.	DE	NIA	Fire Insurance Exchange	Ownership	10.000	Farmers Insurance Exchange	
		00000	51-0283170				21st Century Insurance and Financial Services, Inc.	DE	NIA	Truck Insurance Exchange	Ownership	10.000	Farmers Insurance Exchange	
0069	Farmers Insurance Group	12963	95-2565072				21st Century Insurance Company	CA	IA	21st Century Insurance Group	Ownership	100.000	Farmers Insurance Exchange	
0069	Farmers Insurance Group	10245	86-0812982				21st Century Insurance Company of the Southwest	TX	IA	21st Century Insurance Group	Ownership	100.000	Farmers Insurance Exchange	
		00000	95-1935264				21st Century Insurance Group	DE	NIA	Farmers Insurance Exchange	Ownership	80.000	Farmers Insurance Exchange	
		00000	95-1935264				21st Century Insurance Group	DE	NIA	Fire Insurance Exchange	Ownership	10.000	Farmers Insurance Exchange	
		00000	95-1935264				21st Century Insurance Group	DE	NIA	Truck Insurance Exchange	Ownership	10.000	Farmers Insurance Exchange	
0069	Farmers Insurance Group	36587	13-3801089				21st Century National Insurance Company	NY	IA	21st Century Security Insurance Company	Ownership	100.000	Farmers Insurance Exchange	
0069	Farmers Insurance Group	32220	13-3333609				21st Century North America Insurance Company	NY	IA	Farmers Insurance Exchange	Ownership	80.000	Farmers Insurance Exchange	
0069	Farmers Insurance Group	32220	13-3333609				21st Century North America Insurance Company	NY	IA	Fire Insurance Exchange	Ownership	10.000	Farmers Insurance Exchange	
0069	Farmers Insurance Group	32220	13-3333609				21st Century North America Insurance Company	NY	IA	Truck Insurance Exchange	Ownership	10.000	Farmers Insurance Exchange	
0069	Farmers Insurance Group	23795	02-0226203				21st Century Pacific Insurance Company	CO	IA	Farmers Insurance Exchange	Ownership	80.000	Farmers Insurance Exchange	
0069	Farmers Insurance Group	23795	02-0226203				21st Century Pacific Insurance Company	CO	IA	Fire Insurance Exchange	Ownership	10.000	Farmers Insurance Exchange	
0069	Farmers Insurance Group	23795	02-0226203				21st Century Pacific Insurance Company	CO	IA	Truck Insurance Exchange	Ownership	10.000	Farmers Insurance Exchange	
0069	Farmers Insurance Group	10710	13-3922232				21st Century Pinnacle Insurance Company	NJ	IA	21st Century North America Insurance Company	Ownership	100.000	Farmers Insurance Exchange	
0069	Farmers Insurance Group	22225	95-2743473				21st Century Preferred Insurance Company	PA	IA	21st Century Centennial Insurance Company	Ownership	100.000	Farmers Insurance Exchange	
0069	Farmers Insurance Group	20796	22-1721971				21st Century Premier Insurance Company	PA	IA	21st Century Centennial Insurance Company	Ownership	100.000	Farmers Insurance Exchange	
0069	Farmers Insurance Group	23833	02-0227294				21st Century Security Insurance Company	PA	IA	Farmers Insurance Exchange	Ownership	80.000	Farmers Insurance Exchange	
0069	Farmers Insurance Group	23833	02-0227294				21st Century Security Insurance Company	PA	IA	Fire Insurance Exchange	Ownership	10.000	Farmers Insurance Exchange	
0069	Farmers Insurance Group	23833	02-0227294				21st Century Security Insurance Company	PA	IA	Truck Insurance Exchange	Ownership	10.000	Farmers Insurance Exchange	
0069	Farmers Insurance Group	43761	95-4232263				21st Century Superior Insurance Company	CA	IA	21st Century North America Insurance Company	Ownership	100.000	Farmers Insurance Exchange	
		00000	99-0215429				50th State Risk Management Services, Inc.	HI	NIA	Hawaii Insurance Consultants, Ltd.	Ownership	100.000	Farmers Insurance Exchange	
		00000	47-2591947				5401 Wiles Road LLC	FL	NIA	Mid-Century Insurance Company	Ownership	100.000	Farmers Insurance Exchange	
		00000	47-3968324				922 W. Washington Blvd, LLC	IL	NIA	Mid-Century Insurance Company	Ownership	100.000	Farmers Insurance Exchange	
0069	Farmers Insurance Group	10805	13-3953213				American Pacific Insurance Company, Inc.	HI	IA	Farmers Insurance Hawaii, Inc.	Ownership	100.000	Farmers Insurance Exchange	

ANNUAL STATEMENT FOR THE YEAR 2015 OF THE Bristol West Insurance Company

SCHEDULE Y

PART 1A - DETAIL OF INSURANCE HOLDING COMPANY SYSTEM

1	2	3	4	5	6	7	8	9	10	11	12	13	14	15
Group Code	Group Name	NAIC Company Code	ID Number	Federal RSSD	CIK	Name of Securities Exchange if Publicly Traded (U.S. or International)	Names of Parent, Subsidiaries Or Affiliates	Domi-ciliary Loca-tion	Relation-ship to Reporting Entity	Directly Controlled by (Name of Entity/Person)	Type of Control (Ownership, Board, Management, Attorney-in-Fact, Influence, Other)	If Control is Ownership Provide Percentage	Ultimate Controlling Entity(ies)/Person(s)	*
0069	Farmers Insurance Group	00000	65-0221990				Bayview Adjustment Bureau, Inc.	CA	NIA	Bristol West Holdings, Inc.	Ownership	100.000	Farmers Insurance Exchange	
		11034	34-1893500				Bristol West Casualty Insurance Company	OH	IA	Coast National Insurance Company	Ownership	100.000	Farmers Insurance Exchange	
		00000	13-3994449				Bristol West Holdings, Inc.	DE	UIP	Farmers Insurance Exchange	Ownership	42.000	Farmers Insurance Exchange	
		00000	13-3994449				Bristol West Holdings, Inc.	DE	UIP	Fire Insurance Exchange	Ownership	3.750	Farmers Insurance Exchange	
		00000	13-3994449				Bristol West Holdings, Inc.	DE	UIP	Truck Insurance Exchange	Ownership	6.750	Farmers Insurance Exchange	
0069	Farmers Insurance Group	00000	13-3994449				Bristol West Holdings, Inc.	DE	UIP	Mid-Century Insurance Company	Ownership	47.500	Farmers Insurance Exchange	
		19658	38-1865162				Bristol West Insurance Company	OH	RE	Coast National Insurance Company	Ownership	100.000	Farmers Insurance Exchange	
							Bristol West Insurance Services of California, Inc.	CA	NIA	Bristol West Holdings, Inc.	Ownership	100.000	Farmers Insurance Exchange	
		00000	65-0880876				Bristol West Insurance Services of Texas, Inc.	TX	NIA	Bristol West Holdings, Inc.	Ownership	100.000	Farmers Insurance Exchange	
							Bristol West Insurance Services, Inc. of Florida	FL	NIA	Bristol West Holdings, Inc.	Ownership	100.000	Farmers Insurance Exchange	
0069	Farmers Insurance Group	00000	65-0616769				Bristol West Preferred Insurance Company	MI	IA	Bristol West Holdings, Inc.	Ownership	100.000	Farmers Insurance Exchange	
		12774	86-1174452				BWIS of Nevada, Inc.	NV	NIA	Bristol West Holdings, Inc.	Ownership	100.000	Farmers Insurance Exchange	
0069	Farmers Insurance Group	00000	65-0919338				Civic Property and Casualty Company	CA	IA	Fire Insurance Exchange	Ownership	80.000	Fire Insurance Exchange	
0069	Farmers Insurance Group	10315	95-4528269				Civic Property and Casualty Company	CA	IA	Truck Insurance Exchange	Ownership	20.000	Fire Insurance Exchange	
		10315	95-4528269				Coast National General Agency, Inc.	TX	NIA	Bristol West Holdings, Inc.	Ownership	100.000	Farmers Insurance Exchange	
		00000	76-0543593				Coast National Holding Company	CA	UIP	Bristol West Holdings, Inc.	Ownership	100.000	Farmers Insurance Exchange	
0069	Farmers Insurance Group	00000	33-0246699				Coast National Insurance Company	CA	UDP	Coast National Holding Company	Ownership	100.000	Farmers Insurance Exchange	
0069	Farmers Insurance Group	25089	33-0246701				Exact Property and Casualty Company	CA	IA	Fire Insurance Exchange	Ownership	80.000	Fire Insurance Exchange	
0069	Farmers Insurance Group	10318	95-4528266				Exact Property and Casualty Company	CA	IA	Truck Insurance Exchange	Ownership	20.000	Fire Insurance Exchange	
		10318	95-4528266				Farmers Financial Solutions, LLC	NV	NIA	FFS Holding, LLC	Ownership	100.000	Farmers Insurance Exchange	
0069	Farmers Insurance Group	00000	77-0530616				Farmers Insurance Company of Arizona	AZ	IA	Farmers Insurance Exchange	Ownership	70.000	Farmers Insurance Exchange	
0069	Farmers Insurance Group	21598	95-2626387				Farmers Insurance Company of Arizona	AZ	IA	Truck Insurance Exchange	Ownership	20.000	Farmers Insurance Exchange	
0069	Farmers Insurance Group	21598	95-2626387				Farmers Insurance Company of Arizona	AZ	IA	Fire Insurance Exchange	Ownership	10.000	Farmers Insurance Exchange	
0069	Farmers Insurance Group	21598	95-2626387				Farmers Insurance Company of Arizona	AZ	IA	Farmers Insurance Exchange	Ownership	80.000	Farmers Insurance Exchange	
0069	Farmers Insurance Group	21601	95-2626385				Farmers Insurance Company of Idaho	ID	IA	Fire Insurance Exchange	Ownership	6.700	Farmers Insurance Exchange	
0069	Farmers Insurance Group	21601	95-2626385				Farmers Insurance Company of Idaho	ID	IA	Truck Insurance Exchange	Ownership	13.300	Farmers Insurance Exchange	
0069	Farmers Insurance Group	21601	95-2626385				Farmers Insurance Company of Idaho	ID	IA	Farmers Insurance Exchange	Ownership	80.000	Farmers Insurance Exchange	
0069	Farmers Insurance Group	21636	95-2655893				Farmers Insurance Company of Oregon	OR	IA	Truck Insurance Exchange	Ownership	20.000	Farmers Insurance Exchange	
0069	Farmers Insurance Group	21636	95-2655893				Farmers Insurance Company of Oregon	OR	IA	Fire Insurance Exchange	Ownership	80.000	Farmers Insurance Exchange	
0069	Farmers Insurance Group	21644	95-2655894				Farmers Insurance Company of Washington	WA	IA	Truck Insurance Exchange	Ownership	20.000	Fire Insurance Exchange	
0069	Farmers Insurance Group	21644	95-2655894				Farmers Insurance Company of Washington	WA	IA	Farmers Insurance Exchange	Ownership	90.000	Farmers Insurance Exchange	
0069	Farmers Insurance Group	21628	48-0609012				Farmers Insurance Company, Inc.	KS	IA	Fire Insurance Exchange	Ownership	10.000	Farmers Insurance Exchange	
0069	Farmers Insurance Group	21628	48-0609012				Farmers Insurance Company, Inc.	KS	IA	See Note 1	Other			
0069	Farmers Insurance Group	21652	95-2575893				Farmers Insurance Exchange	CA	UIP	Farmers Insurance Exchange	Ownership	80.000	Farmers Insurance Exchange	
0069	Farmers Insurance Group	28487	22-2640040				Farmers Insurance Hawaii, Inc.	HI	IA	Fire Insurance Exchange	Ownership	10.000	Farmers Insurance Exchange	
0069	Farmers Insurance Group	28487	22-2640040				Farmers Insurance Hawaii, Inc.	HI	IA	Truck Insurance Exchange	Ownership	10.000	Farmers Insurance Exchange	
0069	Farmers Insurance Group	28487	22-2640040				Farmers Insurance of Columbus, Inc.	OH	IA	Farmers Insurance Exchange	Ownership	100.000	Farmers Insurance Exchange	
0069	Farmers Insurance Group	36889	31-0956373				Farmers New Century Insurance Company	IL	IA	Illinois Farmers Insurance Company	Ownership	100.000	Farmers Insurance Exchange	
		10806	36-4165395				Farmers Services Insurance Agency	CA	NIA	Foremost Insurance Company Grand Rapids, Michigan	Ownership	100.000	Farmers Insurance Exchange	
		00000	95-6048990							See Note 3	Management		Farmers Insurance Exchange	
0069	Farmers Insurance Group	43699	59-2326047				FCOA, LLC	DE	NIA	Foremost Insurance Company Grand Rapids, Michigan	Ownership	100.000	Farmers Insurance Exchange	
		24392	74-1067657				FFS Holding, LLC	NV	NIA	Mid-Century Insurance Company	Ownership	100.000	Farmers Insurance Exchange	
0069	Farmers Insurance Group	00000	27-0342907				Fire Insurance Exchange	CA	IA	See Note 4	Other			
0069	Farmers Insurance Group	00000	77-0530617				Foremost County Mutual Insurance Company	TX	IA	See Note 5	Management		Farmers Insurance Exchange	
0069	Farmers Insurance Group	21660	95-6235715											
0069	Farmers Insurance Group	29254	38-1721730											

SCHEDULE Y

PART 1A - DETAIL OF INSURANCE HOLDING COMPANY SYSTEM

1	2	3	4	5	6	7	8	9	10	11	12	13	14	15
Group Code	Group Name	NAIC Company Code	ID Number	Federal RSSD	CIK	Name of Securities Exchange if Publicly Traded (U.S. or International)	Names of Parent, Subsidiaries Or Affiliates	Domi-ciliary Location	Relation-ship to Reporting Entity	Directly Controlled by (Name of Entity/Person)	Type of Control (Ownership, Board, Management, Attorney-in-Fact, Influence, Other)	If Control is Ownership Provide Percentage	Ultimate Controlling Entity(ies)/Person(s)	*
		00000	38-2505922				Foremost Express Insurance Agency, Inc.	MI	NIA	FCOA, LLC	Ownership	100.000	Farmers Insurance Exchange	
		00000	73-0462770				Foremost Financial Services Corporation	DE	NIA	FCOA, LLC	Ownership	100.000	Farmers Insurance Exchange	
0069	Farmers Insurance Group	11185	38-1407533				Foremost Insurance Company Grand Rapids, Michigan	MI	IA	Farmers Insurance Exchange	Ownership	80.000	Farmers Insurance Exchange	
0069	Farmers Insurance Group	11185	38-1407533				Foremost Insurance Company Grand Rapids, Michigan	MI	IA	Fire Insurance Exchange	Ownership	10.000	Farmers Insurance Exchange	
0069	Farmers Insurance Group	11185	38-1407533				Foremost Insurance Company Grand Rapids, Michigan	MI	IA	Truck Insurance Exchange	Ownership	10.000	Farmers Insurance Exchange	
0069	Farmers Insurance Group	41688	75-1779175				Foremost Lloyds of Texas	TX	IA	See Note 6	Management		Farmers Insurance Exchange	
0069	Farmers Insurance Group	11800	35-1604635				Foremost Property and Casualty Insurance Company	MI	IA	Foremost Insurance Company Grand Rapids, Michigan	Ownership	100.000	Farmers Insurance Exchange	
0069	Farmers Insurance Group	41513	38-2430150				Foremost Signature Insurance Company	MI	IA	Michigan	Ownership	100.000	Farmers Insurance Exchange	
		00000	65-1142050				GP, LLC	DE	NIA	Bristol West Holdings, Inc.	Ownership	100.000	Farmers Insurance Exchange	
		00000	99-0083322				Hawaii Insurance Consultants, Ltd.	HI	NIA	Farmers Insurance Exchange	Ownership	80.000	Farmers Insurance Exchange	
		00000	99-0083322				Hawaii Insurance Consultants, Ltd.	HI	NIA	Fire Insurance Exchange	Ownership	10.000	Farmers Insurance Exchange	
		00000	99-0083322				Hawaii Insurance Consultants, Ltd.	HI	NIA	Truck Insurance Exchange	Ownership	10.000	Farmers Insurance Exchange	
0069	Farmers Insurance Group	21679	36-2661515				Illinois Farmers Insurance Company	IL	IA	Farmers Insurance Exchange	Ownership	100.000	Farmers Insurance Exchange	
		00000	65-0881673				Insurance Data Systems, G.P.	FL	NIA	Bristol West Holdings, Inc.	Ownership	99.900	Farmers Insurance Exchange	
		00000	65-0881673				Insurance Data Systems, G.P.	FL	NIA	GP, LLC	Ownership	0.100	Farmers Insurance Exchange	
		00000	38-2336672				Kraft Lake Insurance Agency, Inc.	MI	OTH	FCOA, LLC	Ownership	100.000	Farmers Insurance Exchange	
0069	Farmers Insurance Group	21687	95-6016640				Mid-Century Insurance Company	CA	IA	Farmers Insurance Exchange	Ownership	80.000	Farmers Insurance Exchange	
0069	Farmers Insurance Group	21687	95-6016640				Mid-Century Insurance Company	CA	IA	Fire Insurance Exchange	Ownership	12.500	Farmers Insurance Exchange	
0069	Farmers Insurance Group	21687	95-6016640				Mid-Century Insurance Company	CA	IA	Truck Insurance Exchange	Ownership	7.500	Farmers Insurance Exchange	
0069	Farmers Insurance Group	28673	74-2448744				Mid-Century Insurance Company of Texas	TX	IA	Farmers Insurance Exchange	Ownership	100.000	Farmers Insurance Exchange	
0069	Farmers Insurance Group	10317	95-4528264				Neighborhood Spirit Property and Casualty Company	CA	IA	Fire Insurance Exchange	Ownership	80.000	Fire Insurance Exchange	
0069	Farmers Insurance Group	10317	95-4528264				Neighborhood Spirit Property and Casualty Company	CA	IA	Truck Insurance Exchange	Ownership	20.000	Fire Insurance Exchange	
0069	Farmers Insurance Group	33120	65-0109120				Security National Insurance Company	FL	IA	Bristol West Holdings, Inc.	Ownership	75.000	Farmers Insurance Exchange	
0069	Farmers Insurance Group	33120	65-0109120				Security National Insurance Company	FL	IA	Insurance Data Systems, G.P.	Ownership	25.000	Farmers Insurance Exchange	
0069	Farmers Insurance Group	21695	94-1663548				Texas Farmers Insurance Company	TX	IA	Farmers Insurance Exchange	Ownership	86.280	Farmers Insurance Exchange	
0069	Farmers Insurance Group	21695	94-1663548				Texas Farmers Insurance Company	TX	IA	Mid Century Insurance Company	Ownership	13.720	Farmers Insurance Exchange	
0069	Farmers Insurance Group	21709	95-2575892				Truck Insurance Exchange	CA	IA	See Note 7	Other			
		00000	20-3821099				Veyond Pacific Technology Solutions, LLC	HI	NIA	Farmers Insurance Hawaii, Inc.	Ownership	99.200	Farmers Insurance Exchange	
							American Pacific Insurance Company, Inc.							
		00000	20-3821099				Veyond Pacific Technology Solutions, LLC	HI	NIA	Veyond Pacific Technology Solutions, LLC	Ownership	0.800	Farmers Insurance Exchange	
		00000	20-3821011				Veyond Pacific Technology, Inc.	HI	NIA		Ownership	100.000	Farmers Insurance Exchange	
		00000	04-3726591				Veyond Technology Solutions, LLC	HI	NIA	Farmers Insurance Hawaii, Inc.	Ownership	92.500	Farmers Insurance Exchange	
							American Pacific Insurance Company, Inc.							
		00000	04-3726591				Veyond Technology Solutions, LLC	HI	NIA		Ownership	7.500	Farmers Insurance Exchange	
		00000	04-3682284				Veyond Technology, Inc.	HI	NIA	Veyond Technology Solutions, LLC	Ownership	100.000	Farmers Insurance Exchange	
		00000	74-1593853				Western Star Insurance Services, Inc.	TX	NIA	FCOA, LLC	Ownership	100.000	Farmers Insurance Exchange	
	***THE FOLLOWING ARE ZURICH INSURANCE GROUP ENTITIES WITHIN NAIC GROUP CODE 0212 AND ARE NOT INCLUDED IN FARMERS INSURANCE GROUP WITHIN NAIC GROUP CODE 0069						***			***			***	

SCHEDULE Y
PART 1A - DETAIL OF INSURANCE HOLDING COMPANY SYSTEM

1	2	3	4	5	6	7	8	9	10	11	12	13	14	15
Group Code	Group Name	NAIC Company Code	ID Number	Federal RSSD	CIK	Name of Securities Exchange if Publicly Traded (U.S. or International)	Names of Parent, Subsidiaries Or Affiliates	Domi-ciliary Loca-tion	Relation-ship to Reporting Entity	Directly Controlled by (Name of Entity/Person)	Type of Control (Ownership, Board, Management, Attorney-in-Fact, Influence, Other)	If Control is Ownership Provide Percentage	Ultimate Controlling Entity(ies)/Person(s)	*
		.00000					17-40 Direct Limited	.GBR	OTH	Endsleigh Insurance Services Limited	Ownership	.100.000	Zurich Insurance Group Ltd.	.12
		.00000					2Plan Group Limited	.GBR	OTH	Openwork Independent Solutions Limited	Ownership	.100.000	Zurich Insurance Group Ltd.	.12
		.00000					2Plan Limited	.GBR	OTH	2Plan Group Limited	Ownership	.100.000	Zurich Insurance Group Ltd.	.12
		.00000					2Plan Wealth Management Limited	.GBR	OTH	2Plan Group Limited	Ownership	.100.000	Zurich Insurance Group Ltd.	.12
		.00000					307-309 Atlantic Avenue Acquisition LLC	.DE	OTH	Zurich American Insurance Company	Ownership	.100.000	Zurich Insurance Group Ltd.	.12
		.00000	46-3762438				4622 Wilshire Blvd LLC	.CA	OTH	Farmers Group, Inc.	Ownership	.100.000	Zurich Insurance Group Ltd.	.11
		.00000	46-3785528				4680 Wilshire Blvd LLC	.CA	OTH	Farmers Group, Inc.	Ownership	.100.000	Zurich Insurance Group Ltd.	.11
		.00000	46-3851771				4700 Wilshire Blvd LLC	.CA	OTH	Farmers Group, Inc.	Ownership	.100.000	Zurich Insurance Group Ltd.	.11
		.00000	46-3856319				4750 Wilshire Blvd LLC	.CA	OTH	Farmers Group, Inc.	Ownership	.100.000	Zurich Insurance Group Ltd.	.11
		.00000					Access Franchise Management Limited	.GBR	OTH	Zurich Assurance Ltd	Ownership	.100.000	Zurich Insurance Group Ltd.	.12
		.00000					ACN 000 141 051 Ltd.	.AUS	OTH	Zurich Financial Services Australia Limited	Ownership	.100.000	Zurich Insurance Group Ltd.	.12
		.00000					ADAC Autoversicherung AG	.DEU	OTH	Zurich GI Management Aktiefesellschaft (Deutschland)	Ownership	.51.000	Zurich Insurance Group Ltd.	.12
		.00000					Afterland Limited	.GBR	OTH	Zurich Assurance Ltd	Ownership	.100.000	Zurich Insurance Group Ltd.	.12
		.00000					AG Haus der Wirtschaft	.CHE	OTH	Zurich Versicherungs-Gesellschaft AG	Ownership	.8.163	Zurich Insurance Group Ltd.	.12
		.00000					AIDE Asistencia Seguros y Reaseguros, S.A. - Sociedad Uniper	.ESP	OTH	Zurich Insurance plc, Sucursal en Espana	Ownership	.100.000	Zurich Insurance Group Ltd.	.12
		.00000					Albert Road 1 UK Limited	.GBR	OTH	Zurich Assurance Ltd	Ownership	.100.000	Zurich Insurance Group Ltd.	.12
		.00000					Albert Road 2 UK Limited	.GBR	OTH	Zurich Assurance Ltd	Ownership	.100.000	Zurich Insurance Group Ltd.	.12
		.00000					Allied Dunbar Asset Management plc	.GBR	OTH	Allied Dunbar Assurance plc	Ownership	.99.999	Zurich Insurance Group Ltd.	.12
		.00000					Allied Dunbar Asset Management plc	.GBR	OTH	Zurich Trustee Company (UK) Limited	Ownership	.0.001	Zurich Insurance Group Ltd.	.12
		.00000					Allied Dunbar Assurance plc	.GBR	OTH	Zurich Financial Services (UKISA)	Ownership	.100.000	Zurich Insurance Group Ltd.	.12
		.00000					Allied Dunbar Financial Services Limited	.GBR	OTH	Nominees Limited	Ownership	.100.000	Zurich Insurance Group Ltd.	.12
		.00000					Allied Dunbar Healthcare Marketing Limited	.GBR	OTH	Allied Dunbar Assurance plc	Ownership	.100.000	Zurich Insurance Group Ltd.	.12
		.00000					Allied Dunbar International Fund Managers Limited	.GBR	OTH	Allied Dunbar Assurance plc	Ownership	.100.000	Zurich Insurance Group Ltd.	.12
		.00000					Allied Dunbar International Nominees Limited	.GBR	OTH	Zurich Versicherungs-Gesellschaft AG	Ownership	.100.000	Zurich Insurance Group Ltd.	.12
		.00000					Allied Dunbar Property Services Limited	.GBR	OTH	Allied Dunbar International Fund Managers Limited	Ownership	.100.000	Zurich Insurance Group Ltd.	.12
		.00000					Allied Dunbar Provident plc	.GBR	OTH	Allied Dunbar Assurance plc	Ownership	.100.000	Zurich Insurance Group Ltd.	.12
		.00000					Allied Dunbar Provident plc	.GBR	OTH	Allied Dunbar Assurance plc	Ownership	.100.000	Zurich Insurance Group Ltd.	.12
		.00000					Allied Zurich Holdings Limited	.JEY	OTH	Zurich Trustee Company (UK) Limited	Ownership	.0.000	Zurich Insurance Group Ltd.	.12
		.00000					Allied Zurich Limited	.GBR	OTH	Zurich Versicherungs-Gesellschaft AG	Ownership	.100.000	Zurich Insurance Group Ltd.	.12
.0212	Zurich U.S. Insurance Pool Group	.26247	36-6071400				American Guarantee and Liability Insurance Company	.NY	OTH	Zurich Insurance Group Ltd.	Ownership	.100.000	Zurich Insurance Group Ltd.	.12
.0212	Zurich U.S. Insurance Pool Group	.40142	36-3141762				American Zurich Insurance Company	.IL	OTH	Zurich American Insurance Company	Ownership	.100.000	Zurich Insurance Group Ltd.	.12
		.00000					Anglo American Insurance Group (UK) Limited	.GBR	OTH	Steadfast Insurance Company	Ownership	.100.000	Zurich Insurance Group Ltd.	.12
		.00000					Ascent Underwriters Managers (Pty) Ltd	.ZAF	OTH	CMSH Limited	Ownership	.100.000	Zurich Insurance Group Ltd.	.12
		.00000					Ashdale Land and Property Company Limited	.GBR	OTH	Zurich Insurance Company South Africa Limited	Ownership	.100.000	Zurich Insurance Group Ltd.	.12
		.00000					Associated Marine Insurers Agents Pty. Limited	.AUS	OTH	Zurich Insurance plc	Ownership	.100.000	Zurich Insurance Group Ltd.	.12
		.00000					Baden-Badener Versicherung Aktiengesellschaft	.DEU	OTH	Zurich Financial Services Australia Limited	Ownership	.100.000	Zurich Insurance Group Ltd.	.12
		.00000					Ballykilliane Holdings Limited	.IRL	OTH	Zurich Beteiligungs-Aktiengesellschaft (Deutschland)	Ownership	.100.000	Zurich Insurance Group Ltd.	.12
		.00000								Zurich Insurance plc	Ownership	.100.000	Zurich Insurance Group Ltd.	.12

SCHEDULE Y
PART 1A - DETAIL OF INSURANCE HOLDING COMPANY SYSTEM

1	2	3	4	5	6	7	8	9	10	11	12	13	14	15
Group Code	Group Name	NAIC Company Code	ID Number	Federal RSSD	CIK	Name of Securities Exchange if Publicly Traded (U.S. or International)	Names of Parent, Subsidiaries Or Affiliates	Domi-ciliary Loca-tion	Relation-ship to Reporting Entity	Directly Controlled by (Name of Entity/Person)	Type of Control (Ownership, Board, Management, Attorney-in-Fact, Influence, Other)	If Control is Ownership Provide Percentage	Ultimate Controlling Entity(ies)/Person(s)	*
		.00000					Bansabadell Pensiones, E.G.F.P, S.A.ESP	.OTH	Zurich Vida, Compañía de Seguros y Reaseguros, S.A. – Socied	Ownership.....	.50.000	Zurich Insurance Group Ltd.12
		.00000					Bansabadell Seguros Generales, S.A. de Seguros y ReasegurosESP	.OTH	Zurich Versicherungs-Gesellschaft AG	Ownership.....	.50.000	Zurich Insurance Group Ltd.12
		.00000					Bansabadell Servicios Auxiliares De Seguros, S.L.ESP	.OTH	Bansabadell Seguros Generales, S.A. de Seguros y Reaseguros	Ownership.....	.100.000	Zurich Insurance Group Ltd.12
		.00000					Bansabadell Vida S.A. de Seguros y ReasegurosESP	.OTH	Zurich Vida, Compañía de Seguros y Reaseguros, S.A. – Socied	Ownership.....	.50.000	Zurich Insurance Group Ltd.12
		.00000					Benefit Finance Partners, L.L.C.DE	.OTH	Zurich Benefit Finance LLC	Ownership.....	.50.000	Zurich Insurance Group Ltd.12
		.00000	13-4097988				BFP Securities LLCDE	.OTH	Benefit Finance Partners, L.L.C.	Ownership.....	.100.000	Zurich Insurance Group Ltd.12
		.00000					Bizerba GmbH & Co. KGDEU	.OTH	Zurich Deutscher Herold Lebensversicherung Aktiengeselschaf	Ownership.....	.10.000	Zurich Insurance Group Ltd.12
		.00000					Bloomington Office LPDE	.OTH	Zurich Structured Finance, Inc.	Ownership.....	.99.000	Zurich Insurance Group Ltd.12
		.00000					Bloomington Office MGP, LLCDE	.OTH	Zurich Structured Finance, Inc.	Ownership.....	.99.000	Zurich Insurance Group Ltd.12
		.00000					Bloomington Office MGP, LLCDE	.OTH	Bloomington Office MGP Manager, Inc	Ownership.....	.1.000	Zurich Insurance Group Ltd.12
		.00000					Bloomington Office MGP Manager, IncDE	.OTH	Zurich Structured Finance, Inc.	Ownership.....	.100.000	Zurich Insurance Group Ltd.12
		.00000					BnB Sure (Pty) Ltd.ZAF	.OTH	Zurich Insurance Company South Africa Limited	Ownership.....	.100.000	Zurich Insurance Group Ltd.12
		.00000					Bonner Akademie Gesellschaft fur DV- und Management-TrainingDEU	.OTH	Zurich Beteiligungs-Aktiengesellschaft (Deutschland)	Ownership.....	.100.000	Zurich Insurance Group Ltd.12
		.00000					Bonnfinanz Aktiengesellschaft fur Vermögensberatung und VermDEU	.OTH	Deutscher Herold Aktiengesellschaft	Ownership.....	.100.000	Zurich Insurance Group Ltd.12
		.00000					Bonus Pensionskassen AktiengesellschaftAUT	.OTH	Zurich Versicherungs-Aktiengesellschaft	Ownership.....	.87.500	Zurich Insurance Group Ltd.12
		.00000					BONUS Vorsorgekasse AGAUT	.OTH	Zurich Versicherungs-Aktiengesellschaft	Ownership.....	.50.000	Zurich Insurance Group Ltd.12
		.00000					BOS Apt 1, LLCDE	.OTH	Zurich American Insurance Company	Ownership.....	.100.000	Zurich Insurance Group Ltd.12
		.00000					BOS Apt 2, LLCDE	.OTH	Zurich American Insurance Company	Ownership.....	.100.000	Zurich Insurance Group Ltd.12
		.00000					BOS Office 2 LLCDE	.OTH	Zurich American Insurance Company	Ownership.....	.100.000	Zurich Insurance Group Ltd.12
		.00000					BOS Office 3, LLCDE	.OTH	Farmers New World Life Insurance Company	Ownership.....	.100.000	Zurich Insurance Group Ltd.11
		.00000					BOS Retail 1, LLCDE	.OTH	Zurich American Insurance Company	Ownership.....	.100.000	Zurich Insurance Group Ltd.12
		.00000					Brinker Retail MGP, LLCDE	.OTH	Zurich Structured Finance, Inc.	Ownership.....	.99.000	Zurich Insurance Group Ltd.12
		.00000					Bristlecourt LimitedGBR	.OTH	Zurich Assurance Ltd	Ownership.....	.100.000	Zurich Insurance Group Ltd.12
		.00000					Cayley Aviation Ltd.BMJ	.OTH	Zurich Insurance Company Ltd, Bermuda Branch	Ownership.....	.100.000	Zurich Insurance Group Ltd.12
		.00000					Centre Financial Services Holdings LimitedBMJ	.OTH	Centre Group Holdings Limited	Ownership.....	.100.000	Zurich Insurance Group Ltd.12
		.00000	13-4038482				Centre Group Holdings (U.S.) LimitedDE	.OTH	Centre Solutions (Bermuda) Limited	Ownership.....	.100.000	Zurich Insurance Group Ltd.12
		.00000					Centre Group Holdings LimitedBMJ	.OTH	CMSH Limited	Ownership.....	.100.000	Zurich Insurance Group Ltd.12
.0212	CMSH Limited Group	.34649	13-2653231				Centre Insurance CompanyDE	.OTH	Centre Solutions (U.S.) Limited	Ownership.....	.100.000	Zurich Insurance Group Ltd.12
		.00000					Centre Kate Inc. 1DE	.OTH	Zurich Structured Finance, Inc.	Ownership.....	.100.000	Zurich Insurance Group Ltd.12
		.00000					Centre Kate Inc. 2DE	.OTH	Zurich Structured Finance, Inc.	Ownership.....	.100.000	Zurich Insurance Group Ltd.12
.0212	CMSH Limited Group	.80896	04-1589940				Centre Life Insurance CompanyMA	.OTH	Centre Solutions (U.S.) Limited	Ownership.....	.100.000	Zurich Insurance Group Ltd.12
		.00000	AA-3190673				Centre Reinsurance (U.S.) LimitedBMJ	.OTH	Centre Group Holdings (U.S.) Limited	Ownership.....	.100.000	Zurich Insurance Group Ltd.12
		.00000					Centre Reinsurance International CompanyJRL	.OTH	Centre Solutions (Bermuda) Limited	Ownership.....	.99.998	Zurich Insurance Group Ltd.12
		.00000					Centre Reinsurance International CompanyJRL	.OTH	Orange Stone Reinsurance	Ownership.....	.0.002	Zurich Insurance Group Ltd.12
		.00000					Centre Solutions (Bermuda) LimitedBMJ	.OTH	Centre Group Holdings Limited	Ownership.....	.100.000	Zurich Insurance Group Ltd.12
		.00000	AA-3190822				Centre Solutions (U.S.) LimitedBMJ	.OTH	Centre Group Holdings (U.S.) Limited	Ownership.....	.100.000	Zurich Insurance Group Ltd.12
		.00000					Centre Structured Inc. 1DE	.OTH	JFS/ZSF 1997 L.P.	Ownership.....	.100.000	Zurich Insurance Group Ltd.12
		.00000					Centre Structured Inc. 2DE	.OTH	JFS/ZSF 1997 L.P.	Ownership.....	.100.000	Zurich Insurance Group Ltd.12
		.00000					Centre Structured Inc. 3DE	.OTH	JFS/ZSF 1997 L.P.	Ownership.....	.100.000	Zurich Insurance Group Ltd.12
		.00000					Centre Structured Inc. 4DE	.OTH	JFS/ZSF 1997 L.P.	Ownership.....	.100.000	Zurich Insurance Group Ltd.12

SCHEDULE Y
PART 1A - DETAIL OF INSURANCE HOLDING COMPANY SYSTEM

1	2	3	4	5	6	7	8	9	10	11	12	13	14	15
Group Code	Group Name	NAIC Company Code	ID Number	Federal RSSD	CIK	Name of Securities Exchange if Publicly Traded (U.S. or International)	Names of Parent, Subsidiaries Or Affiliates	Domi-ciliary Loca-tion	Relation-ship to Reporting Entity	Directly Controlled by (Name of Entity/Person)	Type of Control (Ownership, Board, Management, Attorney-in-Fact, Influence, Other)	If Control is Ownership Provide Percentage	Ultimate Controlling Entity(ies)/Person(s)	*
		.00000					Centre Structured Inc. 5	.DE	.OTH	JFS/ZSF 1997 L.P.	Ownership	.100.000	Zurich Insurance Group Ltd.	.12
		.00000					Centre Structured Inc. 6	.DE	.OTH	JFS/ZSF 1997 L.P.	Ownership	.100.000	Zurich Insurance Group Ltd.	.12
		.00000					Centre Structured Inc. 7	.DE	.OTH	JFS/ZSF 1997 L.P.	Ownership	.100.000	Zurich Insurance Group Ltd.	.12
		.00000					Centre Structured Inc. 8	.DE	.OTH	JFS/ZSF 1997 L.P.	Ownership	.100.000	Zurich Insurance Group Ltd.	.12
		.00000					Centre Structured Inc. 9	.DE	.OTH	JFS/ZSF 1997 L.P.	Ownership	.100.000	Zurich Insurance Group Ltd.	.12
		.00000					Centre Structured Inc. 10	.DE	.OTH	JFS/ZSF 1997 L.P.	Ownership	.100.000	Zurich Insurance Group Ltd.	.12
		.00000					Centre Structured Inc. 11	.DE	.OTH	JFS/ZSF 1997 L.P.	Ownership	.100.000	Zurich Insurance Group Ltd.	.12
		.00000					Centre Structured LLC 1	.DE	.OTH	JFS/ZSF 1997 L.P.	Ownership	.100.000	Zurich Insurance Group Ltd.	.12
		.00000					Centre Structured LLC 2	.DE	.OTH	JFS/ZSF 1997 L.P.	Ownership	.100.000	Zurich Insurance Group Ltd.	.12
		.00000					Centre Structured LLC 3	.DE	.OTH	JFS/ZSF 1997 L.P.	Ownership	.100.000	Zurich Insurance Group Ltd.	.12
		.00000					Centre Structured LLC 4	.DE	.OTH	JFS/ZSF 1997 L.P.	Ownership	.100.000	Zurich Insurance Group Ltd.	.12
		.00000					Centre Structured LLC 5	.DE	.OTH	JFS/ZSF 1997 L.P.	Ownership	.100.000	Zurich Insurance Group Ltd.	.12
		.00000					Centre Structured LLC 6	.DE	.OTH	JFS/ZSF 1997 L.P.	Ownership	.100.000	Zurich Insurance Group Ltd.	.12
		.00000					Centre Structured LLC 7	.DE	.OTH	JFS/ZSF 1997 L.P.	Ownership	.100.000	Zurich Insurance Group Ltd.	.12
		.00000					Centre Structured LLC 8	.DE	.OTH	JFS/ZSF 1997 L.P.	Ownership	.100.000	Zurich Insurance Group Ltd.	.12
		.00000					Centre Structured LP 9	.DE	.OTH	JFS/ZSF 1997 L.P.	Ownership	.99.000	Zurich Insurance Group Ltd.	.12
		.00000					Centre Structured LP 9	.DE	.OTH	Centre Structured Inc. 1	Ownership	.1.000	Zurich Insurance Group Ltd.	.12
		.00000					Centre Structured LP 10	.DE	.OTH	JFS/ZSF 1997 L.P.	Ownership	.99.000	Zurich Insurance Group Ltd.	.12
		.00000					Centre Structured LP 10	.DE	.OTH	Centre Structured Inc. 11	Ownership	.1.000	Zurich Insurance Group Ltd.	.12
		.00000					Centre Structured LP 11	.DE	.OTH	JFS/ZSF 1997 L.P.	Ownership	.99.000	Zurich Insurance Group Ltd.	.12
		.00000					Centre Structured LP 11	.DE	.OTH	Centre Structured Inc. 1	Ownership	.1.000	Zurich Insurance Group Ltd.	.12
		.00000					CHI Industrial 1, LLC	.DE	.OTH	Farmers New World Life Insurance Company	Ownership	.100.000	Zurich Insurance Group Ltd.	.11
		.00000					Chilena Consolidada Seguros de Vida S.A.	.CHL	.OTH	Inversiones Suizo Chilena S.A.	Ownership	.98.977	Zurich Insurance Group Ltd.	.12
		.00000	AA-2280100		196453	Bolsa de Comercio de Santiago	Chilena Consolidada Seguros Generales S.A.	.CHL	.OTH	Chilena Consolidada Seguros de Vida S.A.	Ownership	.7.405	Zurich Insurance Group Ltd.	.12
		.00000	AA-2280100		196453	Bolsa de Comercio de Santiago	Chilena Consolidada Seguros Generales S.A.	.CHL	.OTH	Inversiones Suizo Chilena S.A.	Ownership	.82.732	Zurich Insurance Group Ltd.	.12
		.00000					Citicorp KY Office MGP, LLC	.DE	.OTH	Zurich Structured Finance, Inc.	Ownership	.99.000	Zurich Insurance Group Ltd.	.12
		.00000					Citicorp KY Office MGP, LLC	.DE	.OTH	Citicorp KY Office MGP Manager, Inc.	Ownership	.1.000	Zurich Insurance Group Ltd.	.12
		.00000					Citicorp KY Office MGP Manager, Inc.	.DE	.OTH	Zurich Structured Finance, Inc.	Ownership	.100.000	Zurich Insurance Group Ltd.	.12
		.00000					Citicorp MGP Manager, Inc.	.DE	.OTH	Zurich Structured Finance, Inc.	Ownership	.100.000	Zurich Insurance Group Ltd.	.12
		.00000					Citicorp Office MGP, LLC	.DE	.OTH	Zurich Structured Finance, Inc.	Ownership	.99.000	Zurich Insurance Group Ltd.	.12
		.00000					Citicorp Office MGP, LLC	.DE	.OTH	Citicorp MGP Manager, Inc.	Ownership	.1.000	Zurich Insurance Group Ltd.	.12
		.00000					City of London Insurance Company Limited	.GBR	.OTH	Eagle Star Insurance Company Limited	Ownership	.100.000	Zurich Insurance Group Ltd.	.12
		.00000					CMSH Limited	.BMU	.OTH	Zurich Finance Company AG	Ownership	.100.000	Zurich Insurance Group Ltd.	.12
		.00000			0000034431	Second Marché part of EURONEXT PARIS stock exchange since 1987	COFITEM-COFIMUR	.FRA	.OTH	Zurich Versicherungs-Gesellschaft AG	Ownership	.12.405	Zurich Insurance Group Ltd.	.12
		.00000					Collierville Center, LP	.DE	.OTH	Zurich Structured Finance, Inc.	Ownership	.99.000	Zurich Insurance Group Ltd.	.12
		.00000					Collierville MGP Manager, Inc.	.DE	.OTH	Zurich Structured Finance, Inc.	Ownership	.100.000	Zurich Insurance Group Ltd.	.12
		.00000					Collierville Office MGP, LLC	.DE	.OTH	Zurich Structured Finance, Inc.	Ownership	.99.000	Zurich Insurance Group Ltd.	.12
		.00000					Collierville Office MGP, LLC	.DE	.OTH	Collierville MGP Manager, Inc.	Ownership	.1.000	Zurich Insurance Group Ltd.	.12
.0212	Zurich U.S. Insurance Pool Group	.34347	52-1096670				Colonial American Casualty and Surety Company	.MD	.OTH	Fidelity and Deposit Company of Maryland	Ownership	.100.000	Zurich Insurance Group Ltd.	.12
		.00000					Community Trust Services Limited	.GBR	.OTH	Zurich Community Trust (UK) Limited	Ownership	.99.000	Zurich Insurance Group Ltd.	.12
		.00000					Community Trust Services Limited	.GBR	.OTH	Zurich Financial Services (UKISA)	Ownership	.1.000	Zurich Insurance Group Ltd.	.12
		.00000					Concisa Vorsorgeberatung und Management AG	.AUT	.OTH	Nominees Limited	Ownership	.100.000	Zurich Insurance Group Ltd.	.12

SCHEDULE Y
PART 1A - DETAIL OF INSURANCE HOLDING COMPANY SYSTEM

1	2	3	4	5	6	7	8	9	10	11	12	13	14	15
Group Code	Group Name	NAIC Company Code	ID Number	Federal RSSD	CIK	Name of Securities Exchange if Publicly Traded (U.S. or International)	Names of Parent, Subsidiaries Or Affiliates	Domi-ciliary Loca-tion	Relation-ship to Reporting Entity	Directly Controlled by (Name of Entity/Person)	Type of Control (Ownership, Board, Management, Attorney-in-Fact, Influence, Other)	If Control is Ownership Provide Percentage	Ultimate Controlling Entity(ies)/Person(s)	*
		.00000					Concourse Skelmersdale Limited	.GBR	.OTH	Zurich Financial Services (UK)ISA Limited	Ownership	.100.000	Zurich Insurance Group Ltd.	.12
		.00000					CP Holding Limited	.VGB	.OTH	Zurich Insurance Company Ltd, Bermuda Branch	Ownership	.100.000	Zurich Insurance Group Ltd.	.12
		.00000	13-3971194				CREC (Birmingham), LLC	.DE	.OTH	Zurich Structured Finance, Inc.	Ownership	.100.000	Zurich Insurance Group Ltd.	.12
		.00000					Crown Management Services Limited	.DE	.OTH	CMSH Limited	Ownership	.100.000	Zurich Insurance Group Ltd.	.12
		.00000					CTH Affordable Housing Corporation	.DE	.OTH	Zurich Structured Finance, Inc.	Ownership	.100.000	Zurich Insurance Group Ltd.	.12
		.00000					CTH Affordable Housing Investor, Inc.	.DE	.OTH	CTH Affordable Housing Corporation	Ownership	.100.000	Zurich Insurance Group Ltd.	.12
		.00000					CTH AHP Corporation	.DE	.OTH	CTH Affordable Housing Corporation	Ownership	.100.000	Zurich Insurance Group Ltd.	.12
		.00000					CTH MHP, L.L.C.	.DE	.OTH	CTH Affordable Housing Investor, Inc.	Ownership	.100.000	Zurich Insurance Group Ltd.	.12
		.00000					CTH WNC, Inc.	.IL	.OTH	CTH Affordable Housing Corporation	Ownership	.100.000	Zurich Insurance Group Ltd.	.12
		.00000					CTH/Landmark SLP, Inc.	.IL	.OTH	CTH Affordable Housing Corporation	Ownership	.100.000	Zurich Insurance Group Ltd.	.12
		.00000					Cursud N.V.	.ANT	.OTH	Zurich Versicherungs-Gesellschaft AG	Ownership	.100.000	Zurich Insurance Group Ltd.	.12
		.00000					DA Deutsche Allgemeine Versicherung Aktiengesellschaft	.DEU	.OTH	Zurich GI Management Aktienfesellschaft (Deutschland)	Ownership	.100.000	Zurich Insurance Group Ltd.	.12
		.00000					Dallas Office MGP, LLC	.DE	.OTH	Zurich Structured Finance, Inc.	Ownership	.99.000	Zurich Insurance Group Ltd.	.12
		.00000					Dallas Office MGP, LLC	.DE	.OTH	Dallas Office MGP Manager, Inc.	Ownership	.1.000	Zurich Insurance Group Ltd.	.12
		.00000					Dallas Office MGP Manager, Inc.	.DE	.OTH	Zurich Structured Finance, Inc.	Ownership	.100.000	Zurich Insurance Group Ltd.	.12
		.00000					Dallas Tower LP	.DE	.OTH	Zurich Structured Finance, Inc.	Ownership	.99.000	Zurich Insurance Group Ltd.	.12
		.00000					DB Vita S.A.	.LUX	.OTH	Deutscher Herold Aktiengesellschaft	Ownership	.25.000	Zurich Insurance Group Ltd.	.12
		.00000					DC Apt 1, LLC	.DE	.OTH	Zurich American Insurance Company	Ownership	.100.000	Zurich Insurance Group Ltd.	.11
		.00000	46-4542195				DC Industrial 1, LLC	.DE	.OTH	Farmers New World Life Insurance Company	Ownership	.100.000	Zurich Insurance Group Ltd.	.11
		.00000					Delta Wetlands Properties	.IL	.OTH	KLMLP 2, LLC	Ownership	.90.000	Zurich Insurance Group Ltd.	.12
		.00000					Delta Wetlands Properties	.IL	.OTH	KLMLP 3, LLC	Ownership	.10.000	Zurich Insurance Group Ltd.	.12
		.00000					DEN Retail 1 LLC	.DE	.OTH	Farmers New World Life Insurance Company	Ownership	.100.000	Zurich Insurance Group Ltd.	.11
		.00000					Deutsche Wohnen AG	.DEU	.OTH	Zurich Deutscher Herold Lebensversicherung Aktiengeselschaf	Ownership	.3.037	Zurich Insurance Group Ltd.	.12
		.00000					Deutsche Zurich Pensiones, Entidad Gestora de Fondos de Pens	.ESP	.OTH	Zurich Vida, Compania de Seguros y Reaseguros, S.A. - Socied	Ownership	.50.000	Zurich Insurance Group Ltd.	.12
		.00000					Deutscher Herold Aktiengesellschaft	.DEU	.OTH	Zurich Beteiligungs-Aktiengesellschaft (Deutschland)	Ownership	.79.826	Zurich Insurance Group Ltd.	.12
		.00000					Deutscher Pensionsfonds Aktiengesellschaft	.DEU	.OTH	Deutscher Herold Aktiengesellschaft	Ownership	.74.900	Zurich Insurance Group Ltd.	.12
		.00000	06-1427246				Deutsches Institut fur Altersvorsorge GmbH	.DEU	.OTH	Deutscher Herold Aktiengesellschaft	Ownership	.22.000	Zurich Insurance Group Ltd.	.12
		.00000					Disability Management Services, Inc.	.CT	.OTH	Centre Group Holdings (U.S.) Limited	Ownership	.40.000	Zurich Insurance Group Ltd.	.12
		.00000					Dunbar Assets Ireland	.JRL	.OTH	Zurich Finance Company AG	Ownership	.0.037	Zurich Insurance Group Ltd.	.12
		.00000					Dunbar Assets Ireland	.JRL	.OTH	ZCMC II Holdings Limited	Ownership	.99.963	Zurich Insurance Group Ltd.	.12
		.00000					Dunbar Assets plc	.GBR	.OTH	Dunbar Assets Ireland	Ownership	.100.000	Zurich Insurance Group Ltd.	.12
		.00000					Dunbar Nominees Limited	.GBR	.OTH	Dunbar Assets plc	Ownership	.100.000	Zurich Insurance Group Ltd.	.12
		.00000					Dunbar Sports and Social Club Limited	.GBR	.OTH	Allied Dunbar Assurance plc	Ownership	.100.000	Zurich Insurance Group Ltd.	.12
		.00000					Eagle Star (Leasing) Limited	.GBR	.OTH	Zurich Assurance Ltd	Ownership	.100.000	Zurich Insurance Group Ltd.	.12
		.00000					Eagle Star (Malta) Limited	.MLT	.OTH	Zurich Assurance Ltd	Ownership	.100.000	Zurich Insurance Group Ltd.	.12
		.00000					Eagle Star Computer Services Limited	.GBR	.OTH	Zurich Assurance Ltd	Ownership	.100.000	Zurich Insurance Group Ltd.	.12
		.00000					Eagle Star Direct (Camberley) Limited	.GBR	.OTH	Zurich Insurance Company (U.K.) Limited	Ownership	.100.000	Zurich Insurance Group Ltd.	.12
		.00000					Eagle Star Direct Services Limited	.GBR	.OTH	Zurich UK General Services Limited	Ownership	.100.000	Zurich Insurance Group Ltd.	.12
		.00000					Eagle Star Estates Limited	.GBR	.OTH	Zurich Assurance Ltd	Ownership	.100.000	Zurich Insurance Group Ltd.	.12
		.00000					Eagle Star European Life Assurance Company Limited	.JRL	.OTH	Zurich Life Assurance plc	Ownership	.100.000	Zurich Insurance Group Ltd.	.12

SCHEDULE Y
PART 1A - DETAIL OF INSURANCE HOLDING COMPANY SYSTEM

1	2	3	4	5	6	7	8	9	10	11	12	13	14	15
Group Code	Group Name	NAIC Company Code	ID Number	Federal RSSD	CIK	Name of Securities Exchange if Publicly Traded (U.S. or International)	Names of Parent, Subsidiaries Or Affiliates	Domi-ciliary Location	Relation-ship to Reporting Entity	Directly Controlled by (Name of Entity/Person)	Type of Control (Ownership, Board, Management, Attorney-in-Fact, Influence, Other)	If Control is Ownership Provide Percentage	Ultimate Controlling Entity(ies)/Person(s)	*
		.00000					Eagle Star Executives Pension Trustee Limited	.GBR	OTH	Zurich Financial Services (UK)ISA Limited	Ownership	100.000	Zurich Insurance Group Ltd.	12
		.00000					Eagle Star Farms Limited	.GBR	OTH	Zurich Assurance Ltd	Ownership	100.000	Zurich Insurance Group Ltd.	12
		.00000					Eagle Star Forests Limited	.GBR	OTH	Zurich Assurance Ltd	Ownership	100.000	Zurich Insurance Group Ltd.	12
		.00000					Eagle Star Group Holdings Limited	.GBR	OTH	Eagle Star Holdings Limited	Ownership	100.000	Zurich Insurance Group Ltd.	12
		.00000					Eagle Star Group Services Limited	.GBR	OTH	Eagle Star Holdings Limited	Ownership	100.000	Zurich Insurance Group Ltd.	12
		.00000					Eagle Star Holding Company of Ireland	.JRL	OTH	Eagle Star Group Holdings Limited	Ownership	0.000	Zurich Insurance Group Ltd.	12
		.00000					Eagle Star Holding Company of Ireland	.JRL	OTH	Zurich Assurance Ltd	Ownership	100.000	Zurich Insurance Group Ltd.	12
		.00000					Eagle Star Holdings Limited	.GBR	OTH	Zurich Financial Services (UK)ISA Limited	Ownership	100.000	Zurich Insurance Group Ltd.	12
		.00000					Eagle Star Insurance Company Limited	.GBR	OTH	Zurich Versicherungs-Gesellschaft AG	Ownership	100.000	Zurich Insurance Group Ltd.	12
		.00000					Eagle Star Loans Limited	.GBR	OTH	Zurich Assurance Ltd	Ownership	100.000	Zurich Insurance Group Ltd.	12
		.00000					Eagle Star Mortgages Limited	.GBR	OTH	Zurich Assurance Ltd	Ownership	100.000	Zurich Insurance Group Ltd.	12
		.00000					Eagle Star Securities Limited	.GBR	OTH	Zurich Insurance plc	Ownership	100.000	Zurich Insurance Group Ltd.	12
		.00000					Edilspettacolo SRL	.ITA	OTH	Zurich Insurance Company Ltd - Rappresentanza Generale per l	Ownership	35.712	Zurich Insurance Group Ltd.	12
.0212	Zurich U.S. Insurance Pool Group	.21326	47-6022701				Empire Fire and Marine Insurance Company	.NE	OTH	Zurich American Insurance Company	Ownership	100.000	Zurich Insurance Group Ltd.	12
.0212	Zurich U.S. Insurance Pool Group	.21334	73-6091717				Empire Indemnity Insurance Company	.OK	OTH	Zurich American Insurance Company	Ownership	100.000	Zurich Insurance Group Ltd.	12
		.00000					Employee Services Limited	.GBR	OTH	Allied Dunbar Financial Services Limited	Ownership	100.000	Zurich Insurance Group Ltd.	12
		.00000					Endsleigh Communications Limited	.GBR	OTH	Endsleigh Insurance Services Limited	Ownership	100.000	Zurich Insurance Group Ltd.	12
		.00000					Endsleigh Developments Limited	.GBR	OTH	Endsleigh Insurance Services Limited	Ownership	100.000	Zurich Insurance Group Ltd.	12
		.00000					Endsleigh General Trading Limited	.GBR	OTH	Endsleigh Insurance Services Limited	Ownership	100.000	Zurich Insurance Group Ltd.	12
		.00000					Endsleigh Independent Financial Services Limited	.GBR	OTH	Endsleigh Insurance Services Limited	Ownership	100.000	Zurich Insurance Group Ltd.	12
		.00000					Endsleigh Insurance Services Limited	.GBR	OTH	Endsleigh Limited	Ownership	100.000	Zurich Insurance Group Ltd.	12
		.00000					Endsleigh Insurances (Brokers) Limited	.GBR	OTH	Endsleigh Insurance Services Limited	Ownership	100.000	Zurich Insurance Group Ltd.	12
		.00000					Endsleigh Law Limited	.GBR	OTH	Endsleigh Insurance Services Limited	Ownership	100.000	Zurich Insurance Group Ltd.	12
		.00000					Endsleigh Leasing Limited	.GBR	OTH	Endsleigh Insurance Services Limited	Ownership	100.000	Zurich Insurance Group Ltd.	12
		.00000					Endsleigh Life & Pensions Limited	.GBR	OTH	Endsleigh Insurance Services Limited	Ownership	100.000	Zurich Insurance Group Ltd.	12
		.00000					Endsleigh Limited	.GBR	OTH	Zurich Holdings (UK) Limited	Ownership	100.000	Zurich Insurance Group Ltd.	12
		.00000					Endsleigh Pension Trustee Limited	.GBR	OTH	Endsleigh Insurance Services Limited	Ownership	100.000	Zurich Insurance Group Ltd.	12
		.00000					Endsleigh Promotions Limited	.GBR	OTH	Endsleigh Insurance Services Limited	Ownership	100.000	Zurich Insurance Group Ltd.	12
		.00000					Endsleigh Shopfitting Limited	.GBR	OTH	Endsleigh Insurance Services Limited	Ownership	100.000	Zurich Insurance Group Ltd.	12
		.00000					Endsleigh Trustee Services Limited	.GBR	OTH	Endsleigh Insurance Services Limited	Ownership	100.000	Zurich Insurance Group Ltd.	12
		.00000					ES (Leeds) Nominee Limited	.GBR	OTH	Zurich Assurance Ltd	Ownership	100.000	Zurich Insurance Group Ltd.	12
		.00000					ES (Walsall) Nominee Limited	.GBR	OTH	Zurich Assurance Ltd	Ownership	100.000	Zurich Insurance Group Ltd.	12
		.00000					ES Camberley Nominee 1 Limited	.GBR	OTH	Zurich Assurance Ltd	Ownership	100.000	Zurich Insurance Group Ltd.	12
		.00000					ES Camberley Nominee 2 Limited	.GBR	OTH	Zurich Assurance Ltd	Ownership	100.000	Zurich Insurance Group Ltd.	12
		.00000					ES Cannock Nominee 1 Limited	.GBR	OTH	Zurich Assurance Ltd	Ownership	100.000	Zurich Insurance Group Ltd.	12
		.00000					ES Cannock Nominee 2 Limited	.GBR	OTH	Zurich Assurance Ltd	Ownership	100.000	Zurich Insurance Group Ltd.	12
		.00000					ES Coventry Nominee 1 Limited	.GBR	OTH	Zurich Assurance Ltd	Ownership	100.000	Zurich Insurance Group Ltd.	12
		.00000					ES Coventry Nominee 2 Limited	.GBR	OTH	Zurich Assurance Ltd	Ownership	100.000	Zurich Insurance Group Ltd.	12
		.00000					ES Dudley Nominee 1 Limited	.GBR	OTH	Zurich Assurance Ltd	Ownership	100.000	Zurich Insurance Group Ltd.	12
		.00000					ES Dudley Nominee 2 Limited	.GBR	OTH	Zurich Assurance Ltd	Ownership	100.000	Zurich Insurance Group Ltd.	12
		.00000					ES Hoddesdon Nominee 1 Limited	.GBR	OTH	Zurich Assurance Ltd	Ownership	100.000	Zurich Insurance Group Ltd.	12
		.00000					ES Hoddesdon Nominee 2 Limited	.GBR	OTH	Zurich Assurance Ltd	Ownership	100.000	Zurich Insurance Group Ltd.	12
		.00000					ES Plympton Nominee 1 Limited	.GBR	OTH	Zurich Assurance Ltd	Ownership	100.000	Zurich Insurance Group Ltd.	12
		.00000					ES Plympton Nominee 2 Limited	.GBR	OTH	Zurich Assurance Ltd	Ownership	100.000	Zurich Insurance Group Ltd.	12
		.00000					ES Ramsgate Nominee 1 Limited	.GBR	OTH	Zurich Assurance Ltd	Ownership	100.000	Zurich Insurance Group Ltd.	12
		.00000					ES Ramsgate Nominee 2 Limited	.GBR	OTH	Zurich Assurance Ltd	Ownership	100.000	Zurich Insurance Group Ltd.	12

SCHEDULE Y
PART 1A - DETAIL OF INSURANCE HOLDING COMPANY SYSTEM

1	2	3	4	5	6	7	8	9	10	11	12	13	14	15
Group Code	Group Name	NAIC Company Code	ID Number	Federal RSSD	CIK	Name of Securities Exchange if Publicly Traded (U.S. or International)	Names of Parent, Subsidiaries Or Affiliates	Domi-ciliary Location	Relation-ship to Reporting Entity	Directly Controlled by (Name of Entity/Person)	Type of Control (Ownership, Board, Management, Attorney-in-Fact, Influence, Other)	If Control is Ownership Provide Percentage	Ultimate Controlling Entity(ies)/Person(s)	*
		.00000					ESI Financing Limited	.GBR	OTH	Eagle Star Insurance Company Limited	Ownership	.0.000	Zurich Insurance Group Ltd.	12
		.00000					ESI Financing Limited	.GBR	OTH	Zurich Versicherungs-Gesellschaft AG	Ownership	.100.000	Zurich Insurance Group Ltd.	12
		.00000					Euclid KY Annex, LP	.DE	OTH	Zurich Structured Finance, Inc.	Ownership	.99.000	Zurich Insurance Group Ltd.	12
		.00000					Euclid Office LP	.DE	OTH	Zurich Structured Finance, Inc.	Ownership	.99.000	Zurich Insurance Group Ltd.	12
		.00000					Euclid Warehouses LP	.DE	OTH	Zurich Structured Finance, Inc.	Ownership	.99.000	Zurich Insurance Group Ltd.	12
		.00000					Extremus Versicherung-Aktiengesellschaft	.DEU	OTH	Zurich Insurance plc Niederlassung fur Deutschland	Ownership	.5.000	Zurich Insurance Group Ltd.	12
		.00000	45-3561769				Farmers Family Fund	.CA	OTH	Farmers Group, Inc.	Ownership	.100.000	Zurich Insurance Group Ltd.	11
		.00000	95-0725935				Farmers Group, Inc.	.NV	OTH	Zurich Versicherungs-Gesellschaft AG	Ownership	.87.900	Zurich Insurance Group Ltd.	11
		.00000	95-0725935				Farmers Group, Inc.	.NV	OTH	Zurich Insurance Group Ltd.	Ownership	.12.100	Zurich Insurance Group Ltd.	11
		.00000					Farmers Life Insurance Company of New York			Farmers New World Life Insurance Company				
.0212	Zurich Ins Group	.00000	46-4261000					.NY	OTH		Ownership	.100.000	Zurich Insurance Group Ltd.	11
.0212	Zurich Ins Group	.63177	91-0335750				Farmers New World Life Insurance Company	.WA	OTH	Farmers Group, Inc.	Ownership	.100.000	Zurich Insurance Group Ltd.	11
.0212	Zurich Ins Group	.10873	95-4650862				Farmers Reinsurance Company	.CA	OTH	Farmers Group, Inc.	Ownership	.100.000	Zurich Insurance Group Ltd.	11
		.00000					Farmers Services Corporation	.NV	OTH	Farmers Group, Inc.	Ownership	.100.000	Zurich Insurance Group Ltd.	11
		.00000	35-2281892				Farmers Services, LLC	.DE	OTH	ZFUS Services, LLC	Ownership	.100.000	Zurich Insurance Group Ltd.	2
		.00000					Farmers Underwriters Association	.CA	OTH	Farmers Group, Inc.	Ownership	.100.000	Zurich Insurance Group Ltd.	11
		.00000					Farmers Value Added, Inc.	.CA	OTH	Farmers Group, Inc.	Ownership	.100.000	Zurich Insurance Group Ltd.	11
.0212	Zurich U.S. Insurance Pool Group	.39306	13-3046577				Fidelity and Deposit Company of Maryland	.MD	OTH	Zurich American Insurance Company	Ownership	.100.000	Zurich Insurance Group Ltd.	12
		.00000					FIG Holding Company	.CA	OTH	Farmers Group, Inc.	Ownership	.100.000	Zurich Insurance Group Ltd.	11
		.00000					FIG Leasing Co., Inc.	.CA	OTH	Farmers Group, Inc.	Ownership	.100.000	Zurich Insurance Group Ltd.	11
		.00000					Figure Out Limited	.GBR	OTH	2Plan Group Limited	Ownership	.100.000	Zurich Insurance Group Ltd.	12
		.00000	95-2670247				Fire Underwriters Association	.CA	OTH	Farmers Group, Inc.	Ownership	.100.000	Zurich Insurance Group Ltd.	11
		.00000					Futuro de Bolivia S.A. Administradora de Fondos de Pensiones	.BOL	OTH	Zurich Boliviana Seguros Personales S.A.	Ownership	.8.422	Zurich Insurance Group Ltd.	12
		.00000					Futuro de Bolivia S.A. Administradora de Fondos de Pensiones	.BOL	OTH	Zurich South America Invest AB	Ownership	.71.578	Zurich Insurance Group Ltd.	12
		.00000					Gem and Jewel Acceptances (Pty) Ltd.	.ZAF	OTH	Zurich Insurance Company South Africa Limited	Ownership	.100.000	Zurich Insurance Group Ltd.	12
		.00000					General Surety & Guarantee Co Limited	.GBR	OTH	Zurich Insurance Company (U.K.) Limited	Ownership	.100.000	Zurich Insurance Group Ltd.	12
		.00000					Genevoise, Compagnie Immobiliere SA	.CHE	OTH	Zurich Lebensversicherungs-Gesellschaft AG	Ownership	.100.000	Zurich Insurance Group Ltd.	12
		.00000					Grovetwood Engineering Limited	.GBR	OTH	Zurich Assurance Ltd	Ownership	.100.000	Zurich Insurance Group Ltd.	12
		.00000					Grovetwood Property Holdings Limited	.GBR	OTH	Eagle Star Holdings Limited	Ownership	.100.000	Zurich Insurance Group Ltd.	12
		.00000					Hawkcentral Limited	.GBR	OTH	Zurich Assurance Ltd	Ownership	.100.000	Zurich Insurance Group Ltd.	12
		.00000					Herengracht Investments B.V.	.DEU	OTH	RE Curve Holding B.V.	Ownership	.100.000	Zurich Insurance Group Ltd.	12
		.00000					Home & Overseas Insurance Company Limited	.GBR	OTH	Eagle Star Insurance Company Limited	Ownership	.100.000	Zurich Insurance Group Ltd.	12
		.00000	32-0478525				Hoplite Reinsurance Company of Vermont, Inc.	.VT	OTH	Zurich Holding Company of America, Inc.	Ownership	.100.000	Zurich Insurance Group Ltd.	12
		.00000					HOU IND 1, LLC	.DE	OTH	Zurich American Insurance Company	Ownership	.100.000	Zurich Insurance Group Ltd.	12
		.00000					HOU IND 2, LLC	.DE	OTH	Zurich American Insurance Company	Ownership	.100.000	Zurich Insurance Group Ltd.	12
		.00000					Independence Center Realty L.P.	.DE	OTH	Philadelphia Investor, LLC	Ownership	.89.000	Zurich Insurance Group Ltd.	12
		.00000					INTEGRA Versicherungsdienst GmbH	.AUT	OTH	Zurich Versicherungs-Aktiengesellschaft	Ownership	.100.000	Zurich Insurance Group Ltd.	12
		.00000					Inversiones Suizo Chilena S.A.	.CHL	OTH	Inversiones Suizo-Argentina S.A.	Ownership	.0.000	Zurich Insurance Group Ltd.	12
		.00000					Inversiones Suizo Chilena S.A.	.CHL	OTH	Zurich Versicherungs-Gesellschaft AG	Ownership	.100.000	Zurich Insurance Group Ltd.	12
		.00000					Inversiones Suizo-Argentina S.A.	.ARG	OTH	Zurich Lebensversicherungs-Gesellschaft AG	Ownership	.5.004	Zurich Insurance Group Ltd.	12
		.00000					Inversiones Suizo-Argentina S.A.	.ARG	OTH	Zurich Versicherungs-Gesellschaft AG	Ownership	.94.996	Zurich Insurance Group Ltd.	12
		.00000					Inversiones ZS America Dos Limitada	.CHL	OTH	Inversiones ZS America SpA	Ownership	.100.000	Zurich Insurance Group Ltd.	12
		.00000					Inversiones ZS America SpA	.CHL	OTH	Zurich Santander Insurance America, S.L.	Ownership	.100.000	Zurich Insurance Group Ltd.	12

ANNUAL STATEMENT FOR THE YEAR 2015 OF THE Bristol West Insurance Company

SCHEDULE Y
PART 1A - DETAIL OF INSURANCE HOLDING COMPANY SYSTEM

1	2	3	4	5	6	7	8	9	10	11	12	13	14	15
Group Code	Group Name	NAIC Company Code	ID Number	Federal RSSD	CIK	Name of Securities Exchange if Publicly Traded (U.S. or International)	Names of Parent, Subsidiaries Or Affiliates	Domi-ciliary Location	Relation-ship to Reporting Entity	Directly Controlled by (Name of Entity/Person)	Type of Control (Ownership, Board, Management, Attorney-in-Fact, Influence, Other)	If Control is Ownership Provide Percentage	Ultimate Controlling Entity(ies)/Person(s)	*
		.00000					Inversiones ZS America Tres SpACHL	OTH	Zurich Santander Insurance America, S.L.	Ownership.....	.100.000	Zurich Insurance Group Ltd.	12
		.00000					Inversora Alpina Financiadora de Primas, C.A.VEN	OTH	Zurich Seguros, S.A.	Ownership.....	.100.000	Zurich Insurance Group Ltd.	12
		.00000					Ipsley Street 1 UK LimitedGBR	OTH	Zurich Assurance Ltd	Ownership.....	.100.000	Zurich Insurance Group Ltd.	12
		.00000					Ipsley Street 2 UK LimitedGBR	OTH	Zurich Assurance Ltd	Ownership.....	.100.000	Zurich Insurance Group Ltd.	12
		.00000					Irish National Insurance Company p.l.c.JRL	OTH	Zurich Insurance plc	Ownership.....	.100.000	Zurich Insurance Group Ltd.	12
		.00000					Isis S.A.ARG	OTH	Inversiones Suizo-Argentina S.A.	Ownership.....	.60.501	Zurich Insurance Group Ltd.	12
		.00000					Isis S.A.ARG	OTH	Zurich Versicherungs-Gesellschaft AG	Ownership.....	.39.499	Zurich Insurance Group Ltd.	12
		.00000					Jewell Insurance Agency LtdGBR	OTH	Woodstock Insurance Brokers Limited	Ownership.....	.100.000	Zurich Insurance Group Ltd.	12
		.00000					JFS/ZSF 1997 L.P.DE	OTH	Zurich Structured Finance, Inc.	Ownership.....	.99.000	Zurich Insurance Group Ltd.	12
		.00000					JFS/ZSF 1998, L.P.DE	OTH	Zurich Structured Finance, Inc.	Ownership.....	.99.000	Zurich Insurance Group Ltd.	12
		.00000					Kansas City Office LPDE	OTH	Zurich Structured Finance, Inc.	Ownership.....	.99.000	Zurich Insurance Group Ltd.	12
		.00000					Kansas Office MGP, LLCDE	OTH	Zurich Structured Finance, Inc.	Ownership.....	.99.000	Zurich Insurance Group Ltd.	12
		.00000					Kansas Office MGP, LLCDE	OTH	Kansas Office MGP Manager, Inc.	Ownership.....	.1.000	Zurich Insurance Group Ltd.	12
		.00000					Kansas Office MGP Manager, Inc.DE	OTH	Zurich Structured Finance, Inc.	Ownership.....	.100.000	Zurich Insurance Group Ltd.	12
		.00000					Kennet Road 1 UK LimitedGBR	OTH	Zurich Assurance Ltd	Ownership.....	.100.000	Zurich Insurance Group Ltd.	12
		.00000					Kennet Road 2 UK LimitedGBR	OTH	Zurich Assurance Ltd	Ownership.....	.100.000	Zurich Insurance Group Ltd.	12
		.00000					KLMLP 2, LLCDE	OTH	KLMLP, L.P.	Ownership.....	.100.000	Zurich Insurance Group Ltd.	12
		.00000					KLMLP 3, LLCDE	OTH	KLMLP 2, LLC	Ownership.....	.100.000	Zurich Insurance Group Ltd.	12
		.00000					KLMLP, L.P.DE	OTH	Zurich American Corporation	Ownership.....	.75.000	Zurich Insurance Group Ltd.	12
		.00000					LA Office 1, LLCDE	OTH	Zurich American Insurance Company	Ownership.....	.100.000	Zurich Insurance Group Ltd.	12
		.00000					LA Retail 1 LLCDE	OTH	Zurich American Insurance Company	Ownership.....	.100.000	Zurich Insurance Group Ltd.	12
		.00000					Logobrook LimitedGBR	OTH	Zurich Assurance Ltd	Ownership.....	.100.000	Zurich Insurance Group Ltd.	12
		.00000					Manon Vision Co., Ltd.THA	OTH	Centre Group Holdings Limited	Ownership.....	.0.001	Zurich Insurance Group Ltd.	12
		.00000					Manon Vision Co., Ltd.THA	OTH	CMSH Limited	Ownership.....	.0.001	Zurich Insurance Group Ltd.	12
		.00000					Manon Vision Co., Ltd.THA	OTH	Zurich Versicherungs-Gesellschaft AG	Ownership.....	.99.999	Zurich Insurance Group Ltd.	12
		.00000					Maunalua Associates, Inc.HI	OTH	Zurich American Corporation	Ownership.....	.100.000	Zurich Insurance Group Ltd.	12
		.00000								Zurich Insurance Company South Africa Limited	Ownership.....	.15.000	Zurich Insurance Group Ltd.	12
		.00000					Mauritian Eagle Insurance Company LimitedMUS	OTH	Zurich Versicherungs-Gesellschaft AG	Ownership.....	.8.852	Zurich Insurance Group Ltd.	12
		.00000					Medidata AGCHE	OTH	Zurich Assurance Ltd	Ownership.....	.100.000	Zurich Insurance Group Ltd.	12
		.00000					Mentionland LimitedGBR	OTH	Zurich Assurance Ltd	Ownership.....	.100.000	Zurich Insurance Group Ltd.	12
		.00000					Meritclass Investments LimitedGBR	OTH	Zurich Assurance Ltd	Ownership.....	.100.000	Zurich Insurance Group Ltd.	12
		.00000					MI Administrators, LLCDE	OTH	FIG Leasing Co., Inc.	Ownership.....	.100.000	Zurich Insurance Group Ltd.	11
		.00000					Minas Brasil Promotora de Servicos S/ABRA	OTH	Zurich Minas Brasil Seguros S.A,	Ownership.....	.100.000	Zurich Insurance Group Ltd.	12
		.00000					MSHQ, LLCDE	OTH	JFS/ZSF 1998, L.P.	Ownership.....	.100.000	Zurich Insurance Group Ltd.	12
		.00000					Navigators and General Insurance Company LimitedGBR	OTH	Zurich Insurance plc	Ownership.....	.100.000	Zurich Insurance Group Ltd.	12
		.00000					Nearheath LimitedGBR	OTH	Zurich Assurance Ltd	Ownership.....	.100.000	Zurich Insurance Group Ltd.	12
		.00000					New Wheels Underwriting Agency (Proprietary) LimitedZAF	OTH	Zurich Insurance Company South Africa Limited	Ownership.....	.100.000	Zurich Insurance Group Ltd.	12
		.00000					Omnis Investments LimitedGBR	OTH	Openwork Holdings Limited	Ownership.....	.90.000	Zurich Insurance Group Ltd.	12
		.00000					Openwork Access LimitedGBR	OTH	Openwork Holdings Limited	Ownership.....	.100.000	Zurich Insurance Group Ltd.	12
		.00000					Openwork Holdings LimitedGBR	OTH	Allied Zurich Holdings Limited	Ownership.....	.99.993	Zurich Insurance Group Ltd.	12
		.00000					Openwork Independent Solutions LimitedGBR	OTH	Openwork Holdings Limited	Ownership.....	.100.000	Zurich Insurance Group Ltd.	12
		.00000					Openwork LimitedGBR	OTH	Openwork Holdings Limited	Ownership.....	.100.000	Zurich Insurance Group Ltd.	12
		.00000					Openwork Market Solutions LimitedGBR	OTH	Openwork Holdings Limited	Ownership.....	.100.000	Zurich Insurance Group Ltd.	12
		.00000					Openwork Services LimitedGBR	OTH	Openwork Holdings Limited	Ownership.....	.100.000	Zurich Insurance Group Ltd.	12
		.00000	98-0172213				Orange Stone ReinsuranceJRL	OTH	Crown Management Services Limited	Ownership.....	.100.000	Zurich Insurance Group Ltd.	12
		.00000					Orion Rechtsschutz-Versicherung AGCHE	OTH	Zurich Versicherungs-Gesellschaft AG	Ownership.....	.78.000	Zurich Insurance Group Ltd.	12
		.00000					Parcelgate LimitedGBR	OTH	Zurich Assurance Ltd	Ownership.....	.100.000	Zurich Insurance Group Ltd.	12

SCHEDULE Y
PART 1A - DETAIL OF INSURANCE HOLDING COMPANY SYSTEM

1	2	3	4	5	6	7	8	9	10	11	12	13	14	15
Group Code	Group Name	NAIC Company Code	ID Number	Federal RSSD	CIK	Name of Securities Exchange if Publicly Traded (U.S. or International)	Names of Parent, Subsidiaries Or Affiliates	Domi-ciliary Location	Relation-ship to Reporting Entity	Directly Controlled by (Name of Entity/Person)	Type of Control (Ownership, Board, Management, Attorney-in-Fact, Influence, Other)	If Control is Ownership Provide Percentage	Ultimate Controlling Entity(ies)/Person(s)	*
		.00000					Perils AGCHE	OTH.....	Zurich Versicherungs-Gesellschaft AG	Ownership.....	..11.111	Zurich Insurance Group Ltd.12
		.00000					POR Apt 1, LLCDE	OTH.....	Zurich American Insurance Company	Ownership.....	..100.000	Zurich Insurance Group Ltd.12
		.00000					POR Apt 2, LLCDE	OTH.....	Zurich American Insurance Company	Ownership.....	..100.000	Zurich Insurance Group Ltd.12
							Farmers New World Life Insurance Company							
		.00000					POR Office 1, LLCDE	OTH.....		Ownership.....	..100.000	Zurich Insurance Group Ltd.11
		.00000					Prematic Service Corporation (California)CA	OTH.....	Farmers Group, Inc.	Ownership.....	..100.000	Zurich Insurance Group Ltd.11
							Prematic Service Corporation (Nevada)NV	OTH.....	Prematic Service Corporation (California)	Ownership.....	..100.000	Zurich Insurance Group Ltd.11
		.00000					Protektor Lebensversicherungs-AGDEU	OTH.....	Zurich Deutscher Herold Lebensversicherung Aktiengesellshaf	Ownership.....	..5.158	Zurich Insurance Group Ltd.12
		.00000	AA-5360007				PT Zurich Insurance IndonesiaIDN	OTH.....	Zurich International (Bermuda) Ltd.	Ownership.....	..1.569	Zurich Insurance Group Ltd.12
		.00000	AA-5360007				PT Zurich Insurance IndonesiaIDN	OTH.....	Zurich Versicherungs-Gesellschaft AG	Ownership.....	..97.091	Zurich Insurance Group Ltd.12
		.00000					PT Zurich Topas LifeIDN	OTH.....	Zurich Versicherungs-Gesellschaft AG	Ownership.....	..80.000	Zurich Insurance Group Ltd.12
							Fidelity and Deposit Company of Maryland							
		.00000					R3 FL Holdings, LLCFL	OTH.....		Ownership.....	..100.000	Zurich Insurance Group Ltd.12
		.00000					Raleigh/Durham Offices, L.P.DE	OTH.....	Zurich Structured Finance, Inc.	Ownership.....	..99.000	Zurich Insurance Group Ltd.12
										Zurich Deutscher Herold				
		.00000					RE Curve Holding B.V.DEU	OTH.....	Lebensversicherung Aktiengesellschaft	Ownership.....	..100.000	Zurich Insurance Group Ltd.12
		.00000					Real Garant Espana S.L.ESP	OTH.....	Real Garant GmbH Garantiesysteme	Ownership.....	..100.000	Zurich Insurance Group Ltd.12
										Real Garant Versicherung				
		.00000					Real Garant GmbH GarantiesystemeDEU	OTH.....	Aktiengesellschaft	Ownership.....	..100.000	Zurich Insurance Group Ltd.12
							Real Garant Versicherung Aktiengesellschaft			Zurich Beteiligungs-Aktiengesellschaft (Deutschland)	Ownership.....	..100.000	Zurich Insurance Group Ltd.12
		.00000					Research Triangle MGP Manager, Inc.DE	OTH.....	Zurich Structured Finance, Inc.	Ownership.....	..100.000	Zurich Insurance Group Ltd.12
		.00000					Research Triangle Office MGP, LLCDE	OTH.....	Zurich Structured Finance, Inc.	Ownership.....	..99.000	Zurich Insurance Group Ltd.12
		.00000					Research Triangle Office MGP, LLCDE	OTH.....	Research Triangle MGP Manager, Inc.	Ownership.....	..1.000	Zurich Insurance Group Ltd.12
		.00000					REX Holding S.a.r.l.LUX	OTH.....	REX-ZDHL S.C.S. SICAV-SIF	Ownership.....	..100.000	Zurich Insurance Group Ltd.12
										Zurich Deutscher Herold				
		.00000					Rex-Spain-ZDHL S.L.ESP	OTH.....	Lebensversicherung Aktiengesellschaft	Ownership.....	..100.000	Zurich Insurance Group Ltd.12
										Zurich Deutscher Herold				
		.00000					REX-ZDHL GP S.a.r.l.LUX	OTH.....	Lebensversicherung Aktiengesellschaft	Ownership.....	..100.000	Zurich Insurance Group Ltd.12
										Zurich Deutscher Herold				
		.00000					REX-ZDHL S.C.S. SICAV-SIFLUX	OTH.....	Lebensversicherung Aktiengesellschaft	Ownership.....	..100.000	Zurich Insurance Group Ltd.12
		.00000					SA Fire House LimitedZAF	OTH.....	Zurich Versicherungs-Gesellschaft AG	Ownership.....	..100.000	Zurich Insurance Group Ltd.12
										Zurich Financial Services (UKISA) Limited	Ownership.....	..100.000	Zurich Insurance Group Ltd.12
		.00000					Sackville Street LimitedGBR	OTH.....		Ownership.....	..99.000	Zurich Insurance Group Ltd.12
		.00000					Sacramento Office MGP, LLCDE	OTH.....	Zurich Structured Finance, Inc.	Ownership.....	..100.000	Zurich Insurance Group Ltd.12
		.00000					SAN DIEGO INDUSTRIAL 1, LLCDE	OTH.....	Zurich American Insurance Company	Ownership.....	..100.000	Zurich Insurance Group Ltd.12
		.00000					Santander Rio Seguros S.A.ARG	OTH.....	Inversiones ZS America SpA	Ownership.....	..4.000	Zurich Insurance Group Ltd.12
										Zurich Santander Insurance America, S.L.				
		.00000					Santander Rio Seguros S.A.ARG	OTH.....		Ownership.....	..96.000	Zurich Insurance Group Ltd.12
										Zurich Santander Insurance America, S.L.				
		.00000					Santander Seguros Sociedad AnónimaURY	OTH.....		Ownership.....	..100.000	Zurich Insurance Group Ltd.12
		.00000					SARL MarofinacMAR	OTH.....	Zurich Versicherungs-Gesellschaft AG	Ownership.....	..100.000	Zurich Insurance Group Ltd.12
										Zurich Insurance Company Ltd (Bahrain Branch)				
		.00000					Saudi National Insurance CompanyBHR	OTH.....		Ownership.....	..5.000	Zurich Insurance Group Ltd.12
		.00000					Sceptre Trust LimitedBHS	OTH.....	Eagle Star Holdings Limited	Ownership.....	..0.000	Zurich Insurance Group Ltd.12
		.00000					Sceptre Trust LimitedBHS	OTH.....	Eagle Star Insurance Company Limited	Ownership.....	..100.000	Zurich Insurance Group Ltd.12
		.00000					SEA APARTMENT 1, LLCDE	OTH.....	Zurich American Insurance Company	Ownership.....	..100.000	Zurich Insurance Group Ltd.12
		.00000					SEA APARTMENT 2, LLCDE	OTH.....	Zurich American Insurance Company	Ownership.....	..100.000	Zurich Insurance Group Ltd.12
		.00000					Seabrook Warehouse LPDE	OTH.....	Zurich Structured Finance, Inc.	Ownership.....	..99.000	Zurich Insurance Group Ltd.12

ANNUAL STATEMENT FOR THE YEAR 2015 OF THE Bristol West Insurance Company

SCHEDULE Y
PART 1A - DETAIL OF INSURANCE HOLDING COMPANY SYSTEM

1	2	3	4	5	6	7	8	9	10	11	12	13	14	15
Group Code	Group Name	NAIC Company Code	ID Number	Federal RSSD	CIK	Name of Securities Exchange if Publicly Traded (U.S. or International)	Names of Parent, Subsidiaries Or Affiliates	Domi-ciliary Loca-tion	Relation-ship to Reporting Entity	Directly Controlled by (Name of Entity/Person)	Type of Control (Ownership, Board, Management, Attorney-in-Fact, Influence, Other)	If Control is Ownership Provide Percentage	Ultimate Controlling Entity(ies)/Person(s)	*
		.00000					Seabrook Warehouse MGP, LLC	.DE	.OTH	Zurich Structured Finance, Inc.	Ownership	.99.000	Zurich Insurance Group Ltd.	.12
		.00000					Seabrook Warehouse MGP, LLC	.DE	.OTH	Seabrook Warehouse MGP Manager, Inc.	Ownership	.1.000	Zurich Insurance Group Ltd.	.12
		.00000					Seabrook Warehouse MGP Manager, Inc.	.DE	.OTH	Zurich Structured Finance, Inc.	Ownership	.100.000	Zurich Insurance Group Ltd.	.12
		.00000					Serviaide Asistencia e Servicios, Lda.	.PRT	.OTH	AIDE Asistencia Seguros y Reaseguros, S.A. – Sociedad Uniper	Ownership	.95.000	Zurich Insurance Group Ltd.	.12
		.00000					Serviaide Asistencia e Servicios, Lda.	.PRT	.OTH	Serviaide, S.A. – Sociedad Unipersonal	Ownership	.5.000	Zurich Insurance Group Ltd.	.12
		.00000					Serviaide, S.A. – Sociedad Unipersonal	.ESP	.OTH	AIDE Asistencia Seguros y Reaseguros, S.A. – Sociedad Uniper	Ownership	.100.000	Zurich Insurance Group Ltd.	.12
		.00000					Servizurich S.A. – Sociedad Unipersonal	.ESP	.OTH	Zurich Insurance plc, Sucursal en Espana	Ownership	.100.000	Zurich Insurance Group Ltd.	.12
		.00000					SF Apt 1, LLC	.DE	.OTH	Zurich American Insurance Company	Ownership	.100.000	Zurich Insurance Group Ltd.	.12
		.00000	46-4095281				SF INDUSTRIAL 1, LLC	.DE	.OTH	Farmers New World Life Insurance Company	Ownership	.100.000	Zurich Insurance Group Ltd.	.11
		.00000					SF Office 1, LLC	.DE	.OTH	Zurich American Insurance Company	Ownership	.100.000	Zurich Insurance Group Ltd.	.12
		.00000					SF Office 2, LLC	.DE	.OTH	Zurich American Insurance Company	Ownership	.100.000	Zurich Insurance Group Ltd.	.12
		.00000					SF Office 4, LLC	.DE	.OTH	Zurich American Insurance Company	Ownership	.100.000	Zurich Insurance Group Ltd.	.12
		.00000					Shire Park Limited	.GBR	.OTH	Zurich Assurance Ltd	Ownership	.12.419	Zurich Insurance Group Ltd.	.12
		.00000					Societe Continentale d'Investissement Immobilier SA	.FRA	.OTH	Zurich Assurance Ltd	Ownership	.100.000	Zurich Insurance Group Ltd.	.12
		.00000					South African Nucleare Pool Administrators (Property) Limite	.ZAF	.OTH	Zurich Insurance Company South Africa Limited	Ownership	.25.000	Zurich Insurance Group Ltd.	.12
		.00000	06-1313326				South County Services Co., Inc.	.NY	.OTH	Sterling Forest LLC	Ownership	.100.000	Zurich Insurance Group Ltd.	.12
		.00000					Speigelhof Monumenten B.V.	.DEU	.OTH	RE Curve Holding B.V.	Ownership	.100.000	Zurich Insurance Group Ltd.	.12
		.00000					Speigelhof Vastgoed B.V.	.DEU	.OTH	RE Curve Holding B.V.	Ownership	.100.000	Zurich Insurance Group Ltd.	.12
.0212	Zurich U.S. Insurance Pool Group	.26387	52-0981481				Steadfast Insurance Company	.DE	.OTH	Zurich American Insurance Company	Ownership	.100.000	Zurich Insurance Group Ltd.	.12
		.00000					Steadfast Santa Clarita Holdings LLC	.DE	.OTH	Steadfast Insurance Company	Ownership	.100.000	Zurich Insurance Group Ltd.	.12
		.00000	36-4233459				Sterling Forest LLC	.DE	.OTH	Zurich American Insurance Company	Ownership	.100.000	Zurich Insurance Group Ltd.	.12
		.00000					Sterling ISA Managers (Nominees) Limited	.GBR	.OTH	Sterling ISA Managers Limited	Ownership	.100.000	Zurich Insurance Group Ltd.	.12
		.00000					Sterling ISA Managers Limited	.GBR	.OTH	Zurich Financial Services (UKISA) Limited	Ownership	.100.000	Zurich Insurance Group Ltd.	.12
		.00000					Sunley Homes Limited	.GBR	.OTH	Zurich Insurance plc	Ownership	.100.000	Zurich Insurance Group Ltd.	.12
		.00000					Swaziland Royal Insurance Corporation	.SWZ	.OTH	Zurich Insurance Company South Africa Limited	Ownership	.9.000	Zurich Insurance Group Ltd.	.12
		.00000					Swiss Insurance Management (Hong Kong) Limited	.HKG	.OTH	Zurich Insurance Holdings (Hong Kong) Limited	Ownership	.99.505	Zurich Insurance Group Ltd.	.12
		.00000					Swiss Insurance Management (Hong Kong) Limited	.HKG	.OTH	Zurich Services (Hong Kong) Limited	Ownership	.0.495	Zurich Insurance Group Ltd.	.12
		.00000					TCS Loss Adjusters Limited	.GBR	.OTH	Endsleigh Insurance Services Limited	Ownership	.100.000	Zurich Insurance Group Ltd.	.12
		.00000					TDG Tele Dienste GmbH	.DEU	.OTH	Zurich Beteiligungs-Aktiengesellschaft (Deutschland)	Ownership	.100.000	Zurich Insurance Group Ltd.	.12
		.00000					Tennyson Insurance Limited	.GBR	.OTH	Zurich Holdings (UK) Limited	Ownership	.100.000	Zurich Insurance Group Ltd.	.12
		.00000					Timosa Limited	.JRL	.OTH	Zurich Life Assurance plc	Ownership	.100.000	Zurich Insurance Group Ltd.	.12
		.00000					The Liverpool Reversionary Company Limited	.GBR	.OTH	Eagle Star Insurance Company Limited	Ownership	.100.000	Zurich Insurance Group Ltd.	.12
		.00000					The Trust Company of Scotland Limited	.GBR	.OTH	Zurich Insurance plc	Ownership	.100.000	Zurich Insurance Group Ltd.	.12
		.00000	36-3839542				The Zurich Services Corporation	.IL	.OTH	Zurich Holding Company of America, Inc.	Ownership	.100.000	Zurich Insurance Group Ltd.	.12
		.00000					TopReport Schadenbesichtigungs GmbH	.AUT	.OTH	Zurich Versicherungs-Aktiengesellschaft	Ownership	.14.286	Zurich Insurance Group Ltd.	.12
		.00000					Toscana Uno SRL	.ITA	.OTH	Zurich Insurance Company Ltd – Rappresentanza Generale per l	Ownership	.50.000	Zurich Insurance Group Ltd.	.12
		.00000	95-2670330				Truck Underwriters Association	.CA	.OTH	Farmers Group, Inc.	Ownership	.100.000	Zurich Insurance Group Ltd.	.12
		.00000					Turegum Immobilien AG	.CHE	.OTH	Zurich Versicherungs-Gesellschaft AG	Ownership	.100.000	Zurich Insurance Group Ltd.	.12

SCHEDULE Y
PART 1A - DETAIL OF INSURANCE HOLDING COMPANY SYSTEM

1	2	3	4	5	6	7	8	9	10	11	12	13	14	15
Group Code	Group Name	NAIC Company Code	ID Number	Federal RSSD	CIK	Name of Securities Exchange if Publicly Traded (U.S. or International)	Names of Parent, Subsidiaries Or Affiliates	Domi-ciliary Location	Relation-ship to Reporting Entity	Directly Controlled by (Name of Entity/Person)	Type of Control (Ownership, Board, Management, Attorney-in-Fact, Influence, Other)	If Control is Ownership Provide Percentage	Ultimate Controlling Entity(ies)/Person(s)	*
0212	Zurich U.S. Insurance Pool Group	41181	43-1249228				Universal Underwriters Insurance Company	IL	OTH	Zurich American Insurance Company	Ownership	100.000	Zurich Insurance Group Ltd.	12
0212	Zurich U.S. Insurance Pool Group	70173	43-0824418				Universal Underwriters Life Insurance Company	KS	OTH	Universal Underwriters Insurance Company	Ownership	100.000	Zurich Insurance Group Ltd.	12
0212	Zurich U.S. Insurance Pool Group	40843	36-3139101				Universal Underwriters of Texas Insurance Company	IL	OTH	Universal Underwriters Insurance Company	Ownership	100.000	Zurich Insurance Group Ltd.	12
		00000	43-1269296				Universal Underwriters Service Corporation	MO	OTH	Zurich Holding Company of America, Inc.	Ownership	100.000	Zurich Insurance Group Ltd.	12
		00000	26-1282208				Vehicle Dealer Solutions, Inc.	FL	OTH	The Zurich Services Corporation	Ownership	100.000	Zurich Insurance Group Ltd.	12
		00000					Winchester Land, LLC	FL	OTH	R3 FL Holdings, LLC	Ownership	100.000	Zurich Insurance Group Ltd.	12
		00000					Winn-Dixie MGP Manager, Inc.	DE	OTH	Zurich Structured Finance, Inc.	Ownership	100.000	Zurich Insurance Group Ltd.	12
		00000					Women on Wheels Limited	GBR	OTH	Endsleigh Insurance Services Limited	Ownership	100.000	Zurich Insurance Group Ltd.	12
		00000					Woodstock Insurance Brokers Limited	GBR	OTH	Endsleigh Insurance Services Limited	Ownership	100.000	Zurich Insurance Group Ltd.	12
		00000					World Travel Protection Canada Inc.	CAN	OTH	Zurich Canadian Holdings Limited	Ownership	100.000	Zurich Insurance Group Ltd.	12
		00000					Wren Investments Limited	GBR	OTH	Zurich Whiteley Trust Limited	Ownership	100.000	Zurich Insurance Group Ltd.	12
		00000					Wrightway Underwriting Limited	JRL	OTH	Ballykilliane Holdings Limited	Ownership	100.000	Zurich Insurance Group Ltd.	12
		00000					Z flex Gesellschaft fur Personaldienstleistungen mbH	DEU	OTH	Zurich Beteiligungs-Aktiengesellschaft (Deutschland)	Ownership	100.000	Zurich Insurance Group Ltd.	12
		00000					ZCM (U.S.) Limited	DE	OTH	Zurich Finance Company AG	Ownership	100.000	Zurich Insurance Group Ltd.	12
		00000					ZCM Asset Holding Company (Bermuda) Limited	BMJ	OTH	Zurich Finance Company AG	Ownership	100.000	Zurich Insurance Group Ltd.	12
		00000					ZCM Matched Funding Corp.	CYM	OTH	Zurich Capital Markets Inc.	Ownership	100.000	Zurich Insurance Group Ltd.	12
		00000					ZCMC II Holdings Limited	JRL	OTH	ZCM Asset Holding Company (Bermuda) Limited	Ownership	0.200	Zurich Insurance Group Ltd.	12
		00000					ZCMC II Holdings Limited	JRL	OTH	Zurich Financial Services EUB Holdings Limited	Ownership	99.800	Zurich Insurance Group Ltd.	12
		00000					Zebra Property Fund I, LP	DE	OTH	Zurich Holding Company of America, Inc.	Ownership	99.000	Zurich Insurance Group Ltd.	12
		00000	81-0680889				ZFS Finance (USA) LLC II	DE	OTH	Zurich Holding Company of America, Inc.	Ownership	100.000	Zurich Insurance Group Ltd.	12
		00000	77-0684542				ZFS Finance (USA) LLC V	DE	OTH	Zurich Holding Company of America, Inc.	Ownership	100.000	Zurich Insurance Group Ltd.	12
		00000	20-5900744				ZFUS Services, LLC	DE	OTH	Zurich Holding Company of America, Inc.	Ownership	100.000	Zurich Insurance Group Ltd.	12
		00000					ZGEE3 Limited	GBR	OTH	Zurich Insurance Company (U.K.) Limited	Ownership	100.000	Zurich Insurance Group Ltd.	12
		00000	02-0802795				ZNA Services, LLC	DE	OTH	ZFUS Services, LLC	Ownership	100.000	Zurich Insurance Group Ltd.	12
		00000					ZPC Capital Limited	GBR	OTH	Zurich Holdings (UK) Limited	Ownership	100.000	Zurich Insurance Group Ltd.	12
		00000					ZSF 00-1, Inc.	IL	OTH	CTH Affordable Housing Corporation	Ownership	100.000	Zurich Insurance Group Ltd.	12
		00000					ZSF 02-1, Inc.	IL	OTH	CTH Affordable Housing Corporation	Ownership	100.000	Zurich Insurance Group Ltd.	12
		00000					ZSF 99-4, Inc.	IL	OTH	CTH Affordable Housing Corporation	Ownership	100.000	Zurich Insurance Group Ltd.	12
		00000					ZSF Apollo Corporation	IL	OTH	CTH Affordable Housing Corporation	Ownership	100.000	Zurich Insurance Group Ltd.	12
		00000					ZSF Landmark Corporation	IL	OTH	CTH Affordable Housing Corporation	Ownership	100.000	Zurich Insurance Group Ltd.	12
		00000					ZSF/Land Parcels LLC	DE	OTH	Zurich Structured Finance, Inc.	Ownership	100.000	Zurich Insurance Group Ltd.	12
		00000					ZSF Newport I Corporation	IL	OTH	CTH Affordable Housing Corporation	Ownership	100.000	Zurich Insurance Group Ltd.	12
		00000					ZSF/Bloomington, LLC	DE	OTH	Bloomington Office LP	Ownership	100.000	Zurich Insurance Group Ltd.	12
		00000					ZSF / Collierville, LLC	DE	OTH	Collierville Center, LP	Ownership	100.000	Zurich Insurance Group Ltd.	12
		00000					ZSF/Dallas Tower, LLC	DE	OTH	Dallas Tower LP	Ownership	100.000	Zurich Insurance Group Ltd.	12
		00000					ZSF/Kansas, LLC	DE	OTH	Kansas City Office LP	Ownership	100.000	Zurich Insurance Group Ltd.	12
		00000					ZSF KY Annex, LLC	DE	OTH	Euclid KY Annex, LP	Ownership	100.000	Zurich Insurance Group Ltd.	12
		00000					ZSF / Office NY, LLC	DE	OTH	Euclid Office LP	Ownership	100.000	Zurich Insurance Group Ltd.	12
		00000					ZSF / Office NV, LLC	DE	OTH	Euclid Office LP	Ownership	100.000	Zurich Insurance Group Ltd.	12
		00000					ZSF / Office FL, LLC	DE	OTH	Euclid Office LP	Ownership	100.000	Zurich Insurance Group Ltd.	12
		00000					ZSF / Office KY, LLC	DE	OTH	Euclid Office LP	Ownership	100.000	Zurich Insurance Group Ltd.	12
		00000					ZSF/Research Gateway, LLC	DE	OTH	Raleigh/Durham Offices, L.P.	Ownership	100.000	Zurich Insurance Group Ltd.	12
		00000					ZSF/Seabrook, LLC	DE	OTH	Seabrook Warehouse LP	Ownership	100.000	Zurich Insurance Group Ltd.	12
		00000					ZSF/WD Fitzgerald, LLC	DE	OTH	Euclid Warehouses LP	Ownership	100.000	Zurich Insurance Group Ltd.	12

ANNUAL STATEMENT FOR THE YEAR 2015 OF THE Bristol West Insurance Company

SCHEDULE Y
PART 1A - DETAIL OF INSURANCE HOLDING COMPANY SYSTEM

1	2	3	4	5	6	7	8	9	10	11	12	13	14	15
Group Code	Group Name	NAIC Company Code	ID Number	Federal RSSD	CIK	Name of Securities Exchange if Publicly Traded (U.S. or International)	Names of Parent, Subsidiaries Or Affiliates	Domi-ciliary Loca-tion	Relation-ship to Reporting Entity	Directly Controlled by (Name of Entity/Person)	Type of Control (Ownership, Board, Management, Attorney-in-Fact, Influence, Other)	If Control is Ownership Provide Percentage	Ultimate Controlling Entity(ies)/Person(s)	*
		..00000					ZSF/WD Hammond, LLCDE	..OTH	Euclid Warehouses LP	Ownership.....	100.000	Zurich Insurance Group Ltd.	12
		..00000					ZSF/WD Montgomery 31, LLCDE	..OTH	Euclid Warehouses LP	Ownership.....	100.000	Zurich Insurance Group Ltd.	12
		..00000					ZSF/WD Jacksonville, LLCDE	..OTH	Euclid Warehouses LP	Ownership.....	100.000	Zurich Insurance Group Ltd.	12
		..00000					ZSF/WD Opa Locka, LLCDE	..OTH	Euclid Warehouses LP	Ownership.....	100.000	Zurich Insurance Group Ltd.	12
		..00000					ZSF/WD Orlando, LLCDE	..OTH	Euclid Warehouses LP	Ownership.....	100.000	Zurich Insurance Group Ltd.	12
		..00000	36-3096373				ZSFH LLCDE	..OTH	Zurich Holding Company of America, Inc.	Ownership.....	100.000	Zurich Insurance Group Ltd.	12
		..00000					ZSG Kfz-ZulassungsservicegesmbHAUT	..OTH	Zurich Versicherungs-Aktiengesellschaft	Ownership.....	33.333	Zurich Insurance Group Ltd.	12
		..00000					ZSL Financing LimitedGBR	..OTH	Zurich Holdings (UK) Limited	Ownership.....	1.000	Zurich Insurance Group Ltd.	12
		..00000					ZSL Financing LimitedGBR	..OTH	Zurich Specialties London Limited	Ownership.....	99.000	Zurich Insurance Group Ltd.	12
		..00000					Zurich – Companhia de Seguros Vida S.A.PRT	..OTH	Zurich Finanz-Gesellschaft AG	Ownership.....	0.000	Zurich Insurance Group Ltd.	12
		..00000					Zurich – Companhia de Seguros Vida S.A.PRT	..OTH	Zurich Investments Life S.p.A.	Ownership.....	0.000	Zurich Insurance Group Ltd.	12
										Zurich Lebensversicherungs-Gesellschaft AG	Ownership.....	100.000	Zurich Insurance Group Ltd.	12
		..00000					Zurich – Companhia de Seguros Vida S.A.PRT	..OTH	Zurich Versicherungs-Gesellschaft AG	Ownership.....	0.000	Zurich Insurance Group Ltd.	12
										Zurich Vida, Companhia de Seguros y Reaseguros, S.A. – Socied	Ownership.....	0.000	Zurich Insurance Group Ltd.	12
		..00000					Zurich Administradora General de Fondos S.A.CHL	..OTH	Chilena Consolidada Seguros de Vida S.A.	Ownership.....	99.970	Zurich Insurance Group Ltd.	12
		..00000					Zurich Administradora General de Fondos S.A.CHL	..OTH	Inversiones Suizo Chilena S.A.	Ownership.....	0.030	Zurich Insurance Group Ltd.	12
		..00000					Zurich Advice Network LimitedGBR	..OTH	Allied Dunbar Assurance plc	Ownership.....	100.000	Zurich Insurance Group Ltd.	12
		..00000					Zurich AFIN Mexico, S.A. DE C.V.MEX	..OTH	Zurich Compania de Sefuros, S.A.	Ownership.....	0.002	Zurich Insurance Group Ltd.	12
		..00000					Zurich AFIN Mexico, S.A. DE C.V.MEX	..OTH	Zurich Versicherungs-Gesellschaft AG	Ownership.....	99.998	Zurich Insurance Group Ltd.	12
		..00000	04-3126497				Zurich Agency Services Inc.MA	..OTH	Zurich Holding Company of America, Inc.	Ownership.....	100.000	Zurich Insurance Group Ltd.	12
		..00000	86-1164252				Zurich Alternative Asset Management, LLCDE	..OTH	Zurich Holding Company of America, Inc.	Ownership.....	100.000	Zurich Insurance Group Ltd.	12
							Zurich America Latina Serviços Brasil Ltda.BRA	..OTH	Zurich Lebensversicherungs-Gesellschaft AG	Ownership.....	0.010	Zurich Insurance Group Ltd.	12
		..00000					Zurich America Latina Serviços Brasil Ltda.BRA	..OTH	Zurich Versicherungs-Gesellschaft AG	Ownership.....	99.990	Zurich Insurance Group Ltd.	12
..0212	Zurich U.S. Insurance Pool Group	16535	36-4233459				Zurich American CorporationDE	..OTH	Zurich Holding Company of America, Inc.	Ownership.....	100.000	Zurich Insurance Group Ltd.	12
..0212	Zurich U.S. Insurance Pool Group	27855	36-2781080				Zurich American Insurance CompanyNY	..OTH	Zurich Holding Company of America, Inc.	Ownership.....	100.000	Zurich Insurance Group Ltd.	12
..0212	Zurich Ins Group	90557	36-3050975		000351754		Zurich American Insurance Company of IllinoisIL	..OTH	American Zurich Insurance Company	Ownership.....	100.000	Zurich Insurance Group Ltd.	12
..0212	Zurich Ins Group	14178	27-4746162				Zurich American Life Insurance CompanyIL	..OTH	Zurich American Corporation	Ownership.....	100.000	Zurich Insurance Group Ltd.	12
		..00000					Zurich American Life Insurance Company of New YorkNY	..OTH	Zurich American Life Insurance Company. .	Ownership.....	100.000	Zurich Insurance Group Ltd.	12
		..00000					Zurich Argentina Cia. de Seguros S.A.ARG	..OTH	Inversiones Suizo-Argentina S.A.	Ownership.....	55.461	Zurich Insurance Group Ltd.	12
		..00000	AA-2130022				Zurich Argentina Cia. de Seguros S.A.ARG	..OTH	Zurich Versicherungs-Gesellschaft AG	Ownership.....	44.536	Zurich Insurance Group Ltd.	12
							Zurich Argentina Compañía de Seguros de Retiro S.A.ARG	..OTH	Zurich Argentina Cia. de Seguros S.A.	Ownership.....	46.642	Zurich Insurance Group Ltd.	12
		..00000	AA-2130022				Zurich Argentina Compañía de Seguros de Retiro S.A.ARG	..OTH	Zurich Versicherungs-Gesellschaft AG	Ownership.....	53.358	Zurich Insurance Group Ltd.	12
		..00000					Zurich Asset Management Gerente de Fondos Comunes de InversiARG	..OTH	Inversiones Suizo-Argentina S.A.	Ownership.....	90.000	Zurich Insurance Group Ltd.	12
		..00000					Zurich Asset Management Gerente de Fondos Comunes de InversiARG	..OTH	Isis S.A.	Ownership.....	10.000	Zurich Insurance Group Ltd.	12
		..00000					Zurich Assurance (2004) plcGBR	..OTH	Zurich Assurance Ltd	Ownership.....	100.000	Zurich Insurance Group Ltd.	12
		..00000					Zurich Assurance LtdGBR	..OTH	Eagle Star Holdings Limited	Ownership.....	100.000	Zurich Insurance Group Ltd.	12
		..00000					ZURICH Assurances MarocMAR	..OTH	SARL Marofinac	Ownership.....	30.099	Zurich Insurance Group Ltd.	12
		..00000					ZURICH Assurances MarocMAR	..OTH	Zurich Versicherungs-Gesellschaft AG	Ownership.....	67.627	Zurich Insurance Group Ltd.	12

SCHEDULE Y
PART 1A - DETAIL OF INSURANCE HOLDING COMPANY SYSTEM

1	2	3	4	5	6	7	8	9	10	11	12	13	14	15
Group Code	Group Name	NAIC Company Code	ID Number	Federal RSSD	CIK	Name of Securities Exchange if Publicly Traded (U.S. or International)	Names of Parent, Subsidiaries Or Affiliates	Domi-ciliary Loca-tion	Relation-ship to Reporting Entity	Directly Controlled by (Name of Entity/Person)	Type of Control (Ownership, Board, Management, Attorney-in-Fact, Influence, Other)	If Control is Ownership Provide Percentage	Ultimate Controlling Entity(ies)/Person(s)	*
		.00000					Zurich Australia Limited	.AUS	.OTH	Zurich Financial Services Australia Limited	Ownership	.100.000	Zurich Insurance Group Ltd.	.12
		.00000	AA-1930995				Zurich Australian Insurance Limited	.AUS	.OTH	Zurich Financial Services Australia Limited	Ownership	.100.000	Zurich Insurance Group Ltd.	.12
		.00000					Zurich Australian Insurance Properties Pty Limited	.AUS	.OTH	Zurich Australia Limited	Ownership	.40.000	Zurich Insurance Group Ltd.	.12
		.00000					Zurich Australian Insurance Properties Pty Limited	.AUS	.OTH	Zurich Australian Insurance Limited	Ownership	.60.000	Zurich Insurance Group Ltd.	.12
		.00000					Zurich Australian Superannuation Pty Limited	.AUS	.OTH	Zurich Financial Services Australia Limited	Ownership	.100.000	Zurich Insurance Group Ltd.	.12
		.00000					Zurich Bank International Limited	.GBR	.OTH	Dunbar Assets Ireland	Ownership	.100.000	Zurich Insurance Group Ltd.	.12
		.00000	13-4186554				Zurich Benefit Finance LLC	.DE	.OTH	Zurich Holding Company of America, Inc.	Ownership	.100.000	Zurich Insurance Group Ltd.	.12
		.00000					Zurich Beteiligungs-Aktiengesellschaft (Deutschland)	.DEU	.OTH	Zurich IT Service AG Niederlassung fur Deutschland	Ownership	.82.617	Zurich Insurance Group Ltd.	.12
		.00000					Zurich Beteiligungs-Aktiengesellschaft (Deutschland)	.DEU	.OTH	Zurich Leben Service AG Niederlassung fur Deutschland	Ownership	.17.383	Zurich Insurance Group Ltd.	.12
		.00000					Zurich Building Control Services Limited	.GBR	.OTH	Zurich Holdings (UK) Limited	Ownership	.100.000	Zurich Insurance Group Ltd.	.12
		.00000					Zurich Canadian Holdings Limited	.CAN	.OTH	Zurich Insurance Company Ltd, Canadian Branch	Ownership	.68.819	Zurich Insurance Group Ltd.	.12
		.00000					Zurich Canadian Holdings Limited	.CAN	.OTH	Zurich Versicherungs-Gesellschaft AG	Ownership	.31.181	Zurich Insurance Group Ltd.	.12
		.00000					Zurich Brasil Capitalizacao S.A	.BRA	.OTH	Zurich Versicherungs-Gesellschaft AG	Ownership	.100.000	Zurich Insurance Group Ltd.	.12
		.00000			0001028769		Zurich Capital Markets Inc.	.DE	.OTH	ZCM (U.S.) Limited	Ownership	.100.000	Zurich Insurance Group Ltd.	.12
		.00000					Zurich Capital Markets Securities Inc.	.DE	.OTH	Zurich Capital Markets Inc.	Ownership	.100.000	Zurich Insurance Group Ltd.	.12
		.00000					Zurich Colombia Seguros S.A.	.COL	.OTH	Zurich Versicherungs-Gesellschaft AG	Ownership	.94.900	Zurich Insurance Group Ltd.	.12
		.00000					Zurich Colombia Seguros S.A.	.COL	.OTH	Zurich Lebensversicherungs-Gesellschaft AG	Ownership	.5.100	Zurich Insurance Group Ltd.	.12
		.00000					Zurich Community Trust (UK) Limited	.GBR	.OTH	Zurich Financial Services (UKISA) Limited	Ownership	.50.000	Zurich Insurance Group Ltd.	.12
		.00000					Zurich Community Trust (UK) Limited	.GBR	.OTH	Zurich Financial Services (UKISA) Nominees Limited	Ownership	.50.000	Zurich Insurance Group Ltd.	.12
		.00000					Zurich Compania de Reaseguros Argentina S.A.	.ARG	.OTH	Zurich Versicherungs-Gesellschaft AG	Ownership	.5.000	Zurich Insurance Group Ltd.	.12
		.00000					Zurich Compania de Reaseguros Argentina S.A.	.ARG	.OTH	Inversiones Suizo-Argentina S.A.	Ownership	.95.000	Zurich Insurance Group Ltd.	.12
		.00000					Zurich, Compania de Seguros, S.A.	.MEX	.OTH	Zurich Versicherungs-Gesellschaft AG	Ownership	.99.883	Zurich Insurance Group Ltd.	.12
		.00000					Zurich Computer Services Limited	.GBR	.OTH	Allied Dunbar Assurance plc	Ownership	.100.000	Zurich Insurance Group Ltd.	.12
		.00000					Zurich Consultoria de Riesgos, C.A.	.VEN	.OTH	Zurich Seguros, S.A.	Ownership	.99.990	Zurich Insurance Group Ltd.	.12
		.00000					Zurich Corredora de Bolsa S.A.	.CHL	.OTH	Inversiones Suizo Chilena S.A.	Ownership	.99.000	Zurich Insurance Group Ltd.	.12
		.00000					Zurich Corredora de Bolsa S.A.	.CHL	.OTH	Zurich Investments Chile S.A.	Ownership	.1.000	Zurich Insurance Group Ltd.	.12
		.00000	36-4412924				Zurich CZI Management Holding Ltd.	.DE	.OTH	Zurich Global Investment Management Inc.	Ownership	.100.000	Zurich Insurance Group Ltd.	.12
		.00000					Zurich Deutscher Herold Lebensversicherung Aktiengesellschaf	.DEU	.OTH	Deutscher Herold Aktiengesellschaft	Ownership	.67.540	Zurich Insurance Group Ltd.	.12
		.00000					Zurich Deutscher Herold Lebensversicherung Aktiengesellschaf	.DEU	.OTH	Zurich Beteiligungs-Aktiengesellschaft (Deutschland)	Ownership	.32.460	Zurich Insurance Group Ltd.	.12
		.00000	95-4773780				Zurich E&S Insurance Brokerage, Inc.	.CA	.OTH	Zurich American Insurance Company	Ownership	.100.000	Zurich Insurance Group Ltd.	.12
		.00000					Zurich Employment Services Limited	.GBR	.OTH	Zurich Financial Services (UKISA) Limited	Ownership	.100.000	Zurich Insurance Group Ltd.	.12
		.00000					Zurich Eurolife S.A.	.LUX	.OTH	Zurich Lebensversicherungs-Gesellschaft AG	Ownership	.90.000	Zurich Insurance Group Ltd.	.12
		.00000					Zurich Eurolife S.A.	.LUX	.OTH	Zurich Versicherungs-Gesellschaft AG	Ownership	.10.000	Zurich Insurance Group Ltd.	.12

SCHEDULE Y
PART 1A - DETAIL OF INSURANCE HOLDING COMPANY SYSTEM

1	2	3	4	5	6	7	8	9	10	11	12	13	14	15
Group Code	Group Name	NAIC Company Code	ID Number	Federal RSSD	CIK	Name of Securities Exchange if Publicly Traded (U.S. or International)	Names of Parent, Subsidiaries Or Affiliates	Domi-ciliary Loca-tion	Relation-ship to Reporting Entity	Directly Controlled by (Name of Entity/Person)	Type of Control (Ownership, Board, Management, Attorney-in-Fact, Influence, Other)	If Control is Ownership Provide Percentage	Ultimate Controlling Entity(ies)/Person(s)	*
		00000					Zurich Fianzas Mexico, S.A.DE C.V.	MEX	OTH	Zurich Versicherungs-Gesellschaft AG	Ownership.....	100.000	Zurich Insurance Group Ltd.	12
		00000					Zurich Finance (Bermuda) Ltd.	BMU	OTH	Zurich Versicherungs-Gesellschaft AG	Ownership.....	100.000	Zurich Insurance Group Ltd.	12
		00000					Zurich Finance (Luxembourg) S.A.	LUX	OTH	Zurich Lebensversicherungs-Gesellschaft AG	Ownership.....	0.081	Zurich Insurance Group Ltd.	12
		00000					Zurich Finance (Luxembourg) S.A.	LUX	OTH	Zurich Versicherungs-Gesellschaft AG	Ownership.....	99.919	Zurich Insurance Group Ltd.	12
		00000					Zurich Finance (UK) plc	GBR	OTH	Zurich Financial Services (UKISA) Limited	Ownership.....	99.998	Zurich Insurance Group Ltd.	12
		00000					Zurich Finance (UK) plc	GBR	OTH	Zurich Financial Services (UKISA) Nominees Limited	Ownership.....	0.002	Zurich Insurance Group Ltd.	12
		00000					Zurich Finance Company AG	CHE	OTH	Zurich Versicherungs-Gesellschaft AG	Ownership.....	100.000	Zurich Insurance Group Ltd.	12
		00000					Zurich Financial Management Limited	GBR	OTH	Allied Dunbar Assurance plc	Ownership.....	100.000	Zurich Insurance Group Ltd.	12
		00000					Zurich Financial Services (Channel Islands) Limited	JEY	OTH	Zurich Financial Services (UKISA) Limited	Ownership.....	99.909	Zurich Insurance Group Ltd.	12
		00000					Zurich Financial Services (Channel Islands) Limited	JEY	OTH	Zurich Financial Services (UKISA) Nominees Limited	Ownership.....	0.091	Zurich Insurance Group Ltd.	12
		00000					Zurich Financial Services (Isle of Man) Group Services Limit	GBR	OTH	Zurich Versicherungs-Gesellschaft AG	Ownership.....	100.000	Zurich Insurance Group Ltd.	12
		00000					Zurich Financial Services (Isle of Man) Holdings Limited	GBR	OTH	Zurich Versicherungs-Gesellschaft AG	Ownership.....	100.000	Zurich Insurance Group Ltd.	12
		00000					Zurich Financial Services (Isle of Man) Insurance Manager Lt	GBR	OTH	Zurich Versicherungs-Gesellschaft AG	Ownership.....	100.000	Zurich Insurance Group Ltd.	12
		00000					Zurich Financial Services (UKISA) Group Services Limited	GBR	OTH	Zurich Financial Services (UKISA) Limited	Ownership.....	100.000	Zurich Insurance Group Ltd.	12
		00000					Zurich Financial Services (UKISA) Limited	GBR	OTH	Allied Zurich Holdings Limited	Ownership.....	90.316	Zurich Insurance Group Ltd.	12
		00000					Zurich Financial Services (UKISA) Limited	GBR	OTH	Zurich Insurance plc	Ownership.....	9.684	Zurich Insurance Group Ltd.	12
		00000					Zurich Financial Services (UKISA) Nominees Limited	GBR	OTH	Zurich Financial Services (UKISA) Limited	Ownership.....	100.000	Zurich Insurance Group Ltd.	12
		00000	AA-1930995				Zurich Financial Services Australia Limited	AUS	OTH	Zurich Versicherungs-Gesellschaft AG	Ownership.....	100.000	Zurich Insurance Group Ltd.	12
		00000					Zurich Financial Services EUB Holdings Limited	JRL	OTH	Zurich Finance Company AG	Ownership.....	0.083	Zurich Insurance Group Ltd.	12
		00000					Zurich Financial Services EUB Holdings Limited	JRL	OTH	Zurich Insurance Group Ltd.	Ownership.....	99.917	Zurich Insurance Group Ltd.	12
		00000					Zurich Financial Services UK Pension Trustee Limited	GBR	OTH	Zurich Financial Services (UKISA) Limited	Ownership.....	99.000	Zurich Insurance Group Ltd.	12
		00000					Zurich Finanz-Gesellschaft AG	CHE	OTH	Zurich Versicherungs-Gesellschaft AG	Ownership.....	100.000	Zurich Insurance Group Ltd.	12
		00000	AA-0053640				Zurich F&I Reinsurance T&C Limited	TCA	OTH	Zurich Agency Services Inc.	Ownership.....	0.001	Zurich Insurance Group Ltd.	12
		00000	AA-0053640				Zurich F&I Reinsurance T&C Limited	TCA	OTH	Universal Underwriters Service Corporation	Ownership.....	100.000	Zurich Insurance Group Ltd.	12
		00000					Zurich General Insurance Company (China) Limited	CHN	OTH	Zurich Versicherungs-Gesellschaft AG	Ownership.....	100.000	Zurich Insurance Group Ltd.	12
		00000					Zurich General Partner (Scotland) Ltd	GBR	OTH	Allied Zurich Holdings Limited	Ownership.....	100.000	Zurich Insurance Group Ltd.	12
		00000					Zurich GL Servicios Mexico, S.A. de C.V.	MEX	OTH	Zurich Vida, Compañía de Seguros, S.A.	Ownership.....	95.000	Zurich Insurance Group Ltd.	12
		00000					Zurich GL Servicios Mexico, S.A. de C.V.	MEX	OTH	Zurich Compañía de Seguros, S.A.	Ownership.....	5.000	Zurich Insurance Group Ltd.	12
		00000					Zurich Global Corporate UK Limited	GBR	OTH	Zurich Holdings (UK) Limited	Ownership.....	100.000	Zurich Insurance Group Ltd.	12
		00000	04-3729755				Zurich Global Investment Management Inc.	DE	OTH	Zurich Holding Company of America, Inc.	Ownership.....	100.000	Zurich Insurance Group Ltd.	12
		00000	AA-3190947				Zurich Global, Ltd.	BMU	OTH	Zurich Holding Company of America, Inc.	Ownership.....	100.000	Zurich Insurance Group Ltd.	12
		00000					Zurich Group Funding Luxembourg S.A.	LUX	OTH	Zurich Lebensversicherungs-Gesellschaft AG	Ownership.....	0.020	Zurich Insurance Group Ltd.	12
		00000					Zurich Group Funding Luxembourg S.A.	LUX	OTH	Zurich Versicherungs-Gesellschaft AG	Ownership.....	99.980	Zurich Insurance Group Ltd.	12
		00000					Zurich Group Pension Services (UK) Ltd	GBR	OTH	Zurich Assurance Ltd	Ownership.....	100.000	Zurich Insurance Group Ltd.	12

SCHEDULE Y
PART 1A - DETAIL OF INSURANCE HOLDING COMPANY SYSTEM

1	2	3	4	5	6	7	8	9	10	11	12	13	14	15
Group Code	Group Name	NAIC Company Code	ID Number	Federal RSSD	CIK	Name of Securities Exchange if Publicly Traded (U.S. or International)	Names of Parent, Subsidiaries Or Affiliates	Domi-ciliary Loca-tion	Relation-ship to Reporting Entity	Directly Controlled by (Name of Entity/Person)	Type of Control (Ownership, Board, Management, Attorney-in-Fact, Influence, Other)	If Control is Ownership Provide Percentage	Ultimate Controlling Entity(ies)/Person(s)	*
		.00000					Zurich GSG LimitedGBR	.OTH	Zurich GSH Limited	Ownership.....	.100.000	Zurich Insurance Group Ltd.12
		.00000					Zurich GSH LimitedGBR	.OTH	Zurich Holdings (UK) Limited	Ownership.....	.100.000	Zurich Insurance Group Ltd.12
		.00000	36-3096373				Zurich Holding Company of America, Inc.DE	.OTH	Crown Management Services Limited	Ownership.....	.0.820	Zurich Insurance Group Ltd.12
		.00000	36-3096373				Zurich Holding Company of America, Inc.DE	.OTH	Zurich Versicherungs-Gesellschaft AG	Ownership.....	.99.180	Zurich Insurance Group Ltd.12
		.00000					Zurich Holding Ireland LimitedJRL	.OTH	Zurich Versicherungs-Gesellschaft AG	Ownership.....	.100.000	Zurich Insurance Group Ltd.12
		.00000					Zurich Holdings (UK) LimitedGBR	.OTH	Zurich Versicherungs-Gesellschaft AG	Ownership.....	.100.000	Zurich Insurance Group Ltd.12
							Zurich Immobilien							
		.00000					Liegenschaftsverwaltungs-GesmbHAUT	.OTH	Zurich Versicherungs-Gesellschaft AG	Ownership.....	.100.000	Zurich Insurance Group Ltd.12
		.00000					Zurich IMRE AGCHE	.OTH	Zurich Versicherungs-Gesellschaft AG	Ownership.....	.100.000	Zurich Insurance Group Ltd.12
							Zurich Independent Wealth Management							
		.00000					LimitedGBR	.OTH	Allied Dunbar Assurance plc	Ownership.....	.100.000	Zurich Insurance Group Ltd.12
		.00000	AA-5280035				Zurich Insurance (Taiwan) Ltd.TWN	.OTH	Zurich Versicherungs-Gesellschaft AG	Ownership.....	.99.726	Zurich Insurance Group Ltd.12
							Zurich Insurance Brokers (Beijing) Company			Zurich Insurance Holdings (Hong Kong)				
		.00000					LimitedCHN	.OTH	Limited	Ownership.....	.24.510	Zurich Insurance Group Ltd.12
		.00000					Zurich Insurance Company (U.K.) LimitedGBR	.OTH	Zurich Versicherungs-Gesellschaft AG	Ownership.....	.100.000	Zurich Insurance Group Ltd.12
										Zurich Insurance Company South Africa				
		.00000					Zurich Insurance Company Botswana LtdBWA	.OTH	Limited	Ownership.....	.100.000	Zurich Insurance Group Ltd.12
							Zurich Insurance Company Escritorio de							
		.00000					Representacao no BrasBRA	.OTH	Zurich Versicherungs-Gesellschaft AG	Ownership.....	.100.000	Zurich Insurance Group Ltd.12
							Zurich Insurance Company Ltd., Beijing							
		.00000					Representative OfficeCHN	.OTH	Zurich Versicherungs-Gesellschaft AG	Ownership.....	.100.000	Zurich Insurance Group Ltd.12
							Zurich Insurance Company Ltd., Oficina de							
		.00000					RepresentacionCOL	.OTH	Zurich Versicherungs-Gesellschaft AG	Ownership.....	.100.000	Zurich Insurance Group Ltd.12
							Zurich Insurance Company Ltd.,							
		.00000					Representative Office Buenos AiresARG	.OTH	Zurich Versicherungs-Gesellschaft AG	Ownership.....	.100.000	Zurich Insurance Group Ltd.12
							Zurich Insurance Company South Africa							
		.00000	AA-1990925				LimitedZAF	.OTH	SA Fire House Limited	Ownership.....	.58.950	Zurich Insurance Group Ltd.12
		.00000			0001127799		Zurich Insurance Group Ltd.CHE	.OTH	Board of Directors	Board		Shareholders	
							Zurich Insurance Holdings (Hong Kong)							
		.00000					LimitedHKG	.OTH	Zurich Versicherungs-Gesellschaft AG	Ownership.....	.100.000	Zurich Insurance Group Ltd.12
		.00000					Zurich Insurance Malaysia BerhadMYS	.OTH	Zurich Versicherungs-Gesellschaft AG	Ownership.....	.100.000	Zurich Insurance Group Ltd.12
		.00000					Zurich Insurance Middle East S.A.L.LBN	.OTH	Zurich Versicherungs-Gesellschaft AG	Ownership.....	.99.541	Zurich Insurance Group Ltd.12
										Zurich Beteiligungs-Aktiengesellschaft				
		.00000	AA-1780059				Zurich Insurance plcJRL	.OTH	(Deutschland)	Ownership.....	.25.074	Zurich Insurance Group Ltd.8
		.00000	AA-1780059				Zurich Insurance plcJRL	.OTH	Zurich Holding Ireland Limited	Ownership.....	.70.405	Zurich Insurance Group Ltd.8
										Zurich Insurance Company Ltd -				
		.00000	AA-1780059				Zurich Insurance plcJRL	.OTH	Rappresentanza Generale per l	Ownership.....	.4.521	Zurich Insurance Group Ltd.8
							Zurich Insurance plc, Representative							
		.00000					Office Buenos AiresARG	.OTH	Zurich Insurance plc	Ownership.....	.100.000	Zurich Insurance Group Ltd.12
										Zurich Financial Services (UKISA)				
		.00000					Zurich Intermediary Group LimitedGBR	.OTH	Limited	Ownership.....	.100.000	Zurich Insurance Group Ltd.12
										Zurich Financial Services (UKISA)				
		.00000					Zurich Intermediary Group LimitedGBR	.OTH	Nominees Limited	Ownership.....	.0.000	Zurich Insurance Group Ltd.12
							Zurich Internacional de Venezuela, C.A. de							
		.00000					Corretaje de ReasVEN	.OTH	Zurich Versicherungs-Gesellschaft AG	Ownership.....	.100.000	Zurich Insurance Group Ltd.12
										Zurich Insurance Company Ltd, Bermuda				
		.00000	AA-3190185				Zurich International (Bermuda) Ltd.BMJ	.OTH	Branch	Ownership.....	.29.268	Zurich Insurance Group Ltd.12
		.00000	AA-3190185				Zurich International (Bermuda) Ltd.BMJ	.OTH	Zurich Versicherungs-Gesellschaft AG	Ownership.....	.70.732	Zurich Insurance Group Ltd.12
		.00000	AA-1120018				Zurich International (UK) LimitedGBR	.OTH	Zurich Holdings (UK) Limited	Ownership.....	.100.000	Zurich Insurance Group Ltd.12
		.00000					Zurich International Life LimitedGBR	.OTH	Zurich Versicherungs-Gesellschaft AG	Ownership.....	.100.000	Zurich Insurance Group Ltd.12

SCHEDULE Y
PART 1A - DETAIL OF INSURANCE HOLDING COMPANY SYSTEM

1	2	3	4	5	6	7	8	9	10	11	12	13	14	15
Group Code	Group Name	NAIC Company Code	ID Number	Federal RSSD	CIK	Name of Securities Exchange if Publicly Traded (U.S. or International)	Names of Parent, Subsidiaries Or Affiliates	Domi-ciliary Location	Relation-ship to Reporting Entity	Directly Controlled by (Name of Entity/Person)	Type of Control (Ownership, Board, Management, Attorney-in-Fact, Influence, Other)	If Control is Ownership Provide Percentage	Ultimate Controlling Entity(ies)/Person(s)	*
		..00000					Zurich International Services (Luxembourg) S.A.	..LUX	...OTH	Zurich Eurolife S.A.	Ownership	...0.040	Zurich Insurance Group Ltd.	...12
		..00000					Zurich International Services (Luxembourg) S.A.	..LUX	...OTH	Zurich Versicherungs-Gesellschaft AG	Ownership	...99.960	Zurich Insurance Group Ltd.	...12
		..00000					Zurich International Solutions Limited	..GBR	...OTH	Zurich Assurance Ltd	Ownership	...100.000	Zurich Insurance Group Ltd.	...12
		..00000					Zurich Invest AG	..CHE	...OTH	Zurich Versicherungs-Gesellschaft AG	Ownership	...100.000	Zurich Insurance Group Ltd.	...12
		..00000					Zurich Investment Management AG	..CHE	...OTH	Farmers Group, Inc.	Ownership	...80.000	Zurich Insurance Group Ltd.	...11
		..00000					Zurich Investment Management AG	..CHE	...OTH	Zurich Versicherungs-Gesellschaft AG	Ownership	...20.000	Zurich Insurance Group Ltd.	...12
		..00000					Zurich Investment Management Limited	..AUS	...OTH	Zurich Australia Limited	Ownership	...100.000	Zurich Insurance Group Ltd.	...12
		..00000					Zurich Investment Services Limited	..BMU	...OTH	QMSH Limited	Ownership	...100.000	Zurich Insurance Group Ltd.	...12
		..00000					Zurich Investment Services (UK) Limited	..GBR	...OTH	Allied Zurich Holdings Limited	Ownership	...100.000	Zurich Insurance Group Ltd.	...12
		..00000								Chilena Consolidada Seguros de Vida S.A.				
		..00000					Zurich Investments Chile S.A.	..CHL	...OTH		Ownership	...0.001	Zurich Insurance Group Ltd.	...12
		..00000					Zurich Investments Chile S.A.	..CHL	...OTH	Inversiones Suizo Chilena S.A.	Ownership	...99.999	Zurich Insurance Group Ltd.	...12
		..00000								Zurich Insurance Company Ltd - Rappresentanza Generale per l	Ownership	...100.000	Zurich Insurance Group Ltd.	...12
		..00000					Zurich Investments Life S.p.A.	..ITA	...OTH	Zurich Beteiligungs-Aktiengesellschaft (Deutschland)	Ownership	...100.000	Zurich Insurance Group Ltd.	...12
		..00000					Zurich Kunden Center GmbH	..DEU	...OTH		Ownership	...100.000	Zurich Insurance Group Ltd.	...12
		..00000					Zurich JVCompany Servicios Mexico, S.A. DE C.V.	..MEX	...OTH	Zurich Vida, Compania de Seguros, S.A.	Ownership	...0.002	Zurich Insurance Group Ltd.	...12
		..00000					Zurich JVCompany Servicios Mexico, S.A. DE C.V.	..MEX	...OTH		Ownership	...99.998	Zurich Insurance Group Ltd.	...12
		..00000	26-0530367				Zurich Latin America Corporation	..FL	...OTH	The Zurich Services Corporation	Ownership	...100.000	Zurich Insurance Group Ltd.	...12
		..00000					Zurich Latin America Holding S.L. - Sociedad Unipersonal	..ESP	...OTH	Zurich Lebensversicherungs-Gesellschaft AG	Ownership	...100.000	Zurich Insurance Group Ltd.	...12
		..00000					Zurich Latin American Services S.A.	..ARG	...OTH	Inversiones Suizo-Argentina S.A.	Ownership	...6.320	Zurich Insurance Group Ltd.	...12
		..00000					Zurich Latin American Services S.A.	..ARG	...OTH	Zurich Versicherungs-Gesellschaft AG	Ownership	...93.680	Zurich Insurance Group Ltd.	...12
		..00000					Zurich Lebensversicherungs-Gesellschaft AG							
		..00000						..CHE	...OTH	Zurich Versicherungs-Gesellschaft AG	Ownership	...100.000	Zurich Insurance Group Ltd.	...12
		..00000					Zurich Leisure Services Limited	..GBR	...OTH	Allied Dunbar Assurance plc	Ownership	...100.000	Zurich Insurance Group Ltd.	...12
		..00000					Zurich Life Assurance plc	..JRL	...OTH	Zurich Holding Ireland Limited	Ownership	...100.000	Zurich Insurance Group Ltd.	...12
		..00000					Zurich Life Insurance Company Ltd., Representative office Buenos Aires	..ARG	...OTH	Zurich Lebensversicherungs-Gesellschaft AG	Ownership	...100.000	Zurich Insurance Group Ltd.	...12
		..00000					Zurich Life Insurance (Singapore) Pte Ltd	..SGP	...OTH	Zurich Versicherungs-Gesellschaft AG	Ownership	...100.000	Zurich Insurance Group Ltd.	...12
		..00000								Zurich Insurance Company South Africa Limited	Ownership	...100.000	Zurich Insurance Group Ltd.	...12
		..00000					Zurich Life SA Ltd	..ZAF	...OTH		Ownership	...100.000	Zurich Insurance Group Ltd.	...12
		..00000					Zurich Management Services Limited	..GBR	...OTH	Zurich Holdings (UK) Limited	Ownership	...100.000	Zurich Insurance Group Ltd.	...12
		..00000					Zurich Minas Brasil Seguros S.A.	..BRA	...OTH	Zurich Versicherungs-Gesellschaft AG	Ownership	...100.000	Zurich Insurance Group Ltd.	...12
		..00000					Zurich Pension Trustees Ireland Limited	..JRL	...OTH	Zurich Insurance plc	Ownership	...50.000	Zurich Insurance Group Ltd.	...12
		..00000					Zurich Pension Trustees Ireland Limited	..JRL	...OTH	Zurich Trustee Services Limited	Ownership	...50.000	Zurich Insurance Group Ltd.	...12
		..00000					Zurich Pension Trustees Limited	..GBR	...OTH	Zurich Assurance Ltd	Ownership	...100.000	Zurich Insurance Group Ltd.	...12
		..00000					Zurich Pensions Management Limited	..GBR	...OTH	Allied Dunbar Assurance plc	Ownership	...100.000	Zurich Insurance Group Ltd.	...12
		..00000								Zurich Lebensversicherungs-Gesellschaft AG				
		..00000					Zurich Pensionskassen-Beratung AG	..CHE	...OTH		Ownership	...100.000	Zurich Insurance Group Ltd.	...12
		..00000					Zurich Professional Limited	..GBR	...OTH	Zurich Holdings (UK) Limited	Ownership	...100.000	Zurich Insurance Group Ltd.	...12
		..00000					Zurich Project Finance (UK) Limited	..GBR	...OTH	Zurich Versicherungs-Gesellschaft AG	Ownership	...100.000	Zurich Insurance Group Ltd.	...12
		..00000					Zurich Properties Pty Limited	..AUS	...OTH	Zurich Australia Limited	Ownership	...40.001	Zurich Insurance Group Ltd.	...12
		..00000					Zurich Properties Pty Limited	..AUS	...OTH	Zurich Australian Insurance Limited	Ownership	...59.999	Zurich Insurance Group Ltd.	...12
		..00000					Zurich Property Services Malaysia Sdn Bhd	..MYS	...OTH	Zurich Versicherungs-Gesellschaft AG	Ownership	...100.000	Zurich Insurance Group Ltd.	...12
		..00000	30-0165071				Zurich Realty, Inc.	..MD	...OTH	The Zurich Services Corporation	Ownership	...100.000	Zurich Insurance Group Ltd.	...12

SCHEDULE Y
PART 1A - DETAIL OF INSURANCE HOLDING COMPANY SYSTEM

1	2	3	4	5	6	7	8	9	10	11	12	13	14	15
Group Code	Group Name	NAIC Company Code	ID Number	Federal RSSD	CIK	Name of Securities Exchange if Publicly Traded (U.S. or International)	Names of Parent, Subsidiaries Or Affiliates	Domi-ciliary Location	Relation-ship to Reporting Entity	Directly Controlled by (Name of Entity/Person)	Type of Control (Ownership, Board, Management, Attorney-in-Fact, Influence, Other)	If Control is Ownership Provide Percentage	Ultimate Controlling Entity(ies)/Person(s)	*
		..00000					Zurich Rechtsschutz-Schadenservice GmbH	..DEU	...OTH	Zurich Beteiligungs-Aktiengesellschaft (Deutschland)	Ownership	..100.000	Zurich Insurance Group Ltd.	...12
		..00000					Zurich Reliable Insurance Limited	..RUS	...OTH	Zurich Versicherungs-Gesellschaft AG	Ownership	..99.900	Zurich Insurance Group Ltd.	...12
		..00000					Zurich Reliable Insurance Limited	..RUS	...OTH	Zurich Versicherungs-Aktiengesellschaft	Ownership	..0.100	Zurich Insurance Group Ltd.	...12
		..00000					Zurich Resseguradora Brasil S.A.	..BRA	...OTH	Zurich Versicherungs-Gesellschaft AG	Ownership	..100.000	Zurich Insurance Group Ltd.	...12
										Zurich Lebensversicherungs-Gesellschaft AG	Ownership	..0.000	Zurich Insurance Group Ltd.	...12
		..00000					Zurich Resseguradora Brasil S.A.	..BRA	...OTH		Ownership	..0.000	Zurich Insurance Group Ltd.	...12
		..00000					Zurich Risk Consulting RU	..RUS	...OTH	Zurich Reliable Insurance	Ownership	..100.000	Zurich Insurance Group Ltd.	...12
										Zurich Insurance Company South Africa Limited	Ownership	..99.990	Zurich Insurance Group Ltd.	...12
		..00000					Zurich Risk Financing SA Limited	..ZAF	...OTH		Ownership	..99.990	Zurich Insurance Group Ltd.	...12
		..00000					Zurich Risk Management Services (India) Private Limited	..IND	...OTH	Zurich International (Bermuda) Ltd.	Ownership	..1.000	Zurich Insurance Group Ltd.	...12
		..00000					Zurich Risk Management Services (India) Private Limited	..IND	...OTH	Zurich Versicherungs-Gesellschaft AG	Ownership	..99.000	Zurich Insurance Group Ltd.	...12
		..00000					Zurich Risk Services Asia Pacific Sdn Bhd	..MYS	...OTH	Zurich Management Services Limited	Ownership	..100.000	Zurich Insurance Group Ltd.	...12
		..00000					Zurich Roadside Assistance Malaysia Sdn Bhd	..MYS	...OTH	Zurich Versicherungs-Gesellschaft AG	Ownership	..100.000	Zurich Insurance Group Ltd.	...12
		..00000					Zurich Ruckversicherungs-Gesellschaft AG	..CHE	...OTH	Zurich Versicherungs-Gesellschaft AG	Ownership	..100.000	Zurich Insurance Group Ltd.	...12
		..00000					Zurich Sacramento, Inc.	..CA	...OTH	JFS/ZSF 1998, L.P.	Ownership	..100.000	Zurich Insurance Group Ltd.	...12
		..00000					Zurich Santander Brasil Seguros e Previdência S.A.	..BRA	...OTH	Zurich Latin America Holding S.L. – Sociedad Unipersonal	Ownership	..0.220	Zurich Insurance Group Ltd.	...12
		..00000					Zurich Santander Brasil Seguros e Previdência S.A.	..BRA	...OTH	Zurich Santander Holding (Spain), S.L.	Ownership	..99.568	Zurich Insurance Group Ltd.	...12
		..00000								Zurich Santander Brasil Seguros e Previdência S.A.	Ownership	..100.000	Zurich Insurance Group Ltd.	...12
		..00000					Zurich Santander Brasil Seguros S.A.	..BRA	...OTH	Zurich Santander Insurance America, S.L.	Ownership	..100.000	Zurich Insurance Group Ltd.	...12
		..00000					Zurich Santander Holding (Spain), S.L.	..ESP	...OTH	Zurich Santander Insurance America, S.L.	Ownership	..100.000	Zurich Insurance Group Ltd.	...12
		..00000					Zurich Santander Holding Dos (Spain), S.L.	..ESP	...OTH		Ownership	..100.000	Zurich Insurance Group Ltd.	...12
		..00000								Zurich Latin America Holding S.L. – Sociedad Unipersonal	Ownership	..51.000	Zurich Insurance Group Ltd.	...12
		..00000					Zurich Santander Insurance America, S.L.	..ESP	...OTH	Zurich Santander Insurance America, S.L.	Ownership	..96.000	Zurich Insurance Group Ltd.	...12
		..00000					Zurich Santander Seguros Argentina S.A.	..ARG	...OTH	Inversiones ZS America SpA	Ownership	..4.000	Zurich Insurance Group Ltd.	...12
		..00000					Zurich Santander Seguros Argentina S.A.	..ARG	...OTH		Ownership	..99.782	Zurich Insurance Group Ltd.	...12
		..00000					Zurich Santander Seguros de Vida Chile S.A.	..CHL	...OTH	Inversiones ZS America Dos Limitada	Ownership	..0.218	Zurich Insurance Group Ltd.	...12
		..00000					Zurich Santander Seguros de Vida Chile S.A.	..CHL	...OTH	Inversiones ZS America SpA	Ownership	..99.505	Zurich Insurance Group Ltd.	...12
		..00000					Zurich Santander Seguros Generales Chile S.A.	..CHL	...OTH		Ownership	..0.495	Zurich Insurance Group Ltd.	...12
		..00000					Zurich Santander Seguros Generales Chile S.A.	..CHL	...OTH	Inversiones ZS America SpA	Ownership	..0.001	Zurich Insurance Group Ltd.	...12
		..00000					Zurich Santander Seguros Mexico, S.A.	..MEX	...OTH	Zurich Santander Insurance America, S.L.	Ownership	..99.999	Zurich Insurance Group Ltd.	...12
		..00000					Zurich Santander Seguros Mexico, S.A.	..MEX	...OTH		Ownership	..100.000	Zurich Insurance Group Ltd.	...12
		..00000	AA-2990865				Zurich (Scotland) Limited Partnership	..GBR	...OTH	Zurich General Partner (Scotland) Ltd	Ownership	..69.208	Zurich Insurance Group Ltd.	...12
		..00000					Zurich Seguros, S.A.	..VEN	...OTH	Cursud N.V.	Ownership	..100.000	Zurich Insurance Group Ltd.	...12
		..00000								Zurich Beteiligungs-Aktiengesellschaft (Deutschland)	Ownership	..100.000	Zurich Insurance Group Ltd.	...12
		..00000					Zurich Service GmbH	..DEU	...OTH	Zurich Versicherungs-Aktiengesellschaft	Ownership	..100.000	Zurich Insurance Group Ltd.	...12
		..00000					Zurich Service GmbH	..DEU	...OTH		Ownership	..100.000	Zurich Insurance Group Ltd.	...12

ANNUAL STATEMENT FOR THE YEAR 2015 OF THE Bristol West Insurance Company

SCHEDULE Y
PART 1A - DETAIL OF INSURANCE HOLDING COMPANY SYSTEM

1	2	3	4	5	6	7	8	9	10	11	12	13	14	15
Group Code	Group Name	NAIC Company Code	ID Number	Federal RSSD	CIK	Name of Securities Exchange if Publicly Traded (U.S. or International)	Names of Parent, Subsidiaries Or Affiliates	Domi-ciliary Loca-tion	Relation-ship to Reporting Entity	Directly Controlled by (Name of Entity/Person)	Type of Control (Ownership, Board, Management, Attorney-in-Fact, Influence, Other)	If Control is Ownership Provide Percentage	Ultimate Controlling Entity(ies)/Person(s)	*
		..00000					Zurich Services (Hong Kong) LimitedHKG.....	..OTH.....	Swiss Insurance Management (Hong Kong) Limited	Ownership.....	..0.003	Zurich Insurance Group Ltd.12
		..00000					Zurich Services (Hong Kong) LimitedHKG.....	..OTH.....	Zurich Insurance Holdings (Hong Kong) Limited	Ownership.....	..99.997	Zurich Insurance Group Ltd.12
		..00000					Zurich Services A.I.E.ESP.....	..OTH.....	AIDE Asistencia Seguros y Reaseguros, S.A. – Sociedad Uniper	Ownership.....	..0.000	Zurich Insurance Group Ltd.12
		..00000					Zurich Services A.I.E.ESP.....	..OTH.....	Bansabadell Pensiones, E.G.F.P, S.A.	Ownership.....	..0.000	Zurich Insurance Group Ltd.12
		..00000					Zurich Services A.I.E.ESP.....	..OTH.....	Bansabadell Seguros Generales, S.A. de Seguros y Reaseguros	Ownership.....	..0.000	Zurich Insurance Group Ltd.12
		..00000					Zurich Services A.I.E.ESP.....	..OTH.....	Bansabadell Vida S.A. de Seguros y Reaseguros	Ownership.....	..0.000	Zurich Insurance Group Ltd.12
		..00000					Zurich Services A.I.E.ESP.....	..OTH.....	Zurich Insurance plc, Sucursal en Espana	Ownership.....	..97.184	Zurich Insurance Group Ltd.12
		..00000					Zurich Services A.I.E.ESP.....	..OTH.....	Zurich Vida, Compania de Seguros y Reaseguros, S.A. – Socied	Ownership.....	..2.816	Zurich Insurance Group Ltd.12
		..00000	35-2546417				Zurich Services US. LLCDE.....	..OTH.....	Farmers Group, Inc.	Ownership.....	..50.000	Zurich Insurance Group Ltd.12
		..00000	35-2546417				Zurich Services US. LLCDE.....	..OTH.....	Zurich Holding Company of America, Inc.	Ownership.....	..50.000	Zurich Insurance Group Ltd.12
		..00000					Zurich Servicios de Mexico, S.A. de C.V.MEX.....	..OTH.....	Zurich Vida, Compania de Seguros, S.A.	Ownership.....	..90.000	Zurich Insurance Group Ltd.12
		..00000					Zurich Servicios de Mexico, S.A. de C.V.MEX.....	..OTH.....	Zurich, Compania de Seguros, S.A.	Ownership.....	..10.000	Zurich Insurance Group Ltd.12
		..00000					Zurich Shared Services Ireland LimitedIRL.....	..OTH.....	Zurich Holding Ireland Limited	Ownership.....	..100.000	Zurich Insurance Group Ltd.12
		..00000					Zurich Shared Services S.A.CHL.....	..OTH.....	Inversiones Suizo Chilena S.A.	Ownership.....	..99.987	Zurich Insurance Group Ltd.12
		..00000					Zurich Shared Services S.A.CHL.....	..OTH.....	Zurich Investments Chile S.A.	Ownership.....	..0.013	Zurich Insurance Group Ltd.12
		..00000					Zurich Sigorta A.S.TUR.....	..OTH.....	Zurich Versicherungs-Gesellschaft AG	Ownership.....	..100.000	Zurich Insurance Group Ltd.12
		..00000					Zurich South America Invest ABSWE.....	..OTH.....	Zurich Versicherungs-Gesellschaft AG	Ownership.....	..100.000	Zurich Insurance Group Ltd.12
		..00000	AA-1120001				Zurich Specialties London LimitedGBR.....	..OTH.....	Zurich Holdings (UK) Limited	Ownership.....	..100.000	Zurich Insurance Group Ltd.12
		..00000					Zurich Structured Finance, Inc.DE.....	..OTH.....	Centre Financial Services Holdings Limited	Ownership.....	..100.000	Zurich Insurance Group Ltd.12
		..00000					Zurich Technical and Consulting Services (Beijing) Co. Ltd.CHN.....	..OTH.....	Zurich Insurance Holdings (Hong Kong) Limited	Ownership.....	..100.000	Zurich Insurance Group Ltd.12
		..00000					Zurich Technology Malaysia Sdn BhdMYS.....	..OTH.....	Zurich Technology Services Malaysia Sdn Bhd	Ownership.....	..100.000	Zurich Insurance Group Ltd.12
		..00000					Zurich Technology Services Malaysia Sdn BhdMYS.....	..OTH.....	Zurich Versicherungs-Gesellschaft AG	Ownership.....	..100.000	Zurich Insurance Group Ltd.12
		..00000					Zurich Training and Development Services LimitedGBR.....	..OTH.....	Allied Dunbar Assurance plc	Ownership.....	..100.000	Zurich Insurance Group Ltd.12
		..00000					Zurich Transitional Services LimitedGBR.....	..OTH.....	Zurich Holdings (UK) Limited	Ownership.....	..100.000	Zurich Insurance Group Ltd.12
		..00000					Zurich Treasury Services LimitedIRL.....	..OTH.....	Zurich Financial Services EUB Holdings Limited	Ownership.....	..100.000	Zurich Insurance Group Ltd.12
		..00000					Zurich Trustee Company (UK) LimitedGBR.....	..OTH.....	Allied Dunbar Assurance plc	Ownership.....	..100.000	Zurich Insurance Group Ltd.12
		..00000					Zurich Trustee Services LimitedIRL.....	..OTH.....	Zurich Life Assurance plc	Ownership.....	..100.000	Zurich Insurance Group Ltd.12
		..00000					Zurich UK General Employee Services LimitedGBR.....	..OTH.....	Zurich UK General Services Limited	Ownership.....	..100.000	Zurich Insurance Group Ltd.12
		..00000					Zurich UK General Services LimitedGBR.....	..OTH.....	Zurich Holdings (UK) Limited	Ownership.....	..100.000	Zurich Insurance Group Ltd.12
		..00000	AA-1220080				Zurich Versicherungs-AktiengesellschaftAUT.....	..OTH.....	Zurich Versicherungs-Gesellschaft AG	Ownership.....	..99.981	Zurich Insurance Group Ltd.9
		..00000	AA-1460190				Zurich Versicherungs-Gesellschaft AGCHE.....	..OTH.....	Zurich Insurance Group Ltd.	Ownership.....	..100.000	Zurich Insurance Group Ltd.10
		..00000	AA-1340017				Zurich Vertriebs GmbHDEU.....	..OTH.....	Zurich Beteiligungs-Aktiengesellschaft (Deutschland)	Ownership.....	..100.000	Zurich Insurance Group Ltd.12
		..00000					Zurich Vida e Previdencia S.A.BRA.....	..OTH.....	Zurich Minas Brasil Seguros S.A,	Ownership.....	..100.000	Zurich Insurance Group Ltd.12
		..00000	AA-1840022				Zurich Vida, Compania de Seguros y Reaseguros, S.A. – SociedESP.....	..OTH.....	Zurich Lebensversicherungs-Gesellschaft AG	Ownership.....	..100.000	Zurich Insurance Group Ltd.12
		..00000	AA-2734111				Zurich Vida, Compania de Seguros, S.A.MEX.....	..OTH.....	Zurich Versicherungs-Gesellschaft AG	Ownership.....	..100.000	Zurich Insurance Group Ltd.12

ANNUAL STATEMENT FOR THE YEAR 2015 OF THE Bristol West Insurance Company

SCHEDULE Y
PART 1A - DETAIL OF INSURANCE HOLDING COMPANY SYSTEM

1	2	3	4	5	6	7	8	9	10	11	12	13	14	15
Group Code	Group Name	NAIC Company Code	ID Number	Federal RSSD	CIK	Name of Securities Exchange if Publicly Traded (U.S. or International)	Names of Parent, Subsidiaries Or Affiliates	Domi-ciliary Loca-tion	Relation-ship to Reporting Entity	Directly Controlled by (Name of Entity/Person)	Type of Control (Ownership, Board, Management, Attorney-in-Fact, Influence, Other)	If Control is Owner-ship Provide Percen-tage	Ultimate Controlling Entity(ies)/Person(s)	*
	00000	36-4453190	Zurich Warranty Solutions, Inc.	IL.....	OTH.....	American Zurich Insurance Company	Ownership.....	..100.000	Zurich Insurance Group Ltd.12
	00000	Zurich Whiteley Investment Trust Limited	GBR.....	OTH.....	Zurich Insurance plc	Ownership.....	..100.000	Zurich Insurance Group Ltd.12
	00000	Zurich Whiteley Trust Limited	GBR.....	OTH.....	Zurich Whiteley Investment Trust Limited	Ownership.....	..100.000	Zurich Insurance Group Ltd.12

Asterisk	Explanation
.....	Note 1: Farmers Insurance Exchange is a California interinsurance exchange owned by its policyholders. Its attorney-in-fact is Farmers Group, Inc, dba Farmers Underwriters Association, which is a subsidiary of Zurich Insurance Group Ltd.
.....	Note 2: Farmers Services, LLC provides services to Farmers Group, Inc, pursuant to a service agreement among its parent, ZFUS Services, LLC, and Farmers Group, Inc, Truck Underwriters Association and Fire Underwriters Association..
.....	Note 3: Farmers Group Inc, as attorney-in-fact for Farmers Insurance Exchange, provides management services to Farmers Texas County Mutual Insurance Company.
.....	Note 4: Fire Insurance Exchange is a California interinsurance exchange owned by its policyholders. Its attorney-in-fact is Fire Underwriters Association, which is a subsidiary of Zurich Insurance Group Ltd.
.....	Note 5: Foremost County Mutual Insurance Company is a Texas County mutual insurance company managed by Foremost Insurance Company Grand Rapids, Michigan.
.....	Note 6: Foremost Lloyds of Texas underwriters are officers and/or directors of Foremost Insurance Company Grand Rapids, Michigan.
.....	Note 7: Truck Insurance Exchange is a California interinsurance exchange owned by its policyholders. Its attorney-in-fact is Truck Underwriters Association, which is a subsidiary of Zurich Insurance Group Ltd.
.....	Note 8: Zurich Insurance Plc operates branches in the following countries: Italy (AA-1364106), Portugal (AA-1820001), Spain (AA-1840150), and United Kingdom (AA-1780059).
.....	Note 9: Zurich Versicherungs-Aktiengesellschaft operates a branch in Germany (AA-1340017)
.....	Note 10: Zurich Versicherungs-Gesellschaft AG also known as Zurich Insurance Company, Ltd operates branches in the following countries: Bermuda (AA-3190825), Canada (AA-1560999), Hong Kong (AA-5324112), Ireland (AA-1780042), Japan (AA-1584115), and Singapore (AA-5760036). It also operates a management entity Alpina International (AA-1460010) in Switzerland.
.....	Note 11: An affiliate entity is the attorney-in-fact of Farmers Insurance Exchange, Fire Insurance Exchange and Truck Insurance Exchange (collectively Exchanges). The reporting entity's relationship to the Exchanges, their subsidiaries, and the affiliates that they manage is classified as OTHER.
.....	Note 12: This company is a subsidiary of Zurich Insurance Group Ltd., and is an affiliate of Farmers Group, Inc.

SCHEDULE Y

PART 2 - SUMMARY OF INSURER'S TRANSACTIONS WITH ANY AFFILIATES

1	2	3	4	5	6	7	8	9	10	11	12	13
NAIC Company Code	ID Number	Names of Insurers and Parent, Subsidiaries or Affiliates	Shareholder Dividends	Capital Contributions	Purchases, Sales or Exchanges of Loans, Securities, Real Estate, Mortgage Loans or Other Investments	Income/ (Disbursements) Incurred in Connection with Guarantees or Undertakings for the Benefit of any Affiliate(s)	Management Agreements and Service Contracts	Income/ (Disbursements) Incurred Under Reinsurance Agreements	*	Any Other Material Activity Not in the Ordinary Course of the Insurer's Business	Totals	Reinsurance Recoverable/ (Payable) on Losses and/or Reserve Credit Taken/(Liability)
25232	22-3398993	21st Century Advantage Insurance Company										38,557,941
44245	13-3551577	21st Century Assurance Insurance Company										58,142,060
10184	22-3337475	21st Century Auto Insurance Company of New Jersey										(442,149)
36404	95-4136306	21st Century Casualty Company										16,119,741
34789	23-2044095	21st Century Centennial Insurance Company										453,521,770
43974	13-1967524	21st Century Indemnity Insurance Company										28,526,933
12963	95-2565072	21st Century Insurance Company										346,730,550
10245	86-0812982	21st Century Insurance Company of the Southwest										192,699
	95-1935264	21st Century Insurance Group	(711,698)								(711,698)	
36587	13-3801089	21st Century National Insurance Company										21,238,975
32220	13-3333609	21st Century North America Insurance Company										80,692,801
23795	02-0226203	21st Century Pacific Insurance Company										18,800,016
10710	13-3922232	21st Century Pinnacle Insurance Company										24,885,000
22225	95-2743473	21st Century Preferred Insurance Company										8,528,725
20796	22-1721971	21st Century Premier Insurance Company										35,679,969
23833	02-0227294	21st Century Security Insurance Company										9,553,849
43761	95-4232263	21st Century Superior Insurance Company										13,680,395
10805	13-3953213	American Pacific Insurance Company, Inc.										827,086
11034	34-1893500	Bristol West Casualty Insurance Company										19,522,198
19658	38-1865162	Bristol West Insurance Company										166,511,431
12774	86-1174452	Bristol West Preferred Insurance Company										43,014,905
10315	95-4528269	Civic Property & Casualty Company					(27,352,475)		*		(27,352,475)	(142,655,722)
25089	33-0246701	Coast National Insurance Company										326,426,035
10318	95-4528266	Exact Property & Casualty Company					(27,352,475)		*		(27,352,475)	(149,258,628)
21598	95-2626387	Farmers Insurance Company of Arizona										473,738,711
21601	95-2626385	Farmers Insurance Company of Idaho					(20,514,356)		*		(20,514,356)	(51,981,536)
21636	95-2655893	Farmers Insurance Company of Oregon					(191,467,322)		*		(191,467,322)	(851,281,329)
21644	95-2655894	Farmers Insurance Company of Washington					(54,704,949)		*		(54,704,949)	56,888,204
21628	48-0609012	Farmers Insurance Company, Inc.					(20,514,356)		*		(20,514,356)	605,490,089
21652	95-2575893	Farmers Insurance Exchange	569,358				(1,415,490,560)	(370,155,546)	*		(1,785,076,748)	(5,833,187,212)
28487	22-2640040	Farmers Insurance Hawaii, Inc.										35,239,858
36889	31-0956373	Farmers Insurance of Columbus Inc.					(27,352,475)		*		(27,352,475)	(66,732,869)
10806	36-4165395	Farmers New Century Insurance Company					(20,514,356)		*		(20,514,356)	(88,844,815)
43699	59-2326047	Farmers Specialty Insurance Company										65,772,800
24392	74-1067657	Farmers Texas County Mutual Insurance Company						155,904,338			155,904,338	1,091,572,988
	77-0530617	FFS Holdings, LLC					(29,113)				(29,113)	
21660	95-6235715	Fire Insurance Exchange	71,170				(205,143,559)	203,109,268	*		(1,963,122)	42,952,235
29254	38-1721730	Foremost County Mutual Insurance Company										191,858,072

SCHEDULE Y










PART 2 - SUMMARY OF INSURER'S TRANSACTIONS WITH ANY AFFILIATES

1	2	3	4	5	6	7	8	9	10	11	12	13
NAIC Company Code	ID Number	Names of Insurers and Parent, Subsidiaries or Affiliates	Shareholder Dividends	Capital Contributions	Purchases, Sales or Exchanges of Loans, Securities, Real Estate, Mortgage Loans or Other Investments	Income/ (Disbursements) Incurred in Connection with Guarantees or Undertakings for the Benefit of any Affiliate(s)	Management Agreements and Service Contracts	Income/ (Disbursements) Incurred Under Reinsurance Agreements	*	Any Other Material Activity Not in the Ordinary Course of the Insurer's Business	Totals	Reinsurance Recoverable/ (Payable) on Losses and/or Reserve Credit Taken/(Liability)
11185	38-1407533	Foremost Insurance Company Grand Rapids, MI		120,000				(208,027,480)			(207,907,480)	1,653,964,575
41688	75-1779175	Foremost Lloyds of Texas		(120,000)							(120,000)	175,254,274
11800	35-1604635	Foremost Property & Casualty Insurance Company										153,253,738
41513	38-2430150	Foremost Signature Insurance Company										169,076,961
21679	36-2661515	Illinois Farmers Insurance Company					(20,514,356)		*		(20,514,356)	413,725,357
21687	95-6016640	Mid Century Insurance Company					(437,639,593)	127,281,729	*		(310,357,864)	502,166,539
28673	74-2448744	Mid Century Insurance Company of Texas										1,067,086
10317	95-4528264	Neighborhood Spirit Property & Casualty Company					(27,352,475)		*		(27,352,475)	(135,616,766)
33120	65-0109120	Security National Insurance Company										191,214,961
21695	94-1663548	Texas Farmers Insurance Company					(27,352,475)		*		(27,352,475)	449,480,434
21709	95-2575892	Truck Insurance Exchange	71,170				(211,981,678)	91,887,691	*		(120,022,817)	690,801,395
		THE FOLLOWING ZURICH INSURANCE GROUP ENTITIES WITHIN NAIC GROUP CODE 0212 HAVE TRANSACTIONS WITH FARMERS INSURANCE GROUP ENTITIES WITHIN NAIC GROUP CODE 0069										
40142	36-3141762	American Zurich Insurance Company										3,857,735
19305	13-6081895	Assurance Company of America										91,640,769
	95-0725935	Farmers Group, Inc.	326,000,000	269,000,000			2,431,277,920				3,026,277,920	
63177	91-0335750	Farmers New World Life Insurance Company	(110,000,000)				(125,883,721)				(235,883,721)	660,642,996
10873	95-4650862	Farmers Reinsurance Company	(216,000,000)	(269,000,000)							(485,000,000)	(168,702,262)
	95-2670247	Fire Underwriters Association					233,043,084				233,043,084	
19356	52-0403120	Maryland Casualty Company										157,849,162
19372	13-5283360	Northern Insurance Company of New York										90,437,394
	95-2670330	Truck Underwriters Association					200,767,164				200,767,164	
70173	43-0824418	Universal Underwriters Life Insurance Company					(870,860)				(870,860)	
90557	36-3050975	Zurich America Life Insurance Company					(3,057,014)				(3,057,014)	
16535	36-4233459	Zurich American Insurance Company										110,486
	AA-1460190	Zurich Insurance Company, Ltd.										(2,190,506,608)
9999999 Control Totals									XXX			

ANNUAL STATEMENT FOR THE YEAR 2015 OF THE Bristol West Insurance Company








SUPPLEMENTAL EXHIBITS AND SCHEDULES INTERROGATORIES

The following supplemental reports are required to be filed as part of your statement filing unless specifically waived by the domiciliary state. However, in the event that your domiciliary state waives the filing requirement, your response of **WAIVED** to the specific interrogatory will be accepted in lieu of filing a "NONE" report and a bar code will be printed below. If the supplement is required of your company but is not being filed for whatever reason enter **SEE EXPLANATION** and provide an explanation following the interrogatory questions.

		Responses
MARCH FILING		
1.	Will an actuarial opinion be filed by March 1?	YES
2.	Will the Supplemental Compensation Exhibit be filed with the state of domicile by March 1?	YES
3.	Will the confidential Risk-based Capital Report be filed with the NAIC by March 1?.....	YES
4.	Will the confidential Risk-based Capital Report be filed with the state of domicile, if required by March 1?.....	YES
APRIL FILING		
5.	Will the Insurance Expense Exhibit be filed with the state of domicile and the NAIC by April 1?	YES
6.	Will Management's Discussion and Analysis be filed by April 1?	YES
7.	Will the Supplemental Investment Risk Interrogatories be filed by April 1?	YES
MAY FILING		
8.	Will this company be included in a combined annual statement which is filed with the NAIC by May 1?	YES
JUNE FILING		
9.	Will an audited financial report be filed by June 1?	YES
10.	Will Accountant's Letter of Qualifications be filed with the state of domicile and electronically with the NAIC by June 1?	YES
AUGUST FILING		
11.	Will Communication of Internal Control Related Matters Noted in Audit be filed with the state of domicile by August 1?	YES
The following supplemental reports are required to be filed as part of your annual statement filing. However, in the event that your company does not transact the type of business for which the special report must be filed, your response of NO to the specific interrogatory will be accepted in lieu of filing a "NONE" report and a bar code will be printed below. If the supplemental is required of your company but is not being filed for whatever reason enter SEE EXPLANATION and provide an explanation following the interrogatory questions.		
MARCH FILING		
12.	Will Schedule SIS (Stockholder Information Supplement) be filed with the state of domicile by March 1?	NO
13.	Will the Financial Guaranty Insurance Exhibit be filed by March 1?.....	NO
14.	Will the Medicare Supplement Insurance Experience Exhibit be filed with the state of domicile and the NAIC by March 1?.....	NO
15.	Will Supplement A to Schedule T (Medical Professional Liability Supplement) be filed by March 1?	NO
16.	Will the Trusteed Surplus Statement be filed with the state of domicile and the NAIC by March 1?	NO
17.	Will the Premiums Attributed to Protected Cells Exhibit be filed by March 1?	NO
18.	Will the Reinsurance Summary Supplemental Filing for General Interrogatory 9 be filed with the state of domicile and the NAIC by March 1?	NO
19.	Will the Medicare Part D Coverage Supplement be filed with the state of domicile and the NAIC by March 1?.....	NO
20.	Will the confidential Actuarial Opinion Summary be filed with the state of domicile, if required, by March 15 (or the date otherwise specified)?.....	YES
21.	Will the Reinsurance Attestation Supplement be filed with the state of domicile and the NAIC by March 1?	YES
22.	Will the Exceptions to the Reinsurance Attestation Supplement be filed with the state of domicile by March 1?	NO
23.	Will the Bail Bond Supplement be filed with the state of domicile and the NAIC by March 1?	NO
24.	Will the Director and Officer Insurance Coverage Supplement be filed with the state of domicile and the NAIC by March 1?	NO
25.	Will an approval from the reporting entity's state of domicile for relief related to the five-year rotation requirement for lead audit partner be filed electronically with the NAIC by March 1?	NO
26.	Will an approval from the reporting entity's state of domicile for relief related to the one-year cooling off period for independent CPA be filed electronically with the NAIC by March 1?	NO
27.	Will an approval from the reporting entity's state of domicile for relief related to the Requirements for Audit Committees be filed electronically with the NAIC by March 1?.....	NO
APRIL FILING		
28.	Will the Credit Insurance Experience Exhibit be filed with the state of domicile and the NAIC by April 1?	NO
29.	Will the Long-term Care Experience Reporting Forms be filed with the state of domicile and the NAIC by April 1?	NO
30.	Will the Accident and Health Policy Experience Exhibit be filed by April 1?	NO
31.	Will the Supplemental Health Care Exhibit (Parts 1, 2 and 3) be filed with the state of domicile and the NAIC by April 1?	NO
32.	Will the regulator only (non-public) Supplemental Health Care Exhibit's Expense Allocation Report be filed with the state of domicile and the NAIC by April 1?	NO
33.	Will the Cybersecurity and Identity Theft Insurance Coverage Supplement be filed with the state of domicile and the NAIC by April 1?	NO
AUGUST FILING		
34.	Will Management's Report of Internal Control Over Financial Reporting be filed with the state of domicile by August 1?	YES
Explanations:		
12.		
13.		
14.		
15.		
16.		
17.		
18.		
19.		
22.		
23.		
24.		
25.		
26.		
27.		
28.		
29.		
30.		
31.		
32.		
33.		
Bar Codes:		
12.	SIS Stockholder Information Supplement [Document Identifier 420]	
13.	Financial Guaranty Insurance Exhibit [Document Identifier 240]	
14.	Medicare Supplement Insurance Experience Exhibit [Document Identifier 360]	
15.	Supplement A to Schedule T [Document Identifier 455]	
16.	Trusteed Surplus Statement [Document Identifier 490]	
17.	Premiums Attributed to Protected Cells [Document Identifier 385]	
18.	Reinsurance Summary Supplemental Filing [Document Identifier 401]	
19.	Medicare Part D Coverage Supplement [Document Identifier 365]	
22.	Exceptions to the Reinsurance Attestation Supplement [Document Identifier 400]	
23.	Bail Bond Supplement [Document Identifier 500]	

ANNUAL STATEMENT FOR THE YEAR 2015 OF THE Bristol West Insurance Company

SUPPLEMENTAL EXHIBITS AND SCHEDULES INTERROGATORIES

24.	Director and Officer Insurance Coverage Supplement [Document Identifier 505]	 <div>196582015505000000</div>
25.	Relief from the five-year rotation requirement for lead audit partner [Document Identifier 224]	 <div>196582015224000000</div>
26.	Relief from the one-year cooling off period for independent CPA [Document Identifier 225]	 <div>196582015225000000</div>
27.	Relief from the Requirements for Audit Committees [Document Identifier 226]	 <div>196582015226000000</div>
28.	Credit Insurance Experience Exhibit [Document Identifier 230]	 <div>196582015230000000</div>
29.	Long-Term Care Experience Reporting Forms [Document Identifier 306]	 <div>196582015306000000</div>
30.	Accident and Health Policy Experience Exhibit [Document Identifier 210]	 <div>196582015210000000</div>
31.	Supplemental Health Care Exhibit (Parts 1, 2 and 3) [Document Identifier 216]	 <div>196582015216000000</div>
32.	Supplemental Health Care Exhibit's Expense Allocation Report [Document Identifier 217]	 <div>196582015217000000</div>
33.	Cybersecurity and Identity Theft Insurance Coverage Supplement [Document Identifier 550]	 <div>196582015550000000</div>

NONE

ANNUAL STATEMENT BLANK

ALPHABETICAL INDEX

Assets	2
Cash Flow	5
Exhibit of Capital Gains (Losses)	12
Exhibit of Net Investment Income	12
Exhibit of Nonadmitted Assets	13
Exhibit of Premiums and Losses (State Page)	19
Five-Year Historical Data	17
General Interrogatories	15
Jurat Page	1
Liabilities, Surplus and Other Funds	3
Notes To Financial Statements	14
Overflow Page For Write-ins	100
Schedule A - Part 1	E01
Schedule A - Part 2	E02
Schedule A - Part 3	E03
Schedule A - Verification Between Years	SI02
Schedule B - Part 1	E04
Schedule B - Part 2	E05
Schedule B - Part 3	E06
Schedule B - Verification Between Years	SI02
Schedule BA - Part 1	E07
Schedule BA - Part 2	E08
Schedule BA - Part 3	E09
Schedule BA - Verification Between Years	SI03
Schedule D - Part 1	E10
Schedule D - Part 1A - Section 1	SI05
Schedule D - Part 1A - Section 2	SI08
Schedule D - Part 2 - Section 1	E11
Schedule D - Part 2 - Section 2	E12
Schedule D - Part 3	E13
Schedule D - Part 4	E14
Schedule D - Part 5	E15
Schedule D - Part 6 - Section 1	E16
Schedule D - Part 6 - Section 2	E16
Schedule D - Summary By Country	SI04
Schedule D - Verification Between Years	SI03
Schedule DA - Part 1	E17
Schedule DA - Verification Between Years	SI10
Schedule DB - Part A - Section 1	E18
Schedule DB - Part A - Section 2	E19
Schedule DB - Part A - Verification Between Years	SI11
Schedule DB - Part B - Section 1	E20
Schedule DB - Part B - Section 2	E21
Schedule DB - Part B - Verification Between Years	SI11
Schedule DB - Part C - Section 1	SI12
Schedule DB - Part C - Section 2	SI13
Schedule DB - Part D - Section 1	E22
Schedule DB - Part D - Section 2	E23
Schedule DB - Verification	SI14
Schedule DL - Part 1	E24
Schedule DL - Part 2	E25
Schedule E - Part 1 - Cash	E26
Schedule E - Part 2 - Cash Equivalents	E27
Schedule E - Part 3 - Special Deposits	E28
Schedule E - Verification Between Years	SI15
Schedule F - Part 1	20
Schedule F - Part 2	21
Schedule F - Part 3	22
Schedule F - Part 4	23
Schedule F - Part 5	24
Schedule F - Part 6 - Section 1	25
Schedule F - Part 6 - Section 2	26
Schedule F - Part 7	27
Schedule F - Part 8	28
Schedule F - Part 9	29

ANNUAL STATEMENT BLANK (Continued)

Schedule H - Accident and Health Exhibit - Part 1	30
Schedule H - Part 2, Part 3 and 4	31
Schedule H - Part 5 - Health Claims	32
Schedule P - Part 1 - Summary	33
Schedule P - Part 1A - Homeowners/Farmowners	35
Schedule P - Part 1B - Private Passenger Auto Liability/Medical	36
Schedule P - Part 1C - Commercial Auto/Truck Liability/Medical	37
Schedule P - Part 1D - Workers' Compensation (Excluding Excess Workers' Compensation)	38
Schedule P - Part 1E - Commercial Multiple Peril	39
Schedule P - Part 1F - Section 1 - Medical Professional Liability - Occurrence	40
Schedule P - Part 1F - Section 2 - Medical Professional Liability - Claims-Made	41
Schedule P - Part 1G - Special Liability (Ocean, Marine, Aircraft (All Perils), Boiler and Machinery)	42
Schedule P - Part 1H - Section 1 - Other Liability-Occurrence	43
Schedule P - Part 1H - Section 2 - Other Liability - Claims-Made	44
Schedule P - Part 1I - Special Property (Fire, Allied Lines, Inland Marine, Earthquake, Burglary & Theft)	45
Schedule P - Part 1J - Auto Physical Damage	46
Schedule P - Part 1K - Fidelity/Surety	47
Schedule P - Part 1L - Other (Including Credit, Accident and Health)	48
Schedule P - Part 1M - International	49
Schedule P - Part 1N - Reinsurance - Nonproportional Assumed Property	50
Schedule P - Part 1O - Reinsurance - Nonproportional Assumed Liability	51
Schedule P - Part 1P - Reinsurance - Nonproportional Assumed Financial Lines	52
Schedule P - Part 1R - Section 1 - Products Liability - Occurrence	53
Schedule P - Part 1R - Section 2 - Products Liability - Claims-Made	54
Schedule P - Part 1S - Financial Guaranty/Mortgage Guaranty	55
Schedule P - Part 1T - Warranty	56
Schedule P - Part 2, Part 3 and Part 4 - Summary	34
Schedule P - Part 2A - Homeowners/Farmowners	57
Schedule P - Part 2B - Private Passenger Auto Liability/Medical	57
Schedule P - Part 2C - Commercial Auto/Truck Liability/Medical	57
Schedule P - Part 2D - Workers' Compensation (Excluding Excess Workers' Compensation)	57
Schedule P - Part 2E - Commercial Multiple Peril	57
Schedule P - Part 2F - Section 1 - Medical Professional Liability - Occurrence	58
Schedule P - Part 2F - Section 2 - Medical Professional Liability - Claims-Made	58
Schedule P - Part 2G - Special Liability (Ocean Marine, Aircraft (All Perils), Boiler and Machinery)	58
Schedule P - Part 2H - Section 1 - Other Liability - Occurrence	58
Schedule P - Part 2H - Section 2 - Other Liability - Claims-Made	58
Schedule P - Part 2I - Special Property (Fire, Allied Lines, Inland Marine, Earthquake, Burglary, and Theft)	59
Schedule P - Part 2J - Auto Physical Damage	59
Schedule P - Part 2K - Fidelity, Surety	59
Schedule P - Part 2L - Other (Including Credit, Accident and Health)	59
Schedule P - Part 2M - International	59
Schedule P - Part 2N - Reinsurance - Nonproportional Assumed Property	60
Schedule P - Part 2O - Reinsurance - Nonproportional Assumed Liability	60
Schedule P - Part 2P - Reinsurance - Nonproportional Assumed Financial Lines	60
Schedule P - Part 2R - Section 1 - Products Liability - Occurrence	61
Schedule P - Part 2R - Section 2 - Products Liability - Claims-Made	61
Schedule P - Part 2S - Financial Guaranty/Mortgage Guaranty	61
Schedule P - Part 2T - Warranty	61
Schedule P - Part 3A - Homeowners/Farmowners	62
Schedule P - Part 3B - Private Passenger Auto Liability/Medical	62
Schedule P - Part 3C - Commercial Auto/Truck Liability/Medical	62
Schedule P - Part 3D - Workers' Compensation (Excluding Excess Workers' Compensation)	62
Schedule P - Part 3E - Commercial Multiple Peril	62
Schedule P - Part 3F - Section 1 - Medical Professional Liability - Occurrence	63
Schedule P - Part 3F - Section 2 - Medical Professional Liability - Claims-Made	63
Schedule P - Part 3G - Special Liability (Ocean Marine, Aircraft (All Perils), Boiler and Machinery)	63
Schedule P - Part 3H - Section 1 - Other Liability - Occurrence	63
Schedule P - Part 3H - Section 2 - Other Liability - Claims-Made	63
Schedule P - Part 3I - Special Property (Fire, Allied Lines, Inland Marine, Earthquake, Burglary, and Theft)	64
Schedule P - Part 3J - Auto Physical Damage	64
Schedule P - Part 3K - Fidelity/Surety	64
Schedule P - Part 3L - Other (Including Credit, Accident and Health)	64
Schedule P - Part 3M - International	64
Schedule P - Part 3N - Reinsurance - Nonproportional Assumed Property	65
Schedule P - Part 3O - Reinsurance - Nonproportional Assumed Liability	65
Schedule P - Part 3P - Reinsurance - Nonproportional Assumed Financial Lines	65
Schedule P - Part 3R - Section 1 - Products Liability - Occurrence	66
Schedule P - Part 3R - Section 2 - Products Liability - Claims-Made	66
Schedule P - Part 3S - Financial Guaranty/Mortgage Guaranty	66
Schedule P - Part 3T - Warranty	66

ANNUAL STATEMENT BLANK (Continued)

Schedule P - Part 4A - Homeowners/Farmowners	67
Schedule P - Part 4B - Private Passenger Auto Liability/Medical	67
Schedule P - Part 4C - Commercial Auto/Truck Liability/Medical	67
Schedule P - Part 4D - Workers' Compensation (Excluding Excess Workers' Compensation)	67
Schedule P - Part 4E - Commercial Multiple Peril	67
Schedule P - Part 4F - Section 1 - Medical Professional Liability - Occurrence	68
Schedule P - Part 4F - Section 2 - Medical Professional Liability - Claims-Made	68
Schedule P - Part 4G - Special Liability (Ocean Marine, Aircraft (All Perils), Boiler and Machinery)	68
Schedule P - Part 4H - Section 1 - Other Liability - Occurrence	68
Schedule P - Part 4H - Section 2 - Other Liability - Claims-Made	68
Schedule P - Part 4I - Special Property (Fire, Allied Lines, Inland Marine, Earthquake, Burglary and Theft)	69
Schedule P - Part 4J - Auto Physical Damage	69
Schedule P - Part 4K - Fidelity/Surety	69
Schedule P - Part 4L - Other (Including Credit, Accident and Health)	69
Schedule P - Part 4M - International	69
Schedule P - Part 4N - Reinsurance - Nonproportional Assumed Property	70
Schedule P - Part 4O - Reinsurance - Nonproportional Assumed Liability	70
Schedule P - Part 4P - Reinsurance - Nonproportional Assumed Financial Lines	70
Schedule P - Part 4R - Section 1 - Products Liability - Occurrence	71
Schedule P - Part 4R - Section 2 - Products Liability - Claims-Made	71
Schedule P - Part 4S - Financial Guaranty/Mortgage Guaranty	71
Schedule P - Part 4T - Warranty	71
Schedule P - Part 5A - Homeowners/Farmowners	72
Schedule P - Part 5B - Private Passenger Auto Liability/Medical	73
Schedule P - Part 5C - Commercial Auto/Truck Liability/Medical	74
Schedule P - Part 5D - Workers' Compensation (Excluding Excess Workers' Compensation)	75
Schedule P - Part 5E - Commercial Multiple Peril	76
Schedule P - Part 5F - Medical Professional Liability - Claims-Made	78
Schedule P - Part 5F - Medical Professional Liability - Occurrence	77
Schedule P - Part 5H - Other Liability - Claims-Made	80
Schedule P - Part 5H - Other Liability - Occurrence	79
Schedule P - Part 5R - Products Liability - Claims-Made	82
Schedule P - Part 5R - Products Liability - Occurrence	81
Schedule P - Part 5T - Warranty	83
Schedule P - Part 6C - Commercial Auto/Truck Liability/Medical	84
Schedule P - Part 6D - Workers' Compensation (Excluding Excess Workers' Compensation)	84
Schedule P - Part 6E - Commercial Multiple Peril	85
Schedule P - Part 6H - Other Liability - Claims-Made	86
Schedule P - Part 6H - Other Liability - Occurrence	85
Schedule P - Part 6M - International	86
Schedule P - Part 6N - Reinsurance - Nonproportional Assumed Property	87
Schedule P - Part 6O - Reinsurance - Nonproportional Assumed Liability	87
Schedule P - Part 6R - Products Liability - Claims-Made	88
Schedule P - Part 6R - Products Liability - Occurrence	88
Schedule P - Part 7A - Primary Loss Sensitive Contracts	89
Schedule P - Part 7B - Reinsurance Loss Sensitive Contracts	91
Schedule P Interrogatories	93
Schedule T - Exhibit of Premiums Written	94
Schedule T - Part 2 - Interstate Compact	95
Schedule Y - Information Concerning Activities of Insurer Members of a Holding Company Group	96
Schedule Y - Part 1A - Detail of Insurance Holding Company System	97
Schedule Y - Part 2 - Summary of Insurer's Transactions With Any Affiliates	98
Statement of Income	4
Summary Investment Schedule	SI01
Supplemental Exhibits and Schedules Interrogatories	99
Underwriting and Investment Exhibit Part 1	6
Underwriting and Investment Exhibit Part 1A	7
Underwriting and Investment Exhibit Part 1B	8
Underwriting and Investment Exhibit Part 2	9
Underwriting and Investment Exhibit Part 2A	10
Underwriting and Investment Exhibit Part 3	11