



HEALTH ANNUAL STATEMENT
FOR THE YEAR ENDED DECEMBER 31, 2015
OF THE CONDITION AND AFFAIRS OF THE
UnitedHealthcare Community Plan of Ohio, Inc.

NAIC Group Code07070707NAIC Company Code12323Employer's ID Number56-2451429
(Current)(Prior)

Organized under the Laws ofOhio, State of Domicile or Port of EntryOhio

Country of DomicileUnited States of America

Licensed as business type:Health Maintenance Organization

Is HMO Federally Qualified? Yes [] No [X]

Incorporated/Organized03/29/2004Commenced Business10/01/2005

Statutory Home Office9200 Worthington Road OH020-1000Westerville , OH, US 43082
(Street and Number)(City or Town, State, Country and Zip Code)

Main Administrative Office9700 Health Care Lane MN017-E900
(Street and Number)
Minnetonka , MN, US 55343952-979-6171
(City or Town, State, Country and Zip Code)(Area Code) (Telephone Number)

Mail Address9700 Health Care Lane MN017-E900Minnetonka , MN, US 55343
(Street and Number or P.O. Box)(City or Town, State, Country and Zip Code)

Primary Location of Books and Records9700 Health Care Lane MN017-E900
(Street and Number)
Minnetonka , MN, US 55343952-979-6171
(City or Town, State, Country and Zip Code)(Area Code) (Telephone Number)

Internet Website Addresswww.uhccommunityplan.com

Statutory Statement ContactRachel Ivelisse Ramos410-949-2244
(Name)(Area Code) (Telephone Number)
rachel_ramos@uhc.com443-524-8961
(E-mail Address)(FAX Number)

OFFICERS

PresidentTracy Lynn DavidsonTreasurerRobert Worth Oberrender

SecretaryChristina Regina Palme-KrizakChief Financial OfficerDale Ray Moore

OTHER

Nyle Brent Cottingham, # Vice President

Michelle Marie Huntley, Assistant Secretary

DIRECTORS OR TRUSTEES

Richard Gordon Dunlop

Joseph Gilbert Gaudio

Yasmine Herminia Winkler #

State ofCounty of

State ofCounty of

State ofCounty of

The officers of this reporting entity being duly sworn, each depose and say that they are the described officers of said reporting entity, and that on the reporting period stated above, all of the herein described assets were the absolute property of the said reporting entity, free and clear from any liens or claims thereon, except as herein stated, and that this statement, together with related exhibits, schedules and explanations therein contained, annexed or referred to, is a full and true statement of all the assets and liabilities and of the condition and affairs of the said reporting entity as of the reporting period stated above, and of its income and deductions therefrom for the period ended, and have been completed in accordance with the NAIC Annual Statement Instructions and Accounting Practices and Procedures manual except to the extent that: (1) state law may differ; or, (2) that state rules or regulations require differences in reporting not related to accounting practices and procedures, according to the best of their information, knowledge and belief, respectively. Furthermore, the scope of this attestation by the described officers also includes the related corresponding electronic filing with the NAIC, when required, that is an exact copy (except for formatting differences due to electronic filing) of the enclosed statement. The electronic filing may be requested by various regulators in lieu of or in addition to the enclosed statement.

Tracy Lynn DavidsonPresident

Christina Regina Palme-KrizakSecretary

Dale Ray MooreChief Financial Officer

Subscribed and sworn to before me thisday of

Subscribed and sworn to before me thisday of

Subscribed and sworn to before me thisday of

- a. Is this an original filing?..... Yes [X] No []
- b. If no,

1. State the amendment number.....

2. Date filed.....

3. Number of pages attached.....

ANNUAL STATEMENT FOR THE YEAR 2015 OF THE UnitedHealthcare Community Plan of Ohio, Inc.

EXHIBIT 2 - ACCIDENT AND HEALTH PREMIUMS DUE AND UNPAID

[illegible]

EXHIBIT 3 - HEALTH CARE RECEIVABLES

1 Name of Debtor	2 1 - 30 Days	3 31 - 60 Days	4 61 - 90 Days	5 Over 90 Days	6 Nonadmitted	7 Admitted
Optum Rx, Inc.	11,600,206	174,081	169,401	1,461,911	1,541,218	11,864,381
0199998. Aggregate Pharmaceutical Rebate Receivables Not Individually Listed	0	0	0	0	0	0
0199999. Total Pharmaceutical Rebate Receivables	11,600,206	174,081	169,401	1,461,911	1,541,218	11,864,381
0299998. Aggregate Claim Overpayment Receivables Not Individually Listed	1,343,715	965,062	512,979	969,450	3,307,010	484,197
0299999. Total Claim Overpayment Receivables	1,343,715	965,062	512,979	969,450	3,307,010	484,197
0399998. Aggregate Loans and Advances to Providers Not Individually Listed	0	0	0	0	0	0
0399999. Total Loans and Advances to Providers	0	0	0	0	0	0
0499998. Aggregate Capitation Arrangement Receivables Not Individually Listed	0	0	0	0	0	0
0499999. Total Capitation Arrangement Receivables	0	0	0	0	0	0
0599998. Aggregate Risk Sharing Receivables Not Individually Listed	0	0	0	0	0	0
0599999. Total Risk Sharing Receivables	0	0	0	0	0	0
Ohio Department of Jobs and Family Services - Partners for Kids Program	3,286,647	0	0	0	0	3,286,647
Ohio Department of Jobs and Family Services - Pay for Performance Program	419,711	419,711	419,711	4,191,028	0	5,450,160
0699998. Aggregate Other Receivables Not Individually Listed	0	0	0	0	0	0
0699999. Total Other Receivables	3,706,358	419,711	419,711	4,191,028	0	8,736,807
.....						
.....						
.....						
.....						
.....						
0799999 Gross health care receivables	16,650,279	1,558,854	1,102,091	6,622,389	4,848,228	21,085,385

EXHIBIT 3A - ANALYSIS OF HEALTH CARE RECEIVABLES COLLECTED AND ACCRUED

Type of Health Care Receivable	Health Care Receivables Collected During the Year		Health Care Receivables Accrued as of December 31 of Current Year		5	6
	1 On Amounts Accrued Prior to January 1 of Current Year	2 On Amounts Accrued During the Year	3 On Amounts Accrued December 31 of Prior Year	4 On Amounts Accrued During the Year	Health Care Receivables in Prior Years (Columns 1 + 3)	Estimated Health Care Receivables Accrued as of December 31 of Prior Year
1. Pharmaceutical rebate receivables	6,901,740	19,131,913	62,156	13,343,442	6,963,896	7,398,858
2. Claim overpayment receivables	1,051,301	84,002,552	1,560,133	2,231,075	2,611,434	2,845,600
3. Loans and advances to providers	0	0	0	0	0	0
4. Capitation arrangement receivables	0	0	0	0	0	0
5. Risk sharing receivables	0	0	0	0	0	0
6. Other health care receivables.....	2,691,445	36,647,847	3,525,687	5,211,120	6,217,132	3,509,813
7. Totals (Lines 1 through 6)	10,644,486	139,782,312	5,147,976	20,785,637	15,792,462	13,754,271

Note that the accrued amounts in Columns 3, 4, and 6 are the total health care receivables, not just the admitted portion.

EXHIBIT 4 - CLAIMS UNPAID AND INCENTIVE POOL, WITHHOLD AND BONUS (Reported and Unreported)

[illegible]

EXHIBIT 5 - AMOUNTS DUE FROM PARENT, SUBSIDIARIES AND AFFILIATES

22

EXHIBIT 6 - AMOUNTS DUE TO PARENT, SUBSIDIARIES AND AFFILIATES

[illegible]

ANNUAL STATEMENT FOR THE YEAR 2015 OF THE UnitedHealthcare Community Plan of Ohio, Inc.

EXHIBIT 7 PART 1- SUMMARY OF TRANSACTIONS WITH PROVIDERS

	1	2	3	4	5	6
Payment Method	Direct Medical Expense Payment	Column 1 as a % of Total Payments	Total Members Covered	Column 3 as a % of Total Members	Column 1 Expenses Paid to Affiliated Providers	Column 1 Expenses Paid to Non-Affiliated Providers
Capitation Payments:						
1. Medical groups	31,261,570	1.9	290,732	100.0	0	31,261,570
2. Intermediaries	72,586,077	4.4	290,732	100.0	57,735,612	14,850,465
3. All other providers	16,163,776	1.0	290,732	100.0	0	16,163,776
4. Total capitation payments	120,011,423	7.3	290,732	100.0	57,735,612	62,275,811
Other Payments:						
5. Fee-for-service	120,460,885	7.3	XXX	XXX	0	120,460,885
6. Contractual fee payments	1,408,936,622	85.4	XXX	XXX	56,415,072	1,352,521,550
7. Bonus/withhold arrangements - fee-for-service	0	0.0	XXX	XXX	0	0
8. Bonus/withhold arrangements - contractual fee payments	1,015,682	0.1	XXX	XXX	0	1,015,682
9. Non-contingent salaries	0	0.0	XXX	XXX	0	0
10. Aggregate cost arrangements	0	0.0	XXX	XXX	0	0
11. All other payments	0	0.0	XXX	XXX	0	0
12. Total other payments	1,530,413,189	92.7	XXX	XXX	56,415,072	1,473,998,117
13. TOTAL (Line 4 plus Line 12)	1,650,424,612	100%	XXX	XXX	114,150,684	1,536,273,928

EXHIBIT 7 - PART 2 - SUMMARY OF TRANSACTIONS WITH INTERMEDIARIES

1	2	3	4	5	6
NAIC Code	Name of Intermediary	Capitation Paid	Average Monthly Capitation	Intermediary's Total Adjusted Capital	Intermediary's Authorized Control Level RBC
	United Behavioral Health	56,976,119	4,748,010	0	0
	March Vision, Inc.	8,047,082	670,590	0	0
	Medical Transportation Management, Inc.	7,804,315	650,360	0	0
	OptumRx, Inc.	759,494	63,291	0	0
	DentaQuest	(1,000,933)	(83,411)	0	0
9999999 Totals		72,586,077	XXX	XXX	XXX

EXHIBIT 8 - FURNITURE, EQUIPMENT AND SUPPLIES OWNED

		1	2	3	4	5	6
Description		Cost	Improvements	Accumulated Depreciation	Book Value Less Encumbrances	Assets Not Admitted	Net Admitted Assets
1.	Administrative furniture and equipment	NONE					
2.	Medical furniture, equipment and fixtures						
3.	Pharmaceuticals and surgical supplies						
4.	Durable medical equipment						
5.	Other property and equipment						
6.	Total						



ANNUAL STATEMENT FOR THE YEAR 2015 OF THE UnitedHealthcare Community Plan of Ohio, Inc.

EXHIBIT OF PREMIUMS, ENROLLMENT AND UTILIZATION (a)

REPORT FOR: 1. CORPORATION UnitedHealthcare Community Plan of Ohio, Inc. 2. Westerville, OH

NAIC Group Code		BUSINESS IN THE STATE OF		DURING THE YEAR							(LOCATION)	
0707		Ohio		2015							NAIC Company Code	
		1	Comprehensive (Hospital & Medical)		4	5	6	7	8	9	12323	
			2	3								
		Total	Individual	Group	Medicare Supplement	Vision Only	Dental Only	Federal Employees Health Benefit Plan	Title XVIII Medicare	Title XIX Medicaid	Other	
Total Members at end of:												
1.	Prior Year	283,148	0	0	0	0	0	0	0	283,148	0	
2.	First Quarter	291,619	0	0	0	0	0	0	0	291,619	0	
3.	Second Quarter	280,080	0	0	0	0	0	0	0	280,080	0	
4.	Third Quarter	297,994	0	0	0	0	0	0	0	297,994	0	
5.	Current Year	290,732	0	0	0	0	0	0	0	290,732	0	
6.	Current Year Member Months	3,476,329	0	0	0	0	0	0	0	3,476,329	0	
Total Member Ambulatory Encounters for Year:												
7.	Physician	3,132,498	0	0	0	0	0	0	0	3,132,498	0	
8.	Non-Physician	2,038,673	0	0	0	0	0	0	0	2,038,673	0	
9.	Total	5,171,171	0	0	0	0	0	0	0	5,171,171	0	
10.	Hospital Patient Days Incurred	2,146,524	0	0	0	0	0	0	0	2,146,524	0	
11.	Number of Inpatient Admissions	110,072	0	0	0	0	0	0	0	110,072	0	
12.	Health Premiums Written (b)	2,111,458,873	0	0	0	0	0	0	0	2,111,458,873	0	
13.	Life Premiums Direct	0	0	0	0	0	0	0	0	0	0	
14.	Property/Casualty Premiums Written	0	0	0	0	0	0	0	0	0	0	
15.	Health Premiums Earned	2,150,581,753	0	0	0	0	0	0	0	2,150,581,753	0	
16.	Property/Casualty Premiums Earned	0	0	0	0	0	0	0	0	0	0	
17.	Amount Paid for Provision of Health Care Services	1,650,424,612	0	0	0	0	0	0	0	1,650,424,612	0	
18.	Amount Incurred for Provision of Health Care Services	1,646,994,790	0	0	0	0	0	0	0	1,646,994,790	0	

(a) For health business: number of persons insured under PPO managed care products0 and number of persons insured under indemnity only products0 .
(b) For health premiums written: amount of Medicare Title XVIII exempt from state taxes or fees \$244,666,925



ANNUAL STATEMENT FOR THE YEAR 2015 OF THE UnitedHealthcare Community Plan of Ohio, Inc.

EXHIBIT OF PREMIUMS, ENROLLMENT AND UTILIZATION (a)

REPORT FOR: 1. CORPORATION

UnitedHealthcare Community Plan of Ohio, Inc.

2. Westerville, OH

(LOCATION)

NAIC Group Code	0707	BUSINESS IN THE STATE OF		Grand Total		DURING THE YEAR					2015	NAIC Company Code		12323
	1	Comprehensive (Hospital & Medical)		4	5	6	7	8	9	10				
		2	3											
	Total	Individual	Group	Medicare Supplement	Vision Only	Dental Only	Federal Employees Health Benefit Plan	Title XVIII Medicare	Title XIX Medicaid	Other				
Total Members at end of:														
1. Prior Year	283,148	0	0	0	0	0	0	0	283,148	0				
2. First Quarter	291,619	0	0	0	0	0	0	0	291,619	0				
3. Second Quarter	280,080	0	0	0	0	0	0	0	280,080	0				
4. Third Quarter	297,994	0	0	0	0	0	0	0	297,994	0				
5. Current Year	290,732	0	0	0	0	0	0	0	290,732	0				
6. Current Year Member Months	3,476,329	0	0	0	0	0	0	0	3,476,329	0				
Total Member Ambulatory Encounters for Year:														
7. Physician	3,132,498	0	0	0	0	0	0	0	3,132,498	0				
8. Non-Physician	2,038,673	0	0	0	0	0	0	0	2,038,673	0				
9. Total	5,171,171	0	0	0	0	0	0	0	5,171,171	0				
10. Hospital Patient Days Incurred	2,146,524	0	0	0	0	0	0	0	2,146,524	0				
11. Number of Inpatient Admissions	110,072	0	0	0	0	0	0	0	110,072	0				
12. Health Premiums Written (b)	2,111,458,873	0	0	0	0	0	0	0	2,111,458,873	0				
13. Life Premiums Direct	0	0	0	0	0	0	0	0	0	0				
14. Property/Casualty Premiums Written	0	0	0	0	0	0	0	0	0	0				
15. Health Premiums Earned	2,150,581,753	0	0	0	0	0	0	0	2,150,581,753	0				
16. Property/Casualty Premiums Earned	0	0	0	0	0	0	0	0	0	0				
17. Amount Paid for Provision of Health Care Services	1,650,424,612	0	0	0	0	0	0	0	1,650,424,612	0				
18. Amount Incurred for Provision of Health Care Services	1,646,994,790	0	0	0	0	0	0	0	1,646,994,790	0				

(a) For health business: number of persons insured under PPO managed care products0 and number of persons insured under indemnity only products0 .

(b) For health premiums written: amount of Medicare Title XVIII exempt from state taxes or fees \$244,666,925

ANNUAL STATEMENT FOR THE YEAR 2015 OF THE UnitedHealthcare Community Plan of Ohio, Inc.

SCHEDULE S - PART 1 - SECTION 2

Reinsurance Assumed Accident and Health Insurance Listed by Reinsured Company as of December 31, Current Year

1 NAIC Company Code	2 ID Number	3 Effective Date	4 Name of Reinsured	5 Domiciliary Jurisdiction	6 Type of Reinsurance Assumed	7 Premiums	8 Unearned Premiums	9 Reserve Liability Other Than for Unearned Premiums	10 Reinsurance Payable on Paid and Unpaid Losses	11 Modified Coinsurance Reserve	12 Funds Withheld Under Coinsurance
NONE											
9999999 - Totals											

SCHEDULE S - PART 2

[illegible]

ANNUAL STATEMENT FOR THE YEAR 2015 OF THE UnitedHealthcare Community Plan of Ohio, Inc.

SCHEDULE S - PART 3 - SECTION 2

Reinsurance Ceded Accident and Health Insurance Listed by Reinsuring Company as of December 31, Current Year

1 NAIC Company Code	2 ID Number	3 Effective Date	4 Name of Company	5 Domi- ciliary Juris- diction	6 Type of Reinsurance Ceded	7 Type of Business Ceded	8 Premiums	9 Unearned Premiums (Estimated)	10 Reserve Credit Taken Other than for Unearned Premiums	Outstanding Surplus Relief		13 Modified Coinsurance Reserve	14 Funds Withheld Under Coinsurance
										11 Current Year	12 Prior Year		
79413	36-2739571	07/01/2009	UnitedHealthcare Insurance Company	CT	OTH/A/G	MC	1,165,084	0	0	0	0	0	0
79413	36-2739571	07/01/2009	UnitedHealthcare Insurance Company	CT	SSL/A/G	MC	5,897,466	0	0	0	0	0	0
79413	36-2739571	01/01/2010	UnitedHealthcare Insurance Company	CT	SSL/A/G	MC, MR	4,679,511	0	0	0	0	0	0
0299999. General Account - Authorized U.S. Affiliates - Other							11,742,061	0	0	0	0	0	0
0399999. Total General Account - Authorized U.S. Affiliates							11,742,061	0	0	0	0	0	0
0699999. Total General Account - Authorized Non-U.S. Affiliates							0	0	0	0	0	0	0
0799999. Total General Account - Authorized Affiliates							11,742,061	0	0	0	0	0	0
1099999. Total General Account - Authorized Non-Affiliates							0	0	0	0	0	0	0
1199999. Total General Account Authorized							11,742,061	0	0	0	0	0	0
1499999. Total General Account - Unauthorized U.S. Affiliates							0	0	0	0	0	0	0
1799999. Total General Account - Unauthorized Non-U.S. Affiliates							0	0	0	0	0	0	0
1899999. Total General Account - Unauthorized Affiliates							0	0	0	0	0	0	0
2199999. Total General Account - Unauthorized Non-Affiliates							0	0	0	0	0	0	0
2299999. Total General Account Unauthorized							0	0	0	0	0	0	0
2599999. Total General Account - Certified U.S. Affiliates							0	0	0	0	0	0	0
2899999. Total General Account - Certified Non-U.S. Affiliates							0	0	0	0	0	0	0
2999999. Total General Account - Certified Affiliates							0	0	0	0	0	0	0
3299999. Total General Account - Certified Non-Affiliates							0	0	0	0	0	0	0
3399999. Total General Account Certified							0	0	0	0	0	0	0
3499999. Total General Account Authorized, Unauthorized and Certified							11,742,061	0	0	0	0	0	0
3799999. Total Separate Accounts - Authorized U.S. Affiliates							0	0	0	0	0	0	0
4099999. Total Separate Accounts - Authorized Non-U.S. Affiliates							0	0	0	0	0	0	0
4199999. Total Separate Accounts - Authorized Affiliates							0	0	0	0	0	0	0
4499999. Total Separate Accounts - Authorized Non-Affiliates							0	0	0	0	0	0	0
4599999. Total Separate Accounts Authorized							0	0	0	0	0	0	0
4899999. Total Separate Accounts - Unauthorized U.S. Affiliates							0	0	0	0	0	0	0
5199999. Total Separate Accounts - Unauthorized Non-U.S. Affiliates							0	0	0	0	0	0	0
5299999. Total Separate Accounts - Unauthorized Affiliates							0	0	0	0	0	0	0
5599999. Total Separate Accounts - Unauthorized Non-Affiliates							0	0	0	0	0	0	0
5699999. Total Separate Accounts Unauthorized							0	0	0	0	0	0	0
5999999. Total Separate Accounts - Certified U.S. Affiliates							0	0	0	0	0	0	0
6299999. Total Separate Accounts - Certified Non-U.S. Affiliates							0	0	0	0	0	0	0
6399999. Total Separate Accounts - Certified Affiliates							0	0	0	0	0	0	0
6699999. Total Separate Accounts - Certified Non-Affiliates							0	0	0	0	0	0	0
6799999. Total Separate Accounts Certified							0	0	0	0	0	0	0
6899999. Total Separate Accounts Authorized, Unauthorized and Certified							0	0	0	0	0	0	0
6999999. Total U.S. (Sum of 0399999, 0899999, 1499999, 1999999, 2599999, 3099999, 3799999, 4299999, 4899999, 5399999, 5999999 and 6499999)							11,742,061	0	0	0	0	0	0
7099999. Total Non-U.S. (Sum of 0699999, 0999999, 1799999, 2099999, 2899999, 3199999, 4099999, 4399999, 5199999, 5499999, 6299999 and 6599999)							0	0	0	0	0	0	0
9999999 - Totals							11,742,061	0	0	0	0	0	0

Schedule S - Part 4
N O N E

Schedule S - Part 4 - Bank Footnote
N O N E

Schedule S - Part 5
N O N E

Schedule S - Part 5 - Bank Footnote
N O N E

SCHEDULE S - PART 6

Five Year Exhibit of Reinsurance Ceded Business (000 Omitted)

	1 2015	2 2014	3 2013	4 2012	5 2011
A. OPERATIONS ITEMS					
1. Premiums	0	0	0	0	0
2. Title XVIII - Medicare	0	0	0	0	0
3. Title XIX - Medicaid	11,742	8,430	5,495	4,601	4,231
4. Commissions and reinsurance expense allowance	0	0	0	0	0
5. Total hospital and medical expenses	8,776	13,402	3,307	5,739	2,172
B. BALANCE SHEET ITEMS					
6. Premiums receivable	107	104	65	42	46
7. Claims payable	11,089	10,223	1,804	974	478
8. Reinsurance recoverable on paid losses	0	0	588	962	0
9. Experience rating refunds due or unpaid	0	0	0	0	0
10. Commissions and reinsurance expense allowances due	0	0	0	0	0
11. Unauthorized reinsurance offset	0	0	0	0	0
12. Offset for reinsurance with Certified Reinsurers	0	0	0	0	XXX
C. UNAUTHORIZED REINSURANCE (DEPOSITS BY AND FUNDS WITHHELD FROM)					
13. Funds deposited by and withheld from (F)	0	0	0	0	0
14. Letters of credit (L)	0	0	0	0	0
15. Trust agreements (T)	0	0	0	0	0
16. Other (O)	0	0	0	0	0
D. REINSURANCE WITH CERTIFIED REINSURERS (DEPOSITS BY AND FUNDS WITHHELD FROM)					
17. Multiple Beneficiary Trust	0	0	0	0	XXX
18. Funds deposited by and withheld from (F)	0	0	0	0	XXX
19. Letters of credit (L)	0	0	0	0	XXX
20. Trust agreements (T)	0	0	0	0	XXX
21. Other (O)	0	0	0	0	XXX

SCHEDULE S - PART 7

Restatement of Balance Sheet to Identify Net Credit For Ceded Reinsurance

	1 As Reported (net of ceded)	2 Restatement Adjustments	3 Restated (gross of ceded)
ASSETS (Page 2, Col. 3)			
1. Cash and invested assets (Line 12)	322,642,252	0	322,642,252
2. Accident and health premiums due and unpaid (Line 15)	14,574,305	0	14,574,305
3. Amounts recoverable from reinsurers (Line 16.1)	0	0	0
4. Net credit for ceded reinsurance	XXX	10,982,763	10,982,763
5. All other admitted assets (Balance)	93,128,132	0	93,128,132
6. Total assets (Line 28)	430,344,689	10,982,763	441,327,452
LIABILITIES, CAPITAL AND SURPLUS (Page 3)			
7. Claims unpaid (Line 1)	145,460,359	11,089,373	156,549,732
8. Accrued medical incentive pool and bonus payments (Line 2)	707,065	0	707,065
9. Premiums received in advance (Line 8)	0	0	0
10. Funds held under reinsurance treaties with authorized and unauthorized reinsurers (Line 19 first inset amount plus second inset amount)	0	0	0
11. Reinsurance in unauthorized companies (Line 20 minus inset amount)	0	0	0
12. Reinsurance with Certified Reinsurers (Line 20 inset amount)	0	0	0
13. Funds held under reinsurance treaties with Certified Reinsurers (Line 19 third inset amount)	0	0	0
14. All other liabilities (Balance)	57,231,570	(106,610)	57,124,960
15. Total liabilities (Line 24)	203,398,994	10,982,763	214,381,757
16. Total capital and surplus (Line 33)	226,945,695	XXX	226,945,695
17. Total liabilities, capital and surplus (Line 34)	430,344,689	10,982,763	441,327,452
NET CREDIT FOR CEDED REINSURANCE			
18. Claims unpaid	11,089,373		
19. Accrued medical incentive pool	0		
20. Premiums received in advance	0		
21. Reinsurance recoverable on paid losses	0		
22. Other ceded reinsurance recoverables	0		
23. Total ceded reinsurance recoverables	11,089,373		
24. Premiums receivable	0		
25. Funds held under reinsurance treaties with authorized and unauthorized reinsurers	0		
26. Unauthorized reinsurance	0		
27. Reinsurance with Certified Reinsurers	0		
28. Funds held under reinsurance treaties with Certified Reinsurers	0		
29. Other ceded reinsurance payables/offsets	106,610		
30. Total ceded reinsurance payables/offsets	106,610		
31. Total net credit for ceded reinsurance	10,982,763		

SCHEDULE T - PART 2
INTERSTATE COMPACT - EXHIBIT OF PREMIUMS WRITTEN
Allocated by States and Territories

States, Etc.		Direct Business Only					
		1	2	3	4	5	6
		Life (Group and Individual)	Annuities (Group and Individual)	Disability Income (Group and Individual)	Long-Term Care (Group and Individual)	Deposit-Type Contracts	Totals
1.	Alabama	AL					
2.	Alaska	AK					
3.	Arizona	AZ					
4.	Arkansas	AR					
5.	California	CA					
6.	Colorado	CO					
7.	Connecticut	CT					
8.	Delaware	DE					
9.	District of Columbia	DC					
10.	Florida	FL					
11.	Georgia	GA					
12.	Hawaii	HI					
13.	Idaho	ID					
14.	Illinois	IL					
15.	Indiana	IN					
16.	Iowa	IA					
17.	Kansas	KS					
18.	Kentucky	KY					
19.	Louisiana	LA					
20.	Maine	ME					
21.	Maryland	MD					
22.	Massachusetts	MA					
23.	Michigan	MI					
24.	Minnesota	MN					
25.	Mississippi	MS					
26.	Missouri	MO					
27.	Montana	MT					
28.	Nebraska	NE					
29.	Nevada	NV					
30.	New Hampshire	NH					
31.	New Jersey	NJ					
32.	New Mexico	NM					
33.	New York	NY					
34.	North Carolina	NC					
35.	North Dakota	ND					
36.	Ohio	OH					
37.	Oklahoma	OK					
38.	Oregon	OR					
39.	Pennsylvania	PA					
40.	Rhode Island	RI					
41.	South Carolina	SC					
42.	South Dakota	SD					
43.	Tennessee	TN					
44.	Texas	TX					
45.	Utah	UT					
46.	Vermont	VT					
47.	Virginia	VA					
48.	Washington	WA					
49.	West Virginia	WV					
50.	Wisconsin	WI					
51.	Wyoming	WY					
52.	American Samoa	AS					
53.	Guam	GU					
54.	Puerto Rico	PR					
55.	U.S. Virgin Islands	VI					
56.	Northern Mariana Islands	MP					
57.	Canada	CAN					
58.	Aggregate Other Alien	OT					
59.	Total						

NONE

SCHEDULE Y
PART 1A - DETAIL OF INSURANCE HOLDING COMPANY SYSTEM

1	2	3	4	5	6	7	8	9	10	11	12	13	14	15
Group Code	Group Name	NAIC Company Code	ID Number	Federal RSSD	CIK	Name of Securities Exchange if Publicly Traded (U.S. or International)	Names of Parent, Subsidiaries Or Affiliates	Domi-ciliary Loca-tion	Relation-ship to Reporting Entity	Directly Controlled by (Name of Entity/Person)	Type of Control (Ownership, Board, Management, Attorney-in-Fact, Influence, Other)	If Control is Ownership Provide Percentage	Ultimate Controlling Entity(ies)/Person(s)	*
		00000	98-1258208				1031387 B.C. Unlimited Liability Company	CAN	NIA	OptumRx Group Holdings, Inc.	Ownership	100.000	UnitedHealth Group Incorporated	
		00000	27-2624551				310 Canyon Medical, LLC	CA	NIA	Monarch Management Services, Inc.	Ownership	100.000	UnitedHealth Group Incorporated	
		00000	02-0653265				Access I.V., LLC	CA	NIA	SCP Specialty Infusion, LLC	Ownership	100.000	UnitedHealth Group Incorporated	
		00000	41-1913523				ACN Group IPA of New York, Inc.	NY	NIA	OptumHealth Care Solutions, Inc.	Ownership	100.000	UnitedHealth Group Incorporated	
		00000	27-0015861				ACN Group of California, Inc.	CA	IA	OptumHealth Care Solutions, Inc.	Ownership	100.000	UnitedHealth Group Incorporated	
		00000	11-3485985				Advanced Care Pharmacy, Inc.	NY	NIA	Advanced Care, Inc.	Ownership	100.000	UnitedHealth Group Incorporated	
		00000	11-2997132				Advanced Care, Inc.	NY	NIA	AxelaCare Holdings, Inc.	Ownership	100.000	UnitedHealth Group Incorporated	
		00000	38-3849068				AHJV MSO, Inc.	DE	NIA	AHJV, Inc.	Ownership	100.000	UnitedHealth Group Incorporated	
		00000	38-3849066				AHJV, Inc.	DE	NIA	NAMM Holdings, Inc.	Ownership	75.000	UnitedHealth Group Incorporated	1
		00000	22-3493126				Alere Health Improvement Company	DE	NIA	Alere Health, LLC	Ownership	100.000	UnitedHealth Group Incorporated	
		00000	26-2564744				Alere Health, LLC	DE	NIA	OptumHealth Care Solutions, Inc.	Ownership	100.000	UnitedHealth Group Incorporated	
										Alere Women's and Children's Health, LLC				
		00000	58-2068880				Alere Healthcare of Illinois, Inc.	GA	NIA	Alere Women's and Children's Health, LLC	Ownership	100.000	UnitedHealth Group Incorporated	
		00000	58-1873062				Alere of New York, Inc.	NY	NIA		Ownership	100.000	UnitedHealth Group Incorporated	
		00000	02-0231080				Alere Wellbeing, Inc.	DE	NIA	Alere Health, LLC	Ownership	100.000	UnitedHealth Group Incorporated	
		00000	54-1776557				Alere Wellology, Inc.	DE	NIA	Alere Health, LLC	Ownership	100.000	UnitedHealth Group Incorporated	
		00000	58-2205984				Alere Women's and Children's Health, LLC	DE	NIA	Alere Health, LLC	Ownership	100.000	UnitedHealth Group Incorporated	
0707	UnitedHealth Group Incorporated	82406	35-1665915				All Savers Insurance Company	IN	IA	Golden Rule Financial Corporation	Ownership	100.000	UnitedHealth Group Incorporated	
0707	UnitedHealth Group Incorporated	73130	35-1744596				All Savers Life Insurance Company of California	CA	IA	Golden Rule Financial Corporation	Ownership	100.000	UnitedHealth Group Incorporated	
		00000	55-0802777				Ambient Healthcare of Central Florida, Inc.	FL	NIA	Ambient Healthcare, Inc.	Ownership	100.000	UnitedHealth Group Incorporated	
		00000	55-0802779				Ambient Healthcare of Georgia, Inc.	GA	NIA	Ambient Healthcare, Inc.	Ownership	100.000	UnitedHealth Group Incorporated	
		00000	20-4881413				Ambient Healthcare of Northeast Florida, Inc.	FL	NIA	Ambient Healthcare, Inc.	Ownership	100.000	UnitedHealth Group Incorporated	
		00000	33-1012700				Ambient Healthcare of S. Florida, Inc.	FL	NIA	Ambient Healthcare, Inc.	Ownership	100.000	UnitedHealth Group Incorporated	
		00000	55-0802774				Ambient Healthcare of West Florida, Inc.	FL	NIA	Ambient Healthcare, Inc.	Ownership	100.000	UnitedHealth Group Incorporated	
		00000	65-1095227				Ambient Healthcare, Inc.	FL	NIA	Ambient Holdings, Inc.	Ownership	100.000	UnitedHealth Group Incorporated	
		00000	45-2161438				Ambient Holdings, Inc.	DE	NIA	AxelaCare Holdings, Inc.	Ownership	100.000	UnitedHealth Group Incorporated	
		00000	26-3738273				Ambient Nursing Services, Inc.	FL	NIA	Ambient Healthcare, Inc.	Ownership	100.000	UnitedHealth Group Incorporated	
		00000	54-1743136				AmeriChoice Corporation	DE	UIP	UnitedHealth Group Incorporated	Ownership	100.000	UnitedHealth Group Incorporated	
		00000	54-1743141				AmeriChoice Health Services, Inc.	DE	NIA	AmeriChoice Corporation	Ownership	100.000	UnitedHealth Group Incorporated	
0707	UnitedHealth Group Incorporated	13178	26-2481299				AmeriChoice of Connecticut, Inc.	CT	IA	AmeriChoice Corporation	Ownership	100.000	UnitedHealth Group Incorporated	
0707	UnitedHealth Group Incorporated	95497	22-3368602				AmeriChoice of New Jersey, Inc.	NJ	IA	AmeriChoice Corporation	Ownership	100.000	UnitedHealth Group Incorporated	
		00000	98-1108620				Amico Saúde Ltda.	BRA	NIA	S.A.	Ownership	98.879	UnitedHealth Group Incorporated	
		00000	98-1108620				Amico Saúde Ltda.	BRA	NIA	Cemed Care - Empresa de Atendimento Clínico Geral Ltda.	Ownership	1.121	UnitedHealth Group Incorporated	
		00000					Amil Assistência Médica Internacional S.A.	BRA	NIA	Polar II Fundo de Investimento em Participações	Ownership	90.230	UnitedHealth Group Incorporated	2
		00000	98-1109085				Amil Clinical Research Participações Ltda.	BRA	NIA	Esho - Empresa de Serviços Hospitalares S.A.	Ownership	99.950	UnitedHealth Group Incorporated	
		00000	98-1109085				Amil Clinical Research Participações Ltda.	BRA	NIA	Cemed Care - Empresa de Atendimento Clínico Geral Ltda.	Ownership	0.050	UnitedHealth Group Incorporated	
		00000	98-1138212				AMIL International S.á.r.l.	LUX	NIA	Amil Assistência Médica Internacional S.A.	Ownership	100.000	UnitedHealth Group Incorporated	
		00000	98-1110579				Amil Lifesciences Participações Ltda.	BRA	NIA	Amil Assistência Médica Internacional S.A.	Ownership	100.000	UnitedHealth Group Incorporated	
		00000	98-1110579				Amil Lifesciences Participações Ltda.	BRA	NIA	Cemed Care - Empresa de Atendimento Clínico Geral Ltda.	Ownership	0.000	UnitedHealth Group Incorporated	

SCHEDULE Y
PART 1A - DETAIL OF INSURANCE HOLDING COMPANY SYSTEM

1	2	3	4	5	6	7	8	9	10	11	12	13	14	15
Group Code	Group Name	NAIC Company Code	ID Number	Federal RSSD	CIK	Name of Securities Exchange if Publicly Traded (U.S. or International)	Names of Parent, Subsidiaries Or Affiliates	Domi-ciliary Loca-tion	Relation-ship to Reporting Entity	Directly Controlled by (Name of Entity/Person)	Type of Control (Ownership, Board, Management, Attorney-in-Fact, Influence, Other)	If Control is Ownership Provide Percentage	Ultimate Controlling Entity(ies)/Person(s)	*
		.00000					Angiografia e Hemodinâmica Madre Theodora Ltda.	.BRA	.NIA	Esho – Empresa de Serviços Hospitalares S.A.	Ownership	.50.000	UnitedHealth Group Incorporated	3
		.00000	27-2068687				AppleCare Medical Management, LLC	.CA	.NIA	Collaborative Care Holdings, LLC	Ownership	.100.000	UnitedHealth Group Incorporated	
		.00000	26-4312858				ARC Infusion, LLC	.CA	.NIA	SCP Specialty Infusion, LLC	Ownership	.100.000	UnitedHealth Group Incorporated	
		.00000	86-0813232				Arizona Physicians IPA, Inc.	.AZ	.IA	UnitedHealthcare, Inc.	Ownership	.100.000	UnitedHealth Group Incorporated	
		.00000	90-0369702				ASI Global, LLC	.TX	.NIA	FrontierMEDEX, Inc.	Ownership	.100.000	UnitedHealth Group Incorporated	
		.00000	26-3878957				AssuranceRx, LLC	.AL	.NIA	BriovaRx, LLC	Ownership	.100.000	UnitedHealth Group Incorporated	
		.00000	47-0990056				Audax Health Solutions, LLC	.DE	.NIA	Rally Health, Inc.	Ownership	.100.000	UnitedHealth Group Incorporated	
		.00000	80-0368187				Aveta Arizona, Inc.	.AZ	.NIA	NAMM Holdings, Inc.	Ownership	.100.000	UnitedHealth Group Incorporated	
		.00000	90-0632302				Aveta Health Solutions Inc.	.DE	.NIA	NAMM Holdings, Inc.	Ownership	.100.000	UnitedHealth Group Incorporated	
		.00000	20-4057813				Aveta Inc.	.DE	.NIA	Collaborative Care Holdings, LLC	Ownership	.100.000	UnitedHealth Group Incorporated	
		.00000	27-2823524				Aveta Kansas City, Inc.	.KS	.NIA	NAMM Holdings, Inc.	Ownership	.100.000	UnitedHealth Group Incorporated	
		.00000	36-4704309				Aveta Tennessee, Inc	.DE	.NIA	NAMM Holdings, Inc.	Ownership	.100.000	UnitedHealth Group Incorporated	
		.00000	26-2565032				AxelaCare Health Solutions, LLC	.DE	.NIA	AxelaCare Holdings, Inc.	Ownership	.100.000	UnitedHealth Group Incorporated	
		.00000	27-3918706		0001507772		AxelaCare Holdings, Inc.	.DE	.NIA	AxelaCare, LLC	Ownership	.100.000	UnitedHealth Group Incorporated	
		.00000	30-0842394				AxelaCare Intermediate Holdings, LLC	.DE	.NIA	OptumRx, Inc.	Ownership	.100.000	UnitedHealth Group Incorporated	
		.00000	61-1708598				AxelaCare, LLC	.DE	.NIA	AxelaCare Intermediate Holdings, LLC	Ownership	.100.000	UnitedHealth Group Incorporated	
		.00000	88-0267857				Behavioral Healthcare Options, Inc.	.NV	.NIA	Sierra Health Services, Inc.	Ownership	.100.000	UnitedHealth Group Incorporated	
		.00000	98-1112673				Bosque Medical Center S.A.	.BRA	.NIA	Amil Assistência Médica Internacional S.A.	Ownership	.78.210	UnitedHealth Group Incorporated	
		.00000	98-1112673				Bosque Medical Center S.A.	.BRA	.NIA	Esho – Empresa de Serviços Hospitalares S.A.	Ownership	.21.790	UnitedHealth Group Incorporated	
		.00000	27-1930321				BriovaRx of Georgia, LLC	.GA	.NIA	BriovaRx, LLC	Ownership	.100.000	UnitedHealth Group Incorporated	
		.00000	27-2348504				BriovaRx of Hawaii, LLC	.HI	.NIA	Catamaran PBM of Illinois, Inc.	Ownership	.100.000	UnitedHealth Group Incorporated	
		.00000	46-2731176				BriovaRx of Indiana, LLC	.IN	.NIA	Catamaran PBM of Illinois, Inc.	Ownership	.100.000	UnitedHealth Group Incorporated	
		.00000	46-2790537				BriovaRx of Louisiana, LLC	.LA	.NIA	BriovaRx, LLC	Ownership	.100.000	UnitedHealth Group Incorporated	
		.00000	01-0516051				BriovaRx of Maine, Inc.	.ME	.NIA	Catamaran PBM of Illinois, Inc.	Ownership	.100.000	UnitedHealth Group Incorporated	
		.00000	27-3331130				BriovaRx of Massachusetts, LLC	.MA	.NIA	Catamaran PBM of Illinois, Inc.	Ownership	.100.000	UnitedHealth Group Incorporated	
		.00000	45-2532834				BriovaRx of Nevada, LLC	.NV	.NIA	Catamaran PBM of Illinois, Inc.	Ownership	.100.000	UnitedHealth Group Incorporated	
		.00000	55-0824381				BriovaRx, LLC	.AL	.NIA	BriovaRx of Maine, Inc.	Ownership	.100.000	UnitedHealth Group Incorporated	
		.00000	46-1981651				Cardio Management, Inc.	.DE	.NIA	OrthoNet Holdings, Inc.	Ownership	.100.000	UnitedHealth Group Incorporated	
		.00000	20-8375685				Care Improvement Plus Group Management, LLC	.MD	.NIA	XLHealth Corporation	Ownership	.100.000	UnitedHealth Group Incorporated	
.0707	UnitedHealth Group Incorporated	.12558	45-4976934				Care Improvement Plus of Texas Insurance Company	.TX	.IA	XLHealth Corporation	Ownership	.100.000	UnitedHealth Group Incorporated	
.0707	UnitedHealth Group Incorporated	.12567	20-3888112				Care Improvement Plus South Central Insurance Company	.AR	.IA	XLHealth Corporation	Ownership	.100.000	UnitedHealth Group Incorporated	
.0707	UnitedHealth Group Incorporated	.14041	27-5038136				Care Improvement Plus Wisconsin Insurance Company	.WI	.IA	XLHealth Corporation	Ownership	.100.000	UnitedHealth Group Incorporated	
		.00000	20-5807941				Catalyst360, LLC	.DE	.NIA	Optum Services, Inc.	Ownership	.100.000	UnitedHealth Group Incorporated	
		.00000	31-1728846				Catamaran Discount Card Services, LLC	.DE	.NIA	Catamaran PBM of Illinois, Inc.	Ownership	.100.000	UnitedHealth Group Incorporated	
		.00000	46-0666840				Catamaran Health Solutions, LLC	.DE	.NIA	Catamaran LLC	Ownership	.100.000	UnitedHealth Group Incorporated	
		.00000	80-0870454				Catamaran Holdings I, LLC	.DE	.NIA	1031387 B.C. Unlimited Liability Company	Ownership	.100.000	UnitedHealth Group Incorporated	
		.00000	11-3647935				Catamaran Home Delivery of Florida, Inc.	.DE	.NIA	Catamaran PBM of Illinois, Inc.	Ownership	.100.000	UnitedHealth Group Incorporated	
		.00000	47-1734077				Catamaran Home Delivery of Illinois, LLC	.IL	.NIA	Catamaran PBM of Illinois, Inc.	Ownership	.100.000	UnitedHealth Group Incorporated	
		.00000	34-1472211				Catamaran Home Delivery of Ohio, Inc.	.OH	.NIA	First Rx Specialty & Mail Services, LLC	Ownership	.100.000	UnitedHealth Group Incorporated	
		.00000	20-2719823				Catamaran Home Delivery of Texas, Inc.	.TX	.NIA	Catamaran Home Delivery of Florida, Inc.	Ownership	.100.000	UnitedHealth Group Incorporated	
		.00000	20-0212381				Catamaran Hospice Services, LLC	.DE	.NIA	Catamaran Health Solutions, LLC	Ownership	.100.000	UnitedHealth Group Incorporated	
.0707	UnitedHealth Group Incorporated	.69647	31-0628424				Catamaran Insurance of Ohio, Inc.	.OH	.IA	Catamaran PBM of Maryland, Inc.	Ownership	.100.000	UnitedHealth Group Incorporated	

SCHEDULE Y
PART 1A - DETAIL OF INSURANCE HOLDING COMPANY SYSTEM

1	2	3	4	5	6	7	8	9	10	11	12	13	14	15
Group Code	Group Name	NAIC Company Code	ID Number	Federal RSSD	CIK	Name of Securities Exchange if Publicly Traded (U.S. or International)	Names of Parent, Subsidiaries Or Affiliates	Domi-ciliary Location	Relation-ship to Reporting Entity	Directly Controlled by (Name of Entity/Person)	Type of Control (Ownership, Board, Management, Attorney-in-Fact, Influence, Other)	If Control is Ownership Provide Percentage	Ultimate Controlling Entity(ies)/Person(s)	*
		.00000	20-0218027				Catamaran IPA III, Inc.	NY	NIA	Catamaran PBM of Illinois II, Inc.	Ownership	.100.000	UnitedHealth Group Incorporated	
		.00000	75-2578509		0001600762		Catamaran LLC	TX	NIA	Catamaran Holdings I, LLC	Ownership	.100.000	UnitedHealth Group Incorporated	
		.00000	27-4241298				Catamaran Mail, LLC	DE	NIA	Catamaran Health Solutions, LLC	Ownership	.100.000	UnitedHealth Group Incorporated	
		.00000	27-3419292				Catamaran of Pennsylvania, LLC	DE	NIA	Catamaran Health Solutions, LLC	Ownership	.100.000	UnitedHealth Group Incorporated	
		.00000	36-4049815				Catamaran PBM of Illinois II, Inc.	IL	NIA	Catamaran PBM of Maryland, Inc.	Ownership	.100.000	UnitedHealth Group Incorporated	
		.00000	11-2581812				Catamaran PBM of Illinois, Inc.	DE	NIA	Catamaran LLC	Ownership	.100.000	UnitedHealth Group Incorporated	
		.00000	88-0361447				Catamaran PBM of Maryland, Inc.	NV	NIA	Catamaran Health Solutions, LLC	Ownership	.100.000	UnitedHealth Group Incorporated	
		.00000	03-0592263				Catamaran PBM of Pennsylvania, LLC	PA	NIA	Catamaran of Pennsylvania, LLC	Ownership	.100.000	UnitedHealth Group Incorporated	
		.00000	26-1424534				Catamaran PBM of Puerto Rico, LLC	NV	NIA	Catamaran PBM of Maryland, Inc.	Ownership	.100.000	UnitedHealth Group Incorporated	
		.00000	38-3693753				Catamaran PBM Services, LLC	WI	NIA	Catamaran PBM of Illinois, Inc.	Ownership	.100.000	UnitedHealth Group Incorporated	
		.00000	61-1485410				Catamaran PD of Maryland, Inc.	NV	NIA	Catamaran PBM of Maryland, Inc.	Ownership	.100.000	UnitedHealth Group Incorporated	
		.00000	16-1767416				Catamaran PD of Pennsylvania, LLC	PA	NIA	Catamaran of Pennsylvania, LLC	Ownership	.100.000	UnitedHealth Group Incorporated	
		.00000	26-1438879				Catamaran PD of Puerto Rico, LLC	NV	NIA	Catamaran PBM of Maryland, Inc.	Ownership	.100.000	UnitedHealth Group Incorporated	
		.00000	88-0373347				Catamaran Pharmacy of Nevada, Inc.	NV	NIA	Catamaran Health Solutions, LLC	Ownership	.100.000	UnitedHealth Group Incorporated	
		.00000	26-3633484				Catamaran Rebate Management, Inc.	NV	NIA	Catamaran PBM of Maryland, Inc.	Ownership	.100.000	UnitedHealth Group Incorporated	
										1031387 B.C. Unlimited Liability Company				
		.00000	98-1069737				Catamaran S.á.r.l.	LUX	NIA		Ownership	.100.000	UnitedHealth Group Incorporated	
		.00000	26-0543382				Catamaran Senior Services, LLC	AL	NIA	Catamaran Hospice Services, LLC	Ownership	.100.000	UnitedHealth Group Incorporated	
							Cemed Care – Empresa de Atendimento Clínico Geral Ltda.	BRA	NIA	Amil Assistência Médica Internacional S.A.	Ownership	.100.000	UnitedHealth Group Incorporated	
							Cemed Care – Empresa de Atendimento Clínico Geral Ltda.	BRA	NIA	Amico Saúde Ltda.	Ownership	.0.000	UnitedHealth Group Incorporated	
		.00000	98-1111491				ChinaGate (Hong Kong) Limited	HKG	NIA	Optum, Inc.	Ownership	.100.000	UnitedHealth Group Incorporated	
		.00000	98-1094627				ChinaGate Company Limited	CHN	NIA	ChinaGate (Hong Kong) Limited	Ownership	.100.000	UnitedHealth Group Incorporated	
							CMS – Central de Manipulação e Serviços Farmacêuticos S.A.	BRA	NIA	COI – Clínicas Oncológicas Integradas S.A.	Ownership	.100.000	UnitedHealth Group Incorporated	
		.00000	56-2674371				Coachella Valley Physicians of PrimeCare, Inc.	CA	NIA	PrimeCare Medical Network, Inc.	Ownership	.100.000	UnitedHealth Group Incorporated	
		.00000	27-1193028				Coalition For Advanced Pharmacy Services, LLC	DE	NIA	Catamaran Health Solutions, LLC	Ownership	.100.000	UnitedHealth Group Incorporated	
		.00000					COI – Clínicas Oncológicas Integradas S.A.	BRA	NIA	COI Participações S.A.	Ownership	.100.000	UnitedHealth Group Incorporated	
										Esho – Empresa de Serviços Hospitalares S.A.	Ownership	.85.000	UnitedHealth Group Incorporated	.1
		.00000	27-2337616				Collaborative Care Holdings, LLC	DE	NIA	OptumHealth Holdings, LLC	Ownership	.100.000	UnitedHealth Group Incorporated	
		.00000	27-2337487				Collaborative Care Services, Inc.	DE	NIA	Collaborative Care Holdings, LLC	Ownership	.100.000	UnitedHealth Group Incorporated	
		.00000	27-3470466				Collaborative Care Solutions, LLC	DE	NIA	Collaborative Care Services, Inc.	Ownership	.100.000	UnitedHealth Group Incorporated	
		.00000	45-2614005				Collaborative Realty, LLC	NY	NIA	Collaborative Care Holdings, LLC	Ownership	.100.000	UnitedHealth Group Incorporated	
		.00000	11-3647007				Comfort Care Transportation, LLC	TX	NIA	WellMed Medical Management, Inc.	Ownership	.100.000	UnitedHealth Group Incorporated	
		.00000	61-1351358				Commonwealth Administrators, LLC	KY	NIA	UMR, Inc.	Ownership	.100.000	UnitedHealth Group Incorporated	
		.00000	20-1825933				Connexions HCI, LLC	FL	NIA	Connexions, Inc.	Ownership	.100.000	UnitedHealth Group Incorporated	
		.00000	59-3684411				Connexions, Inc.	FL	NIA	OptumHealth Holdings, LLC	Ownership	.100.000	UnitedHealth Group Incorporated	
		.00000	20-5654789				Crescent Drug Corp.	NY	NIA	Salveo Specialty Pharmacy, Inc.	Ownership	.100.000	UnitedHealth Group Incorporated	
		.00000	26-0080565				Cypress Care, Inc.	DE	NIA	Healthcare Solutions, Inc.	Ownership	.100.000	UnitedHealth Group Incorporated	
		.00000					Day-Op Surgery Consulting Company, LLC	DE	NIA	ProHEALTH Medical Management, LLC	Ownership	.100.000	UnitedHealth Group Incorporated	
		.00000	52-1811176				DBP Services of New York IPA, Inc.	NY	NIA	Dental Benefit Providers, Inc.	Ownership	.100.000	UnitedHealth Group Incorporated	
							Dental Benefit Providers of California, Inc.	CA	IA	Dental Benefit Providers, Inc.	Ownership	.100.000	UnitedHealth Group Incorporated	
		.00000	52-1452809				Dental Benefit Providers of Illinois, Inc.	IL	IA	Dental Benefit Providers, Inc.	Ownership	.100.000	UnitedHealth Group Incorporated	
.0707	UnitedHealth Group Incorporated	.52053	36-4008355				Dental Benefit Providers, Inc.	DE	NIA	United HealthCare Services, Inc.	Ownership	.100.000	UnitedHealth Group Incorporated	
		.00000	41-2014834											

SCHEDULE Y
PART 1A - DETAIL OF INSURANCE HOLDING COMPANY SYSTEM

1	2	3	4	5	6	7	8	9	10	11	12	13	14	15
Group Code	Group Name	NAIC Company Code	ID Number	Federal RSSD	CIK	Name of Securities Exchange if Publicly Traded (U.S. or International)	Names of Parent, Subsidiaries Or Affiliates	Domiciliary Location	Relationship to Reporting Entity	Directly Controlled by (Name of Entity/Person)	Type of Control (Ownership, Board, Management, Attorney-in-Fact, Influence, Other)	If Control is Ownership Provide Percentage	Ultimate Controlling Entity(ies)/Person(s)	*
		00000	30-0238641				Distance Learning Network, Inc.	DE	NIA	OptumHealth Holdings, LLC	Ownership	100.000	UnitedHealth Group Incorporated	
		00000					Duncan Printing Services, LLC	SC	NIA	UnitedHealthcare Insurance Company	Ownership	100.000	UnitedHealth Group Incorporated	
		00000	59-3625966				DWIC of Tampa Bay, Inc.	FL	NIA	MedExpress Development, LLC	Ownership	100.000	UnitedHealth Group Incorporated	
		00000	84-1162764				Electronic Network Systems, Inc.	DE	NIA	OptumInsight, Inc.	Ownership	100.000	UnitedHealth Group Incorporated	
		00000	98-1103713				ELG FZE	ARE	NIA	Frontier MEDEX Limited	Ownership	100.000	UnitedHealth Group Incorporated	
		00000	98-1111172				Esho – Empresa de Serviços Hospitalares S.A.	BRA	NIA	Amil Assistência Médica Internacional S.A.	Ownership	99.206	UnitedHealth Group Incorporated	4
		00000					Etho – Empresa de Tecnologia Hospitalar Ltda.	BRA	NIA	Amil Assistência Médica Internacional S.A.	Ownership	71.910	UnitedHealth Group Incorporated	1
		00000	86-0964571				Evercare Collaborative Solutions, Inc.	DE	NIA	Ovations, Inc.	Ownership	100.000	UnitedHealth Group Incorporated	
		00000	98-1111239				Excellion Serviços Biomédicos S.A.	BRA	NIA	Esho – Empresa de Serviços Hospitalares S.A.	Ownership	100.000	UnitedHealth Group Incorporated	
		00000	11-3669765				Executive Health Resources, Inc.	PA	NIA	OptumInsight, Inc.	Ownership	100.000	UnitedHealth Group Incorporated	
		00000					Exploration for Mine Clearance LLC	JRQ	NIA	Frontier MEDEX Limited	Ownership	100.000	UnitedHealth Group Incorporated	
		00000	98-1113428				Exploration Logistics B.C. Ltd.	CAN	NIA	FrontierMEDEX Canada Limited	Ownership	100.000	UnitedHealth Group Incorporated	
		00000	88-0223385				Family Health Care Services	NV	NIA	Sierra Health Services, Inc.	Ownership	100.000	UnitedHealth Group Incorporated	
		00000	88-0257036				Family Home Hospice, Inc.	NV	NIA	Sierra Health Services, Inc.	Ownership	100.000	UnitedHealth Group Incorporated	
		00000	26-4106571				First Rx Specialty & Mail Services, LLC	DE	NIA	Catamaran Health Solutions, LLC	Ownership	100.000	UnitedHealth Group Incorporated	
		00000	35-2456267				FMG Holdings, LLC	DE	NIA	UnitedHealth Group Incorporated	Ownership	100.000	UnitedHealth Group Incorporated	
		00000	86-0908902				FOR HEALTH OF ARIZONA, INC.	AZ	NIA	For Health, Inc.	Ownership	100.000	UnitedHealth Group Incorporated	
		00000	33-0766617				For Health, Inc.	DE	NIA	Inspiris, Inc.	Ownership	100.000	UnitedHealth Group Incorporated	
		00000					Frontier MEDEX Limited	GBR	NIA	UnitedHealthcare International I B.V.	Ownership	100.000	UnitedHealth Group Incorporated	
		00000					Frontier Medex Tanzania Limited	TZA	NIA	Frontier MEDEX Limited	Ownership	99.000	UnitedHealth Group Incorporated	
		00000					Frontier Medex Tanzania Limited	TZA	NIA	FrontierMEDEX Limited	Ownership	1.000	UnitedHealth Group Incorporated	
		00000	68-0679514				FrontierMEDEX (RMS), Inc.	DE	NIA	FMG Holdings, LLC	Ownership	100.000	UnitedHealth Group Incorporated	
		00000	98-1103497				FrontierMEDEX Canada Holdings Ltd.	CAN	NIA	UnitedHealthcare International I B.V.	Ownership	100.000	UnitedHealth Group Incorporated	
		00000	98-1104429				FrontierMEDEX Canada Limited	CAN	NIA	FrontierMEDEX Canada Holdings Ltd.	Ownership	100.000	UnitedHealth Group Incorporated	
		00000	45-5339512				FrontierMEDEX Government Services, LLC	DE	NIA	FMG Holdings, LLC	Ownership	100.000	UnitedHealth Group Incorporated	
		00000	98-1147103				FrontierMEDEX Kenya Limited	KEN	NIA	Frontier MEDEX Limited	Ownership	99.900	UnitedHealth Group Incorporated	
		00000	98-1147103				FrontierMEDEX Kenya Limited	KEN	NIA	UnitedHealthcare International I B.V.	Ownership	0.100	UnitedHealth Group Incorporated	
		00000	98-1101521				FrontierMEDEX Limited	JRQ	NIA	Frontier MEDEX Limited	Ownership	100.000	UnitedHealth Group Incorporated	
		00000	33-1219808				FrontierMEDEX US, Inc.	DE	NIA	FMG Holdings, LLC	Ownership	100.000	UnitedHealth Group Incorporated	
		00000	52-2230470				FrontierMEDEX, Inc.	MN	NIA	FrontierMEDEX US, Inc.	Ownership	100.000	UnitedHealth Group Incorporated	
		00000	37-0920164				gethealthinsurance.com Agency Inc.	IN	NIA	Golden Rule Financial Corporation	Ownership	100.000	UnitedHealth Group Incorporated	
		00000	20-3420886				Golden Outlook, Inc.	CA	NIA	Collaborative Care Holdings, LLC	Ownership	100.000	UnitedHealth Group Incorporated	
		00000	37-0855360				Golden Rule Financial Corporation	DE	NIA	UnitedHealth Group Incorporated	Ownership	100.000	UnitedHealth Group Incorporated	
0707	UnitedHealth Group Incorporated	62286	37-6028756	3057283			Golden Rule Insurance Company	IN	IA	Golden Rule Financial Corporation	Ownership	100.000	UnitedHealth Group Incorporated	
		00000					Guardian Health Systems Limited Partnership	OK	NIA	AxelaCare Holdings, Inc.	Ownership	99.950	UnitedHealth Group Incorporated	
		00000					Guardian Health Systems Limited Partnership	OK	NIA	AxelaCare Health Solutions, LLC	Ownership	0.050	UnitedHealth Group Incorporated	
		00000	98-0213198				H&W Indemnity (SPC), Ltd.	CYM	NIA	UnitedHealth Group Incorporated	Ownership	100.000	UnitedHealth Group Incorporated	
0707	UnitedHealth Group Incorporated	79480	35-1279304				Harken Health Insurance Company	WI	IA	UnitedHealthcare, Inc.	Ownership	100.000	UnitedHealth Group Incorporated	
		00000	23-2171049				Health Business Systems, Inc.	PA	NIA	Catamaran LLC	Ownership	100.000	UnitedHealth Group Incorporated	
0707	UnitedHealth Group Incorporated	43893	13-3584296				Health Net Insurance of New York, Inc.	NY	IA	Oxford Health Plans LLC	Ownership	100.000	UnitedHealth Group Incorporated	
		00000	98-0153069				Health Net Services (Bermuda) Ltd.	BMU	NIA	Oxford Health Plans LLC	Ownership	100.000	UnitedHealth Group Incorporated	
0707	UnitedHealth Group Incorporated	96342	88-0201035				Health Plan of Nevada, Inc.	NV	IA	Sierra Health Services, Inc.	Ownership	100.000	UnitedHealth Group Incorporated	
		00000	98-1098167				Health Technology Analysts Pty Limited	AUS	NIA	OptumInsight, Inc.	Ownership	100.000	UnitedHealth Group Incorporated	
		00000	95-4763349				HealthAllies, Inc.	DE	NIA	OptumHealth Holdings, LLC	Ownership	100.000	UnitedHealth Group Incorporated	
		00000	77-0693060				Healthcare Solutions, Inc.	DE	NIA	Catamaran LLC	Ownership	100.000	UnitedHealth Group Incorporated	
		00000	84-1472832				Highlands Ranch Healthcare, LLC	CO	NIA	Urgent Care MSO, LLC	Ownership	100.000	UnitedHealth Group Incorporated	

SCHEDULE Y
PART 1A - DETAIL OF INSURANCE HOLDING COMPANY SYSTEM

1	2	3	4	5	6	7	8	9	10	11	12	13	14	15
Group Code	Group Name	NAIC Company Code	ID Number	Federal RSSD	CIK	Name of Securities Exchange if Publicly Traded (U.S. or International)	Names of Parent, Subsidiaries Or Affiliates	Domi-ciliary Loca-tion	Relation-ship to Reporting Entity	Directly Controlled by (Name of Entity/Person)	Type of Control (Ownership, Board, Management, Attorney-in-Fact, Influence, Other)	If Control is Ownership Provide Percentage	Ultimate Controlling Entity(ies)/Person(s)	*
		.00000	93-1103256				Home Care I.V. of Bend, LLC	.OR	NIA	SCP Specialty Infusion, LLC	Ownership	.100.000	UnitedHealth Group Incorporated	
		.00000	27-0668812				Home Infusion With Heart, LLC	.NE	NIA	AxelaCare Holdings, Inc.	Ownership	.100.000	UnitedHealth Group Incorporated	
		.00000	20-8910978				Hospice Inspiris Holdings, Inc.	.TN	NIA	Inspiris, Inc.	Ownership	.100.000	UnitedHealth Group Incorporated	
		.00000	98-1111920				Hospital Alvorada de Taguatinga Ltda.	.BRA	NIA	Amil Assistência Médica Internacional S.A.	Ownership	.74.397	UnitedHealth Group Incorporated	
		.00000	98-1111920				Hospital Alvorada de Taguatinga Ltda.	.BRA	NIA	Bosque Medical Center S.A.	Ownership	.15.000	UnitedHealth Group Incorporated	
		.00000	98-1202916				Hospital AMA S.A.	.BRA	NIA	Esho – Empresa de Serviços Hospitalares S.A.	Ownership	.50.480	UnitedHealth Group Incorporated	
		.00000	98-1202916				Hospital AMA S.A.	.BRA	NIA	Seisa Serviços Integrados de Saúde Ltda.	Ownership	.49.520	UnitedHealth Group Incorporated	
		.00000	98-1203135				Hospital Carlos Chagas S.A.	.BRA	NIA	Esho – Empresa de Serviços Hospitalares S.A.	Ownership	.100.000	UnitedHealth Group Incorporated	
		.00000					Hospital Maternidade Promater Ltda.	.BRA	NIA	Esho – Empresa de Serviços Hospitalares S.A.	Ownership	.100.000	UnitedHealth Group Incorporated	
		.00000					Hospital Maternidade Promater Ltda.	.BRA	NIA	Seisa Serviços Integrados de Saúde Ltda.	Ownership	.0.000	UnitedHealth Group Incorporated	
		.00000					HPP – Medicina Molecular, S.A.	.PRT	NIA	LMN – Laboratório de Medicina Nuclear, Unipessoal, Lda.	Ownership	.59.999	UnitedHealth Group Incorporated	
		.00000					HPP – Medicina Molecular, S.A.	.PRT	NIA	Lusiadas, S.A.	Ownership	.40.001	UnitedHealth Group Incorporated	
		.00000	26-2912304				Humedica, Inc.	.DE	NIA	United HealthCare Services, Inc.	Ownership	.100.000	UnitedHealth Group Incorporated	
		.00000	36-4331825				Hygeia Corporation	.DE	NIA	UnitedHealth International, Inc.	Ownership	.100.000	UnitedHealth Group Incorporated	
		.00000	98-1099968				Hygeia Corporation	.CAN	NIA	UnitedHealth Group International L.P.	Ownership	.100.000	UnitedHealth Group Incorporated	
		.00000					Imed Star – Serviços de Desempenho Organizacional Ltda.	.BRA	NIA	Optum Health & Technology Serviços do Brasil Ltda.	Ownership	.100.000	UnitedHealth Group Incorporated	
		.00000					Imed Star – Serviços de Desempenho Organizacional Ltda.	.BRA	NIA	UHG Brasil Participações S.A.	Ownership	.0.000	UnitedHealth Group Incorporated	
		.00000	47-0941801				Infusource, LLC	.CA	NIA	SCP Specialty Infusion, LLC	Ownership	.100.000	UnitedHealth Group Incorporated	
		.00000	62-1641102				Ingram & Associates, LLC	.TN	NIA	Optum360, LLC	Ownership	.100.000	UnitedHealth Group Incorporated	
		.00000	88-0482274				inPharmative, Inc.	.NV	NIA	Catamaran Health Solutions, LLC	Ownership	.100.000	UnitedHealth Group Incorporated	
		.00000	13-4138668				INSPIRIS of New York IPA, Inc.	.NY	NIA	Inspiris, Inc.	Ownership	.100.000	UnitedHealth Group Incorporated	
		.00000	13-4138665				INSPIRIS of New York Management, Inc.	.NY	NIA	Inspiris, Inc.	Ownership	.100.000	UnitedHealth Group Incorporated	
		.00000	20-5355196				Inspiris of Tennessee, Inc.	.TN	NIA	Inspiris, Inc.	Ownership	.100.000	UnitedHealth Group Incorporated	
		.00000	26-2885572				INSPIRIS of Texas Physician Group	.TX	NIA	Inspiris Services Company	Ownership	.100.000	UnitedHealth Group Incorporated	
		.00000	26-0683057				Inspiris Services Company	.TN	NIA	Inspiris, Inc.	Ownership	.100.000	UnitedHealth Group Incorporated	
		.00000	33-0766366				Inspiris, Inc.	.DE	NIA	Collaborative Care Holdings, LLC	Ownership	.100.000	UnitedHealth Group Incorporated	
		.00000	98-1097022				International Psychological Services Pty Limited	.AUS	NIA	Optum Health & Technology (Australia) Pty Ltd	Ownership	.100.000	UnitedHealth Group Incorporated	
		.00000					IRX Financing I LLC	.DE	NIA	Catamaran LLC	Ownership	.100.000	UnitedHealth Group Incorporated	
		.00000	57-1089983				IV Specialists, Inc.	.SC	NIA	Ambient Healthcare, Inc.	Ownership	.100.000	UnitedHealth Group Incorporated	
		.00000	32-0409538				Lifepoint Accountable Care Organization, LLC	.DE	NIA	Collaborative Care Holdings, LLC	Ownership	.100.000	UnitedHealth Group Incorporated	
		.00000	45-3143218				Lifepoint East, Inc.	.DE	NIA	Collaborative Care Holdings, LLC	Ownership	.100.000	UnitedHealth Group Incorporated	
		.00000	27-2309024				LifePrint Health, Inc.	.DE	NIA	Collaborative Care Holdings, LLC	Ownership	.100.000	UnitedHealth Group Incorporated	
		.00000					LMN – Laboratório de Medicina Nuclear, Unipessoal, Lda.	.PRT	NIA	Lusiadas, S.A.	Ownership	.100.000	UnitedHealth Group Incorporated	
		.00000	39-1974851				Logistics Health, Inc.	.WI	NIA	OptumHealth Holdings, LLC	Ownership	.100.000	UnitedHealth Group Incorporated	
		.00000	98-1139095				Lusiadas A.C.E.	.PRT	NIA	Lusiadas, SGPS, S.A.	Ownership	.70.000	UnitedHealth Group Incorporated	
		.00000	98-1139095				Lusiadas A.C.E.	.PRT	NIA	Lusiadas, S.A.	Ownership	.20.000	UnitedHealth Group Incorporated	
		.00000	98-1139095				Lusiadas A.C.E.	.PRT	NIA	Lusiadas-Parcerias Cascais, S.A.	Ownership	.10.000	UnitedHealth Group Incorporated	
		.00000	98-1139089				Lusiadas, S.A.	.PRT	NIA	Lusiadas, SGPS, S.A.	Ownership	.100.000	UnitedHealth Group Incorporated	
		.00000	98-1138570				Lusiadas, SGPS, S.A.	.PRT	NIA	Amil International S.á.r.l.	Ownership	.100.000	UnitedHealth Group Incorporated	

SCHEDULE Y
PART 1A - DETAIL OF INSURANCE HOLDING COMPANY SYSTEM

1	2	3	4	5	6	7	8	9	10	11	12	13	14	15
Group Code	Group Name	NAIC Company Code	ID Number	Federal RSSD	CIK	Name of Securities Exchange if Publicly Traded (U.S. or International)	Names of Parent, Subsidiaries Or Affiliates	Domi-ciliary Loca-tion	Relation-ship to Reporting Entity	Directly Controlled by (Name of Entity/Person)	Type of Control (Ownership, Board, Management, Attorney-in-Fact, Influence, Other)	If Control is Ownership Provide Percentage	Ultimate Controlling Entity(ies)/Person(s)	*
.0707	UnitedHealth Group Incorporated	.00000	98-1137620				Lusiadas-Parcerias Cascais, S.A.	.PRT	NIA	Lusiadas, SGPS, S.A.	Ownership	.100.000	UnitedHealth Group Incorporated	
		.00000	52-2129787				MAMSI Insurance Resources, LLC	.MD	NIA	OneNet PPO, LLC	Ownership	.100.000	UnitedHealth Group Incorporated	
		.60321	52-1803283				MAMSI Life and Health Insurance Company	.MD	.IA	United HealthCare Services, Inc.	Ownership	.100.000	UnitedHealth Group Incorporated	
		.00000	14-1782475				Managed Physical Network, Inc.	.NY	NIA	OptumHealth Care Solutions, Inc.	Ownership	.100.000	UnitedHealth Group Incorporated	
.0707	UnitedHealth Group Incorporated	.00000	42-1741594				MD Ops, Inc.	.CA	NIA	North American Medical Management California, Inc.	Ownership	.100.000	UnitedHealth Group Incorporated	
		.96310	52-1169135				MD-Individual Practice Association, Inc.	.MD	.IA	United HealthCare Services, Inc.	Ownership	.100.000	UnitedHealth Group Incorporated	
		.00000					Medalliance Net Ltda	.BRA	NIA	Optum Health & Technology Serviços do Brasil Ltda.	Ownership	.100.000	UnitedHealth Group Incorporated	
		.00000	52-2178531				MEDEX Insurance Services, Inc.	.MD	NIA	FrontierMEDEX, Inc.	Ownership	.100.000	UnitedHealth Group Incorporated	
.0707	UnitedHealth Group Incorporated	.00000	20-3824377				MedExpress Development, LLC	.FL	NIA	Urgent Care MSO, LLC	Ownership	.100.000	UnitedHealth Group Incorporated	
		.00000	20-2545363				MedExpress Urgent Care of Boynton Beach, LLC	.FL	NIA	MedExpress Development, LLC	Ownership	.100.000	UnitedHealth Group Incorporated	
		.00000					MedExpress Urgent Care, Inc. - Ohio	.OH	NIA	Urgent Care Holdings, Inc.	Ownership	.100.000	UnitedHealth Group Incorporated	
		.12756	20-3391186				Medica Health Plans of Florida, Inc.	.FL	.IA	United HealthCare Services, Inc.	Ownership	.100.000	UnitedHealth Group Incorporated	
.0707	UnitedHealth Group Incorporated	.12155	01-0788576				Medica HealthCare Plans, Inc.	.FL	.IA	United HealthCare Services, Inc.	Ownership	.100.000	UnitedHealth Group Incorporated	
		.00000					Medical Preparatory School of Allied Health, LLC	.TX	NIA	WellMed Medical Management, Inc.	Ownership	.100.000	UnitedHealth Group Incorporated	
		.00000	32-0037402				Medical Transportation Services, LLC	.FL	NIA	United HealthCare Services, Inc.	Ownership	.100.000	UnitedHealth Group Incorporated	
		.00000	75-2682287				MedSynergies North Texas, Inc.	.TX	NIA	MedSynergies, Inc.	Ownership	.100.000	UnitedHealth Group Incorporated	
.0707	UnitedHealth Group Incorporated	.00000	75-2515691				MedSynergies, Inc.	.DE	NIA	Mustang Razorback Holdings, Inc.	Ownership	.100.000	UnitedHealth Group Incorporated	
		.00000	27-2252446				MHC Real Estate Holdings, LLC	.CA	NIA	Monarch Management Services, Inc.	Ownership	.100.000	UnitedHealth Group Incorporated	
		.00000	46-2881462				Minnesota Waypoint Physical Therapy, Inc.	.DE	NIA	Orthology, Inc.	Ownership	.100.000	UnitedHealth Group Incorporated	
		.00000	20-4515146				Mission Road Pharmacy, Inc.	.CA	NIA	Salveo Specialty Pharmacy, Inc.	Ownership	.100.000	UnitedHealth Group Incorporated	
.0707	UnitedHealth Group Incorporated	.00000	46-3949765				MN Waypoint Sports Physical Therapy, Inc.	.DE	NIA	Orthology, Inc.	Ownership	.100.000	UnitedHealth Group Incorporated	
		.00000	31-1191553				Modern Medical, Inc.	.OH	NIA	Healthcare Solutions, Inc.	Ownership	.100.000	UnitedHealth Group Incorporated	
		.00000	45-3142852				Monarch Management Services, Inc.	.DE	NIA	Collaborative Care Holdings, LLC	Ownership	.100.000	UnitedHealth Group Incorporated	
		.00000	47-1935798				Mustang Razorback Holdings, Inc.	.DE	NIA	OptumInsight, Inc.	Ownership	.100.000	UnitedHealth Group Incorporated	
.0707	UnitedHealth Group Incorporated	.00000	20-3236839				NAMM Holdings, Inc.	.DE	NIA	Aveta Inc.	Ownership	.100.000	UnitedHealth Group Incorporated	
		.95251	76-0196559				National Pacific Dental, Inc.	.TX	.IA	Dental Benefit Providers, Inc.	Ownership	.100.000	UnitedHealth Group Incorporated	
		.95123	65-0996107				Neighborhood Health Partnership, Inc.	.FL	.IA	UnitedHealthcare, Inc.	Ownership	.100.000	UnitedHealth Group Incorporated	
		.00000	20-4755277				Netwerkes, LLC	.TN	NIA	Payment Resolution Services, LLC	Ownership	.100.000	UnitedHealth Group Incorporated	
.0707	UnitedHealth Group Incorporated	.00000	46-3584152				Nevada Medical Services LLC	.NV	NIA	Collaborative Care Services, Inc.	Ownership	.100.000	UnitedHealth Group Incorporated	
		.95758	88-0228572				Nevada Pacific Dental	.NV	.IA	Dental Benefit Providers, Inc.	Ownership	.100.000	UnitedHealth Group Incorporated	
		.00000					North American Medical Management - Illinois, Inc.	.IL	NIA	NAMM Holdings, Inc.	Ownership	.100.000	UnitedHealth Group Incorporated	
		.00000	36-3984647				North American Medical Management California, Inc.	.TN	NIA	NAMM Holdings, Inc.	Ownership	.100.000	UnitedHealth Group Incorporated	
.0707	UnitedHealth Group Incorporated	.00000	33-0673955				Northern Nevada Health Network, Inc.	.NV	NIA	Sierra Health Services, Inc.	Ownership	.100.000	UnitedHealth Group Incorporated	
		.00000	88-0245121				Nutritional/Parenteral Home Care of Decatur, Inc.	.AL	NIA	Nutritional/Parenteral Home Care, Inc.	Ownership	.100.000	UnitedHealth Group Incorporated	
		.00000	63-0954765				Nutritional/Parenteral Home Care of Huntsville, Inc.	.AL	NIA	Nutritional/Parenteral Home Care, Inc.	Ownership	.100.000	UnitedHealth Group Incorporated	
		.00000	63-1284325				Nutritional/Parenteral Home Care, Inc.	.AL	NIA	Ambient Healthcare, Inc.	Ownership	.100.000	UnitedHealth Group Incorporated	
.0707	UnitedHealth Group Incorporated	.00000	52-2129786				OneNet PPO, LLC	.MD	NIA	UnitedHealthcare Insurance Company	Ownership	.100.000	UnitedHealth Group Incorporated	
		.96940	52-1518174				Optimum Choice, Inc.	.MD	.IA	United HealthCare Services, Inc.	Ownership	.100.000	UnitedHealth Group Incorporated	
		.00000	47-0858534	3202702			Optum Bank, Inc.	.UT	NIA	OptumHealth Financial Services, Inc.	Ownership	.100.000	UnitedHealth Group Incorporated	
		.00000	36-3437660				Optum Biometrics, Inc.	.IL	NIA	OptumHealth Care Solutions, Inc.	Ownership	.100.000	UnitedHealth Group Incorporated	
.0707	UnitedHealth Group Incorporated	.00000	45-3142512				Optum Clinical Services, Inc.	.DE	NIA	Collaborative Care Holdings, LLC	Ownership	.100.000	UnitedHealth Group Incorporated	
		.00000	37-1782217				Optum Clinics Holdings, Inc.	.DE	NIA	Collaborative Care Holdings, LLC	Ownership	.97.200	UnitedHealth Group Incorporated	1
		.00000	38-3969193				Optum Clinics Intermediate Holdings, Inc.	.DE	NIA	Optum Clinics Holdings, Inc.	Ownership	.100.000	UnitedHealth Group Incorporated	

SCHEDULE Y
PART 1A - DETAIL OF INSURANCE HOLDING COMPANY SYSTEM

1	2	3	4	5	6	7	8	9	10	11	12	13	14	15
Group Code	Group Name	NAIC Company Code	ID Number	Federal RSSD	CIK	Name of Securities Exchange if Publicly Traded (U.S. or International)	Names of Parent, Subsidiaries Or Affiliates	Domi-ciliary Loca-tion	Relation-ship to Reporting Entity	Directly Controlled by (Name of Entity/Person)	Type of Control (Ownership, Board, Management, Attorney-in-Fact, Influence, Other)	If Control is Ownership Provide Percentage	Ultimate Controlling Entity(ies)/Person(s)	*
		.00000	98-1201187				Optum Global Solutions International B.V.	.NLD	NIA	Optum Technology, Inc.	Ownership	.100.000	UnitedHealth Group Incorporated	
		.00000	04-3574101				Optum Government Solutions, Inc.	.DE	NIA	OptumInsight, Inc.	Ownership	.100.000	UnitedHealth Group Incorporated	
		.00000					Optum Health & Technology (Australia) Pty Ltd	.AUS	NIA	Optum UK Solutions Group Limited	Ownership	.100.000	UnitedHealth Group Incorporated	
		.00000	98-1095799				Optum Health & Technology (India) Private Limited	.IND	NIA	OptumHealth International B.V.	Ownership	.99.996	UnitedHealth Group Incorporated	
		.00000	98-1095799				Optum Health & Technology (India) Private Limited	.IND	NIA	United Behavioral Health	Ownership	.0.004	UnitedHealth Group Incorporated	
		.00000					Optum Health & Technology (Singapore) Pte. Ltd.	.SGP	NIA	OptumHealth International B.V.	Ownership	.100.000	UnitedHealth Group Incorporated	
		.00000	98-1095879				Optum Health & Technology (UK) Limited	.GBR	NIA	Optum UK Solutions Group Limited	Ownership	.100.000	UnitedHealth Group Incorporated	
		.00000	20-2149493				Optum Health & Technology (US), LLC	.MO	NIA	United Behavioral Health	Ownership	.100.000	UnitedHealth Group Incorporated	
		.00000	88-0492251				Optum Health & Technology FZ-LLC	.ARE	NIA	Optum Global Solutions International B.V.	Ownership	.100.000	UnitedHealth Group Incorporated	
		.00000	43-1747235				Optum Health & Technology Holdings (US), LLC	.MO	NIA	Optum, Inc.	Ownership	.100.000	UnitedHealth Group Incorporated	
		.00000	98-1184561				Optum Health & Technology Serviços do Brasil Ltda.	.BRA	NIA	OptumHealth International B.V.	Ownership	.99.996	UnitedHealth Group Incorporated	
		.00000	98-1184561				Optum Health & Technology Serviços do Brasil Ltda.	.BRA	NIA	OptumInsight, Inc.	Ownership	.0.004	UnitedHealth Group Incorporated	
		.00000	98-1097921				Optum Health Services (Canada) Ltd.	.CAN	NIA	Optum Health & Technology Holdings (US), LLC	Ownership	.100.000	UnitedHealth Group Incorporated	
		.00000	98-1147355				Optum Health Solutions (UK) Limited	.GBR	NIA	Optum UK Solutions Group Limited	Ownership	.100.000	UnitedHealth Group Incorporated	
		.00000	46-4734521				Optum Labs Dimensions, Inc.	.DE	NIA	Optum Labs, Inc.	Ownership	.100.000	UnitedHealth Group Incorporated	
		.00000	98-1249178				Optum Labs International (UK) Ltd.	.GBR	NIA	Optum, Inc.	Ownership	.100.000	UnitedHealth Group Incorporated	
		.00000	46-1615964				Optum Labs, Inc.	.DE	NIA	Optum, Inc.	Ownership	.100.000	UnitedHealth Group Incorporated	
		.00000	98-1209730				Optum Life Sciences (Canada) Inc.	.CAN	NIA	OptumInsight Life Sciences, Inc.	Ownership	.100.000	UnitedHealth Group Incorporated	
		.00000	98-1098190				Optum Management Consulting (Shanghai) Co., Ltd.	.CHN	NIA	Optum Health & Technology Holdings (US), LLC	Ownership	.100.000	UnitedHealth Group Incorporated	
		.00000	90-1001805				Optum Nevada Accountable Care Organization LLC	.DE	NIA	Collaborative Care Holdings, LLC	Ownership	.100.000	UnitedHealth Group Incorporated	
		.00000	20-8911466				Optum Palliative and Hospice Care of Pennsylvania, Inc.	.TN	NIA	Hospice Inspiris Holdings, Inc.	Ownership	.100.000	UnitedHealth Group Incorporated	
		.00000	20-8911303				Optum Palliative and Hospice Care of Texas, Inc.	.TN	NIA	Hospice Inspiris Holdings, Inc.	Ownership	.100.000	UnitedHealth Group Incorporated	
		.00000	30-0226127				Optum Palliative and Hospice Care, Inc.	.DE	NIA	Collaborative Care Holdings, LLC	Ownership	.100.000	UnitedHealth Group Incorporated	
		.00000	20-4581265				Optum Public Sector Solutions, Inc.	.DE	NIA	OptumInsight, Inc.	Ownership	.100.000	UnitedHealth Group Incorporated	
		.00000	46-3328009				Optum Rocket, Inc.	.DE	NIA	OptumInsight, Inc.	Ownership	.100.000	UnitedHealth Group Incorporated	
		.00000	45-4683454				Optum Services, Inc.	.DE	NIA	Optum, Inc.	Ownership	.100.000	UnitedHealth Group Incorporated	
		.00000					Optum Solutions do Brasil – Tecnologia e Serviços de Suporte Ltda.	.BRA	NIA	Optum Global Solutions International B.V.	Ownership	.100.000	UnitedHealth Group Incorporated	
		.00000					Optum Solutions do Brasil – Tecnologia e Serviços de Suporte Ltda.	.BRA	NIA	OptumHealth International B.V.	Ownership	.0.000	UnitedHealth Group Incorporated	
		.00000	98-0644599				Optum Solutions UK Holdings Limited	.GBR	NIA	Optum, Inc.	Ownership	.100.000	UnitedHealth Group Incorporated	
		.00000	46-5713629				Optum Technology, Inc.	.DE	NIA	Optum, Inc.	Ownership	.100.000	UnitedHealth Group Incorporated	
		.00000	98-1097769				Optum UK Solutions Group Limited	.GBR	NIA	Optum Solutions UK Holdings Limited	Ownership	.100.000	UnitedHealth Group Incorporated	
		.00000	30-0580620	3119994			Optum, Inc.	.DE	NIA	United HealthCare Services, Inc.	Ownership	.100.000	UnitedHealth Group Incorporated	
		.00000	46-3983926				Optum360 Services, Inc.	.DE	NIA	Optum Rocket, Inc.	Ownership	.69.000	UnitedHealth Group Incorporated	.1
		.00000	46-3328307				Optum360, LLC	.DE	NIA	Optum Rocket, Inc.	Ownership	.75.000	UnitedHealth Group Incorporated	.1
		.00000	41-1591944				OptumHealth Care Solutions, Inc.	.MN	NIA	OptumHealth Holdings, LLC	Ownership	.100.000	UnitedHealth Group Incorporated	
		.00000	47-0858530				OptumHealth Financial Services, Inc.	.DE	NIA	OptumHealth Holdings, LLC	Ownership	.100.000	UnitedHealth Group Incorporated	

SCHEDULE Y
PART 1A - DETAIL OF INSURANCE HOLDING COMPANY SYSTEM

1	2	3	4	5	6	7	8	9	10	11	12 Type of Control (Ownership, Board, Management, Attorney-in-Fact, Influence, Other)	13 If Control is Ownership Provide Percentage	14 Ultimate Controlling Entity(ies)/Person(s)	15 *
Group Code	Group Name	NAIC Company Code	ID Number	Federal RSSD	CIK	Name of Securities Exchange if Publicly Traded (U.S. or International)	Names of Parent, Subsidiaries Or Affiliates	Domi- ciliary Loca- tion	Relation- ship to Reporting Entity	Directly Controlled by (Name of Entity/Person)				
		00000	47-1192395				OptumHealth Holdings, LLC	DE	NIA	Optum, Inc.	Ownership	100.000	UnitedHealth Group Incorporated	
		00000	98-1106868				OptumHealth International B.V.	NLD	NIA	Optum, Inc.	Ownership	100.000	UnitedHealth Group Incorporated	
		00000					OptumInsight Holdings, LLC	DE	NIA	Optum, Inc.	Ownership	100.000	UnitedHealth Group Incorporated	
		00000	04-3383745				OptumInsight Life Sciences, Inc.	DE	NIA	OptumInsight, Inc.	Ownership	100.000	UnitedHealth Group Incorporated	
		00000	41-1858498				OptumInsight, Inc.	DE	NIA	OptumInsight Holdings, LLC	Ownership	100.000	UnitedHealth Group Incorporated	
		00000	47-4734235				OptumRx Group Holdings, Inc.	DE	NIA	Optum, Inc.	Ownership	100.000	UnitedHealth Group Incorporated	
		00000					OptumRx Holdings, LLC	DE	NIA	Optum, Inc.	Ownership	100.000	UnitedHealth Group Incorporated	
		00000	20-0151096				OptumRx NY IPA, Inc.	NY	NIA	OptumRx, Inc.	Ownership	100.000	UnitedHealth Group Incorporated	
		00000	47-3146510				OptumRx Pharmacy, Inc.	DE	NIA	OptumRx, Inc.	Ownership	100.000	UnitedHealth Group Incorporated	
		00000	33-0441200				OptumRx, Inc.	CA	NIA	OptumRx Holdings, LLC	Ownership	100.000	UnitedHealth Group Incorporated	
		00000	46-2742615				Orthology, Inc.	DE	NIA	UnitedHealth Group Ventures, LLC	Ownership	80.000	UnitedHealth Group Incorporated	1
		00000	13-3960641				OrthoNet Holdings, Inc.	DE	NIA	OptumHealth Care Solutions, Inc.	Ownership	100.000	UnitedHealth Group Incorporated	
		00000	13-3818652				OrthoNet LLC	NY	NIA	OrthoNet Holdings, Inc.	Ownership	100.000	UnitedHealth Group Incorporated	
		00000	13-4025898				OrthoNet New York IPA, Inc.	NY	NIA	OrthoNet Holdings, Inc.	Ownership	100.000	UnitedHealth Group Incorporated	
		00000	30-0029448				OrthoNet of the Mid-Atlantic, Inc.	DE	IA	OrthoNet Holdings, Inc.	Ownership	100.000	UnitedHealth Group Incorporated	
		00000	26-2884306				OrthoNet of the South, Inc.	DE	NIA	OrthoNet Holdings, Inc.	Ownership	100.000	UnitedHealth Group Incorporated	
		00000	46-1581769				OrthoNet Services, Inc.	DE	NIA	OrthoNet Holdings, Inc.	Ownership	100.000	UnitedHealth Group Incorporated	
		00000	20-0221966				OrthoNet West, Inc.	DE	NIA	OrthoNet Holdings, Inc.	Ownership	100.000	UnitedHealth Group Incorporated	
		00000	41-1921007				Ovations, Inc.	DE	NIA	United HealthCare Services, Inc.	Ownership	100.000	UnitedHealth Group Incorporated	
		00000	06-1587795				Oxford Benefit Management, Inc.	CT	NIA	Oxford Health Plans LLC	Ownership	100.000	UnitedHealth Group Incorporated	
0707	UnitedHealth Group Incorporated	78026	22-2797560				Oxford Health Insurance, Inc.	NY	IA	UnitedHealthcare Insurance Company	Ownership	100.000	UnitedHealth Group Incorporated	
0707	UnitedHealth Group Incorporated	96798	06-1181201				Oxford Health Plans (CT), Inc.	CT	IA	Oxford Health Plans LLC	Ownership	100.000	UnitedHealth Group Incorporated	
0707	UnitedHealth Group Incorporated	95506	22-2745725				Oxford Health Plans (NJ), Inc.	NJ	IA	Oxford Health Plans LLC	Ownership	100.000	UnitedHealth Group Incorporated	
0707	UnitedHealth Group Incorporated	95479	06-1181200				Oxford Health Plans (NY), Inc.	NY	IA	Oxford Health Plans LLC	Ownership	100.000	UnitedHealth Group Incorporated	
		00000	52-2443751				Oxford Health Plans LLC	DE	NIA	UnitedHealth Group Incorporated	Ownership	100.000	UnitedHealth Group Incorporated	
0707	UnitedHealth Group Incorporated	70785	35-1137395				PacificCare Life and Health Insurance Company	IN	IA	United HealthCare Services, Inc.	Ownership	100.000	UnitedHealth Group Incorporated	
0707	UnitedHealth Group Incorporated	84506	95-2829463				PacificCare Life Assurance Company	CO	IA	United HealthCare Services, Inc.	Ownership	100.000	UnitedHealth Group Incorporated	
0707	UnitedHealth Group Incorporated	95617	94-3267522				PacificCare of Arizona, Inc.	AZ	IA	United HealthCare Services, Inc.	Ownership	100.000	UnitedHealth Group Incorporated	
0707	UnitedHealth Group Incorporated	95434	84-1011378				PacificCare of Colorado, Inc.	CO	IA	United HealthCare Services, Inc.	Ownership	100.000	UnitedHealth Group Incorporated	
0707	UnitedHealth Group Incorporated	95685	86-0875231				PacificCare of Nevada, Inc.	NV	IA	United HealthCare Services, Inc.	Ownership	100.000	UnitedHealth Group Incorporated	
		00000	62-1451147				Payment Resolution Services, LLC	TN	NIA	OptumInsight, Inc.	Ownership	100.000	UnitedHealth Group Incorporated	
		00000	75-3265056				PCCCV, Inc.	CA	NIA	PrimeCare Medical Network, Inc.	Ownership	100.000	UnitedHealth Group Incorporated	
		00000	20-2447772				PCN DE Corp.	DE	NIA	Catamaran PBM of Illinois, Inc.	Ownership	100.000	UnitedHealth Group Incorporated	
		00000	68-0044962				Pharmaceutical Care Network	CA	NIA	PCN DE Corp.	Ownership	100.000	UnitedHealth Group Incorporated	
		00000	35-2288416				PHC Subsidiary Holdings, LLC	TX	NIA	United HealthCare Services, Inc.	Ownership	100.000	UnitedHealth Group Incorporated	
		00000	20-8016933				PHYS Holding Corp.	DE	NIA	MedSynergies, Inc.	Ownership	100.000	UnitedHealth Group Incorporated	
		00000	20-8016984				PhysServe Holdings, Inc.	DE	NIA	MedSynergies, Inc.	Ownership	100.000	UnitedHealth Group Incorporated	
							North American Medical Management -							
		00000	80-0654665				Physician Care Partners, Inc.	IL	NIA	Illinois, Inc.	Ownership	100.000	UnitedHealth Group Incorporated	
0707	UnitedHealth Group Incorporated	11494	04-3677255				Physicians Health Choice of Texas, LLC	TX	IA	PHC Subsidiary Holdings, LLC	Ownership	100.000	UnitedHealth Group Incorporated	
		00000	52-1162824				Physicians Health Plan of Maryland, Inc.	MD	NIA	United HealthCare Services, Inc.	Ownership	100.000	UnitedHealth Group Incorporated	
		00000					Plus One Health Management Puerto Rico, Inc.	PR	NIA	Plus One Holdings, Inc.	Ownership	100.000	UnitedHealth Group Incorporated	
		00000	13-3613705				Plus One Holdings, Inc.	DE	NIA	OptumHealth Care Solutions, Inc.	Ownership	100.000	UnitedHealth Group Incorporated	
							Polar II Fundo de Investimento em Participações	BRA	NIA	UnitedHealthcare International IV S.á.r.l.	Ownership	100.000	UnitedHealth Group Incorporated	
		00000	98-1083164				Polo Holdco, LLC	DE	NIA	Collaborative Care Holdings, LLC	Ownership	81.900	UnitedHealth Group Incorporated	1
		00000	75-2741619				ppoONE, Inc.	DE	NIA	United HealthCare Services, Inc.	Ownership	100.000	UnitedHealth Group Incorporated	
		00000	65-0683927				Preferred Care Partners Holding, Corp.	FL	NIA	United HealthCare Services, Inc.	Ownership	100.000	UnitedHealth Group Incorporated	

SCHEDULE Y
PART 1A - DETAIL OF INSURANCE HOLDING COMPANY SYSTEM

1	2	3	4	5	6	7	8	9	10	11	12	13	14	15
Group Code	Group Name	NAIC Company Code	ID Number	Federal RSSD	CIK	Name of Securities Exchange if Publicly Traded (U.S. or International)	Names of Parent, Subsidiaries Or Affiliates	Domi-ciliary Loca-tion	Relation-ship to Reporting Entity	Directly Controlled by (Name of Entity/Person)	Type of Control (Ownership, Board, Management, Attorney-in-Fact, Influence, Other)	If Control is Ownership Provide Percentage	Ultimate Controlling Entity(ies)/Person(s)	*
0707	UnitedHealth Group Incorporated	00000	26-1845018				Preferred Care Partners Medical Group, Inc.	FL	NIA	Preferred Care Partners Holding, Corp.	Ownership	100.000	UnitedHealth Group Incorporated	
		11176	65-0885893				Preferred Care Partners, Inc.	FL	IA	Preferred Care Partners Holding, Corp.	Ownership	100.000	UnitedHealth Group Incorporated	
		00000	75-3265059				Premier Choice ACO, Inc.	CA	NIA	PrimeCare Medical Network, Inc.	Ownership	100.000	UnitedHealth Group Incorporated	
		00000	88-0253112				Prime Health, Inc.	NV	NIA	Sierra Health Services, Inc.	Ownership	100.000	UnitedHealth Group Incorporated	
		00000	33-0607478				PrimeCare Medical Network, Inc.	CA	IA	NAMM Holdings, Inc.	Ownership	100.000	UnitedHealth Group Incorporated	
		00000	87-0757397				PrimeCare of Citrus Valley, Inc.	CA	NIA	PrimeCare Medical Network, Inc.	Ownership	80.000	UnitedHealth Group Incorporated	1
		00000	33-0674407				PrimeCare of Corona, Inc.	CA	NIA	PrimeCare Medical Network, Inc.	Ownership	100.000	UnitedHealth Group Incorporated	
		00000	33-0674401				PrimeCare of Hemet Valley, Inc.	CA	NIA	PrimeCare Medical Network, Inc.	Ownership	100.000	UnitedHealth Group Incorporated	
		00000	33-0674408				PrimeCare of Inland Valley, Inc.	CA	NIA	PrimeCare Medical Network, Inc.	Ownership	100.000	UnitedHealth Group Incorporated	
		00000	33-0674402				PrimeCare of Moreno Valley, Inc.	CA	NIA	PrimeCare Medical Network, Inc.	Ownership	100.000	UnitedHealth Group Incorporated	
		00000	33-0674400				PrimeCare of Redlands, Inc.	CA	NIA	PrimeCare Medical Network, Inc.	Ownership	100.000	UnitedHealth Group Incorporated	
		00000	33-0674404				PrimeCare of Riverside, Inc.	CA	NIA	PrimeCare Medical Network, Inc.	Ownership	100.000	UnitedHealth Group Incorporated	
		00000	14-1915328				PrimeCare of San Bernardino, Inc.	CA	NIA	PrimeCare Medical Network, Inc.	Ownership	100.000	UnitedHealth Group Incorporated	
		00000	33-0698439				PrimeCare of Sun City, Inc.	CA	NIA	PrimeCare Medical Network, Inc.	Ownership	100.000	UnitedHealth Group Incorporated	
		00000	33-0674409				PrimeCare of Temecula, Inc.	CA	NIA	PrimeCare Medical Network, Inc.	Ownership	100.000	UnitedHealth Group Incorporated	
		00000	14-1873402				Procura Management, Inc.	DE	NIA	Healthcare Solutions, Inc.	Ownership	100.000	UnitedHealth Group Incorporated	
		00000	32-0229091				ProHEALTH Fitness of Lake Success, LLC	NY	NIA	ProHealth Medical Management, LLC	Ownership	82.620	UnitedHealth Group Incorporated	1
		00000	47-1049961				ProHealth Medical Management, LLC	DE	NIA	Collaborative Care Holdings, LLC	Ownership	80.000	UnitedHealth Group Incorporated	1
		00000					ProHealth Physicians, ACO, LLC.		NIA	ProHealth Physicians, Inc.	Ownership	100.000	UnitedHealth Group Incorporated	
		00000					ProHealth Physicians, Inc.	CT	NIA	Polo Holdco, LLC	Ownership	100.000	UnitedHealth Group Incorporated	
		00000	32-0455430				ProHealth Proton Center Management, LLC	DE	NIA	ProHealth Medical Management, LLC	Ownership	100.000	UnitedHealth Group Incorporated	
		00000	57-0861358				Pronetics Health Care Group, Inc.	SC	NIA	Ambient Healthcare, Inc.	Ownership	100.000	UnitedHealth Group Incorporated	
		00000	98-1103015				QSSI Technologies India Private Limited	JND	NIA	Quality Software Services, Inc.	Ownership	99.900	UnitedHealth Group Incorporated	1
		00000	52-2016292				Quality Software Services, Inc.	MD	NIA	OptumInsight, Inc.	Ownership	100.000	UnitedHealth Group Incorporated	
		00000	26-3168754				R&H Family Fitness Unlimited LLC	TX	NIA	WellMed Medical Management, Inc.	Ownership	100.000	UnitedHealth Group Incorporated	
		00000	35-2493256				Rally Health, Inc.	DE	NIA	Optum Services, Inc.	Ownership	74.000	UnitedHealth Group Incorporated	1
		00000	80-0947972				Real Appeal, Inc.	DE	NIA	UnitedHealth Group Ventures, LLC	Ownership	98.000	UnitedHealth Group Incorporated	1
		00000	74-3103518				RxCare Providers Corp.	NY	NIA	Salveo Specialty Pharmacy, Inc.	Ownership	100.000	UnitedHealth Group Incorporated	
		00000	45-2219585				Salveo Specialty Pharmacy, Inc.	DE	NIA	Catamaran LLC	Ownership	100.000	UnitedHealth Group Incorporated	
		00000	27-2635371				SCP Specialty Infusion, LLC	DE	NIA	AxelaCare Holdings, Inc.	Ownership	100.000	UnitedHealth Group Incorporated	
		00000	88-0492251				ScriptNet, LLC	DE	NIA	Healthcare Solutions, Inc.	Ownership	100.000	UnitedHealth Group Incorporated	
		00000					ScriptSwitch Limited	GBR	NIA	Optum UK Solutions Group Limited	Ownership	100.000	UnitedHealth Group Incorporated	
		00000	98-1202716				Seisa Serviços Integrados de Saúde Ltda.	BRA	NIA	Amil Assistência Médica Internacional S.A.	Ownership	100.000	UnitedHealth Group Incorporated	
		00000	98-1202716				Seisa Serviços Integrados de Saúde Ltda.	BRA	NIA	Cemed Care – Empresa de Atendimento Clínico Geral Ltda.	Ownership	0.000	UnitedHealth Group Incorporated	
		00000	20-4763091				Senior Care Partners, Inc.	IL	NIA	North American Medical Management – Illinois, Inc.	Ownership	100.000	UnitedHealth Group Incorporated	
		00000	27-1533951				Serquinnox Holdings LLC	DE	NIA	AxelaCare Holdings, Inc.	Ownership	100.000	UnitedHealth Group Incorporated	
		00000	27-1533840				Serquinnox LLC	DE	NIA	Serquinnox Holdings LLC	Ownership	100.000	UnitedHealth Group Incorporated	
		00000					Sierra Health and Life Insurance Company, Inc.	NV	IA	Sierra Health Services, Inc.	Ownership	100.000	UnitedHealth Group Incorporated	
		00000	94-0734860				Sierra Health Services, Inc.	NV	NIA	UnitedHealthcare, Inc.	Ownership	100.000	UnitedHealth Group Incorporated	
		00000	88-0200415				Sierra Health-Care Options, Inc.	NV	NIA	Sierra Health Services, Inc.	Ownership	100.000	UnitedHealth Group Incorporated	
		00000	88-0385705				Sierra Home Medical Products, Inc.	NV	NIA	Sierra Health Services, Inc.	Ownership	100.000	UnitedHealth Group Incorporated	
		00000	88-0264562				Sierra Nevada Administrators, Inc.	NV	NIA	Sierra Health Services, Inc.	Ownership	100.000	UnitedHealth Group Incorporated	
		00000	20-3741084				Sirona Infusion, L.L.C.	AZ	NIA	SCP Specialty Infusion, LLC	Ownership	100.000	UnitedHealth Group Incorporated	
		00000	88-0201420				Southwest Medical Associates, Inc.	NV	NIA	Sierra Health Services, Inc.	Ownership	100.000	UnitedHealth Group Incorporated	
		00000	38-2609888				Southwest Michigan Health Network Inc.	MI	NIA	UnitedHealthcare, Inc.	Ownership	100.000	UnitedHealth Group Incorporated	
		00000	41-1921983				Specialty Benefits, LLC	DE	NIA	United HealthCare Services, Inc.	Ownership	100.000	UnitedHealth Group Incorporated	

SCHEDULE Y
PART 1A - DETAIL OF INSURANCE HOLDING COMPANY SYSTEM

1	2	3	4	5	6	7	8	9	10	11	12	13	14	15
Group Code	Group Name	NAIC Company Code	ID Number	Federal RSSD	CIK	Name of Securities Exchange if Publicly Traded (U.S. or International)	Names of Parent, Subsidiaries Or Affiliates	Domi-ciliary Loca-tion	Rela-tion-ship to Reporting Entity	Directly Controlled by (Name of Entity/Person)	Type of Control (Ownership, Board, Management, Attorney-in-Fact, Influence, Other)	If Control is Ownership Provide Percentage	Ultimate Controlling Entity(ies)/Person(s)	*
		.00000	71-0886811				Spectera of New York, IPA, Inc.	.NY	NIA	Spectera, Inc.	Ownership	.100.000	UnitedHealth Group Incorporated	
		.00000	52-1260282				Spectera, Inc.	.MD	NIA	Specialty Benefits, LLC	Ownership	.100.000	UnitedHealth Group Incorporated	
		.00000	46-5587702				Spotlite, Inc.	.DE	NIA	Rally Health, Inc.	Ownership	.100.000	UnitedHealth Group Incorporated	
		.00000	90-0884047				Summit Home Infusion, LLC	.DE	NIA	AxelaCare Holdings, Inc.	Ownership	.100.000	UnitedHealth Group Incorporated	
		.00000					SXC Comet, LLC	.DE	NIA	Catamaran LLC	Ownership	.100.000	UnitedHealth Group Incorporated	
		.00000	56-1970224				The Lewin Group, Inc.	.NC	NIA	Optum Public Sector Solutions, Inc.	Ownership	.100.000	UnitedHealth Group Incorporated	
		.00000	25-1825549				Three Rivers Holdings, Inc.	.DE	UDP	AmeriChoice Corporation	Ownership	.100.000	UnitedHealth Group Incorporated	
		.00000	52-1431155				Travel Express Incorporated	.MD	NIA	FrontierMEDEX, Inc.	Ownership	.100.000	UnitedHealth Group Incorporated	
		.00000	20-4963945				Trinity Infusion, Inc.	.NC	NIA	Ambient Healthcare, Inc.	Ownership	.100.000	UnitedHealth Group Incorporated	
		.00000	94-3077084				U.S. Behavioral Health Plan, California	.CA	.IA	United Behavioral Health	Ownership	.100.000	UnitedHealth Group Incorporated	
.0707	UnitedHealth Group Incorporated	.00000	41-1913059				UHC International Services, Inc.	.DE	NIA	UnitedHealth Group Incorporated	Ownership	.100.000	UnitedHealth Group Incorporated	
		.00000	95-2931460				UHC of California	.CA	.IA	United HealthCare Services, Inc.	Ownership	.100.000	UnitedHealth Group Incorporated	
		.00000					UHG Brasil Participações S.A.	.BRA	NIA	Polar II Fundo de Investimento em Participações	Ownership	.100.000	UnitedHealth Group Incorporated	
		.00000	41-1921008				UHC Holdings, Inc.	.DE	NIA	United HealthCare Services, Inc.	Ownership	.100.000	UnitedHealth Group Incorporated	
		.00000	14-1892398				Ultima Rx, LLC	.FL	NIA	United HealthCare Services, Inc.	Ownership	.100.000	UnitedHealth Group Incorporated	
		.00000	39-1995276				UMR, Inc.	.DE	NIA	United HealthCare Services, Inc.	Ownership	.100.000	UnitedHealth Group Incorporated	
		.91529	52-1996029				Unimerica Insurance Company	.WI	.IA	OptumHealth Holdings, LLC	Ownership	.100.000	UnitedHealth Group Incorporated	
		.11596	01-0637149				Unimerica Life Insurance Company of New York	.NY	.IA	UnitedHealthcare Insurance Company	Ownership	.100.000	UnitedHealth Group Incorporated	
		.00000	25-1877716				Unison Administrative Services, LLC	.PA	NIA	Three Rivers Holdings, Inc.	Ownership	.100.000	UnitedHealth Group Incorporated	
		.00000	20-5917714				Unison Health Plan of Delaware, Inc.	.DE	.IA	Three Rivers Holdings, Inc.	Ownership	.100.000	UnitedHealth Group Incorporated	
.0707	UnitedHealth Group Incorporated	.13032	26-0651931				Unison Health Plan of the Capital Area, Inc.	.DC	.IA	Three Rivers Holdings, Inc.	Ownership	.100.000	UnitedHealth Group Incorporated	
		.00000	94-2649097				United Behavioral Health	.CA	NIA	OptumHealth Holdings, LLC	Ownership	.100.000	UnitedHealth Group Incorporated	
		.00000	41-1868911				United Behavioral Health of New York, I.P.A., Inc.	.NY	NIA	United Behavioral Health	Ownership	.100.000	UnitedHealth Group Incorporated	
		.00000	41-1941615				United Health Foundation	.MN	NIA	UnitedHealth Group Incorporated	Ownership	.100.000	UnitedHealth Group Incorporated	
		.00000	41-1289245	3410132			United HealthCare Services, Inc.	.MN	NIA	UnitedHealth Group Incorporated	Ownership	.100.000	UnitedHealth Group Incorporated	
		.00000	30-0318238				United Resource Networks IPA of New York, Inc.	.NY	NIA	OptumHealth Care Solutions, Inc.	Ownership	.100.000	UnitedHealth Group Incorporated	
		.00000	01-0538317				UnitedHealth Advisors, LLC	.ME	NIA	United HealthCare Services, Inc.	Ownership	.100.000	UnitedHealth Group Incorporated	
		.00000	98-1097761				UnitedHealth Group Global Healthcare Services Limited	.IRL	NIA	Optum Global Solutions International B.V.	Ownership	.100.000	UnitedHealth Group Incorporated	
		.00000	98-1097776				UnitedHealth Group Global Services, Inc.	.PHL	NIA	Optum Global Solutions International B.V.	Ownership	.99.990	UnitedHealth Group Incorporated	.1
		.00000	41-1321939		0000731766	New York Stock Exchange	UnitedHealth Group Incorporated	.DE	UIP	Optum Global Solutions International B.V.		.0.000		
		.00000	98-1093259				UnitedHealth Group Information Services Private Limited	.JND	NIA	Optum Global Solutions International B.V.	Ownership	.99.370	UnitedHealth Group Incorporated	
		.00000	98-1093259				UnitedHealth Group Information Services Private Limited	.JND	NIA	UnitedHealth International, Inc.	Ownership	.0.630	UnitedHealth Group Incorporated	
		.00000	98-1079826				UnitedHealth Group International GP	.CYM	NIA	UnitedHealth Group Incorporated	Ownership	.100.000	UnitedHealth Group Incorporated	
		.00000	98-1080118				UnitedHealth Group International L.P.	.CYM	NIA	UnitedHealth Group International GP	Ownership	.84.984	UnitedHealth Group Incorporated	.7
		.00000	98-1080118				UnitedHealth Group International L.P.	.CYM	NIA	FMG Holdings, LLC	Ownership	.14.815	UnitedHealth Group Incorporated	.7
		.00000	98-1080118				UnitedHealth Group International L.P.	.CYM	NIA	Hygeia Corporation	Ownership	.0.201	UnitedHealth Group Incorporated	.7
		.00000	46-3311984				UnitedHealth Group Ventures, LLC	.DE	NIA	UnitedHealth Group Incorporated	Ownership	.100.000	UnitedHealth Group Incorporated	
		.00000	41-1917398				UnitedHealth International, Inc.	.DE	NIA	UnitedHealth Group Incorporated	Ownership	.100.000	UnitedHealth Group Incorporated	
		.00000	26-2574977				UnitedHealth Military & Veterans Services, LLC	.DE	NIA	United HealthCare Services, Inc.	Ownership	.100.000	UnitedHealth Group Incorporated	
		.00000	98-0559902				UnitedHealth UK Limited	.GBR	NIA	Optum Solutions UK Holdings Limited	Ownership	.100.000	UnitedHealth Group Incorporated	

SCHEDULE Y
PART 1A - DETAIL OF INSURANCE HOLDING COMPANY SYSTEM

1	2	3	4	5	6	7	8	9	10	11	12	13	14	15
Group Code	Group Name	NAIC Company Code	ID Number	Federal RSSD	CIK	Name of Securities Exchange if Publicly Traded (U.S. or International)	Names of Parent, Subsidiaries Or Affiliates	Domi-ciliary Location	Relation-ship to Reporting Entity	Directly Controlled by (Name of Entity/Person)	Type of Control (Ownership, Board, Management, Attorney-in-Fact, Influence, Other)	If Control is Ownership Provide Percentage	Ultimate Controlling Entity(ies)/Person(s)	*
...0707...	UnitedHealth Group Incorporated	...95174...	33-0115163				UnitedHealthcare Benefits of Texas, Inc.	TX	IA	United HealthCare Services, Inc.	Ownership	...100.000...	UnitedHealth Group Incorporated	
		...00000...	47-3221444				UnitedHealthcare Benefits Plan of California	CA	IA	United HealthCare Services, Inc.	Ownership	...100.000...	UnitedHealth Group Incorporated	
		...00000...	46-4348775				UnitedHealthcare Community Plan of California, Inc.	CA	IA	United HealthCare Services, Inc.	Ownership	...100.000...	UnitedHealth Group Incorporated	
...0707...	UnitedHealth Group Incorporated	...13168...	26-2688274				UnitedHealthcare Community Plan of Georgia, Inc.	GA	IA	AmeriChoice Corporation	Ownership	...100.000...	UnitedHealth Group Incorporated	
...0707...	UnitedHealth Group Incorporated	...12323...	56-2451429				UnitedHealthcare Community Plan of Ohio, Inc.	OH	RE	Three Rivers Holdings, Inc.	Ownership	...100.000...	UnitedHealth Group Incorporated	
...0707...	UnitedHealth Group Incorporated	...11141...	91-2008361				UnitedHealthcare Community Plan of Texas, L.L.C.	TX	IA	Ovations, Inc.	Ownership	...100.000...	UnitedHealth Group Incorporated	
...0707...	UnitedHealth Group Incorporated	...95467...	38-3204052				UnitedHealthcare Community Plan, Inc.	MI	IA	AmeriChoice Corporation	Ownership	...100.000...	UnitedHealth Group Incorporated	
		...00000...	98-1200034				UnitedHealthcare Consulting & Assistance Service (Beijing) Co., Ltd.	CHN	NIA	UnitedHealthcare International I B.V.	Ownership	...100.000...	UnitedHealth Group Incorporated	
		...00000...	98-1199879				UnitedHealthcare Europe S.á.r.l.	LUX	NIA	UnitedHealthcare International V S.á.r.l.	Ownership	...100.000...	UnitedHealth Group Incorporated	
		...00000...	98-1099116				UnitedHealthcare India Private Limited	JND	NIA	UnitedHealthcare International II B.V.	Ownership	...99.994...	UnitedHealth Group Incorporated	
		...00000...	98-1099116				UnitedHealthcare India Private Limited	JND	NIA	UnitedHealth International, Inc.	Ownership	...0.007...	UnitedHealth Group Incorporated	
...0707...	UnitedHealth Group Incorporated	...79413...	36-2739571				UnitedHealthcare Insurance Company	CT	IA	UHC Holdings, Inc.	Ownership	...100.000...	UnitedHealth Group Incorporated	
...0707...	UnitedHealth Group Incorporated	...60318...	36-3800349				UnitedHealthcare Insurance Company of Illinois	IL	IA	UnitedHealthcare Insurance Company	Ownership	...100.000...	UnitedHealth Group Incorporated	
...0707...	UnitedHealth Group Incorporated	...60093...	11-3283886				UnitedHealthcare Insurance Company of New York	NY	IA	UnitedHealthcare Insurance Company	Ownership	...100.000...	UnitedHealth Group Incorporated	
...0707...	UnitedHealth Group Incorporated	...12231...	20-1902768				UnitedHealthcare Insurance Company of the River Valley	IL	IA	UnitedHealthcare Services Company of the River Valley, Inc.	Ownership	...100.000...	UnitedHealth Group Incorporated	
		...00000...	86-0618309				UnitedHealthcare Integrated Services, Inc.	AZ	IA	Ovations, Inc.	Ownership	...100.000...	UnitedHealth Group Incorporated	
		...00000...	41-1988797				UnitedHealthcare International Asia, LLC	DE	NIA	UnitedHealth Group Incorporated	Ownership	...100.000...	UnitedHealth Group Incorporated	
		...00000...	98-1100512				UnitedHealthcare International I B.V.	NLD	NIA	UnitedHealth Group International L.P.	Ownership	...100.000...	UnitedHealth Group Incorporated	
		...00000...	98-1079595				UnitedHealthcare International I S.á.r.l.	LUX	NIA	UnitedHealth Group International L.P.	Ownership	...100.000...	UnitedHealth Group Incorporated	
		...00000...	98-1100980				UnitedHealthcare International II B.V.	NLD	NIA	UnitedHealthcare International I B.V.	Ownership	...100.000...	UnitedHealth Group Incorporated	
		...00000...	98-1079459				UnitedHealthcare International II S.á.r.l.	LUX	NIA	UnitedHealthcare International I S.á.r.l.	Ownership	...100.000...	UnitedHealth Group Incorporated	
		...00000...	98-1077436				UnitedHealthcare International III S.á.r.l.	LUX	NIA	UnitedHealthcare International IV S.á.r.l.	Ownership	...100.000...	UnitedHealth Group Incorporated	
		...00000...	98-1080926				UnitedHealthcare International IV S.á.r.l.	LUX	NIA	UnitedHealthcare International II S.á.r.l.	Ownership	...100.000...	UnitedHealth Group Incorporated	
		...00000...	98-1257473				UnitedHealthcare International V S.á.r.l.	LUX	NIA	UnitedHealth Group International L.P.	Ownership	...100.000...	UnitedHealth Group Incorporated	
...0707...	UnitedHealth Group Incorporated	...97179...	86-0207231				UnitedHealthcare Life Insurance Company	WI	IA	Golden Rule Financial Corporation	Ownership	...100.000...	UnitedHealth Group Incorporated	
...0707...	UnitedHealth Group Incorporated	...95784...	63-0899562				UnitedHealthcare of Alabama, Inc.	AL	IA	UnitedHealthcare, Inc.	Ownership	...100.000...	UnitedHealth Group Incorporated	
...0707...	UnitedHealth Group Incorporated	...96016...	86-0507074				UnitedHealthcare of Arizona, Inc.	AZ	IA	UnitedHealthcare, Inc.	Ownership	...100.000...	UnitedHealth Group Incorporated	
...0707...	UnitedHealth Group Incorporated	...95446...	63-1036819				UnitedHealthcare of Arkansas, Inc.	AR	IA	UnitedHealthcare, Inc.	Ownership	...100.000...	UnitedHealth Group Incorporated	
...0707...	UnitedHealth Group Incorporated	...95090...	84-1004639				UnitedHealthcare of Colorado, Inc.	CO	IA	UnitedHealthcare, Inc.	Ownership	...100.000...	UnitedHealth Group Incorporated	
...0707...	UnitedHealth Group Incorporated	...95264...	59-1293865				UnitedHealthcare of Florida, Inc.	FL	IA	UnitedHealthcare, Inc.	Ownership	...100.000...	UnitedHealth Group Incorporated	
...0707...	UnitedHealth Group Incorporated	...95850...	58-1653544				UnitedHealthcare of Georgia, Inc.	GA	IA	UnitedHealthcare, Inc.	Ownership	...100.000...	UnitedHealth Group Incorporated	
...0707...	UnitedHealth Group Incorporated	...95776...	36-3280214				UnitedHealthcare of Illinois, Inc.	IL	IA	UnitedHealthcare, Inc.	Ownership	...100.000...	UnitedHealth Group Incorporated	
...0707...	UnitedHealth Group Incorporated	...96644...	62-1240316				UnitedHealthcare of Kentucky, Ltd.	KY	IA	United HealthCare Services, Inc.	Ownership	...94.180...	UnitedHealth Group Incorporated	6
...0707...	UnitedHealth Group Incorporated	...96644...	62-1240316				UnitedHealthcare of Kentucky, Ltd.	KY	IA	UnitedHealthcare, Inc.	Ownership	...5.820...	UnitedHealth Group Incorporated	6
...0707...	UnitedHealth Group Incorporated	...95833...	72-1074008				UnitedHealthcare of Louisiana, Inc.	LA	IA	UnitedHealthcare, Inc.	Ownership	...100.000...	UnitedHealth Group Incorporated	
...0707...	UnitedHealth Group Incorporated	...95716...	63-1036817				UnitedHealthcare of Mississippi, Inc.	MS	IA	UnitedHealthcare, Inc.	Ownership	...100.000...	UnitedHealth Group Incorporated	
...0707...	UnitedHealth Group Incorporated	...95149...	05-0413469				UnitedHealthcare of New England, Inc.	RI	IA	United HealthCare Services, Inc.	Ownership	...100.000...	UnitedHealth Group Incorporated	

SCHEDULE Y
PART 1A - DETAIL OF INSURANCE HOLDING COMPANY SYSTEM

1	2	3	4	5	6	7	8	9	10	11	12	13	14	15
Group Code	Group Name	NAIC Company Code	ID Number	Federal RSSD	CIK	Name of Securities Exchange if Publicly Traded (U.S. or International)	Names of Parent, Subsidiaries Or Affiliates	Domi-ciliary Loca-tion	Relation-ship to Reporting Entity	Directly Controlled by (Name of Entity/Person)	Type of Control (Ownership, Board, Management, Attorney-in-Fact, Influence, Other)	If Control is Ownership Provide Percen-tage	Ultimate Controlling Entity(ies)/Person(s)	*
..0707	UnitedHealth Group Incorporated	..13214	26-2697886				UnitedHealthcare of New Mexico, Inc.	..NM	..IA	UnitedHealthcare Insurance Company	Ownership	..100.000	UnitedHealth Group Incorporated	
..0707	UnitedHealth Group Incorporated	..95085	06-1172891				UnitedHealthcare of New York, Inc.	..NY	..IA	AmeriChoice Corporation	Ownership	..100.000	UnitedHealth Group Incorporated	
..0707	UnitedHealth Group Incorporated	..95103	56-1461010				UnitedHealthcare of North Carolina, Inc.	..NC	..IA	UnitedHealthcare, Inc.	Ownership	..100.000	UnitedHealth Group Incorporated	
..0707	UnitedHealth Group Incorporated	..95186	31-1142815				UnitedHealthcare of Ohio, Inc.	..OH	..IA	United HealthCare Services, Inc.	Ownership	..100.000	UnitedHealth Group Incorporated	
..0707	UnitedHealth Group Incorporated	..96903	33-0115166				UnitedHealthcare of Oklahoma, Inc.	..OK	..IA	United HealthCare Services, Inc.	Ownership	..100.000	UnitedHealth Group Incorporated	
..0707	UnitedHealth Group Incorporated	..95893	93-0938819				UnitedHealthcare of Oregon, Inc.	..OR	..IA	United HealthCare Services, Inc.	Ownership	..100.000	UnitedHealth Group Incorporated	
..0707	UnitedHealth Group Incorporated	..95220	25-1756858				UnitedHealthcare of Pennsylvania, Inc.	..PA	..IA	Three Rivers Holdings, Inc.	Ownership	..100.000	UnitedHealth Group Incorporated	
..0707	UnitedHealth Group Incorporated	..95765	95-3939697				UnitedHealthcare of Texas, Inc.	..TX	..IA	UnitedHealthcare, Inc.	Ownership	..100.000	UnitedHealth Group Incorporated	
							UnitedHealthcare of the Mid-Atlantic, Inc.							
..0707	UnitedHealth Group Incorporated	..95025	52-1130183					..MD	..IA	UnitedHealthcare, Inc.	Ownership	..100.000	UnitedHealth Group Incorporated	
..0707	UnitedHealth Group Incorporated	..95591	47-0676824				UnitedHealthcare of the Midlands, Inc.	..NE	..IA	UnitedHealthcare, Inc.	Ownership	..100.000	UnitedHealth Group Incorporated	
..0707	UnitedHealth Group Incorporated	..96385	43-1361841				UnitedHealthcare of the Midwest, Inc.	..MO	..IA	UnitedHealthcare, Inc.	Ownership	..100.000	UnitedHealth Group Incorporated	
..0707	UnitedHealth Group Incorporated	..95501	41-1488563				UnitedHealthcare of Utah, Inc.	..UT	..IA	UnitedHealthcare, Inc.	Ownership	..100.000	UnitedHealth Group Incorporated	
..0707	UnitedHealth Group Incorporated	..48038	91-1312551				UnitedHealthcare of Washington, Inc.	..WA	..IA	United HealthCare Services, Inc.	Ownership	..100.000	UnitedHealth Group Incorporated	
..0707	UnitedHealth Group Incorporated	..95710	39-1555888				UnitedHealthcare of Wisconsin, Inc.	..WI	..IA	UnitedHealthcare, Inc.	Ownership	..100.000	UnitedHealth Group Incorporated	
							UnitedHealthcare Plan of the River Valley, Inc.			UnitedHealthcare Services Company of the River Valley, Inc.	Ownership	..100.000	UnitedHealth Group Incorporated	
..0707	UnitedHealth Group Incorporated	..95378	36-3379945				UnitedHealthcare Service LLC	..IL	..IA	UnitedHealthcare Insurance Company	Ownership	..100.000	UnitedHealth Group Incorporated	
		..00000	47-0854646				UnitedHealthcare Services Company of the River Valley, Inc.	..DE	..NIA		Ownership	..100.000	UnitedHealth Group Incorporated	
		..00000	36-3355110				UnitedHealthcare Specialty Benefits, LLC	..ME	..NIA	Specialty Benefits, LLC	Ownership	..100.000	UnitedHealth Group Incorporated	
		..00000	01-0518346				UnitedHealthcare, Inc.	..DE	..NIA	United HealthCare Services, Inc.	Ownership	..100.000	UnitedHealth Group Incorporated	
		..00000	41-1922511							Optum Clinics Intermediate Holdings, Inc.	Ownership	..100.000	UnitedHealth Group Incorporated	
		..00000	26-0382877				Urgent Care Holdings, Inc.	..DE	..NIA		Ownership	..100.000	UnitedHealth Group Incorporated	
		..00000	26-3667220				Urgent Care MSO, LLC	..DE	..NIA	Urgent Care Holdings, Inc.	Ownership	..100.000	UnitedHealth Group Incorporated	
		..00000	87-0757396				Valley Physicians Network, Inc.	..CA	..NIA	PrimeCare Medical Network, Inc.	Ownership	..100.000	UnitedHealth Group Incorporated	
		..00000	74-2797745				WellMed Medical Management of Florida, Inc.	..FL	..NIA	WellMed Medical Management, Inc.	Ownership	..100.000	UnitedHealth Group Incorporated	
		..00000	74-2786364				WellMed Medical Management, Inc.	..TX	..NIA	Collaborative Care Holdings, LLC	Ownership	..80.000	UnitedHealth Group Incorporated	..1
		..00000	45-0636596				WESTMED Practice Partners LLC	..DE	..NIA	Collaborative Care Holdings, LLC	Ownership	..86.150	UnitedHealth Group Incorporated	..1
		..00000	52-2102846				XLHealth Corporation	..MD	..NIA	United HealthCare Services, Inc.	Ownership	..100.000	UnitedHealth Group Incorporated	
		..00000	98-1107695				XLHealth Corporation India Private Limited	..JND	..NIA	XLHealth Corporation	Ownership	..100.000	UnitedHealth Group Incorporated	
		..00000	11-3764012				Your Health Options Insurance Services, Inc.	..CA	..NIA	PrimeCare Medical Network, Inc.	Ownership	..100.000	UnitedHealth Group Incorporated	
		..00000	27-0172594				Your Partner in Health Services, Inc.	..IL	..NIA	North American Medical Management - Illinois, Inc.	Ownership	..100.000	UnitedHealth Group Incorporated	

Asterisk	Explanation
1	The remaining percentage is owned by outside party(ies), external shareholder(s), external investors or non-affiliated company(ies).
2	The remaining percentage is owned by former controlling shareholders of the parent company.
3	The remaining 50% is owned by 28 individual partners.
4	The remaining 0.76% owned by external shareholders and 0.04% owned by Treasury Shares.
5	The remaining percentage is owned by officer(s) and/or director(s) of the legal entity or its parent company.
6	The general partnership interest of 89.77% is held by United HealthCare Services, Inc. (UHS) and 10.23% is held by UnitedHealthcare, Inc. (UHC). UHS also holds 100% of the limited partnership interests. When combining general and limited partner interests, UHS owns 94.18% and UHC owns 5.82%.
7	UnitedHealth Group International GP is the general partner of UnitedHealth Group International, L.P.

SCHEDULE Y

PART 2 - SUMMARY OF INSURER'S TRANSACTIONS WITH ANY AFFILIATES

1	2	3	4	5	6	7	8	9	10	11	12	13
NAIC Company Code	ID Number	Names of Insurers and Parent, Subsidiaries or Affiliates	Shareholder Dividends	Capital Contributions	Purchases, Sales or Exchanges of Loans, Securities, Real Estate, Mortgage Loans or Other Investments	Income/ (Disbursements) Incurred in Connection with Guarantees or Undertakings for the Benefit of any Affiliate(s)	Management Agreements and Service Contracts	Income/ (Disbursements) Incurred Under Reinsurance Agreements	*	Any Other Material Activity Not in the Ordinary Course of the Insurer's Business	Totals	Reinsurance Recoverable/ (Payable) on Losses and/or Reserve Credit Taken/(Liability)
	41-1913523	ACN Group IPA of New York, Inc.	.0	.0	.0	.0	2,775,721	.0		.0	2,775,721	.0
	27-0015861	ACN Group of California, Inc.	(3,000,000)	.0	.0	.0	6,854,278	.0		.0	3,854,278	.0
82406	35-1665915	All Savers Insurance Company	.0	908,000,000	.0	.0	(35,074,220)	1,442,503		.0	874,368,283	1,373,698
73130	35-1744596	All Savers Life Insurance Company of California	.0	.0	.0	.0	59,118	.0		.0	59,118	.0
	54-1743136	AmeriChoice Corporation	.0	(3,500,000)	.0	.0	.0	.0		.0	(3,500,000)	.0
13178	26-2481299	AmeriChoice of Connecticut, Inc.	.0	.0	.0	.0	28,598	.0		.0	28,598	.0
13168	26-2688274	AmeriChoice of Georgia, Inc.	.0	.0	.0	.0	2,815	.0		.0	2,815	.0
95497	22-3368602	AmeriChoice of New Jersey, Inc.	(86,750,000)	.0	.0	.0	(244,217,095)	.0		.0	(330,967,095)	.0
	86-0813232	APIPA	(15,000,000)	.0	.0	.0	(306,319,445)	.0		.0	(321,319,445)	.0
	88-0267857	Behavioral Healthcare Options, Inc.	.0	.0	.0	.0	16,765,999	.0		.0	16,765,999	.0
12558	45-4976934	Care Improvement Plus of Texas Insurance Company	(55,000,000)	.0	.0	.0	(157,318,053)	.0		.0	(212,318,053)	.0
12567	20-3888112	Care Improvement Plus South Central Insurance Company	(65,000,000)	.0	.0	.0	(438,200,040)	(47,433)		.0	(503,247,473)	.0
14041	27-5038136	Care Improvement Plus Wisconsin Insurance Company	.0	4,000,000	.0	.0	(10,127,584)	.0		.0	(6,127,584)	.0
	52-1811176	DBP Services of New York IPA, Inc.	.0	.0	.0	.0	1,481,740	.0		.0	1,481,740	.0
	52-1452809	Dental Benefit Providers of California, Inc.	(15,000,000)	.0	.0	.0	544,260	.0		.0	(14,455,740)	.0
52053	36-4008355	Dental Benefit Providers of Illinois, Inc.	.0	.0	.0	.0	(412,224)	.0		.0	(412,224)	.0
	41-2014834	Dental Benefit Providers, Inc.	.0	.0	.0	.0	107,705,713	.0		.0	107,705,713	.0
	88-0223385	Family Health Care Services	.0	.0	.0	.0	27,921,601	.0		.0	27,921,601	.0
	88-0257036	Family Home Hospice, Inc.	.0	.0	.0	.0	914,895	.0		.0	914,895	.0
	37-0855360	Golden Rule Financial Corporation	.0	(1,153,000,000)	.0	.0	.0	.0		.0	(1,153,000,000)	.0
62286	37-6028756	Golden Rule Insurance Company	(150,000,000)	.0	.0	.0	(194,938,799)	.0		.0	(344,938,799)	.0
	98-0213198	H&W Indemnity (SPC), Ltd.	.0	.0	.0	.0	.0	(4,993,374)		.0	(4,993,374)	21,437,824
79480	35-1279304	Harken Health Insurance Company	.0	40,000,000	.0	.0	10,451,310	.0		.0	50,451,310	.0
43893	13-3584296	Health Net Insurance of New York, Inc.	.0	.0	.0	.0	(23,799)	.0		.0	(23,799)	.0
95968	06-1084283	Health Net of Connecticut, Inc.	.0	.0	.0	.0	.0	987		.0	987	.0
96342	88-0201035	Health Plan of Nevada	(88,200,000)	.0	.0	.0	(784,751,223)	11,583		.0	(872,939,640)	95,924
	13-4138668	INSPIRIS of New York IPA, Inc.	.0	.0	.0	.0	243,456,614	.0		.0	243,456,614	.0
	45-3143218	Lifepoint East, Inc.	.0	.0	.0	.0	57,725,709	.0		.0	57,725,709	.0
	27-2309024	Lifepoint Health, Inc.	.0	.0	.0	.0	1,215,980,667	.0		.0	1,215,980,667	.0
60321	52-1803283	MMSI Life and Health Insurance Company	(10,500,000)	.0	.0	.0	(8,048,033)	(88,006)		.0	(18,636,039)	215,133
96310	52-1169135	MD-Individual Practice Association, Inc.	(51,000,000)	.0	.0	.0	(33,641,925)	(743,488)		.0	(85,385,413)	1,001,056
12756	20-3391186	Medica Health Plans of Florida, Inc.	.0	.0	.0	.0	881,064	.0		.0	881,064	.0
12155	01-0788576	Medica HealthCare Plans, Inc.	.0	22,000,000	.0	.0	(44,985,878)	.0		.0	(22,985,878)	.0
95251	76-0196559	National Pacific Dental, Inc.	(2,900,000)	.0	.0	.0	(3,225,035)	.0		.0	(6,125,035)	.0
95123	65-0996107	Neighborhood Health Partnership, Inc.	(14,000,000)	.0	.0	.0	(63,682,901)	.0		.0	(77,682,901)	.0
95758	88-0228572	Nevada Pacific Dental	.0	.0	.0	.0	(460,643)	.0		.0	(460,643)	.0
96940	52-1518174	Optimum Choice, Inc.	(41,500,000)	(6,000,000)	.0	.0	(29,232,390)	(318,199)		.0	(77,050,589)	35,956
	41-1591944	OptumHealth Care Solutions, Inc.	.0	.0	.0	.0	74,517,576	.0		.0	74,517,576	.0

SCHEDULE Y

PART 2 - SUMMARY OF INSURER'S TRANSACTIONS WITH ANY AFFILIATES

1	2	3	4	5	6	7	8	9	10	11	12	13
NAIC Company Code	ID Number	Names of Insurers and Parent, Subsidiaries or Affiliates	Shareholder Dividends	Capital Contributions	Purchases, Sales or Exchanges of Loans, Securities, Real Estate, Mortgage Loans or Other Investments	Income/ (Disbursements) Incurred in Connection with Guarantees or Undertakings for the Benefit of any Affiliate(s)	Management Agreements and Service Contracts	Income/ (Disbursements) Incurred Under Reinsurance Agreements	*	Any Other Material Activity Not in the Ordinary Course of the Insurer's Business	Totals	Reinsurance Recoverable/ (Payable) on Losses and/or Reserve Credit Taken/(Liability)
	41-1858498	OptumInsight, Inc.	.0	.0	.0	.0	248,353,819	.0		.0	248,353,819	.0
	33-0441200	OptumRx, Inc.	.0	.0	.0	.0	921,839,930	.0		.0	921,839,930	.0
	13-3818652	OrthoNet LLC	.0	.0	.0	.0	5,193,200	.0		.0	5,193,200	.0
	30-0029448	OrthoNet of the Mid-Atlantic, Inc.	.0	.0	.0	.0	(1,452,793)	.0		.0	(1,452,793)	.0
	41-1921007	Ovations, Inc.	25,000,000	7,500,000	.0	.0	.0	.0		.0	32,500,000	.0
78026	22-2797560	Oxford Health Insurance, Inc.	(75,000,000)	.0	.0	.0	(572,872,133)	(17,579,185)		.0	(665,451,318)	17,837,372
96798	06-1181201	Oxford Health Plans (CT), Inc.	(35,913,213)	(19,086,787)	.0	.0	(68,392,667)	(913,149)		.0	(124,305,816)	89,207
95506	22-2745725	Oxford Health Plans (NJ), Inc.	(22,500,000)	.0	.0	.0	(135,231,398)	7,032,031		.0	(150,699,367)	5,663,803
95479	06-1181200	Oxford Health Plans (NY), Inc.	(40,000,000)	.0	.0	.0	(208,350,204)	.0		.0	(248,350,204)	.0
70785	35-1137395	PacifiCare Life and Health Insurance Company	.0	.0	.0	.0	(1,999,377)	157		.0	(1,999,220)	12,168
84506	95-2829463	PacifiCare Life Assurance Company	.0	.0	.0	.0	201,986	.0		.0	201,986	.0
95617	94-3267522	PacifiCare of Arizona, Inc.	(57,000,000)	.0	.0	.0	(316,597,848)	(965,121)		.0	(374,562,969)	.0
95434	84-1011378	PacifiCare of Colorado, Inc.	(50,000,000)	(13,000,000)	.0	.0	(138,198,737)	(973,618)		.0	(202,172,355)	.0
95685	86-0875231	PacifiCare of Nevada, Inc.	.0	(7,000,000)	.0	.0	(13,797,013)	(210,777)		.0	(21,007,790)	.0
11494	04-3677255	Physicians Health Choice of Texas, LLC	.0	(20,000,000)	.0	.0	(34,323,110)	(1,139,470)		.0	(55,462,580)	686,046
11176	65-0885893	Preferred Care Partners, Inc.	(65,278,058)	(7,794,307)	.0	.0	(74,774,496)	.0		.0	(147,846,861)	.0
	33-0607478	PrimeCare Medical Network, Inc.	.0	.0	.0	.0	238,156,198	.0		.0	238,156,198	.0
71420	94-0734860	Sierra Health and Life Insurance Company	.0	620,000,000	.0	.0	(679,336,956)	(448,869)		.0	(59,785,825)	(95,924)
	88-0200415	Sierra Health Services, Inc.	.0	(620,000,000)	.0	.0	.0	.0		.0	(620,000,000)	.0
	88-0385705	Sierra Home Medical Products, Inc.	.0	.0	.0	.0	42,431,777	.0		.0	42,431,777	.0
	88-0201420	Southwest Medical Associates, Inc.	.0	.0	.0	.0	609,577,000	.0		.0	609,577,000	.0
	71-0886811	Spectera of New York, IPA, Inc.	.0	.0	.0	.0	12,088	.0		.0	12,088	.0
	52-1260282	Spectera, Inc.	.0	.0	.0	.0	11,982,936	.0		.0	11,982,936	.0
	94-3077084	U.S. Behavioral Health Plan, California	.0	.0	.0	.0	42,286,212	.0		.0	42,286,212	.0
91529	52-1996029	Unimerica Insurance Company	(85,000,000)	.0	.0	.0	(57,473,367)	34,452,721		.0	(108,020,646)	(91,607,245)
11596	01-0637149	Unimerica Life Insurance Company of New York	.0	.0	.0	.0	(1,494,115)	.0		.0	(1,494,115)	.0
	20-5917714	Unison Health Plan of Delaware, Inc.	(20,000,000)	.0	.0	.0	(53,287,951)	(5,438,055)		.0	(78,726,006)	1,207,067
13032	26-0651931	Unison Health Plan of the Capital Area, Inc.	.0	.0	.0	.0	(2,527,110)	(669)		.0	(2,527,779)	.0
	94-2649097	United Behavioral Health	.0	.0	.0	.0	843,975,986	.0		.0	843,975,986	.0
	41-1868911	United Behavioral Health of New York, I.P.A., Inc.	.0	.0	.0	.0	2,059,474	.0		.0	2,059,474	.0
	41-1289245	United HealthCare Services, Inc.	3,741,278,058	(2,705,693)	.0	.0	8,559,408,232	.0		.0	12,297,980,597	.0
	30-0318238	United Resource Networks IPA of New York, Inc.	.0	.0	.0	.0	587,395	.0		.0	587,395	.0
	41-1321939	UnitedHealth Group Incorporated	487,363,213	19,086,787	.0	.0	2,810,370,513	.0		.0	3,316,820,513	.0
95174	33-0115163	UnitedHealthcare Benefits of Texas, Inc.	(155,000,000)	.0	.0	.0	(277,516,986)	(2,220,299)		.0	(434,737,285)	4,093,654
	47-3221444	UnitedHealthcare Benefits Plan of California	.0	5,000,000	.0	.0	87,179	.0		.0	5,087,179	.0
	46-4348775	UnitedHealthcare Community Plan of California, Inc.	.0	3,500,000	.0	.0	.0	.0		.0	3,500,000	.0

SCHEDULE Y

PART 2 - SUMMARY OF INSURER'S TRANSACTIONS WITH ANY AFFILIATES

1	2	3	4	5	6	7	8	9	10	11	12	13
NAIC Company Code	ID Number	Names of Insurers and Parent, Subsidiaries or Affiliates	Shareholder Dividends	Capital Contributions	Purchases, Sales or Exchanges of Loans, Securities, Real Estate, Mortgage Loans or Other Investments	Income/ (Disbursements) Incurred in Connection with Guarantees or Undertakings for the Benefit of any Affiliate(s)	Management Agreements and Service Contracts	Income/ (Disbursements) Incurred Under Reinsurance Agreements	*	Any Other Material Activity Not in the Ordinary Course of the Insurer's Business	Totals	Reinsurance Recoverable/ (Payable) on Losses and/or Reserve Credit Taken/(Liability)
12323	56-2451429	UnitedHealthcare Community Plan of Ohio, Inc.	(47,000,000)	.0	.0	.0	(319,083,713)	(2,966,170)		.0	(369,049,883)	11,089,373
11141	91-2008361	UnitedHealthcare Community Plan of Texas, L.L.C.	(30,000,000)	.0	.0	.0	(246,337,264)	(672,343)		.0	(277,009,607)	11,407,579
95467	38-3204052	UnitedHealthcare Community Plan, Inc.	(55,000,000)	.0	.0	.0	(127,995,806)	1,489,794		.0	(181,506,012)	756,165
79413	36-2739571	UnitedHealthcare Insurance Company	(1,786,500,000)	.0	.0	.0	(5,438,410,464)	115,560,663		.0	(7,109,349,801)	(419,734,142)
60318	36-3800349	UnitedHealthcare Insurance Company of Illinois	(49,500,000)	.0	.0	.0	(136,027,661)	75,749		.0	(185,451,912)	5,058,189
60093	11-3283886	UnitedHealthcare Insurance Company of New York	(45,000,000)	.0	.0	.0	(286,947,058)	(72,826,414)		.0	(404,773,472)	341,874,070
12231	20-1902768	UnitedHealthcare Insurance Company of the River Valley	.0	45,000,000	.0	.0	(70,160,640)	(222,106)		.0	(25,382,746)	114,664
	86-0618309	UnitedHealthcare Integrated Services, Inc.	(25,000,000)	(7,500,000)	.0	.0	(444,419)	.0		.0	(32,944,419)	.0
97179	86-0207231	UnitedHealthcare Life insurance Company	.0	245,000,000	.0	.0	(3,463,620)	(2,451)		.0	241,533,929	(11,547)
95784	63-0899562	UnitedHealthcare of Alabama, Inc.	(30,500,000)	.0	.0	.0	(75,026,807)	471,151		.0	(105,055,656)	.0
96016	86-0507074	UnitedHealthcare of Arizona, Inc.	(35,000,000)	.0	.0	.0	(35,835,994)	(260,715)		.0	(71,096,709)	.0
95446	63-1036819	UnitedHealthcare of Arkansas, Inc.	(1,500,000)	.0	.0	.0	(1,497,574)	(10,837)		.0	(3,008,411)	.0
	95-2931460	UnitedHealthcare of California, Inc.	(180,000,000)	.0	.0	.0	(845,445,032)	.0		.0	(1,025,445,032)	.0
95090	84-1004639	UnitedHealthcare of Colorado, Inc.	.0	(5,000,000)	.0	.0	(6,256,711)	(38,048)		.0	(11,294,759)	.0
95264	59-1293865	UnitedHealthcare of Florida, Inc.	.0	173,072,365	.0	.0	(324,105,065)	(3,268,216)		.0	(154,300,916)	.0
95850	58-1653544	UnitedHealthcare of Georgia, Inc.	(3,000,000)	31,500,000	.0	.0	(18,985,581)	(166,018)		.0	9,348,401	.0
95776	36-3280214	UnitedHealthcare of Illinois, Inc.	(12,000,000)	.0	.0	.0	(14,886,101)	(306,135)		.0	(27,192,236)	8,603
96644	62-1240316	UnitedHealthcare of Kentucky, Ltd.	.0	.0	.0	.0	(11,298,321)	(89,950)		.0	(11,388,271)	.0
95833	72-1074008	UnitedHealthcare of Louisiana, Inc.	.0	40,000,000	.0	.0	(92,863,028)	(1,592,479)		.0	(54,455,507)	693,298
95716	63-1036817	UnitedHealthcare of Mississippi, Inc.	.0	19,500,000	.0	.0	(75,562,245)	(4,934,179)		.0	(60,996,424)	8,905,471
95149	05-0413469	UnitedHealthcare of New England, Inc.	(16,000,000)	.0	.0	.0	(154,255,296)	(320,037)		.0	(170,575,333)	3,699,393
13214	26-2697886	UnitedHealthcare of New Mexico	(26,000,000)	.0	.0	.0	(92,897,187)	2,147,804		.0	(116,749,383)	1,092,334
95085	06-1172891	UnitedHealthcare of New York, Inc.	(15,700,000)	.0	.0	.0	(571,994,027)	.0		.0	(587,694,027)	.0
95103	56-1461010	UnitedHealthcare of North Carolina, Inc.	(15,000,000)	.0	.0	.0	(235,399,368)	(1,441,582)		.0	(251,840,950)	.0
95186	31-1142815	UnitedHealthcare of Ohio, Inc.	(96,500,000)	.0	.0	.0	(115,442,445)	(680,758)		.0	(212,623,203)	.0
96903	33-0115166	UnitedHealthcare of Oklahoma, Inc.	(16,400,000)	.0	.0	.0	(44,621,451)	.0		.0	(61,021,451)	.0
95893	93-0938819	UnitedHealthcare of Oregon, Inc.	.0	42,000,000	.0	.0	(32,921,216)	.0		.0	9,078,784	.0
95220	25-1756858	UnitedHealthcare of Pennsylvania, Inc.	(14,500,000)	.0	.0	.0	(119,586,986)	.0		.0	(134,086,986)	.0
95765	95-3939697	UnitedHealthcare of Texas, Inc.	.0	.0	.0	.0	(1,700,542)	(421,355)		.0	(2,121,897)	33,331
95025	52-1130183	UnitedHealthcare of the Mid-Atlantic, Inc.	.0	50,000,000	.0	.0	(60,717,831)	(968,393)		.0	(11,686,224)	9,129
95591	47-0676824	UnitedHealthcare of the Midlands, Inc.	.0	.0	.0	.0	(35,332,385)	(1,123,458)		.0	(36,455,843)	.0
96385	43-1361841	UnitedHealthcare of the Midwest, Inc.	(25,000,000)	.0	.0	.0	(239,368,385)	(28,924,327)		.0	(293,292,712)	72,958,351
95501	41-1488563	UnitedHealthcare of Utah, Inc.	.0	(7,500,000)	.0	.0	(378,432,031)	(443,717)		.0	(386,375,748)	.0
48038	91-1312551	UnitedHealthcare of Washington, Inc.	.0	.0	.0	.0	(167,667,922)	.0		.0	(167,667,922)	.0
95710	39-1555888	UnitedHealthcare of Wisconsin, Inc.	.0	50,000,000	.0	.0	(298,688,479)	(1,516,910)		.0	(250,205,389)	.0
95378	36-3379945	UnitedHealthcare Plan of the River Valley, Inc.	(275,000,000)	.0	.0	.0	(433,652,540)	(3,408,833)		.0	(712,061,373)	.0

SCHEDULE Y

PART 2 - SUMMARY OF INSURER’S TRANSACTIONS WITH ANY AFFILIATES

1	2	3	4	5	6	7	8	9	10	11	12	13
NAIC Company Code	ID Number	Names of Insurers and Parent, Subsidiaries or Affiliates	Shareholder Dividends	Capital Contributions	Purchases, Sales or Exchanges of Loans, Securities, Real Estate, Mortgage Loans or Other Investments	Income/ (Disbursements) Incurred in Connection with Guarantees or Undertakings for the Benefit of any Affiliate(s)	Management Agreements and Service Contracts	Income/ (Disbursements) Incurred Under Reinsurance Agreements	*	Any Other Material Activity Not in the Ordinary Course of the Insurer's Business	Totals	Reinsurance Recoverable/ (Payable) on Losses and/or Reserve Credit Taken/(Liability)
	47-0854646	UnitedHealthcare Service LLC	(250,000,000)	0	0	0	996,283	0		0	(249,003,717)	0
	36-3355110	UnitedHealthcare Services Company of the River Valley, Inc.	0	(45,000,000)	0	0	0	0		0	(45,000,000)	0
	01-0518346	UnitedHealthcare Specialty Benefits, LLC	0	0	0	0	8,857	0		0	8,857	0
	41-1922511	UnitedHealthcare, Inc.	0	(404,072,365)	0	0	0	0		0	(404,072,365)	0
	52-2102846	XLHealth Corporation	0	(4,000,000)	0	0	0	0		0	(4,000,000)	0
9999999	Control Totals		0	0	0	0	0	0	XXX	0	0	0

ANNUAL STATEMENT FOR THE YEAR 2015 OF THE UnitedHealthcare Community Plan of Ohio, Inc.

SUPPLEMENTAL EXHIBITS AND SCHEDULES INTERROGATORIES










The following supplemental reports are required to be filed as part of your statement filing unless specifically waived by the domiciliary state. However, in the event that your domiciliary state waives the filing requirement, your response of WAIVED to the specific interrogatory will be accepted in lieu of filing a "NONE" report and a bar code will be printed below. If the supplement is required of your company but is not being filed for whatever reason enter SEE EXPLANATION and provide an explanation following the interrogatory questions.

		Responses
MARCH FILING		
1.	Will the Supplemental Compensation Exhibit be filed with the state of domicile by March 1?	YES
2.	Will an actuarial opinion be filed by March 1?	YES
3.	Will the confidential Risk-based Capital Report be filed with the NAIC by March 1?.....	YES
4.	Will the confidential Risk-based Capital Report be filed with the state of domicile, if required, by March 1?.....	YES
APRIL FILING		
5.	Will Management's Discussion and Analysis be filed by April 1?	YES
6.	Will the Supplemental Investment Risks Interrogatories be filed by April 1?	YES
7.	Will the Accident and Health Policy Experience Exhibit be filed by April 1?	YES
JUNE FILING		
8.	Will an audited financial report be filed by June 1?	YES
9.	Will Accountant's Letter of Qualifications be filed with the state of domicile and electronically with the NAIC by June 1?	YES
AUGUST FILING		
10.	Will Communication of Internal Control Related Matters Noted in Audit be filed with the state of domicile by August 1?	YES

The following supplemental reports are required to be filed as part of your annual statement filing. However, in the event that your company does not transact the type of business for which the special report must be filed, your response of NO to the specific interrogatory will be accepted in lieu of filing a "NONE" report and a bar code will be printed below. If the supplement is required of your company but is not being filed for whatever reason enter SEE EXPLANATION and provide an explanation following the interrogatory questions.

MARCH FILING		
11.	Will the Medicare Supplement Insurance Experience Exhibit be filed with the state of domicile and the NAIC by March 1?	NO
12.	Will the Supplemental Life data due March 1 be filed with the state of domicile and the NAIC?	NO
13.	Will the Supplemental Property/Casualty data due March 1 be filed with the state of domicile and the NAIC?.....	NO
14.	Will Schedule SIS (Stockholder Information Supplement) be filed with the state of domicile by March 1?.....	NO
15.	Will the actuarial opinion on participating and non-participating policies as required in Interrogatories 1 and 2 on Exhibit 5 to Life Supplement be filed with the state of domicile and electronically with the NAIC by March 1?	NO
16.	Will the actuarial opinion on non-guaranteed elements as required in Interrogatory 3 to Exhibit 5 to Life Supplement be filed with the state of domicile and electronically with the NAIC by March 1?.....	NO
17.	Will the Medicare Part D Coverage Supplement be filed with the state of domicile and the NAIC by March 1?.....	NO
18.	Will an approval from the reporting entity's state of domicile for relief related to the five-year rotation requirement for lead audit partner be filed electronically with the NAIC by March 1?	NO
19.	Will an approval from the reporting entity's state of domicile for relief related to the one-year cooling off period for independent CPA be filed electronically with the NAIC by March 1?	NO
20.	Will an approval from the reporting entity's state of domicile for relief related to the Requirements for Audit Committees be filed electronically with the NAIC by March 1?.....	NO
APRIL FILING		
21.	Will the Long-Term Care Experience Reporting Forms be filed with the state of domicile and the NAIC by April 1?	NO
22.	Will the Supplemental Life data due April 1 be filed with the state of domicile and the NAIC?	NO
23.	Will the Supplemental Property/Casualty Insurance Expense Exhibit due April 1 be filed with any state that requires it, and, if so, the NAIC?	NO
24.	Will the Supplemental Health Care Exhibit (Parts 1, 2 and 3) be filed with the state of domicile and the NAIC by April 1?	YES
25.	Will the regulator only (non-public) Supplemental Health Care Exhibit's Expense Allocation Report be filed with the state of domicile and the NAIC by April 1?	YES
AUGUST FILING		
26.	Will Management's Report of Internal Control Over Financial Reporting be filed with the state of domicile by August 1?	YES
Explanations:		
11.		
12.		
13.		
14.		
15.		
16.		
17.		
18.		
19.		
20.		
21.		
22.		
23.		

Bar Codes:

11.	Medicare Supplement Insurance Experience Exhibit [Document Identifier 360]	
12.	Life Supplement [Document Identifier 205]	
13.	Property/Casualty Supplement [Document Identifier 207]	
14.	SIS Stockholder Information Supplement [Document Identifier 420]	
15.	Participating Opinion for Exhibit 5 [Document Identifier 371]	
16.	Non-Guaranteed Opinion for Exhibit 5 [Document Identifier 370]	
17.	Medicare Part D Coverage Supplement [Document Identifier 365]	
18.	Relief from the five-year rotation requirement for lead audit partner [Document Identifier 224]	
19.	Relief from the one-year cooling off period for independent CPA [Document Identifier 225]	

ANNUAL STATEMENT FOR THE YEAR 2015 OF THE UnitedHealthcare Community Plan of Ohio, Inc.

SUPPLEMENTAL EXHIBITS AND SCHEDULES INTERROGATORIES

20. Relief from the Requirements for Audit Committees [Document Identifier 226]



21. Long-Term Care Experience Reporting Forms [Document Identifier 306]



22. Life Supplement [Document Identifier 211]



23. Property/Casualty Supplement Insurance Expense Exhibit [Document Identifier 213]



ALPHABETICAL INDEX

ANNUAL STATEMENT BLANK

Analysis of Operations By Lines of Business 7

Assets 2

Cash Flow 6

Exhibit 1 - Enrollment By Product Type for Health Business Only 17

Exhibit 2 - Accident and Health Premiums Due and Unpaid 18

Exhibit 3 - Health Care Receivables 19

Exhibit 3A - Analysis of Health Care Receivables Collected and Accrued 20

Exhibit 4 - Claims Unpaid and Incentive Pool, Withhold and Bonus 21

Exhibit 5 - Amounts Due From Parent, Subsidiaries and Affiliates 22

Exhibit 6 - Amounts Due To Parent, Subsidiaries and Affiliates 23

Exhibit 7 - Part 1 - Summary of Transactions With Providers 24

Exhibit 7 - Part 2 - Summary of Transactions With Intermediaries 24

Exhibit 8 - Furniture, Equipment and Supplies Owned 25

Exhibit of Capital Gains (Losses) 15

Exhibit of Net Investment Income 15

Exhibit of Nonadmitted Assets 16

Exhibit of Premiums, Enrollment and Utilization (State Page) 30

Five-Year Historical Data 29

General Interrogatories 27

Jurat Page 1

Liabilities, Capital and Surplus 3

Notes To Financial Statements 26

Overflow Page For Write-ins 44

Schedule A - Part 1 E01

Schedule A - Part 2 E02

Schedule A - Part 3 E03

Schedule A - Verification Between Years SI02

Schedule B - Part 1 E04

Schedule B - Part 2 E05

Schedule B - Part 3 E06

Schedule B - Verification Between Years SI02

Schedule BA - Part 1 E07

Schedule BA - Part 2 E08

Schedule BA - Part 3 E09

Schedule BA - Verification Between Years SI03

Schedule D - Part 1 E10

Schedule D - Part 1A - Section 1 SI05

Schedule D - Part 1A - Section 2 SI08

Schedule D - Part 2 - Section 1 E11

Schedule D - Part 2 - Section 2 E12

Schedule D - Part 3 E13

Schedule D - Part 4 E14

Schedule D - Part 5 E15

Schedule D - Part 6 - Section 1 E16

Schedule D - Part 6 - Section 2 E16

Schedule D - Summary By Country SI04

Schedule D - Verification Between Years SI03

Schedule DA - Part 1 E17

Schedule DA - Verification Between Years SI10

Schedule DB - Part A - Section 1 E18

Schedule DB - Part A - Section 2 E19

Schedule DB - Part A - Verification Between Years SI11

Schedule DB - Part B - Section 1 E20

Schedule DB - Part B - Section 2 E21

Schedule DB - Part B - Verification Between Years SI11

Schedule DB - Part C - Section 1 SI12

Schedule DB - Part C - Section 2 SI13

Schedule DB - Part D - Section 1 E22

Schedule DB - Part D - Section 2 E23

Schedule DB - Verification SI14

Schedule DL - Part 1 E24

Schedule DL - Part 2 E25

Schedule E - Part 1 - Cash E26

Schedule E - Part 2 - Cash Equivalents E27

Schedule E - Part 3 - Special Deposits E28

Schedule E - Verification Between Years SI15

ANNUAL STATEMENT BLANK (Continued)

Schedule S - Part 1 - Section 2	31
Schedule S - Part 2	32
Schedule S - Part 3 - Section 2	33
Schedule S - Part 4	34
Schedule S - Part 5	35
Schedule S - Part 6.....	36
Schedule S - Part 7.....	37
Schedule T - Part 2 - Interstate Compact	39
Schedule T - Premiums and Other Considerations	38
Schedule Y - Information Concerning Activities of Insurer Members of a Holding Company Group	40
Schedule Y - Part 1A - Detail of Insurance Holding Company System	41
Schedule Y - Part 2 - Summary of Insurer's Transactions With Any Affiliates	42
Statement of Revenue and Expenses	4
Summary Investment Schedule	SI01
Supplemental Exhibits and Schedules Interrogatories	43
Underwriting and Investment Exhibit - Part 1	8
Underwriting and Investment Exhibit - Part 2	9
Underwriting and Investment Exhibit - Part 2A	10
Underwriting and Investment Exhibit - Part 2B	11
Underwriting and Investment Exhibit - Part 2C	12
Underwriting and Investment Exhibit - Part 2D	13
Underwriting and Investment Exhibit - Part 3	14