



PROPERTY AND CASUALTY COMPANIES - ASSOCIATION EDITION

ANNUAL STATEMENT

FOR THE YEAR ENDED DECEMBER 31, 2015
OF THE CONDITION AND AFFAIRS OF THE

Bristol West Casualty Insurance Company

NAIC Group Code00690212NAIC Company Code11034Employer's ID Number34-1893500
(Current)(Prior)

Organized under the Laws ofOhio, State of Domicile or Port of EntryOH
Country of DomicileUnited States of America

Incorporated/Organized04/19/1999Commenced Business05/18/2000

Statutory Home OfficeRockside Center III 5990 West Creek RoadIndependence , OH, US 44131
(Street and Number)(City or Town, State, Country and Zip Code)

Main Administrative Office900 S. Pine Island Rd. Suite 600
(Street and Number)
Plantation , FL, US 33324888-888-0080
(City or Town, State, Country and Zip Code)(Area Code) (Telephone Number)

Mail Address900 S. Pine Island Rd. Suite 600Plantation , FL, US 33324
(Street and Number or P.O. Box)(City or Town, State, Country and Zip Code)

Primary Location of Books and Records900 S. Pine Island Rd. Suite 600
(Street and Number)
Plantation , FL, US 33324888-888-0080
(City or Town, State, Country and Zip Code)(Area Code) (Telephone Number)

Internet Website Addresswww.bristolwest.com

Statutory Statement ContactMaria Eugenia Aguilera888-888-0080
(Name)(Area Code) (Telephone Number)
mary.aguilera@bristolwest.com954-316-5218
(E-mail Address)(FAX Number)

OFFICERS

PresidentTimothy Martin MaddenTreasurerMaria Eugenia Aguilera

SecretaryMartin Robert Brown

OTHER

Victoria Louise McCarthyRonald Gregory MyhanKaryn Leigh Williams

Todd Michael Williams

DIRECTORS OR TRUSTEES

Kenneth Wayne BentleyThomas David Brown #Gail Nanette Jackson #

Ronald Lee MarroneDonald Eugene RodriguezJanice Gale Scott #

John Tsu-Chao Wu

State ofFloridaSS:

County ofBroward

The officers of this reporting entity being duly sworn, each depose and say that they are the described officers of said reporting entity, and that on the reporting period stated above, all of the herein described assets were the absolute property of the said reporting entity, free and clear from any liens or claims thereon, except as herein stated, and that this statement, together with related exhibits, schedules and explanations therein contained, annexed or referred to, is a full and true statement of all the assets and liabilities and of the condition and affairs of the said reporting entity as of the reporting period stated above, and of its income and deductions therefrom for the period ended, and have been completed in accordance with the NAIC Annual Statement Instructions and Accounting Practices and Procedures manual except to the extent that: (1) state law may differ; or, (2) that state rules or regulations require differences in reporting not related to accounting practices and procedures, according to the best of their information, knowledge and belief, respectively. Furthermore, the scope of this attestation by the described officers also includes the related corresponding electronic filing with the NAIC, when required, that is an exact copy (except for formatting differences due to electronic filing) of the enclosed statement. The electronic filing may be requested by various regulators in lieu of or in addition to the enclosed statement.

Timothy M. MaddenPresidentMartin R. BrownSecretaryMaria E. AguileraTreasurer

Subscribed and sworn to before me this25th day ofFebruary, 2016

Nancy BeckerNotary Public10/22/2017

a. Is this an original filing?Yes [X] No []

b. If no,
1. State the amendment number.....
2. Date filed
3. Number of pages attached.....



ANNUAL STATEMENT FOR THE YEAR 2015 OF THE Bristol West Casualty Insurance Company

EXHIBIT OF PREMIUMS AND LOSSES (Statutory Page 14)

NAIC Group Code 0069		BUSINESS IN THE STATE OF Minnesota		DURING THE YEAR 2015									NAIC Company Code 11034	
Line of Business		Gross Premiums, Including Policy and Membership Fees, Less Return Premiums and Premiums on Policies not Taken		3 Dividends Paid or Credited to Policyholders on Direct Business	4 Direct Unearned Premium Reserves	5 Direct Losses Paid (deducting salvage)	6 Direct Losses Incurred	7 Direct Losses Unpaid	8 Direct Defense and Cost Containment Expense Paid	9 Direct Defense and Cost Containment Expense Incurred	10 Direct Defense and Cost Containment Expense Unpaid	11 Commissions and Brokerage Expenses	12 Taxes, Licenses and Fees	
		1 Direct Premiums Written	2 Direct Premiums Earned											
1.	Fire													
2.1	Allied lines													
2.2	Multiple peril crop													
2.3	Federal flood													
2.4	Private crop													
3.	Farmowners multiple peril													
4.	Homeowners multiple peril													
5.1	Commercial multiple peril (non-liability portion)													
5.2	Commercial multiple peril (liability portion)													
6.	Mortgage guaranty													
8.	Ocean marine													
9.	Inland marine													
10.	Financial guaranty													
11.	Medical professional liability													
12.	Earthquake													
13.	Group accident and health (b)													
14.	Credit accident and health (group and individual)													
15.1	Collectively renewable accident and health (b)													
15.2	Non-cancelable accident and health(b)													
15.3	Guaranteed renewable accident and health(b)													
15.4	Non-renewable for stated reasons only (b)													
15.5	Other accident only													
15.6	Medicare Title XVIII exempt from state taxes or fees													
15.7	All other accident and health (b)													
15.8	Federal employees health benefits plan premium (b)													
16.	Workers' compensation													
17.1	Other Liability - occurrence													
17.2	Other Liability - claims made													
17.3	Excess workers' compensation													
18.	Products liability													
19.1	Private passenger auto no-fault (personal injury protection)	2,774,482	2,815,053		721,927	1,659,196	1,993,851	889,009	126,622	209,630	235,362	288,303	68,478	
19.2	Other private passenger auto liability	4,316,694	4,273,837		1,126,002	2,616,540	3,843,983	3,195,838	105,756	115,404	121,092	451,407	106,864	
19.3	Commercial auto no-fault (personal injury protection)													
19.4	Other commercial auto liability													
21.1	Private passenger auto physical damage	1,868,117	1,939,345		466,762	966,648	942,035	80,282		45	1,425	197,674	47,110	
21.2	Commercial auto physical damage													
22.	Aircraft (all perils)													
23.	Fidelity													
24.	Surety													
26.	Burglary and theft													
27.	Boiler and machinery													
28.	Credit													
30.	Warranty													
34.	Aggregate write-ins for other lines of business													
35.	TOTALS (a)	8,959,293	9,028,235		2,314,691	5,242,384	6,779,869	4,165,129	232,378	325,079	357,879	937,384	222,452	
DETAILS OF WRITE-INS														
3401.													
3402.													
3403.													
3498.	Summary of remaining write-ins for Line 34 from overflow page													
3499.	Totals (Lines 3401 thru 3403 plus 3498)(Line 34 above)													

(a) Finance and service charges not included in Lines 1 to 35 \$ 436,081
(b) For health business on indicated lines report: Number of persons insured under PPO managed care products and number of persons insured under indemnity only products



ANNUAL STATEMENT FOR THE YEAR 2015 OF THE Bristol West Casualty Insurance Company

EXHIBIT OF PREMIUMS AND LOSSES (Statutory Page 14)

NAIC Group Code 0069 BUSINESS IN THE STATE OF Ohio DURING THE YEAR 2015 NAIC Company Code 11034

Line of Business	Gross Premiums, Including Policy and Membership Fees, Less Return Premiums and Premiums on Policies not Taken		3 Dividends Paid or Credited to Policyholders on Direct Business	4 Direct Unearned Premium Reserves	5 Direct Losses Paid (deducting salvage)	6 Direct Losses Incurred	7 Direct Losses Unpaid	8 Direct Defense and Cost Containment Expense Paid	9 Direct Defense and Cost Containment Expense Incurred	10 Direct Defense and Cost Containment Expense Unpaid	11 Commissions and Brokerage Expenses	12 Taxes, Licenses and Fees
	1 Direct Premiums Written	2 Direct Premiums Earned										
1. Fire												
2.1 Allied lines												
2.2 Multiple peril crop												
2.3 Federal flood												
2.4. Private crop												
3. Farmowners multiple peril												
4. Homeowners multiple peril												
5.1 Commercial multiple peril (non-liability portion)												
5.2 Commercial multiple peril (liability portion)												
6. Mortgage guaranty												
8. Ocean marine												
9. Inland marine												
10. Financial guaranty												
11. Medical professional liability												
12. Earthquake												
13. Group accident and health (b)												
14. Credit accident and health (group and individual)												
15.1 Collectively renewable accident and health (b)												
15.2 Non-cancelable accident and health(b)												
15.3 Guaranteed renewable accident and health(b)												
15.4 Non-renewable for stated reasons only (b)												
15.5 Other accident only												
15.6 Medicare Title XVIII exempt from state taxes or fees												
15.7 All other accident and health (b)												
15.8 Federal employees health benefits plan premium (b)												
16. Workers' compensation												
17.1 Other Liability - occurrence												
17.2 Other Liability - claims made												
17.3 Excess workers' compensation												
18. Products liability												
19.1 Private passenger auto no-fault (personal injury protection)												
19.2 Other private passenger auto liability	5,859,145	5,725,084		1,441,233	2,521,029	3,429,472	2,110,924	49,523	183,064	212,179	607,826	154,055
19.3 Commercial auto no-fault (personal injury protection)												
19.4 Other commercial auto liability												
21.1 Private passenger auto physical damage	2,961,213	2,906,329		733,485	1,980,534	2,022,815	107,550	4,089	15,700	12,991	320,709	77,015
21.2 Commercial auto physical damage												
22. Aircraft (all perils)												
23. Fidelity												
24. Surety												
26. Burglary and theft												
27. Boiler and machinery												
28. Credit												
30. Warranty												
34. Aggregate write-ins for other lines of business												
35. TOTALS (a)	8,820,358	8,631,413		2,174,718	4,501,563	5,452,287	2,218,474	53,612	198,764	225,170	928,535	231,070
DETAILS OF WRITE-INS												
3401.												
3402.												
3403.												
3498. Summary of remaining write-ins for Line 34 from overflow page												
3499. Totals (Lines 3401 thru 3403 plus 3498)(Line 34 above)												

(a) Finance and service charges not included in Lines 1 to 35 \$ 599,040

(b) For health business on indicated lines report: Number of persons insured under PPO managed care products and number of persons insured under indemnity only products



ANNUAL STATEMENT FOR THE YEAR 2015 OF THE Bristol West Casualty Insurance Company

EXHIBIT OF PREMIUMS AND LOSSES (Statutory Page 14)

NAIC Group Code 0069 BUSINESS IN THE STATE OF Virginia DURING THE YEAR 2015 NAIC Company Code 11034

Line of Business	Gross Premiums, Including Policy and Membership Fees, Less Return Premiums and Premiums on Policies not Taken		3 Dividends Paid or Credited to Policyholders on Direct Business	4 Direct Unearned Premium Reserves	5 Direct Losses Paid (deducting salvage)	6 Direct Losses Incurred	7 Direct Losses Unpaid	8 Direct Defense and Cost Containment Expense Paid	9 Direct Defense and Cost Containment Expense Incurred	10 Direct Defense and Cost Containment Expense Unpaid	11 Commissions and Brokerage Expenses	12 Taxes, Licenses and Fees
	1 Direct Premiums Written	2 Direct Premiums Earned										
1. Fire												
2.1 Allied lines												
2.2 Multiple peril crop												
2.3 Federal flood												
2.4. Private crop												
3. Farmowners multiple peril												
4. Homeowners multiple peril												
5.1 Commercial multiple peril (non-liability portion)												
5.2 Commercial multiple peril (liability portion)												
6. Mortgage guaranty												
8. Ocean marine												
9. Inland marine												
10. Financial guaranty												
11. Medical professional liability												
12. Earthquake												
13. Group accident and health (b)												
14. Credit accident and health (group and individual)												
15.1 Collectively renewable accident and health (b)												
15.2 Non-cancelable accident and health(b)												
15.3 Guaranteed renewable accident and health(b)												
15.4 Non-renewable for stated reasons only (b)												
15.5 Other accident only												
15.6 Medicare Title XVIII exempt from state taxes or fees												
15.7 All other accident and health (b)												
15.8 Federal employees health benefits plan premium (b)												
16. Workers' compensation												
17.1 Other Liability - occurrence												
17.2 Other Liability - claims made												
17.3 Excess workers' compensation												
18. Products liability												
19.1 Private passenger auto no-fault (personal injury protection)	333	366		98							36	8
19.2 Other private passenger auto liability	4,185,030	4,690,830		936,220	3,269,793	1,979,469	2,485,939	253,265	200,315	155,512	428,506	138,360
19.3 Commercial auto no-fault (personal injury protection)												
19.4 Other commercial auto liability												
21.1 Private passenger auto physical damage	1,622,157	1,800,283		385,202	980,926	958,850	57,335	1,542	1,277	780	173,755	52,839
21.2 Commercial auto physical damage												
22. Aircraft (all perils)												
23. Fidelity												
24. Surety												
26. Burglary and theft												
27. Boiler and machinery												
28. Credit												
30. Warranty												
34. Aggregate write-ins for other lines of business												
35. TOTALS (a)	5,807,520	6,491,479		1,321,520	4,250,719	2,938,319	2,543,274	254,807	201,592	156,292	602,297	191,207
DETAILS OF WRITE-INS												
3401.												
3402.												
3403.												
3498. Summary of remaining write-ins for Line 34 from overflow page												
3499. Totals (Lines 3401 thru 3403 plus 3498)(Line 34 above)												

(a) Finance and service charges not included in Lines 1 to 35 \$ 303,403

(b) For health business on indicated lines report: Number of persons insured under PPO managed care products and number of persons insured under indemnity only products



ANNUAL STATEMENT FOR THE YEAR 2015 OF THE Bristol West Casualty Insurance Company

EXHIBIT OF PREMIUMS AND LOSSES (Statutory Page 14)

NAIC Group Code 0069		BUSINESS IN THE STATE OF Wyoming			DURING THE YEAR 2015						NAIC Company Code 11034		
Line of Business		Gross Premiums, Including Policy and Membership Fees, Less Return Premiums and Premiums on Policies not Taken		3 Dividends Paid or Credited to Policyholders on Direct Business	4 Direct Unearned Premium Reserves	5 Direct Losses Paid (deducting salvage)	6 Direct Losses Incurred	7 Direct Losses Unpaid	8 Direct Defense and Cost Containment Expense Paid	9 Direct Defense and Cost Containment Expense Incurred	10 Direct Defense and Cost Containment Expense Unpaid	11 Commissions and Brokerage Expenses	12 Taxes, Licenses and Fees
		1 Direct Premiums Written	2 Direct Premiums Earned										
1.	Fire												
2.1	Allied lines												
2.2	Multiple peril crop												
2.3	Federal flood												
2.4	Private crop												
3.	Farmowners multiple peril												
4.	Homeowners multiple peril												
5.1	Commercial multiple peril (non-liability portion)												
5.2	Commercial multiple peril (liability portion)												
6.	Mortgage guaranty												
8.	Ocean marine												
9.	Inland marine												
10.	Financial guaranty												
11.	Medical professional liability												
12.	Earthquake												
13.	Group accident and health (b)												
14.	Credit accident and health (group and individual)												
15.1	Collectively renewable accident and health (b)												
15.2	Non-cancelable accident and health(b)												
15.3	Guaranteed renewable accident and health(b)												
15.4	Non-renewable for stated reasons only (b)												
15.5	Other accident only												
15.6	Medicare Title XVIII exempt from state taxes or fees												
15.7	All other accident and health (b)												
15.8	Federal employees health benefits plan premium (b)												
16.	Workers' compensation												
17.1	Other Liability - occurrence												
17.2	Other Liability - claims made												
17.3	Excess workers' compensation												
18.	Products liability												
19.1	Private passenger auto no-fault (personal injury protection)												
19.2	Other private passenger auto liability	2,329,456	2,413,688		545,046	1,155,849	943,823	901,411	25,484	19,890	25,270	228,973	53,012
19.3	Commercial auto no-fault (personal injury protection)												
19.4	Other commercial auto liability												
21.1	Private passenger auto physical damage	1,406,416	1,506,553		324,394	874,681	870,777	47,237	3,700	3,477	784	148,131	32,499
21.2	Commercial auto physical damage												
22.	Aircraft (all perils)												
23.	Fidelity												
24.	Surety												
26.	Burglary and theft												
27.	Boiler and machinery												
28.	Credit												
30.	Warranty												
34.	Aggregate write-ins for other lines of business												
35.	TOTALS (a)	3,735,872	3,920,241		869,440	2,030,530	1,814,600	948,648	29,184	23,367	26,054	377,104	85,511
DETAILS OF WRITE-INS													
3401.												
3402.												
3403.												
3498.	Summary of remaining write-ins for Line 34 from overflow page												
3499.	Totals (Lines 3401 thru 3403 plus 3498)(Line 34 above)												

(a) Finance and service charges not included in Lines 1 to 35 \$221,401
(b) For health business on indicated lines report: Number of persons insured under PPO managed care products and number of persons insured under indemnity only products



ANNUAL STATEMENT FOR THE YEAR 2015 OF THE Bristol West Casualty Insurance Company

EXHIBIT OF PREMIUMS AND LOSSES (Statutory Page 14)

NAIC Group Code 0069 BUSINESS IN THE STATE OF Grand Total DURING THE YEAR 2015 NAIC Company Code 11034

Line of Business	Gross Premiums, Including Policy and Membership Fees, Less Return Premiums and Premiums on Policies not Taken		3 Dividends Paid or Credited to Policyholders on Direct Business	4 Direct Unearned Premium Reserves	5 Direct Losses Paid (deducting salvage)	6 Direct Losses Incurred	7 Direct Losses Unpaid	8 Direct Defense and Cost Containment Expense Paid	9 Direct Defense and Cost Containment Expense Incurred	10 Direct Defense and Cost Containment Expense Unpaid	11 Commissions and Brokerage Expenses	12 Taxes, Licenses and Fees
	1 Direct Premiums Written	2 Direct Premiums Earned										
1. Fire												
2.1 Allied lines												
2.2 Multiple peril crop												
2.3 Federal flood												
2.4. Private crop												
3. Farmowners multiple peril												
4. Homeowners multiple peril												
5.1 Commercial multiple peril (non-liability portion)												
5.2 Commercial multiple peril (liability portion)												
6. Mortgage guaranty												
8. Ocean marine												
9. Inland marine												
10. Financial guaranty												
11. Medical professional liability												
12. Earthquake												
13. Group accident and health (b)												
14. Credit accident and health (group and individual)												
15.1 Collectively renewable accident and health (b)												
15.2 Non-cancelable accident and health(b)												
15.3 Guaranteed renewable accident and health(b)												
15.4 Non-renewable for stated reasons only (b)												
15.5 Other accident only												
15.6 Medicare Title XVIII exempt from state taxes or fees												
15.7 All other accident and health (b)												
15.8 Federal employees health benefits plan premium (b)												
16. Workers' compensation												
17.1 Other Liability - occurrence												
17.2 Other Liability - claims made												
17.3 Excess workers' compensation												
18. Products liability												
19.1 Private passenger auto no-fault (personal injury protection)	2,774,815	2,815,419		722,025	1,659,196	1,993,851	889,009	126,622	209,630	235,362	288,339	68,486
19.2 Other private passenger auto liability	16,690,325	17,103,439		4,048,501	9,563,211	10,196,747	8,694,112	434,028	518,673	514,053	1,716,712	452,291
19.3 Commercial auto no-fault (personal injury protection)												
19.4 Other commercial auto liability												
21.1 Private passenger auto physical damage	7,857,903	8,152,510		1,909,843	4,802,789	4,794,477	292,404	9,331	20,499	15,980	840,269	209,463
21.2 Commercial auto physical damage												
22. Aircraft (all perils)												
23. Fidelity												
24. Surety												
26. Burglary and theft												
27. Boiler and machinery												
28. Credit												
30. Warranty												
34. Aggregate write-ins for other lines of business												
35. TOTALS (a)	27,323,043	28,071,368		6,680,369	16,025,196	16,985,075	9,875,525	569,981	748,802	765,395	2,845,320	730,240
DETAILS OF WRITE-INS												
3401.												
3402.												
3403.												
3498. Summary of remaining write-ins for Line 34 from overflow page												
3499. Totals (Lines 3401 thru 3403 plus 3498)(Line 34 above)												

(a) Finance and service charges not included in Lines 1 to 35 \$ 1,559,925

(b) For health business on indicated lines report: Number of persons insured under PPO managed care products and number of persons insured under indemnity only products

Schedule F - Part 1
N O N E

Schedule F - Part 2
N O N E

ANNUAL STATEMENT FOR THE YEAR 2015 OF THE Bristol West Casualty Insurance Company

SCHEDULE F - PART 3

Ceded Reinsurance as of December 31, Current Year (000 OMITTED)

1 ID Number	2 NAIC Com- pany Code	3 Name of Reinsurer	4 Domiciliary Jurisdiction	5 Reinsurance Contracts Ceding 75% or More of Direct Premiums Written	6 Reinsurance Premiums Ceded	Reinsurance Recoverable On										Reinsurance Payable		18 Net Amount Recoverable From Reinsurers Cols. 15 - [16 + 17]	19 Funds Held By Company Under Reinsurance Treaties
						7 Paid Losses	8 Paid LAE	9 Known Case Loss Reserves	10 Known Case LAE Reserves	11 IBNR Loss Reserves	12 IBNR LAE Reserves	13 Unearned Premiums	14 Contingent Commis- sions	15 Columns 7 thru 14 Totals	16 Ceded Balances Payable	17 Other Amounts Due to Reinsurers			
95-2575893	..21652	Farmers Insurance Exchange	CA		27,323	1,496	261	6,339		3,534	1,212	6,680		19,522	8,651		10,871		
0399999. Total Authorized - Affiliates - U.S. Non-Pool - Other					27,323	1,496	261	6,339		3,534	1,212	6,680		19,522	8,651		10,871		
0499999. Total Authorized - Affiliates - U.S. Non-Pool					27,323	1,496	261	6,339		3,534	1,212	6,680		19,522	8,651		10,871		
0799999. Total Authorized - Affiliates - Other (Non-U.S.)																			
0899999. Total Authorized - Affiliates					27,323	1,496	261	6,339		3,534	1,212	6,680		19,522	8,651		10,871		
0999998. Total Authorized - Other U.S. Unaffiliated Insurers (Under \$100,000)																			
0999999. Total Authorized - Other U.S. Unaffiliated Insurers																			
1299998. Total Authorized - Other Non-U.S. Insurers (Under \$100,000)																			
1299999. Total Authorized - Other Non-U.S. Insurers																			
1399999. Total Authorized					27,323	1,496	261	6,339		3,534	1,212	6,680		19,522	8,651		10,871		
1799999. Total Unauthorized - Affiliates - U.S. Non-Pool																			
2099999. Total Unauthorized - Affiliates - Other (Non-U.S.)																			
2199999. Total Unauthorized - Affiliates																			
2299998. Total Unauthorized - Other U.S. Unaffiliated Insurers (Under \$100,000)																			
2299999. Total Unauthorized - Other U.S. Unaffiliated Insurers																			
2599998. Total Unauthorized - Other Non-U.S. Insurers (Under \$100,000)																			
2599999. Total Unauthorized - Other Non-U.S. Insurers																			
2699999. Total Unauthorized																			
3099999. Total Certified - Affiliates - U.S. Non-Pool																			
3399999. Total Certified - Affiliates - Other (Non-U.S.)																			
3499999. Total Certified - Affiliates																			
3599998. Total Certified - Other U.S. Unaffiliated Insurers (Under \$100,000)																			
3599999. Total Certified - Other U.S. Unaffiliated Insurers																			
3899998. Total Certified - Other Non-U.S. Insurers (Under \$100,000)																			
3899999. Total Certified - Other Non-U.S. Insurers																			
3999999. Total Certified																			
4099999. Total Authorized, Unauthorized and Certified					27,323	1,496	261	6,339		3,534	1,212	6,680		19,522	8,651		10,871		
4199999. Total Protected Cells																			
9999999 Totals					27,323	1,496	261	6,339		3,534	1,212	6,680		19,522	8,651		10,871		

NOTE: A. Report the five largest provisional commission rates included in the cedant's reinsurance treaties.
The commission rate to be reported is by contract with ceded premium in excess of \$50,000:

1	2	3
Name of Reinsurer	Commission Rate	Ceded Premium
1.		
2.		
3.		
4.		
5.		

B. Report the five largest reinsurance recoverables reported in Column 15, due from any one reinsurer (based on the total recoverables, Line 9999999, Column 15), the amount of ceded premium, and indicate whether the recoverables are due from an affiliated insurer.

1	2	3	4
Name of Reinsurer	Total Recoverables	Ceded Premiums	Affiliated
1. Farmers Insurance Exchange	19,522	27,323	Yes [X] No []
2.			Yes [] No []
3.			Yes [] No []
4.			Yes [] No []
5.			Yes [] No []

ANNUAL STATEMENT FOR THE YEAR 2015 OF THE Bristol West Casualty Insurance Company

SCHEDULE F - PART 4

Aging of Ceded Reinsurance as of December 31, Current Year (000 OMITTED)

1 ID Number	2 NAIC Com- pany Code	3 Name of Reinsurer	4 Domiciliary Jurisdiction	Reinsurance Recoverable on Paid Losses and Paid Loss Adjustment Expenses							12 Percentage Overdue Col. 10/Col. 11	13 Percentage More Than 120 Days Overdue Col. 9/Col. 11
				5 Current	6 1 to 29 Days	7 30 to 90 Days	8 91 to 120 Days	9 Over 120 Days	10 Total Overdue Cols. 6 + 7 + 8 + 9	11 Total Due Cols. 5 + 10		
95-2575893	21652	Farmers Insurance Exchange	CA	1,757						1,757		
0399999. Total Authorized - Affiliates - U.S. Non-Pool - Other				1,757						1,757		
0499999. Total Authorized - Affiliates - U.S. Non-Pool				1,757						1,757		
0799999. Total Authorized - Affiliates - Other (Non-U.S.)												
0899999. Total Authorized - Affiliates				1,757						1,757		
1399999. Total Authorized				1,757						1,757		
1799999. Total Unauthorized - Affiliates - U.S. Non-Pool												
2099999. Total Unauthorized - Affiliates - Other (Non-U.S.)												
2199999. Total Unauthorized - Affiliates												
2699999. Total Unauthorized												
3099999. Total Certified - Affiliates - U.S. Non-Pool												
3399999. Total Certified - Affiliates - Other (Non-U.S.)												
3499999. Total Certified - Affiliates												
3999999. Total Certified												
4099999. Total Authorized, Unauthorized and Certified				1,757						1,757		
4199999. Total Protected Cells												
9999999 Totals				1,757						1,757		

Schedule F - Part 5
N O N E

Schedule F - Part 5 - Bank Footnote
N O N E

Schedule F - Part 6 - Section 1 - Provision for Reinsurance Ceded to Certified Reinsurers
N O N E

Schedule F - Part 6 - Section 1 - Bank Footnote
N O N E

Schedule F - Part 6 - Section 2 - Provision for Overdue Reinsurance Ceded to Certified Reinsurers
N O N E

Schedule F - Part 7 - Provision for Overdue Authorized Reinsurance
N O N E

Schedule F - Part 8 - Provision for Overdue Reinsurance
N O N E

SCHEDULE F - PART 9

Restatement of Balance Sheet to Identify Net Credit for Reinsurance

	1 As Reported (Net of Ceded)	2 Restatement Adjustments	3 Restated (Gross of Ceded)
ASSETS (Page 2, Col. 3)			
1. Cash and invested assets (Line 12)	11,757,856		11,757,856
2. Premiums and considerations (Line 15)	5,148,854		5,148,854
3. Reinsurance recoverable on loss and loss adjustment expense payments (Line 16.1)	1,757,230	(1,757,230)	
4. Funds held by or deposited with reinsured companies (Line 16.2)			
5. Other assets	127,919		127,919
6. Net amount recoverable from reinsurers		10,871,475	10,871,475
7. Protected cell assets (Line 27)			
8. Totals (Line 28)	18,791,858	9,114,245	27,906,103
LIABILITIES (Page 3)			
9. Losses and loss adjustment expenses (Lines 1 through 3)	3,106	11,084,598	11,087,704
10. Taxes, expenses, and other obligations (Lines 4 through 8)	674,443		674,443
11. Unearned premiums (Line 9)		6,680,369	6,680,369
12. Advance premiums (Line 10)	76,035		76,035
13. Dividends declared and unpaid (Line 11.1 and 11.2)			
14. Ceded reinsurance premiums payable (net of ceding commissions (Line 12)	8,650,722	(8,650,722)	
15. Funds held by company under reinsurance treaties (Line 13)			
16. Amounts withheld or retained by company for account of others (Line 14)	1,756		1,756
17. Provision for reinsurance (Line 16)			
18. Other liabilities	709,428		709,428
19. Total liabilities excluding protected cell business (Line 26)	10,115,490	9,114,245	19,229,735
20. Protected cell liabilities (Line 27)			
21. Surplus as regards policyholders (Line 37)	8,676,368	XXX	8,676,368
22. Totals (Line 38)	18,791,858	9,114,245	27,906,103

NOTE: Is the restatement of this exhibit the result of grossing up balances ceded to affiliates under 100 percent reinsurance or pooling arrangements? Yes [X] No []

If yes, give full explanation: Bristol West Casualty Insurance Company cedes 100% of its business, after other reinsurance, to Farmers Insurance Exchange, an affiliate domiciled in California.

Schedule H - Part 1
N O N E

Schedule H - Part 2 - Reserves and Liabilities
N O N E

Schedule H - Part 3 - Prior Year's Claim Reserves and Liabilities
N O N E

Schedule H - Part 4 - Reinsurance
N O N E

Schedule H - Part 5 - Health Claims
N O N E

ANNUAL STATEMENT FOR THE YEAR 2015 OF THE Bristol West Casualty Insurance Company

SCHEDULE P - PART 1A - HOMEOWNERS/FARMOWNERS

(\$000 OMITTED)

Years in Which Premiums Were Earned and Losses Were Incurred	Premiums Earned			Loss and Loss Expense Payments								12
	1	2	3	Loss Payments		Defense and Cost Containment Payments		Adjusting and Other Payments		10	11	Number of Claims Reported Direct and Assumed
	Direct and Assumed	Ceded	Net (1 - 2)	4	5	6	7	8	9	Salvage and Subrogation Received	Total Net Paid Cols (4 - 5 + 6 - 7 + 8 - 9)	
				Direct and Assumed	Ceded	Direct and Assumed	Ceded	Direct and Assumed	Ceded			
1. Prior.....	XXX	XXX	XXX									XXX
2. 2006.....												
3. 2007.....												
4. 2008.....												
5. 2009.....												
6. 2010.....												
7. 2011.....												
8. 2012.....												
9. 2013.....												
10. 2014.....												
11. 2015.....												
12. Totals	XXX	XXX	XXX									XXX

	Losses Unpaid				Defense and Cost Containment Unpaid				Adjusting and Other Unpaid		23 Salvage and Subrogation Anticipated	24 Total Net Losses and Expenses Unpaid	25 Number of Claims Outstanding Direct and Assumed
	Case Basis		Bulk + IBNR		Case Basis		Bulk + IBNR		Adjusting and Other Unpaid				
	13	14	15	16	17	18	19	20	21	22			
	Direct and Assumed	Ceded	Direct and Assumed	Ceded	Direct and Assumed	Ceded	Direct and Assumed	Ceded	Direct and Assumed	Ceded			
1. Prior.....													
2. 2006.....													
3. 2007.....													
4. 2008.....													
5. 2009.....													
6. 2010.....													
7. 2011.....													
8. 2012.....													
9. 2013.....													
10. 2014.....													
11. 2015.....													
12. Totals													

	Total Losses and Loss Expenses Incurred			Loss and Loss Expense Percentage (Incurred /Premiums Earned)			Nontabular Discount		34 Inter-Company Pooling Participation Percentage	Net Balance Sheet Reserves After Discount	
	26	27	28	29	30	31	32	33		35	36
	Direct and Assumed	Ceded	Net	Direct and Assumed	Ceded	Net	Loss	Loss Expense		Losses Unpaid	Loss Expenses Unpaid
1. Prior.....	XXX	XXX	XXX	XXX	XXX	XXX			XXX		
2. 2006.....											
3. 2007.....											
4. 2008.....											
5. 2009.....											
6. 2010.....											
7. 2011.....											
8. 2012.....											
9. 2013.....											
10. 2014.....											
11. 2015.....											
12. Totals	XXX	XXX	XXX	XXX	XXX	XXX			XXX		

ANNUAL STATEMENT FOR THE YEAR 2015 OF THE Bristol West Casualty Insurance Company

SCHEDULE P - PART 1B - PRIVATE PASSENGER AUTO LIABILITY/MEDICAL

(\$000 OMITTED)

Years in Which Premiums Were Earned and Losses Were Incurred	Premiums Earned			Loss and Loss Expense Payments								12
	1 Direct and Assumed	2 Ceded	3 Net (1 - 2)	Loss Payments		Defense and Cost Containment Payments		Adjusting and Other Payments		10 Salvage and Subrogation Received	11 Total Net Paid Cols (4 - 5 + 6 - 7 + 8 - 9)	Number of Claims Reported Direct and Assumed
				4	5	6	7	8	9			
				Direct and Assumed	Ceded	Direct and Assumed	Ceded	Direct and Assumed	Ceded			
1. Prior.....	XXX	XXX	XXX									XXX
2. 2006.....	2,080	1,568	512	1,488	1,112	111	98	221	166	11	444	375
3. 2007.....	1,550	1,395	155	830	747	40	37	146	132	2	102	273
4. 2008.....	9,400	8,460	940	6,733	6,060	308	277	741	669	11	776	1,535
5. 2009.....	20,088	18,080	2,008	16,117	14,506	770	693	1,896	1,743	16	1,841	3,141
6. 2010.....	27,410	27,410		20,926	20,926	1,332	1,332	3,151	3,151			4,149
7. 2011.....	23,429	23,429		16,174	16,174	784	784	2,838	2,838			3,602
8. 2012.....	19,798	19,798		12,334	12,334	727	727	2,376	2,376			2,630
9. 2013.....	16,363	16,363		8,252	8,252	251	251	1,298	1,298			1,988
10. 2014.....	16,610	16,610		8,299	8,299	323	323	1,181	1,181			1,870
11. 2015.....	19,919	19,919		5,147	5,147	77	77	984	984			1,985
12. Totals	XXX	XXX	XXX	96,300	93,557	4,724	4,600	14,832	14,537	39	3,162	XXX

	Losses Unpaid				Defense and Cost Containment Unpaid				Adjusting and Other Unpaid		23	24	25
	Case Basis		Bulk + IBNR		Case Basis		Bulk + IBNR		Adjusting and Other Unpaid		Salvage and Subrogation Anticipated	Total Net Losses and Expenses Unpaid	Number of Claims Outstanding Direct and Assumed
	13	14	15	16	17	18	19	20	21	22			
	Direct and Assumed	Ceded	Direct and Assumed	Ceded	Direct and Assumed	Ceded	Direct and Assumed	Ceded	Direct and Assumed	Ceded			
1. Prior.....													
2. 2006.....													
3. 2007.....	3	3											1
4. 2008.....													
5. 2009.....	23	20	4	3			1	1	1	1		3	11
6. 2010.....	60	60	27	27			6	6	2	2			41
7. 2011.....	265	265	19	19			15	15	4	4			40
8. 2012.....	500	500	38	38			33	33	7	7			45
9. 2013.....	700	700	152	152			65	65	10	10			49
10. 2014.....	1,327	1,327	719	719			180	180	36	36			103
11. 2015.....	3,237	3,237	2,509	2,509			449	449	325	325			486
12. Totals	6,115	6,113	3,468	3,468			749	749	384	384		3	776

	Total Losses and Loss Expenses Incurred			Loss and Loss Expense Percentage (Incurred /Premiums Earned)			Nontabular Discount		34 Inter-Company Pooling Participation Percentage	Net Balance Sheet Reserves After Discount	
	26	27	28	29	30	31	32	33		35	36
	Direct and Assumed	Ceded	Net	Direct and Assumed	Ceded	Net	Loss	Loss Expense		Losses Unpaid	Loss Expenses Unpaid
1. Prior.....	XXX	XXX	XXX	XXX	XXX	XXX			XXX		
2. 2006.....	1,820	1,376	444	87.5	87.8	86.6					
3. 2007.....	1,020	918	102	65.8	65.8	66.0					
4. 2008.....	7,783	7,007	776	82.8	82.8	82.5					
5. 2009.....	18,811	16,967	1,844	93.6	93.8	91.8				3	
6. 2010.....	25,504	25,504		93.0	93.0						
7. 2011.....	20,099	20,099		85.8	85.8						
8. 2012.....	16,015	16,015		80.9	80.9						
9. 2013.....	10,728	10,728		65.6	65.6						
10. 2014.....	12,065	12,065		72.6	72.6						
11. 2015.....	12,729	12,729		63.9	63.9						
12. Totals	XXX	XXX	XXX	XXX	XXX	XXX			XXX	3	

Schedule P - Part 1C - Commercial Auto/Truck Liability/Medical
N O N E

Schedule P - Part 1D - Workers' Compensation (Excluding Excess Workers' Compensation)
N O N E

Schedule P - Part 1E - Commercial Multiple Peril
N O N E

Schedule P - Part 1F - Section 1 - Medical Professional Liability - Occurrence
N O N E

Schedule P - Part 1F - Section 2 - Medical Professional Liability - Claims-Made
N O N E

Schedule P - Part 1G - Special Liability (Ocean Marine, Aircraft (all perils), Boiler and Machinery)
N O N E

Schedule P - Part 1H - Section 1 - Other Liability - Occurrence
N O N E

Schedule P - Part 1H - Section 2 - Other Liability - Claims-Made
N O N E

Schedule P - Part 1I - Special Property (Fire, Allied Lines...)
N O N E

ANNUAL STATEMENT FOR THE YEAR 2015 OF THE Bristol West Casualty Insurance Company

SCHEDULE P - PART 1J - AUTO PHYSICAL DAMAGE

(\$000 OMITTED)

Years in Which Premiums Were Earned and Losses Were Incurred	Premiums Earned			Loss and Loss Expense Payments							12	
	1 Direct and Assumed	2 Ceded	3 Net (1 - 2)	Loss Payments		Defense and Cost Containment Payments		Adjusting and Other Payments		10 Salvage and Subrogation Received	11 Total Net Paid Cols (4 - 5 + 6 - 7 + 8 - 9)	Number of Claims Reported Direct and Assumed
				4 Direct and Assumed	5 Ceded	6 Direct and Assumed	7 Ceded	8 Direct and Assumed	9 Ceded			
1. Prior.....	XXX	XXX	XXX	29	30			3	3	1		XXX
2. 2014.....	6,986	6,986		4,237	4,237	9	9	634	634			2,392
3. 2015.....	8,153	8,153		4,437	4,437	9	9	704	704			2,570
4. Totals	XXX	XXX	XXX	8,703	8,703	18	18	1,341	1,340	1		XXX

	Losses Unpaid				Defense and Cost Containment Unpaid				Adjusting and Other Unpaid		23	24	25
	Case Basis		Bulk + IBNR		Case Basis		Bulk + IBNR						
	13	14	15	16	17	18	19	20	21	22			
	Direct and Assumed	Ceded	Direct and Assumed	Ceded	Direct and Assumed	Ceded	Direct and Assumed	Ceded	Direct and Assumed	Ceded			
1. Prior			(6)	(6)					2	2			207
2. 2014			(7)	(7)			2	2	1	1			64
3. 2015	227	227	79	79			13	13	60	60			364
4. Totals	227	227	66	66			16	16	63	62			635

	Total Losses and Loss Expenses Incurred			Loss and Loss Expense Percentage (Incurred /Premiums Earned)			Nontabular Discount		34 Inter-Company Pooling Participation Percentage	Net Balance Sheet Reserves After Discount	
	26	27	28	29	30	31	32	33		35	36
	Direct and Assumed	Ceded	Net	Direct and Assumed	Ceded	Net	Loss	Loss Expense		Losses Unpaid	Loss Expenses Unpaid
1. Prior.....	XXX	XXX	XXX	XXX	XXX	XXX			XXX		
2. 2014.....	4,876	4,876		69.8	69.8						
3. 2015.....	5,528	5,528		67.8	67.8						
4. Totals	XXX	XXX	XXX	XXX	XXX	XXX			XXX		

Schedule P - Part 1K - Fidelity/Surety

NONE

Schedule P - Part 1L - Other (Including Credit, Accident and Health)

NONE

Schedule P - Part 1M - International

NONE

Schedule P - Part 1N - Reinsurance - Nonproportional Assumed Property

NONE

Schedule P - Part 1O - Reinsurance - Nonproportional Assumed Liability

NONE

Schedule P - Part 1P - Reinsurance - Nonproportional Assumed Financial Lines

NONE

Schedule P - Part 1R - Section 1 - Products Liability - Occurrence

NONE

Schedule P - Part 1R - Section 2 - Products Liability - Claims-Made

NONE

Schedule P - Part 1S - Financial Guaranty/Mortgage Guaranty

NONE

Schedule P - Part 1T - Warranty

NONE

SCHEDULE P - PART 2A - HOMEOWNERS/FARMOWNERS

Years in Which Losses Were Incurred	INCURRED NET LOSSES AND DEFENSE AND COST CONTAINMENT EXPENSES REPORTED AT YEAR END (\$000 OMITTED)										DEVELOPMENT	
	1 2006	2 2007	3 2008	4 2009	5 2010	6 2011	7 2012	8 2013	9 2014	10 2015	11 One Year	12 Two Year
1. Prior.....												
2. 2006.....												
3. 2007.....	XXX											
4. 2008.....	XXX	XXX										
5. 2009.....	XXX	XXX	XXX									
6. 2010.....	XXX	XXX	XXX	XXX								
7. 2011.....	XXX	XXX	XXX	XXX	XXX							
8. 2012.....	XXX	XXX	XXX	XXX	XXX	XXX						
9. 2013.....	XXX	XXX	XXX	XXX	XXX	XXX	XXX					
10. 2014.....	XXX	XXX	XXX	XXX	XXX	XXX	XXX	XXX				XXX
11. 2015.....	XXX	XXX	XXX	XXX	XXX	XXX	XXX	XXX	XXX		XXX	XXX
12. Totals												

SCHEDULE P - PART 2B - PRIVATE PASSENGER AUTO LIABILITY/MEDICAL

1. Prior.....	394	377	368	332	326	320	322	324	324	324		
2. 2006.....	356	440	456	402	386	389	388	388	388	388		
3. 2007.....	XXX	75	83	91	88	89	87	87	87	88	1	1
4. 2008.....	XXX	XXX	584	712	698	706	703	703	704	704		
5. 2009.....	XXX	XXX	XXX	1,468	1,544	1,650	1,641	1,649	1,675	1,691	16	42
6. 2010.....	XXX	XXX	XXX	XXX								
7. 2011.....	XXX	XXX	XXX	XXX	XXX							
8. 2012.....	XXX	XXX	XXX	XXX	XXX	XXX						
9. 2013.....	XXX	XXX	XXX	XXX	XXX	XXX	XXX					
10. 2014.....	XXX	XXX	XXX	XXX	XXX	XXX	XXX	XXX				XXX
11. 2015.....	XXX	XXX	XXX	XXX	XXX	XXX	XXX	XXX	XXX		XXX	XXX
12. Totals											16	43

SCHEDULE P - PART 2C - COMMERCIAL AUTO/TRUCK LIABILITY/MEDICAL

1. Prior.....												
2. 2006.....												
3. 2007.....	XXX											
4. 2008.....	XXX	XXX										
5. 2009.....	XXX	XXX	XXX									
6. 2010.....	XXX	XXX	XXX	XXX								
7. 2011.....	XXX	XXX	XXX	XXX	XXX							
8. 2012.....	XXX	XXX	XXX	XXX	XXX	XXX						
9. 2013.....	XXX	XXX	XXX	XXX	XXX	XXX	XXX					
10. 2014.....	XXX	XXX	XXX	XXX	XXX	XXX	XXX	XXX				XXX
11. 2015.....	XXX	XXX	XXX	XXX	XXX	XXX	XXX	XXX	XXX		XXX	XXX
12. Totals												

SCHEDULE P - PART 2D - WORKERS' COMPENSATION
(EXCLUDING EXCESS WORKERS' COMPENSATION)

1. Prior.....												
2. 2006.....												
3. 2007.....	XXX											
4. 2008.....	XXX	XXX										
5. 2009.....	XXX	XXX	XXX									
6. 2010.....	XXX	XXX	XXX	XXX								
7. 2011.....	XXX	XXX	XXX	XXX	XXX							
8. 2012.....	XXX	XXX	XXX	XXX	XXX	XXX						
9. 2013.....	XXX	XXX	XXX	XXX	XXX	XXX	XXX					
10. 2014.....	XXX	XXX	XXX	XXX	XXX	XXX	XXX	XXX				XXX
11. 2015.....	XXX	XXX	XXX	XXX	XXX	XXX	XXX	XXX	XXX		XXX	XXX
12. Totals												

SCHEDULE P - PART 2E - COMMERCIAL MULTIPLE PERIL

1. Prior.....												
2. 2006.....												
3. 2007.....	XXX											
4. 2008.....	XXX	XXX										
5. 2009.....	XXX	XXX	XXX									
6. 2010.....	XXX	XXX	XXX	XXX								
7. 2011.....	XXX	XXX	XXX	XXX	XXX							
8. 2012.....	XXX	XXX	XXX	XXX	XXX	XXX						
9. 2013.....	XXX	XXX	XXX	XXX	XXX	XXX	XXX					
10. 2014.....	XXX	XXX	XXX	XXX	XXX	XXX	XXX	XXX				XXX
11. 2015.....	XXX	XXX	XXX	XXX	XXX	XXX	XXX	XXX	XXX		XXX	XXX
12. Totals												

Schedule P - Part 2F - Section 1 - Medical Professional Liability - Occurrence

N O N E

Schedule P - Part 2F - Section 2 - Medical Professional Liability - Claims-Made

N O N E

Schedule P - Part 2G - Special Liability (Ocean Marine, Aircraft (all perils), Boiler and Machinery)

N O N E

Schedule P - Part 2H - Section 1 - Other Liability - Occurrence

N O N E

Schedule P - Part 2H - Section 2- Other Liability - Claims-Made

N O N E

ANNUAL STATEMENT FOR THE YEAR 2015 OF THE Bristol West Casualty Insurance Company

SCHEDULE P - PART 2I - SPECIAL PROPERTY (FIRE, ALLIED LINES, INLAND MARINE, EARTHQUAKE, BURGLARY, AND THEFT)

Years in Which Losses Were Incurred	INCURRED NET LOSSES AND DEFENSE AND COST CONTAINMENT EXPENSES REPORTED AT YEAR END (\$000 OMITTED)										DEVELOPMENT	
	1 2006	2 2007	3 2008	4 2009	5 2010	6 2011	7 2012	8 2013	9 2014	10 2015	11 One Year	12 Two Year
1. Prior.....	XXX	XXX	XXX	XXX	XXX	XXX	XXX	XXX				
2. 2014.....	XXX	XXX	XXX	XXX	XXX	XXX	XXX	XXX				XXX
3. 2015.....	XXX	XXX	XXX	XXX	XXX	XXX	XXX	XXX	XXX		XXX	XXX
4. Totals												

SCHEDULE P - PART 2J - AUTO PHYSICAL DAMAGE

1. Prior.....	XXX	XXX	XXX	XXX	XXX	XXX	XXX	(1)	(4)	(4)		(4)
2. 2014.....	XXX	XXX	XXX	XXX	XXX	XXX	XXX	XXX				XXX
3. 2015.....	XXX	XXX	XXX	XXX	XXX	XXX	XXX	XXX	XXX		XXX	XXX
4. Totals												(4)

SCHEDULE P - PART 2K - FIDELITY/SURETY

1. Prior.....	XXX	XXX	XXX	XXX	XXX	XXX	XXX					
2. 2014.....	XXX	XXX	XXX	XXX	XXX	XXX	XXX	XXX				XXX
3. 2015.....	XXX	XXX	XXX	XXX	XXX	XXX	XXX	XXX	XXX		XXX	XXX
4. Totals												

SCHEDULE P - PART 2L - OTHER (INCLUDING CREDIT, ACCIDENT AND HEALTH)

1. Prior.....	XXX	XXX	XXX	XXX	XXX	XXX	XXX					
2. 2014.....	XXX	XXX	XXX	XXX	XXX	XXX	XXX	XXX				XXX
3. 2015.....	XXX	XXX	XXX	XXX	XXX	XXX	XXX	XXX	XXX		XXX	XXX
4. Totals												

SCHEDULE P - PART 2M - INTERNATIONAL

1. Prior.....												
2. 2006.....												
3. 2007.....	XXX											
4. 2008.....	XXX	XXX										
5. 2009.....	XXX	XXX	XXX									
6. 2010.....	XXX	XXX	XXX	XXX								
7. 2011.....	XXX	XXX	XXX	XXX	XXX							
8. 2012.....	XXX	XXX	XXX	XXX	XXX	XXX						
9. 2013.....	XXX	XXX	XXX	XXX	XXX	XXX	XXX					
10. 2014.....	XXX	XXX	XXX	XXX	XXX	XXX	XXX	XXX				XXX
11. 2015.....	XXX	XXX	XXX	XXX	XXX	XXX	XXX	XXX	XXX		XXX	XXX
12. Totals												

Schedule P - Part 2N - Reinsurance - Nonproportional Assumed Property
N O N E

Schedule P - Part 2O - Reinsurance - Nonproportional Assumed Liability
N O N E

Schedule P - Part 2P - Reinsurance - Nonproportional Assumed Financial Lines
N O N E

Schedule P - Part 2R - Section 1 - Products Liability - Occurrence
N O N E

Schedule P - Part 2R - Section 2 - Products Liability - Claims-Made
N O N E

Schedule P - Part 2S - Financial Guaranty/Mortgage Guaranty
N O N E

Schedule P - Part 2T - Warranty
N O N E

SCHEDULE P - PART 3A - HOMEOWNERS/FARMOWNERS

Years in Which Losses Were Incurred	CUMULATIVE PAID NET LOSSES AND DEFENSE AND COST CONTAINMENT EXPENSES REPORTED AT YEAR END (\$000 OMITTED)										11 Number of Claims Closed With Loss Payment	12 Number of Claims Closed Without Loss Payment
	1	2	3	4	5	6	7	8	9	10		
	2006	2007	2008	2009	2010	2011	2012	2013	2014	2015		
1. Prior.....	.000											
2. 2006.....												
3. 2007.....	XXX											
4. 2008.....	XXX	XXX										
5. 2009.....	XXX	XXX	XXX									
6. 2010.....	XXX	XXX	XXX	XXX								
7. 2011.....	XXX	XXX	XXX	XXX	XXX							
8. 2012.....	XXX	XXX	XXX	XXX	XXX	XXX						
9. 2013.....	XXX	XXX	XXX	XXX	XXX	XXX	XXX					
10. 2014.....	XXX	XXX	XXX	XXX	XXX	XXX	XXX	XXX				
11. 2015.....	XXX	XXX	XXX	XXX	XXX	XXX	XXX	XXX	XXX			

SCHEDULE P - PART 3B - PRIVATE PASSENGER AUTO LIABILITY/MEDICAL

1. Prior.....	.000	.63	.300	.317	.325	.321	.322	.324	.324	.324	.71	.11
2. 2006.....	.180	(.66)	.178	.376	.373	.389	.388	.388	.388	.388	.272	.103
3. 2007.....	XXX	.29	.70	.85	.87	.87	.87	.87	.87	.88	.191	.81
4. 2008.....	XXX	XXX	.212	.522	.635	.674	.695	.702	.703	.703	1,065	470
5. 2009.....	XXX	XXX	XXX	.623	1,254	1,510	1,579	1,623	1,660	1,688	2,211	919
6. 2010.....	XXX	XXX	XXX	XXX							3,140	968
7. 2011.....	XXX	XXX	XXX	XXX	XXX						2,686	876
8. 2012.....	XXX	XXX	XXX	XXX	XXX	XXX					1,920	665
9. 2013.....	XXX	XXX	XXX	XXX	XXX	XXX	XXX				1,377	562
10. 2014.....	XXX	XXX	XXX	XXX	XXX	XXX	XXX	XXX			1,301	466
11. 2015.....	XXX	XXX	XXX	XXX	XXX	XXX	XXX	XXX	XXX		1,078	421

SCHEDULE P - PART 3C - COMMERCIAL AUTO/TRUCK LIABILITY/MEDICAL

1. Prior.....	.000											
2. 2006.....												
3. 2007.....	XXX											
4. 2008.....	XXX	XXX										
5. 2009.....	XXX	XXX	XXX									
6. 2010.....	XXX	XXX	XXX	XXX								
7. 2011.....	XXX	XXX	XXX	XXX	XXX							
8. 2012.....	XXX	XXX	XXX	XXX	XXX	XXX						
9. 2013.....	XXX	XXX	XXX	XXX	XXX	XXX	XXX					
10. 2014.....	XXX	XXX	XXX	XXX	XXX	XXX	XXX	XXX				
11. 2015.....	XXX	XXX	XXX	XXX	XXX	XXX	XXX	XXX	XXX			

SCHEDULE P - PART 3D - WORKERS' COMPENSATION
(EXCLUDING EXCESS WORKERS' COMPENSATION)

1. Prior.....	.000											
2. 2006.....												
3. 2007.....	XXX											
4. 2008.....	XXX	XXX										
5. 2009.....	XXX	XXX	XXX									
6. 2010.....	XXX	XXX	XXX	XXX								
7. 2011.....	XXX	XXX	XXX	XXX	XXX							
8. 2012.....	XXX	XXX	XXX	XXX	XXX	XXX						
9. 2013.....	XXX	XXX	XXX	XXX	XXX	XXX	XXX					
10. 2014.....	XXX	XXX	XXX	XXX	XXX	XXX	XXX	XXX				
11. 2015.....	XXX	XXX	XXX	XXX	XXX	XXX	XXX	XXX	XXX			

SCHEDULE P - PART 3E - COMMERCIAL MULTIPLE PERIL

1. Prior.....	.000											
2. 2006.....												
3. 2007.....	XXX											
4. 2008.....	XXX	XXX										
5. 2009.....	XXX	XXX	XXX									
6. 2010.....	XXX	XXX	XXX	XXX								
7. 2011.....	XXX	XXX	XXX	XXX	XXX							
8. 2012.....	XXX	XXX	XXX	XXX	XXX	XXX						
9. 2013.....	XXX	XXX	XXX	XXX	XXX	XXX	XXX					
10. 2014.....	XXX	XXX	XXX	XXX	XXX	XXX	XXX	XXX				
11. 2015.....	XXX	XXX	XXX	XXX	XXX	XXX	XXX	XXX	XXX			

Schedule P - Part 3F - Section 1 - Medical Professional Liability - Occurrence

N O N E

Schedule P - Part 3F - Section 2 - Medical Professional Liability - Claims-Made

N O N E

Schedule P - Part 3G - Special Liability

N O N E

Schedule P - Part 3H - Section 1 - Other Liability - Occurrence

N O N E

Schedule P - Part 3H - Section 2 - Other Liability - Claims-Made

N O N E

ANNUAL STATEMENT FOR THE YEAR 2015 OF THE Bristol West Casualty Insurance Company

SCHEDULE P - PART 3I - SPECIAL PROPERTY (FIRE, ALLIED LINES, INLAND MARINE, EARTHQUAKE, BURGLARY, AND THEFT)

Years in Which Losses Were Incurred	CUMULATIVE PAID NET LOSSES AND DEFENSE AND COST CONTAINMENT EXPENSES REPORTED AT YEAR END (\$000 OMITTED)										11 Number of Claims Closed With Loss Payment	12 Number of Claims Closed Without Loss Payment
	1	2	3	4	5	6	7	8	9	10		
	2006	2007	2008	2009	2010	2011	2012	2013	2014	2015		
1. Prior	XXX	XXX	XXX	XXX	XXX	XXX	XXX	XXX			XXX	XXX
2. 2014	XXX	XXX	XXX	XXX	XXX	XXX	XXX	XXX			XXX	XXX
3. 2015	XXX	XXX	XXX	XXX	XXX	XXX	XXX	XXX	XXX		XXX	XXX

SCHEDULE P - PART 3J - AUTO PHYSICAL DAMAGE

1. Prior	XXX	XXX	XXX	XXX	XXX	XXX	XXX	.000	(4)	(4)	17,741	4,320
2. 2014	XXX	XXX	XXX	XXX	XXX	XXX	XXX	XXX			1,674	654
3. 2015	XXX	XXX	XXX	XXX	XXX	XXX	XXX	XXX	XXX		1,535	671

SCHEDULE P - PART 3K - FIDELITY/SURETY

1. Prior	XXX	XXX	XXX	XXX	XXX	XXX	XXX	XXX			XXX	XXX
2. 2014	XXX	XXX	XXX	XXX	XXX	XXX	XXX	XXX			XXX	XXX
3. 2015	XXX	XXX	XXX	XXX	XXX	XXX	XXX	XXX	XXX		XXX	XXX

SCHEDULE P - PART 3L - OTHER (INCLUDING CREDIT, ACCIDENT AND HEALTH)

1. Prior	XXX	XXX	XXX	XXX	XXX	XXX	XXX	.000			XXX	XXX
2. 2014	XXX	XXX	XXX	XXX	XXX	XXX	XXX	XXX			XXX	XXX
3. 2015	XXX	XXX	XXX	XXX	XXX	XXX	XXX	XXX	XXX		XXX	XXX

SCHEDULE P - PART 3M - INTERNATIONAL

1. Prior	.000										XXX	XXX
2. 2006											XXX	XXX
3. 2007	XXX										XXX	XXX
4. 2008	XXX	XXX									XXX	XXX
5. 2009	XXX	XXX	XXX								XXX	XXX
6. 2010	XXX	XXX	XXX	XXX							XXX	XXX
7. 2011	XXX	XXX	XXX	XXX	XXX						XXX	XXX
8. 2012	XXX	XXX	XXX	XXX	XXX	XXX					XXX	XXX
9. 2013	XXX	XXX	XXX	XXX	XXX	XXX	XXX				XXX	XXX
10. 2014	XXX	XXX	XXX	XXX	XXX	XXX	XXX	XXX			XXX	XXX
11. 2015	XXX	XXX	XXX	XXX	XXX	XXX	XXX	XXX	XXX		XXX	XXX

Schedule P - Part 3N - Reinsurance - Nonproportional Assumed Property
N O N E

Schedule P - Part 3O - Reinsurance - Nonproportional Assumed Liability
N O N E

Schedule P - Part 3P - Reinsurance - Nonproportional Assumed Financial Lines
N O N E

Schedule P - Part 3R - Section 1 - Product Liability - Occurrence
N O N E

Schedule P - Part 3R - Section 2 - Product Liability - Claims-Made
N O N E

Schedule P - Part 3S - Financial Guaranty/Mortgage Guaranty
N O N E

Schedule P - Part 3T - Warranty
N O N E

SCHEDULE P - PART 4A - HOMEOWNERS/FARMOWNERS

Years in Which Losses Were Incurred	BULK AND IBNR RESERVES ON NET LOSSES AND DEFENSE AND COST CONTAINMENT EXPENSES REPORTED AT YEAR END (\$000 OMITTED)									
	1	2	3	4	5	6	7	8	9	10
	2006	2007	2008	2009	2010	2011	2012	2013	2014	2015
1. Prior.....										
2. 2006.....										
3. 2007.....	XXX									
4. 2008.....	XXX	XXX								
5. 2009.....	XXX	XXX	XX							
6. 2010.....	XXX	XXX	XX	XXX						
7. 2011.....	XXX	XXX	XX	XXX	XXX					
8. 2012.....	XXX	XXX	XXX	XXX	XXX	XXX				
9. 2013.....	XXX	XXX	XXX	XXX	XXX	XXX	XXX			
10. 2014.....	XXX	XXX	XXX	XXX	XXX	XXX	XXX	XXX		
11. 2015.....	XXX	XXX	XXX	XXX	XXX	XXX	XXX	XXX	XXX	

SCHEDULE P - PART 4B - PRIVATE PASSENGER AUTO LIABILITY/MEDICAL

1. Prior.....	121	118	29	8	2					
2. 2006.....	40	103	62	3	4	1				
3. 2007.....	XXX	12	5	2						
4. 2008.....	XXX	XXX	122	55	11	4	2	1	1	
5. 2009.....	XXX	XXX	XXX	461	108	69	19	6	5	1
6. 2010.....	XXX	XXX	XXX	XXX						
7. 2011.....	XXX	XXX	XXX	XXX	XXX					
8. 2012.....	XXX	XXX	XXX	XXX	XXX	XXX				
9. 2013.....	XXX	XXX	XXX	XXX	XXX	XXX	XXX			
10. 2014.....	XXX	XXX	XXX	XXX	XXX	XXX	XXX	XXX		
11. 2015.....	XXX	XXX	XXX	XXX	XXX	XXX	XXX	XXX	XXX	

SCHEDULE P - PART 4C - COMMERCIAL AUTO/TRUCK LIABILITY/MEDICAL

1. Prior.....										
2. 2006.....										
3. 2007.....	XXX									
4. 2008.....	XXX	XXX								
5. 2009.....	XXX	XXX	XXX							
6. 2010.....	XXX	XXX	XX	XXX						
7. 2011.....	XXX	XXX	XX	XXX	XX					
8. 2012.....	XXX	XXX	XX	XXX	XX	XXX				
9. 2013.....	XXX	XXX	XX	XXX	XX	XX	XXX			
10. 2014.....	XXX	XXX	XXX	XXX	XXX	XXX	XXX	XXX		
11. 2015.....	XXX	XXX	XXX	XXX	XXX	XXX	XXX	XXX	XXX	

SCHEDULE P - PART 4D - WORKERS' COMPENSATION
(EXCLUDING EXCESS WORKERS' COMPENSATION)

1. Prior.....										
2. 2006.....										
3. 2007.....	XXX									
4. 2008.....	XXX	XXX								
5. 2009.....	XXX	XXX	XXX							
6. 2010.....	XXX	XXX	XX	XXX						
7. 2011.....	XXX	XXX	XX	XXX	XX					
8. 2012.....	XXX	XXX	XX	XXX	XX	XXX				
9. 2013.....	XXX	XXX	XX	XXX	XX	XX	XXX			
10. 2014.....	XXX	XXX	XXX	XXX	XXX	XXX	XXX	XXX		
11. 2015.....	XXX	XXX	XXX	XXX	XXX	XXX	XXX	XXX	XXX	

SCHEDULE P - PART 4E - COMMERCIAL MULTIPLE PERIL

1. Prior.....										
2. 2006.....										
3. 2007.....	XXX									
4. 2008.....	XXX	XXX								
5. 2009.....	XXX	XXX	XXX							
6. 2010.....	XXX	XXX	XX	XXX						
7. 2011.....	XXX	XXX	XX	XXX	XX					
8. 2012.....	XXX	XXX	XX	XXX	XX	XXX				
9. 2013.....	XXX	XXX	XX	XXX	XX	XX	XXX			
10. 2014.....	XXX	XXX	XXX	XXX	XXX	XXX	XXX	XXX		
11. 2015.....	XXX	XXX	XXX	XXX	XXX	XXX	XXX	XXX	XXX	

Schedule P - Part 4F - Section 1 - Medical Professional Liability - Occurrence

N O N E

Schedule P - Part 4F - Section 2 - Medical Professional Liability - Claims-Made

N O N E

Schedule P - Part 4G - Special Liability

N O N E

Schedule P - Part 4H - Section 1 - Other Liability - Occurrence

N O N E

Schedule P - Part 4H - Section 2 - Other Liability - Claims-Made

N O N E

ANNUAL STATEMENT FOR THE YEAR 2015 OF THE Bristol West Casualty Insurance Company

SCHEDULE P - PART 4I - SPECIAL PROPERTY (FIRE, ALLIED LINES, INLAND MARINE, EARTHQUAKE, BURGLARY, AND THEFT)

Years in Which Losses Were Incurred	BULK AND IBNR RESERVES ON NET LOSSES AND DEFENSE AND COST CONTAINMENT EXPENSES REPORTED AT YEAR END (\$000 OMITTED)									
	1	2	3	4	5	6	7	8	9	10
	2006	2007	2008	2009	2010	2011	2012	2013	2014	2015
1. Prior	XXX	XXX	XXX	XXX	XXX	XXX	XXX			
2. 2014	XXX	XXX	XXX	XXX	XXX	XXX	XXX	XXX		
3. 2015	XXX	XXX	XXX	XXX	XXX	XXX	XXX	XXX	XXX	

SCHEDULE P - PART 4J - AUTO PHYSICAL DAMAGE

1. Prior	XXX	XXX	XXX	XXX	XXX	XXX	XXX	(1)		
2. 2014	XXX	XXX	XXX	XXX	XXX	XXX	XXX	XXX		
3. 2015	XXX	XXX	XXX	XXX	XXX	XXX	XXX	XXX	XXX	

SCHEDULE P - PART 4K - FIDELITY/SURETY

1. Prior	XXX	XXX	XXX	XXX	XXX	XXX	XXX			
2. 2014	XXX	XXX	XXX	XXX	XXX	XXX	XXX	XXX		
3. 2015	XXX	XXX	XXX	XXX	XXX	XXX	XXX	XXX	XXX	

SCHEDULE P - PART 4L - OTHER (INCLUDING CREDIT, ACCIDENT AND HEALTH)

1. Prior	XXX	XXX	XXX	XXX	XXX	XXX	XXX			
2. 2014	XXX	XXX	XXX	XXX	XXX	XXX	XXX	XXX		
3. 2015	XXX	XXX	XXX	XXX	XXX	XXX	XXX	XXX	XXX	

SCHEDULE P - PART 4M - INTERNATIONAL

1. Prior										
2. 2006										
3. 2007	XXX									
4. 2008	XXX	XXX								
5. 2009	XXX	XXX	XXX							
6. 2010	XXX	XXX	XXX	XXX						
7. 2011	XXX	XXX	XXX	XXX	XXX					
8. 2012	XXX	XXX	XXX	XXX	XXX	XXX				
9. 2013	XXX	XXX	XXX	XXX	XXX	XXX	XXX			
10. 2014	XXX	XXX	XXX	XXX	XXX	XXX	XXX	XXX		
11. 2015	XXX	XXX	XXX	XXX	XXX	XXX	XXX	XXX	XXX	

Schedule P - Part 4N - Reinsurance - Nonproportional Assumed Property
N O N E

Schedule P - Part 4O - Reinsurance - Nonproportional Assumed Liability
N O N E

Schedule P - Part 4P - Reinsurance - Nonproportional Assumed Financial Lines
N O N E

Schedule P - Part 4R - Section 1 - Products Liability - Occurrence
N O N E

Schedule P - Part 4R - Section 2 - Products Liability - Claims-Made
N O N E

Schedule P - Part 4S - Financial Guaranty/Mortgage Guaranty
N O N E

Schedule P - Part 4T - Warranty
N O N E

Schedule P - Part 5A - Homeowners/Farmowners - Section 1
N O N E

Schedule P - Part 5A - Homeowners/Farmowners - Section 2
N O N E

Schedule P - Part 5A - Homeowners/Farmowners - Section 3
N O N E

ANNUAL STATEMENT FOR THE YEAR 2015 OF THE Bristol West Casualty Insurance Company

SCHEDULE P - PART 5B - PRIVATE PASSENGER AUTO LIABILITY/MEDICAL

SECTION 1

Years in Which Premiums Were Earned and Losses Were Incurred	CUMULATIVE NUMBER OF CLAIMS CLOSED WITH LOSS PAYMENT DIRECT AND ASSUMED AT YEAR END									
	1	2	3	4	5	6	7	8	9	10
	2006	2007	2008	2009	2010	2011	2012	2013	2014	2015
1. Prior.....	86	50	10	4	2		(4)	6	3	
2. 2006.....	167	239	257	267	271	272	271	272	272	272
3. 2007.....	XXX	118	173	183	188	190	191	191	191	191
4. 2008.....	XXX	XXX	578	953	1,029	1,050	1,057	1,062	1,064	1,065
5. 2009.....	XXX	XXX	XXX	1,331	1,943	2,122	2,165	2,189	2,206	2,211
6. 2010.....	XXX	XXX	XXX	XXX	1,564	2,724	2,932	3,062	3,133	3,140
7. 2011.....	XXX	XXX	XXX	XXX	XXX	1,599	2,343	2,530	2,669	2,686
8. 2012.....	XXX	XXX	XXX	XXX	XXX	XXX	1,221	1,790	1,903	1,920
9. 2013.....	XXX	XXX	XXX	XXX	XXX	XXX	XXX	1,025	1,339	1,377
10. 2014.....	XXX	XXX	XXX	XXX	XXX	XXX	XXX	XXX	922	1,301
11. 2015.....	XXX	XXX	XXX	XXX	XXX	XXX	XXX	XXX	XXX	1,078

SECTION 2

Years in Which Premiums Were Earned and Losses Were Incurred	NUMBER OF CLAIMS OUTSTANDING DIRECT AND ASSUMED AT YEAR END									
	1	2	3	4	5	6	7	8	9	10
	2006	2007	2008	2009	2010	2011	2012	2013	2014	2015
1. Prior.....	80	24	13	9	6	6	10	3		
2. 2006.....	112	34	17	6	1		1			
3. 2007.....	XXX	76	21	9	2	1				1
4. 2008.....	XXX	XXX	487	106	34	16	6	2		
5. 2009.....	XXX	XXX	XXX	751	272	95	50	30	15	11
6. 2010.....	XXX	XXX	XXX	XXX	1,463	483	277	135	50	41
7. 2011.....	XXX	XXX	XXX	XXX	XXX	1,045	424	225	56	40
8. 2012.....	XXX	XXX	XXX	XXX	XXX	XXX	776	213	65	45
9. 2013.....	XXX	XXX	XXX	XXX	XXX	XXX	XXX	421	89	49
10. 2014.....	XXX	XXX	XXX	XXX	XXX	XXX	XXX	XXX	432	103
11. 2015.....	XXX	XXX	XXX	XXX	XXX	XXX	XXX	XXX	XXX	486

SECTION 3

Years in Which Premiums Were Earned and Losses Were Incurred	CUMULATIVE NUMBER OF CLAIMS REPORTED DIRECT AND ASSUMED AT YEAR END									
	1	2	3	4	5	6	7	8	9	10
	2006	2007	2008	2009	2010	2011	2012	2013	2014	2015
1. Prior.....	38	15	6	4	3	2	2	3		
2. 2006.....	353	369	375	375	375	375	375	375	375	375
3. 2007.....	XXX	253	271	272	272	272	272	272	272	273
4. 2008.....	XXX	XXX	1,414	1,522	1,529	1,532	1,532	1,533	1,534	1,535
5. 2009.....	XXX	XXX	XXX	2,837	3,112	3,126	3,128	3,134	3,140	3,141
6. 2010.....	XXX	XXX	XXX	XXX	3,795	4,123	4,139	4,145	4,149	4,149
7. 2011.....	XXX	XXX	XXX	XXX	XXX	3,349	3,579	3,594	3,602	3,602
8. 2012.....	XXX	XXX	XXX	XXX	XXX	XXX	2,543	2,666	2,630	2,630
9. 2013.....	XXX	XXX	XXX	XXX	XXX	XXX	XXX	1,930	1,984	1,988
10. 2014.....	XXX	XXX	XXX	XXX	XXX	XXX	XXX	XXX	1,748	1,870
11. 2015.....	XXX	XXX	XXX	XXX	XXX	XXX	XXX	XXX	XXX	1,985

Schedule P - Part 5C - Commercial Auto/Truck Liability/Medical - Section 1

N O N E

Schedule P - Part 5C - Commercial Auto/Truck Liability/Medical - Section 2

N O N E

Schedule P - Part 5C - Commercial Auto/Truck Liability/Medical - Section 3

N O N E

Schedule P-Part 5D-Workers' Compensation (Excluding Excess Workers' Compensation)-Section 1

N O N E

Schedule P-Part 5D-Workers' Compensation (Excluding Excess Workers' Compensation)-Section 2

N O N E

Schedule P-Part 5D-Workers' Compensation (Excluding Excess Workers' Compensation)-Section 3

N O N E

Schedule P - Part 5E - Commercial Multiple Peril - Section 1

N O N E

Schedule P - Part 5E - Commercial Multiple Peril - Section 2

N O N E

Schedule P - Part 5E - Commercial Multiple Peril - Section 3

N O N E

Schedule P - Part 5F - Medical Professional Liability - Occurrence - Section 1A

N O N E

Schedule P - Part 5F - Medical Professional Liability - Occurrence - Section 2A

N O N E

Schedule P - Part 5F - Medical Professional Liability - Occurrence - Section 3A

N O N E

Schedule P - Part 5F - Medical Professional Liability - Claims-Made - Section 1B

N O N E

Schedule P - Part 5F - Medical Professional Liability - Claims-Made - Section 2B

N O N E

Schedule P - Part 5F - Medical Professional Liability - Claims-Made - Section 3B

NONE

Schedule P - Part 5H - Other Liability - Occurrence - Section 1A

NONE

Schedule P - Part 5H - Other Liability - Occurrence - Section 2A

NONE

Schedule P - Part 5H - Other Liability - Occurrence - Section 3A

NONE

Schedule P - Part 5H - Other Liability - Claims-Made - Section 1B

NONE

Schedule P - Part 5H - Other Liability - Claims-Made - Section 2B

NONE

Schedule P - Part 5H - Other Liability - Claims-Made - Section 3B

NONE

Schedule P - Part 5R - Products Liability - Occurrence - Section 1A

NONE

Schedule P - Part 5R - Products Liability - Occurrence - Section 2A

NONE

Schedule P - Part 5R - Products Liability - Occurrence - Section 3A

NONE

Schedule P - Part 5R - Products Liability - Claims-Made - Section 1B

NONE

Schedule P - Part 5R - Products Liability - Claims-Made - Section 2B

NONE

Schedule P - Part 5R - Products Liability - Claims-Made - Section 3B

NONE

Schedule P - Part 5T - Warranty - Section 1

NONE

Schedule P - Part 5T - Warranty - Section 2

NONE

Schedule P - Part 5T - Warranty - Section 3

NONE

Schedule P - Part 6C - Commercial Auto/Truck Liability/Medical - Section 1

NONE

Schedule P - Part 6C - Commercial Auto/Truck Liability/Medical - Section 2

NONE

Schedule P-Part 6D-Workers' Compensation (Excluding Excess Workers' Compensation)-Section 1

NONE

Schedule P-Part 6D-Workers' Compensation (Excluding Excess Workers' Compensation)-Section 2

NONE

Schedule P - Part 6E - Commercial Multiple Peril - Section 1

NONE

Schedule P - Part 6E - Commercial Multiple Peril - Section 2

NONE

Schedule P - Part 6H - Other Liability - Occurrence - Section 1A

NONE

Schedule P - Part 6H - Other Liability - Occurrence - Section 2A

NONE

Schedule P - Part 6H - Other Liability - Claims-Made - Section 1B

NONE

Schedule P - Part 6H - Other Liability - Claims-Made - Section 2B

NONE

Schedule P - Part 6M - International - Section 1

NONE

Schedule P - Part 6M - International - Section 2

NONE

Schedule P - Part 6N- Reinsurance A - Nonproportional Assumed Property - Section 1
N O N E

Schedule P - Part 6N- Reinsurance A - Nonproportional Assumed Property - Section 2
N O N E

Schedule P - Part 6O - Reinsurance B - Nonproportional Liability - Section 1
N O N E

Schedule P - Part 6O - Reinsurance B - Nonproportional Assumed Liability - Section 2
N O N E

Schedule P - Part 6R - Products Liability - Occurrence - Section 1A
N O N E

Schedule P - Part 6R - Products Liability - Occurrence - Section 2A
N O N E

Schedule P - Part 6R - Products Liability - Claims-Made - Section 1B
N O N E

Schedule P - Part 6R - Products Liability - Claims-Made - Section 2B
N O N E

Schedule P - Part 7A - Section 1 - Primary Loss Sensitive Contracts
N O N E

Schedule P - Part 7A - Section 2 - Primary Loss Sensitive Contracts
N O N E

Schedule P - Part 7A - Section 3 - Primary Loss Sensitive Contracts
N O N E

Schedule P - Part 7A - Section 4 - Primary Loss Sensitive Contracts
N O N E

Schedule P - Part 7A - Section 5 - Primary Loss Sensitive Contracts
N O N E

Schedule P - Part 7B - Section 1 - Reinsurance Loss Sensitive Contracts
N O N E

Schedule P - Part 7B - Section 2 - Reinsurance Loss Sensitive Contracts
N O N E

Schedule P - Part 7B - Section 3 - Reinsurance Loss Sensitive Contracts
N O N E

Schedule P - Part 7B - Section 4 - Reinsurance Loss Sensitive Contracts
N O N E

Schedule P - Part 7B - Section 5 - Reinsurance Loss Sensitive Contracts
N O N E

Schedule P - Part 7B - Section 6 - Reinsurance Loss Sensitive Contracts
N O N E

Schedule P - Part 7B - Section 7 - Reinsurance Loss Sensitive Contracts
N O N E

ANNUAL STATEMENT FOR THE YEAR 2015 OF THE Bristol West Casualty Insurance Company

SCHEDULE P INTERROGATORIES

1. The following questions relate to yet-to-be-issued Extended Reporting Endorsements (EREs) arising from Death, Disability, or Retirement (DDR) provisions in Medical Professional Liability Claims Made insurance policies. EREs provided for reasons other than DDR are not to be included.
- 1.1 Does the company issue Medical Professional Liability Claims Made insurance policies that provide tail (also known as an extended reporting endorsement, or “ERE”) benefits in the event of Death, Disability, or Retirement (DDR) at a reduced charge or at no additional cost? Yes [] No [X]
If the answer to question 1.1 is “no”, leave the following questions blank. If the answer to question 1.1 is “yes”, please answer the following questions:
- 1.2 What is the total amount of the reserve for that provision (DDR Reserve), as reported, explicitly or not, elsewhere in this statement (in dollars)?\$
- 1.3 Does the company report any DDR reserve as Unearned Premium Reserve per SSAP #65? Yes [] No []
- 1.4 Does the company report any DDR reserve as loss or loss adjustment expense reserve? Yes [] No []
- 1.5 If the company reports DDR reserve as Unearned Premium Reserve, does that amount match the figure on the Underwriting and Investment Exhibit, Part 1A – Recapitulation of all Premiums (Page 7) Column 2, Lines 11.1 plus 11.2? Yes [] No [] N/A []
- 1.6 If the company reports DDR reserve as loss or loss adjustment expense reserve, please complete the following table corresponding to where these reserves are reported in Schedule P:

Years in Which Premiums Were Earned and Losses Were Incurred		DDR Reserve Included in Schedule P, Part 1F, Medical Professional Liability Column 24: Total Net Losses and Expenses Unpaid	
		1 Section 1: Occurrence	2 Section 2: Claims-Made
1.601	Prior		
1.602	2006		
1.603	2007		
1.604	2008		
1.605	2009		
1.606	2010		
1.607	2011		
1.608	2012		
1.609	2013		
1.610	2014		
1.611	2015		
1.612	Totals		

2. The definition of allocated loss adjustment expenses (ALAE) and, therefore, unallocated loss adjustment expenses (ULAE) was changed effective January 1, 1998. This change in definition applies to both paid and unpaid expenses. Are these expenses (now reported as “Defense and Cost Containment” and “Adjusting and Other”) reported in compliance with these definitions in this statement? Yes [X] No []
3. The Adjusting and Other expense payments and reserves should be allocated to the years in which the losses were incurred based on the number of claims reported, closed and outstanding in those years. When allocating Adjusting and Other expense between companies in a group or a pool, the Adjusting and Other expense should be allocated in the same percentage used for the loss amounts and the claim counts. For reinsurers, Adjusting and Other expense assumed should be reported according to the reinsurance contract. For Adjusting and Other expense incurred by reinsurers, or in those situations where suitable claim count information is not available, Adjusting and Other expense should be allocated by a reasonable method determined by the company and described in Interrogatory 7, below. Are they so reported in this Statement? Yes [X] No []
4. Do any lines in Schedule P include reserves that are reported gross of any discount to present value of future payments, and that are reported net of such discounts on Page 10? Yes [] No [X]

If yes, proper disclosure must be made in the Notes to Financial Statements, as specified in the Instructions. Also, the discounts must be reported in Schedule P - Part 1, Columns 32 and 33. Schedule P must be completed gross of non-tabular discounting. Work papers relating to discount calculations must be available for examination upon request.
Discounting is allowed only if expressly permitted by the state insurance department to which this Annual Statement is being filed.
5. What were the net premiums in force at the end of the year for:
(in thousands of dollars)

5.1 Fidelity
5.2 Surety
6. Claim count information is reported per claim or per claimant (Indicate which).per claim.....
If not the same in all years, explain in Interrogatory 7.
- 7.1 The information provided in Schedule P will be used by many persons to estimate the adequacy of the current loss and expense reserves, among other things. Are there any especially significant events, coverage, retention or accounting changes that have occurred that must be considered when making such analyses? Yes [] No [X]
- 7.2 (An extended statement may be attached.)
Adjusting and Other expenses are allocated based on a combination of claim count metrics in conjunction with loss experience by accident year.

SCHEDULE T - PART 2
INTERSTATE COMPACT - EXHIBIT OF PREMIUMS WRITTEN

Allocated by States and Territories

			Direct Business Only					
			1	2	3	4	5	6
States, Etc.			Life (Group and Individual)	Annuities (Group and Individual)	Disability Income (Group and Individual)	Long-Term Care (Group and Individual)	Deposit-Type Contracts	Totals
1.	Alabama	AL						
2.	Alaska	AK						
3.	Arizona	AZ						
4.	Arkansas	AR						
5.	California	CA						
6.	Colorado	CO						
7.	Connecticut	CT						
8.	Delaware	DE						
9.	District of Columbia	DC						
10.	Florida	FL						
11.	Georgia	GA						
12.	Hawaii	HI						
13.	Idaho	ID						
14.	Illinois	IL						
15.	Indiana	IN						
16.	Iowa	IA						
17.	Kansas	KS						
18.	Kentucky	KY						
19.	Louisiana	LA						
20.	Maine	ME						
21.	Maryland	MD						
22.	Massachusetts	MA						
23.	Michigan	MI						
24.	Minnesota	MN						
25.	Mississippi	MS						
26.	Missouri	MO						
27.	Montana	MT						
28.	Nebraska	NE						
29.	Nevada	NV						
30.	New Hampshire	NH						
31.	New Jersey	NJ						
32.	New Mexico	NM						
33.	New York	NY						
34.	North Carolina	NC						
35.	North Dakota	ND						
36.	Ohio	OH						
37.	Oklahoma	OK						
38.	Oregon	OR						
39.	Pennsylvania	PA						
40.	Rhode Island	RI						
41.	South Carolina	SC						
42.	South Dakota	SD						
43.	Tennessee	TN						
44.	Texas	TX						
45.	Utah	UT						
46.	Vermont	VT						
47.	Virginia	VA						
48.	Washington	WA						
49.	West Virginia	WV						
50.	Wisconsin	WI						
51.	Wyoming	WY						
52.	American Samoa	AS						
53.	Guam	GU						
54.	Puerto Rico	PR						
55.	U.S. Virgin Islands	VI						
56.	Northern Mariana Islands	MP						
57.	Canada	CAN						
58.	Aggregate Other Alien	OT						
59.	Total							

NONE

ANNUAL STATEMENT FOR THE YEAR 2015 OF THE Bristol West Casualty Insurance Company

SCHEDULE Y

PART 1A - DETAIL OF INSURANCE HOLDING COMPANY SYSTEM

1	2	3	4	5	6	7	8	9	10	11	12	13	14	15
Group Code	Group Name	NAIC Company Code	ID Number	Federal RSSD	CIK	Name of Securities Exchange if Publicly Traded (U.S. or International)	Names of Parent, Subsidiaries Or Affiliates	Domi-ciliary Loca-tion	Relation-ship to Reporting Entity	Directly Controlled by (Name of Entity/Person)	Type of Control (Ownership, Board, Management, Attorney-in-Fact, Influence, Other)	If Control is Ownership Provide Percentage	Ultimate Controlling Entity(ies)/Person(s)	*
		00000	47-3820947				17885 Von Karman, LLC	CA	NIA	Mid-Century Insurance Company	Ownership	100.000	Farmers Insurance Exchange	
		00000	95-4723863				20th Century Insurance Services, Inc.	NV	NIA	21st Century Insurance Group	Ownership	100.000	Farmers Insurance Exchange	
0069	Farmers Insurance Group	25232	22-3398993				21st Century Advantage Insurance Company	MN	IA	21st Century North America Insurance Company	Ownership	100.000	Farmers Insurance Exchange	
0069	Farmers Insurance Group	44245	13-3551577				21st Century Assurance Company	DE	IA	Farmers Insurance Exchange	Ownership	80.000	Farmers Insurance Exchange	
0069	Farmers Insurance Group	44245	13-3551577				21st Century Assurance Company	DE	IA	Fire Insurance Exchange	Ownership	10.000	Farmers Insurance Exchange	
0069	Farmers Insurance Group	44245	13-3551577				21st Century Assurance Company	DE	IA	Truck Insurance Exchange	Ownership	10.000	Farmers Insurance Exchange	
0069	Farmers Insurance Group	10184	22-3337475				21st Century Auto Insurance Company of New Jersey	NJ	IA	21st Century Centennial Insurance Company	Ownership	100.000	Farmers Insurance Exchange	
0069	Farmers Insurance Group	36404	95-4136306				21st Century Casualty Company	CA	IA	21st Century Insurance Group	Ownership	100.000	Farmers Insurance Exchange	
0069	Farmers Insurance Group	34789	23-2044095				21st Century Centennial Insurance Company	PA	IA	Farmers Insurance Exchange	Ownership	80.000	Farmers Insurance Exchange	
0069	Farmers Insurance Group	34789	23-2044095				21st Century Centennial Insurance Company	PA	IA	Fire Insurance Exchange	Ownership	10.000	Farmers Insurance Exchange	
0069	Farmers Insurance Group	34789	23-2044095				21st Century Centennial Insurance Company	PA	IA	Truck Insurance Exchange	Ownership	10.000	Farmers Insurance Exchange	
0069	Farmers Insurance Group	43974	13-1967524				21st Century Indemnity Insurance Company	PA	IA	21st Century Premier Insurance Company	Ownership	100.000	Farmers Insurance Exchange	
		00000	51-0283170				21st Century Insurance and Financial Services, Inc.	DE	NIA	Farmers Insurance Exchange	Ownership	80.000	Farmers Insurance Exchange	
		00000	51-0283170				21st Century Insurance and Financial Services, Inc.	DE	NIA	Fire Insurance Exchange	Ownership	10.000	Farmers Insurance Exchange	
		00000	51-0283170				21st Century Insurance and Financial Services, Inc.	DE	NIA	Truck Insurance Exchange	Ownership	10.000	Farmers Insurance Exchange	
0069	Farmers Insurance Group	12963	95-2565072				21st Century Insurance Company	CA	IA	21st Century Insurance Group	Ownership	100.000	Farmers Insurance Exchange	
0069	Farmers Insurance Group	10245	86-0812982				21st Century Insurance Company of the Southwest	TX	IA	21st Century Insurance Group	Ownership	100.000	Farmers Insurance Exchange	
		00000	95-1935264				21st Century Insurance Group	DE	NIA	Farmers Insurance Exchange	Ownership	80.000	Farmers Insurance Exchange	
		00000	95-1935264				21st Century Insurance Group	DE	NIA	Fire Insurance Exchange	Ownership	10.000	Farmers Insurance Exchange	
		00000	95-1935264				21st Century Insurance Group	DE	NIA	Truck Insurance Exchange	Ownership	10.000	Farmers Insurance Exchange	
0069	Farmers Insurance Group	36587	13-3801089				21st Century National Insurance Company	NY	IA	21st Century Security Insurance Company	Ownership	100.000	Farmers Insurance Exchange	
0069	Farmers Insurance Group	32220	13-3333609				21st Century North America Insurance Company	NY	IA	Farmers Insurance Exchange	Ownership	80.000	Farmers Insurance Exchange	
0069	Farmers Insurance Group	32220	13-3333609				21st Century North America Insurance Company	NY	IA	Fire Insurance Exchange	Ownership	10.000	Farmers Insurance Exchange	
0069	Farmers Insurance Group	32220	13-3333609				21st Century North America Insurance Company	NY	IA	Truck Insurance Exchange	Ownership	10.000	Farmers Insurance Exchange	
0069	Farmers Insurance Group	23795	02-0226203				21st Century Pacific Insurance Company	CO	IA	Farmers Insurance Exchange	Ownership	80.000	Farmers Insurance Exchange	
0069	Farmers Insurance Group	23795	02-0226203				21st Century Pacific Insurance Company	CO	IA	Fire Insurance Exchange	Ownership	10.000	Farmers Insurance Exchange	
0069	Farmers Insurance Group	23795	02-0226203				21st Century Pacific Insurance Company	CO	IA	Truck Insurance Exchange	Ownership	10.000	Farmers Insurance Exchange	
0069	Farmers Insurance Group	10710	13-3922232				21st Century Pinnacle Insurance Company	NJ	IA	21st Century North America Insurance Company	Ownership	100.000	Farmers Insurance Exchange	
0069	Farmers Insurance Group	22225	95-2743473				21st Century Preferred Insurance Company	PA	IA	21st Century Centennial Insurance Company	Ownership	100.000	Farmers Insurance Exchange	
0069	Farmers Insurance Group	20796	22-1721971				21st Century Premier Insurance Company	PA	IA	21st Century Centennial Insurance Company	Ownership	100.000	Farmers Insurance Exchange	
0069	Farmers Insurance Group	23833	02-0227294				21st Century Security Insurance Company	PA	IA	Farmers Insurance Exchange	Ownership	80.000	Farmers Insurance Exchange	
0069	Farmers Insurance Group	23833	02-0227294				21st Century Security Insurance Company	PA	IA	Fire Insurance Exchange	Ownership	10.000	Farmers Insurance Exchange	
0069	Farmers Insurance Group	23833	02-0227294				21st Century Security Insurance Company	PA	IA	Truck Insurance Exchange	Ownership	10.000	Farmers Insurance Exchange	
0069	Farmers Insurance Group	43761	95-4232263				21st Century Superior Insurance Company	CA	IA	21st Century North America Insurance Company	Ownership	100.000	Farmers Insurance Exchange	
		00000	99-0215429				50th State Risk Management Services, Inc.	HI	NIA	Hawaii Insurance Consultants, Ltd.	Ownership	100.000	Farmers Insurance Exchange	
		00000	47-2591947				5401 Wiles Road LLC	FL	NIA	Mid-Century Insurance Company	Ownership	100.000	Farmers Insurance Exchange	
		00000	47-3968324				922 W. Washington Blvd, LLC	IL	NIA	Mid-Century Insurance Company	Ownership	100.000	Farmers Insurance Exchange	
0069	Farmers Insurance Group	10805	13-3953213				American Pacific Insurance Company, Inc.	HI	IA	Farmers Insurance Hawaii, Inc.	Ownership	100.000	Farmers Insurance Exchange	

ANNUAL STATEMENT FOR THE YEAR 2015 OF THE Bristol West Casualty Insurance Company

SCHEDULE Y
PART 1A - DETAIL OF INSURANCE HOLDING COMPANY SYSTEM

1	2	3	4	5	6	7	8	9	10	11	12	13	14	15
Group Code	Group Name	NAIC Company Code	ID Number	Federal RSSD	CIK	Name of Securities Exchange if Publicly Traded (U.S. or International)	Names of Parent, Subsidiaries Or Affiliates	Domiciliary Location	Relationship to Reporting Entity	Directly Controlled by (Name of Entity/Person)	Type of Control (Ownership, Board, Management, Attorney-in-Fact, Influence, Other)	If Control is Ownership Provide Percentage	Ultimate Controlling Entity(ies)/Person(s)	*
0069	Farmers Insurance Group	00000	65-0221990				Bayview Adjustment Bureau, Inc.	CA	NIA	Bristol West Holdings, Inc.	Ownership	100.000	Farmers Insurance Exchange	
		11034	34-1893500				Bristol West Casualty Insurance Company	OH	RE	Coast National Insurance Company	Ownership	100.000	Farmers Insurance Exchange	
		00000	13-3994449				Bristol West Holdings, Inc.	DE	UIP	Farmers Insurance Exchange	Ownership	42.000	Farmers Insurance Exchange	
		00000	13-3994449				Bristol West Holdings, Inc.	DE	UIP	Fire Insurance Exchange	Ownership	3.750	Farmers Insurance Exchange	
		00000	13-3994449				Bristol West Holdings, Inc.	DE	UIP	Truck Insurance Exchange	Ownership	6.750	Farmers Insurance Exchange	
		00000	13-3994449				Bristol West Holdings, Inc.	DE	UIP	Mid-Century Insurance Company	Ownership	47.500	Farmers Insurance Exchange	
0069	Farmers Insurance Group	19658	38-1865162				Bristol West Insurance Company	OH	IA	Coast National Insurance Company	Ownership	100.000	Farmers Insurance Exchange	
		00000	65-0880876				Bristol West Insurance Services of California, Inc.	CA	NIA	Bristol West Holdings, Inc.	Ownership	100.000	Farmers Insurance Exchange	
		00000	75-2791620				Bristol West Insurance Services of Texas, Inc.	TX	NIA	Bristol West Holdings, Inc.	Ownership	100.000	Farmers Insurance Exchange	
		00000	65-0616769				Bristol West Insurance Services, Inc. of Florida	FL	NIA	Bristol West Holdings, Inc.	Ownership	100.000	Farmers Insurance Exchange	
0069	Farmers Insurance Group	12774	86-1174452				Bristol West Preferred Insurance Company	MI	IA	Bristol West Holdings, Inc.	Ownership	100.000	Farmers Insurance Exchange	
		00000	65-0919338				BWIS of Nevada, Inc.	NV	NIA	Bristol West Holdings, Inc.	Ownership	100.000	Farmers Insurance Exchange	
0069	Farmers Insurance Group	10315	95-4528269				Civic Property and Casualty Company	CA	IA	Fire Insurance Exchange	Ownership	80.000	Fire Insurance Exchange	
0069	Farmers Insurance Group	10315	95-4528269				Civic Property and Casualty Company	CA	IA	Truck Insurance Exchange	Ownership	20.000	Fire Insurance Exchange	
		00000	76-0543593				Coast National General Agency, Inc.	TX	NIA	Bristol West Holdings, Inc.	Ownership	100.000	Farmers Insurance Exchange	
		00000	33-0246699				Coast National Holding Company	CA	UIP	Bristol West Holdings, Inc.	Ownership	100.000	Farmers Insurance Exchange	
0069	Farmers Insurance Group	25089	33-0246701				Coast National Insurance Company	CA	UDP	Coast National Holding Company	Ownership	100.000	Farmers Insurance Exchange	
0069	Farmers Insurance Group	10318	95-4528266				Exact Property and Casualty Company	CA	IA	Fire Insurance Exchange	Ownership	80.000	Fire Insurance Exchange	
0069	Farmers Insurance Group	10318	95-4528266				Exact Property and Casualty Company	CA	IA	Truck Insurance Exchange	Ownership	20.000	Fire Insurance Exchange	
		00000	77-0530616				Farmers Financial Solutions, LLC	NV	NIA	FFS Holding, LLC	Ownership	100.000	Farmers Insurance Exchange	
0069	Farmers Insurance Group	21598	95-2626387				Farmers Insurance Company of Arizona	AZ	IA	Farmers Insurance Exchange	Ownership	70.000	Farmers Insurance Exchange	
0069	Farmers Insurance Group	21598	95-2626387				Farmers Insurance Company of Arizona	AZ	IA	Truck Insurance Exchange	Ownership	20.000	Farmers Insurance Exchange	
0069	Farmers Insurance Group	21598	95-2626387				Farmers Insurance Company of Arizona	AZ	IA	Fire Insurance Exchange	Ownership	10.000	Farmers Insurance Exchange	
0069	Farmers Insurance Group	21601	95-2626385				Farmers Insurance Company of Idaho	ID	IA	Farmers Insurance Exchange	Ownership	80.000	Farmers Insurance Exchange	
0069	Farmers Insurance Group	21601	95-2626385				Farmers Insurance Company of Idaho	ID	IA	Fire Insurance Exchange	Ownership	6.700	Farmers Insurance Exchange	
0069	Farmers Insurance Group	21601	95-2626385				Farmers Insurance Company of Idaho	ID	IA	Truck Insurance Exchange	Ownership	13.300	Farmers Insurance Exchange	
0069	Farmers Insurance Group	21636	95-2655893				Farmers Insurance Company of Oregon	OR	IA	Farmers Insurance Exchange	Ownership	80.000	Farmers Insurance Exchange	
0069	Farmers Insurance Group	21636	95-2655893				Farmers Insurance Company of Oregon	OR	IA	Truck Insurance Exchange	Ownership	20.000	Farmers Insurance Exchange	
0069	Farmers Insurance Group	21644	95-2655894				Farmers Insurance Company of Washington	WA	IA	Fire Insurance Exchange	Ownership	80.000	Fire Insurance Exchange	
0069	Farmers Insurance Group	21644	95-2655894				Farmers Insurance Company of Washington	WA	IA	Truck Insurance Exchange	Ownership	20.000	Fire Insurance Exchange	
0069	Farmers Insurance Group	21628	48-0609012				Farmers Insurance Company, Inc.	KS	IA	Farmers Insurance Exchange	Ownership	90.000	Farmers Insurance Exchange	
0069	Farmers Insurance Group	21628	48-0609012				Farmers Insurance Company, Inc.	KS	IA	Fire Insurance Exchange	Ownership	10.000	Farmers Insurance Exchange	
0069	Farmers Insurance Group	21652	95-2575893				Farmers Insurance Exchange	CA	UIP	See Note 1	Other			
0069	Farmers Insurance Group	28487	22-2640040				Farmers Insurance Hawaii, Inc.	HI	IA	Farmers Insurance Exchange	Ownership	80.000	Farmers Insurance Exchange	
0069	Farmers Insurance Group	28487	22-2640040				Farmers Insurance Hawaii, Inc.	HI	IA	Fire Insurance Exchange	Ownership	10.000	Farmers Insurance Exchange	
0069	Farmers Insurance Group	28487	22-2640040				Farmers Insurance Hawaii, Inc.	HI	IA	Truck Insurance Exchange	Ownership	10.000	Farmers Insurance Exchange	
0069	Farmers Insurance Group	36889	31-0956373				Farmers Insurance of Columbus, Inc.	OH	IA	Farmers Insurance Exchange	Ownership	100.000	Farmers Insurance Exchange	
0069	Farmers Insurance Group	10806	36-4165395				Farmers New Century Insurance Company	IL	IA	Illinois Farmers Insurance Company	Ownership	100.000	Farmers Insurance Exchange	
		00000	95-6048990				Farmers Services Insurance Agency	CA	NIA	Truck Insurance Exchange	Ownership	100.000	Truck Insurance Exchange	
							Foremost Insurance Company Grand Rapids, Michigan							
0069	Farmers Insurance Group	43699	59-2326047				Farmers Specialty Insurance Company	MI	IA	Michigan	Ownership	100.000	Farmers Insurance Exchange	
0069	Farmers Insurance Group	24392	74-1067657				Farmers Texas County Mutual Insurance Company	TX	IA	See Note 3	Management		Farmers Insurance Exchange	
		00000	27-0342907				FCOA, LLC	DE	NIA	Foremost Insurance Company Grand Rapids, Michigan	Ownership	100.000	Farmers Insurance Exchange	
		00000	77-0530617				FFS Holding, LLC	NV	NIA	Mid-Century Insurance Company	Ownership	100.000	Farmers Insurance Exchange	
0069	Farmers Insurance Group	21660	95-6235715				Fire Insurance Exchange	CA	IA	See Note 4	Other			
0069	Farmers Insurance Group	29254	38-1721730				Foremost County Mutual Insurance Company	TX	IA	See Note 5	Management		Farmers Insurance Exchange	

ANNUAL STATEMENT FOR THE YEAR 2015 OF THE Bristol West Casualty Insurance Company

SCHEDULE Y

PART 1A - DETAIL OF INSURANCE HOLDING COMPANY SYSTEM

1	2	3	4	5	6	7	8	9	10	11	12	13	14	15
Group Code	Group Name	NAIC Company Code	ID Number	Federal RSSD	CIK	Name of Securities Exchange if Publicly Traded (U.S. or International)	Names of Parent, Subsidiaries Or Affiliates	Domi-ciliary Location	Relation-ship to Reporting Entity	Directly Controlled by (Name of Entity/Person)	Type of Control (Ownership, Board, Management, Attorney-in-Fact, Influence, Other)	If Control is Ownership Provide Percentage	Ultimate Controlling Entity(ies)/Person(s)	*
		00000	38-2505922				Foremost Express Insurance Agency, Inc.	MI	NIA	FCOA, LLC	Ownership	100.000	Farmers Insurance Exchange	
		00000	73-0462770				Foremost Financial Services Corporation	DE	NIA	FCOA, LLC	Ownership	100.000	Farmers Insurance Exchange	
0069	Farmers Insurance Group	11185	38-1407533				Foremost Insurance Company Grand Rapids, Michigan	MI	IA	Farmers Insurance Exchange	Ownership	80.000	Farmers Insurance Exchange	
0069	Farmers Insurance Group	11185	38-1407533				Foremost Insurance Company Grand Rapids, Michigan	MI	IA	Fire Insurance Exchange	Ownership	10.000	Farmers Insurance Exchange	
0069	Farmers Insurance Group	11185	38-1407533				Foremost Insurance Company Grand Rapids, Michigan	MI	IA	Truck Insurance Exchange	Ownership	10.000	Farmers Insurance Exchange	
0069	Farmers Insurance Group	41688	75-1779175				Foremost Lloyds of Texas	TX	IA	See Note 6	Management		Farmers Insurance Exchange	
0069	Farmers Insurance Group	11800	35-1604635				Foremost Property and Casualty Insurance Company	MI	IA	Foremost Insurance Company Grand Rapids, Michigan	Ownership	100.000	Farmers Insurance Exchange	
0069	Farmers Insurance Group	41513	38-2430150				Foremost Signature Insurance Company	MI	IA	Michigan	Ownership	100.000	Farmers Insurance Exchange	
		00000	65-1142050				GP, LLC	DE	NIA	Bristol West Holdings, Inc.	Ownership	100.000	Farmers Insurance Exchange	
		00000	99-0083322				Hawaii Insurance Consultants, Ltd.	HI	NIA	Farmers Insurance Exchange	Ownership	80.000	Farmers Insurance Exchange	
		00000	99-0083322				Hawaii Insurance Consultants, Ltd.	HI	NIA	Fire Insurance Exchange	Ownership	10.000	Farmers Insurance Exchange	
		00000	99-0083322				Hawaii Insurance Consultants, Ltd.	HI	NIA	Truck Insurance Exchange	Ownership	10.000	Farmers Insurance Exchange	
0069	Farmers Insurance Group	21679	36-2661515				Illinois Farmers Insurance Company	IL	IA	Farmers Insurance Exchange	Ownership	100.000	Farmers Insurance Exchange	
		00000	65-0881673				Insurance Data Systems, G.P.	FL	NIA	Bristol West Holdings, Inc.	Ownership	99.900	Farmers Insurance Exchange	
		00000	65-0881673				Insurance Data Systems, G.P.	FL	NIA	GP, LLC	Ownership	0.100	Farmers Insurance Exchange	
		00000	38-2336672				Kraft Lake Insurance Agency, Inc.	MI	OTH	FCOA, LLC	Ownership	100.000	Farmers Insurance Exchange	
0069	Farmers Insurance Group	21687	95-6016640				Mid-Century Insurance Company	CA	IA	Farmers Insurance Exchange	Ownership	80.000	Farmers Insurance Exchange	
0069	Farmers Insurance Group	21687	95-6016640				Mid-Century Insurance Company	CA	IA	Fire Insurance Exchange	Ownership	12.500	Farmers Insurance Exchange	
0069	Farmers Insurance Group	21687	95-6016640				Mid-Century Insurance Company	CA	IA	Truck Insurance Exchange	Ownership	7.500	Farmers Insurance Exchange	
0069	Farmers Insurance Group	28673	74-2448744				Mid-Century Insurance Company of Texas	TX	IA	Farmers Insurance Exchange	Ownership	100.000	Farmers Insurance Exchange	
0069	Farmers Insurance Group	10317	95-4528264				Neighborhood Spirit Property and Casualty Company	CA	IA	Fire Insurance Exchange	Ownership	80.000	Fire Insurance Exchange	
0069	Farmers Insurance Group	10317	95-4528264				Neighborhood Spirit Property and Casualty Company	CA	IA	Truck Insurance Exchange	Ownership	20.000	Fire Insurance Exchange	
0069	Farmers Insurance Group	33120	65-0109120				Security National Insurance Company	FL	IA	Bristol West Holdings, Inc.	Ownership	75.000	Farmers Insurance Exchange	
0069	Farmers Insurance Group	33120	65-0109120				Security National Insurance Company	FL	IA	Insurance Data Systems, G.P.	Ownership	25.000	Farmers Insurance Exchange	
0069	Farmers Insurance Group	21695	94-1663548				Texas Farmers Insurance Company	TX	IA	Farmers Insurance Exchange	Ownership	86.280	Farmers Insurance Exchange	
0069	Farmers Insurance Group	21695	94-1663548				Texas Farmers Insurance Company	TX	IA	Mid Century Insurance Company	Ownership	13.720	Farmers Insurance Exchange	
0069	Farmers Insurance Group	21709	95-2575892				Truck Insurance Exchange	CA	IA	See Note 7	Other			
		00000	20-3821099				Veyond Pacific Technology Solutions, LLC	HI	NIA	Farmers Insurance Hawaii, Inc.	Ownership	99.200	Farmers Insurance Exchange	
										American Pacific Insurance Company, Inc.				
		00000	20-3821099				Veyond Pacific Technology Solutions, LLC	HI	NIA	Veyond Pacific Technology Solutions, LLC	Ownership	0.800	Farmers Insurance Exchange	
		00000	20-3821011				Veyond Pacific Technology, Inc.	HI	NIA		Ownership	100.000	Farmers Insurance Exchange	
		00000	04-3726591				Veyond Technology Solutions, LLC	HI	NIA	Farmers Insurance Hawaii, Inc.	Ownership	92.500	Farmers Insurance Exchange	
										American Pacific Insurance Company, Inc.				
		00000	04-3726591				Veyond Technology Solutions, LLC	HI	NIA		Ownership	7.500	Farmers Insurance Exchange	
		00000	04-3682284				Veyond Technology, Inc.	HI	NIA	Veyond Technology Solutions, LLC	Ownership	100.000	Farmers Insurance Exchange	
		00000	74-1593853				Western Star Insurance Services, Inc.	TX	NIA	FCOA, LLC	Ownership	100.000	Farmers Insurance Exchange	
	***THE FOLLOWING ARE ZURICH INSURANCE GROUP ENTITIES WITHIN NAIC GROUP CODE 0212 AND ARE NOT INCLUDED IN FARMERS INSURANCE GROUP WITHIN NAIC GROUP CODE 0069						***			***			***	

SCHEDULE Y
PART 1A - DETAIL OF INSURANCE HOLDING COMPANY SYSTEM

1	2	3	4	5	6	7	8	9	10	11	12	13	14	15
Group Code	Group Name	NAIC Company Code	ID Number	Federal RSSD	CIK	Name of Securities Exchange if Publicly Traded (U.S. or International)	Names of Parent, Subsidiaries Or Affiliates	Domi-ciliary Loca-tion	Relation-ship to Reporting Entity	Directly Controlled by (Name of Entity/Person)	Type of Control (Ownership, Board, Management, Attorney-in-Fact, Influence, Other)	If Control is Ownership Provide Percentage	Ultimate Controlling Entity(ies)/Person(s)	*
		.00000					17-40 Direct Limited	.GBR	OTH	Endsleigh Insurance Services Limited	Ownership	.100.000	Zurich Insurance Group Ltd.	.12
		.00000					2Plan Group Limited	.GBR	OTH	Openwork Independent Solutions Limited	Ownership	.100.000	Zurich Insurance Group Ltd.	.12
		.00000					2Plan Limited	.GBR	OTH	2Plan Group Limited	Ownership	.100.000	Zurich Insurance Group Ltd.	.12
		.00000					2Plan Wealth Management Limited	.GBR	OTH	2Plan Group Limited	Ownership	.100.000	Zurich Insurance Group Ltd.	.12
		.00000					307-309 Atlantic Avenue Acquisition LLC	.DE	OTH	Zurich American Insurance Company	Ownership	.100.000	Zurich Insurance Group Ltd.	.12
		.00000	46-3762438				4622 Wilshire Blvd LLC	.CA	OTH	Farmers Group, Inc.	Ownership	.100.000	Zurich Insurance Group Ltd.	.11
		.00000	46-3785528				4680 Wilshire Blvd LLC	.CA	OTH	Farmers Group, Inc.	Ownership	.100.000	Zurich Insurance Group Ltd.	.11
		.00000	46-3851771				4700 Wilshire Blvd LLC	.CA	OTH	Farmers Group, Inc.	Ownership	.100.000	Zurich Insurance Group Ltd.	.11
		.00000	46-3856319				4750 Wilshire Blvd LLC	.CA	OTH	Farmers Group, Inc.	Ownership	.100.000	Zurich Insurance Group Ltd.	.11
		.00000					Access Franchise Management Limited	.GBR	OTH	Zurich Assurance Ltd	Ownership	.100.000	Zurich Insurance Group Ltd.	.12
		.00000					ACN 000 141 051 Ltd.	.AUS	OTH	Zurich Financial Services Australia Limited	Ownership	.100.000	Zurich Insurance Group Ltd.	.12
		.00000					ADAC Autoversicherung AG	.DEU	OTH	Zurich GI Management Aktiefesellschaft (Deutschland)	Ownership	.51.000	Zurich Insurance Group Ltd.	.12
		.00000					Afterland Limited	.GBR	OTH	Zurich Assurance Ltd	Ownership	.100.000	Zurich Insurance Group Ltd.	.12
		.00000					AG Haus der Wirtschaft	.CHE	OTH	Zurich Versicherungs-Gesellschaft AG	Ownership	.8.163	Zurich Insurance Group Ltd.	.12
		.00000					AIDE Asistencia Seguros y Reaseguros, S.A. - Sociedad Uniper	.ESP	OTH	Zurich Insurance plc, Sucursal en Espana	Ownership	.100.000	Zurich Insurance Group Ltd.	.12
		.00000					Albert Road 1 UK Limited	.GBR	OTH	Zurich Assurance Ltd	Ownership	.100.000	Zurich Insurance Group Ltd.	.12
		.00000					Albert Road 2 UK Limited	.GBR	OTH	Zurich Assurance Ltd	Ownership	.100.000	Zurich Insurance Group Ltd.	.12
		.00000					Allied Dunbar Asset Management plc	.GBR	OTH	Allied Dunbar Assurance plc	Ownership	.99.999	Zurich Insurance Group Ltd.	.12
		.00000					Allied Dunbar Asset Management plc	.GBR	OTH	Zurich Trustee Company (UK) Limited	Ownership	.0.001	Zurich Insurance Group Ltd.	.12
		.00000					Allied Dunbar Assurance plc	.GBR	OTH	Zurich Financial Services (UKISA)	Ownership	.100.000	Zurich Insurance Group Ltd.	.12
		.00000					Allied Dunbar Financial Services Limited	.GBR	OTH	Nominees Limited	Ownership	.100.000	Zurich Insurance Group Ltd.	.12
		.00000					Allied Dunbar Healthcare Marketing Limited	.GBR	OTH	Allied Dunbar Assurance plc	Ownership	.100.000	Zurich Insurance Group Ltd.	.12
		.00000					Allied Dunbar International Fund Managers Limited	.GBR	OTH	Allied Dunbar Assurance plc	Ownership	.100.000	Zurich Insurance Group Ltd.	.12
		.00000					Allied Dunbar International Nominees Limited	.GBR	OTH	Zurich Versicherungs-Gesellschaft AG	Ownership	.100.000	Zurich Insurance Group Ltd.	.12
		.00000					Allied Dunbar Property Services Limited	.GBR	OTH	Allied Dunbar International Fund Managers Limited	Ownership	.100.000	Zurich Insurance Group Ltd.	.12
		.00000					Allied Dunbar Provident plc	.GBR	OTH	Allied Dunbar Assurance plc	Ownership	.100.000	Zurich Insurance Group Ltd.	.12
		.00000					Allied Dunbar Provident plc	.GBR	OTH	Allied Dunbar Assurance plc	Ownership	.100.000	Zurich Insurance Group Ltd.	.12
		.00000					Allied Zurich Holdings Limited	.JEY	OTH	Zurich Trustee Company (UK) Limited	Ownership	.0.000	Zurich Insurance Group Ltd.	.12
		.00000					Allied Zurich Limited	.GBR	OTH	Zurich Versicherungs-Gesellschaft AG	Ownership	.100.000	Zurich Insurance Group Ltd.	.12
.0212	Zurich U.S. Insurance Pool Group	.26247	36-6071400				Allied Zurich Limited	.GBR	OTH	Zurich Insurance Group Ltd.	Ownership	.100.000	Zurich Insurance Group Ltd.	.12
.0212	Zurich U.S. Insurance Pool Group	.40142	36-3141762				American Guarantee and Liability Insurance Company	.NY	OTH	Zurich American Insurance Company	Ownership	.100.000	Zurich Insurance Group Ltd.	.12
		.00000					American Zurich Insurance Company	.IL	OTH	Steadfast Insurance Company	Ownership	.100.000	Zurich Insurance Group Ltd.	.12
		.00000					Anglo American Insurance Group (UK) Limited	.GBR	OTH	CMSH Limited	Ownership	.100.000	Zurich Insurance Group Ltd.	.12
		.00000					Ascent Underwriters Managers (Pty) Ltd	.ZAF	OTH	Zurich Insurance Company South Africa Limited	Ownership	.100.000	Zurich Insurance Group Ltd.	.12
		.00000					Ashdale Land and Property Company Limited	.GBR	OTH	Zurich Insurance plc	Ownership	.100.000	Zurich Insurance Group Ltd.	.12
		.00000					Associated Marine Insurers Agents Pty. Limited	.AUS	OTH	Zurich Financial Services Australia Limited	Ownership	.100.000	Zurich Insurance Group Ltd.	.12
		.00000					Baden-Badener Versicherung Aktiengesellschaft	.DEU	OTH	Zurich Beteiligungs-Aktiengesellschaft (Deutschland)	Ownership	.100.000	Zurich Insurance Group Ltd.	.12
		.00000					Ballykillilane Holdings Limited	.IRL	OTH	Zurich Insurance plc	Ownership	.100.000	Zurich Insurance Group Ltd.	.12

SCHEDULE Y
PART 1A - DETAIL OF INSURANCE HOLDING COMPANY SYSTEM

1	2	3	4	5	6	7	8	9	10	11	12	13	14	15
Group Code	Group Name	NAIC Company Code	ID Number	Federal RSSD	CIK	Name of Securities Exchange if Publicly Traded (U.S. or International)	Names of Parent, Subsidiaries Or Affiliates	Domi-ciliary Loca-tion	Relation-ship to Reporting Entity	Directly Controlled by (Name of Entity/Person)	Type of Control (Ownership, Board, Management, Attorney-in-Fact, Influence, Other)	If Control is Ownership Provide Percentage	Ultimate Controlling Entity(ies)/Person(s)	*
		.00000					Bansabadell Pensiones, E.G.F.P, S.A.ESP	.OTH	Zurich Vida, Compañía de Seguros y Reaseguros, S.A. – Socied	Ownership.....	.50.000	Zurich Insurance Group Ltd.12
		.00000					Bansabadell Seguros Generales, S.A. de Seguros y ReasegurosESP	.OTH	Zurich Versicherungs-Gesellschaft AG	Ownership.....	.50.000	Zurich Insurance Group Ltd.12
		.00000					Bansabadell Servicios Auxiliares De Seguros, S.L.ESP	.OTH	Bansabadell Seguros Generales, S.A. de Seguros y Reaseguros	Ownership.....	.100.000	Zurich Insurance Group Ltd.12
		.00000					Bansabadell Vida S.A. de Seguros y ReasegurosESP	.OTH	Zurich Vida, Compañía de Seguros y Reaseguros, S.A. – Socied	Ownership.....	.50.000	Zurich Insurance Group Ltd.12
		.00000					Benefit Finance Partners, L.L.C.DE	.OTH	Zurich Benefit Finance LLC	Ownership.....	.50.000	Zurich Insurance Group Ltd.12
		.00000	13-4097988				BFP Securities LLCDE	.OTH	Benefit Finance Partners, L.L.C.	Ownership.....	.100.000	Zurich Insurance Group Ltd.12
		.00000					Bizerba GmbH & Co. KGDEU	.OTH	Zurich Deutscher Herold Lebensversicherung Aktiengeselschaf	Ownership.....	.10.000	Zurich Insurance Group Ltd.12
		.00000					Bloomington Office LPDE	.OTH	Zurich Structured Finance, Inc.	Ownership.....	.99.000	Zurich Insurance Group Ltd.12
		.00000					Bloomington Office MGP, LLCDE	.OTH	Zurich Structured Finance, Inc.	Ownership.....	.99.000	Zurich Insurance Group Ltd.12
		.00000					Bloomington Office MGP, LLCDE	.OTH	Bloomington Office MGP Manager, Inc	Ownership.....	.1.000	Zurich Insurance Group Ltd.12
		.00000					Bloomington Office MGP Manager, IncDE	.OTH	Zurich Structured Finance, Inc.	Ownership.....	.100.000	Zurich Insurance Group Ltd.12
		.00000					BnB Sure (Pty) Ltd.ZAF	.OTH	Zurich Insurance Company South Africa Limited	Ownership.....	.100.000	Zurich Insurance Group Ltd.12
		.00000					Bonner Akademie Gesellschaft fur DV- und Management-TrainingDEU	.OTH	Zurich Beteiligungs-Aktiengesellschaft (Deutschland)	Ownership.....	.100.000	Zurich Insurance Group Ltd.12
		.00000					Bonnfinanz Aktiengesellschaft fur Vermögensberatung und VermDEU	.OTH	Deutscher Herold Aktiengesellschaft	Ownership.....	.100.000	Zurich Insurance Group Ltd.12
		.00000					Bonus Pensionskassen AktiengesellschaftAUT	.OTH	Zurich Versicherungs-Aktiengesellschaft	Ownership.....	.87.500	Zurich Insurance Group Ltd.12
		.00000					BONUS Vorsorgekasse AGAUT	.OTH	Zurich Versicherungs-Aktiengesellschaft	Ownership.....	.50.000	Zurich Insurance Group Ltd.12
		.00000					BOS Apt 1, LLCDE	.OTH	Zurich American Insurance Company	Ownership.....	.100.000	Zurich Insurance Group Ltd.12
		.00000					BOS Apt 2, LLCDE	.OTH	Zurich American Insurance Company	Ownership.....	.100.000	Zurich Insurance Group Ltd.12
		.00000					BOS Office 2 LLCDE	.OTH	Zurich American Insurance Company	Ownership.....	.100.000	Zurich Insurance Group Ltd.12
		.00000					BOS Office 3, LLCDE	.OTH	Farmers New World Life Insurance Company	Ownership.....	.100.000	Zurich Insurance Group Ltd.11
		.00000					BOS Retail 1, LLCDE	.OTH	Zurich American Insurance Company	Ownership.....	.100.000	Zurich Insurance Group Ltd.12
		.00000					Brinker Retail MGP, LLCDE	.OTH	Zurich Structured Finance, Inc.	Ownership.....	.99.000	Zurich Insurance Group Ltd.12
		.00000					Bristlecourt LimitedGBR	.OTH	Zurich Assurance Ltd	Ownership.....	.100.000	Zurich Insurance Group Ltd.12
		.00000					Cayley Aviation Ltd.BMJ	.OTH	Zurich Insurance Company Ltd, Bermuda Branch	Ownership.....	.100.000	Zurich Insurance Group Ltd.12
		.00000					Centre Financial Services Holdings LimitedBMJ	.OTH	Centre Group Holdings Limited	Ownership.....	.100.000	Zurich Insurance Group Ltd.12
		.00000	13-4038482				Centre Group Holdings (U.S.) LimitedDE	.OTH	Centre Solutions (Bermuda) Limited	Ownership.....	.100.000	Zurich Insurance Group Ltd.12
		.00000					Centre Group Holdings LimitedBMJ	.OTH	CMSH Limited	Ownership.....	.100.000	Zurich Insurance Group Ltd.12
.0212	CMSH Limited Group	.34649	13-2653231				Centre Insurance CompanyDE	.OTH	Centre Solutions (U.S.) Limited	Ownership.....	.100.000	Zurich Insurance Group Ltd.12
		.00000					Centre Kate Inc. 1DE	.OTH	Zurich Structured Finance, Inc.	Ownership.....	.100.000	Zurich Insurance Group Ltd.12
		.00000					Centre Kate Inc. 2DE	.OTH	Zurich Structured Finance, Inc.	Ownership.....	.100.000	Zurich Insurance Group Ltd.12
.0212	CMSH Limited Group	.80896	04-1589940				Centre Life Insurance CompanyMA	.OTH	Centre Solutions (U.S.) Limited	Ownership.....	.100.000	Zurich Insurance Group Ltd.12
		.00000	AA-3190673				Centre Reinsurance (U.S.) LimitedBMJ	.OTH	Centre Group Holdings (U.S.) Limited	Ownership.....	.100.000	Zurich Insurance Group Ltd.12
		.00000					Centre Reinsurance International CompanyJRL	.OTH	Centre Solutions (Bermuda) Limited	Ownership.....	.99.998	Zurich Insurance Group Ltd.12
		.00000					Centre Reinsurance International CompanyJRL	.OTH	Orange Stone Reinsurance	Ownership.....	.0.002	Zurich Insurance Group Ltd.12
		.00000					Centre Solutions (Bermuda) LimitedBMJ	.OTH	Centre Group Holdings Limited	Ownership.....	.100.000	Zurich Insurance Group Ltd.12
		.00000	AA-3190822				Centre Solutions (U.S.) LimitedBMJ	.OTH	Centre Group Holdings (U.S.) Limited	Ownership.....	.100.000	Zurich Insurance Group Ltd.12
		.00000					Centre Structured Inc. 1DE	.OTH	JFS/ZSF 1997 L.P.	Ownership.....	.100.000	Zurich Insurance Group Ltd.12
		.00000					Centre Structured Inc. 2DE	.OTH	JFS/ZSF 1997 L.P.	Ownership.....	.100.000	Zurich Insurance Group Ltd.12
		.00000					Centre Structured Inc. 3DE	.OTH	JFS/ZSF 1997 L.P.	Ownership.....	.100.000	Zurich Insurance Group Ltd.12
		.00000					Centre Structured Inc. 4DE	.OTH	JFS/ZSF 1997 L.P.	Ownership.....	.100.000	Zurich Insurance Group Ltd.12

SCHEDULE Y
PART 1A - DETAIL OF INSURANCE HOLDING COMPANY SYSTEM

1	2	3	4	5	6	7	8	9	10	11	12	13	14	15
Group Code	Group Name	NAIC Company Code	ID Number	Federal RSSD	CIK	Name of Securities Exchange if Publicly Traded (U.S. or International)	Names of Parent, Subsidiaries Or Affiliates	Domi-ciliary Loca-tion	Relation-ship to Reporting Entity	Directly Controlled by (Name of Entity/Person)	Type of Control (Ownership, Board, Management, Attorney-in-Fact, Influence, Other)	If Control is Ownership Provide Percentage	Ultimate Controlling Entity(ies)/Person(s)	*
		.00000					Centre Structured Inc. 5	.DE	.OTH	JFS/ZSF 1997 L.P.	Ownership	.100.000	Zurich Insurance Group Ltd.	.12
		.00000					Centre Structured Inc. 6	.DE	.OTH	JFS/ZSF 1997 L.P.	Ownership	.100.000	Zurich Insurance Group Ltd.	.12
		.00000					Centre Structured Inc. 7	.DE	.OTH	JFS/ZSF 1997 L.P.	Ownership	.100.000	Zurich Insurance Group Ltd.	.12
		.00000					Centre Structured Inc. 8	.DE	.OTH	JFS/ZSF 1997 L.P.	Ownership	.100.000	Zurich Insurance Group Ltd.	.12
		.00000					Centre Structured Inc. 9	.DE	.OTH	JFS/ZSF 1997 L.P.	Ownership	.100.000	Zurich Insurance Group Ltd.	.12
		.00000					Centre Structured Inc. 10	.DE	.OTH	JFS/ZSF 1997 L.P.	Ownership	.100.000	Zurich Insurance Group Ltd.	.12
		.00000					Centre Structured Inc. 11	.DE	.OTH	JFS/ZSF 1997 L.P.	Ownership	.100.000	Zurich Insurance Group Ltd.	.12
		.00000					Centre Structured LLC 1	.DE	.OTH	JFS/ZSF 1997 L.P.	Ownership	.100.000	Zurich Insurance Group Ltd.	.12
		.00000					Centre Structured LLC 2	.DE	.OTH	JFS/ZSF 1997 L.P.	Ownership	.100.000	Zurich Insurance Group Ltd.	.12
		.00000					Centre Structured LLC 3	.DE	.OTH	JFS/ZSF 1997 L.P.	Ownership	.100.000	Zurich Insurance Group Ltd.	.12
		.00000					Centre Structured LLC 4	.DE	.OTH	JFS/ZSF 1997 L.P.	Ownership	.100.000	Zurich Insurance Group Ltd.	.12
		.00000					Centre Structured LLC 5	.DE	.OTH	JFS/ZSF 1997 L.P.	Ownership	.100.000	Zurich Insurance Group Ltd.	.12
		.00000					Centre Structured LLC 6	.DE	.OTH	JFS/ZSF 1997 L.P.	Ownership	.100.000	Zurich Insurance Group Ltd.	.12
		.00000					Centre Structured LLC 7	.DE	.OTH	JFS/ZSF 1997 L.P.	Ownership	.100.000	Zurich Insurance Group Ltd.	.12
		.00000					Centre Structured LLC 8	.DE	.OTH	JFS/ZSF 1997 L.P.	Ownership	.100.000	Zurich Insurance Group Ltd.	.12
		.00000					Centre Structured LP 9	.DE	.OTH	JFS/ZSF 1997 L.P.	Ownership	.99.000	Zurich Insurance Group Ltd.	.12
		.00000					Centre Structured LP 9	.DE	.OTH	Centre Structured Inc. 1	Ownership	.1.000	Zurich Insurance Group Ltd.	.12
		.00000					Centre Structured LP 10	.DE	.OTH	JFS/ZSF 1997 L.P.	Ownership	.99.000	Zurich Insurance Group Ltd.	.12
		.00000					Centre Structured LP 10	.DE	.OTH	Centre Structured Inc. 11	Ownership	.1.000	Zurich Insurance Group Ltd.	.12
		.00000					Centre Structured LP 11	.DE	.OTH	JFS/ZSF 1997 L.P.	Ownership	.99.000	Zurich Insurance Group Ltd.	.12
		.00000					Centre Structured LP 11	.DE	.OTH	Centre Structured Inc. 1	Ownership	.1.000	Zurich Insurance Group Ltd.	.12
		.00000					CHI Industrial 1, LLC	.DE	.OTH	Farmers New World Life Insurance Company	Ownership	.100.000	Zurich Insurance Group Ltd.	.11
		.00000					Chilena Consolidada Seguros de Vida S.A.	.CHL	.OTH	Inversiones Suizo Chilena S.A.	Ownership	.98.977	Zurich Insurance Group Ltd.	.12
		.00000	AA-2280100		196453	Bolsa de Comercio de Santiago	Chilena Consolidada Seguros Generales S.A.	.CHL	.OTH	Chilena Consolidada Seguros de Vida S.A.	Ownership	.7.405	Zurich Insurance Group Ltd.	.12
		.00000	AA-2280100		196453	Bolsa de Comercio de Santiago	Chilena Consolidada Seguros Generales S.A.	.CHL	.OTH	Inversiones Suizo Chilena S.A.	Ownership	.82.732	Zurich Insurance Group Ltd.	.12
		.00000					Citicorp KY Office MGP, LLC	.DE	.OTH	Zurich Structured Finance, Inc.	Ownership	.99.000	Zurich Insurance Group Ltd.	.12
		.00000					Citicorp KY Office MGP, LLC	.DE	.OTH	Citicorp KY Office MGP Manager, Inc.	Ownership	.1.000	Zurich Insurance Group Ltd.	.12
		.00000					Citicorp KY Office MGP Manager, Inc.	.DE	.OTH	Zurich Structured Finance, Inc.	Ownership	.100.000	Zurich Insurance Group Ltd.	.12
		.00000					Citicorp MGP Manager, Inc.	.DE	.OTH	Zurich Structured Finance, Inc.	Ownership	.100.000	Zurich Insurance Group Ltd.	.12
		.00000					Citicorp Office MGP, LLC	.DE	.OTH	Zurich Structured Finance, Inc.	Ownership	.99.000	Zurich Insurance Group Ltd.	.12
		.00000					Citicorp Office MGP, LLC	.DE	.OTH	Citicorp MGP Manager, Inc.	Ownership	.1.000	Zurich Insurance Group Ltd.	.12
		.00000					City of London Insurance Company Limited	.GBR	.OTH	Eagle Star Insurance Company Limited	Ownership	.100.000	Zurich Insurance Group Ltd.	.12
		.00000					CMSH Limited	.BMU	.OTH	Zurich Finance Company AG	Ownership	.100.000	Zurich Insurance Group Ltd.	.12
		.00000			0000034431	Second Marché part of EURONEXT PARIS stock exchange since 1987	COFITEM-COFIMUR	.FRA	.OTH	Zurich Versicherungs-Gesellschaft AG	Ownership	.12.405	Zurich Insurance Group Ltd.	.12
		.00000					Collierville Center, LP	.DE	.OTH	Zurich Structured Finance, Inc.	Ownership	.99.000	Zurich Insurance Group Ltd.	.12
		.00000					Collierville MGP Manager, Inc.	.DE	.OTH	Zurich Structured Finance, Inc.	Ownership	.100.000	Zurich Insurance Group Ltd.	.12
		.00000					Collierville Office MGP, LLC	.DE	.OTH	Zurich Structured Finance, Inc.	Ownership	.99.000	Zurich Insurance Group Ltd.	.12
		.00000					Collierville Office MGP, LLC	.DE	.OTH	Collierville MGP Manager, Inc.	Ownership	.1.000	Zurich Insurance Group Ltd.	.12
.0212	Zurich U.S. Insurance Pool Group	.34347	52-1096670				Colonial American Casualty and Surety Company	.MD	.OTH	Fidelity and Deposit Company of Maryland	Ownership	.100.000	Zurich Insurance Group Ltd.	.12
		.00000					Community Trust Services Limited	.GBR	.OTH	Zurich Community Trust (UK) Limited	Ownership	.99.000	Zurich Insurance Group Ltd.	.12
		.00000					Community Trust Services Limited	.GBR	.OTH	Zurich Financial Services (UKISA)	Ownership	.1.000	Zurich Insurance Group Ltd.	.12
		.00000					Concisa Vorsorgeberatung und Management AG	.AUT	.OTH	Nominees Limited	Ownership	.100.000	Zurich Insurance Group Ltd.	.12
		.00000								Bonus Pensionskassen Aktiengesellschaft	Ownership	.100.000	Zurich Insurance Group Ltd.	.12

SCHEDULE Y
PART 1A - DETAIL OF INSURANCE HOLDING COMPANY SYSTEM

1	2	3	4	5	6	7	8	9	10	11	12	13	14	15
Group Code	Group Name	NAIC Company Code	ID Number	Federal RSSD	CIK	Name of Securities Exchange if Publicly Traded (U.S. or International)	Names of Parent, Subsidiaries Or Affiliates	Domi-ciliary Loca-tion	Relation-ship to Reporting Entity	Directly Controlled by (Name of Entity/Person)	Type of Control (Ownership, Board, Management, Attorney-in-Fact, Influence, Other)	If Control is Ownership Provide Percentage	Ultimate Controlling Entity(ies)/Person(s)	*
		.00000					Concourse Skelmersdale Limited	.GBR	.OTH	Zurich Financial Services (UK)ISA Limited	Ownership	.100.000	Zurich Insurance Group Ltd.	.12
		.00000					CP Holding Limited	.VGB	.OTH	Zurich Insurance Company Ltd, Bermuda Branch	Ownership	.100.000	Zurich Insurance Group Ltd.	.12
		.00000	13-3971194				CREC (Birmingham), LLC	.DE	.OTH	Zurich Structured Finance, Inc.	Ownership	.100.000	Zurich Insurance Group Ltd.	.12
		.00000					Crown Management Services Limited	.DE	.OTH	CMSH Limited	Ownership	.100.000	Zurich Insurance Group Ltd.	.12
		.00000					CTH Affordable Housing Corporation	.DE	.OTH	Zurich Structured Finance, Inc.	Ownership	.100.000	Zurich Insurance Group Ltd.	.12
		.00000					CTH Affordable Housing Investor, Inc.	.DE	.OTH	CTH Affordable Housing Corporation	Ownership	.100.000	Zurich Insurance Group Ltd.	.12
		.00000					CTH AHP Corporation	.DE	.OTH	CTH Affordable Housing Corporation	Ownership	.100.000	Zurich Insurance Group Ltd.	.12
		.00000					CTH MHP, L.L.C.	.DE	.OTH	CTH Affordable Housing Investor, Inc.	Ownership	.100.000	Zurich Insurance Group Ltd.	.12
		.00000					CTH WNC, Inc.	.IL	.OTH	CTH Affordable Housing Corporation	Ownership	.100.000	Zurich Insurance Group Ltd.	.12
		.00000					CTH/Landmark SLP, Inc.	.IL	.OTH	CTH Affordable Housing Corporation	Ownership	.100.000	Zurich Insurance Group Ltd.	.12
		.00000					Cursud N.V.	.ANT	.OTH	Zurich Versicherungs-Gesellschaft AG	Ownership	.100.000	Zurich Insurance Group Ltd.	.12
		.00000					DA Deutsche Allgemeine Versicherung Aktiengesellschaft	.DEU	.OTH	Zurich GI Management Aktienfesellschaft (Deutschland)	Ownership	.100.000	Zurich Insurance Group Ltd.	.12
		.00000					Dallas Office MGP, LLC	.DE	.OTH	Zurich Structured Finance, Inc.	Ownership	.99.000	Zurich Insurance Group Ltd.	.12
		.00000					Dallas Office MGP, LLC	.DE	.OTH	Dallas Office MGP Manager, Inc.	Ownership	.1.000	Zurich Insurance Group Ltd.	.12
		.00000					Dallas Office MGP Manager, Inc.	.DE	.OTH	Zurich Structured Finance, Inc.	Ownership	.100.000	Zurich Insurance Group Ltd.	.12
		.00000					Dallas Tower LP	.DE	.OTH	Zurich Structured Finance, Inc.	Ownership	.99.000	Zurich Insurance Group Ltd.	.12
		.00000					DB Vita S.A.	.LUX	.OTH	Deutscher Herold Aktiengesellschaft	Ownership	.25.000	Zurich Insurance Group Ltd.	.12
		.00000					DC Apt 1, LLC	.DE	.OTH	Zurich American Insurance Company	Ownership	.100.000	Zurich Insurance Group Ltd.	.11
		.00000	46-4542195				DC Industrial 1, LLC	.DE	.OTH	Farmers New World Life Insurance Company	Ownership	.100.000	Zurich Insurance Group Ltd.	.11
		.00000					Delta Wetlands Properties	.IL	.OTH	KLMLP 2, LLC	Ownership	.90.000	Zurich Insurance Group Ltd.	.12
		.00000					Delta Wetlands Properties	.IL	.OTH	KLMLP 3, LLC	Ownership	.10.000	Zurich Insurance Group Ltd.	.12
		.00000					DEN Retail 1 LLC	.DE	.OTH	Farmers New World Life Insurance Company	Ownership	.100.000	Zurich Insurance Group Ltd.	.11
		.00000					Deutsche Wohnen AG	.DEU	.OTH	Zurich Deutscher Herold Lebensversicherung Aktiengeselschaf	Ownership	.3.037	Zurich Insurance Group Ltd.	.12
		.00000					Deutsche Zurich Pensiones, Entidad Gestora de Fondos de Pens	.ESP	.OTH	Zurich Vida, Compania de Seguros y Reaseguros, S.A. - Socied	Ownership	.50.000	Zurich Insurance Group Ltd.	.12
		.00000					Deutscher Herold Aktiengesellschaft	.DEU	.OTH	Zurich Beteiligungs-Aktiengesellschaft (Deutschland)	Ownership	.79.826	Zurich Insurance Group Ltd.	.12
		.00000					Deutscher Pensionsfonds Aktiengesellschaft	.DEU	.OTH	Deutscher Herold Aktiengesellschaft	Ownership	.74.900	Zurich Insurance Group Ltd.	.12
		.00000	06-1427246				Deutsches Institut fur Altersvorsorge GmbH	.DEU	.OTH	Deutscher Herold Aktiengesellschaft	Ownership	.22.000	Zurich Insurance Group Ltd.	.12
		.00000					Disability Management Services, Inc.	.CT	.OTH	Centre Group Holdings (U.S.) Limited	Ownership	.40.000	Zurich Insurance Group Ltd.	.12
		.00000					Dunbar Assets Ireland	.JRL	.OTH	Zurich Finance Company AG	Ownership	.0.037	Zurich Insurance Group Ltd.	.12
		.00000					Dunbar Assets Ireland	.JRL	.OTH	ZCMC II Holdings Limited	Ownership	.99.963	Zurich Insurance Group Ltd.	.12
		.00000					Dunbar Assets plc	.GBR	.OTH	Dunbar Assets Ireland	Ownership	.100.000	Zurich Insurance Group Ltd.	.12
		.00000					Dunbar Nominees Limited	.GBR	.OTH	Dunbar Assets plc	Ownership	.100.000	Zurich Insurance Group Ltd.	.12
		.00000					Dunbar Sports and Social Club Limited	.GBR	.OTH	Allied Dunbar Assurance plc	Ownership	.100.000	Zurich Insurance Group Ltd.	.12
		.00000					Eagle Star (Leasing) Limited	.GBR	.OTH	Zurich Assurance Ltd	Ownership	.100.000	Zurich Insurance Group Ltd.	.12
		.00000					Eagle Star (Malta) Limited	.MLT	.OTH	Zurich Assurance Ltd	Ownership	.100.000	Zurich Insurance Group Ltd.	.12
		.00000					Eagle Star Computer Services Limited	.GBR	.OTH	Zurich Assurance Ltd	Ownership	.100.000	Zurich Insurance Group Ltd.	.12
		.00000					Eagle Star Direct (Camberley) Limited	.GBR	.OTH	Zurich Insurance Company (U.K.) Limited	Ownership	.100.000	Zurich Insurance Group Ltd.	.12
		.00000					Eagle Star Direct Services Limited	.GBR	.OTH	Zurich UK General Services Limited	Ownership	.100.000	Zurich Insurance Group Ltd.	.12
		.00000					Eagle Star Estates Limited	.GBR	.OTH	Zurich Assurance Ltd	Ownership	.100.000	Zurich Insurance Group Ltd.	.12
		.00000					Eagle Star European Life Assurance Company Limited	.JRL	.OTH	Zurich Life Assurance plc	Ownership	.100.000	Zurich Insurance Group Ltd.	.12

SCHEDULE Y
PART 1A - DETAIL OF INSURANCE HOLDING COMPANY SYSTEM

1	2	3	4	5	6	7	8	9	10	11	12	13	14	15
Group Code	Group Name	NAIC Company Code	ID Number	Federal RSSD	CIK	Name of Securities Exchange if Publicly Traded (U.S. or International)	Names of Parent, Subsidiaries Or Affiliates	Domi-ciliary Loca-tion	Relation-ship to Reporting Entity	Directly Controlled by (Name of Entity/Person)	Type of Control (Ownership, Board, Management, Attorney-in-Fact, Influence, Other)	If Control is Ownership Provide Percentage	Ultimate Controlling Entity(ies)/Person(s)	*
		.00000					Eagle Star Executives Pension Trustee Limited	.GBR	OTH	Zurich Financial Services (UK)ISA Limited	Ownership	100.000	Zurich Insurance Group Ltd.	12
		.00000					Eagle Star Farms Limited	.GBR	OTH	Zurich Assurance Ltd	Ownership	100.000	Zurich Insurance Group Ltd.	12
		.00000					Eagle Star Forests Limited	.GBR	OTH	Zurich Assurance Ltd	Ownership	100.000	Zurich Insurance Group Ltd.	12
		.00000					Eagle Star Group Holdings Limited	.GBR	OTH	Eagle Star Holdings Limited	Ownership	100.000	Zurich Insurance Group Ltd.	12
		.00000					Eagle Star Group Services Limited	.GBR	OTH	Eagle Star Holdings Limited	Ownership	100.000	Zurich Insurance Group Ltd.	12
		.00000					Eagle Star Holding Company of Ireland	.JRL	OTH	Eagle Star Group Holdings Limited	Ownership	0.000	Zurich Insurance Group Ltd.	12
		.00000					Eagle Star Holding Company of Ireland	.JRL	OTH	Zurich Assurance Ltd	Ownership	100.000	Zurich Insurance Group Ltd.	12
		.00000					Eagle Star Holdings Limited	.GBR	OTH	Zurich Financial Services (UK)ISA Limited	Ownership	100.000	Zurich Insurance Group Ltd.	12
		.00000					Eagle Star Insurance Company Limited	.GBR	OTH	Zurich Versicherungs-Gesellschaft AG	Ownership	100.000	Zurich Insurance Group Ltd.	12
		.00000					Eagle Star Loans Limited	.GBR	OTH	Zurich Assurance Ltd	Ownership	100.000	Zurich Insurance Group Ltd.	12
		.00000					Eagle Star Mortgages Limited	.GBR	OTH	Zurich Assurance Ltd	Ownership	100.000	Zurich Insurance Group Ltd.	12
		.00000					Eagle Star Securities Limited	.GBR	OTH	Zurich Insurance plc	Ownership	100.000	Zurich Insurance Group Ltd.	12
		.00000					Edilspettacolo SRL	.ITA	OTH	Zurich Insurance Company Ltd - Rappresentanza Generale per l	Ownership	35.712	Zurich Insurance Group Ltd.	12
.0212	Zurich U.S. Insurance Pool Group	.21326	47-6022701				Empire Fire and Marine Insurance Company	.NE	OTH	Zurich American Insurance Company	Ownership	100.000	Zurich Insurance Group Ltd.	12
.0212	Zurich U.S. Insurance Pool Group	.21334	73-6091717				Empire Indemnity Insurance Company	.OK	OTH	Zurich American Insurance Company	Ownership	100.000	Zurich Insurance Group Ltd.	12
		.00000					Employee Services Limited	.GBR	OTH	Allied Dunbar Financial Services Limited	Ownership	100.000	Zurich Insurance Group Ltd.	12
		.00000					Endsleigh Communications Limited	.GBR	OTH	Endsleigh Insurance Services Limited	Ownership	100.000	Zurich Insurance Group Ltd.	12
		.00000					Endsleigh Developments Limited	.GBR	OTH	Endsleigh Insurance Services Limited	Ownership	100.000	Zurich Insurance Group Ltd.	12
		.00000					Endsleigh General Trading Limited	.GBR	OTH	Endsleigh Insurance Services Limited	Ownership	100.000	Zurich Insurance Group Ltd.	12
		.00000					Endsleigh Independent Financial Services Limited	.GBR	OTH	Endsleigh Insurance Services Limited	Ownership	100.000	Zurich Insurance Group Ltd.	12
		.00000					Endsleigh Insurance Services Limited	.GBR	OTH	Endsleigh Limited	Ownership	100.000	Zurich Insurance Group Ltd.	12
		.00000					Endsleigh Insurances (Brokers) Limited	.GBR	OTH	Endsleigh Insurance Services Limited	Ownership	100.000	Zurich Insurance Group Ltd.	12
		.00000					Endsleigh Law Limited	.GBR	OTH	Endsleigh Insurance Services Limited	Ownership	100.000	Zurich Insurance Group Ltd.	12
		.00000					Endsleigh Leasing Limited	.GBR	OTH	Endsleigh Insurance Services Limited	Ownership	100.000	Zurich Insurance Group Ltd.	12
		.00000					Endsleigh Life & Pensions Limited	.GBR	OTH	Endsleigh Insurance Services Limited	Ownership	100.000	Zurich Insurance Group Ltd.	12
		.00000					Endsleigh Limited	.GBR	OTH	Zurich Holdings (UK) Limited	Ownership	100.000	Zurich Insurance Group Ltd.	12
		.00000					Endsleigh Pension Trustee Limited	.GBR	OTH	Endsleigh Insurance Services Limited	Ownership	100.000	Zurich Insurance Group Ltd.	12
		.00000					Endsleigh Promotions Limited	.GBR	OTH	Endsleigh Insurance Services Limited	Ownership	100.000	Zurich Insurance Group Ltd.	12
		.00000					Endsleigh Shopfitting Limited	.GBR	OTH	Endsleigh Insurance Services Limited	Ownership	100.000	Zurich Insurance Group Ltd.	12
		.00000					Endsleigh Trustee Services Limited	.GBR	OTH	Endsleigh Insurance Services Limited	Ownership	100.000	Zurich Insurance Group Ltd.	12
		.00000					ES (Leeds) Nominee Limited	.GBR	OTH	Zurich Assurance Ltd	Ownership	100.000	Zurich Insurance Group Ltd.	12
		.00000					ES (Walsall) Nominee Limited	.GBR	OTH	Zurich Assurance Ltd	Ownership	100.000	Zurich Insurance Group Ltd.	12
		.00000					ES Camberley Nominee 1 Limited	.GBR	OTH	Zurich Assurance Ltd	Ownership	100.000	Zurich Insurance Group Ltd.	12
		.00000					ES Camberley Nominee 2 Limited	.GBR	OTH	Zurich Assurance Ltd	Ownership	100.000	Zurich Insurance Group Ltd.	12
		.00000					ES Cannock Nominee 1 Limited	.GBR	OTH	Zurich Assurance Ltd	Ownership	100.000	Zurich Insurance Group Ltd.	12
		.00000					ES Cannock Nominee 2 Limited	.GBR	OTH	Zurich Assurance Ltd	Ownership	100.000	Zurich Insurance Group Ltd.	12
		.00000					ES Coventry Nominee 1 Limited	.GBR	OTH	Zurich Assurance Ltd	Ownership	100.000	Zurich Insurance Group Ltd.	12
		.00000					ES Coventry Nominee 2 Limited	.GBR	OTH	Zurich Assurance Ltd	Ownership	100.000	Zurich Insurance Group Ltd.	12
		.00000					ES Dudley Nominee 1 Limited	.GBR	OTH	Zurich Assurance Ltd	Ownership	100.000	Zurich Insurance Group Ltd.	12
		.00000					ES Dudley Nominee 2 Limited	.GBR	OTH	Zurich Assurance Ltd	Ownership	100.000	Zurich Insurance Group Ltd.	12
		.00000					ES Hoddesdon Nominee 1 Limited	.GBR	OTH	Zurich Assurance Ltd	Ownership	100.000	Zurich Insurance Group Ltd.	12
		.00000					ES Hoddesdon Nominee 2 Limited	.GBR	OTH	Zurich Assurance Ltd	Ownership	100.000	Zurich Insurance Group Ltd.	12
		.00000					ES Plympton Nominee 1 Limited	.GBR	OTH	Zurich Assurance Ltd	Ownership	100.000	Zurich Insurance Group Ltd.	12
		.00000					ES Plympton Nominee 2 Limited	.GBR	OTH	Zurich Assurance Ltd	Ownership	100.000	Zurich Insurance Group Ltd.	12
		.00000					ES Ramsgate Nominee 1 Limited	.GBR	OTH	Zurich Assurance Ltd	Ownership	100.000	Zurich Insurance Group Ltd.	12
		.00000					ES Ramsgate Nominee 2 Limited	.GBR	OTH	Zurich Assurance Ltd	Ownership	100.000	Zurich Insurance Group Ltd.	12

SCHEDULE Y

PART 1A - DETAIL OF INSURANCE HOLDING COMPANY SYSTEM

1	2	3	4	5	6	7	8	9	10	11	12	13	14	15
Group Code	Group Name	NAIC Company Code	ID Number	Federal RSSD	CIK	Name of Securities Exchange if Publicly Traded (U.S. or International)	Names of Parent, Subsidiaries Or Affiliates	Domi-ciliary Location	Relation-ship to Reporting Entity	Directly Controlled by (Name of Entity/Person)	Type of Control (Ownership, Board, Management, Attorney-in-Fact, Influence, Other)	If Control is Ownership Provide Percentage	Ultimate Controlling Entity(ies)/Person(s)	*
		.00000					ESI Financing Limited	.GBR	OTH	Eagle Star Insurance Company Limited	Ownership	.0.000	Zurich Insurance Group Ltd.	12
		.00000					ESI Financing Limited	.GBR	OTH	Zurich Versicherungs-Gesellschaft AG	Ownership	.100.000	Zurich Insurance Group Ltd.	12
		.00000					Euclid KY Annex, LP	.DE	OTH	Zurich Structured Finance, Inc.	Ownership	.99.000	Zurich Insurance Group Ltd.	12
		.00000					Euclid Office LP	.DE	OTH	Zurich Structured Finance, Inc.	Ownership	.99.000	Zurich Insurance Group Ltd.	12
		.00000					Euclid Warehouses LP	.DE	OTH	Zurich Structured Finance, Inc.	Ownership	.99.000	Zurich Insurance Group Ltd.	12
		.00000					Extremus Versicherung-Aktiengesellschaft	.DEU	OTH	Zurich Insurance plc Niederlassung fur Deutschland	Ownership	.5.000	Zurich Insurance Group Ltd.	12
		.00000	45-3561769				Farmers Family Fund	.CA	OTH	Farmers Group, Inc.	Ownership	.100.000	Zurich Insurance Group Ltd.	11
		.00000	95-0725935				Farmers Group, Inc.	.NV	OTH	Zurich Versicherungs-Gesellschaft AG	Ownership	.87.900	Zurich Insurance Group Ltd.	11
		.00000	95-0725935				Farmers Group, Inc.	.NV	OTH	Zurich Insurance Group Ltd.	Ownership	.12.100	Zurich Insurance Group Ltd.	11
		.00000					Farmers Life Insurance Company of New York	.NY	OTH	Farmers New World Life Insurance Company	Ownership	.100.000	Zurich Insurance Group Ltd.	11
.0212	Zurich Ins Group	.00000	46-4261000				Farmers New World Life Insurance Company	.WA	OTH	Farmers Group, Inc.	Ownership	.100.000	Zurich Insurance Group Ltd.	11
.0212	Zurich Ins Group	.63177	91-0335750				Farmers Reinsurance Company	.CA	OTH	Farmers Group, Inc.	Ownership	.100.000	Zurich Insurance Group Ltd.	11
.0212	Zurich Ins Group	.10873	95-4650862				Farmers Services Corporation	.NV	OTH	Farmers Group, Inc.	Ownership	.100.000	Zurich Insurance Group Ltd.	11
		.00000					Farmers Services, LLC	.DE	OTH	ZFUS Services, LLC	Ownership	.100.000	Zurich Insurance Group Ltd.	2
		.00000	35-2281892				Farmers Underwriters Association	.CA	OTH	Farmers Group, Inc.	Ownership	.100.000	Zurich Insurance Group Ltd.	11
		.00000					Farmers Value Added, Inc.	.CA	OTH	Farmers Group, Inc.	Ownership	.100.000	Zurich Insurance Group Ltd.	11
.0212	Zurich U.S. Insurance Pool Group	.39306	13-3046577				Fidelity and Deposit Company of Maryland	.MD	OTH	Zurich American Insurance Company	Ownership	.100.000	Zurich Insurance Group Ltd.	12
		.00000					FIG Holding Company	.CA	OTH	Farmers Group, Inc.	Ownership	.100.000	Zurich Insurance Group Ltd.	11
		.00000					FIG Leasing Co., Inc.	.CA	OTH	Farmers Group, Inc.	Ownership	.100.000	Zurich Insurance Group Ltd.	11
		.00000					Figure Out Limited	.GBR	OTH	2Plan Group Limited	Ownership	.100.000	Zurich Insurance Group Ltd.	12
		.00000	95-2670247				Fire Underwriters Association	.CA	OTH	Farmers Group, Inc.	Ownership	.100.000	Zurich Insurance Group Ltd.	11
		.00000					Futuro de Bolivia S.A. Administradora de Fondos de Pensiones	.BOL	OTH	Zurich Boliviana Seguros Personales S.A.	Ownership	.8.422	Zurich Insurance Group Ltd.	12
		.00000					Futuro de Bolivia S.A. Administradora de Fondos de Pensiones	.BOL	OTH	Zurich South America Invest AB	Ownership	.71.578	Zurich Insurance Group Ltd.	12
		.00000					Gem and Jewel Acceptances (Pty) Ltd.	.ZAF	OTH	Zurich Insurance Company South Africa Limited	Ownership	.100.000	Zurich Insurance Group Ltd.	12
		.00000					General Surety & Guarantee Co Limited	.GBR	OTH	Zurich Insurance Company (U.K.) Limited	Ownership	.100.000	Zurich Insurance Group Ltd.	12
		.00000					Genevoise, Compagnie Immobiliere SA	.CHE	OTH	Zurich Lebensversicherungs-Gesellschaft AG	Ownership	.100.000	Zurich Insurance Group Ltd.	12
		.00000					Grovetwood Engineering Limited	.GBR	OTH	Zurich Assurance Ltd	Ownership	.100.000	Zurich Insurance Group Ltd.	12
		.00000					Grovetwood Property Holdings Limited	.GBR	OTH	Eagle Star Holdings Limited	Ownership	.100.000	Zurich Insurance Group Ltd.	12
		.00000					Hawkcentral Limited	.GBR	OTH	Zurich Assurance Ltd	Ownership	.100.000	Zurich Insurance Group Ltd.	12
		.00000					Herengracht Investments B.V.	.DEU	OTH	RE Curve Holding B.V.	Ownership	.100.000	Zurich Insurance Group Ltd.	12
		.00000					Home & Overseas Insurance Company Limited	.GBR	OTH	Eagle Star Insurance Company Limited	Ownership	.100.000	Zurich Insurance Group Ltd.	12
		.00000	32-0478525				Hoplite Reinsurance Company of Vermont, Inc.	.VT	OTH	Zurich Holding Company of America, Inc.	Ownership	.100.000	Zurich Insurance Group Ltd.	12
		.00000					HOU IND 1, LLC	.DE	OTH	Zurich American Insurance Company	Ownership	.100.000	Zurich Insurance Group Ltd.	12
		.00000					HOU IND 2, LLC	.DE	OTH	Zurich American Insurance Company	Ownership	.100.000	Zurich Insurance Group Ltd.	12
		.00000					Independence Center Realty L.P.	.DE	OTH	Philadelphia Investor, LLC	Ownership	.89.000	Zurich Insurance Group Ltd.	12
		.00000					INTEGRA Versicherungsdienst GmbH	.AUT	OTH	Zurich Versicherungs-Aktiengesellschaft	Ownership	.100.000	Zurich Insurance Group Ltd.	12
		.00000					Inversiones Suizo Chilena S.A.	.CHL	OTH	Inversiones Suizo-Argentina S.A.	Ownership	.0.000	Zurich Insurance Group Ltd.	12
		.00000					Inversiones Suizo Chilena S.A.	.CHL	OTH	Zurich Versicherungs-Gesellschaft AG	Ownership	.100.000	Zurich Insurance Group Ltd.	12
		.00000					Inversiones Suizo-Argentina S.A.	.ARG	OTH	Zurich Lebensversicherungs-Gesellschaft AG	Ownership	.5.004	Zurich Insurance Group Ltd.	12
		.00000					Inversiones Suizo-Argentina S.A.	.ARG	OTH	Zurich Versicherungs-Gesellschaft AG	Ownership	.94.996	Zurich Insurance Group Ltd.	12
		.00000					Inversiones ZS America Dos Limitada	.CHL	OTH	Inversiones ZS America SpA	Ownership	.100.000	Zurich Insurance Group Ltd.	12
		.00000					Inversiones ZS America SpA	.CHL	OTH	Zurich Santander Insurance America, S.L.	Ownership	.100.000	Zurich Insurance Group Ltd.	12

SCHEDULE Y
PART 1A - DETAIL OF INSURANCE HOLDING COMPANY SYSTEM

1	2	3	4	5	6	7	8	9	10	11	12	13	14	15
Group Code	Group Name	NAIC Company Code	ID Number	Federal RSSD	CIK	Name of Securities Exchange if Publicly Traded (U.S. or International)	Names of Parent, Subsidiaries Or Affiliates	Domi-ciliary Location	Relation-ship to Reporting Entity	Directly Controlled by (Name of Entity/Person)	Type of Control (Ownership, Board, Management, Attorney-in-Fact, Influence, Other)	If Control is Ownership Provide Percentage	Ultimate Controlling Entity(ies)/Person(s)	*
		.00000					Inversiones ZS America Tres SpACHL	OTH	Zurich Santander Insurance America, S.L.	Ownership	.100.000	Zurich Insurance Group Ltd.	12
		.00000					Inversora Alpina Financiadora de Primas, C.A.VEN	OTH	Zurich Seguros, S.A.	Ownership	.100.000	Zurich Insurance Group Ltd.	12
		.00000					Ipsley Street 1 UK LimitedGBR	OTH	Zurich Assurance Ltd	Ownership	.100.000	Zurich Insurance Group Ltd.	12
		.00000					Ipsley Street 2 UK LimitedGBR	OTH	Zurich Assurance Ltd	Ownership	.100.000	Zurich Insurance Group Ltd.	12
		.00000					Irish National Insurance Company p.l.c.IRL	OTH	Zurich Insurance plc	Ownership	.100.000	Zurich Insurance Group Ltd.	12
		.00000					Isis S.A.ARG	OTH	Inversiones Suizo-Argentina S.A.	Ownership	.60.501	Zurich Insurance Group Ltd.	12
		.00000					Isis S.A.ARG	OTH	Zurich Versicherungs-Gesellschaft AG	Ownership	.39.499	Zurich Insurance Group Ltd.	12
		.00000					Jewell Insurance Agency LtdGBR	OTH	Woodstock Insurance Brokers Limited	Ownership	.100.000	Zurich Insurance Group Ltd.	12
		.00000					JFS/ZSF 1997 L.P.DE	OTH	Zurich Structured Finance, Inc.	Ownership	.99.000	Zurich Insurance Group Ltd.	12
		.00000					JFS/ZSF 1998, L.P.DE	OTH	Zurich Structured Finance, Inc.	Ownership	.99.000	Zurich Insurance Group Ltd.	12
		.00000					Kansas City Office LPDE	OTH	Zurich Structured Finance, Inc.	Ownership	.99.000	Zurich Insurance Group Ltd.	12
		.00000					Kansas Office MGP, LLCDE	OTH	Zurich Structured Finance, Inc.	Ownership	.99.000	Zurich Insurance Group Ltd.	12
		.00000					Kansas Office MGP, LLCDE	OTH	Kansas Office MGP Manager, Inc.	Ownership	.1.000	Zurich Insurance Group Ltd.	12
		.00000					Kansas Office MGP Manager, Inc.DE	OTH	Zurich Structured Finance, Inc.	Ownership	.100.000	Zurich Insurance Group Ltd.	12
		.00000					Kennet Road 1 UK LimitedGBR	OTH	Zurich Assurance Ltd	Ownership	.100.000	Zurich Insurance Group Ltd.	12
		.00000					Kennet Road 2 UK LimitedGBR	OTH	Zurich Assurance Ltd	Ownership	.100.000	Zurich Insurance Group Ltd.	12
		.00000					KLMLP 2, LLCDE	OTH	KLMLP, L.P.	Ownership	.100.000	Zurich Insurance Group Ltd.	12
		.00000					KLMLP 3, LLCDE	OTH	KLMLP 2, LLC	Ownership	.100.000	Zurich Insurance Group Ltd.	12
		.00000					KLMLP, L.P.DE	OTH	Zurich American Corporation	Ownership	.75.000	Zurich Insurance Group Ltd.	12
		.00000					LA Office 1, LLCDE	OTH	Zurich American Insurance Company	Ownership	.100.000	Zurich Insurance Group Ltd.	12
		.00000					LA Retail 1 LLCDE	OTH	Zurich American Insurance Company	Ownership	.100.000	Zurich Insurance Group Ltd.	12
		.00000					Logobrook LimitedGBR	OTH	Zurich Assurance Ltd	Ownership	.100.000	Zurich Insurance Group Ltd.	12
		.00000					Manon Vision Co., Ltd.THA	OTH	Centre Group Holdings Limited	Ownership	.0.001	Zurich Insurance Group Ltd.	12
		.00000					Manon Vision Co., Ltd.THA	OTH	CMSH Limited	Ownership	.0.001	Zurich Insurance Group Ltd.	12
		.00000					Manon Vision Co., Ltd.THA	OTH	Zurich Versicherungs-Gesellschaft AG	Ownership	.99.999	Zurich Insurance Group Ltd.	12
		.00000					Maunalua Associates, Inc.HI	OTH	Zurich American Corporation	Ownership	.100.000	Zurich Insurance Group Ltd.	12
		.00000					Mauritian Eagle Insurance Company LimitedMUS	OTH	Zurich Insurance Company South Africa Limited	Ownership	.15.000	Zurich Insurance Group Ltd.	12
		.00000					Medidata AGCHE	OTH	Zurich Versicherungs-Gesellschaft AG	Ownership	.8.852	Zurich Insurance Group Ltd.	12
		.00000					Mentionland LimitedGBR	OTH	Zurich Assurance Ltd	Ownership	.100.000	Zurich Insurance Group Ltd.	12
		.00000					Meritclass Investments LimitedGBR	OTH	Zurich Assurance Ltd	Ownership	.100.000	Zurich Insurance Group Ltd.	12
		.00000					MI Administrators, LLCDE	OTH	FIG Leasing Co., Inc.	Ownership	.100.000	Zurich Insurance Group Ltd.	11
		.00000					Minas Brasil Promotora de Servicos S/ABRA	OTH	Zurich Minas Brasil Seguros S.A,	Ownership	.100.000	Zurich Insurance Group Ltd.	12
		.00000					MSHQ, LLCDE	OTH	JFS/ZSF 1998, L.P.	Ownership	.100.000	Zurich Insurance Group Ltd.	12
		.00000					Navigators and General Insurance Company LimitedGBR	OTH	Zurich Insurance plc	Ownership	.100.000	Zurich Insurance Group Ltd.	12
		.00000					Nearheath LimitedGBR	OTH	Zurich Assurance Ltd	Ownership	.100.000	Zurich Insurance Group Ltd.	12
		.00000					New Wheels Underwriting Agency (Proprietary) LimitedZAF	OTH	Zurich Insurance Company South Africa Limited	Ownership	.100.000	Zurich Insurance Group Ltd.	12
		.00000					Omnis Investments LimitedGBR	OTH	Openwork Holdings Limited	Ownership	.90.000	Zurich Insurance Group Ltd.	12
		.00000					Openwork Access LimitedGBR	OTH	Openwork Holdings Limited	Ownership	.100.000	Zurich Insurance Group Ltd.	12
		.00000					Openwork Holdings LimitedGBR	OTH	Allied Zurich Holdings Limited	Ownership	.99.993	Zurich Insurance Group Ltd.	12
		.00000					Openwork Independent Solutions LimitedGBR	OTH	Openwork Holdings Limited	Ownership	.100.000	Zurich Insurance Group Ltd.	12
		.00000					Openwork LimitedGBR	OTH	Openwork Holdings Limited	Ownership	.100.000	Zurich Insurance Group Ltd.	12
		.00000					Openwork Market Solutions LimitedGBR	OTH	Openwork Holdings Limited	Ownership	.100.000	Zurich Insurance Group Ltd.	12
		.00000					Openwork Services LimitedGBR	OTH	Openwork Holdings Limited	Ownership	.100.000	Zurich Insurance Group Ltd.	12
		.00000	98-0172213				Orange Stone ReinsuranceJRL	OTH	Crown Management Services Limited	Ownership	.100.000	Zurich Insurance Group Ltd.	12
		.00000					Orion Rechtsschutz-Versicherung AGCHE	OTH	Zurich Versicherungs-Gesellschaft AG	Ownership	.78.000	Zurich Insurance Group Ltd.	12
		.00000					Parcelgate LimitedGBR	OTH	Zurich Assurance Ltd	Ownership	.100.000	Zurich Insurance Group Ltd.	12

SCHEDULE Y
PART 1A - DETAIL OF INSURANCE HOLDING COMPANY SYSTEM

1	2	3	4	5	6	7	8	9	10	11	12	13	14	15
Group Code	Group Name	NAIC Company Code	ID Number	Federal RSSD	CIK	Name of Securities Exchange if Publicly Traded (U.S. or International)	Names of Parent, Subsidiaries Or Affiliates	Domi-ciliary Location	Relation-ship to Reporting Entity	Directly Controlled by (Name of Entity/Person)	Type of Control (Ownership, Board, Management, Attorney-in-Fact, Influence, Other)	If Control is Ownership Provide Percentage	Ultimate Controlling Entity(ies)/Person(s)	*
		.00000					Perils AGCHE	OTH.....	Zurich Versicherungs-Gesellschaft AG	Ownership.....	..11.111	Zurich Insurance Group Ltd.12
		.00000					POR Apt 1, LLCDE	OTH.....	Zurich American Insurance Company	Ownership.....	..100.000	Zurich Insurance Group Ltd.12
		.00000					POR Apt 2, LLCDE	OTH.....	Zurich American Insurance Company	Ownership.....	..100.000	Zurich Insurance Group Ltd.12
							Farmers New World Life Insurance Company							
		.00000					POR Office 1, LLCDE	OTH.....		Ownership.....	..100.000	Zurich Insurance Group Ltd.11
		.00000					Prematic Service Corporation (California)CA	OTH.....	Farmers Group, Inc.	Ownership.....	..100.000	Zurich Insurance Group Ltd.11
							Prematic Service Corporation (Nevada)NV	OTH.....	Prematic Service Corporation (California)	Ownership.....	..100.000	Zurich Insurance Group Ltd.11
		.00000					Protektor Lebensversicherungs-AGDEU	OTH.....	Zurich Deutscher Herold Lebensversicherung Aktiengesellschaf	Ownership.....	..5.158	Zurich Insurance Group Ltd.12
		.00000	AA-5360007				PT Zurich Insurance IndonesiaIDN	OTH.....	Zurich International (Bermuda) Ltd.	Ownership.....	..1.569	Zurich Insurance Group Ltd.12
		.00000	AA-5360007				PT Zurich Insurance IndonesiaIDN	OTH.....	Zurich Versicherungs-Gesellschaft AG	Ownership.....	..97.091	Zurich Insurance Group Ltd.12
		.00000					PT Zurich Topas LifeIDN	OTH.....	Zurich Versicherungs-Gesellschaft AG	Ownership.....	..80.000	Zurich Insurance Group Ltd.12
							Fidelity and Deposit Company of Maryland							
		.00000					R3 FL Holdings, LLCFL	OTH.....		Ownership.....	..100.000	Zurich Insurance Group Ltd.12
		.00000					Raleigh/Durham Offices, L.P.DE	OTH.....	Zurich Structured Finance, Inc.	Ownership.....	..99.000	Zurich Insurance Group Ltd.12
										Zurich Deutscher Herold				
		.00000					RE Curve Holding B.V.DEU	OTH.....	Lebensversicherung Aktiengesellschaft	Ownership.....	..100.000	Zurich Insurance Group Ltd.12
		.00000					Real Garant Espana S.L.ESP	OTH.....	Real Garant GmbH Garantiesysteme	Ownership.....	..100.000	Zurich Insurance Group Ltd.12
										Real Garant Versicherung				
		.00000					Real Garant GmbH GarantiesystemeDEU	OTH.....	Aktiengesellschaft	Ownership.....	..100.000	Zurich Insurance Group Ltd.12
							Real Garant Versicherung Aktiengesellschaft			Zurich Beteiligungs-Aktiengesellschaft (Deutschland)	Ownership.....	..100.000	Zurich Insurance Group Ltd.12
		.00000					Research Triangle MGP Manager, Inc.DE	OTH.....	Zurich Structured Finance, Inc.	Ownership.....	..100.000	Zurich Insurance Group Ltd.12
		.00000					Research Triangle Office MGP, LLCDE	OTH.....	Zurich Structured Finance, Inc.	Ownership.....	..99.000	Zurich Insurance Group Ltd.12
		.00000					Research Triangle Office MGP, LLCDE	OTH.....	Research Triangle MGP Manager, Inc.	Ownership.....	..1.000	Zurich Insurance Group Ltd.12
		.00000					REX Holding S.a.r.l.LUX	OTH.....	REX-ZDHL S.C.S. SICAV-SIF	Ownership.....	..100.000	Zurich Insurance Group Ltd.12
										Zurich Deutscher Herold				
		.00000					Rex-Spain-ZDHL S.L.ESP	OTH.....	Lebensversicherung Aktiengesellschaf	Ownership.....	..100.000	Zurich Insurance Group Ltd.12
										Zurich Deutscher Herold				
		.00000					REX-ZDHL GP S.a.r.l.LUX	OTH.....	Lebensversicherung Aktiengesellschaft	Ownership.....	..100.000	Zurich Insurance Group Ltd.12
										Zurich Deutscher Herold				
		.00000					REX-ZDHL S.C.S. SICAV-SIFLUX	OTH.....	Lebensversicherung Aktiengesellschaft	Ownership.....	..100.000	Zurich Insurance Group Ltd.12
		.00000					SA Fire House LimitedZAF	OTH.....	Zurich Versicherungs-Gesellschaft AG	Ownership.....	..100.000	Zurich Insurance Group Ltd.12
										Zurich Financial Services (UKISA) Limited	Ownership.....	..100.000	Zurich Insurance Group Ltd.12
		.00000					Sackville Street LimitedGBR	OTH.....		Ownership.....	..100.000	Zurich Insurance Group Ltd.12
		.00000					Sacramento Office MGP, LLCDE	OTH.....	Zurich Structured Finance, Inc.	Ownership.....	..99.000	Zurich Insurance Group Ltd.12
		.00000					SAN DIEGO INDUSTRIAL 1, LLCDE	OTH.....	Zurich American Insurance Company	Ownership.....	..100.000	Zurich Insurance Group Ltd.12
		.00000					Santander Rio Seguros S.A.ARG	OTH.....	Inversiones ZS America SpA	Ownership.....	..4.000	Zurich Insurance Group Ltd.12
										Zurich Santander Insurance America, S.L.				
		.00000					Santander Rio Seguros S.A.ARG	OTH.....		Ownership.....	..96.000	Zurich Insurance Group Ltd.12
										Zurich Santander Insurance America, S.L.				
		.00000					Santander Seguros Sociedad AnónimaURY	OTH.....		Ownership.....	..100.000	Zurich Insurance Group Ltd.12
		.00000					SARL MarofinacMAR	OTH.....	Zurich Versicherungs-Gesellschaft AG	Ownership.....	..100.000	Zurich Insurance Group Ltd.12
										Zurich Insurance Company Ltd (Bahrain Branch)	Ownership.....	..5.000	Zurich Insurance Group Ltd.12
		.00000					Saudi National Insurance CompanyBHR	OTH.....		Ownership.....	..0.000	Zurich Insurance Group Ltd.12
		.00000					Sceptre Trust LimitedBHS	OTH.....	Eagle Star Holdings Limited	Ownership.....	..100.000	Zurich Insurance Group Ltd.12
		.00000					Sceptre Trust LimitedBHS	OTH.....	Eagle Star Insurance Company Limited	Ownership.....	..100.000	Zurich Insurance Group Ltd.12
		.00000					SEA APARTMENT 1, LLCDE	OTH.....	Zurich American Insurance Company	Ownership.....	..100.000	Zurich Insurance Group Ltd.12
		.00000					SEA APARTMENT 2, LLCDE	OTH.....	Zurich American Insurance Company	Ownership.....	..100.000	Zurich Insurance Group Ltd.12
		.00000					Seabrook Warehouse LPDE	OTH.....	Zurich Structured Finance, Inc.	Ownership.....	..99.000	Zurich Insurance Group Ltd.12

ANNUAL STATEMENT FOR THE YEAR 2015 OF THE Bristol West Casualty Insurance Company

SCHEDULE Y

PART 1A - DETAIL OF INSURANCE HOLDING COMPANY SYSTEM

1	2	3	4	5	6	7	8	9	10	11	12	13	14	15
Group Code	Group Name	NAIC Company Code	ID Number	Federal RSSD	CIK	Name of Securities Exchange if Publicly Traded (U.S. or International)	Names of Parent, Subsidiaries Or Affiliates	Domi-ciliary Location	Relation-ship to Reporting Entity	Directly Controlled by (Name of Entity/Person)	Type of Control (Ownership, Board, Management, Attorney-in-Fact, Influence, Other)	If Control is Ownership Provide Percentage	Ultimate Controlling Entity(ies)/Person(s)	*
		.00000					Seabrook Warehouse MGP, LLCDE	.OTH	Zurich Structured Finance, Inc.	Ownership.....	.99.000	Zurich Insurance Group Ltd.12
		.00000					Seabrook Warehouse MGP, LLCDE	.OTH	Seabrook Warehouse MGP Manager, Inc.	Ownership.....	.1.000	Zurich Insurance Group Ltd.12
		.00000					Seabrook Warehouse MGP Manager, Inc.DE	.OTH	Zurich Structured Finance, Inc.	Ownership.....	.100.000	Zurich Insurance Group Ltd.12
		.00000					AIDE Asistencia Seguros y Reaseguros, S.A. – Sociedad Uniper							
		.00000					Serviaide Asistencia e Servicos, Lda.PRT	.OTH	Serviaide, S.A. – Sociedad Unipersonal	Ownership.....	.95.000	Zurich Insurance Group Ltd.12
		.00000					Serviaide Asistencia e Servicos, Lda.PRT	.OTH	Serviaide, S.A. – Sociedad Unipersonal	Ownership.....	.5.000	Zurich Insurance Group Ltd.12
		.00000					Serviaide, S.A. – Sociedad UnipersonalESP	.OTH	AIDE Asistencia Seguros y Reaseguros, S.A. – Sociedad Uniper	Ownership.....	.100.000	Zurich Insurance Group Ltd.12
		.00000					Servizurich S.A. – Sociedad UnipersonalESP	.OTH	Zurich Insurance plc, Sucursal en Espana	Ownership.....	.100.000	Zurich Insurance Group Ltd.12
		.00000					SF Apt 1, LLCDE	.OTH	Farmers New World Life Insurance Company	Ownership.....	.100.000	Zurich Insurance Group Ltd.12
		.00000	46-4095281				SF INDUSTRIAL 1, LLCDE	.OTH		Ownership.....	.100.000	Zurich Insurance Group Ltd.11
		.00000					SF Office 1, LLCDE	.OTH	Zurich American Insurance Company	Ownership.....	.100.000	Zurich Insurance Group Ltd.12
		.00000					SF Office 2, LLCDE	.OTH	Zurich American Insurance Company	Ownership.....	.100.000	Zurich Insurance Group Ltd.12
		.00000					SF Office 4, LLCDE	.OTH	Zurich American Insurance Company	Ownership.....	.100.000	Zurich Insurance Group Ltd.12
		.00000					Shire Park LimitedGBR	.OTH	Zurich Assurance Ltd	Ownership.....	.12.419	Zurich Insurance Group Ltd.12
		.00000					Societe Continentale d'Investissement Immobilier SAFRA	.OTH	Zurich Assurance Ltd	Ownership.....	.100.000	Zurich Insurance Group Ltd.12
		.00000					South African Nucleare Pool Administrators (Property) LimiteZAF	.OTH	Zurich Insurance Company South Africa Limited	Ownership.....	.25.000	Zurich Insurance Group Ltd.12
		.00000	06-1313326				South County Services Co., Inc.NY	.OTH	Sterling Forest LLC	Ownership.....	.100.000	Zurich Insurance Group Ltd.12
		.00000					Speigelhof Monumenten B.V.DEU	.OTH	RE Curve Holding B.V.	Ownership.....	.100.000	Zurich Insurance Group Ltd.12
		.00000					Speigelhof Vastgoed B.V.DEU	.OTH	RE Curve Holding B.V.	Ownership.....	.100.000	Zurich Insurance Group Ltd.12
.0212	Zurich U.S. Insurance Pool Group26387	52-0981481				Steadfast Insurance CompanyDE	.OTH	Zurich American Insurance Company	Ownership.....	.100.000	Zurich Insurance Group Ltd.12
		.00000					Steadfast Santa Clarita Holdings LLCDE	.OTH	Steadfast Insurance Company	Ownership.....	.100.000	Zurich Insurance Group Ltd.12
		.00000	36-4233459				Sterling Forest LLCDE	.OTH	Zurich American Insurance Company	Ownership.....	.100.000	Zurich Insurance Group Ltd.12
		.00000					Sterling ISA Managers (Nominees) LimitedGBR	.OTH	Sterling ISA Managers Limited	Ownership.....	.100.000	Zurich Insurance Group Ltd.12
		.00000					Sterling ISA Managers LimitedGBR	.OTH	Zurich Financial Services (UKISA) Limited	Ownership.....	.100.000	Zurich Insurance Group Ltd.12
		.00000					Sunley Homes LimitedGBR	.OTH	Zurich Insurance plc	Ownership.....	.100.000	Zurich Insurance Group Ltd.12
		.00000					Swaziland Royal Insurance CorporationSWZ	.OTH	Zurich Insurance Company South Africa Limited	Ownership.....	.9.000	Zurich Insurance Group Ltd.12
		.00000					Swiss Insurance Management (Hong Kong) LimitedHKG	.OTH	Zurich Insurance Holdings (Hong Kong) Limited	Ownership.....	.99.505	Zurich Insurance Group Ltd.12
		.00000					Swiss Insurance Management (Hong Kong) LimitedHKG	.OTH	Zurich Services (Hong Kong) Limited	Ownership.....	.0.495	Zurich Insurance Group Ltd.12
		.00000					TCS Loss Adjusters LimitedGBR	.OTH	Endsleigh Insurance Services Limited	Ownership.....	.100.000	Zurich Insurance Group Ltd.12
		.00000					TDG Tele Dienste GmbHDEU	.OTH	Zurich Beteiligungs-Aktiengesellschaft (Deutschland)	Ownership.....	.100.000	Zurich Insurance Group Ltd.12
		.00000					Tennyson Insurance LimitedGBR	.OTH	Zurich Holdings (UK) Limited	Ownership.....	.100.000	Zurich Insurance Group Ltd.12
		.00000					Timosa LimitedJRL	.OTH	Zurich Life Assurance plc	Ownership.....	.100.000	Zurich Insurance Group Ltd.12
		.00000					The Liverpool Reversionary Company LimitedGBR	.OTH	Eagle Star Insurance Company Limited	Ownership.....	.100.000	Zurich Insurance Group Ltd.12
		.00000					The Trust Company of Scotland LimitedGBR	.OTH	Zurich Insurance plc	Ownership.....	.100.000	Zurich Insurance Group Ltd.12
		.00000	36-3839542				The Zurich Services CorporationIL	.OTH	Zurich Holding Company of America, Inc.	Ownership.....	.100.000	Zurich Insurance Group Ltd.12
		.00000					TopReport Schadenbesichtigungs GmbHAUT	.OTH	Zurich Versicherungs-Aktiengesellschaft	Ownership.....	.14.286	Zurich Insurance Group Ltd.12
		.00000					Toscana Uno SRLITA	.OTH	Zurich Insurance Company Ltd – Rappresentanza Generale per l	Ownership.....	.50.000	Zurich Insurance Group Ltd.12
		.00000	95-2670330				Truck Underwriters AssociationCA	.OTH	Farmers Group, Inc.	Ownership.....	.100.000	Zurich Insurance Group Ltd.12
		.00000					Turegum Immobilien AGCHE	.OTH	Zurich Versicherungs-Gesellschaft AG	Ownership.....	.100.000	Zurich Insurance Group Ltd.12

SCHEDULE Y
PART 1A - DETAIL OF INSURANCE HOLDING COMPANY SYSTEM

1	2	3	4	5	6	7	8	9	10	11	12	13	14	15
Group Code	Group Name	NAIC Company Code	ID Number	Federal RSSD	CIK	Name of Securities Exchange if Publicly Traded (U.S. or International)	Names of Parent, Subsidiaries Or Affiliates	Domi-ciliary Location	Relation-ship to Reporting Entity	Directly Controlled by (Name of Entity/Person)	Type of Control (Ownership, Board, Management, Attorney-in-Fact, Influence, Other)	If Control is Ownership Provide Percentage	Ultimate Controlling Entity(ies)/Person(s)	*
..0212	Zurich U.S. Insurance Pool Group	..41181	43-1249228				Universal Underwriters Insurance Company	..IL	..OTH	Zurich American Insurance Company	Ownership	..100.000	Zurich Insurance Group Ltd.	..12
..0212	Zurich U.S. Insurance Pool Group	..70173	43-0824418				Universal Underwriters Life Insurance Company	..KS	..OTH	Universal Underwriters Insurance Company	Ownership	..100.000	Zurich Insurance Group Ltd.	..12
..0212	Zurich U.S. Insurance Pool Group	..40843	36-3139101				Universal Underwriters of Texas Insurance Company	..IL	..OTH	Universal Underwriters Insurance Company	Ownership	..100.000	Zurich Insurance Group Ltd.	..12
		..00000	43-1269296				Universal Underwriters Service Corporation	..MO	..OTH	Zurich Holding Company of America, Inc.	Ownership	..100.000	Zurich Insurance Group Ltd.	..12
		..00000	26-1282208				Vehicle Dealer Solutions, Inc.	..FL	..OTH	The Zurich Services Corporation	Ownership	..100.000	Zurich Insurance Group Ltd.	..12
		..00000					Winchester Land, LLC	..FL	..OTH	R3 FL Holdings, LLC	Ownership	..100.000	Zurich Insurance Group Ltd.	..12
		..00000					Winn-Dixie MGP Manager, Inc.	..DE	..OTH	Zurich Structured Finance, Inc.	Ownership	..100.000	Zurich Insurance Group Ltd.	..12
		..00000					Women on Wheels Limited	..GBR	..OTH	Endsleigh Insurance Services Limited	Ownership	..100.000	Zurich Insurance Group Ltd.	..12
		..00000					Woodstock Insurance Brokers Limited	..GBR	..OTH	Endsleigh Insurance Services Limited	Ownership	..100.000	Zurich Insurance Group Ltd.	..12
		..00000					World Travel Protection Canada Inc.	..CAN	..OTH	Zurich Canadian Holdings Limited	Ownership	..100.000	Zurich Insurance Group Ltd.	..12
		..00000					Wren Investments Limited	..GBR	..OTH	Zurich Whiteley Trust Limited	Ownership	..100.000	Zurich Insurance Group Ltd.	..12
		..00000					Wrightway Underwriting Limited	..JRL	..OTH	Ballykilliane Holdings Limited	Ownership	..100.000	Zurich Insurance Group Ltd.	..12
		..00000					Z flex Gesellschaft fur Personaldienstleistungen mbH	..DEU	..OTH	Zurich Beteiligungs-Aktiengesellschaft (Deutschland)	Ownership	..100.000	Zurich Insurance Group Ltd.	..12
		..00000					ZCM (U.S.) Limited	..DE	..OTH	Zurich Finance Company AG	Ownership	..100.000	Zurich Insurance Group Ltd.	..12
		..00000					ZCM Asset Holding Company (Bermuda) Limited	..BMJ	..OTH	Zurich Finance Company AG	Ownership	..100.000	Zurich Insurance Group Ltd.	..12
		..00000					ZCM Matched Funding Corp.	..CYM	..OTH	Zurich Capital Markets Inc.	Ownership	..100.000	Zurich Insurance Group Ltd.	..12
		..00000					ZCMC II Holdings Limited	..JRL	..OTH	ZCM Asset Holding Company (Bermuda) Limited	Ownership	..0.200	Zurich Insurance Group Ltd.	..12
		..00000					ZCMC II Holdings Limited	..JRL	..OTH	Zurich Financial Services EUB Holdings Limited	Ownership	..99.800	Zurich Insurance Group Ltd.	..12
		..00000					Zebra Property Fund I, LP	..DE	..OTH	Zurich Holding Company of America, Inc.	Ownership	..99.000	Zurich Insurance Group Ltd.	..12
		..00000	81-0680889				ZFS Finance (USA) LLC II	..DE	..OTH	Zurich Holding Company of America, Inc.	Ownership	..100.000	Zurich Insurance Group Ltd.	..12
		..00000	77-0684542				ZFS Finance (USA) LLC V	..DE	..OTH	Zurich Holding Company of America, Inc.	Ownership	..100.000	Zurich Insurance Group Ltd.	..12
		..00000	20-5900744				ZFUS Services, LLC	..DE	..OTH	Zurich Holding Company of America, Inc.	Ownership	..100.000	Zurich Insurance Group Ltd.	..12
		..00000					ZGEE3 Limited	..GBR	..OTH	Zurich Insurance Company (U.K.) Limited	Ownership	..100.000	Zurich Insurance Group Ltd.	..12
		..00000	02-0802795				ZNA Services, LLC	..DE	..OTH	ZFUS Services, LLC	Ownership	..100.000	Zurich Insurance Group Ltd.	..12
		..00000					ZPC Capital Limited	..GBR	..OTH	Zurich Holdings (UK) Limited	Ownership	..100.000	Zurich Insurance Group Ltd.	..12
		..00000					ZSF 00-1, Inc.	..IL	..OTH	CTH Affordable Housing Corporation	Ownership	..100.000	Zurich Insurance Group Ltd.	..12
		..00000					ZSF 02-1, Inc.	..IL	..OTH	CTH Affordable Housing Corporation	Ownership	..100.000	Zurich Insurance Group Ltd.	..12
		..00000					ZSF 99-4, Inc.	..IL	..OTH	CTH Affordable Housing Corporation	Ownership	..100.000	Zurich Insurance Group Ltd.	..12
		..00000					ZSF Apollo Corporation	..IL	..OTH	CTH Affordable Housing Corporation	Ownership	..100.000	Zurich Insurance Group Ltd.	..12
		..00000					ZSF Landmark Corporation	..IL	..OTH	CTH Affordable Housing Corporation	Ownership	..100.000	Zurich Insurance Group Ltd.	..12
		..00000					ZSF/Land Parcels LLC	..DE	..OTH	Zurich Structured Finance, Inc.	Ownership	..100.000	Zurich Insurance Group Ltd.	..12
		..00000					ZSF Newport I Corporation	..IL	..OTH	CTH Affordable Housing Corporation	Ownership	..100.000	Zurich Insurance Group Ltd.	..12
		..00000					ZSF/Bloomington, LLC	..DE	..OTH	Bloomington Office LP	Ownership	..100.000	Zurich Insurance Group Ltd.	..12
		..00000					ZSF / Collierville, LLC	..DE	..OTH	Collierville Center, LP	Ownership	..100.000	Zurich Insurance Group Ltd.	..12
		..00000					ZSF/Dallas Tower, LLC	..DE	..OTH	Dallas Tower LP	Ownership	..100.000	Zurich Insurance Group Ltd.	..12
		..00000					ZSF/Kansas, LLC	..DE	..OTH	Kansas City Office LP	Ownership	..100.000	Zurich Insurance Group Ltd.	..12
		..00000					ZSF KY Annex, LLC	..DE	..OTH	Euclid KY Annex, LP	Ownership	..100.000	Zurich Insurance Group Ltd.	..12
		..00000					ZSF / Office NY, LLC	..DE	..OTH	Euclid Office LP	Ownership	..100.000	Zurich Insurance Group Ltd.	..12
		..00000					ZSF / Office NV, LLC	..DE	..OTH	Euclid Office LP	Ownership	..100.000	Zurich Insurance Group Ltd.	..12
		..00000					ZSF / Office FL, LLC	..DE	..OTH	Euclid Office LP	Ownership	..100.000	Zurich Insurance Group Ltd.	..12
		..00000					ZSF / Office KY, LLC	..DE	..OTH	Euclid Office LP	Ownership	..100.000	Zurich Insurance Group Ltd.	..12
		..00000					ZSF/Research Gateway, LLC	..DE	..OTH	Raleigh/Durham Offices, L.P.	Ownership	..100.000	Zurich Insurance Group Ltd.	..12
		..00000					ZSF/Seabrook, LLC	..DE	..OTH	Seabrook Warehouse LP	Ownership	..100.000	Zurich Insurance Group Ltd.	..12
		..00000					ZSF/WD Fitzgerald, LLC	..DE	..OTH	Euclid Warehouses LP	Ownership	..100.000	Zurich Insurance Group Ltd.	..12

SCHEDULE Y
PART 1A - DETAIL OF INSURANCE HOLDING COMPANY SYSTEM

1	2	3	4	5	6	7	8	9	10	11	12	13	14	15
Group Code	Group Name	NAIC Company Code	ID Number	Federal RSSD	CIK	Name of Securities Exchange if Publicly Traded (U.S. or International)	Names of Parent, Subsidiaries Or Affiliates	Domi-ciliary Location	Relation-ship to Reporting Entity	Directly Controlled by (Name of Entity/Person)	Type of Control (Ownership, Board, Management, Attorney-in-Fact, Influence, Other)	If Control is Ownership Provide Percentage	Ultimate Controlling Entity(ies)/Person(s)	*
		00000					ZSF/WD Hammond, LLC	DE	OTH	Euclid Warehouses LP	Ownership	100.000	Zurich Insurance Group Ltd.	12
		00000					ZSF/WD Montgomery 31, LLC	DE	OTH	Euclid Warehouses LP	Ownership	100.000	Zurich Insurance Group Ltd.	12
		00000					ZSF/WD Jacksonville, LLC	DE	OTH	Euclid Warehouses LP	Ownership	100.000	Zurich Insurance Group Ltd.	12
		00000					ZSF/WD Opa Locka, LLC	DE	OTH	Euclid Warehouses LP	Ownership	100.000	Zurich Insurance Group Ltd.	12
		00000					ZSF/WD Orlando, LLC	DE	OTH	Euclid Warehouses LP	Ownership	100.000	Zurich Insurance Group Ltd.	12
		00000	36-3096373				ZSFH LLC	DE	OTH	Zurich Holding Company of America, Inc.	Ownership	100.000	Zurich Insurance Group Ltd.	12
		00000					ZSG Kfz-ZulassungsservicegesmbH	AUT	OTH	Zurich Versicherungs-Aktiengesellschaft	Ownership	33.333	Zurich Insurance Group Ltd.	12
		00000					ZSL Financing Limited	GBR	OTH	Zurich Holdings (UK) Limited	Ownership	1.000	Zurich Insurance Group Ltd.	12
		00000					ZSL Financing Limited	GBR	OTH	Zurich Specialties London Limited	Ownership	99.000	Zurich Insurance Group Ltd.	12
		00000					Zurich – Companhia de Seguros Vida S.A.	PRT	OTH	Zurich Finanz-Gesellschaft AG	Ownership	0.000	Zurich Insurance Group Ltd.	12
		00000					Zurich – Companhia de Seguros Vida S.A.	PRT	OTH	Zurich Investments Life S.p.A.	Ownership	0.000	Zurich Insurance Group Ltd.	12
										Zurich Lebensversicherungs-Gesellschaft AG	Ownership	100.000	Zurich Insurance Group Ltd.	12
		00000					Zurich – Companhia de Seguros Vida S.A.	PRT	OTH	Zurich Versicherungs-Gesellschaft AG	Ownership	0.000	Zurich Insurance Group Ltd.	12
										Zurich Vida, Companhia de Seguros y Reaseguros, S.A. – Sociad	Ownership	0.000	Zurich Insurance Group Ltd.	12
		00000					Zurich Administradora General de Fondos S.A.	CHL	OTH	Chilena Consolidada Seguros de Vida S.A.	Ownership	99.970	Zurich Insurance Group Ltd.	12
		00000					Zurich Administradora General de Fondos S.A.	CHL	OTH	Inversiones Suizo Chilena S.A.	Ownership	0.030	Zurich Insurance Group Ltd.	12
		00000					Zurich Advice Network Limited	GBR	OTH	Allied Dunbar Assurance plc	Ownership	100.000	Zurich Insurance Group Ltd.	12
		00000					Zurich AFIN Mexico, S.A. DE C.V.	MEX	OTH	Zurich Compania de Sefuros, S.A.	Ownership	0.002	Zurich Insurance Group Ltd.	12
		00000					Zurich AFIN Mexico, S.A. DE C.V.	MEX	OTH	Zurich Versicherungs-Gesellschaft AG	Ownership	99.998	Zurich Insurance Group Ltd.	12
		00000	04-3126497				Zurich Agency Services Inc.	MA	OTH	Zurich Holding Company of America, Inc.	Ownership	100.000	Zurich Insurance Group Ltd.	12
		00000	86-1164252				Zurich Alternative Asset Management, LLC	DE	OTH	Zurich Holding Company of America, Inc.	Ownership	100.000	Zurich Insurance Group Ltd.	12
							Zurich America Latina Serviços Brasil Ltda.	BRA	OTH	Zurich Lebensversicherungs-Gesellschaft AG	Ownership	0.010	Zurich Insurance Group Ltd.	12
		00000					Zurich America Latina Serviços Brasil Ltda.	BRA	OTH	Zurich Versicherungs-Gesellschaft AG	Ownership	99.990	Zurich Insurance Group Ltd.	12
0212	Zurich U.S. Insurance Pool Group	16535	36-6169781				Zurich American Corporation	DE	OTH	Zurich Holding Company of America, Inc.	Ownership	100.000	Zurich Insurance Group Ltd.	12
0212	Zurich U.S. Insurance Pool Group	27855	36-4233459				Zurich American Insurance Company	NY	OTH	Zurich Holding Company of America, Inc.	Ownership	100.000	Zurich Insurance Group Ltd.	12
0212	Zurich U.S. Insurance Pool Group	27855	36-2781080				Zurich American Insurance Company of Illinois	IL	OTH	American Zurich Insurance Company	Ownership	100.000	Zurich Insurance Group Ltd.	12
0212	Zurich Ins Group	90557	36-3050975		000351754		Zurich American Life Insurance Company	IL	OTH	Zurich American Corporation	Ownership	100.000	Zurich Insurance Group Ltd.	12
0212	Zurich Ins Group	14178	27-4746162				Zurich American Life Insurance Company of New York	NY	OTH	Zurich American Life Insurance Company	Ownership	100.000	Zurich Insurance Group Ltd.	12
		00000					Zurich Argentina Cia. de Seguros S.A.	ARG	OTH	Inversiones Suizo-Argentina S.A.	Ownership	55.461	Zurich Insurance Group Ltd.	12
		00000	AA-2130022				Zurich Argentina Cia. de Seguros S.A.	ARG	OTH	Zurich Versicherungs-Gesellschaft AG	Ownership	44.536	Zurich Insurance Group Ltd.	12
							Zurich Argentina Compañía de Seguros de Retiro S.A.	ARG	OTH	Zurich Argentina Cia. de Seguros S.A.	Ownership	46.642	Zurich Insurance Group Ltd.	12
		00000	AA-2130022				Zurich Argentina Compañía de Seguros de Retiro S.A.	ARG	OTH	Zurich Versicherungs-Gesellschaft AG	Ownership	53.358	Zurich Insurance Group Ltd.	12
		00000					Zurich Asset Management Gerente de Fondos Comunes de Inversi	ARG	OTH	Inversiones Suizo-Argentina S.A.	Ownership	90.000	Zurich Insurance Group Ltd.	12
		00000					Zurich Asset Management Gerente de Fondos Comunes de Inversi	ARG	OTH	Isis S.A.	Ownership	10.000	Zurich Insurance Group Ltd.	12
		00000					Zurich Assurance (2004) plc	GBR	OTH	Zurich Assurance Ltd	Ownership	100.000	Zurich Insurance Group Ltd.	12
		00000					Zurich Assurance Ltd	GBR	OTH	Eagle Star Holdings Limited	Ownership	100.000	Zurich Insurance Group Ltd.	12
		00000					ZURICH Assurances Maroc	MAR	OTH	SARL Marofinac	Ownership	30.099	Zurich Insurance Group Ltd.	12
		00000					ZURICH Assurances Maroc	MAR	OTH	Zurich Versicherungs-Gesellschaft AG	Ownership	67.627	Zurich Insurance Group Ltd.	12

SCHEDULE Y
PART 1A - DETAIL OF INSURANCE HOLDING COMPANY SYSTEM

1	2	3	4	5	6	7	8	9	10	11	12	13	14	15
Group Code	Group Name	NAIC Company Code	ID Number	Federal RSSD	CIK	Name of Securities Exchange if Publicly Traded (U.S. or International)	Names of Parent, Subsidiaries Or Affiliates	Domi-ciliary Loca-tion	Relation-ship to Reporting Entity	Directly Controlled by (Name of Entity/Person)	Type of Control (Ownership, Board, Management, Attorney-in-Fact, Influence, Other)	If Control is Ownership Provide Percentage	Ultimate Controlling Entity(ies)/Person(s)	*
		.00000					Zurich Australia Limited	.AUS	.OTH	Zurich Financial Services Australia Limited	Ownership	.100.000	Zurich Insurance Group Ltd.	.12
		.00000	AA-1930995				Zurich Australian Insurance Limited	.AUS	.OTH	Zurich Financial Services Australia Limited	Ownership	.100.000	Zurich Insurance Group Ltd.	.12
		.00000					Zurich Australian Insurance Properties Pty Limited	.AUS	.OTH	Zurich Australia Limited	Ownership	.40.000	Zurich Insurance Group Ltd.	.12
		.00000					Zurich Australian Insurance Properties Pty Limited	.AUS	.OTH	Zurich Australian Insurance Limited	Ownership	.60.000	Zurich Insurance Group Ltd.	.12
		.00000					Zurich Australian Superannuation Pty Limited	.AUS	.OTH	Zurich Financial Services Australia Limited	Ownership	.100.000	Zurich Insurance Group Ltd.	.12
		.00000					Zurich Bank International Limited	.GBR	.OTH	Dunbar Assets Ireland	Ownership	.100.000	Zurich Insurance Group Ltd.	.12
		.00000	13-4186554				Zurich Benefit Finance LLC	.DE	.OTH	Zurich Holding Company of America, Inc.	Ownership	.100.000	Zurich Insurance Group Ltd.	.12
		.00000					Zurich Beteiligungs-Aktiengesellschaft (Deutschland)	.DEU	.OTH	Zurich IT Service AG Niederlassung fur Deutschland	Ownership	.82.617	Zurich Insurance Group Ltd.	.12
		.00000					Zurich Beteiligungs-Aktiengesellschaft (Deutschland)	.DEU	.OTH	Zurich Leben Service AG Niederlassung fur Deutschland	Ownership	.17.383	Zurich Insurance Group Ltd.	.12
		.00000					Zurich Building Control Services Limited	.GBR	.OTH	Zurich Holdings (UK) Limited	Ownership	.100.000	Zurich Insurance Group Ltd.	.12
		.00000					Zurich Canadian Holdings Limited	.CAN	.OTH	Zurich Insurance Company Ltd, Canadian Branch	Ownership	.68.819	Zurich Insurance Group Ltd.	.12
		.00000					Zurich Canadian Holdings Limited	.CAN	.OTH	Zurich Versicherungs-Gesellschaft AG	Ownership	.31.181	Zurich Insurance Group Ltd.	.12
		.00000					Zurich Brasil Capitalizacao S.A	.BRA	.OTH	Zurich Versicherungs-Gesellschaft AG	Ownership	.100.000	Zurich Insurance Group Ltd.	.12
		.00000			0001028769		Zurich Capital Markets Inc.	.DE	.OTH	ZCM (U.S.) Limited	Ownership	.100.000	Zurich Insurance Group Ltd.	.12
		.00000					Zurich Capital Markets Securities Inc.	.DE	.OTH	Zurich Capital Markets Inc.	Ownership	.100.000	Zurich Insurance Group Ltd.	.12
		.00000					Zurich Colombia Seguros S.A.	.COL	.OTH	Zurich Versicherungs-Gesellschaft AG	Ownership	.94.900	Zurich Insurance Group Ltd.	.12
		.00000					Zurich Colombia Seguros S.A.	.COL	.OTH	Zurich Lebensversicherungs-Gesellschaft AG	Ownership	.5.100	Zurich Insurance Group Ltd.	.12
		.00000					Zurich Community Trust (UK) Limited	.GBR	.OTH	Zurich Financial Services (UKISA) Limited	Ownership	.50.000	Zurich Insurance Group Ltd.	.12
		.00000					Zurich Community Trust (UK) Limited	.GBR	.OTH	Zurich Financial Services (UKISA) Nominees Limited	Ownership	.50.000	Zurich Insurance Group Ltd.	.12
		.00000					Zurich Compania de Reaseguros Argentina S.A.	.ARG	.OTH	Zurich Versicherungs-Gesellschaft AG	Ownership	.5.000	Zurich Insurance Group Ltd.	.12
		.00000					Zurich Compania de Reaseguros Argentina S.A.	.ARG	.OTH	Inversiones Suizo-Argentina S.A.	Ownership	.95.000	Zurich Insurance Group Ltd.	.12
		.00000					Zurich, Compania de Seguros, S.A.	.MEX	.OTH	Zurich Versicherungs-Gesellschaft AG	Ownership	.99.883	Zurich Insurance Group Ltd.	.12
		.00000					Zurich Computer Services Limited	.GBR	.OTH	Allied Dunbar Assurance plc	Ownership	.100.000	Zurich Insurance Group Ltd.	.12
		.00000					Zurich Consultoria de Riesgos, C.A.	.VEN	.OTH	Zurich Seguros, S.A.	Ownership	.99.990	Zurich Insurance Group Ltd.	.12
		.00000					Zurich Corredora de Bolsa S.A.	.CHL	.OTH	Inversiones Suizo Chilena S.A.	Ownership	.99.000	Zurich Insurance Group Ltd.	.12
		.00000					Zurich Corredora de Bolsa S.A.	.CHL	.OTH	Zurich Investments Chile S.A.	Ownership	.1.000	Zurich Insurance Group Ltd.	.12
		.00000	36-4412924				Zurich CZI Management Holding Ltd.	.DE	.OTH	Zurich Global Investment Management Inc.	Ownership	.100.000	Zurich Insurance Group Ltd.	.12
		.00000					Zurich Deutscher Herold Lebensversicherung Aktiengesellschaf	.DEU	.OTH	Deutscher Herold Aktiengesellschaft	Ownership	.67.540	Zurich Insurance Group Ltd.	.12
		.00000					Zurich Deutscher Herold Lebensversicherung Aktiengesellschaf	.DEU	.OTH	Zurich Beteiligungs-Aktiengesellschaft (Deutschland)	Ownership	.32.460	Zurich Insurance Group Ltd.	.12
		.00000	95-4773780				Zurich E&S Insurance Brokerage, Inc.	.CA	.OTH	Zurich American Insurance Company	Ownership	.100.000	Zurich Insurance Group Ltd.	.12
		.00000					Zurich Employment Services Limited	.GBR	.OTH	Zurich Financial Services (UKISA) Limited	Ownership	.100.000	Zurich Insurance Group Ltd.	.12
		.00000					Zurich Eurolife S.A.	.LUX	.OTH	Zurich Lebensversicherungs-Gesellschaft AG	Ownership	.90.000	Zurich Insurance Group Ltd.	.12
		.00000					Zurich Eurolife S.A.	.LUX	.OTH	Zurich Versicherungs-Gesellschaft AG	Ownership	.10.000	Zurich Insurance Group Ltd.	.12

SCHEDULE Y
PART 1A - DETAIL OF INSURANCE HOLDING COMPANY SYSTEM

1	2	3	4	5	6	7	8	9	10	11	12	13	14	15
Group Code	Group Name	NAIC Company Code	ID Number	Federal RSSD	CIK	Name of Securities Exchange if Publicly Traded (U.S. or International)	Names of Parent, Subsidiaries Or Affiliates	Domi-ciliary Location	Relation-ship to Reporting Entity	Directly Controlled by (Name of Entity/Person)	Type of Control (Ownership, Board, Management, Attorney-in-Fact, Influence, Other)	If Control is Ownership Provide Percentage	Ultimate Controlling Entity(ies)/Person(s)	*
		00000					Zurich Fianzas Mexico, S.A.DE C.V.	MEX	OTH	Zurich Versicherungs-Gesellschaft AG	Ownership.....	100.000	Zurich Insurance Group Ltd.	12
		00000					Zurich Finance (Bermuda) Ltd.	BMU	OTH	Zurich Versicherungs-Gesellschaft AG	Ownership.....	100.000	Zurich Insurance Group Ltd.	12
		00000					Zurich Finance (Luxembourg) S.A.	LUX	OTH	Zurich Lebensversicherungs-Gesellschaft AG	Ownership.....	0.081	Zurich Insurance Group Ltd.	12
		00000					Zurich Finance (Luxembourg) S.A.	LUX	OTH	Zurich Versicherungs-Gesellschaft AG	Ownership.....	99.919	Zurich Insurance Group Ltd.	12
		00000					Zurich Finance (UK) plc	GBR	OTH	Zurich Financial Services (UKISA) Limited	Ownership.....	99.998	Zurich Insurance Group Ltd.	12
		00000					Zurich Finance (UK) plc	GBR	OTH	Zurich Financial Services (UKISA) Nominees Limited	Ownership.....	0.002	Zurich Insurance Group Ltd.	12
		00000					Zurich Finance Company AG	CHE	OTH	Zurich Versicherungs-Gesellschaft AG	Ownership.....	100.000	Zurich Insurance Group Ltd.	12
		00000					Zurich Financial Management Limited	GBR	OTH	Allied Dunbar Assurance plc	Ownership.....	100.000	Zurich Insurance Group Ltd.	12
		00000					Zurich Financial Services (Channel Islands) Limited	JEY	OTH	Zurich Financial Services (UKISA) Limited	Ownership.....	99.909	Zurich Insurance Group Ltd.	12
		00000					Zurich Financial Services (Channel Islands) Limited	JEY	OTH	Zurich Financial Services (UKISA) Nominees Limited	Ownership.....	0.091	Zurich Insurance Group Ltd.	12
		00000					Zurich Financial Services (Isle of Man) Group Services Limit	GBR	OTH	Zurich Versicherungs-Gesellschaft AG	Ownership.....	100.000	Zurich Insurance Group Ltd.	12
		00000					Zurich Financial Services (Isle of Man) Holdings Limited	GBR	OTH	Zurich Versicherungs-Gesellschaft AG	Ownership.....	100.000	Zurich Insurance Group Ltd.	12
		00000					Zurich Financial Services (Isle of Man) Insurance Manager Lt	GBR	OTH	Zurich Versicherungs-Gesellschaft AG	Ownership.....	100.000	Zurich Insurance Group Ltd.	12
		00000					Zurich Financial Services (UKISA) Group Services Limited	GBR	OTH	Zurich Financial Services (UKISA) Limited	Ownership.....	100.000	Zurich Insurance Group Ltd.	12
		00000					Zurich Financial Services (UKISA) Limited	GBR	OTH	Allied Zurich Holdings Limited	Ownership.....	90.316	Zurich Insurance Group Ltd.	12
		00000					Zurich Financial Services (UKISA) Limited	GBR	OTH	Zurich Insurance plc	Ownership.....	9.684	Zurich Insurance Group Ltd.	12
		00000					Zurich Financial Services (UKISA) Nominees Limited	GBR	OTH	Zurich Financial Services (UKISA) Limited	Ownership.....	100.000	Zurich Insurance Group Ltd.	12
		00000	AA-1930995				Zurich Financial Services Australia Limited	AUS	OTH	Zurich Versicherungs-Gesellschaft AG	Ownership.....	100.000	Zurich Insurance Group Ltd.	12
		00000					Zurich Financial Services EUB Holdings Limited	JRL	OTH	Zurich Finance Company AG	Ownership.....	0.083	Zurich Insurance Group Ltd.	12
		00000					Zurich Financial Services EUB Holdings Limited	JRL	OTH	Zurich Insurance Group Ltd.	Ownership.....	99.917	Zurich Insurance Group Ltd.	12
		00000					Zurich Financial Services UK Pension Trustee Limited	GBR	OTH	Zurich Financial Services (UKISA) Limited	Ownership.....	99.000	Zurich Insurance Group Ltd.	12
		00000					Zurich Finanz-Gesellschaft AG	CHE	OTH	Zurich Versicherungs-Gesellschaft AG	Ownership.....	100.000	Zurich Insurance Group Ltd.	12
		00000	AA-0053640				Zurich F&I Reinsurance T&C Limited	TCA	OTH	Zurich Agency Services Inc.	Ownership.....	0.001	Zurich Insurance Group Ltd.	12
		00000	AA-0053640				Zurich F&I Reinsurance T&C Limited	TCA	OTH	Universal Underwriters Service Corporation	Ownership.....	100.000	Zurich Insurance Group Ltd.	12
		00000					Zurich General Insurance Company (China) Limited	CHN	OTH	Zurich Versicherungs-Gesellschaft AG	Ownership.....	100.000	Zurich Insurance Group Ltd.	12
		00000					Zurich General Partner (Scotland) Ltd	GBR	OTH	Allied Zurich Holdings Limited	Ownership.....	100.000	Zurich Insurance Group Ltd.	12
		00000					Zurich GL Servicios Mexico, S.A. de C.V.	MEX	OTH	Zurich Vida, Compañía de Seguros, S.A.	Ownership.....	95.000	Zurich Insurance Group Ltd.	12
		00000					Zurich GL Servicios Mexico, S.A. de C.V.	MEX	OTH	Zurich Compañía de Seguros, S.A.	Ownership.....	5.000	Zurich Insurance Group Ltd.	12
		00000					Zurich Global Corporate UK Limited	GBR	OTH	Zurich Holdings (UK) Limited	Ownership.....	100.000	Zurich Insurance Group Ltd.	12
		00000	04-3729755				Zurich Global Investment Management Inc.	DE	OTH	Zurich Holding Company of America, Inc.	Ownership.....	100.000	Zurich Insurance Group Ltd.	12
		00000	AA-3190947				Zurich Global, Ltd.	BMU	OTH	Zurich Holding Company of America, Inc.	Ownership.....	100.000	Zurich Insurance Group Ltd.	12
		00000					Zurich Group Funding Luxembourg S.A.	LUX	OTH	Zurich Lebensversicherungs-Gesellschaft AG	Ownership.....	0.020	Zurich Insurance Group Ltd.	12
		00000					Zurich Group Funding Luxembourg S.A.	LUX	OTH	Zurich Versicherungs-Gesellschaft AG	Ownership.....	99.980	Zurich Insurance Group Ltd.	12
		00000					Zurich Group Pension Services (UK) Ltd	GBR	OTH	Zurich Assurance Ltd	Ownership.....	100.000	Zurich Insurance Group Ltd.	12

SCHEDULE Y
PART 1A - DETAIL OF INSURANCE HOLDING COMPANY SYSTEM

1	2	3	4	5	6	7	8	9	10	11	12	13	14	15
Group Code	Group Name	NAIC Company Code	ID Number	Federal RSSD	CIK	Name of Securities Exchange if Publicly Traded (U.S. or International)	Names of Parent, Subsidiaries Or Affiliates	Domi-ciliary Loca-tion	Relation-ship to Reporting Entity	Directly Controlled by (Name of Entity/Person)	Type of Control (Ownership, Board, Management, Attorney-in-Fact, Influence, Other)	If Control is Ownership Provide Percentage	Ultimate Controlling Entity(ies)/Person(s)	*
		00000					Zurich GSG Limited	.GBR	OTH	Zurich GSH Limited	Ownership	100.000	Zurich Insurance Group Ltd.	12
		00000					Zurich GSH Limited	.GBR	OTH	Zurich Holdings (UK) Limited	Ownership	100.000	Zurich Insurance Group Ltd.	12
		00000	36-3096373				Zurich Holding Company of America, Inc.	.DE	OTH	Crown Management Services Limited	Ownership	0.820	Zurich Insurance Group Ltd.	12
		00000	36-3096373				Zurich Holding Company of America, Inc.	.DE	OTH	Zurich Versicherungs-Gesellschaft AG	Ownership	99.180	Zurich Insurance Group Ltd.	12
		00000					Zurich Holding Ireland Limited	.JRL	OTH	Zurich Versicherungs-Gesellschaft AG	Ownership	100.000	Zurich Insurance Group Ltd.	12
		00000					Zurich Holdings (UK) Limited	.GBR	OTH	Zurich Versicherungs-Gesellschaft AG	Ownership	100.000	Zurich Insurance Group Ltd.	12
							Zurich Immobilien							
		00000					Liegenschaftsverwaltungs-GesmbH	.AUT	OTH	Zurich Versicherungs-Gesellschaft AG	Ownership	100.000	Zurich Insurance Group Ltd.	12
		00000					Zurich IMRE AG	.CHE	OTH	Zurich Versicherungs-Gesellschaft AG	Ownership	100.000	Zurich Insurance Group Ltd.	12
							Zurich Independent Wealth Management							
		00000					Limited	.GBR	OTH	Allied Dunbar Assurance plc	Ownership	100.000	Zurich Insurance Group Ltd.	12
		00000	AA-5280035				Zurich Insurance (Taiwan) Ltd.	.TWN	OTH	Zurich Versicherungs-Gesellschaft AG	Ownership	99.726	Zurich Insurance Group Ltd.	12
							Zurich Insurance Brokers (Beijing) Company			Zurich Insurance Holdings (Hong Kong)				
		00000					Limited	.CHN	OTH	Limited	Ownership	24.510	Zurich Insurance Group Ltd.	12
		00000					Zurich Insurance Company (U.K.) Limited	.GBR	OTH	Zurich Versicherungs-Gesellschaft AG	Ownership	100.000	Zurich Insurance Group Ltd.	12
										Zurich Insurance Company South Africa				
		00000					Zurich Insurance Company Botswana Ltd	.BWA	OTH	Limited	Ownership	100.000	Zurich Insurance Group Ltd.	12
							Zurich Insurance Company Escritorio de							
		00000					Representacao no Bras	.BRA	OTH	Zurich Versicherungs-Gesellschaft AG	Ownership	100.000	Zurich Insurance Group Ltd.	12
							Zurich Insurance Company Ltd., Beijing							
		00000					Representative Office	.CHN	OTH	Zurich Versicherungs-Gesellschaft AG	Ownership	100.000	Zurich Insurance Group Ltd.	12
							Zurich Insurance Company Ltd., Oficina de							
		00000					Representacion	.COL	OTH	Zurich Versicherungs-Gesellschaft AG	Ownership	100.000	Zurich Insurance Group Ltd.	12
							Zurich Insurance Company Ltd.,							
		00000					Representative Office Buenos Aires	.ARG	OTH	Zurich Versicherungs-Gesellschaft AG	Ownership	100.000	Zurich Insurance Group Ltd.	12
							Zurich Insurance Company South Africa							
		00000	AA-1990925				Limited	.ZAF	OTH	SA Fire House Limited	Ownership	58.950	Zurich Insurance Group Ltd.	12
		00000			0001127799		Zurich Insurance Group Ltd.	.CHE	OTH	Board of Directors	Board		Shareholders	
							Zurich Insurance Holdings (Hong Kong)							
		00000					Limited	.HKG	OTH	Zurich Versicherungs-Gesellschaft AG	Ownership	100.000	Zurich Insurance Group Ltd.	12
		00000					Zurich Insurance Malaysia Berhad	.MYS	OTH	Zurich Versicherungs-Gesellschaft AG	Ownership	100.000	Zurich Insurance Group Ltd.	12
		00000					Zurich Insurance Middle East S.A.L.	.LBN	OTH	Zurich Versicherungs-Gesellschaft AG	Ownership	99.541	Zurich Insurance Group Ltd.	12
										Zurich Beteiligungs-Aktiengesellschaft				
		00000	AA-1780059				Zurich Insurance plc	.JRL	OTH	(Deutschland)	Ownership	25.074	Zurich Insurance Group Ltd.	8
		00000	AA-1780059				Zurich Insurance plc	.JRL	OTH	Zurich Holding Ireland Limited	Ownership	70.405	Zurich Insurance Group Ltd.	8
										Zurich Insurance Company Ltd -				
		00000	AA-1780059				Zurich Insurance plc	.JRL	OTH	Rappresentanza Generale per l	Ownership	4.521	Zurich Insurance Group Ltd.	8
							Zurich Insurance plc, Representative							
		00000					Office Buenos Aires	.ARG	OTH	Zurich Insurance plc	Ownership	100.000	Zurich Insurance Group Ltd.	12
										Zurich Financial Services (UKISA)				
		00000					Zurich Intermediary Group Limited	.GBR	OTH	Limited	Ownership	100.000	Zurich Insurance Group Ltd.	12
										Zurich Financial Services (UKISA)				
		00000					Zurich Intermediary Group Limited	.GBR	OTH	Nominees Limited	Ownership	0.000	Zurich Insurance Group Ltd.	12
							Zurich Internacional de Venezuela, C.A. de							
		00000					Corretaje de Reas	.VEN	OTH	Zurich Versicherungs-Gesellschaft AG	Ownership	100.000	Zurich Insurance Group Ltd.	12
										Zurich Insurance Company Ltd, Bermuda				
		00000	AA-3190185				Zurich International (Bermuda) Ltd.	.BMJ	OTH	Branch	Ownership	29.268	Zurich Insurance Group Ltd.	12
		00000	AA-3190185				Zurich International (Bermuda) Ltd.	.BMJ	OTH	Zurich Versicherungs-Gesellschaft AG	Ownership	70.732	Zurich Insurance Group Ltd.	12
		00000	AA-1120018				Zurich International (UK) Limited	.GBR	OTH	Zurich Holdings (UK) Limited	Ownership	100.000	Zurich Insurance Group Ltd.	12
		00000					Zurich International Life Limited	.GBR	OTH	Zurich Versicherungs-Gesellschaft AG	Ownership	100.000	Zurich Insurance Group Ltd.	12

SCHEDULE Y
PART 1A - DETAIL OF INSURANCE HOLDING COMPANY SYSTEM

1	2	3	4	5	6	7	8	9	10	11	12	13	14	15
Group Code	Group Name	NAIC Company Code	ID Number	Federal RSSD	CIK	Name of Securities Exchange if Publicly Traded (U.S. or International)	Names of Parent, Subsidiaries Or Affiliates	Domi-ciliary Location	Relation-ship to Reporting Entity	Directly Controlled by (Name of Entity/Person)	Type of Control (Ownership, Board, Management, Attorney-in-Fact, Influence, Other)	If Control is Ownership Provide Percentage	Ultimate Controlling Entity(ies)/Person(s)	*
		00000					Zurich International Services (Luxembourg) S.A.	LUX	OTH	Zurich Eurolife S.A.	Ownership	0.040	Zurich Insurance Group Ltd.	12
		00000					Zurich International Services (Luxembourg) S.A.	LUX	OTH	Zurich Versicherungs-Gesellschaft AG	Ownership	99.960	Zurich Insurance Group Ltd.	12
		00000					Zurich International Solutions Limited	GBR	OTH	Zurich Assurance Ltd	Ownership	100.000	Zurich Insurance Group Ltd.	12
		00000					Zurich Invest AG	CHE	OTH	Zurich Versicherungs-Gesellschaft AG	Ownership	100.000	Zurich Insurance Group Ltd.	12
		00000					Zurich Investment Management AG	CHE	OTH	Farmers Group, Inc.	Ownership	80.000	Zurich Insurance Group Ltd.	11
		00000					Zurich Investment Management AG	CHE	OTH	Zurich Versicherungs-Gesellschaft AG	Ownership	20.000	Zurich Insurance Group Ltd.	12
		00000					Zurich Investment Management Limited	AUS	OTH	Zurich Australia Limited	Ownership	100.000	Zurich Insurance Group Ltd.	12
		00000					Zurich Investment Services Limited	BMU	OTH	QMSH Limited	Ownership	100.000	Zurich Insurance Group Ltd.	12
		00000					Zurich Investment Services (UK) Limited	GBR	OTH	Allied Zurich Holdings Limited	Ownership	100.000	Zurich Insurance Group Ltd.	12
		00000								Chilena Consolidada Seguros de Vida S.A.				
		00000					Zurich Investments Chile S.A.	CHL	OTH		Ownership	0.001	Zurich Insurance Group Ltd.	12
		00000					Zurich Investments Chile S.A.	CHL	OTH	Inversiones Suizo Chilena S.A.	Ownership	99.999	Zurich Insurance Group Ltd.	12
		00000								Zurich Insurance Company Ltd - Rappresentanza Generale per l	Ownership	100.000	Zurich Insurance Group Ltd.	12
		00000					Zurich Investments Life S.p.A.	ITA	OTH	Zurich Beteiligungs-Aktiengesellschaft (Deutschland)	Ownership	100.000	Zurich Insurance Group Ltd.	12
		00000					Zurich Kunden Center GmbH	DEU	OTH		Ownership	100.000	Zurich Insurance Group Ltd.	12
		00000					Zurich JVCompany Servicios Mexico, S.A. DE C.V.	MEX	OTH	Zurich Vida, Compania de Seguros, S.A.	Ownership	0.002	Zurich Insurance Group Ltd.	12
		00000					Zurich JVCompany Servicios Mexico, S.A. DE C.V.	MEX	OTH	Zurich Santander Seguros Mexico, S.A.	Ownership	99.998	Zurich Insurance Group Ltd.	12
		00000	26-0530367				Zurich Latin America Corporation	FL	OTH	The Zurich Services Corporation	Ownership	100.000	Zurich Insurance Group Ltd.	12
		00000					Zurich Latin America Holding S.L. - Sociedad Unipersonal	ESP	OTH	Zurich Lebensversicherungs-Gesellschaft AG	Ownership	100.000	Zurich Insurance Group Ltd.	12
		00000					Zurich Latin American Services S.A.	ARG	OTH	Inversiones Suizo-Argentina S.A.	Ownership	6.320	Zurich Insurance Group Ltd.	12
		00000					Zurich Latin American Services S.A.	ARG	OTH	Zurich Versicherungs-Gesellschaft AG	Ownership	93.680	Zurich Insurance Group Ltd.	12
		00000					Zurich Lebensversicherungs-Gesellschaft AG							
		00000						CHE	OTH	Zurich Versicherungs-Gesellschaft AG	Ownership	100.000	Zurich Insurance Group Ltd.	12
		00000					Zurich Leisure Services Limited	GBR	OTH	Allied Dunbar Assurance plc	Ownership	100.000	Zurich Insurance Group Ltd.	12
		00000					Zurich Life Assurance plc	JRL	OTH	Zurich Holding Ireland Limited	Ownership	100.000	Zurich Insurance Group Ltd.	12
		00000					Zurich Life Insurance Company Ltd., Representative office Buenos Aires	ARG	OTH	Zurich Lebensversicherungs-Gesellschaft AG	Ownership	100.000	Zurich Insurance Group Ltd.	12
		00000					Zurich Life Insurance (Singapore) Pte Ltd	SGP	OTH	Zurich Versicherungs-Gesellschaft AG	Ownership	100.000	Zurich Insurance Group Ltd.	12
		00000								Zurich Insurance Company South Africa Limited	Ownership	100.000	Zurich Insurance Group Ltd.	12
		00000					Zurich Life SA Ltd	ZAF	OTH		Ownership	100.000	Zurich Insurance Group Ltd.	12
		00000					Zurich Management Services Limited	GBR	OTH	Zurich Holdings (UK) Limited	Ownership	100.000	Zurich Insurance Group Ltd.	12
		00000					Zurich Minas Brasil Seguros S.A.	BRA	OTH	Zurich Versicherungs-Gesellschaft AG	Ownership	100.000	Zurich Insurance Group Ltd.	12
		00000					Zurich Pension Trustees Ireland Limited	JRL	OTH	Zurich Insurance plc	Ownership	50.000	Zurich Insurance Group Ltd.	12
		00000					Zurich Pension Trustees Ireland Limited	JRL	OTH	Zurich Trustee Services Limited	Ownership	50.000	Zurich Insurance Group Ltd.	12
		00000					Zurich Pension Trustees Limited	GBR	OTH	Zurich Assurance Ltd	Ownership	100.000	Zurich Insurance Group Ltd.	12
		00000					Zurich Pensions Management Limited	GBR	OTH	Allied Dunbar Assurance plc	Ownership	100.000	Zurich Insurance Group Ltd.	12
		00000								Zurich Lebensversicherungs-Gesellschaft AG				
		00000					Zurich Pensionskassen-Beratung AG	CHE	OTH		Ownership	100.000	Zurich Insurance Group Ltd.	12
		00000					Zurich Professional Limited	GBR	OTH	Zurich Holdings (UK) Limited	Ownership	100.000	Zurich Insurance Group Ltd.	12
		00000					Zurich Project Finance (UK) Limited	GBR	OTH	Zurich Versicherungs-Gesellschaft AG	Ownership	100.000	Zurich Insurance Group Ltd.	12
		00000					Zurich Properties Pty Limited	AUS	OTH	Zurich Australia Limited	Ownership	40.001	Zurich Insurance Group Ltd.	12
		00000					Zurich Properties Pty Limited	AUS	OTH	Zurich Australian Insurance Limited	Ownership	59.999	Zurich Insurance Group Ltd.	12
		00000					Zurich Property Services Malaysia Sdn Bhd	MYS	OTH	Zurich Versicherungs-Gesellschaft AG	Ownership	100.000	Zurich Insurance Group Ltd.	12
		00000	30-0165071				Zurich Realty, Inc.	MD	OTH	The Zurich Services Corporation	Ownership	100.000	Zurich Insurance Group Ltd.	12

ANNUAL STATEMENT FOR THE YEAR 2015 OF THE Bristol West Casualty Insurance Company

SCHEDULE Y

PART 1A - DETAIL OF INSURANCE HOLDING COMPANY SYSTEM

1	2	3	4	5	6	7	8	9	10	11	12	13	14	15
Group Code	Group Name	NAIC Company Code	ID Number	Federal RSSD	CIK	Name of Securities Exchange if Publicly Traded (U.S. or International)	Names of Parent, Subsidiaries Or Affiliates	Domi-ciliary Location	Relation-ship to Reporting Entity	Directly Controlled by (Name of Entity/Person)	Type of Control (Ownership, Board, Management, Attorney-in-Fact, Influence, Other)	If Control is Ownership Provide Percentage	Ultimate Controlling Entity(ies)/Person(s)	*
		..00000					Zurich Rechtsschutz-Schadenservice GmbH	..DEU	...OTH	Zurich Beteiligungs-Aktiengesellschaft (Deutschland)	Ownership	..100.000	Zurich Insurance Group Ltd.	...12
		..00000					Zurich Reliable Insurance Limited	..RUS	...OTH	Zurich Versicherungs-Gesellschaft AG	Ownership	..99.900	Zurich Insurance Group Ltd.	...12
		..00000					Zurich Reliable Insurance Limited	..RUS	...OTH	Zurich Versicherungs-Aktiengesellschaft	Ownership	..0.100	Zurich Insurance Group Ltd.	...12
		..00000					Zurich Resseguradora Brasil S.A.	..BRA	...OTH	Zurich Versicherungs-Gesellschaft AG	Ownership	..100.000	Zurich Insurance Group Ltd.	...12
										Zurich Lebensversicherungs-Gesellschaft AG	Ownership	..0.000	Zurich Insurance Group Ltd.	...12
		..00000					Zurich Resseguradora Brasil S.A.	..BRA	...OTH		Ownership	..100.000	Zurich Insurance Group Ltd.	...12
		..00000					Zurich Risk Consulting RU	..RUS	...OTH	Zurich Reliable Insurance	Ownership	..100.000	Zurich Insurance Group Ltd.	...12
										Zurich Insurance Company South Africa Limited	Ownership	..99.990	Zurich Insurance Group Ltd.	...12
		..00000					Zurich Risk Financing SA Limited	..ZAF	...OTH		Ownership	..1.000	Zurich Insurance Group Ltd.	...12
		..00000					Zurich Risk Management Services (India) Private Limited	..IND	...OTH	Zurich International (Bermuda) Ltd.	Ownership	..99.000	Zurich Insurance Group Ltd.	...12
		..00000					Zurich Risk Management Services (India) Private Limited	..IND	...OTH	Zurich Versicherungs-Gesellschaft AG	Ownership	..100.000	Zurich Insurance Group Ltd.	...12
		..00000					Zurich Risk Services Asia Pacific Sdn Bhd	..MYS	...OTH	Zurich Management Services Limited	Ownership	..100.000	Zurich Insurance Group Ltd.	...12
		..00000					Zurich Roadside Assistance Malaysia Sdn Bhd	..MYS	...OTH	Zurich Versicherungs-Gesellschaft AG	Ownership	..100.000	Zurich Insurance Group Ltd.	...12
		..00000					Zurich Ruckversicherungs-Gesellschaft AG	..CHE	...OTH	Zurich Versicherungs-Gesellschaft AG	Ownership	..100.000	Zurich Insurance Group Ltd.	...12
		..00000					Zurich Sacramento, Inc.	..CA	...OTH	JFS/ZSF 1998, L.P.	Ownership	..100.000	Zurich Insurance Group Ltd.	...12
		..00000					Zurich Santander Brasil Seguros e Previdência S.A.	..BRA	...OTH	Zurich Latin America Holding S.L. – Sociedad Unipersonal	Ownership	..0.220	Zurich Insurance Group Ltd.	...12
		..00000					Zurich Santander Brasil Seguros e Previdência S.A.	..BRA	...OTH	Zurich Santander Holding (Spain), S.L.	Ownership	..99.568	Zurich Insurance Group Ltd.	...12
		..00000								Zurich Santander Brasil Seguros e Previdência S.A.	Ownership	..100.000	Zurich Insurance Group Ltd.	...12
		..00000					Zurich Santander Brasil Seguros S.A.	..BRA	...OTH	Zurich Santander Insurance America, S.L.	Ownership	..100.000	Zurich Insurance Group Ltd.	...12
		..00000					Zurich Santander Holding (Spain), S.L.	..ESP	...OTH	Zurich Santander Insurance America, S.L.	Ownership	..100.000	Zurich Insurance Group Ltd.	...12
		..00000					Zurich Santander Holding Dos (Spain), S.L.	..ESP	...OTH		Ownership	..100.000	Zurich Insurance Group Ltd.	...12
		..00000								Zurich Latin America Holding S.L. – Sociedad Unipersonal	Ownership	..51.000	Zurich Insurance Group Ltd.	...12
		..00000					Zurich Santander Insurance America, S.L.	..ESP	...OTH	Zurich Santander Insurance America, S.L.	Ownership	..96.000	Zurich Insurance Group Ltd.	...12
		..00000					Zurich Santander Seguros Argentina S.A.	..ARG	...OTH	Inversiones ZS America SpA	Ownership	..4.000	Zurich Insurance Group Ltd.	...12
		..00000					Zurich Santander Seguros Argentina S.A.	..ARG	...OTH		Ownership	..99.782	Zurich Insurance Group Ltd.	...12
		..00000					Zurich Santander Seguros de Vida Chile S.A.	..CHL	...OTH	Inversiones ZS America Dos Limitada	Ownership	..0.218	Zurich Insurance Group Ltd.	...12
		..00000					Zurich Santander Seguros de Vida Chile S.A.	..CHL	...OTH	Inversiones ZS America SpA	Ownership	..99.505	Zurich Insurance Group Ltd.	...12
		..00000					Zurich Santander Seguros Generales Chile S.A.	..CHL	...OTH		Ownership	..0.495	Zurich Insurance Group Ltd.	...12
		..00000					Zurich Santander Seguros Generales Chile S.A.	..CHL	...OTH	Inversiones ZS America SpA	Ownership	..0.001	Zurich Insurance Group Ltd.	...12
		..00000					Zurich Santander Seguros Mexico, S.A.	..MEX	...OTH	Zurich Santander Insurance America, S.L.	Ownership	..99.999	Zurich Insurance Group Ltd.	...12
		..00000					Zurich Santander Seguros Mexico, S.A.	..MEX	...OTH		Ownership	..100.000	Zurich Insurance Group Ltd.	...12
		..00000	AA-2990865				Zurich (Scotland) Limited Partnership	..GBR	...OTH	Zurich General Partner (Scotland) Ltd	Ownership	..69.208	Zurich Insurance Group Ltd.	...12
		..00000					Zurich Seguros, S.A.	..VEN	...OTH	Cursud N.V.	Ownership	..100.000	Zurich Insurance Group Ltd.	...12
		..00000								Zurich Beteiligungs-Aktiengesellschaft (Deutschland)	Ownership	..100.000	Zurich Insurance Group Ltd.	...12
		..00000					Zurich Service GmbH	..DEU	...OTH	Zurich Versicherungs-Aktiengesellschaft	Ownership	..100.000	Zurich Insurance Group Ltd.	...12
		..00000					Zurich Service GmbH	..DEU	...OTH		Ownership	..100.000	Zurich Insurance Group Ltd.	...12

SCHEDULE Y
PART 1A - DETAIL OF INSURANCE HOLDING COMPANY SYSTEM

1	2	3	4	5	6	7	8	9	10	11	12	13	14	15
Group Code	Group Name	NAIC Company Code	ID Number	Federal RSSD	CIK	Name of Securities Exchange if Publicly Traded (U.S. or International)	Names of Parent, Subsidiaries Or Affiliates	Domi-ciliary Loca-tion	Relation-ship to Reporting Entity	Directly Controlled by (Name of Entity/Person)	Type of Control (Ownership, Board, Management, Attorney-in-Fact, Influence, Other)	If Control is Ownership Provide Percentage	Ultimate Controlling Entity(ies)/Person(s)	*
		..00000					Zurich Services (Hong Kong) LimitedHKG.....	..OTH.....	Swiss Insurance Management (Hong Kong) Limited	Ownership.....	..0.003	Zurich Insurance Group Ltd.12
		..00000					Zurich Services (Hong Kong) LimitedHKG.....	..OTH.....	Zurich Insurance Holdings (Hong Kong) Limited	Ownership.....	..99.997	Zurich Insurance Group Ltd.12
		..00000					Zurich Services A.I.E.ESP.....	..OTH.....	AIDE Asistencia Seguros y Reaseguros, S.A. – Sociedad Uniper	Ownership.....	..0.000	Zurich Insurance Group Ltd.12
		..00000					Zurich Services A.I.E.ESP.....	..OTH.....	Bansabadell Pensiones, E.G.F.P, S.A.	Ownership.....	..0.000	Zurich Insurance Group Ltd.12
		..00000					Zurich Services A.I.E.ESP.....	..OTH.....	Bansabadell Seguros Generales, S.A. de Seguros y Reaseguros	Ownership.....	..0.000	Zurich Insurance Group Ltd.12
		..00000					Zurich Services A.I.E.ESP.....	..OTH.....	Bansabadell Vida S.A. de Seguros y Reaseguros	Ownership.....	..0.000	Zurich Insurance Group Ltd.12
		..00000					Zurich Services A.I.E.ESP.....	..OTH.....	Zurich Insurance plc, Sucursal en Espana	Ownership.....	..97.184	Zurich Insurance Group Ltd.12
		..00000					Zurich Services A.I.E.ESP.....	..OTH.....	Zurich Vida, Compania de Seguros y Reaseguros, S.A. – Socied	Ownership.....	..2.816	Zurich Insurance Group Ltd.12
		..00000	35-2546417				Zurich Services US. LLCDE.....	..OTH.....	Farmers Group, Inc.	Ownership.....	..50.000	Zurich Insurance Group Ltd.12
		..00000	35-2546417				Zurich Services US. LLCDE.....	..OTH.....	Zurich Holding Company of America, Inc.	Ownership.....	..50.000	Zurich Insurance Group Ltd.12
		..00000					Zurich Servicios de Mexico, S.A. de C.V.MEX.....	..OTH.....	Zurich Vida, Compania de Seguros, S.A.	Ownership.....	..90.000	Zurich Insurance Group Ltd.12
		..00000					Zurich Servicios de Mexico, S.A. de C.V.MEX.....	..OTH.....	Zurich, Compania de Seguros, S.A.	Ownership.....	..10.000	Zurich Insurance Group Ltd.12
		..00000					Zurich Shared Services Ireland LimitedIRL.....	..OTH.....	Zurich Holding Ireland Limited	Ownership.....	..100.000	Zurich Insurance Group Ltd.12
		..00000					Zurich Shared Services S.A.CHL.....	..OTH.....	Inversiones Suizo Chilena S.A.	Ownership.....	..99.987	Zurich Insurance Group Ltd.12
		..00000					Zurich Shared Services S.A.CHL.....	..OTH.....	Zurich Investments Chile S.A.	Ownership.....	..0.013	Zurich Insurance Group Ltd.12
		..00000					Zurich Sigorta A.S.TUR.....	..OTH.....	Zurich Versicherungs-Gesellschaft AG	Ownership.....	..100.000	Zurich Insurance Group Ltd.12
		..00000					Zurich South America Invest ABSWE.....	..OTH.....	Zurich Versicherungs-Gesellschaft AG	Ownership.....	..100.000	Zurich Insurance Group Ltd.12
		..00000	AA-1120001				Zurich Specialties London LimitedGBR.....	..OTH.....	Zurich Holdings (UK) Limited	Ownership.....	..100.000	Zurich Insurance Group Ltd.12
		..00000					Zurich Structured Finance, Inc.DE.....	..OTH.....	Centre Financial Services Holdings Limited	Ownership.....	..100.000	Zurich Insurance Group Ltd.12
		..00000					Zurich Technical and Consulting Services (Beijing) Co. Ltd.CHN.....	..OTH.....	Zurich Insurance Holdings (Hong Kong) Limited	Ownership.....	..100.000	Zurich Insurance Group Ltd.12
		..00000					Zurich Technology Malaysia Sdn BhdMYS.....	..OTH.....	Zurich Technology Services Malaysia Sdn Bhd	Ownership.....	..100.000	Zurich Insurance Group Ltd.12
		..00000					Zurich Technology Services Malaysia Sdn BhdMYS.....	..OTH.....	Zurich Versicherungs-Gesellschaft AG	Ownership.....	..100.000	Zurich Insurance Group Ltd.12
		..00000					Zurich Training and Development Services LimitedGBR.....	..OTH.....	Allied Dunbar Assurance plc	Ownership.....	..100.000	Zurich Insurance Group Ltd.12
		..00000					Zurich Transitional Services LimitedGBR.....	..OTH.....	Zurich Holdings (UK) Limited	Ownership.....	..100.000	Zurich Insurance Group Ltd.12
		..00000					Zurich Treasury Services LimitedIRL.....	..OTH.....	Zurich Financial Services EUB Holdings Limited	Ownership.....	..100.000	Zurich Insurance Group Ltd.12
		..00000					Zurich Trustee Company (UK) LimitedGBR.....	..OTH.....	Allied Dunbar Assurance plc	Ownership.....	..100.000	Zurich Insurance Group Ltd.12
		..00000					Zurich Trustee Services LimitedIRL.....	..OTH.....	Zurich Life Assurance plc	Ownership.....	..100.000	Zurich Insurance Group Ltd.12
		..00000					Zurich UK General Employee Services LimitedGBR.....	..OTH.....	Zurich UK General Services Limited	Ownership.....	..100.000	Zurich Insurance Group Ltd.12
		..00000					Zurich UK General Services LimitedGBR.....	..OTH.....	Zurich Holdings (UK) Limited	Ownership.....	..100.000	Zurich Insurance Group Ltd.12
		..00000	AA-1220080				Zurich Versicherungs-AktiengesellschaftAUT.....	..OTH.....	Zurich Versicherungs-Gesellschaft AG	Ownership.....	..99.981	Zurich Insurance Group Ltd.9
		..00000	AA-1460190				Zurich Versicherungs-Gesellschaft AGCHE.....	..OTH.....	Zurich Insurance Group Ltd.	Ownership.....	..100.000	Zurich Insurance Group Ltd.10
		..00000	AA-1340017				Zurich Vertriebs GmbHDEU.....	..OTH.....	Zurich Beteiligungs-Aktiengesellschaft (Deutschland)	Ownership.....	..100.000	Zurich Insurance Group Ltd.12
		..00000					Zurich Vida e Previdencia S.A.BRA.....	..OTH.....	Zurich Minas Brasil Seguros S.A,	Ownership.....	..100.000	Zurich Insurance Group Ltd.12
		..00000	AA-1840022				Zurich Vida, Compania de Seguros y Reaseguros, S.A. – SociedESP.....	..OTH.....	Zurich Lebensversicherungs-Gesellschaft AG	Ownership.....	..100.000	Zurich Insurance Group Ltd.12
		..00000	AA-2734111				Zurich Vida, Compania de Seguros, S.A.MEX.....	..OTH.....	Zurich Versicherungs-Gesellschaft AG	Ownership.....	..100.000	Zurich Insurance Group Ltd.12

ANNUAL STATEMENT FOR THE YEAR 2015 OF THE Bristol West Casualty Insurance Company

SCHEDULE Y
PART 1A - DETAIL OF INSURANCE HOLDING COMPANY SYSTEM

1	2	3	4	5	6	7	8	9	10	11	12	13	14	15
Group Code	Group Name	NAIC Company Code	ID Number	Federal RSSD	CIK	Name of Securities Exchange if Publicly Traded (U.S. or International)	Names of Parent, Subsidiaries Or Affiliates	Domi-ciliary Loca-tion	Relation-ship to Reporting Entity	Directly Controlled by (Name of Entity/Person)	Type of Control (Ownership, Board, Management, Attorney-in-Fact, Influence, Other)	If Control is Owner-ship Provide Percen-tage	Ultimate Controlling Entity(ies)/Person(s)	*
	00000	36-4453190	Zurich Warranty Solutions, Inc.	IL.....	OTH.....	American Zurich Insurance Company	Ownership.....	..100.000	Zurich Insurance Group Ltd.12
	00000	Zurich Whiteley Investment Trust Limited ...	GBR.....	OTH.....	Zurich Insurance plc	Ownership.....	..100.000	Zurich Insurance Group Ltd.12
	00000	Zurich Whiteley Trust Limited	GBR.....	OTH.....	Zurich Whiteley Investment Trust Limited	Ownership.....	..100.000	Zurich Insurance Group Ltd.12

Asterisk	Explanation
.....	Note 1: Farmers Insurance Exchange is a California interinsurance exchange owned by its policyholders. Its attorney-in-fact is Farmers Group, Inc, dba Farmers Underwriters Association, which is a subsidiary of Zurich Insurance Group Ltd.
.....	Note 2: Farmers Services, LLC provides services to Farmers Group, Inc, pursuant to a service agreement among its parent, ZFUS Services, LLC, and Farmers Group, Inc, Truck Underwriters Association and Fire Underwriters Association..
.....	Note 3: Farmers Group Inc, as attorney-in-fact for Farmers Insurance Exchange, provides management services to Farmers Texas County Mutual Insurance Company.
.....	Note 4: Fire Insurance Exchange is a California interinsurance exchange owned by its policyholders. Its attorney-in-fact is Fire Underwriters Association, which is a subsidiary of Zurich Insurance Group Ltd.
.....	Note 5: Foremost County Mutual Insurance Company is a Texas County mutual insurance company managed by Foremost Insurance Company Grand Rapids, Michigan.
.....	Note 6: Foremost Lloyds of Texas underwriters are officers and/or directors of Foremost Insurance Company Grand Rapids, Michigan.
.....	Note 7: Truck Insurance Exchange is a California interinsurance exchange owned by its policyholders. Its attorney-in-fact is Truck Underwriters Association, which is a subsidiary of Zurich Insurance Group Ltd.
.....	Note 8: Zurich Insurance Plc operates branches in the following countries: Italy (AA-1364106), Portugal (AA-1820001), Spain (AA-1840150), and United Kingdom (AA-1780059).
.....	Note 9: Zurich Versicherungs-Aktiengesellschaft operates a branch in Germany (AA-1340017)
.....	Note 10: Zurich Versicherungs-Gesellschaft AG also known as Zurich Insurance Company, Ltd operates branches in the following countries: Bermuda (AA-3190825), Canada (AA-1560999), Hong Kong (AA-5324112), Ireland (AA-1780042), Japan (AA-1584115), and Singapore (AA-5760036). It also operates a management entity Alpina International (AA-1460010) in Switzerland.
.....	Note 11: An affiliate entity is the attorney-in-fact of Farmers Insurance Exchange, Fire Insurance Exchange and Truck Insurance Exchange (collectively Exchanges). The reporting entity's relationship to the Exchanges, their subsidiaries, and the affiliates that they manage is classified as OTHER.
.....	Note 12: This company is a subsidiary of Zurich Insurance Group Ltd., and is an affiliate of Farmers Group, Inc.

SCHEDULE Y

PART 2 - SUMMARY OF INSURER'S TRANSACTIONS WITH ANY AFFILIATES

1	2	3	4	5	6	7	8	9	10	11	12	13
NAIC Company Code	ID Number	Names of Insurers and Parent, Subsidiaries or Affiliates	Shareholder Dividends	Capital Contributions	Purchases, Sales or Exchanges of Loans, Securities, Real Estate, Mortgage Loans or Other Investments	Income/ (Disbursements) Incurred in Connection with Guarantees or Undertakings for the Benefit of any Affiliate(s)	Management Agreements and Service Contracts	Income/ (Disbursements) Incurred Under Reinsurance Agreements	*	Any Other Material Activity Not in the Ordinary Course of the Insurer's Business	Totals	Reinsurance Recoverable/ (Payable) on Losses and/or Reserve Credit Taken/(Liability)
25232	22-3398993	21st Century Advantage Insurance Company										38,557,941
44245	13-3551577	21st Century Assurance Insurance Company										58,142,060
10184	22-3337475	21st Century Auto Insurance Company of New Jersey										(442,149)
36404	95-4136306	21st Century Casualty Company										16,119,741
34789	23-2044095	21st Century Centennial Insurance Company										453,521,770
43974	13-1967524	21st Century Indemnity Insurance Company										28,526,933
12963	95-2565072	21st Century Insurance Company										346,730,550
10245	86-0812982	21st Century Insurance Company of the Southwest										192,699
	95-1935264	21st Century Insurance Group	(711,698)								(711,698)	
36587	13-3801089	21st Century National Insurance Company										21,238,975
32220	13-3333609	21st Century North America Insurance Company										80,692,801
23795	02-0226203	21st Century Pacific Insurance Company										18,800,016
10710	13-3922232	21st Century Pinnacle Insurance Company										24,885,000
22225	95-2743473	21st Century Preferred Insurance Company										8,528,725
20796	22-1721971	21st Century Premier Insurance Company										35,679,969
23833	02-0227294	21st Century Security Insurance Company										9,553,849
43761	95-4232263	21st Century Superior Insurance Company										13,680,395
10805	13-3953213	American Pacific Insurance Company, Inc.										827,086
11034	34-1893500	Bristol West Casualty Insurance Company										19,522,198
19658	38-1865162	Bristol West Insurance Company										166,511,431
12774	86-1174452	Bristol West Preferred Insurance Company										43,014,905
10315	95-4528269	Civic Property & Casualty Company					(27,352,475)				(27,352,475)	(142,655,722)
25089	33-0246701	Coast National Insurance Company										326,426,035
10318	95-4528266	Exact Property & Casualty Company					(27,352,475)				(27,352,475)	(149,258,628)
21598	95-2626387	Farmers Insurance Company of Arizona										473,738,711
21601	95-2626385	Farmers Insurance Company of Idaho					(20,514,356)				(20,514,356)	(51,981,536)
21636	95-2655893	Farmers Insurance Company of Oregon					(191,467,322)				(191,467,322)	(851,281,329)
21644	95-2655894	Farmers Insurance Company of Washington					(54,704,949)				(54,704,949)	56,888,204
21628	48-0609012	Farmers Insurance Company, Inc.					(20,514,356)				(20,514,356)	605,490,089
21652	95-2575893	Farmers Insurance Exchange	569,358				(1,415,490,560)	(370,155,546)			(1,785,076,748)	(5,833,187,212)
28487	22-2640040	Farmers Insurance Hawaii, Inc.										35,239,858
36889	31-0956373	Farmers Insurance of Columbus Inc.					(27,352,475)				(27,352,475)	(66,732,869)
10806	36-4165395	Farmers New Century Insurance Company					(20,514,356)				(20,514,356)	(88,844,815)
43699	59-2326047	Farmers Specialty Insurance Company										65,772,800
24392	74-1067657	Farmers Texas County Mutual Insurance Company						155,904,338			155,904,338	1,091,572,988
	77-0530617	FFS Holdings, LLC					(29,113)				(29,113)	
21660	95-6235715	Fire Insurance Exchange	71,170				(205,143,559)	203,109,268			(1,963,122)	42,952,235
29254	38-1721730	Foremost County Mutual Insurance Company										191,858,072

SCHEDULE Y

PART 2 - SUMMARY OF INSURER'S TRANSACTIONS WITH ANY AFFILIATES

1	2	3	4	5	6	7	8	9	10	11	12	13
NAIC Company Code	ID Number	Names of Insurers and Parent, Subsidiaries or Affiliates	Shareholder Dividends	Capital Contributions	Purchases, Sales or Exchanges of Loans, Securities, Real Estate, Mortgage Loans or Other Investments	Income/ (Disbursements) Incurred in Connection with Guarantees or Undertakings for the Benefit of any Affiliate(s)	Management Agreements and Service Contracts	Income/ (Disbursements) Incurred Under Reinsurance Agreements	*	Any Other Material Activity Not in the Ordinary Course of the Insurer's Business	Totals	Reinsurance Recoverable/ (Payable) on Losses and/or Reserve Credit Taken/(Liability)
11185	38-1407533	Foremost Insurance Company Grand Rapids, MI		120,000				(208,027,480)			(207,907,480)	1,653,964,575
41688	75-1779175	Foremost Lloyds of Texas		(120,000)							(120,000)	175,254,274
11800	35-1604635	Foremost Property & Casualty Insurance Company										153,253,738
41513	38-2430150	Foremost Signature Insurance Company										169,076,961
21679	36-2661515	Illinois Farmers Insurance Company					(20,514,356)				(20,514,356)	413,725,357
21687	95-6016640	Mid Century Insurance Company					(437,639,593)	127,281,729			(310,357,864)	502,166,539
28673	74-2448744	Mid Century Insurance Company of Texas										1,067,086
10317	95-4528264	Neighborhood Spirit Property & Casualty Company					(27,352,475)				(27,352,475)	(135,616,766)
33120	65-0109120	Security National Insurance Company										191,214,961
21695	94-1663548	Texas Farmers Insurance Company					(27,352,475)				(27,352,475)	449,480,434
21709	95-2575892	Truck Insurance Exchange	71,170				(211,981,678)	91,887,691			(120,022,817)	690,801,395
		THE FOLLOWING ZURICH INSURANCE GROUP ENTITIES WITHIN NAIC GROUP CODE 0212 HAVE TRANSACTIONS WITH FARMERS INSURANCE GROUP ENTITIES WITHIN NAIC GROUP CODE 0069										
40142	36-3141762	American Zurich Insurance Company										3,857,735
19305	13-6081895	Assurance Company of America										91,640,769
	95-0725935	Farmers Group, Inc.	326,000,000	269,000,000			2,431,277,920				3,026,277,920	
63177	91-0335750	Farmers New World Life Insurance Company	(110,000,000)				(125,883,721)				(235,883,721)	660,642,996
10873	95-4650862	Farmers Reinsurance Company	(216,000,000)	(269,000,000)							(485,000,000)	(168,702,262)
	95-2670247	Fire Underwriters Association					233,043,084				233,043,084	
19356	52-0403120	Maryland Casualty Company										157,849,162
19372	13-5283360	Northern Insurance Company of New York										90,437,394
	95-2670330	Truck Underwriters Association					200,767,164				200,767,164	
70173	43-0824418	Universal Underwriters Life Insurance Company					(870,860)				(870,860)	
90557	36-3050975	Zurich America Life Insurance Company					(3,057,014)				(3,057,014)	
16535	36-4233459	Zurich American Insurance Company										110,486
	AA-1460190	Zurich Insurance Company, Ltd.										(2,190,506,608)
9999999 Control Totals									XXX			

ANNUAL STATEMENT FOR THE YEAR 2015 OF THE Bristol West Casualty Insurance Company











SUPPLEMENTAL EXHIBITS AND SCHEDULES INTERROGATORIES

The following supplemental reports are required to be filed as part of your statement filing unless specifically waived by the domiciliary state. However, in the event that your domiciliary state waives the filing requirement, your response of **WAIVED** to the specific interrogatory will be accepted in lieu of filing a "NONE" report and a bar code will be printed below. If the supplement is required of your company but is not being filed for whatever reason enter **SEE EXPLANATION** and provide an explanation following the interrogatory questions.

		Responses
MARCH FILING		
1.	Will an actuarial opinion be filed by March 1?	YES
2.	Will the Supplemental Compensation Exhibit be filed with the state of domicile by March 1?	YES
3.	Will the confidential Risk-based Capital Report be filed with the NAIC by March 1?.....	YES
4.	Will the confidential Risk-based Capital Report be filed with the state of domicile, if required by March 1?.....	YES
APRIL FILING		
5.	Will the Insurance Expense Exhibit be filed with the state of domicile and the NAIC by April 1?	YES
6.	Will Management's Discussion and Analysis be filed by April 1?	YES
7.	Will the Supplemental Investment Risk Interrogatories be filed by April 1?	YES
MAY FILING		
8.	Will this company be included in a combined annual statement which is filed with the NAIC by May 1?	YES
JUNE FILING		
9.	Will an audited financial report be filed by June 1?	YES
10.	Will Accountant's Letter of Qualifications be filed with the state of domicile and electronically with the NAIC by June 1?	YES
AUGUST FILING		
11.	Will Communication of Internal Control Related Matters Noted in Audit be filed with the state of domicile by August 1?	YES




The following supplemental reports are required to be filed as part of your annual statement filing. However, in the event that your company does not transact the type of business for which the special report must be filed, your response of **NO** to the specific interrogatory will be accepted in lieu of filing a "NONE" report and a bar code will be printed below. If the supplemental is required of your company but is not being filed for whatever reason enter **SEE EXPLANATION** and provide an explanation following the interrogatory questions.

MARCH FILING		
12.	Will Schedule SIS (Stockholder Information Supplement) be filed with the state of domicile by March 1?	NO
13.	Will the Financial Guaranty Insurance Exhibit be filed by March 1?.....	NO
14.	Will the Medicare Supplement Insurance Experience Exhibit be filed with the state of domicile and the NAIC by March 1?.....	NO
15.	Will Supplement A to Schedule T (Medical Professional Liability Supplement) be filed by March 1?	NO
16.	Will the Trusteed Surplus Statement be filed with the state of domicile and the NAIC by March 1?	NO
17.	Will the Premiums Attributed to Protected Cells Exhibit be filed by March 1?	NO
18.	Will the Reinsurance Summary Supplemental Filing for General Interrogatory 9 be filed with the state of domicile and the NAIC by March 1?	NO
19.	Will the Medicare Part D Coverage Supplement be filed with the state of domicile and the NAIC by March 1?.....	NO
20.	Will the confidential Actuarial Opinion Summary be filed with the state of domicile, if required, by March 15 (or the date otherwise specified)?.....	YES
21.	Will the Reinsurance Attestation Supplement be filed with the state of domicile and the NAIC by March 1?	YES
22.	Will the Exceptions to the Reinsurance Attestation Supplement be filed with the state of domicile by March 1?	NO
23.	Will the Bail Bond Supplement be filed with the state of domicile and the NAIC by March 1?	NO
24.	Will the Director and Officer Insurance Coverage Supplement be filed with the state of domicile and the NAIC by March 1?	NO
25.	Will an approval from the reporting entity's state of domicile for relief related to the five-year rotation requirement for lead audit partner be filed electronically with the NAIC by March 1?	NO
26.	Will an approval from the reporting entity's state of domicile for relief related to the one-year cooling off period for independent CPA be filed electronically with the NAIC by March 1?	NO
27.	Will an approval from the reporting entity's state of domicile for relief related to the Requirements for Audit Committees be filed electronically with the NAIC by March 1?.....	NO
APRIL FILING		
28.	Will the Credit Insurance Experience Exhibit be filed with the state of domicile and the NAIC by April 1?	NO
29.	Will the Long-term Care Experience Reporting Forms be filed with the state of domicile and the NAIC by April 1?	NO
30.	Will the Accident and Health Policy Experience Exhibit be filed by April 1?	NO
31.	Will the Supplemental Health Care Exhibit (Parts 1, 2 and 3) be filed with the state of domicile and the NAIC by April 1?	NO
32.	Will the regulator only (non-public) Supplemental Health Care Exhibit's Expense Allocation Report be filed with the state of domicile and the NAIC by April 1?	NO
33.	Will the Cybersecurity and Identity Theft Insurance Coverage Supplement be filed with the state of domicile and the NAIC by April 1?	NO
AUGUST FILING		
34.	Will Management's Report of Internal Control Over Financial Reporting be filed with the state of domicile by August 1?	YES
Explanations:		
12.		
13.		
14.		
15.		
16.		
17.		
18.		
19.		
22.		
23.		
24.		
25.		
26.		
27.		
28.		
29.		
30.		
31.		
32.		
33.		

Bar Codes:	
12.	SIS Stockholder Information Supplement [Document Identifier 420]
	
13.	Financial Guaranty Insurance Exhibit [Document Identifier 240]
	
14.	Medicare Supplement Insurance Experience Exhibit [Document Identifier 360]
	
15.	Supplement A to Schedule T [Document Identifier 455]
	
16.	Trusteed Surplus Statement [Document Identifier 490]
	
17.	Premiums Attributed to Protected Cells [Document Identifier 385]
	
18.	Reinsurance Summary Supplemental Filing [Document Identifier 401]
	
19.	Medicare Part D Coverage Supplement [Document Identifier 365]
	
22.	Exceptions to the Reinsurance Attestation Supplement [Document Identifier 400]
	
23.	Bail Bond Supplement [Document Identifier 500]
	

ANNUAL STATEMENT FOR THE YEAR 2015 OF THE Bristol West Casualty Insurance Company

SUPPLEMENTAL EXHIBITS AND SCHEDULES INTERROGATORIES

24.	Director and Officer Insurance Coverage Supplement [Document Identifier 505]	
25.	Relief from the five-year rotation requirement for lead audit partner [Document Identifier 224]	
26.	Relief from the one-year cooling off period for independent CPA [Document Identifier 225]	
27.	Relief from the Requirements for Audit Committees [Document Identifier 226]	
28.	Credit Insurance Experience Exhibit [Document Identifier 230]	
29.	Long-Term Care Experience Reporting Forms [Document Identifier 306]	
30.	Accident and Health Policy Experience Exhibit [Document Identifier 210]	
31.	Supplemental Health Care Exhibit (Parts 1, 2 and 3) [Document Identifier 216]	
32.	Supplemental Health Care Exhibit's Expense Allocation Report [Document Identifier 217]	
33.	Cybersecurity and Identity Theft Insurance Coverage Supplement [Document Identifier 550]	

NONE

ANNUAL STATEMENT BLANK

ALPHABETICAL INDEX

Assets	2
Cash Flow	5
Exhibit of Capital Gains (Losses)	12
Exhibit of Net Investment Income	12
Exhibit of Nonadmitted Assets	13
Exhibit of Premiums and Losses (State Page)	19
Five-Year Historical Data	17
General Interrogatories	15
Jurat Page	1
Liabilities, Surplus and Other Funds	3
Notes To Financial Statements	14
Overflow Page For Write-ins	100
Schedule A - Part 1	E01
Schedule A - Part 2	E02
Schedule A - Part 3	E03
Schedule A - Verification Between Years	SI02
Schedule B - Part 1	E04
Schedule B - Part 2	E05
Schedule B - Part 3	E06
Schedule B - Verification Between Years	SI02
Schedule BA - Part 1	E07
Schedule BA - Part 2	E08
Schedule BA - Part 3	E09
Schedule BA - Verification Between Years	SI03
Schedule D - Part 1	E10
Schedule D - Part 1A - Section 1	SI05
Schedule D - Part 1A - Section 2	SI08
Schedule D - Part 2 - Section 1	E11
Schedule D - Part 2 - Section 2	E12
Schedule D - Part 3	E13
Schedule D - Part 4	E14
Schedule D - Part 5	E15
Schedule D - Part 6 - Section 1	E16
Schedule D - Part 6 - Section 2	E16
Schedule D - Summary By Country	SI04
Schedule D - Verification Between Years	SI03
Schedule DA - Part 1	E17
Schedule DA - Verification Between Years	SI10
Schedule DB - Part A - Section 1	E18
Schedule DB - Part A - Section 2	E19
Schedule DB - Part A - Verification Between Years	SI11
Schedule DB - Part B - Section 1	E20
Schedule DB - Part B - Section 2	E21
Schedule DB - Part B - Verification Between Years	SI11
Schedule DB - Part C - Section 1	SI12
Schedule DB - Part C - Section 2	SI13
Schedule DB - Part D - Section 1	E22
Schedule DB - Part D - Section 2	E23
Schedule DB - Verification	SI14
Schedule DL - Part 1	E24
Schedule DL - Part 2	E25
Schedule E - Part 1 - Cash	E26
Schedule E - Part 2 - Cash Equivalents	E27
Schedule E - Part 3 - Special Deposits	E28
Schedule E - Verification Between Years	SI15
Schedule F - Part 1	20
Schedule F - Part 2	21
Schedule F - Part 3	22
Schedule F - Part 4	23
Schedule F - Part 5	24
Schedule F - Part 6 - Section 1	25
Schedule F - Part 6 - Section 2	26
Schedule F - Part 7	27
Schedule F - Part 8	28
Schedule F - Part 9	29

ANNUAL STATEMENT BLANK (Continued)

Schedule H - Accident and Health Exhibit - Part 1	30
Schedule H - Part 2, Part 3 and 4	31
Schedule H - Part 5 - Health Claims	32
Schedule P - Part 1 - Summary	33
Schedule P - Part 1A - Homeowners/Farmowners	35
Schedule P - Part 1B - Private Passenger Auto Liability/Medical	36
Schedule P - Part 1C - Commercial Auto/Truck Liability/Medical	37
Schedule P - Part 1D - Workers' Compensation (Excluding Excess Workers' Compensation)	38
Schedule P - Part 1E - Commercial Multiple Peril	39
Schedule P - Part 1F - Section 1 - Medical Professional Liability - Occurrence	40
Schedule P - Part 1F - Section 2 - Medical Professional Liability - Claims-Made	41
Schedule P - Part 1G - Special Liability (Ocean, Marine, Aircraft (All Perils), Boiler and Machinery)	42
Schedule P - Part 1H - Section 1 - Other Liability-Occurrence	43
Schedule P - Part 1H - Section 2 - Other Liability - Claims-Made	44
Schedule P - Part 1I - Special Property (Fire, Allied Lines, Inland Marine, Earthquake, Burglary & Theft)	45
Schedule P - Part 1J - Auto Physical Damage	46
Schedule P - Part 1K - Fidelity/Surety	47
Schedule P - Part 1L - Other (Including Credit, Accident and Health)	48
Schedule P - Part 1M - International	49
Schedule P - Part 1N - Reinsurance - Nonproportional Assumed Property	50
Schedule P - Part 1O - Reinsurance - Nonproportional Assumed Liability	51
Schedule P - Part 1P - Reinsurance - Nonproportional Assumed Financial Lines	52
Schedule P - Part 1R - Section 1 - Products Liability - Occurrence	53
Schedule P - Part 1R - Section 2 - Products Liability - Claims-Made	54
Schedule P - Part 1S - Financial Guaranty/Mortgage Guaranty	55
Schedule P - Part 1T - Warranty	56
Schedule P - Part 2, Part 3 and Part 4 - Summary	34
Schedule P - Part 2A - Homeowners/Farmowners	57
Schedule P - Part 2B - Private Passenger Auto Liability/Medical	57
Schedule P - Part 2C - Commercial Auto/Truck Liability/Medical	57
Schedule P - Part 2D - Workers' Compensation (Excluding Excess Workers' Compensation)	57
Schedule P - Part 2E - Commercial Multiple Peril	57
Schedule P - Part 2F - Section 1 - Medical Professional Liability - Occurrence	58
Schedule P - Part 2F - Section 2 - Medical Professional Liability - Claims-Made	58
Schedule P - Part 2G - Special Liability (Ocean Marine, Aircraft (All Perils), Boiler and Machinery)	58
Schedule P - Part 2H - Section 1 - Other Liability - Occurrence	58
Schedule P - Part 2H - Section 2 - Other Liability - Claims-Made	58
Schedule P - Part 2I - Special Property (Fire, Allied Lines, Inland Marine, Earthquake, Burglary, and Theft)	59
Schedule P - Part 2J - Auto Physical Damage	59
Schedule P - Part 2K - Fidelity, Surety	59
Schedule P - Part 2L - Other (Including Credit, Accident and Health)	59
Schedule P - Part 2M - International	59
Schedule P - Part 2N - Reinsurance - Nonproportional Assumed Property	60
Schedule P - Part 2O - Reinsurance - Nonproportional Assumed Liability	60
Schedule P - Part 2P - Reinsurance - Nonproportional Assumed Financial Lines	60
Schedule P - Part 2R - Section 1 - Products Liability - Occurrence	61
Schedule P - Part 2R - Section 2 - Products Liability - Claims-Made	61
Schedule P - Part 2S - Financial Guaranty/Mortgage Guaranty	61
Schedule P - Part 2T - Warranty	61
Schedule P - Part 3A - Homeowners/Farmowners	62
Schedule P - Part 3B - Private Passenger Auto Liability/Medical	62
Schedule P - Part 3C - Commercial Auto/Truck Liability/Medical	62
Schedule P - Part 3D - Workers' Compensation (Excluding Excess Workers' Compensation)	62
Schedule P - Part 3E - Commercial Multiple Peril	62
Schedule P - Part 3F - Section 1 - Medical Professional Liability - Occurrence	63
Schedule P - Part 3F - Section 2 - Medical Professional Liability - Claims-Made	63
Schedule P - Part 3G - Special Liability (Ocean Marine, Aircraft (All Perils), Boiler and Machinery)	63
Schedule P - Part 3H - Section 1 - Other Liability - Occurrence	63
Schedule P - Part 3H - Section 2 - Other Liability - Claims-Made	63
Schedule P - Part 3I - Special Property (Fire, Allied Lines, Inland Marine, Earthquake, Burglary, and Theft)	64
Schedule P - Part 3J - Auto Physical Damage	64
Schedule P - Part 3K - Fidelity/Surety	64
Schedule P - Part 3L - Other (Including Credit, Accident and Health)	64
Schedule P - Part 3M - International	64
Schedule P - Part 3N - Reinsurance - Nonproportional Assumed Property	65
Schedule P - Part 3O - Reinsurance - Nonproportional Assumed Liability	65
Schedule P - Part 3P - Reinsurance - Nonproportional Assumed Financial Lines	65
Schedule P - Part 3R - Section 1 - Products Liability - Occurrence	66
Schedule P - Part 3R - Section 2 - Products Liability - Claims-Made	66
Schedule P - Part 3S - Financial Guaranty/Mortgage Guaranty	66
Schedule P - Part 3T - Warranty	66

ANNUAL STATEMENT BLANK (Continued)

Schedule P - Part 4A - Homeowners/Farmowners	67
Schedule P - Part 4B - Private Passenger Auto Liability/Medical	67
Schedule P - Part 4C - Commercial Auto/Truck Liability/Medical	67
Schedule P - Part 4D - Workers' Compensation (Excluding Excess Workers' Compensation)	67
Schedule P - Part 4E - Commercial Multiple Peril	67
Schedule P - Part 4F - Section 1 - Medical Professional Liability - Occurrence	68
Schedule P - Part 4F - Section 2 - Medical Professional Liability - Claims-Made	68
Schedule P - Part 4G - Special Liability (Ocean Marine, Aircraft (All Perils), Boiler and Machinery)	68
Schedule P - Part 4H - Section 1 - Other Liability - Occurrence	68
Schedule P - Part 4H - Section 2 - Other Liability - Claims-Made	68
Schedule P - Part 4I - Special Property (Fire, Allied Lines, Inland Marine, Earthquake, Burglary and Theft)	69
Schedule P - Part 4J - Auto Physical Damage	69
Schedule P - Part 4K - Fidelity/Surety	69
Schedule P - Part 4L - Other (Including Credit, Accident and Health)	69
Schedule P - Part 4M - International	69
Schedule P - Part 4N - Reinsurance - Nonproportional Assumed Property	70
Schedule P - Part 4O - Reinsurance - Nonproportional Assumed Liability	70
Schedule P - Part 4P - Reinsurance - Nonproportional Assumed Financial Lines	70
Schedule P - Part 4R - Section 1 - Products Liability - Occurrence	71
Schedule P - Part 4R - Section 2 - Products Liability - Claims-Made	71
Schedule P - Part 4S - Financial Guaranty/Mortgage Guaranty	71
Schedule P - Part 4T - Warranty	71
Schedule P - Part 5A - Homeowners/Farmowners	72
Schedule P - Part 5B - Private Passenger Auto Liability/Medical	73
Schedule P - Part 5C - Commercial Auto/Truck Liability/Medical	74
Schedule P - Part 5D - Workers' Compensation (Excluding Excess Workers' Compensation)	75
Schedule P - Part 5E - Commercial Multiple Peril	76
Schedule P - Part 5F - Medical Professional Liability - Claims-Made	78
Schedule P - Part 5F - Medical Professional Liability - Occurrence	77
Schedule P - Part 5H - Other Liability - Claims-Made	80
Schedule P - Part 5H - Other Liability - Occurrence	79
Schedule P - Part 5R - Products Liability - Claims-Made	82
Schedule P - Part 5R - Products Liability - Occurrence	81
Schedule P - Part 5T - Warranty	83
Schedule P - Part 6C - Commercial Auto/Truck Liability/Medical	84
Schedule P - Part 6D - Workers' Compensation (Excluding Excess Workers' Compensation)	84
Schedule P - Part 6E - Commercial Multiple Peril	85
Schedule P - Part 6H - Other Liability - Claims-Made	86
Schedule P - Part 6H - Other Liability - Occurrence	85
Schedule P - Part 6M - International	86
Schedule P - Part 6N - Reinsurance - Nonproportional Assumed Property	87
Schedule P - Part 6O - Reinsurance - Nonproportional Assumed Liability	87
Schedule P - Part 6R - Products Liability - Claims-Made	88
Schedule P - Part 6R - Products Liability - Occurrence	88
Schedule P - Part 7A - Primary Loss Sensitive Contracts	89
Schedule P - Part 7B - Reinsurance Loss Sensitive Contracts	91
Schedule P Interrogatories	93
Schedule T - Exhibit of Premiums Written	94
Schedule T - Part 2 - Interstate Compact	95
Schedule Y - Information Concerning Activities of Insurer Members of a Holding Company Group	96
Schedule Y - Part 1A - Detail of Insurance Holding Company System	97
Schedule Y - Part 2 - Summary of Insurer's Transactions With Any Affiliates	98
Statement of Income	4
Summary Investment Schedule	SI01
Supplemental Exhibits and Schedules Interrogatories	99
Underwriting and Investment Exhibit Part 1	6
Underwriting and Investment Exhibit Part 1A	7
Underwriting and Investment Exhibit Part 1B	8
Underwriting and Investment Exhibit Part 2	9
Underwriting and Investment Exhibit Part 2A	10
Underwriting and Investment Exhibit Part 3	11