



# HEALTH QUARTERLY STATEMENT

AS OF SEPTEMBER 30, 2015  
OF THE CONDITION AND AFFAIRS OF THE

## UnitedHealthcare of Ohio, Inc.

NAIC Group Code 0707 0707 NAIC Company Code 95186 Employer's ID Number 31-1142815  
(Current) (Prior)

Organized under the Laws of Ohio, State of Domicile or Port of Entry Ohio

Country of Domicile United States of America

Licensed as business type: Health Maintenance Organization

Is HMO Federally Qualified? Yes [ ] No [ X ]

Incorporated/Organized 05/14/1985 Commenced Business 08/06/1985

Statutory Home Office OH020-3010, 9200 Worthington Road, Westerville, OH, US 43082-8823  
(Street and Number) (City or Town, State, Country and Zip Code)

Main Administrative Office OH020-3010, 9200 Worthington Road  
(Street and Number)  
Westerville, OH, US 43082-8823 614-410-7000  
(City or Town, State, Country and Zip Code) (Area Code) (Telephone Number)

Mail Address OH020-3010, 9200 Worthington Road, Westerville, OH, US 43082-8823  
(Street and Number or P.O. Box) (City or Town, State, Country and Zip Code)

Primary Location of Books and Records MN017-E900, 9700 Health Care Lane  
(Street and Number)  
Minnetonka, MN, US 55343 847-619-3670  
(City or Town, State, Country and Zip Code) (Area Code) (Telephone Number)

Internet Website Address www.uhc.com

Statutory Statement Contact Christopher Randall Iseicz, 410-949-2169  
(Name) (Area Code) (Telephone Number)  
chris\_iseicz@uhc.com 443-524-8961  
(E-mail Address) (FAX Number)

### OFFICERS

President Richard Gordon Dunlop Treasurer Robert Worth Oberrender  
Secretary Jeffrey Ryan Tredway Chief Financial Officer William Joseph Hnath

### OTHER

Nyle Brent Cottingham # Vice President Robert Charles Falkenberg Chief Executive Officer,  
Heather Anastasia Lang Jacobsen # Assistant Commercial Michelle Marie Huntley Assistant Secretary  
Secretary

### DIRECTORS OR TRUSTEES

Richard Gordon Dunlop Robert Charles Falkenberg William Joseph Hnath  
David Scott Luby

State of \_\_\_\_\_ State of \_\_\_\_\_ State of \_\_\_\_\_  
County of \_\_\_\_\_ County of \_\_\_\_\_ County of \_\_\_\_\_

The officers of this reporting entity being duly sworn, each depose and say that they are the described officers of said reporting entity, and that on the reporting period stated above, all of the herein described assets were the absolute property of the said reporting entity, free and clear from any liens or claims thereon, except as herein stated, and that this statement, together with related exhibits, schedules and explanations therein contained, annexed or referred to, is a full and true statement of all the assets and liabilities and of the condition and affairs of the said reporting entity as of the reporting period stated above, and of its income and deductions therefrom for the period ended, and have been completed in accordance with the NAIC Annual Statement Instructions and Accounting Practices and Procedures manual except to the extent that: (1) state law may differ; or, (2) that state rules or regulations require differences in reporting not related to accounting practices and procedures, according to the best of their information, knowledge and belief, respectively. Furthermore, the scope of this attestation by the described officers also includes the related corresponding electronic filing with the NAIC, when required, that is an exact copy (except for formatting differences due to electronic filing) of the enclosed statement. The electronic filing may be requested by various regulators in lieu of or in addition to the enclosed statement.

Richard Gordon Dunlop  
President

Jeffrey Ryan Tredway  
Secretary

William Joseph Hnath  
Chief Financial Officer

Subscribed and sworn to before me this \_\_\_\_\_ day of \_\_\_\_\_

Subscribed and sworn to before me this \_\_\_\_\_ day of \_\_\_\_\_

Subscribed and sworn to before me this \_\_\_\_\_ day of \_\_\_\_\_

- a. Is this an original filing?..... Yes [ X ] No [ ]  
b. If no,  
1. State the amendment number.....  
2. Date filed.....  
3. Number of pages attached.....

STATEMENT AS OF SEPTEMBER 30, 2015 OF THE UnitedHealthcare of Ohio, Inc.

**ASSETS**

	Current Statement Date			4 December 31 Prior Year Net Admitted Assets
	1 Assets	2 Nonadmitted Assets	3 Net Admitted Assets (Cols. 1 - 2)	
1. Bonds .....	132,686,882	0	132,686,882	188,942,449
2. Stocks:				
2.1 Preferred stocks .....	531,130	0	531,130	518,750
2.2 Common stocks .....	0	0	0	0
3. Mortgage loans on real estate:				
3.1 First liens .....	0	0	0	0
3.2 Other than first liens.....	0	0	0	0
4. Real estate:				
4.1 Properties occupied by the company (less \$ .....0 encumbrances) .....	0	0	0	0
4.2 Properties held for the production of income (less \$ .....0 encumbrances) .....	0	0	0	0
4.3 Properties held for sale (less \$ .....0 encumbrances) .....	0	0	0	0
5. Cash (\$ .....(1,040,563) ), cash equivalents (\$ .....0 ) and short-term investments (\$ .....20,179,172 ) .....	19,138,609	0	19,138,609	13,995,440
6. Contract loans (including \$ .....0 premium notes) .....	0	0	0	0
7. Derivatives .....	0	0	0	0
8. Other invested assets .....	0	0	0	0
9. Receivables for securities .....	3,539	0	3,539	2,686
10. Securities lending reinvested collateral assets .....	0	0	0	0
11. Aggregate write-ins for invested assets .....	0	0	0	0
12. Subtotals, cash and invested assets (Lines 1 to 11) .....	152,360,160	0	152,360,160	203,459,324
13. Title plants less \$ .....0 charged off (for Title insurers only) .....	0	0	0	0
14. Investment income due and accrued .....	1,206,577	0	1,206,577	1,924,079
15. Premiums and considerations:				
15.1 Uncollected premiums and agents' balances in the course of collection .....	18,613,335	1,703,838	16,909,497	13,768,671
15.2 Deferred premiums, agents' balances and installments booked but deferred and not yet due (including \$ .....0 earned but unbilled premiums) .....	0	0	0	0
15.3 Accrued retrospective premiums .....	0	0	0	0
16. Reinsurance:				
16.1 Amounts recoverable from reinsurers .....	684,548	0	684,548	0
16.2 Funds held by or deposited with reinsured companies .....	0	0	0	0
16.3 Other amounts receivable under reinsurance contracts .....	0	0	0	0
17. Amounts receivable relating to uninsured plans .....	20,144,321	606,814	19,537,507	16,983,403
18.1 Current federal and foreign income tax recoverable and interest thereon .....	0	0	0	2,943,367
18.2 Net deferred tax asset .....	3,858,499	0	3,858,499	2,454,080
19. Guaranty funds receivable or on deposit .....	0	0	0	0
20. Electronic data processing equipment and software .....	0	0	0	0
21. Furniture and equipment, including health care delivery assets (\$ .....0 ) .....	0	0	0	0
22. Net adjustment in assets and liabilities due to foreign exchange rates .....	0	0	0	0
23. Receivables from parent, subsidiaries and affiliates .....	0	0	0	0
24. Health care (\$ .....15,267,531 ) and other amounts receivable .....	21,638,484	6,370,953	15,267,531	16,377,480
25. Aggregate write-ins for other than invested assets .....	1,620,543	108,124	1,512,419	0
26. Total assets excluding Separate Accounts, Segregated Accounts and Protected Cell Accounts (Lines 12 to 25) .....	220,126,466	8,789,728	211,336,738	257,910,405
27. From Separate Accounts, Segregated Accounts and Protected Cell Accounts .....	0	0	0	0
28. Total (Lines 26 and 27) .....	220,126,466	8,789,728	211,336,738	257,910,405
<b>DETAILS OF WRITE-INS</b>				
1101. ....				
1102. ....				
1103. ....				
1198. Summary of remaining write-ins for Line 11 from overflow page .....	0	0	0	0
1199. Totals (Lines 1101 through 1103 plus 1198)(Line 11 above) .....	0	0	0	0
2501. Section 1343 ACA Risk Adjustment Receivable .....	1,478,181	0	1,478,181	0
2502. Federally-facilitated exchange user fees receivable .....	18,364	0	18,364	0
2503. Prepaid Premium Taxes .....	15,875	0	15,875	0
2598. Summary of remaining write-ins for Line 25 from overflow page .....	108,124	108,124	0	0
2599. Totals (Lines 2501 through 2503 plus 2598)(Line 25 above) .....	1,620,543	108,124	1,512,419	0

**LIABILITIES, CAPITAL AND SURPLUS**

	Current Period			Prior Year
	1 Covered	2 Uncovered	3 Total	4 Total
1. Claims unpaid (less \$ 290,540 reinsurance ceded)	76,730,523	0	76,730,523	108,332,045
2. Accrued medical incentive pool and bonus amounts	3,794,544	0	3,794,544	2,579,645
3. Unpaid claims adjustment expenses	810,075	0	810,075	1,073,447
4. Aggregate health policy reserves, including the liability of \$ 0 for medical loss ratio rebate per the Public Health Service Act	3,065,946	0	3,065,946	802,564
5. Aggregate life policy reserves	0	0	0	0
6. Property/casualty unearned premium reserve	0	0	0	0
7. Aggregate health claim reserves	148,510	0	148,510	138,998
8. Premiums received in advance	1,783,527	0	1,783,527	1,888,203
9. General expenses due or accrued	441,496	0	441,496	1,223,484
10.1 Current federal and foreign income tax payable and interest thereon (including \$ 0 on realized gains (losses))	4,475,706	0	4,475,706	0
10.2 Net deferred tax liability	0	0	0	0
11. Ceded reinsurance premiums payable	116,842	0	116,842	69,833
12. Amounts withheld or retained for the account of others	825	0	825	0
13. Remittances and items not allocated	3,379	0	3,379	39,264
14. Borrowed money (including \$ 0 current) and interest thereon \$ 0 (including \$ 0 current)	0	0	0	0
15. Amounts due to parent, subsidiaries and affiliates	2,143,357	0	2,143,357	4,957,991
16. Derivatives	0	0	0	0
17. Payable for securities	0	0	0	0
18. Payable for securities lending	0	0	0	0
19. Funds held under reinsurance treaties (with \$ 0 authorized reinsurers, \$ 0 unauthorized reinsurers and \$ 0 certified reinsurers)	0	0	0	0
20. Reinsurance in unauthorized and certified (\$ 0 ) companies	0	0	0	0
21. Net adjustments in assets and liabilities due to foreign exchange rates	0	0	0	0
22. Liability for amounts held under uninsured plans	1,434,432	0	1,434,432	1,813,638
23. Aggregate write-ins for other liabilities (including \$ 376,099 current)	376,099	0	376,099	140,346
24. Total liabilities (Lines 1 to 23)	95,325,260	0	95,325,260	123,059,456
25. Aggregate write-ins for special surplus funds	XXX	XXX	9,232,872	16,886,331
26. Common capital stock	XXX	XXX	37,329,784	37,329,784
27. Preferred capital stock	XXX	XXX	0	0
28. Gross paid in and contributed surplus	XXX	XXX	42,000,000	42,000,000
29. Surplus notes	XXX	XXX	0	0
30. Aggregate write-ins for other than special surplus funds	XXX	XXX	0	0
31. Unassigned funds (surplus)	XXX	XXX	27,448,821	38,634,833
32. Less treasury stock, at cost:				
32.1 0 shares common (value included in Line 26 \$ 0 )	XXX	XXX	0	0
32.2 0 shares preferred (value included in Line 27 \$ 0 )	XXX	XXX	0	0
33. Total capital and surplus (Lines 25 to 31 minus Line 32)	XXX	XXX	116,011,477	134,850,948
34. Total liabilities, capital and surplus (Lines 24 and 33)	XXX	XXX	211,336,738	257,910,405
<b>DETAILS OF WRITE-INS</b>				
2301. Section 1343 ACA Risk Adjustment Payable	368,853	0	368,853	6,053
2302. Unclaimed Property	7,246	0	7,246	134,293
2303. ....				
2398. Summary of remaining write-ins for Line 23 from overflow page	0	0	0	0
2399. Totals (Lines 2301 through 2303 plus 2398)(Line 23 above)	376,099	0	376,099	140,346
2501. Section 9010 ACA Subsequent Fee Year Assessment	XXX	XXX	9,232,872	16,886,331
2502. ....	XXX	XXX		
2503. ....	XXX	XXX		
2598. Summary of remaining write-ins for Line 25 from overflow page	XXX	XXX	0	0
2599. Totals (Lines 2501 through 2503 plus 2598)(Line 25 above)	XXX	XXX	9,232,872	16,886,331
3001. ....	XXX	XXX		
3002. ....	XXX	XXX		
3003. ....	XXX	XXX		
3098. Summary of remaining write-ins for Line 30 from overflow page	XXX	XXX	0	0
3099. Totals (Lines 3001 through 3003 plus 3098)(Line 30 above)	XXX	XXX	0	0

**STATEMENT OF REVENUE AND EXPENSES**

	Current Year To Date		Prior Year To Date	Prior Year Ended December 31
	1 Uncovered	2 Total	3 Total	4 Total
1. Member Months	XXX	564,630	744,330	987,030
2. Net premium income ( including \$ .....0 non-health premium income)	XXX	518,546,639	669,469,955	877,626,098
3. Change in unearned premium reserves and reserve for rate credits	XXX	(1,432,382)	(76,894)	1,953,530
4. Fee-for-service (net of \$ .....0 medical expenses)	XXX	0	0	0
5. Risk revenue	XXX	0	0	0
6. Aggregate write-ins for other health care related revenues	XXX	0	0	0
7. Aggregate write-ins for other non-health revenues	XXX	0	0	0
8. Total revenues (Lines 2 to 7)	XXX	517,114,257	669,393,061	879,579,627
<b>Hospital and Medical:</b>				
9. Hospital/medical benefits	0	357,648,639	510,860,966	682,049,324
10. Other professional services	0	341,616	537,574	662,753
11. Outside referrals	0	0	0	0
12. Emergency room and out-of-area	0	0	0	0
13. Prescription drugs	0	25,873,116	39,696,254	46,494,931
14. Aggregate write-ins for other hospital and medical	0	0	0	0
15. Incentive pool, withhold adjustments and bonus amounts	0	4,692,960	3,402,197	3,853,562
16. Subtotal (Lines 9 to 15)	0	388,556,331	554,496,990	733,060,571
<b>Less:</b>				
17. Net reinsurance recoveries	0	975,087	0	0
18. Total hospital and medical (Lines 16 minus 17)	0	387,581,244	554,496,990	733,060,571
19. Non-health claims (net)	0	0	0	0
20. Claims adjustment expenses, including \$ .....9,590,769 cost containment expenses	0	18,285,540	26,273,936	32,779,668
21. General administrative expenses	0	53,076,664	62,194,382	80,294,448
22. Increase in reserves for life and accident and health contracts (including \$ .....0 increase in reserves for life only)	0	831,000	(862,000)	(862,000)
23. Total underwriting deductions (Lines 18 through 22)	0	459,774,447	642,103,308	845,272,687
24. Net underwriting gain or (loss) (Lines 8 minus 23)	XXX	57,339,810	27,289,753	34,306,940
25. Net investment income earned	0	3,325,603	3,858,971	5,157,978
26. Net realized capital gains (losses) less capital gains tax of \$ .....674,592	0	1,223,453	507,928	468,095
27. Net investment gains (losses) (Lines 25 plus 26)	0	4,549,057	4,366,899	5,626,073
28. Net gain or (loss) from agents' or premium balances charged off [(amount recovered \$ .....0 ) (amount charged off \$ .....(712,035) )]	0	(712,035)	(54,967)	(255,313)
29. Aggregate write-ins for other income or expenses	0	0	(37)	(37)
30. Net income or (loss) after capital gains tax and before all other federal income taxes (Lines 24 plus 27 plus 28 plus 29)	XXX	61,176,831	31,601,648	39,677,664
31. Federal and foreign income taxes incurred	XXX	26,786,343	15,961,948	18,101,064
32. Net income (loss) (Lines 30 minus 31)	XXX	34,390,488	15,639,700	21,576,600
<b>DETAILS OF WRITE-INS</b>				
0601.	XXX			
0602.	XXX			
0603.	XXX			
0698. Summary of remaining write-ins for Line 6 from overflow page	XXX	0	0	0
0699. Totals (Lines 0601 through 0603 plus 0698)(Line 6 above)	XXX	0	0	0
0701.	XXX			
0702.	XXX			
0703.	XXX			
0798. Summary of remaining write-ins for Line 7 from overflow page	XXX	0	0	0
0799. Totals (Lines 0701 through 0703 plus 0798)(Line 7 above)	XXX	0	0	0
1401.				
1402.				
1403.				
1498. Summary of remaining write-ins for Line 14 from overflow page	0	0	0	0
1499. Totals (Lines 1401 through 1403 plus 1498)(Line 14 above)	0	0	0	0
2901. Fines and Penalties	0	0	(37)	(37)
2902.				
2903.				
2998. Summary of remaining write-ins for Line 29 from overflow page	0	0	0	0
2999. Totals (Lines 2901 through 2903 plus 2998)(Line 29 above)	0	0	(37)	(37)

**STATEMENT OF REVENUE AND EXPENSES (Continued)**

	1 Current Year to Date	2 Prior Year to Date	3 Prior Year Ended December 31
<b>CAPITAL AND SURPLUS ACCOUNT</b>			
33. Capital and surplus prior reporting year.....	134,850,948	126,612,875	126,612,875
34. Net income or (loss) from Line 32.....	34,390,488	15,639,700	21,576,600
35. Change in valuation basis of aggregate policy and claim reserves.....	0	0	0
36. Change in net unrealized capital gains (losses) less capital gains tax of \$ ..... 0	12,380	17,553	14,472
37. Change in net unrealized foreign exchange capital gain or (loss).....	0	0	0
38. Change in net deferred income tax.....	1,404,419	702,324	(62,110)
39. Change in nonadmitted assets.....	(3,146,758)	(2,870,403)	(790,889)
40. Change in unauthorized and certified reinsurance.....	0	0	0
41. Change in treasury stock.....	0	0	0
42. Change in surplus notes.....	0	0	0
43. Cumulative effect of changes in accounting principles.....	0	0	0
44. Capital Changes:			
44.1 Paid in.....	0	0	0
44.2 Transferred from surplus (Stock Dividend).....	0	0	0
44.3 Transferred to surplus.....	0	0	0
45. Surplus adjustments:			
45.1 Paid in.....	0	0	0
45.2 Transferred to capital (Stock Dividend).....	0	0	0
45.3 Transferred from capital.....	0	0	0
46. Dividends to stockholders.....	(51,500,000)	(12,500,000)	(12,500,000)
47. Aggregate write-ins for gains or (losses) in surplus.....	0	0	0
48. Net change in capital & surplus (Lines 34 to 47).....	(18,839,471)	989,174	8,238,073
49. Capital and surplus end of reporting period (Line 33 plus 48)	116,011,477	127,602,049	134,850,948
<b>DETAILS OF WRITE-INS</b>			
4701. ....			
4702. ....			
4703. ....			
4798. Summary of remaining write-ins for Line 47 from overflow page.....	0	0	0
4799. Totals (Lines 4701 through 4703 plus 4798)(Line 47 above)	0	0	0

**CASH FLOW**

	1 Current Year To Date	2 Prior Year To Date	3 Prior Year Ended December 31
<b>Cash from Operations</b>			
1. Premiums collected net of reinsurance .....	512,651,440	678,935,766	879,910,935
2. Net investment income .....	5,862,203	6,275,614	7,893,261
3. Miscellaneous income .....	0	0	0
4. Total (Lines 1 to 3) .....	518,513,643	685,211,379	887,804,196
5. Benefit and loss related payments .....	419,122,130	568,929,077	745,651,122
6. Net transfers to Separate Accounts, Segregated Accounts and Protected Cell Accounts .....	0	0	0
7. Commissions, expenses paid and aggregate write-ins for deductions .....	76,152,287	92,821,630	118,368,537
8. Dividends paid to policyholders .....	0	0	0
9. Federal and foreign income taxes paid (recovered) net of \$ .....0 tax on capital gains (losses) .....	20,041,862	10,633,552	17,815,553
10. Total (Lines 5 through 9) .....	515,316,279	672,384,259	881,835,213
11. Net cash from operations (Line 4 minus Line 10) .....	3,197,364	12,827,121	5,968,983
<b>Cash from Investments</b>			
12. Proceeds from investments sold, matured or repaid:			
12.1 Bonds .....	83,974,415	68,892,566	73,496,624
12.2 Stocks .....	0	0	0
12.3 Mortgage loans .....	0	0	0
12.4 Real estate .....	0	0	0
12.5 Other invested assets .....	0	0	0
12.6 Net gains or (losses) on cash, cash equivalents and short-term investments .....	6	0	(18)
12.7 Miscellaneous proceeds .....	0	1,033,165	1,244
12.8 Total investment proceeds (Lines 12.1 to 12.7) .....	83,974,421	69,925,731	73,497,850
13. Cost of investments acquired (long-term only):			
13.1 Bonds .....	27,679,262	40,162,369	48,381,069
13.2 Stocks .....	0	0	0
13.3 Mortgage loans .....	0	0	0
13.4 Real estate .....	0	0	0
13.5 Other invested assets .....	0	0	0
13.6 Miscellaneous applications .....	853	2,237	0
13.7 Total investments acquired (Lines 13.1 to 13.6) .....	27,680,115	40,164,606	48,381,069
14. Net increase (or decrease) in contract loans and premium notes .....	0	0	0
15. Net cash from investments (Line 12.8 minus Line 13.7 and Line 14) .....	56,294,306	29,761,125	25,116,781
<b>Cash from Financing and Miscellaneous Sources</b>			
16. Cash provided (applied):			
16.1 Surplus notes, capital notes .....	0	0	0
16.2 Capital and paid in surplus, less treasury stock .....	0	0	0
16.3 Borrowed funds .....	0	0	0
16.4 Net deposits on deposit-type contracts and other insurance liabilities .....	0	0	0
16.5 Dividends to stockholders .....	51,500,000	12,500,000	12,500,000
16.6 Other cash provided (applied) .....	(2,848,500)	(22,356,330)	(22,301,010)
17. Net cash from financing and miscellaneous sources (Line 16.1 through Line 16.4 minus Line 16.5 plus Line 16.6) .....	(54,348,500)	(34,856,330)	(34,801,009)
<b>RECONCILIATION OF CASH, CASH EQUIVALENTS AND SHORT-TERM INVESTMENTS</b>			
18. Net change in cash, cash equivalents and short-term investments (Line 11, plus Lines 15 and 17) .....	5,143,169	7,731,916	(3,715,245)
19. Cash, cash equivalents and short-term investments:			
19.1 Beginning of year .....	13,995,440	17,710,685	17,710,685
19.2 End of period (Line 18 plus Line 19.1) .....	19,138,609	25,442,601	13,995,440

Note: Supplemental disclosures of cash flow information for non-cash transactions:

**EXHIBIT OF PREMIUMS, ENROLLMENT AND UTILIZATION**

	1 Total	Comprehensive (Hospital & Medical)		4 Medicare Supplement	5 Vision Only	6 Dental Only	7 Federal Employees Health Benefit Plan	8 Title XVIII Medicare	9 Title XIX Medicaid	10 Other
		2 Individual	3 Group							
<b>Total Members at end of:</b>										
1. Prior Year .....	80,542	17	4,221	0	0	0	0	76,304	0	0
2. First Quarter .....	63,774	2,728	4,521	0	0	0	0	56,525	0	0
3. Second Quarter .....	62,208	2,805	3,924	0	0	0	0	55,479	0	0
4. Third Quarter .....	61,833	3,152	3,965	0	0	0	0	54,716	0	0
5. Current Year	0	0	0	0	0	0	0	0	0	0
6. Current Year Member Months	564,630	23,197	37,397	0	0	0	0	504,036	0	0
<b>Total Member Ambulatory Encounters for Period:</b>										
7. Physician .....	929,733	23,324	21,251	0	0	0	0	885,158	0	0
8. Non-Physician .....	401,241	1,307	1,191	0	0	0	0	398,743	0	0
9. Total	1,330,974	24,631	22,442	0	0	0	0	1,283,901	0	0
10. Hospital Patient Days Incurred	88,096	911	407	0	0	0	0	86,778	0	0
11. Number of Inpatient Admissions	42,735	237	146	0	0	0	0	42,352	0	0
12. Health Premiums Written (a) .....	519,126,324	11,260,297	14,342,461	0	0	0	0	493,628,436	0	(104,870)
13. Life Premiums Direct .....	0	0	0	0	0	0	0	0	0	0
14. Property/Casualty Premiums Written .....	0	0	0	0	0	0	0	0	0	0
15. Health Premiums Earned .....	517,693,943	11,260,297	14,342,191	0	0	0	0	492,196,325	0	(104,870)
16. Property/Casualty Premiums Earned .....	0	0	0	0	0	0	0	0	0	0
17. Amount Paid for Provision of Health Care Services.....	419,122,130	8,726,641	9,333,301	0	0	0	0	401,210,632	0	(148,444)
18. Amount Incurred for Provision of Health Care Services	388,556,331	11,143,276	9,414,674	0	0	0	0	368,152,630	0	(154,249)

(a) For health premiums written: amount of Medicare Title XVIII exempt from state taxes or fees \$ .....493,628,436



**UNDERWRITING AND INVESTMENT EXHIBIT**

**ANALYSIS OF CLAIMS UNPAID - PRIOR YEAR - NET OF REINSURANCE**

Line of Business	Claims Paid Year to Date		Liability End of Current Quarter		5 Claims Incurred in Prior Years (Columns 1 + 3)	6 Estimated Claim Reserve and Claim Liability December 31 of Prior Year
	1 On Claims Incurred Prior to January 1 of Current Year	2 On Claims Incurred During the Year	3 On Claims Unpaid Dec. 31 of Prior Year	4 On Claims Incurred During the Year		
1. Comprehensive (hospital and medical) .....	643,825	16,731,139	30,779	3,934,344	674,604	1,493,859
2. Medicare Supplement .....	0	0	0	0	0	0
3. Dental Only .....	0	0	0	0	0	0
4. Vision Only .....	0	0	0	0	0	0
5. Federal Employees Health Benefits Plan .....	0	0	0	0	0	0
6. Title XVIII - Medicare .....	74,993,812	322,739,191	4,290,353	68,623,557	79,284,165	106,971,380
7. Title XIX - Medicaid .....	0	0	0	0	0	0
8. Other health .....	(148,444)	0	0	0	(148,444)	5,804
9. Health subtotal (Lines 1 to 8) .....	75,489,193	339,470,330	4,321,132	72,557,901	79,810,325	108,471,043
10. Healthcare receivables (a) .....	5,345,203	14,463,308	0	1,829,972	5,345,203	21,159,256
11. Other non-health .....	0	0	0	0	0	0
12. Medical incentive pools and bonus amounts .....	3,373,946	104,113	1,742,120	2,052,423	5,116,066	2,579,645
13. Totals (Lines 9-10+11+12)	73,517,936	325,111,135	6,063,252	72,780,352	79,581,188	89,891,432

(a) Excludes \$ 0 loans or advances to providers not yet expensed.

6

---

## NOTES TO FINANCIAL STATEMENTS

---

### 1. SUMMARY OF SIGNIFICANT ACCOUNTING POLICIES

#### A. Accounting Practices

The statutory basis financial statements of UnitedHealthcare of Ohio, Inc. (the "Company") are presented on the basis of accounting practices prescribed or permitted by the Ohio Department of Insurance (the "Department").

The Department recognizes only statutory accounting practices, prescribed or permitted by the State of Ohio, for determining and reporting the financial condition and results of operations of a health maintenance organization ("HMO"), for determining its solvency under Ohio Insurance Law. The state prescribes the use of the National Association of Insurance Commissioners' ("NAIC") Accounting Practices and Procedures manual ("NAIC SAP") in effect for the accounting periods covered in the statutory basis financial statements.

No significant differences exist between the practices prescribed or permitted by the State of Ohio and those prescribed or permitted by the NAIC SAP that materially affect the statutory basis net income and capital and surplus as illustrated in the table below:

	State of Domicile	September 30, 2015	December 31, 2014
<b>Net Income</b>			
(1) Company state basis	Ohio	\$ 34,390,488	\$ 21,576,600
(2) State prescribed practices that increase/(decrease) NAIC SAP: Not Applicable	Ohio	-	-
(3) State permitted practices that increase/(decrease) NAIC SAP: Not Applicable	Ohio	-	-
(4) NAIC SAP (1-2-3=4)	Ohio	<u>\$ 34,390,488</u>	<u>\$ 21,576,600</u>
<b>Capital and Surplus</b>			
(5) Company state basis	Ohio	\$ 116,011,477	\$ 134,850,948
(6) State prescribed practices that increase/(decrease) NAIC SAP: Not Applicable	Ohio	-	-
(7) State permitted practices that increase/(decrease) NAIC SAP: Not Applicable	Ohio	-	-
(8) NAIC SAP (5-6-7=8)	Ohio	<u>\$ 116,011,477</u>	<u>\$ 134,850,948</u>

#### B. Use of Estimates in the Preparation of the Statutory Basis Financial Statements

No significant change.

#### C. Accounting Policy

(1–5) No significant change.

(6) U.S. government and agency securities and corporate debt securities include loan-backed securities (mortgage-backed securities and asset-backed securities), which are valued using the retrospective adjustment methodology. Prepayment assumptions for the determination of the amortized cost of loan-backed securities are based on a three-month constant prepayment rate history obtained from external data source vendors. The Company's investment policy limits investments in nonagency residential mortgage-backed securities, including home equity and sub-prime mortgages, to 10% of total cash and invested assets. Total investments in mortgage-backed securities or asset-backed securities cannot exceed more than 30% of total cash and invested assets.

(7–13) No significant change.

### 2. ACCOUNTING CHANGES AND CORRECTION OF ERRORS

No significant change.

### 3. BUSINESS COMBINATIONS AND GOODWILL

A–D. No significant change.

**4. DISCONTINUED OPERATIONS**

(1–5) No significant change.

**5. INVESTMENTS AND OTHER INVESTED ASSETS****A. Mortgage Loans, including Mezzanine Real Estate Loans**

No significant change.

**B. Debt Restructuring**

No significant change.

**C. Reverse Mortgages**

No significant change.

**D. Loan-Backed Securities**

- (1) U.S. government and agency securities and corporate debt securities include loan-backed securities, which are valued using the retrospective adjustment methodology. Prepayment assumptions for the determination of the amortized cost of loan-backed securities are based on a three-month constant prepayment rate history obtained from external data source vendors.
- (2) The Company did not recognize any other-than-temporary impairments (“OTTIs”) on loan-backed securities as of September 30, 2015.
- (3) As of September 30, 2015, the Company did not have any loan-backed securities with an OTTI to report by CUSIP.
- (4) The following table illustrates the fair value, gross unrealized losses, and length of time that the loan-backed securities have been in a continuous unrealized loss position as of September 30, 2015 and December 31, 2014:

	<b>September 30, 2015</b>
The aggregate amount of unrealized losses:	
1. Less than 12 months	\$ (85,438)
2. 12 Months or longer	(133,501)
The aggregate related fair value of securities with unrealized losses:	
1. Less than 12 months	11,272,906
2. 12 Months or longer	7,608,375
	<b>December 31, 2014</b>
The aggregate amount of unrealized losses:	
1. Less than 12 months	\$ (23,867)
2. 12 Months or longer	(225,275)
The aggregate related fair value of securities with unrealized losses:	
1. Less than 12 months	2,793,211
2. 12 Months or longer	16,389,332

- (5) The Company believes that it will collect all principal and interest due on all investments that have an amortized cost in excess of fair value. The unrealized losses as of September 30, 2015 were primarily caused by interest rate increases and not by unfavorable changes in the credit ratings associated with these securities.

**E. Repurchase Agreements and/or Securities Lending Transactions**

The Company does not have any repurchase agreements and/or securities lending transactions.

**F. Real Estate**

No significant change.

**G. Low-Income Housing Tax Credits**

No significant change.

**H. Restricted Assets**

No significant change.

**I. Working Capital Finance Investments**

Not applicable.

**J. Offsetting and Netting of Assets and Liabilities**

The Company does not have any offsetting or netting of assets and liabilities as it relates to derivatives, repurchase and reverse repurchase agreements, and securities borrowing and securities lending activities.

**K. Structured Notes**

The Company does not have any structured notes.

**6. JOINT VENTURES, PARTNERSHIPS, AND LIMITED LIABILITY COMPANIES**

A–B. No significant change.

**7. INVESTMENT INCOME**

A–B. No significant change.

**8. DERIVATIVE INSTRUMENTS**

A–F. No significant change.

**9. INCOME TAXES**

A–G. No significant change.

The provision for federal income taxes incurred is different from that which would be obtained by applying the statutory federal income tax rate of 35% to net gain before federal income taxes, and net realized capital gains primarily as a result of the annual health insurer fee under Section 9010 of the Patient Protection and Affordable Care Act (“ACA”) which is non-deductible for tax purposes. The Company is required to expense 100% of the estimated annual fee on January 1, 2015. The Company’s health insurer fee impact is \$16,868,902 in 2015, which was paid in September 2015.

**10. INFORMATION CONCERNING PARENT, SUBSIDIARIES, AND AFFILIATES**

**A–L. Material Related Party Transactions**

No significant change.

**11. DEBT**

A–B. No significant change.

**12. RETIREMENT PLANS, DEFERRED COMPENSATION, POSTEMPLOYMENT BENEFITS AND COMPENSATED ABSENCES, AND OTHER POSTRETIREMENT BENEFIT PLANS**

A–I. The Company has no defined benefit plans, defined contribution plans, multiemployer plans, consolidated/holding company plans, postemployment benefits, and compensated absences plans and is not impacted by the Medicare Modernization Act on postretirement benefits, since all personnel are employees of United Healthcare Services, Inc. (“UHS”), which provides services to the Company under the terms of a management agreement.

**13. CAPITAL AND SURPLUS, SHAREHOLDERS’ DIVIDEND RESTRICTIONS, AND QUASI-REORGANIZATIONS**

(1–3) No significant change.

(4) On May 21, 2015, the Company declared an ordinary cash dividend of \$21,500,000 to the sole shareholder, UnitedHealthcare, Inc. The dividend was paid on June 11, 2015. The ordinary dividend complied with the provisions set forth in the statutes of Ohio. The dividend was recorded as a reduction to unassigned surplus.

On August 25, 2015, the Company declared an extraordinary cash dividend of \$30,000,000 to the sole shareholder, UnitedHealthcare, Inc. The dividend was approved by the Department on September 4, 2015, and paid on September 28, 2015. The extraordinary dividend complied with the provisions set forth in the statutes of Ohio. The dividend was recorded as a reduction to unassigned surplus.

(5–13) No significant change.

**14. LIABILITIES, CONTINGENCIES AND ASSESSMENTS**

A–F. No significant change.

**15. LEASES**

A–B. No significant change.

**16. INFORMATION ABOUT FINANCIAL INSTRUMENTS WITH OFF-BALANCE-SHEET RISK AND FINANCIAL INSTRUMENTS WITH CONCENTRATIONS OF CREDIT RISK**

(1–4) No significant change.

**17. SALE, TRANSFER, AND SERVICING OF FINANCIAL ASSETS AND EXTINGUISHMENTS OF LIABILITIES**

A. The Company did not have any transfers of receivables reported as sales as of September 30, 2015 or December 31, 2014.

B. The Company did not have any transfer and servicing of financial assets as of September 30, 2015 or December 31, 2014.

C. No transactions involving wash sales of securities with an NAIC designation of 3 or below or unrated securities occurred as of September 30, 2015 or the year ended December 31, 2014.

**18. GAIN OR LOSS TO THE REPORTING ENTITY FROM UNINSURED PLANS AND THE UNINSURED PORTION OF PARTIALLY INSURED PLANS**

A–B. No significant change.

**C. Medicare or Other Similarly Structured Cost Based Reimbursement Contract**

The Medicare Part D program is a partially insured plan. The Company recorded a receivable in amounts receivable relating to uninsured plans in the statutory basis statements of admitted assets, liabilities, and capital and surplus of \$17,915,693 and \$13,833,334 as of September 30, 2015 and December 31, 2014, respectively, for cost reimbursement under the Medicare Part D program for the catastrophic reinsurance and low-income member cost-sharing subsidies. The Company also recorded a receivable of \$1,621,814 and \$3,150,070 and a payable of \$1,335,738 and \$1,813,638 as of September 30, 2015 and December 31, 2014, respectively, for the Medicare Part D Coverage Gap Discount Program in amounts receivable relating to uninsured plans and liability for amounts held under uninsured plans in the statutory basis statements of admitted assets, liabilities, and capital and surplus.

The Company receives payments from the Centers for Medicare and Medicaid Services (“CMS”) under the ACA Cost Sharing Reductions (“CSR”) program designed to reduce copayments, deductibles, and coinsurance for lower-income members. There is no risk to the Company as a result of the CSR program. Overpayments from CMS are reported in liability for amounts held under uninsured plans and underpayments are reported in amounts receivable relating to uninsured plans in the statutory basis statements of admitted assets, liabilities, and capital and surplus. The Company has recorded a liability of \$98,694 and \$0 for the CSR program as of September 30, 2015 and December 31, 2014, respectively.

**19. DIRECT PREMIUM WRITTEN/PRODUCED BY MANAGING GENERAL AGENTS/THIRD-PARTY ADMINISTRATORS**

No significant change.

**20. FAIR VALUE MEASUREMENT**

The NAIC SAP defines fair value, establishes a framework for measuring fair value, and outlines the disclosure requirements related to fair value measurements. The fair value hierarchy is as follows:

*Level 1* — Quoted (unadjusted) prices for identical assets in active markets.

*Level 2* — Other observable inputs, either directly or indirectly, including:

- Quoted prices for similar assets in active markets;
- Quoted prices for identical or similar assets in nonactive markets (few transactions, limited information, noncurrent prices, high variability over time, etc.);
- Inputs other than quoted prices that are observable for the asset (interest rates, yield curves, volatilities, default rates, etc.);

- Inputs that are derived principally from or corroborated by other observable market data.

*Level 3* — Unobservable inputs that cannot be corroborated by observable market data.

The estimated fair values of bonds, short-term investments and preferred stocks are based on quoted market prices, where available. The Company obtains one price for each security primarily from a third-party pricing service (“pricing service”), which generally uses quoted prices or other observable inputs for the determination of fair value. The pricing service normally derives the security prices through recently reported trades for identical or similar securities, making adjustments through the reporting date based upon available observable market information. For securities not actively traded, the pricing service may use quoted market prices of comparable instruments or discounted cash flow analyses, incorporating inputs that are currently observable in the markets for similar securities. Inputs that are often used in the valuation methodologies include, but are not limited to, non-binding broker quotes, benchmark yields, credit spreads, default rates and prepayment speeds. As the Company is responsible for the determination of fair value, it performs quarterly analyses on the prices received from the pricing service to determine whether the prices are reasonable estimates of fair value. Specifically, the Company compares the prices received from the pricing service to a secondary pricing source; prices reported by its custodian, its investment consultant and third-party investment advisors. Additionally, the Company compares changes in the reported market values and returns to relevant market indices to test the reasonableness of the reported prices. The Company’s internal price verification procedures and review of fair value methodology documentation provided by independent pricing services have not historically resulted in an adjustment in the prices obtained from the pricing service.

In instances in which the inputs used to measure fair value fall into different levels of the fair value hierarchy, the fair value measurement has been determined based on the lowest-level input that is significant to the fair value measurement in its entirety. The Company’s assessment of the significance of a particular item to the fair value measurement in its entirety requires judgment, including the consideration of inputs specific to the asset or liability.

#### **A. Fair Value**

##### **(1) Fair Value Measurements at Reporting Date**

The following table presents information about the Company’s financial assets that are measured and reported at fair value at September 30, 2015 and December 31, 2014, in the statutory basis statements of admitted assets, liabilities, and capital and surplus according to the valuation techniques the Company used to determine their fair values:

STATEMENT AS OF SEPTEMBER 30, 2015 OF THE UnitedHealthcare of Ohio, Inc.

Description for Each Class of Asset or Liability	September 30, 2015			
	(Level 1)	(Level 2)	(Level 3)	Total
a. Assets at fair value:				
Perpetual preferred stock				
Industrial and misc	(a) \$ -	\$ 531,130	\$ -	\$ 531,130
Parent, subsidiaries, and affiliates	-	-	-	-
Total perpetual preferred stocks	-	531,130	-	531,130
Bonds:				
U.S. governments	-	-	-	-
Industrial and misc	-	-	-	-
Hybrid securities	-	-	-	-
Parent, subsidiaries, and affiliates	-	-	-	-
Total bonds	-	-	-	-
Common stock:				
Industrial and misc	-	-	-	-
Parent, subsidiaries, and affiliates	-	-	-	-
Total common stock	-	-	-	-
Derivative assets:				
Interest rate contracts	-	-	-	-
Foreign exchange contracts	-	-	-	-
Credit contracts	-	-	-	-
Commodity futures contracts	-	-	-	-
Commodity forward contracts	-	-	-	-
Total derivatives	-	-	-	-
Separate account assets	-	-	-	-
Total assets at fair value	\$ -	\$ 531,130	\$ -	\$ 531,130
b. Liabilities at fair value:				
Derivative liabilities	\$ -	\$ -	\$ -	\$ -
Total liabilities at fair value	\$ -	\$ -	\$ -	\$ -

## STATEMENT AS OF SEPTEMBER 30, 2015 OF THE UnitedHealthcare of Ohio, Inc.

Description for Each Class of Asset or Liability	December 31, 2014			
	(Level 1)	(Level 2)	(Level 3)	Total
a. Assets at fair value:				
Perpetual preferred stock				
Industrial and misc	(a) \$ -	\$ 518,750	\$ -	\$ 518,750
Parent, subsidiaries, and affiliates	-	-	-	-
Total perpetual preferred stocks	-	518,750	-	518,750
Bonds:				
U.S. governments	-	-	-	-
Industrial and misc	-	-	-	-
Hybrid securities	-	-	-	-
Parent, subsidiaries, and affiliates	-	-	-	-
Total bonds	-	-	-	-
Common stock:				
Industrial and misc	-	-	-	-
Parent, subsidiaries, and affiliates	-	-	-	-
Total common stock	-	-	-	-
Derivative assets:				
Interest rate contracts	-	-	-	-
Foreign exchange contracts	-	-	-	-
Credit contracts	-	-	-	-
Commodity futures contracts	-	-	-	-
Commodity forward contracts	-	-	-	-
Total derivatives	-	-	-	-
Separate account assets	-	-	-	-
Total assets at fair value	\$ -	\$ 518,750	\$ -	\$ 518,750
b. Liabilities at fair value:				
Derivative liabilities	\$ -	\$ -	\$ -	\$ -
Total liabilities at fair value	\$ -	\$ -	\$ -	\$ -

There were no transfers between Levels 1 and 2 during the nine months ended September 30, 2015 and the year ended December 31, 2014.

- (2) The Company does not have any financial assets with a fair value hierarchy of Level 3 that were measured and reported at fair value.
- (3) Transfers between fair value hierarchy levels, if any, are recorded as of the beginning of the reporting period in which the transfer occurs. There were no transfers between Levels 1, 2 or 3 of any financial assets or liabilities during the nine months ended September 30, 2015 and the year ended December 31, 2014.
- (4) **Investments** — Fair values of equity securities are based on quoted market prices, where available. The Company obtains one price for each security primarily from a third-party pricing service (“pricing service”), which generally uses quoted prices or other observable inputs for the determination of fair value. The pricing service normally derives the security prices through recently reported trades for identical or similar securities, and, if necessary, makes adjustments through the reporting date based upon available observable market information. For securities not actively traded, the pricing service may use quoted market prices of comparable instruments or discounted cash flow analyses, incorporating inputs that are currently observable in the markets for similar securities. Inputs that are often used in the valuation methodologies include, but are not limited to, benchmark yields, credit spreads, default rates, prepayment speeds and non-binding broker quotes. As the Company is responsible for the determination of fair value, it performs quarterly analyses on the prices received from the pricing service to determine whether the prices are reasonable estimates of fair value. Specifically, the Company compares the prices received from the pricing service to prices reported by a secondary pricing source, such as its custodian, its investment consultant and third-party investment advisors. Additionally, the Company compares changes in the reported market values and returns to relevant market indices to test the reasonableness of the reported prices. The Company’s internal price verification procedures and reviews of fair value methodology documentation provided by independent pricing services have not historically resulted in adjustment in the prices obtained from the pricing service.
- (5) The Company has no derivative assets and liabilities to disclose.

**B. Fair Value Combination** — Not applicable.**C. Aggregate Fair Value Hierarchy**

The aggregate fair value by hierarchy of all financial instruments as of September 30, 2015 and December 31, 2014, is presented in the table below:

Types of Financial Investment	September 30, 2015					Not Practical Carrying Value
	Aggregate Fair Value	Admitted Assets	(Level 1)	(Level 2)	(Level 3)	
U.S. government and agency securities	\$ 20,488,229	\$ 20,164,101	\$ 2,461,043	\$ 18,027,186	\$ -	\$ -
State and agency municipalities	34,341,977	33,996,547	-	34,341,977	-	-
City and county municipalities	27,568,706	27,126,488	-	27,568,706	-	-
Corporate debt securities	52,876,966	52,435,817	-	52,876,966	-	-
Money-market funds	19,143,101	19,143,101	19,143,101	-	-	-
Equity	528,125	531,130	-	528,125	-	-
Total bonds, short-term investments, and equity	<u>\$ 154,947,104</u>	<u>\$ 153,397,184</u>	<u>\$ 21,604,144</u>	<u>\$ 133,342,960</u>	<u>\$ -</u>	<u>\$ -</u>

Types of Financial Investment	December 31, 2014					Not Practical Carrying Value
	Aggregate Fair Value	Admitted Assets	(Level 1)	(Level 2)	(Level 3)	
U.S. government and agency securities	\$ 28,315,545	\$ 27,806,040	\$ 976,347	\$ 27,339,198	\$ -	\$ -
State and agency municipalities	62,381,532	60,959,840	-	62,381,532	-	-
City and county municipalities	36,785,482	35,868,856	-	36,785,482	-	-
Corporate debt securities	65,649,422	64,307,713	-	65,649,422	-	-
Money-market funds	16,604,106	16,604,106	16,604,106	-	-	-
Equity	518,750	518,750	-	518,750	-	-
Total bonds, short-term investments, and equity	<u>\$ 210,254,837</u>	<u>\$ 206,065,305</u>	<u>\$ 17,580,453</u>	<u>\$ 192,674,384</u>	<u>\$ -</u>	<u>\$ -</u>

Included as Level 1 in U.S. government and agency securities in the fair value hierarchy table above are U.S. Treasury securities of \$2,461,043 and \$976,347 as of September 30, 2015 and December 31, 2014, respectively.

There are no commercial paper investments included in corporate debt securities in the fair value hierarchy table as of September 30, 2015 and December 31, 2014.

**D. Not Practicable to Estimate Fair Value** — Not applicable.**21. OTHER ITEMS**

**A–G.** No significant change.

**22. EVENTS SUBSEQUENT**

No significant change.

**23. REINSURANCE**

**A–D.** No significant change.

**24. RETROSPECTIVELY RATED CONTRACTS AND CONTRACTS SUBJECT TO REDETERMINATION**

**A–B.** No significant change.

**C.** The Company has Medicare Part D program business which is subject to a retrospective rating feature related to Part D premiums. The Company has estimated accrued retrospective premiums related to certain Part D premiums based on guidelines determined by CMS. The formula is tiered and based on the bid medical loss ratio. The amount of Part D direct premiums written subject to retrospective rating was \$34,826,063 and \$57,763,257 representing 6.7% and 6.6% of total direct premiums written as of September 30, 2015 and December 31, 2014, respectively.

**D.** The Company is required to maintain specific minimum loss ratios on the comprehensive and Medicare lines of business. The Company's actual loss ratios on the comprehensive and Medicare lines of business were in excess of the minimum requirements and as a result, no minimum medical loss ratio rebate liability was required to be established at September 30, 2015 and December 31, 2014.

**E. Risk Sharing Provisions of the Affordable Care Act**

- (1) The Company has accident and health insurance premiums in 2015 subject to the risk sharing provisions of the ACA.

The ACA imposed fees and premium stabilization provisions on health insurance issuers offering commercial health insurance. The three premium stabilization programs are commonly referred to as the 3Rs – risk adjustment, risk corridors, and reinsurance.

**Risk Adjustment** – The permanent risk adjustment program, designed to mitigate the potential impact of adverse selection and provide stability for health insurance issuers, applies to all non-grandfathered not subject to transitional relief plans in the individual and small group markets both inside and outside of the insurance exchanges. Premium adjustments pursuant to the risk adjustment program are accounted for as premium subject to redetermination and user fees are accounted for as assessments.

**Risk Corridors** – The temporary risk corridors program, designed to provide some aggregate protection against variability for issuers in the individual and small group markets during the period 2014 through 2016, applies to Qualified Health Plans (“QHPs”) in the individual and small group markets both inside and outside of the insurance exchanges. Premium adjustments pursuant to the risk corridors program are accounted for as premium adjustments for retrospectively rated contracts.

**Reinsurance** – The transitional reinsurance program was designed to protect issuers in the individual market from an expected increase in large claims due to the elimination of preexisting condition limitations. The transitional reinsurance program is effective from 2014 through 2016 and applies to all issuers of major medical commercial products and third party administrators. Contributions attributable to enrollees in ACA compliant individual plans, including program administrative costs are accounted for as ceded premium and payments received are accounted for as ceded benefit recoveries. The portion of the individual contributions earmarked for the U.S. Treasury is accounted for as an assessment. Contributions made for enrollees in fully insured plans other than ACA compliant individual plans, including program administrative costs and payments to the U.S. Treasury, are treated as assessments.

STATEMENT AS OF SEPTEMBER 30, 2015 OF THE UnitedHealthcare of Ohio, Inc.

- (2) The following table presents the current year impact of risk-sharing provisions of the ACA on assets, liabilities and operations.

<b>a. Permanent ACA Risk Adjustment Program</b>	<b>September 30, 2015</b>
<u>Assets</u>	
1. Premium adjustments receivable due to ACA Risk Adjustment	\$ 1,478,181
<u>Liabilities</u>	
2. Risk adjustment user fees payable for ACA Risk Adjustment	\$ 1,971
3. Premium adjustments payable due to ACA Risk Adjustment	\$ 368,853
<u>Operations (Revenue &amp; Expense)</u>	
4. Reported as revenue in premium for accident and health contracts (written/collected) due to ACA Risk Adjustment	\$ 1,194,830
5. Reported in expenses as ACA risk adjustment user fees (incurred/paid)	\$ 1,980
<b>b. Transitional ACA Reinsurance Program</b>	
<u>Assets</u>	
1. Amounts recoverable for claims paid due to ACA Reinsurance	\$ 684,548
2. Amounts recoverable for claims unpaid due to ACA Reinsurance (Contra Liability)	\$ 290,540
3. Amounts receivable relating to uninsured plans for contributions for ACA Reinsurance	\$ -
<u>Liabilities</u>	
4. Liabilities for contributions payable due to ACA Reinsurance - not reported as ceded premium	\$ 203,647
5. Ceded reinsurance premiums payable due to ACA Reinsurance	\$ 63,451
6. Liability for amounts held under uninsured plans contributions for ACA Reinsurance	\$ -
<u>Operations (Revenue &amp; Expense)</u>	
7. Ceded reinsurance premiums due to ACA Reinsurance	\$ 63,451
8. Reinsurance recoveries (income statement) due to ACA reinsurance payments or expected payments	\$ 975,087
9. ACA Reinsurance contributions - not reported as ceded premium	\$ 159,481
<b>c. Temporary ACA Risk Corridors Program</b>	
<u>Assets</u>	
1. Accrued retrospective premium due to ACA Risk Corridors	\$ -
<u>Liabilities</u>	
2. Reserve for rate credits or policy experience rating refunds due to ACA Risk Corridors	\$ -
<u>Operations (Revenue &amp; Expense)</u>	
3. Effect of ACA Risk Corridors on net premium income (paid/received)	\$ -
4. Effect of ACA Risk Corridors on change in reserves for rate credits	\$ -

STATEMENT AS OF SEPTEMBER 30, 2015 OF THE UnitedHealthcare of Ohio, Inc.

(3) The following table is a rollforward of prior year ACA risk-sharing provisions for asset and liability balances, along with reasons for adjustments to prior year balances.

	Accrued During the Prior Year on Business Written Before		Received or Paid as of the Current Year on Business Written Before		Differences		Adjustments		Unsettled Balances as of the Reporting Date		
	December 31 of the Prior Year		December 31 of the Prior Year		Prior Year Accrued Less Payments (Col 1-3)	Prior Year Accrued Less Payments (Col 2-4)	To Prior Year Balances	To Prior Year Balances	Cumulative Balance from Prior Years (Col 1-3+7)	Cumulative Balance from Prior Years (Col 2-4+8)	
	1	2	3	4	5	6	7	8	9	10	11
	Receivable	(Payable)	Receivable	(Payable)	Receivable	(Payable)	Receivable	(Payable)	Ref	Receivable	(Payable)
a. Permanent ACA Risk Adjustment Program											
1. Premium Adjustment Receivable	\$ -	\$ -	\$ -	\$ -	\$ -	\$ -	\$ -	\$ -	A	\$ -	\$ -
2. Premium Adjustment (Payable)	-	(134,292)	-	(48,791)	-	(85,502)	-	85,502	B	-	-
3. Subtotal ACA Permanent Risk Adjustment Program	-	(134,292)	-	(48,791)	-	(85,502)	-	85,502		-	-
b. Transitional ACA Reinsurance Program											
1. Amounts recoverable for claims paid	-	-	-	-	-	-	-	-	C	-	-
2. Amounts recoverable for claims unpaid (contra liability)	-	-	-	-	-	-	-	-	D	-	-
3. Amounts receivable relating to uninsured plans	-	-	-	-	-	-	-	-	E	-	-
4. Liabilities for contributions payable due to ACA Reinsurance - not reported as ceded premium	-	(264,999)	-	(220,832)	-	(44,167)	-	-	F	-	(44,167)
5. Ceded reinsurance premiums payable	-	-	-	-	-	-	-	-	G	-	-
6. Liability for amounts held under uninsured plans	-	-	-	-	-	-	-	-	H	-	-
7. Subtotal ACA Transitional Reinsurance Program	-	(264,999)	-	(220,832)	-	(44,167)	-	-		-	(44,167)
c. Temporary ACA Risk Corridors Program											
1. Accrued retrospective premium	-	-	-	-	-	-	-	-	I	-	-
2. Reserve for rate credits or policy experience rating refunds	-	-	-	-	-	-	-	-	J	-	-
3. Subtotal ACA Risk Corridors Program	-	-	-	-	-	-	-	-		-	-
d. Total for ACA Risk Sharing Provisions	\$ -	(399,291)	\$ -	(269,623)	\$ -	(129,669)	\$ -	85,502		\$ -	(44,167)

Explanation of Adjustments

A. NA

B. The risk adjustment factor payable as of December 2014 was reported based on estimated state risk transfer factors by risk pool utilizing paid claims data through October 31, 2014. The adjustments reflect true-ups based on the CMS final summary report for the benefit year 2014. In addition, the payable was adjusted for CMS settling the risk adjustment payable at the state and market level in CB '15.

C. NA

D. NA

E. NA

F. NA

G. NA

H. NA

I. NA

J. NA

**25. CHANGE IN INCURRED CLAIMS AND CLAIMS ADJUSTMENT EXPENSES**

Changes in estimates related to the prior year incurred claims are included in total hospital and medical expenses in the current year in the accompanying statutory basis statements of operations. The following tables disclose paid claims, incurred claims, and the balance in the claims unpaid, accrued medical incentive pool and bonus amounts, aggregate health claim reserves, health care receivable and reinsurance recoverables at September 30, 2015 and December 31, 2014:

	September 30, 2015		
	Current Year Incurred Claims	Prior Years Incurred Claims	Total
Beginning of year claim reserve	\$ -	\$ (111,050,687)	\$ (111,050,687)
Paid claims, net of health care receivable and reinsurance recoveries collected	340,258,991	78,863,139	419,122,130
End of year claim reserve	<u>74,610,325</u>	<u>6,063,252</u>	<u>80,673,577</u>
Incurred claims excluding the change in health care receivable and reinsurance recoverables as presented below	414,869,316	(26,124,296)	388,745,020
Beginning of year health care receivable	-	21,159,256	21,159,256
End of year health care receivable and reinsurance recoverables	<u>(16,977,829)</u>	<u>(5,345,203)</u>	<u>(22,323,032)</u>
Total incurred claims	<u>\$ 397,891,487</u>	<u>\$ (10,310,243)</u>	<u>\$ 387,581,244</u>

	December 31, 2014		
	Current Year Incurred Claims	Prior Years Incurred Claims	Total
Beginning of year claim reserve	\$ -	\$ (125,111,581)	\$ (125,111,581)
Paid claims, net of health care receivable	643,016,978	102,634,144	745,651,122
End of year claim reserve	<u>105,767,821</u>	<u>5,282,866</u>	<u>111,050,687</u>
Incurred claims excluding the change in health care receivable and reinsurance recoverables as presented below	748,784,799	(17,194,571)	731,590,228
Beginning of year health care receivable	-	22,629,599	22,629,599
End of year health care receivable	<u>(17,767,880)</u>	<u>(3,391,376)</u>	<u>(21,159,256)</u>
Total incurred claims	<u>\$ 731,016,919</u>	<u>\$ 2,043,652</u>	<u>\$ 733,060,571</u>

The liabilities for claims unpaid, accrued medical incentive pool and bonus amounts, aggregate health claim reserves, health care receivable and reinsurance recoverables as of December 31, 2014 were \$89,891,431. As of September 30, 2015, \$78,863,139 has been paid for incurred claims attributable to insured events of prior years. Reserves remaining for prior years, net of healthcare receivable and reinsurance recoverables are \$718,049 as a result of re-estimation of unpaid claims. Therefore, there has been \$10,310,243 favorable prior year development since December 31, 2014 to September 30, 2015. The primary drivers consist of favorable development as a result of a change in the provision for adverse deviations in experience of \$4,340,956 and by favorable development of \$9,667,782 in retroactivity for inpatient, outpatient, physician, and pharmacy claims partially offset by unfavorable development of approximately \$2,549,884 due to an increase in risk share reserves.

At December 31, 2014, the Company recorded \$2,043,652 of unfavorable development since December 31, 2013 to December 31, 2014. The primary drivers consist of favorable development as a result of a change in the provision for adverse deviations in experience of \$4,502,467 offset by unfavorable development of \$4,925,346 in retroactivity for inpatient, outpatient, physician, and pharmacy claims, and unfavorable development of approximately \$1,419,174 due to an increase in risk share reserves. Original estimates are increased or decreased, as additional information becomes known regarding individual claims, including the medical loss ratio rebate accrual. Included in this unfavorable development is the impact related to retrospectively rated policies, which also has a corresponding impact on medical loss ratio rebates. As a result of the prior year effects, on a regular basis, the Company adjusts revenue and the corresponding liability and/or receivable related to retrospectively rated policies and the impact of the change is included as a component of change in unearned premium reserves and reserve for rate credits in the statutory basis statements of operations.

STATEMENT AS OF SEPTEMBER 30, 2015 OF THE UnitedHealthcare of Ohio, Inc.

The Company incurred claims adjustment expenses of \$18,285,540 and \$32,779,668 for the nine months ended September 30, 2015 and the year ended December 31, 2014, respectively. These costs are included in the management service fees paid by the Company to UHS as a part of its management agreement. The following tables disclose paid claims adjustment expense ("CAE"), incurred CAE, and the balance in the unpaid claim adjustment expenses reserve for the nine months ended September 30, 2015 and the year ended December 31, 2014:

	September 30, 2015	December 31, 2014
Total claims adjustment expenses incurred	\$ 18,285,540	\$ 32,779,668
Less current year unpaid claims adjustment expenses	(810,075)	(1,073,447)
Add prior year unpaid claims adjustment expenses	<u>1,073,447</u>	<u>1,332,920</u>
Total claims adjustment expenses paid	<u>\$ 18,548,912</u>	<u>\$ 33,039,141</u>

**26. INTERCOMPANY POOLING ARRANGEMENTS**

**A–G.** No significant change.

**27. STRUCTURED SETTLEMENTS**

**A–B.** No significant change.

**28. HEALTH CARE AND OTHER AMOUNTS RECEIVABLE**

**A.** Pharmacy rebates receivable are recorded when reasonably estimated or billed by the affiliated pharmaceutical benefit manager in accordance with pharmaceutical rebate contract provisions. Information used to support rebates billed to the manufacturer is based on utilization information gathered by the pharmaceutical benefit manager and adjusted for significant changes in pharmaceutical contract provisions.

The Company evaluates admissibility of all pharmacy rebates receivable based on the administration of each underlying pharmaceutical benefit management agreement. The Company has non-admitted all pharmacy rebates receivable that do not meet the admissibility criteria from the statutory basis statements of admitted assets, liabilities, and capital and surplus.

For each pharmaceutical management agreement for which a portion of the total pharmacy rebates receivable can be admitted based on the admissibility criteria, the transaction history is summarized as follows:

Quarter	Estimated Pharmacy Rebates as Reported on Financial Statements	Pharmacy Rebates as Billed or Otherwise Confirmed	Actual Rebates Received within 90 Days of Billing	Actual Rebates Received within 91 to 180 Days of Billing	Actual Rebates Received More than 180 Days After Billing
9/30/2015	\$ 10,707,164	\$ -	\$ -	\$ -	\$ -
6/30/2015	10,295,927	9,833,673	5,939,231	-	-
3/31/2015	9,549,557	9,556,769	7,506,915	1,427,706	-
12/31/2014	10,527,745	10,526,220	8,631,793	1,449,120	248,351
9/30/2014	10,091,967	10,021,296	8,007,321	1,640,346	266,685
6/30/2014	9,758,356	9,668,407	7,722,612	1,449,064	379,035
3/31/2014	9,431,855	9,283,877	7,515,101	1,444,949	255,663
12/31/2013	11,745,337	11,437,106	10,255,743	847,696	308,531
9/30/2013	11,351,189	11,267,350	9,518,407	1,414,223	291,913
6/30/2013	10,085,268	10,041,435	8,627,950	1,169,472	245,528
3/31/2013	9,347,140	9,231,125	7,535,764	1,407,478	286,914
12/31/2012	8,929,833	8,784,293	7,694,353	878,898	208,998

Of the amount reported as health care and other amounts receivable, \$14,644,286 and \$16,377,480 relates to pharmacy rebates receivable as of September 30, 2015 and December 31, 2014, respectively. This decrease is primarily due to decreased membership along with the change in generic/name brand mix.

**B.** No significant change.

**29. PARTICIPATING POLICIES**

No significant change.

**30. PREMIUM DEFICIENCY RESERVES**

The following table summarizes the Company's premium deficiency reserves as of September 30, 2015 and December 31, 2014:

	<b>September 30, 2015</b>
1. Liability carried for premium deficiency reserves	\$ <u>831,000</u>
2. Date of the most recent evaluation of this liability	<u>9/30/2015</u>
3. Was anticipated investment income utilized in this calculation?	Yes <input checked="" type="checkbox"/> No <input type="checkbox"/>
	<b>December 31, 2014</b>
1. Liability carried for premium deficiency reserves	\$ <u>-</u>
2. Date of the most recent evaluation of this liability	<u>12/31/2014</u>
3. Was anticipated investment income utilized in this calculation?	Yes <input checked="" type="checkbox"/> No <input type="checkbox"/>

The premium deficiency reserves are included in aggregate health policy reserves in the statutory basis statements of admitted assets, liabilities and capital and surplus and in increase in reserves for life and accident and health contracts in the statutory basis statements of operations.

**31. ANTICIPATED SALVAGE AND SUBROGATION**

No significant change.

# GENERAL INTERROGATORIES

## PART 1 - COMMON INTERROGATORIES

### GENERAL

- 1.1 Did the reporting entity experience any material transactions requiring the filing of Disclosure of Material Transactions with the State of Domicile, as required by the Model Act? ..... Yes [ ] No [ X ]
- 1.2 If yes, has the report been filed with the domiciliary state? ..... Yes [ ] No [ ]
- 2.1 Has any change been made during the year of this statement in the charter, by-laws, articles of incorporation, or deed of settlement of the reporting entity? ..... Yes [ ] No [ X ]
- 2.2 If yes, date of change: .....
- 3.1 Is the reporting entity a member of an Insurance Holding Company System consisting of two or more affiliated persons, one or more of which is an insurer? ..... Yes [ X ] No [ ]  
If yes, complete Schedule Y, Parts 1 and 1A.
- 3.2 Have there been any substantial changes in the organizational chart since the prior quarter end? ..... Yes [ X ] No [ ]
- 3.3 If the response to 3.2 is yes, provide a brief description of those changes.  
July 1, 2015 - UnitedHealth Group Incorporated, a Minnesota corporation, reincorporated from Minnesota to Delaware.  
July 14, 2015 - OptumRx Group Holdings, Inc., a Delaware corporation, was formed as a wholly owned subsidiary of Optum, Inc. a Delaware corporation.  
July 23, 2015 - 1031387 B.C. Unlimited Liability Company, a Canadian (British Columbia) unlimited liability company, acquired 100% of the outstanding shares of Catamaran Corporation, a Canadian (Yukon) corporation.  
Catamaran Corporation is the sole shareholder of Catamaran Holdings I, LLC, a Delaware limited liability company, which is the sole shareholder of Catamaran LLC, a Texas limited liability company, which is the sole shareholder of Catamaran Health Solutions, LLC, a Delaware limited liability company. Catamaran Health Solutions, LLC has a 19.9% ownership interest in Script Relief, LLC, a Delaware limited liability company, with the remaining 80.1% being owned by an outside third party.  
July 27, 2015 - UnitedHealth Group Incorporated, a Delaware corporation, transferred its 100% ownership interest in 1031387 B.C. Unlimited Liability Company, a Canadian unlimited liability company, to United HealthCare Services, Inc., a Minnesota corporation. United HealthCare Services, Inc. transferred its 100% ownership interest in 1031387 B.C. Unlimited Liability Company to Optum, Inc., a Delaware corporation. Optum, Inc. transferred its 100% ownership interest in 1031387 B.C. Unlimited Liability Company to OptumRx Group Holdings, Inc., a Delaware corporation.  
August 31, 2015 - Collaborative Care Holdings, LLC, a Delaware limited liability company, acquired the remaining 51% ownership interest in AppleCare Medical Management, LLC, a California limited liability company, and the remaining 51% ownership interest in Golden Outlook, Inc., a California corporation. As a result, Collaborative Care Holdings, LLC owns a 100% ownership interest in both AppleCare Medical Management, LLC and Golden Outlook, Inc.  
September 14, 2015 - Catamaran Corporation continued its existence from the jurisdiction of the Yukon territories to British Columbia, Canada and changed its name to Catamaran Holdings Corporation. Catamaran Holdings Corporation then converted from a British Columbia corporation to a British Columbia unlimited liability company and changed its name to Catamaran Holdings ULC.  
September 25, 2015 - 1031387 B.C. Unlimited Liability Company, a British Columbia unlimited liability company, and Catamaran Holdings ULC, a British Columbia unlimited liability company, were amalgamated as one company under the name 1031387 B.C. Unlimited Liability Company.
- 4.1 Has the reporting entity been a party to a merger or consolidation during the period covered by this statement? ..... Yes [ ] No [ X ]
- 4.2 If yes, provide the name of the entity, NAIC Company Code, and state of domicile (use two letter state abbreviation) for any entity that has ceased to exist as a result of the merger or consolidation.
- | 1<br>Name of Entity | 2<br>NAIC Company Code | 3<br>State of Domicile |
|---------------------|------------------------|------------------------|
|                     |                        |                        |
5. If the reporting entity is subject to a management agreement, including third-party administrator(s), managing general agent(s), attorney-in-fact, or similar agreement, have there been any significant changes regarding the terms of the agreement or principals involved? ..... Yes [ ] No [ X ] N/A [ ]  
If yes, attach an explanation.
- 6.1 State as of what date the latest financial examination of the reporting entity was made or is being made. .... 12/31/2014
- 6.2 State the as of date that the latest financial examination report became available from either the state of domicile or the reporting entity. This date should be the date of the examined balance sheet and not the date the report was completed or released. .... 12/31/2009
- 6.3 State as of what date the latest financial examination report became available to other states or the public from either the state of domicile or the reporting entity. This is the release date or completion date of the examination report and not the date of the examination (balance sheet date). .... 10/01/2010
- 6.4 By what department or departments?  
Ohio Department of Insurance
- 6.5 Have all financial statement adjustments within the latest financial examination report been accounted for in a subsequent financial statement filed with Departments? ..... Yes [ ] No [ ] N/A [ X ]
- 6.6 Have all of the recommendations within the latest financial examination report been complied with? ..... Yes [ ] No [ ] N/A [ X ]
- 7.1 Has this reporting entity had any Certificates of Authority, licenses or registrations (including corporate registration, if applicable) suspended or revoked by any governmental entity during the reporting period? ..... Yes [ ] No [ X ]
- 7.2 If yes, give full information:
- 8.1 Is the company a subsidiary of a bank holding company regulated by the Federal Reserve Board? ..... Yes [ ] No [ X ]
- 8.2 If response to 8.1 is yes, please identify the name of the bank holding company.
- 8.3 Is the company affiliated with one or more banks, thrifts or securities firms? ..... Yes [ X ] No [ ]
- 8.4 If response to 8.3 is yes, please provide below the names and location (city and state of the main office) of any affiliates regulated by a federal regulatory services agency [i.e. the Federal Reserve Board (FRB), the Office of the Comptroller of the Currency (OCC), the Federal Deposit Insurance Corporation (FDIC) and the Securities Exchange Commission (SEC)] and identify the affiliate's primary federal regulator.

STATEMENT AS OF SEPTEMBER 30, 2015 OF THE UnitedHealthcare of Ohio, Inc.

1 Affiliate Name	2 Location (City, State)	3 FRB	4 OCC	5 FDIC	6 SEC
Optum Bank, Inc. ....	Salt Lake City, Utah .....	NO	NO	YES	NO

## GENERAL INTERROGATORIES

- 9.1 Are the senior officers (principal executive officer, principal financial officer, principal accounting officer or controller, or persons performing similar functions) of the reporting entity subject to a code of ethics, which includes the following standards? ..... Yes [  ] No [  ]
- (a) Honest and ethical conduct, including the ethical handling of actual or apparent conflicts of interest between personal and professional relationships;
- (b) Full, fair, accurate, timely and understandable disclosure in the periodic reports required to be filed by the reporting entity;
- (c) Compliance with applicable governmental laws, rules and regulations;
- (d) The prompt internal reporting of violations to an appropriate person or persons identified in the code; and
- (e) Accountability for adherence to the code.
- 9.11 If the response to 9.1 is No, please explain:
- 9.2 Has the code of ethics for senior managers been amended? ..... Yes [  ] No [  ]
- 9.21 If the response to 9.2 is Yes, provide information related to amendment(s).
- 9.3 Have any provisions of the code of ethics been waived for any of the specified officers? ..... Yes [  ] No [  ]
- 9.31 If the response to 9.3 is Yes, provide the nature of any waiver(s).

### FINANCIAL

- 10.1 Does the reporting entity report any amounts due from parent, subsidiaries or affiliates on Page 2 of this statement? ..... Yes [  ] No [  ]
- 10.2 If yes, indicate any amounts receivable from parent included in the Page 2 amount: ..... \$ .....0

### INVESTMENT

- 11.1 Were any of the stocks, bonds, or other assets of the reporting entity loaned, placed under option agreement, or otherwise made available for use by another person? (Exclude securities under securities lending agreements.) ..... Yes [  ] No [  ]
- 11.2 If yes, give full and complete information relating thereto:
12. Amount of real estate and mortgages held in other invested assets in Schedule BA: ..... \$ .....0
13. Amount of real estate and mortgages held in short-term investments: ..... \$ .....0
- 14.1 Does the reporting entity have any investments in parent, subsidiaries and affiliates? ..... Yes [  ] No [  ]
- 14.2 If yes, please complete the following:
- |   | 1<br>Prior Year-End<br>Book/Adjusted<br>Carrying Value | 2<br>Current Quarter<br>Book/Adjusted<br>Carrying Value |
|---|--|---|
| 14.21 Bonds .....   | \$ .....0  | \$ .....0   |
| 14.22 Preferred Stock .....   | \$ .....0  | \$ .....0   |
| 14.23 Common Stock .....  | \$ .....0  | \$ .....0   |
| 14.24 Short-Term Investments .....  | \$ .....0  | \$ .....0   |
| 14.25 Mortgage Loans on Real Estate .....   | \$ .....0  | \$ .....0   |
| 14.26 All Other .....   | \$ .....0  | \$ .....0   |
| 14.27 Total Investment in Parent, Subsidiaries and Affiliates (Subtotal Lines 14.21 to 14.26) ..... | \$ .....0  | \$ .....0   |
| 14.28 Total Investment in Parent included in Lines 14.21 to 14.26 above .....                       | \$ .....0  | \$ .....0   |
- 15.1 Has the reporting entity entered into any hedging transactions reported on Schedule DB? ..... Yes [  ] No [  ]
- 15.2 If yes, has a comprehensive description of the hedging program been made available to the domiciliary state? ..... Yes [  ] No [  ]
- If no, attach a description with this statement.

**GENERAL INTERROGATORIES**

16. For the reporting entity's security lending program, state the amount of the following as of the current statement date:
- 16.1 Total fair value of reinvested collateral assets reported on Schedule DL, Parts 1 and 2 .....\$ .....0
  - 16.2 Total book adjusted/carrying value of reinvested collateral assets reported on Schedule DL, Parts 1 and 2 .....\$ .....0
  - 16.3 Total payable for securities lending reported on the liability page .....\$ .....0

17. Excluding items in Schedule E - Part 3 - Special Deposits, real estate, mortgage loans and investments held physically in the reporting entity's offices, vaults or safety deposit boxes, were all stocks, bonds and other securities, owned throughout the current year held pursuant to a custodial agreement with a qualified bank or trust company in accordance with Section 1, III - General Examination Considerations, F. Outsourcing of Critical Functions, Custodial or Safekeeping Agreements of the NAIC Financial Condition Examiners Handbook? ..... Yes [ X ] No [ ]
- 17.1 For all agreements that comply with the requirements of the NAIC Financial Condition Examiners Handbook, complete the following:

1 Name of Custodian(s)	2 Custodian Address
Northern Trust .....	50 S. LaSalle, Chicago, IL 60675 .....
Bank of New York Mellon .....	Global Liquidity Services, 1 Wall St, 14th Floor, New York, NY 10286 .....

- 17.2 For all agreements that do not comply with the requirements of the NAIC Financial Condition Examiners Handbook, provide the name, location and a complete explanation:

1 Name(s)	2 Location(s)	3 Complete Explanation(s)

- 17.3 Have there been any changes, including name changes, in the custodian(s) identified in 17.1 during the current quarter? ..... Yes [ ] No [ X ]
- 17.4 If yes, give full information relating thereto:

1 Old Custodian	2 New Custodian	3 Date of Change	4 Reason

- 17.5 Identify all investment advisors, brokers/dealers or individuals acting on behalf of broker/dealers that have access to the investment accounts, handle securities and have authority to make investments on behalf of the reporting entity:

1 Central Registration Depository	2 Name(s)	3 Address
107105 .....	BlackRock Financial Management, Inc. ....	55 East 52nd Street, NY, NY 10055 .....
107038 .....	JPMorgan Investment Management Inc. ....	245 Park Avenue New York, NY 10167 .....

- 18.1 Have all the filing requirements of the Purposes and Procedures Manual of the NAIC Securities Valuation Office been followed? ..... Yes [ X ] No [ ]
- 18.2 If no, list exceptions:

## GENERAL INTERROGATORIES

### PART 2 - HEALTH

1. Operating Percentages:
- 1.1 A&H loss percent .....76.8 %
  - 1.2 A&H cost containment percent .....1.9 %
  - 1.3 A&H expense percent excluding cost containment expenses .....11.9 %
- 2.1 Do you act as a custodian for health savings accounts? ..... Yes [ ] No [ X ]
- 2.2 If yes, please provide the amount of custodial funds held as of the reporting date .....\$.....0
- 2.3 Do you act as an administrator for health savings accounts? ..... Yes [ ] No [ X ]
- 2.4 If yes, please provide the balance of the funds administered as of the reporting date .....\$.....0



**SCHEDULE T - PREMIUMS AND OTHER CONSIDERATIONS**

Current Year to Date - Allocated by States and Territories

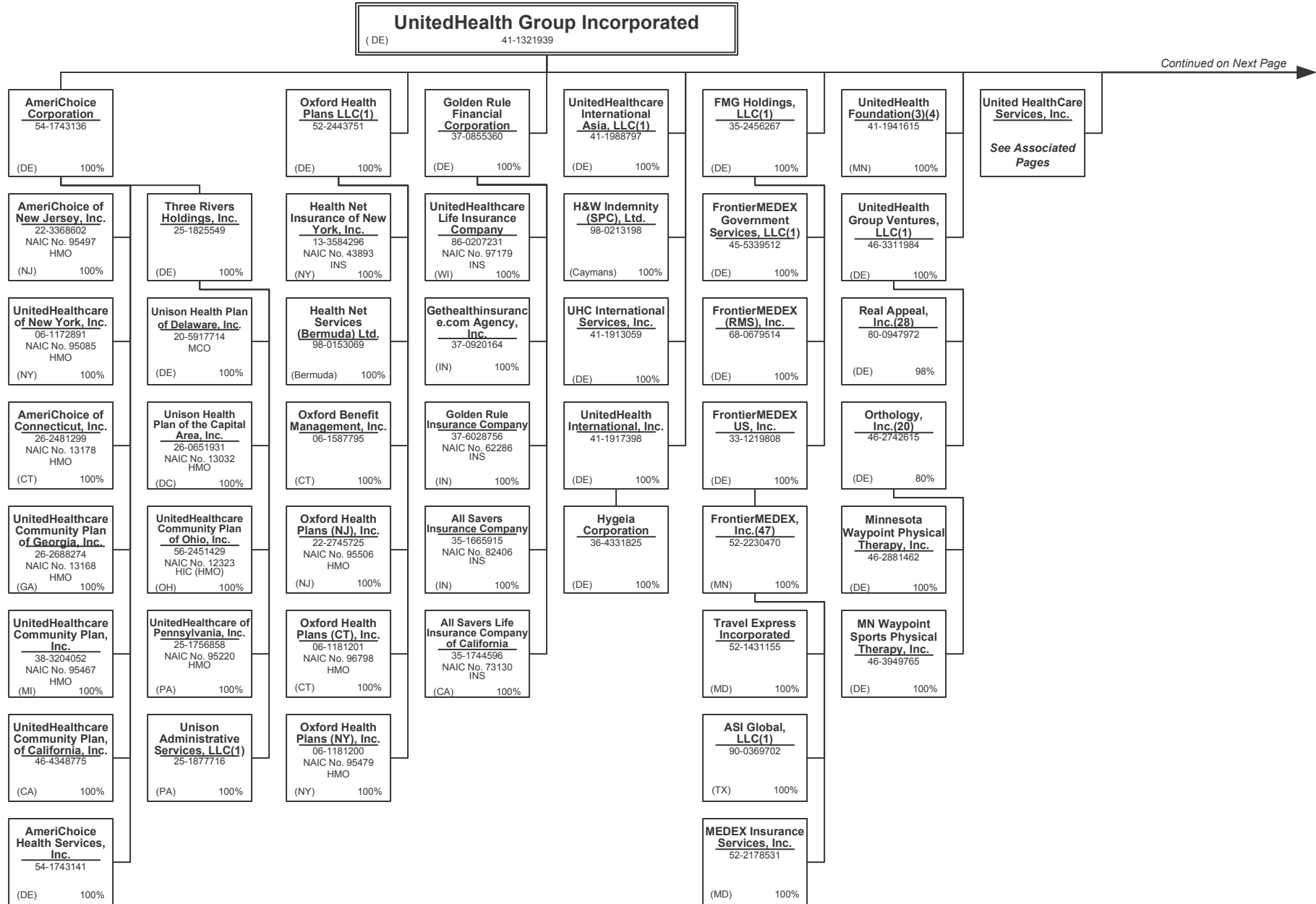
States, etc.	1 Active Status	Direct Business Only							9 Deposit-Type Contracts
		2 Accident and Health Premiums	3 Medicare Title XVIII	4 Medicaid Title XIX	5 Federal Employees Health Benefits Program Premiums	6 Life and Annuity Premiums & Other Considerations	7 Property/Casualty Premiums	8 Total Columns 2 Through 7	
1. Alabama AL	N	0	0	0	0	0	0	0	0
2. Alaska AK	N	0	0	0	0	0	0	0	0
3. Arizona AZ	N	0	0	0	0	0	0	0	0
4. Arkansas AR	N	0	0	0	0	0	0	0	0
5. California CA	N	0	0	0	0	0	0	0	0
6. Colorado CO	N	0	0	0	0	0	0	0	0
7. Connecticut CT	N	0	0	0	0	0	0	0	0
8. Delaware DE	N	0	0	0	0	0	0	0	0
9. District of Columbia DC	N	0	0	0	0	0	0	0	0
10. Florida FL	N	0	0	0	0	0	0	0	0
11. Georgia GA	N	0	0	0	0	0	0	0	0
12. Hawaii HI	N	0	0	0	0	0	0	0	0
13. Idaho ID	N	0	0	0	0	0	0	0	0
14. Illinois IL	N	0	0	0	0	0	0	0	0
15. Indiana IN	N	0	0	0	0	0	0	0	0
16. Iowa IA	N	0	0	0	0	0	0	0	0
17. Kansas KS	N	0	0	0	0	0	0	0	0
18. Kentucky KY	L	9,552,510	11,049,320	0	0	0	0	20,601,830	0
19. Louisiana LA	N	0	0	0	0	0	0	0	0
20. Maine ME	N	0	0	0	0	0	0	0	0
21. Maryland MD	N	0	0	0	0	0	0	0	0
22. Massachusetts MA	N	0	0	0	0	0	0	0	0
23. Michigan MI	N	0	0	0	0	0	0	0	0
24. Minnesota MN	N	0	0	0	0	0	0	0	0
25. Mississippi MS	N	0	0	0	0	0	0	0	0
26. Missouri MO	N	0	0	0	0	0	0	0	0
27. Montana MT	N	0	0	0	0	0	0	0	0
28. Nebraska NE	N	0	0	0	0	0	0	0	0
29. Nevada NV	N	0	0	0	0	0	0	0	0
30. New Hampshire NH	N	0	0	0	0	0	0	0	0
31. New Jersey NJ	N	0	0	0	0	0	0	0	0
32. New Mexico NM	N	0	0	0	0	0	0	0	0
33. New York NY	N	0	0	0	0	0	0	0	0
34. North Carolina NC	N	0	0	0	0	0	0	0	0
35. North Dakota ND	N	0	0	0	0	0	0	0	0
36. Ohio OH	L	15,945,378	482,579,116	0	0	0	0	498,524,494	0
37. Oklahoma OK	N	0	0	0	0	0	0	0	0
38. Oregon OR	N	0	0	0	0	0	0	0	0
39. Pennsylvania PA	N	0	0	0	0	0	0	0	0
40. Rhode Island RI	N	0	0	0	0	0	0	0	0
41. South Carolina SC	N	0	0	0	0	0	0	0	0
42. South Dakota SD	N	0	0	0	0	0	0	0	0
43. Tennessee TN	N	0	0	0	0	0	0	0	0
44. Texas TX	N	0	0	0	0	0	0	0	0
45. Utah UT	N	0	0	0	0	0	0	0	0
46. Vermont VT	N	0	0	0	0	0	0	0	0
47. Virginia VA	N	0	0	0	0	0	0	0	0
48. Washington WA	N	0	0	0	0	0	0	0	0
49. West Virginia WV	N	0	0	0	0	0	0	0	0
50. Wisconsin WI	N	0	0	0	0	0	0	0	0
51. Wyoming WY	N	0	0	0	0	0	0	0	0
52. American Samoa AS	N	0	0	0	0	0	0	0	0
53. Guam GU	N	0	0	0	0	0	0	0	0
54. Puerto Rico PR	N	0	0	0	0	0	0	0	0
55. U.S. Virgin Islands VI	N	0	0	0	0	0	0	0	0
56. Northern Mariana Islands MP	N	0	0	0	0	0	0	0	0
57. Canada CAN	N	0	0	0	0	0	0	0	0
58. Aggregate Other Aliens OT	XXX	0	0	0	0	0	0	0	0
59. Subtotal	XXX	25,497,888	493,628,436	0	0	0	0	519,126,324	0
60. Reporting Entity Contributions for Employee Benefit Plans	XXX	0	0	0	0	0	0	0	0
61. Totals (Direct Business)	(a) 2	25,497,888	493,628,436	0	0	0	0	519,126,324	0
DETAILS OF WRITE-INS									
58001.	XXX								
58002.	XXX								
58003.	XXX								
58998. Summary of remaining write-ins for Line 58 from overflow page	XXX	0	0	0	0	0	0	0	0
58999. Totals (Lines 58001 through 58003 plus 58998)(Line 58 above)	XXX	0	0	0	0	0	0	0	0

(L) Licensed or Chartered - Licensed Insurance Carrier or Domiciled RRG; (R) Registered - Non-domiciled RRGs; (Q) Qualified - Qualified or Accredited Reinsurer; (E) Eligible - Reporting Entities eligible or approved to write Surplus Lines in the state; (N) None of the above - Not allowed to write business in the state.

(a) Insert the number of L responses except for Canada and Other Alien.

Premiums are allocated by state based on geographic market.

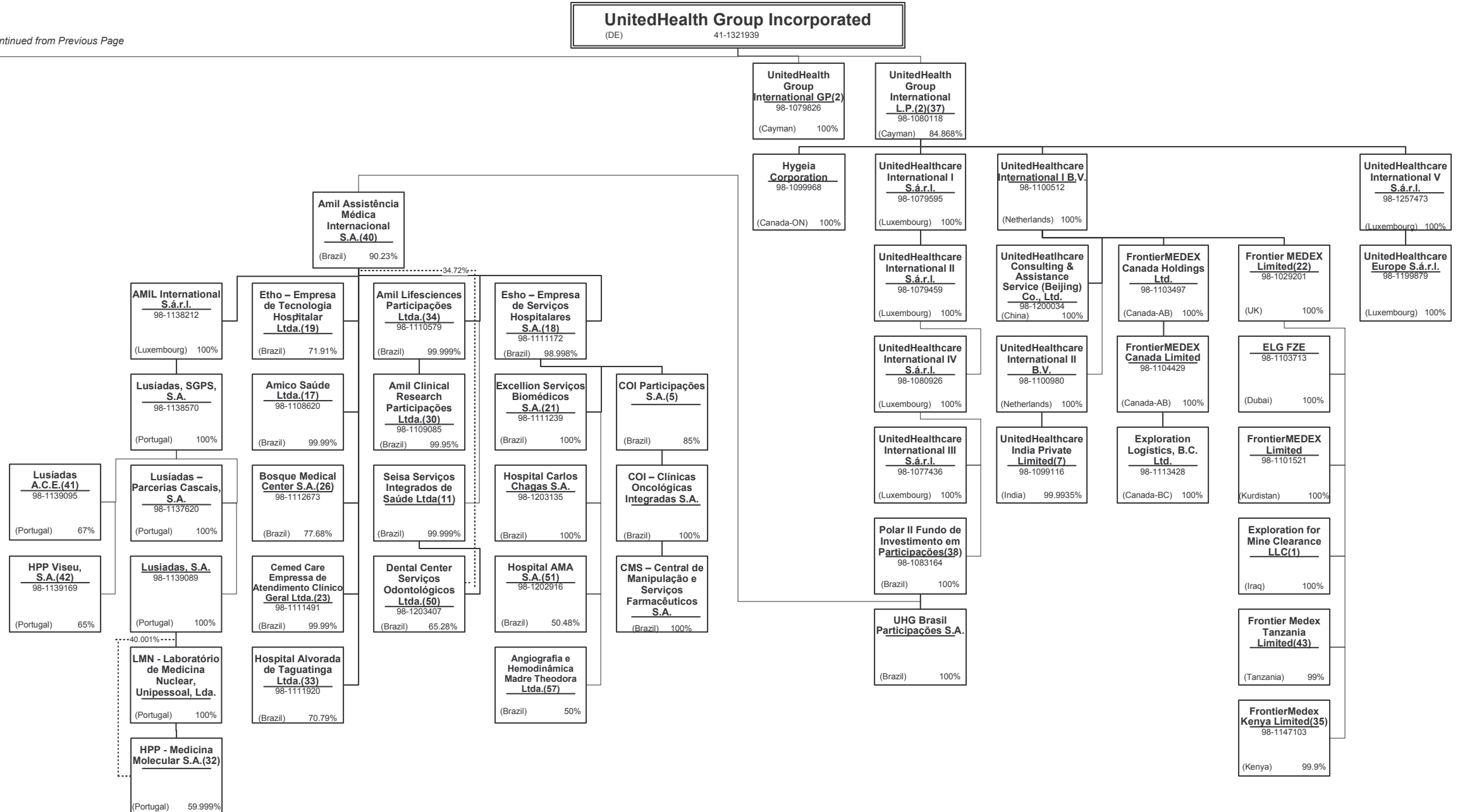
**SCHEDULE Y – INFORMATION CONCERNING ACTIVITIES OF INSURER MEMBERS OF A HOLDING COMPANY GROUP**  
**PART 1 – ORGANIZATIONAL CHART**



Continued on Next Page →

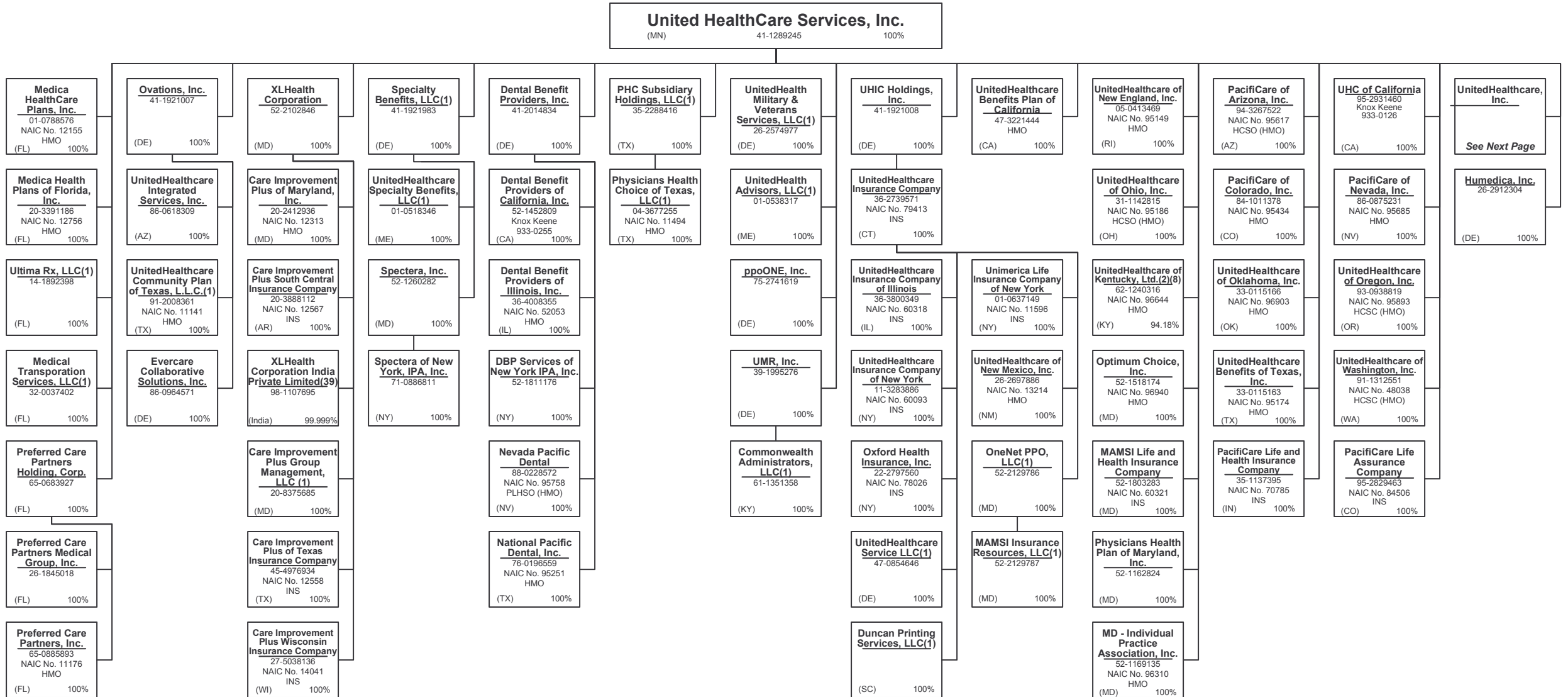
**SCHEDULE Y – INFORMATION CONCERNING ACTIVITIES OF INSURER MEMBERS OF A HOLDING COMPANY GROUP**  
**PART 1 – ORGANIZATIONAL CHART**

Continued from Previous Page



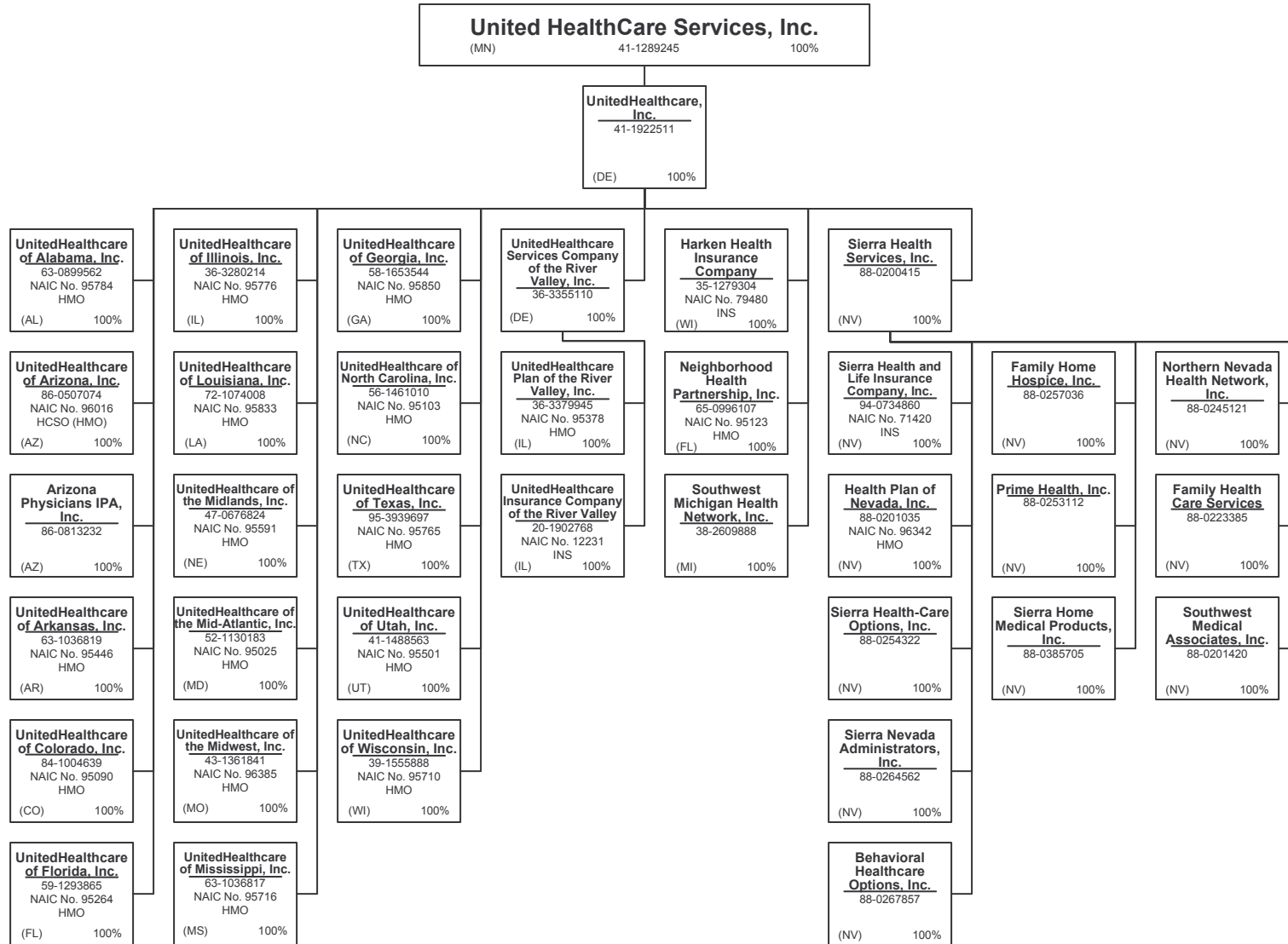
15.1

**SCHEDULE Y – INFORMATION CONCERNING ACTIVITIES OF INSURER MEMBERS OF A HOLDING COMPANY GROUP**  
**PART 1 – ORGANIZATIONAL CHART**

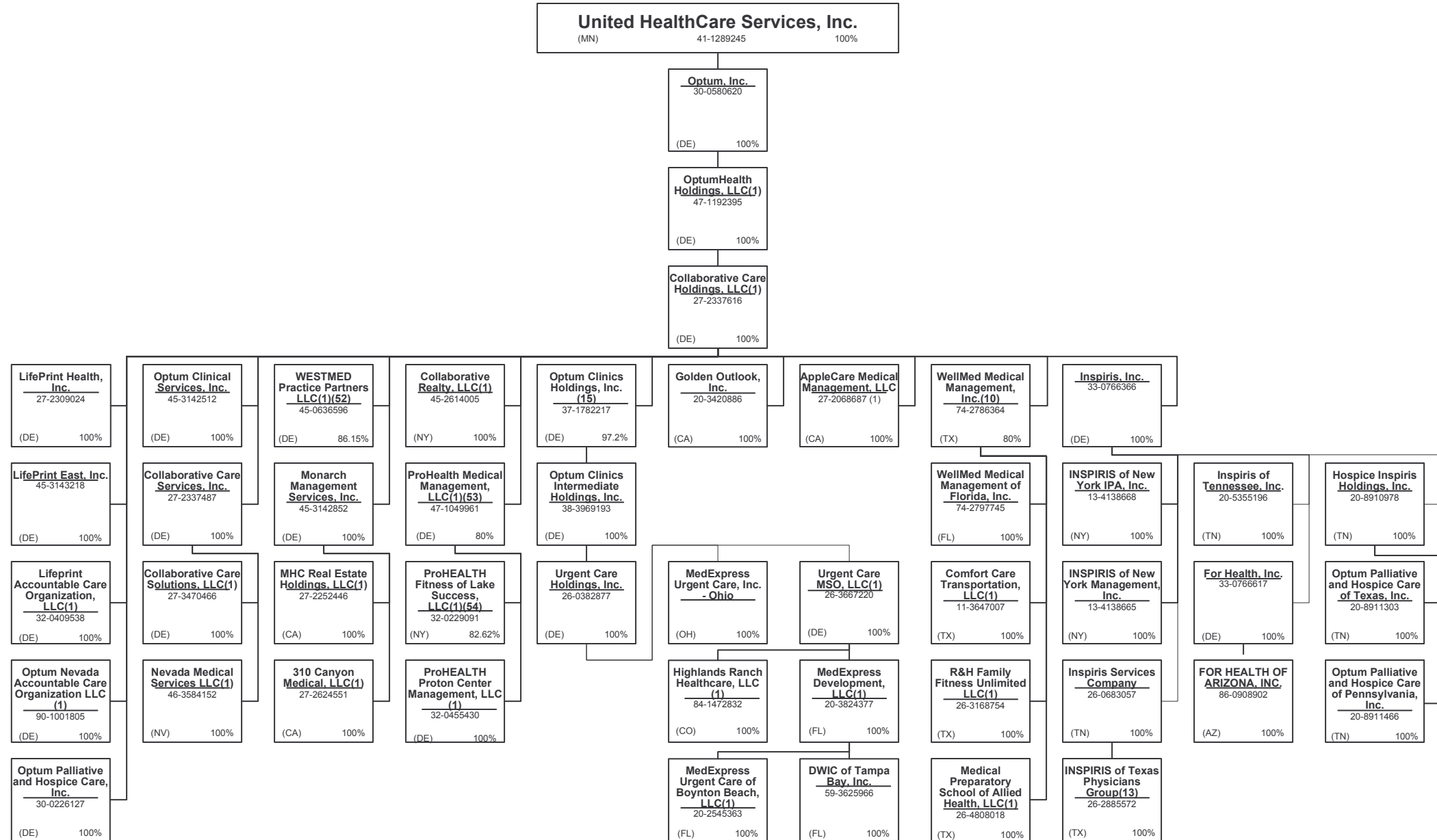


15.2

**SCHEDULE Y – INFORMATION CONCERNING ACTIVITIES OF INSURER MEMBERS OF A HOLDING COMPANY GROUP**  
**PART 1 – ORGANIZATIONAL CHART**

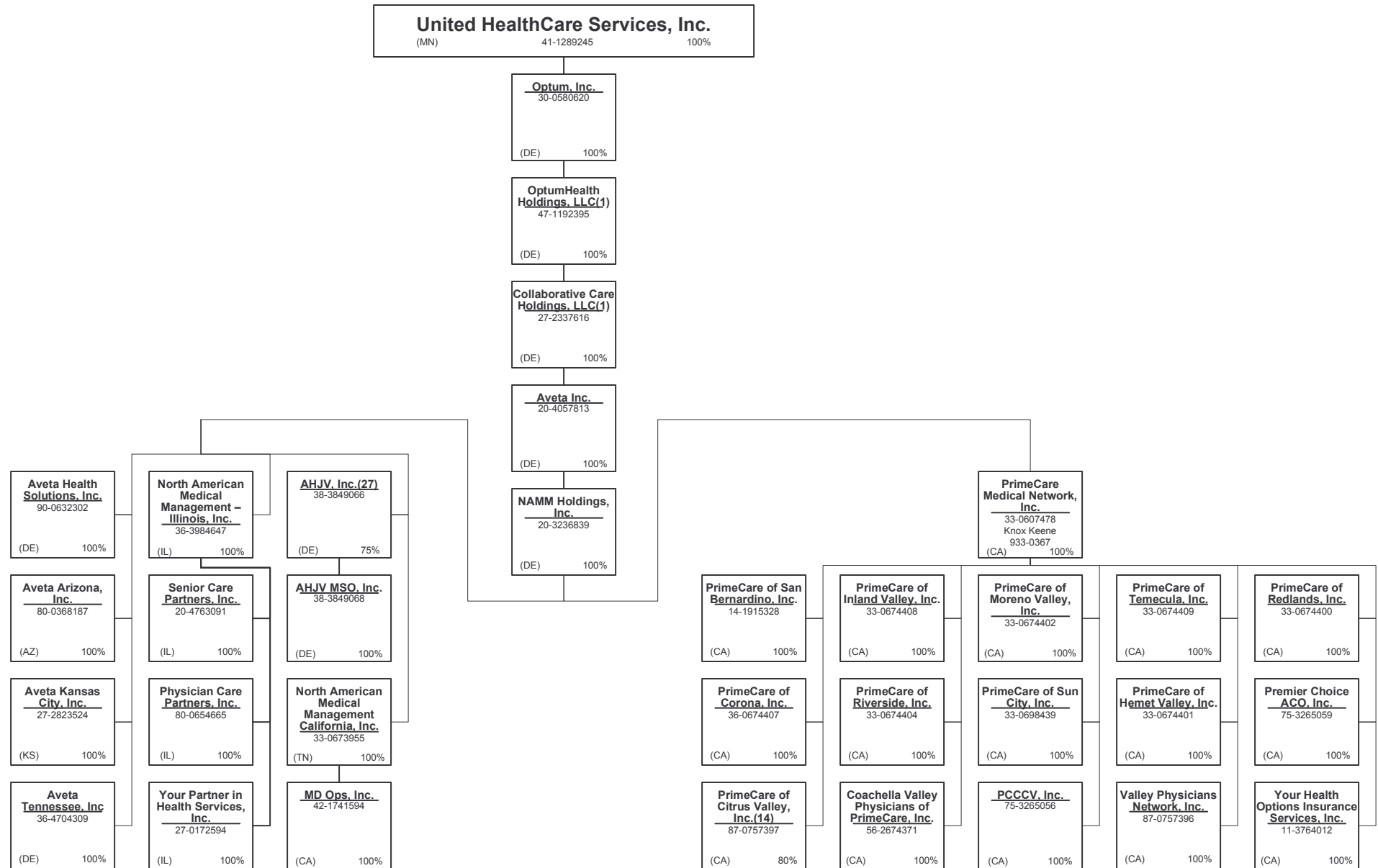


**SCHEDULE Y – INFORMATION CONCERNING ACTIVITIES OF INSURER MEMBERS OF A HOLDING COMPANY GROUP**  
**PART 1 – ORGANIZATIONAL CHART**



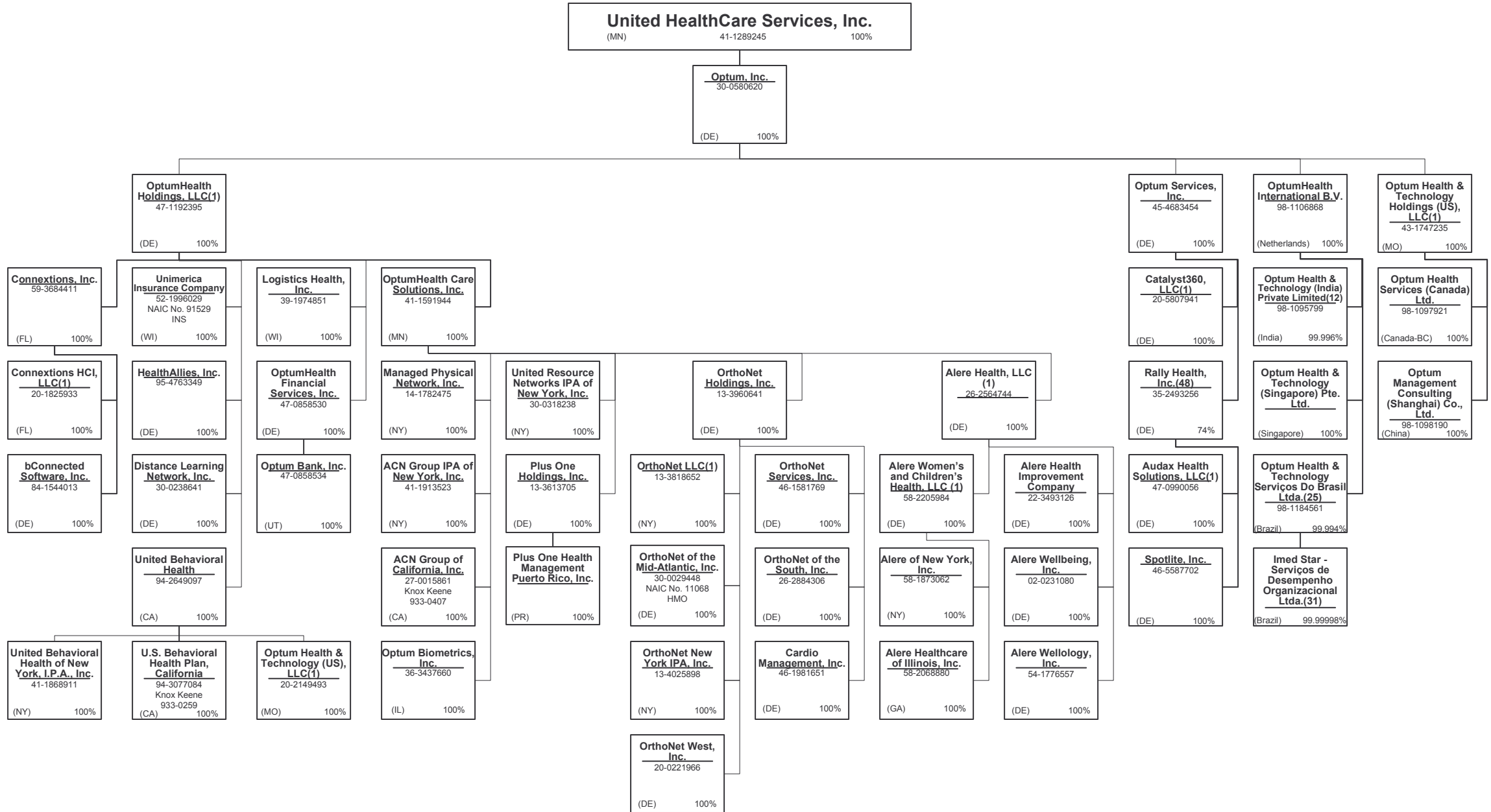
15.4

**SCHEDULE Y – INFORMATION CONCERNING ACTIVITIES OF INSURER MEMBERS OF A HOLDING COMPANY GROUP**  
**PART 1 – ORGANIZATIONAL CHART**



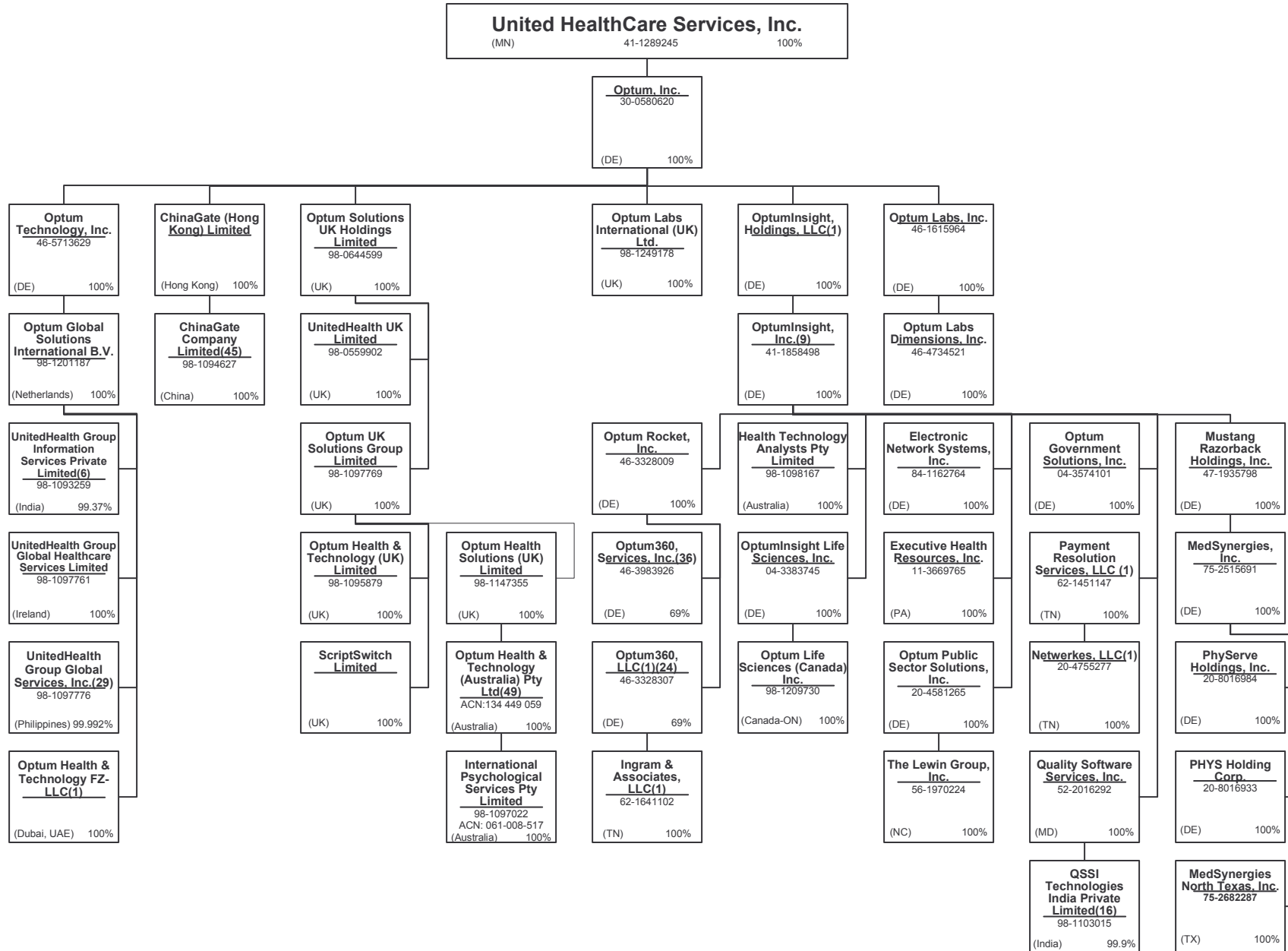
15.5

**SCHEDULE Y – INFORMATION CONCERNING ACTIVITIES OF INSURER MEMBERS OF A HOLDING COMPANY GROUP**  
**PART 1 – ORGANIZATIONAL CHART**

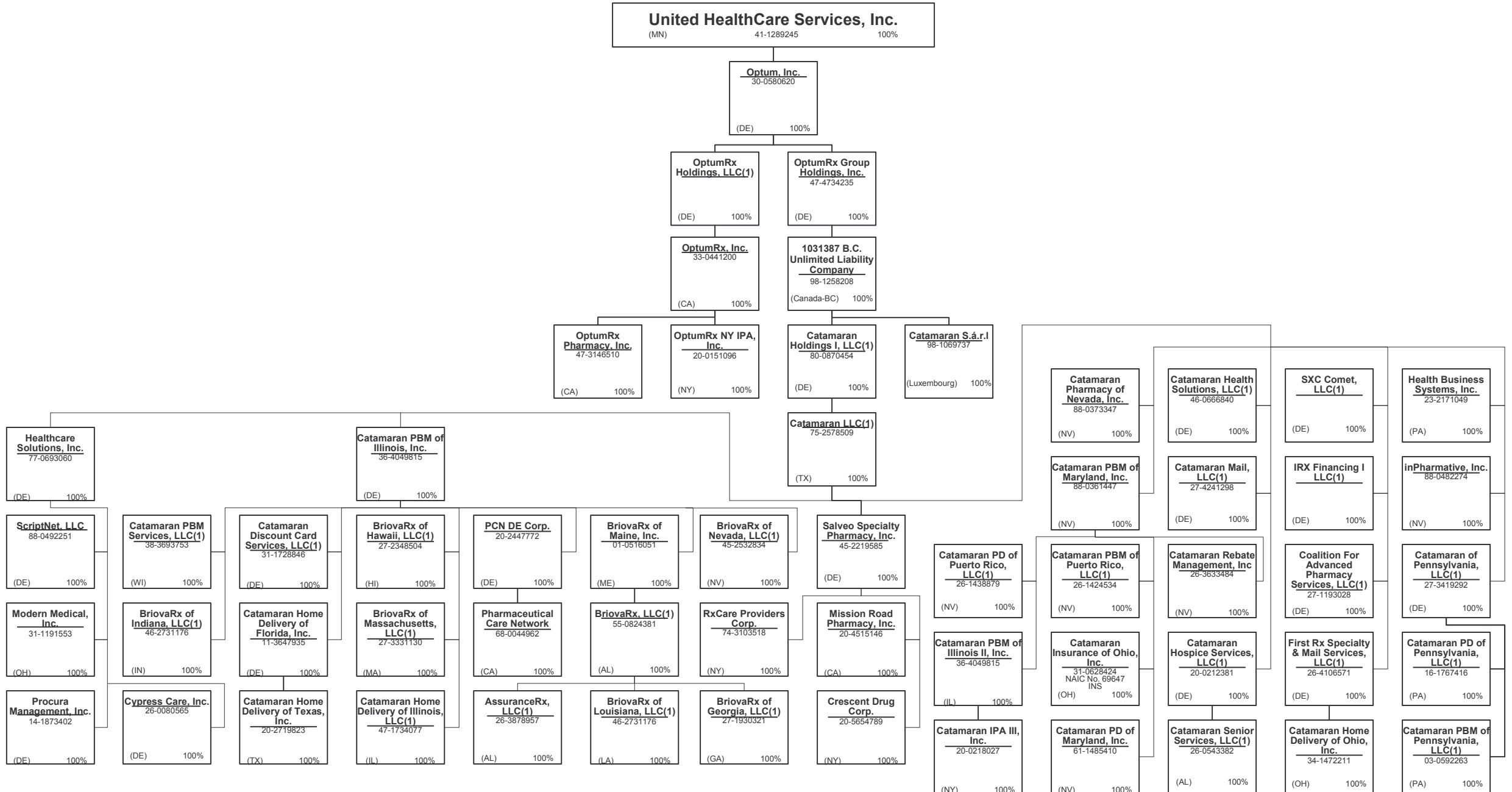


15.6

**SCHEDULE Y – INFORMATION CONCERNING ACTIVITIES OF INSURER MEMBERS OF A HOLDING COMPANY GROUP**  
**PART 1 – ORGANIZATIONAL CHART**



**SCHEDULE Y – INFORMATION CONCERNING ACTIVITIES OF INSURER MEMBERS OF A HOLDING COMPANY GROUP**  
**PART 1 – ORGANIZATIONAL CHART**



15.8

**SCHEDULE Y – INFORMATION CONCERNING ACTIVITIES OF INSURER MEMBERS OF A HOLDING COMPANY GROUP**  
**PART 1 – ORGANIZATIONAL CHART**

**Notes**

All legal entities on the Organization Chart are Corporations unless otherwise indicated.

- (1) Entity is a Limited Liability Company
- (2) Entity is a Partnership
- (3) Entity is a Non-Profit Corporation
- (4) Control of the Foundation is based on sole membership, not the ownership of voting securities
- (5) COI Participações S.A. is 85% owned by Etho – Empresa de Tecnologia Hospitalar Ltda and 15% owned by COIPAR Participações S.A.
- (6) UnitedHealth Group Information Services Private Limited is 99.37% owned by Optum Global Solutions International B.V. The remaining 0.63% is owned by UnitedHealth International, Inc.
- (7) UnitedHealthcare India Private Limited is 99.9935% owned by UnitedHealthcare International II B.V. and 0.0065% owned by UnitedHealth International, Inc.
- (8) General partnership interests are held by United HealthCare Services, Inc. (89.77%) and by UnitedHealthcare, Inc. (10.23%). United HealthCare Services, Inc. also holds 100% of the limited partnership interests. When combining general and limited partner interests, United HealthCare Services, Inc. owns 94.18% and UnitedHealthcare, Inc. owns 5.83%.
- (9) Branch office located in Abu Dhabi, UAE.
- (10) WellMed Medical Management, Inc. is 80% owned by Collaborative Care Holdings, LLC and 20% owned by WMG Healthcare Partners, L.P.
- (11) Seisa Serviços Integrados de Saúde Ltda is 99.999994% owned by Amil Assistência Médica Internacional S.A. and 0.000004% owned by Dental Center Serviços Odontológicos Ltda.
- (12) Optum Health & Technology (India) Private Limited is 99.996% owned by OptumHealth International B.V. and 0.004 % owned by United Behavioral Health.
- (13) INSPIRIS of Texas Physicians Group is a Texas non-profit (taxable) whose sole member is Inspiris Services Company.
- (14) PrimeCare of Citrus Valley, Inc. is 80% owned by PrimeCare Medical Network, Inc. and 20% owned by Citrus Valley Medical Associates, Inc.
- (15) Optum Clinics Holdings, Inc. is 97.2% owned by Collaborative Care Holdings, LLC and 2.8% is owned by external shareholders.
- (16) QSSI Technologies India Private Limited is 99.9% owned by Quality Software Services, Inc. and 0.1% owned by an Indian citizen.
- (17) Amico Saúde Ltda. is 99.99996% owned by Amil Assistência Médica Internacional S.A. and 0.000004% owned by Cemed Care – Empresa de Atendimento Clinico Geral Ltda.
- (18) Esho – Empresa de Serviços Hospitalares S.A. is 98.998588% owned by Amil Assistência Médica Internacional S.A.; 0.041294% owned by Treasury Shares and .960118% owned by external shareholders.
- (19) Etho – Empresa de Tecnologia Hospitalar Ltda. 71.91% owned by Amil Assistência Médica Internacional S.A. and 28.08% owned by an external shareholder.
- (20) Orthology, Inc. is 80% owned by UnitedHealth Group Ventures, LLC and 20% owned by external shareholders.

- (21) Excellion Serviços Biomédicos S.A. is 100% owned by Esho – Empresa de Serviços Hospitalares S.A
- (22) Branch offices in Iraq and Uganda.
- (23) Cemed Care Empresa de Atendimento Clínico Geral Ltda. Is 99.999999% owned by Amil Assistência Médica Internacional S.A. and 0.000001% owned by Amico Saúde Ltda.
- (24) Optum 360, LLC is 69% owned by Optum Rocket, Inc; the remaining 31% is owned by external interest holders.
- (25) Optum Health & Technology Serviços Do Brasil Ltda. is 99.994% owned by OptumHealth International B.V. and .006% owned by OptumInsight, Inc.
- (26) Bosque Medical Center S.A. is 77.68% owned by Amil Assistência Médica Internacional S.A. and 22.319% owned by Etsho – Empresa de Servicios Hospitalarea S.A.
- (27) AHJV, Inc. is 75% owned by NAMM Holdings, Inc. and 25% owned by Humana, Inc.
- (28) Real Appeal, Inc. is majority-owned by UHG or one of its affiliates and the remaining 2% is owned by Real Appeal Management.
- (29) UnitedHealth Group Global Services, Inc. is 99.992% owned by Optum Global Solutions International B.V., and the remaining 0.008% is held by the company's directors.
- (30) Amil Clinical Research Participações Ltda. is 99.95% owned by Amil Lifesciences Participações Ltda. and 0.05% owned by an officer of Amil.
- (31) Imed Star Serviços de Desempenho Organizacional Ltda. is 99.99998% owned by Optum Health & Technology Serviços do Brasil Ltda and 0.00002% owned by UHG Brasil Participações S.A.
- (32) HPP – Medicina Molecular, S.A. is 59.99852% owned by LMN - Laboratórios de Medicina Nuclear, Unipessoal, Lda. And 40.00148% owned by Lusíadas, S.A. and 5% by an officer of Amil.
- (33) Hospital Alvorada Taguatinga Ltda. is 70.79% owned by Amil Assistência Médica Internacional S.A., 29.204% by Bosque Medical Center S.A.
- (34) Amil Lifesciences Participações Ltda. Is 99.999707% owned by Amil Assistência Médica Internacional S.A. and 0.000293% owned by Cemed Care Empresa de Atendimento Clinico Geral Ltda.
- (35) FrontierMedex Kenya Limited is 99.9% owned by FrontierMEDEX Limited and 0.1% owned by UnitedHealthcare International I B.V.
- (36) Optum360 Services, Inc. is 69% owned by Optum Rocket, Inc.; and the remaining 31% is owned by external interest shareholders.
- (37) The limited partners of UnitedHealth Group International, L.P. include FMG Holdings, LLC (14.9292%), Hygeia Corporation (DE) (0.2028%) and UnitedHealth Group Incorporated (84.868%). UnitedHealth Group International GP is the general partner of UnitedHealth Group International, L.P.
- (38) Polar II Fundo de Investimento em Participações is a Brazilian private equity investment fund incorporated in the form of a closed-end condominium.
- (39) XLHealth Corporation India Private Limited is 99.999% held by XLHealth Corporation and 0.001% is held by an officer of the Corporation.

**SCHEDULE Y – INFORMATION CONCERNING ACTIVITIES OF INSURER MEMBERS OF A HOLDING COMPANY GROUP**  
**PART 1 – ORGANIZATIONAL CHART**

**Notes - Continued**

- (40) Amil Assistência Médica Internacional S.A. is 90.23% owned by Polar II Fundo de Investimento em Participações and the remaining 9.77% is owned by the former controlling shareholders of Amil Assistência Médica Internacional S.A.
- (41) Lusiadas A.C.E. is 67% owned by Lusiadas, SGPS, S.A., 10% owned by Lusiadas, S.A., 10% owned by Lusiadas – Parcerias Cascais, S.A., 5% owned by LMN - Laboratórios de Medicina Nuclear, Unipessoal, Lda., 5% owned by HPP – Medicina Molecular, S.A. and 3% owned by HPP Viseu, S.A.
- (42) HPP Viseu, S.A. is 65% owned by Lusiadas, SGPS, S.A. The remaining 35% is jointly owned VISABEIRA Saúde - Serviços de Saúde, S.A., VISABEIRA Participações Financeiras, SGPS, S.A., VISABEIRA Investimentos Financeiros SGPS, S.A. and Ciclorama - Estudos, Projectos e Produções, Lda.
- (43) Frontier Medex Tanzania Limited is 99% owned by FrontierMEDEX Limited. The remaining 1% is owned by a former officer of FrontierMEDEX Limited and is being transferred to UnitedHealthcare International I BV.
- (44) TBD
- (45) Liaison office located in Beijing.
- (46) TBD
- (47) Representative office in Beijing
- (48) The remaining 26% is owned by internal and external investors.
- (49) Branch office located in Hong Kong.
- (50) Dental Center Serviços Odontológicos Ltda. is 65.278% owned by Seisa Servicos Integrados de Saúde Ltda. and 34.72% owned by Ami Assistencia Medica Internacional S.A.
- (51) Hospital AMA S.A. is 50.48% owned by Esho – Empresa de Serviços Hospitalares S.A. and 49.52% owned by Seisa Serviços Integrados de Saúde Ltda.
- (52) WESTMED Practice Partners LLC is 86.15% owned by Collaborative Care Holdings, LLC and 13.85% owned by external shareholders.
- (53) ProHealth Medical Management, LLC is 80% owned by Collaborative Care Holdings, LLC and 20% owned by an external shareholder.
- (54) PROHEALTH FITNESS OF LAKE SUCCESS, LLC IS 82.62% owned by ProHealth Medical Management, LLC and 17.38% by an external shareholder.
- (55) TBD
- (56) Hospital Geral e Maternidade Madre Maria Theodora Ltda. is 99.9999% owned by Esho – Empresa de Serviços Hospitalares S.A. and 0.00001% owned by Cemed Care Empresa de Atendimento Clínico Geral Ltda.
- (57) Angiografia e Hemodinâmica Madre Theodora Ltda. Is 50% owned by Esho – Empresa de Servicos Hospitalares S.A. and 50% owned by 28 individual partners.
- (58) TBD

STATEMENT AS OF SEPTEMBER 30, 2015 OF THE UnitedHealthcare of Ohio, Inc.

**SCHEDULE Y**  
**PART 1A - DETAIL OF INSURANCE HOLDING COMPANY SYSTEM**

1	2	3	4	5	6	7	8	9	10	11	12	13	14	15
Group Code	Group Name	NAIC Company Code	ID Number	Federal RSSD	CIK	Name of Securities Exchange if Publicly Traded (U.S. or International)	Names of Parent, Subsidiaries Or Affiliates	Domiciliary Location	Relationship to Reporting Entity	Directly Controlled by (Name of Entity/Person)	Type of Control (Ownership, Board, Management, Attorney-in-Fact, Influence, Other)	If Control is Ownership Provide Percentage	Ultimate Controlling Entity(ies)/Person(s)	*
		.00000	98-1258208				1031387 B.C. Unlimited Liability Company	..CAN	..NIA	OptumRx Group Holdings, Inc.	Ownership	100.000	UnitedHealth Group Incorporated	
		.00000	27-2624551				310 Canyon Medical, LLC	..CA	..NIA	Monarch Management Services, Inc.	Ownership	100.000	UnitedHealth Group Incorporated	
.0707	UnitedHealth Group Incorporated	.00000	41-1913523				ACN Group IPA of New York, Inc.	..NY	..NIA	OptumHealth Care Solutions, Inc.	Ownership	100.000	UnitedHealth Group Incorporated	
		.00000	27-0015861				ACN Group of California, Inc.	..CA	..IA	OptumHealth Care Solutions, Inc.	Ownership	100.000	UnitedHealth Group Incorporated	
		.00000	38-3849068				AHJV MSO, Inc.	..DE	..NIA	AHJV, Inc.	Ownership	100.000	UnitedHealth Group Incorporated	
		.00000	38-3849066				AHJV, Inc.	..DE	..NIA	NAMM Holdings, Inc.	Ownership	75.000	UnitedHealth Group Incorporated	1
		.00000	22-3493126				Alere Health Improvement Company	..DE	..NIA	Alere Health, LLC	Ownership	100.000	UnitedHealth Group Incorporated	
		.00000	26-2564744				Alere Health, LLC	..DE	..NIA	OptumHealth Care Solutions, Inc.	Ownership	100.000	UnitedHealth Group Incorporated	
		.00000	58-2068880				Alere Healthcare of Illinois, Inc.	..GA	..NIA	Alere Women's and Children's Health, LLC	Ownership	100.000	UnitedHealth Group Incorporated	
		.00000	58-1873062				Alere of New York, Inc.	..NY	..NIA	Alere Women's and Children's Health, LLC	Ownership	100.000	UnitedHealth Group Incorporated	
		.00000	02-0231080				Alere Wellbeing, Inc.	..DE	..NIA	Alere Health, LLC	Ownership	100.000	UnitedHealth Group Incorporated	
		.00000	54-1776557				Alere Wellology, Inc.	..DE	..NIA	Alere Health, LLC	Ownership	100.000	UnitedHealth Group Incorporated	
		.00000	58-2205984				Alere Women's and Children's Health, LLC	..DE	..NIA	Alere Health, LLC	Ownership	100.000	UnitedHealth Group Incorporated	
.0707	UnitedHealth Group Incorporated	82406	35-1665915				All Savers Insurance Company	..IN	..IA	Golden Rule Financial Corporation	Ownership	100.000	UnitedHealth Group Incorporated	
		.73130	35-1744596				All Savers Life Insurance Company of California	..CA	..IA	Golden Rule Financial Corporation	Ownership	100.000	UnitedHealth Group Incorporated	
.0707	UnitedHealth Group Incorporated	.00000	54-1743136				AmeriChoice Corporation	..DE	..NIA	UnitedHealth Group Incorporated	Ownership	100.000	UnitedHealth Group Incorporated	
		.00000	54-1743141				AmeriChoice Health Services, Inc.	..DE	..NIA	AmeriChoice Corporation	Ownership	100.000	UnitedHealth Group Incorporated	
.0707	UnitedHealth Group Incorporated	.13178	26-2481299				AmeriChoice of Connecticut, Inc.	..CT	..IA	AmeriChoice Corporation	Ownership	100.000	UnitedHealth Group Incorporated	
.0707	UnitedHealth Group Incorporated	.95497	22-3368602				AmeriChoice of New Jersey, Inc.	..NJ	..IA	AmeriChoice Corporation	Ownership	100.000	UnitedHealth Group Incorporated	
		.00000	98-1108620				Amico Saúde Ltda.	..BRA	..NIA	Amil Assistência Médica Internacional S.A.	Ownership	100.000	UnitedHealth Group Incorporated	
		.00000	98-1108620				Amico Saúde Ltda.	..BRA	..NIA	Cemed Care - Empresa de Atendimento Clínico Geral Ltda.	Ownership	0.000	UnitedHealth Group Incorporated	
		.00000					Amil Assistência Médica Internacional S.A.	..BRA	..NIA	Polar II Fundo de Investimento em Participações	Ownership	90.230	UnitedHealth Group Incorporated	2
		.00000	98-1109085				Amil Clinical Research Participações Ltda.	..BRA	..NIA	Amil Lifesciences Participações Ltda.	Ownership	99.950	UnitedHealth Group Incorporated	3
		.00000	98-1138212				AMIL International S.á.r.l.	..LUX	..NIA	Amil Assistência Médica Internacional S.A.	Ownership	100.000	UnitedHealth Group Incorporated	
		.00000	98-1110579				Amil Lifesciences Participações Ltda.	..BRA	..NIA	Amil Assistência Médica Internacional S.A.	Ownership	99.997	UnitedHealth Group Incorporated	
		.00000	98-1110579				Amil Lifesciences Participações Ltda.	..BRA	..NIA	Cemed Care - Empresa de Atendimento Clínico Geral Ltda.	Ownership	0.003	UnitedHealth Group Incorporated	
		.00000					Angiografia e Hemodinâmica Madre Theodora Ltda.	..BRA	..NIA	Esho - Empresa de Serviços Hospitalares S.A.	Ownership	50.000	UnitedHealth Group Incorporated	4
		.00000	27-2068687				AppleCare Medical Management, LLC	..CA	..NIA	Collaborative Care Holdings, LLC	Ownership	100.000	UnitedHealth Group Incorporated	
		.00000	86-0813232				Arizona Physicians IPA, Inc.	..AZ	..IA	UnitedHealthcare, Inc.	Ownership	100.000	UnitedHealth Group Incorporated	
		.00000	90-0369702				ASI Global, LLC	..TX	..NIA	FrontierMEDEX, Inc.	Ownership	100.000	UnitedHealth Group Incorporated	
		.00000	26-3878957				AssuranceRx, LLC	..AL	..NIA	BriovaRx, LLC	Ownership	100.000	UnitedHealth Group Incorporated	
		.00000	47-0990056				Audax Health Solutions, LLC	..DE	..NIA	Rally Health, Inc.	Ownership	100.000	UnitedHealth Group Incorporated	
		.00000	80-0368187				Aveta Arizona, Inc.	..AZ	..NIA	NAMM Holdings, Inc.	Ownership	100.000	UnitedHealth Group Incorporated	
		.00000	90-0632302				Aveta Health Solutions Inc.	..DE	..NIA	NAMM Holdings, Inc.	Ownership	100.000	UnitedHealth Group Incorporated	
		.00000	20-4057813				Aveta Inc.	..DE	..NIA	Collaborative Care Holdings, LLC	Ownership	100.000	UnitedHealth Group Incorporated	
		.00000	27-2823524				Aveta Kansas City, Inc.	..KS	..NIA	NAMM Holdings, Inc.	Ownership	100.000	UnitedHealth Group Incorporated	
		.00000	36-4704309				Aveta Tennessee, Inc	..DE	..NIA	NAMM Holdings, Inc.	Ownership	100.000	UnitedHealth Group Incorporated	
		.00000	84-1544013				bConnected Software, Inc.	..DE	..NIA	Connexions, Inc.	Ownership	100.000	UnitedHealth Group Incorporated	
		.00000	88-0267857				Behavioral Healthcare Options, Inc.	..NV	..NIA	Sierra Health Services, Inc.	Ownership	100.000	UnitedHealth Group Incorporated	

STATEMENT AS OF SEPTEMBER 30, 2015 OF THE UnitedHealthcare of Ohio, Inc.

**SCHEDULE Y**  
**PART 1A - DETAIL OF INSURANCE HOLDING COMPANY SYSTEM**

1	2	3	4	5	6	7	8	9	10	11	12	13	14	15
Group Code	Group Name	NAIC Company Code	ID Number	Federal RSSD	CIK	Name of Securities Exchange if Publicly Traded (U.S. or International)	Names of Parent, Subsidiaries Or Affiliates	Domiciliary Location	Relationship to Reporting Entity	Directly Controlled by (Name of Entity/Person)	Type of Control (Ownership, Board, Management, Attorney-in-Fact, Influence, Other)	If Control is Ownership Provide Percentage	Ultimate Controlling Entity(ies)/Person(s)	*
		00000	98-1112673				Bosque Medical Center S.A.	BRA	NIA	Amil Assistência Médica Internacional S.A.	Ownership	77.681	UnitedHealth Group Incorporated	
		00000	98-1112673				Bosque Medical Center S.A.	BRA	NIA	Esho – Empresa de Serviços Hospitalares S.A.	Ownership	22.319	UnitedHealth Group Incorporated	
		00000	27-1930321				BriovaRx of Georgia, LLC	GA	NIA	BriovaRx, LLC	Ownership	100.000	UnitedHealth Group Incorporated	
		00000	27-2348504				BriovaRx of Hawaii, LLC	HI	NIA	Catamaran PBM of Illinois, Inc.	Ownership	100.000	UnitedHealth Group Incorporated	
		00000	46-2731176				BriovaRx of Indiana, LLC	IN	NIA	Catamaran PBM of Illinois, Inc.	Ownership	100.000	UnitedHealth Group Incorporated	
		00000	46-2790537				BriovaRx of Louisiana, LLC	LA	NIA	BriovaRx, LLC	Ownership	100.000	UnitedHealth Group Incorporated	
		00000	01-0516051				BriovaRx of Maine, Inc.	ME	NIA	Catamaran PBM of Illinois, Inc.	Ownership	100.000	UnitedHealth Group Incorporated	
		00000	27-3331130				BriovaRx of Massachusetts, LLC	MA	NIA	Catamaran PBM of Illinois, Inc.	Ownership	100.000	UnitedHealth Group Incorporated	
		00000	45-2532834				BriovaRx of Nevada, LLC	NV	NIA	Catamaran PBM of Illinois, Inc.	Ownership	100.000	UnitedHealth Group Incorporated	
		00000	55-0824381				BriovaRx, LLC	AL	NIA	BriovaRx of Maine, Inc.	Ownership	100.000	UnitedHealth Group Incorporated	
		00000	46-1981651				Cardio Management, Inc.	DE	NIA	OrthoNet Holdings, Inc.	Ownership	100.000	UnitedHealth Group Incorporated	
		00000	20-8375685				Care Improvement Plus Group Management, LLC	MD	NIA	XLHealth Corporation	Ownership	100.000	UnitedHealth Group Incorporated	
0707	UnitedHealth Group Incorporated	12313	20-2412936				Care Improvement Plus of Maryland, Inc.	MD	IA	XLHealth Corporation	Ownership	100.000	UnitedHealth Group Incorporated	
0707	UnitedHealth Group Incorporated	12558	45-4976934				Care Improvement Plus of Texas Insurance Company	TX	IA	XLHealth Corporation	Ownership	100.000	UnitedHealth Group Incorporated	
0707	UnitedHealth Group Incorporated	12567	20-3888112				Care Improvement Plus South Central Insurance Company	AR	IA	XLHealth Corporation	Ownership	100.000	UnitedHealth Group Incorporated	
0707	UnitedHealth Group Incorporated	14041	27-5038136				Care Improvement Plus Wisconsin Insurance Company	WI	IA	XLHealth Corporation	Ownership	100.000	UnitedHealth Group Incorporated	
		00000	20-5807941				Catalyst360, LLC	DE	NIA	Optum Services, Inc.	Ownership	100.000	UnitedHealth Group Incorporated	
		00000	31-1728846				Catamaran Discount Card Services, LLC	DE	NIA	Catamaran PBM of Illinois, Inc.	Ownership	100.000	UnitedHealth Group Incorporated	
		00000	46-0666840				Catamaran Health Solutions, LLC	DE	NIA	Catamaran LLC	Ownership	100.000	UnitedHealth Group Incorporated	
		00000	80-0870454				Catamaran Holdings I, LLC	DE	NIA	1031387 B.C. Unlimited Liability Company	Ownership	100.000	UnitedHealth Group Incorporated	
		00000	11-3647935				Catamaran Home Delivery of Florida, Inc.	DE	NIA	Catamaran PBM of Illinois, Inc.	Ownership	100.000	UnitedHealth Group Incorporated	
		00000	47-1734077				Catamaran Home Delivery of Illinois, LLC	IL	NIA	Catamaran PBM of Illinois, Inc.	Ownership	100.000	UnitedHealth Group Incorporated	
		00000	34-1472211				Catamaran Home Delivery of Ohio, Inc.	OH	NIA	First Rx Specialty & Mail Services, LLC	Ownership	100.000	UnitedHealth Group Incorporated	
		00000	20-2719823				Catamaran Home Delivery of Texas, Inc.	TX	NIA	Catamaran Home Delivery of Florida, Inc.	Ownership	100.000	UnitedHealth Group Incorporated	
0707	UnitedHealth Group Incorporated	69647	31-0628424				Catamaran Hospice Services, LLC	DE	NIA	Catamaran Health Solutions, LLC	Ownership	100.000	UnitedHealth Group Incorporated	
		00000	20-0212381				Catamaran Insurance of Ohio, Inc.	OH	IA	Catamaran PBM of Maryland, Inc.	Ownership	100.000	UnitedHealth Group Incorporated	
		00000	20-0218027				Catamaran IPA III, Inc.	NV	NIA	Catamaran PBM of Illinois II, Inc.	Ownership	100.000	UnitedHealth Group Incorporated	
		00000	75-2578509				Catamaran LLC	TX	NIA	Catamaran Holdings I, LLC	Ownership	100.000	UnitedHealth Group Incorporated	
		00000	27-3419292				Catamaran of Pennsylvania, LLC	DE	NIA	Catamaran Health Solutions, LLC	Ownership	100.000	UnitedHealth Group Incorporated	
		00000	36-4049815				Catamaran PBM of Illinois II, Inc.	IL	NIA	Catamaran PBM of Maryland, Inc.	Ownership	100.000	UnitedHealth Group Incorporated	
		00000	11-2581812				Catamaran PBM of Illinois, Inc.	DE	NIA	Catamaran LLC	Ownership	100.000	UnitedHealth Group Incorporated	
		00000	88-0361447				Catamaran PBM of Maryland, Inc.	NV	NIA	Catamaran Health Solutions, LLC	Ownership	100.000	UnitedHealth Group Incorporated	
		00000	03-0592263				Catamaran PBM of Pennsylvania, LLC	PA	NIA	Catamaran of Pennsylvania, LLC	Ownership	100.000	UnitedHealth Group Incorporated	
		00000	26-1424534				Catamaran PBM of Puerto Rico, LLC	NV	NIA	Catamaran PBM of Maryland, Inc.	Ownership	100.000	UnitedHealth Group Incorporated	
		00000	38-3693753				Catamaran PBM Services, LLC	WI	NIA	Catamaran PBM of Illinois, Inc.	Ownership	100.000	UnitedHealth Group Incorporated	
		00000	61-1485410				Catamaran PD of Maryland, Inc.	NV	NIA	Catamaran PBM of Maryland, Inc.	Ownership	100.000	UnitedHealth Group Incorporated	
		00000	16-1767416				Catamaran PD of Pennsylvania, LLC	PA	NIA	Catamaran of Pennsylvania, LLC	Ownership	100.000	UnitedHealth Group Incorporated	
		00000	26-1438879				Catamaran PD of Puerto Rico, LLC	NV	NIA	Catamaran PBM of Maryland, Inc.	Ownership	100.000	UnitedHealth Group Incorporated	
		00000	88-0373347				Catamaran Pharmacy of Nevada, Inc.	NV	NIA	Catamaran Health Solutions, LLC	Ownership	100.000	UnitedHealth Group Incorporated	
		00000	26-3633484				Catamaran Rebate Management, Inc.	NV	NIA	Catamaran PBM of Maryland, Inc.	Ownership	100.000	UnitedHealth Group Incorporated	
		00000	98-1069737				Catamaran S.á.r.l.	LUX	NIA	1031387 B.C. Unlimited Liability Company	Ownership	100.000	UnitedHealth Group Incorporated	
		00000	26-0543382				Catamaran Senior Services, LLC	AL	NIA	Catamaran Hospice Services, LLC	Ownership	100.000	UnitedHealth Group Incorporated	

STATEMENT AS OF SEPTEMBER 30, 2015 OF THE UnitedHealthcare of Ohio, Inc.

**SCHEDULE Y**  
**PART 1A - DETAIL OF INSURANCE HOLDING COMPANY SYSTEM**

1	2	3	4	5	6	7	8	9	10	11	12	13	14	15
Group Code	Group Name	NAIC Company Code	ID Number	Federal RSSD	CIK	Name of Securities Exchange if Publicly Traded (U.S. or International)	Names of Parent, Subsidiaries Or Affiliates	Domiciliary Location	Relationship to Reporting Entity	Directly Controlled by (Name of Entity/Person)	Type of Control (Ownership, Board, Management, Attorney-in-Fact, Influence, Other)	If Control is Ownership Provide Percentage	Ultimate Controlling Entity(ies)/Person(s)	*
		.00000	98-1111491				Cemed Care - Empresa de Atendimento Clínico Geral Ltda.	.BRA	.NIA	Amil Assistência Médica Internacional S.A.	Ownership	100.000	UnitedHealth Group Incorporated	
		.00000	98-1111491				Cemed Care - Empresa de Atendimento Clínico Geral Ltda.	.BRA	.NIA	Amico Saúde Ltda.	Ownership	0.000	UnitedHealth Group Incorporated	
		.00000					ChinaGate (Hong Kong) Limited	.HKG	.NIA	Optum, Inc.	Ownership	100.000	UnitedHealth Group Incorporated	
		.00000	98-1094627				ChinaGate Company Limited	.CHN	.NIA	ChinaGate (Hong Kong) Limited	Ownership	100.000	UnitedHealth Group Incorporated	
		.00000					CMS - Central de Manipulação e Serviços Farmacêuticos S.A.	.BRA	.NIA	COI - Clínicas Oncológicas Integradas S.A.	Ownership	100.000	UnitedHealth Group Incorporated	
		.00000	56-2674371				Coachella Valley Physicians of PrimeCare, Inc.	.CA	.NIA	PrimeCare Medical Network, Inc.	Ownership	100.000	UnitedHealth Group Incorporated	
		.00000	27-1193028				Coalition For Advanced Pharmacy Services, LLC	.DE	.NIA	Catamaran Health Solutions, LLC	Ownership	100.000	UnitedHealth Group Incorporated	
		.00000					COI - Clínicas Oncológicas Integradas S.A.	.BRA	.NIA	COI Participações S.A.	Ownership	100.000	UnitedHealth Group Incorporated	
		.00000					COI Participações S.A.	.BRA	.NIA	ESHO - Empresa de Serviços Hospitalares S.A.	Ownership	85.000	UnitedHealth Group Incorporated	1
		.00000	27-2337616				Collaborative Care Holdings, LLC	.DE	.NIA	OptumHealth Holdings, LLC	Ownership	100.000	UnitedHealth Group Incorporated	
		.00000	27-2337487				Collaborative Care Services, Inc.	.DE	.NIA	Collaborative Care Holdings, LLC	Ownership	100.000	UnitedHealth Group Incorporated	
		.00000	27-3470466				Collaborative Care Solutions, LLC	.DE	.NIA	Collaborative Care Services, Inc.	Ownership	100.000	UnitedHealth Group Incorporated	
		.00000	45-2614005				Collaborative Realty, LLC	.NY	.NIA	Collaborative Care Holdings, LLC	Ownership	100.000	UnitedHealth Group Incorporated	
		.00000	11-3647007				Comfort Care Transportation, LLC	.TX	.NIA	WellMed Medical Management, Inc.	Ownership	100.000	UnitedHealth Group Incorporated	
		.00000	61-1351358				Commonwealth Administrators, LLC	.KY	.NIA	UMR, Inc.	Ownership	100.000	UnitedHealth Group Incorporated	
		.00000	20-1825933				Connexions HCl, LLC	.FL	.NIA	Connexions, Inc.	Ownership	100.000	UnitedHealth Group Incorporated	
		.00000	59-3684411				Connexions, Inc.	.FL	.NIA	OptumHealth Holdings, LLC	Ownership	100.000	UnitedHealth Group Incorporated	
		.00000	20-5654789				Crescent Drug Corp.	.NY	.NIA	Salveo Specialty Pharmacy, Inc.	Ownership	100.000	UnitedHealth Group Incorporated	
		.00000	26-0080565				Cypress Care, Inc.	.DE	.NIA	Healthcare Solutions, Inc.	Ownership	100.000	UnitedHealth Group Incorporated	
		.00000	52-1811176				DBP Services of New York IPA, Inc.	.NY	.NIA	Dental Benefit Providers, Inc.	Ownership	100.000	UnitedHealth Group Incorporated	
.0707	UnitedHealth Group Incorporated		52-1452809				Dental Benefit Providers of California, Inc.	.CA	.IA	Dental Benefit Providers, Inc.	Ownership	100.000	UnitedHealth Group Incorporated	
.0707	UnitedHealth Group Incorporated	52053	36-4008355				Dental Benefit Providers of Illinois, Inc.	.IL	.IA	Dental Benefit Providers, Inc.	Ownership	100.000	UnitedHealth Group Incorporated	
		.00000	41-2014834				Dental Benefit Providers, Inc.	.DE	.NIA	United HealthCare Services, Inc.	Ownership	100.000	UnitedHealth Group Incorporated	
		.00000	98-1203407				Dental Center Serviços Odontológicos Ltda.	.BRA	.NIA	Seisa Serviços Integrados de Saúde Ltda.	Ownership	65.280	UnitedHealth Group Incorporated	
		.00000	98-1203407				Dental Center Serviços Odontológicos Ltda.	.BRA	.NIA	Amil Assistência Médica Internacional S.A.	Ownership	34.720	UnitedHealth Group Incorporated	
		.00000	30-0238641				Distance Learning Network, Inc.	.DE	.NIA	OptumHealth Holdings, LLC	Ownership	100.000	UnitedHealth Group Incorporated	
		.00000					Duncan Printing Services, LLC	.SC	.NIA	UnitedHealthcare Insurance Company	Ownership	100.000	UnitedHealth Group Incorporated	
		.00000	59-3625966				DWIC of Tampa Bay, Inc.	.FL	.NIA	MedExpress Development, LLC	Ownership	100.000	UnitedHealth Group Incorporated	
		.00000	84-1162764				Electronic Network Systems, Inc.	.DE	.NIA	OptumInsight, Inc.	Ownership	100.000	UnitedHealth Group Incorporated	
		.00000	98-1103713				ELG FZE	.ARE	.NIA	Frontier MEDEX Limited	Ownership	100.000	UnitedHealth Group Incorporated	
		.00000	98-1111172				Esho - Empresa de Serviços Hospitalares S.A.	.BRA	.NIA	Amil Assistência Médica Internacional S.A.	Ownership	98.990	UnitedHealth Group Incorporated	5
		.00000					Etho - Empresa de Tecnologia Hospitalar Ltda.	.BRA	.NIA	Amil Assistência Médica Internacional S.A.	Ownership	71.920	UnitedHealth Group Incorporated	6
		.00000	86-0964571				Evercare Collaborative Solutions, Inc.	.DE	.NIA	Ovations, Inc.	Ownership	100.000	UnitedHealth Group Incorporated	
		.00000	98-1111239				Excellion Serviços Biomédicos S.A.	.BRA	.NIA	Esho - Empresa de Serviços Hospitalares S.A.	Ownership	100.000	UnitedHealth Group Incorporated	
		.00000	11-3669765				Executive Health Resources, Inc.	.PA	.NIA	OptumInsight, Inc.	Ownership	100.000	UnitedHealth Group Incorporated	
		.00000					Exploration for Mine Clearance LLC	.JRK	.NIA	Frontier MEDEX Limited	Ownership	100.000	UnitedHealth Group Incorporated	
		.00000	98-1113428				Exploration Logistics B.C. Ltd.	.CAN	.NIA	FrontierMEDEX Canada Limited	Ownership	100.000	UnitedHealth Group Incorporated	

STATEMENT AS OF SEPTEMBER 30, 2015 OF THE UnitedHealthcare of Ohio, Inc.

**SCHEDULE Y**  
**PART 1A - DETAIL OF INSURANCE HOLDING COMPANY SYSTEM**

1	2	3	4	5	6	7	8	9	10	11	12	13	14	15
Group Code	Group Name	NAIC Company Code	ID Number	Federal RSSD	CIK	Name of Securities Exchange if Publicly Traded (U.S. or International)	Names of Parent, Subsidiaries Or Affiliates	Domiciliary Location	Relationship to Reporting Entity	Directly Controlled by (Name of Entity/Person)	Type of Control (Ownership, Board, Management, Attorney-in-Fact, Influence, Other)	If Control is Ownership Provide Percentage	Ultimate Controlling Entity(ies)/Person(s)	*
		.00000	88-0223385				Family Health Care Services	.NV	NIA	Sierra Health Services, Inc.	Ownership	100.000	UnitedHealth Group Incorporated	
		.00000	88-0257036				Family Home Hospice, Inc.	.NV	NIA	Sierra Health Services, Inc.	Ownership	100.000	UnitedHealth Group Incorporated	
		.00000	26-4106571				First Rx Specialty & Mail Services, LLC	.DE	NIA	Catamaran Health Solutions, LLC	Ownership	100.000	UnitedHealth Group Incorporated	
		.00000	35-2456267				FMG Holdings, LLC	.DE	NIA	UnitedHealth Group Incorporated	Ownership	100.000	UnitedHealth Group Incorporated	
		.00000	86-0908902				FOR HEALTH OF ARIZONA, INC.	.AZ	NIA	For Health, Inc.	Ownership	100.000	UnitedHealth Group Incorporated	
		.00000	33-0766617				For Health, Inc.	.DE	NIA	Inspiris, Inc.	Ownership	100.000	UnitedHealth Group Incorporated	
		.00000					Frontier MEDEX Limited	.GBR	NIA	UnitedHealthcare International I B.V.	Ownership	100.000	UnitedHealth Group Incorporated	
		.00000					Frontier Medex Tanzania Limited	.TZA	NIA	Frontier MEDEX Limited	Ownership	99.000	UnitedHealth Group Incorporated	3
		.00000	68-0679514				FrontierMEDEX (RMS), Inc.	.DE	NIA	FMG Holdings, LLC	Ownership	100.000	UnitedHealth Group Incorporated	
		.00000	98-1103497				FrontierMEDEX Canada Holdings Ltd.	.CAN	NIA	UnitedHealthcare International I B.V.	Ownership	100.000	UnitedHealth Group Incorporated	
		.00000	98-1104429				FrontierMEDEX Canada Limited	.CAN	NIA	FrontierMEDEX Canada Holdings Ltd.	Ownership	100.000	UnitedHealth Group Incorporated	
		.00000	45-5339512				FrontierMEDEX Government Services, LLC	.DE	NIA	FMG Holdings, LLC	Ownership	100.000	UnitedHealth Group Incorporated	
		.00000	98-1147103				FrontierMedex Kenya Limited	.KEN	NIA	Frontier MEDEX Limited	Ownership	99.900	UnitedHealth Group Incorporated	
		.00000	98-1147103				FrontierMedex Kenya Limited	.KEN	NIA	UnitedHealthcare International I B.V.	Ownership	0.100	UnitedHealth Group Incorporated	
		.00000	98-1101521				FrontierMEDEX Limited		NIA	Frontier MEDEX Limited	Ownership	100.000	UnitedHealth Group Incorporated	
		.00000	33-1219808				FrontierMEDEX US, Inc.	.DE	NIA	FMG Holdings, LLC	Ownership	100.000	UnitedHealth Group Incorporated	
		.00000	52-2230470				FrontierMEDEX, Inc.	.MN	NIA	FrontierMEDEX US, Inc.	Ownership	100.000	UnitedHealth Group Incorporated	
		.00000	37-0920164				gethealthinsurance.com Agency, Inc	.IN	NIA	Golden Rule Financial Corporation	Ownership	100.000	UnitedHealth Group Incorporated	
		.00000	20-3420886				Golden Outlook, Inc.	.CA	NIA	Collaborative Care Holdings, LLC	Ownership	100.000	UnitedHealth Group Incorporated	
.0707	UnitedHealth Group Incorporated	.62286	37-0855360	3057283			Golden Rule Financial Corporation	.DE	NIA	UnitedHealth Group Incorporated	Ownership	100.000	UnitedHealth Group Incorporated	
		.00000	37-6028756				Golden Rule Insurance Company	.IN	IA	Golden Rule Financial Corporation	Ownership	100.000	UnitedHealth Group Incorporated	
.0707	UnitedHealth Group Incorporated	.79480	98-0213198				H&W Indemnity (SPC), Ltd.	.CYM	NIA	UnitedHealth Group Incorporated	Ownership	100.000	UnitedHealth Group Incorporated	
		.00000	35-1279304				Harken Health Insurance Company	.WI	IA	UnitedHealthcare, Inc.	Ownership	100.000	UnitedHealth Group Incorporated	
		.00000	23-2171049				Health Business Systems, Inc.	.PA	NIA	Catamaran LLC	Ownership	100.000	UnitedHealth Group Incorporated	
.0707	UnitedHealth Group Incorporated	.43893	13-3584296				Health Net Insurance of New York, Inc.	.NY	IA	Oxford Health Plans LLC	Ownership	100.000	UnitedHealth Group Incorporated	
		.00000	98-0153069				Health Net Services (Bermuda) Ltd.	.BMU	NIA	Oxford Health Plans LLC	Ownership	100.000	UnitedHealth Group Incorporated	
.0707	UnitedHealth Group Incorporated	.96342	88-0201035				Health Plan of Nevada, Inc.	.NV	IA	Sierra Health Services, Inc.	Ownership	100.000	UnitedHealth Group Incorporated	
		.00000	98-1098167				Health Technology Analysts Pty Limited	.AUS	NIA	OptumInsight, Inc.	Ownership	100.000	UnitedHealth Group Incorporated	
		.00000	95-4763349				HealthAllies, Inc.	.DE	NIA	OptumHealth Holdings, LLC	Ownership	100.000	UnitedHealth Group Incorporated	
		.00000	77-0693060				Healthcare Solutions, Inc.	.DE	NIA	Catamaran LLC	Ownership	100.000	UnitedHealth Group Incorporated	
		.00000	84-1472832				Highlands Ranch Healthcare, LLC	.CO	NIA	Urgent Care MSO, LLC	Ownership	100.000	UnitedHealth Group Incorporated	
		.00000	20-8910978				Hospice Inspiris Holdings, Inc.	.TN	NIA	Inspiris, Inc.	Ownership	100.000	UnitedHealth Group Incorporated	
		.00000	98-1111920				Hospital Alvorada de Taguatinga Ltda.	.BRA	NIA	Amil Assistência Médica Internacional S.A.	Ownership	70.796	UnitedHealth Group Incorporated	
		.00000	98-1111920				Hospital Alvorada de Taguatinga Ltda.	.BRA	NIA	Bosque Medical Center S.A.	Ownership	29.204	UnitedHealth Group Incorporated	
		.00000	98-1202916				Hospital AMA S.A.	.BRA	NIA	Esho - Empresa de Serviços Hospitalares S.A.	Ownership	50.480	UnitedHealth Group Incorporated	
		.00000	98-1202916				Hospital AMA S.A.	.BRA	NIA	Seisa Serviços Integrados de Saúde Ltda.	Ownership	49.520	UnitedHealth Group Incorporated	
		.00000	98-1203135				Hospital Carlos Chagas S.A.	.BRA	NIA	Esho - Empresa de Serviços Hospitalares S.A.	Ownership	100.000	UnitedHealth Group Incorporated	
		.00000					HPP - Medicina Molecular, S.A.	.PRT	NIA	LMN - Laboratório de Medicina Nuclear, Unipessoal, Lda.	Ownership	59.999	UnitedHealth Group Incorporated	
		.00000					HPP - Medicina Molecular, S.A.	.PRT	NIA	Lusíadas, S.A.	Ownership	40.001	UnitedHealth Group Incorporated	
		.00000	98-1139169				HPP Viseu, S.A.	.PRT	NIA	Lusíadas, S.A.	Ownership	65.000	UnitedHealth Group Incorporated	1
		.00000	26-2912304				Humedica, Inc.	.DE	NIA	United HealthCare Services, Inc.	Ownership	100.000	UnitedHealth Group Incorporated	
		.00000	36-4331825				Hygeia Corporation	.DE	NIA	UnitedHealth International, Inc.	Ownership	100.000	UnitedHealth Group Incorporated	
		.00000	98-1099968				Hygeia Corporation	.CAN	NIA	UnitedHealth Group International L.P.	Ownership	100.000	UnitedHealth Group Incorporated	
		.00000					Imed Star - Serviços de Desempenho Organizacional Ltda.	.BRA	NIA	Optum Health & Technology Serviços Do Brasil Ltda.	Ownership	100.000	UnitedHealth Group Incorporated	

STATEMENT AS OF SEPTEMBER 30, 2015 OF THE UnitedHealthcare of Ohio, Inc.

**SCHEDULE Y**  
**PART 1A - DETAIL OF INSURANCE HOLDING COMPANY SYSTEM**

1	2	3	4	5	6	7	8	9	10	11	12	13	14	15
Group Code	Group Name	NAIC Company Code	ID Number	Federal RSSD	CIK	Name of Securities Exchange if Publicly Traded (U.S. or International)	Names of Parent, Subsidiaries Or Affiliates	Domiciliary Location	Relationship to Reporting Entity	Directly Controlled by (Name of Entity/Person)	Type of Control (Ownership, Board, Management, Attorney-in-Fact, Influence, Other)	If Control is Ownership Provide Percentage	Ultimate Controlling Entity(ies)/Person(s)	*
		.00000					Imed Star – Serviços de Desempenho Organizacional Ltda.	.BRA	.NIA	UHG Brasil Participações S.A.	Ownership	..0.000	UnitedHealth Group Incorporated	
		.00000	62-1641102				Ingram & Associates, LLC	.TN	.NIA	Optum360, LLC	Ownership	..100.000	UnitedHealth Group Incorporated	
		.00000	88-0482274				inPharmative, Inc.	.NV	.NIA	Catamaran Health Solutions, LLC	Ownership	..100.000	UnitedHealth Group Incorporated	
		.00000	13-4138668				INSPIRIS of New York IPA, Inc.	.NY	.NIA	Inspiris, Inc.	Ownership	..100.000	UnitedHealth Group Incorporated	
		.00000	13-4138665				INSPIRIS of New York Management, Inc.	.NY	.NIA	Inspiris, Inc.	Ownership	..100.000	UnitedHealth Group Incorporated	
		.00000	20-5355196				Inspiris of Tennessee, Inc.	.TN	.NIA	Inspiris, Inc.	Ownership	..100.000	UnitedHealth Group Incorporated	
		.00000	26-2885572				INSPIRIS of Texas Physician Group	.TX	.NIA	Inspiris Services Company	Ownership	..100.000	UnitedHealth Group Incorporated	
		.00000	26-0683057				Inspiris Services Company	.TN	.NIA	Inspiris, Inc.	Ownership	..100.000	UnitedHealth Group Incorporated	
		.00000	33-0766366				Inspiris, Inc.	.DE	.NIA	Collaborative Care Holdings, LLC	Ownership	..100.000	UnitedHealth Group Incorporated	
		.00000	98-1097022				International Psychological Services Pty Limited	.AUS	.NIA	Optum Health & Technology (Australia) Pty Ltd	Ownership	..100.000	UnitedHealth Group Incorporated	
		.00000					IRX Financing I LLC	.DE	.NIA	Catamaran LLC	Ownership	..100.000	UnitedHealth Group Incorporated	
		.00000	32-0409538				Lifepoint Accountable Care Organization, LLC	.DE	.NIA	Collaborative Care Holdings, LLC	Ownership	..100.000	UnitedHealth Group Incorporated	
		.00000	45-3143218				Lifepoint East, Inc.	.DE	.NIA	Collaborative Care Holdings, LLC	Ownership	..100.000	UnitedHealth Group Incorporated	
		.00000	27-2309024				LifePrint Health, Inc.	.DE	.NIA	Collaborative Care Holdings, LLC	Ownership	..100.000	UnitedHealth Group Incorporated	
		.00000					LMN – Laboratório de Medicina Nuclear, Unipessoal, Lda.	.PRT	.NIA	Lusiadas, S.A.	Ownership	..100.000	UnitedHealth Group Incorporated	
		.00000	39-1974851				Logistics Health, Inc.	.WI	.NIA	OptumHealth Holdings, LLC	Ownership	..100.000	UnitedHealth Group Incorporated	
		.00000	98-1139095				Lusiadas A.C.E.	.PRT	.NIA	Lusiadas, SGPS, S.A.	Ownership	..67.000	UnitedHealth Group Incorporated	
		.00000	98-1139095				Lusiadas A.C.E.	.PRT	.NIA	Lusiadas, S.A.	Ownership	..10.000	UnitedHealth Group Incorporated	
		.00000	98-1139095				Lusiadas A.C.E.	.PRT	.NIA	Lusiadas-Parcerias Cascais, S.A.	Ownership	..10.000	UnitedHealth Group Incorporated	
		.00000	98-1139095				Lusiadas A.C.E.	.PRT	.NIA	HPP – Medicina Molecular, S.A.	Ownership	..5.000	UnitedHealth Group Incorporated	
		.00000	98-1139095				Lusiadas A.C.E.	.PRT	.NIA	LMN – Laboratório de Medicina Nuclear, Unipessoal, Lda.	Ownership	..5.000	UnitedHealth Group Incorporated	
		.00000	98-1139095				Lusiadas A.C.E.	.PRT	.NIA	HPP Viseu, S.A.	Ownership	..3.000	UnitedHealth Group Incorporated	
		.00000	98-1139089				Lusiadas, S.A.	.PRT	.NIA	Lusiadas, SGPS, S.A.	Ownership	..100.000	UnitedHealth Group Incorporated	
		.00000	98-1138570				Lusiadas, SGPS, S.A.	.PRT	.NIA	Amil Internacional S.á.r.l.	Ownership	..100.000	UnitedHealth Group Incorporated	
		.00000	98-1137620				Lusiadas-Parcerias Cascais, S.A.	.PRT	.NIA	Lusiadas, SGPS, S.A.	Ownership	..100.000	UnitedHealth Group Incorporated	
		.00000	52-2129787				MAMSI Insurance Resources, LLC	.MD	.NIA	OneNet PPO, LLC	Ownership	..100.000	UnitedHealth Group Incorporated	
.0707	UnitedHealth Group Incorporated	.60321	52-1803283				MAMSI Life and Health Insurance Company	.MD	.IA	United HealthCare Services, Inc.	Ownership	..100.000	UnitedHealth Group Incorporated	
		.00000	14-1782475				Managed Physical Network, Inc.	.NY	.NIA	OptumHealth Care Solutions, Inc.	Ownership	..100.000	UnitedHealth Group Incorporated	
		.00000	42-1741594				MD Ops, Inc.	.CA	.NIA	North American Medical Management California, Inc.	Ownership	..100.000	UnitedHealth Group Incorporated	
.0707	UnitedHealth Group Incorporated	.96310	52-1169135				MD-Individual Practice Association, Inc.	.MD	.IA	United HealthCare Services, Inc.	Ownership	..100.000	UnitedHealth Group Incorporated	
		.00000	52-2178531				MEDEX Insurance Services, Inc.	.MD	.NIA	FrontierMEDEX, Inc.	Ownership	..100.000	UnitedHealth Group Incorporated	
		.00000	20-3824377				MedExpress Development, LLC	.FL	.NIA	Urgent Care ISO, LLC	Ownership	..100.000	UnitedHealth Group Incorporated	
		.00000	20-2545363				MedExpress Urgent Care of Boynton Beach, LLC	.FL	.NIA	MedExpress Development, LLC	Ownership	..100.000	UnitedHealth Group Incorporated	
.0707	UnitedHealth Group Incorporated	.00000					MedExpress Urgent Care, Inc. – Ohio	.OH	.NIA	Urgent Care Holdings, Inc.	Ownership	..100.000	UnitedHealth Group Incorporated	
.0707	UnitedHealth Group Incorporated	.12756	20-3391186				Medica Health Plans of Florida, Inc.	.FL	.IA	United HealthCare Services, Inc.	Ownership	..100.000	UnitedHealth Group Incorporated	
		.12155	01-0788576				Medica HealthCare Plans, Inc.	.FL	.IA	United HealthCare Services, Inc.	Ownership	..100.000	UnitedHealth Group Incorporated	
		.00000	26-4808018				Medical Preparatory School of Allied Health, LLC	.TX	.NIA	WellMed Medical Management, Inc.	Ownership	..100.000	UnitedHealth Group Incorporated	
		.00000	32-0037402				Medical Transportation Services, LLC	.FL	.NIA	United HealthCare Services, Inc.	Ownership	..100.000	UnitedHealth Group Incorporated	
		.00000	75-2682287				MedSynergies North Texas, Inc.	.TX	.NIA	MedSynergies, Inc.	Ownership	..100.000	UnitedHealth Group Incorporated	
		.00000	75-2515691				MedSynergies, Inc.	.DE	.NIA	Mustang Razorback Holdings, Inc.	Ownership	..100.000	UnitedHealth Group Incorporated	
		.00000	27-2252446				MHC Real Estate Holdings, LLC	.CA	.NIA	Monarch Management Services, Inc.	Ownership	..100.000	UnitedHealth Group Incorporated	
		.00000	46-2881462				Minnesota Waypoint Physical Therapy, Inc.	.DE	.NIA	Orthology, Inc.	Ownership	..100.000	UnitedHealth Group Incorporated	
		.00000	20-4515146				Mission Road Pharmacy, Inc.	.CA	.NIA	Salveo Specialty Pharmacy, Inc.	Ownership	..100.000	UnitedHealth Group Incorporated	

STATEMENT AS OF SEPTEMBER 30, 2015 OF THE UnitedHealthcare of Ohio, Inc.

**SCHEDULE Y**  
**PART 1A - DETAIL OF INSURANCE HOLDING COMPANY SYSTEM**

1	2	3	4	5	6	7	8	9	10	11	12	13	14	15
Group Code	Group Name	NAIC Company Code	ID Number	Federal RSSD	CIK	Name of Securities Exchange if Publicly Traded (U.S. or International)	Names of Parent, Subsidiaries Or Affiliates	Domiciliary Location	Relationship to Reporting Entity	Directly Controlled by (Name of Entity/Person)	Type of Control (Ownership, Board, Management, Attorney-in-Fact, Influence, Other)	If Control is Ownership Provide Percentage	Ultimate Controlling Entity(ies)/Person(s)	*
		.00000	46-3949765				MN Waypoint Sports Physical Therapy, Inc.	.DE	NIA	Orthology, Inc.	Ownership	100.000	UnitedHealth Group Incorporated	
		.00000	31-1191553				Modern Medical, Inc.	.OH	NIA	Healthcare Solutions, Inc.	Ownership	100.000	UnitedHealth Group Incorporated	
		.00000	45-3142852				Monarch Management Services, Inc.	.DE	NIA	Collaborative Care Holdings, LLC	Ownership	100.000	UnitedHealth Group Incorporated	
		.00000	47-1935798				Mustang Razorback Holdings, Inc.	.DE	NIA	OptumInsight, Inc.	Ownership	100.000	UnitedHealth Group Incorporated	
		.00000	20-3236839				NAMM Holdings, Inc.	.DE	NIA	Aveta Inc.	Ownership	100.000	UnitedHealth Group Incorporated	
.0707	UnitedHealth Group Incorporated	.95251	76-0196559				National Pacific Dental, Inc.	.TX	IA	Dental Benefit Providers, Inc.	Ownership	100.000	UnitedHealth Group Incorporated	
.0707	UnitedHealth Group Incorporated	.95123	65-0996107				Neighborhood Health Partnership, Inc.	.FL	IA	UnitedHealthcare, Inc.	Ownership	100.000	UnitedHealth Group Incorporated	
		.00000	20-4755277				Netwerkes, LLC	.TN	NIA	Payment Resolution Services, LLC	Ownership	100.000	UnitedHealth Group Incorporated	
.0707	UnitedHealth Group Incorporated	.00000	46-3584152				Nevada Medical Services LLC	.NV	NIA	Collaborative Care Services, Inc.	Ownership	100.000	UnitedHealth Group Incorporated	
		.95758	88-0228572				Nevada Pacific Dental	.NV	IA	Dental Benefit Providers, Inc.	Ownership	100.000	UnitedHealth Group Incorporated	
		.00000	36-3984647				North American Medical Management - Illinois, Inc.	.IL	NIA	NAMM Holdings, Inc.	Ownership	100.000	UnitedHealth Group Incorporated	
		.00000	33-0673955				North American Medical Management California, Inc.	.TN	NIA	NAMM Holdings, Inc.	Ownership	100.000	UnitedHealth Group Incorporated	
		.00000	88-0245121				Northern Nevada Health Network, Inc.	.NV	NIA	Sierra Health Services, Inc.	Ownership	100.000	UnitedHealth Group Incorporated	
.0707	UnitedHealth Group Incorporated	.00000	52-2129786				OneNet PPO, LLC	.MD	NIA	UnitedHealthcare Insurance Company	Ownership	100.000	UnitedHealth Group Incorporated	
		.96940	52-1518174				Optimum Choice, Inc.	.MD	IA	United HealthCare Services, Inc.	Ownership	100.000	UnitedHealth Group Incorporated	
		.00000	47-0858534	3202702			Optum Bank, Inc.	.UT	NIA	OptumHealth Financial Services, Inc.	Ownership	100.000	UnitedHealth Group Incorporated	
		.00000	36-3437660				Optum Biometrics, Inc.	.IL	NIA	OptumHealth Care Solutions, Inc.	Ownership	100.000	UnitedHealth Group Incorporated	
		.00000	45-3142512				Optum Clinical Services, Inc.	.DE	NIA	Collaborative Care Holdings, LLC	Ownership	100.000	UnitedHealth Group Incorporated	
		.00000	37-1782217				Optum Clinics Holdings, Inc.	.DE	NIA	Collaborative Care Holdings, LLC	Ownership	97.200	UnitedHealth Group Incorporated	7
		.00000	38-3969193				Optum Clinics Intermediate Holdings, Inc.	.DE	NIA	Optum Clinics Holdings, Inc.	Ownership	100.000	UnitedHealth Group Incorporated	
		.00000	98-1201187				Optum Global Solutions International B.V.	.NLD	NIA	Optum Technology, Inc.	Ownership	100.000	UnitedHealth Group Incorporated	
		.00000	04-3574101				Optum Government Solutions, Inc.	.DE	NIA	OptumInsight, Inc.	Ownership	100.000	UnitedHealth Group Incorporated	
		.00000					Optum Health & Technology (Australia) Pty Ltd	.AUS	NIA	Optum Health Solutions (UK) Limited	Ownership	100.000	UnitedHealth Group Incorporated	
		.00000	98-1095799				Optum Health & Technology (India) Private Limited	.IND	NIA	OptumHealth International B.V.	Ownership	99.996	UnitedHealth Group Incorporated	
		.00000	98-1095799				Optum Health & Technology (India) Private Limited	.IND	NIA	United Behavioral Health	Ownership	0.004	UnitedHealth Group Incorporated	
		.00000					Optum Health & Technology (Singapore) Pte. Ltd.	.SGP	NIA	OptumHealth International B.V.	Ownership	100.000	UnitedHealth Group Incorporated	
		.00000	98-1095879				Optum Health & Technology (UK) Limited	.GBR	NIA	Optum UK Solutions Group Limited	Ownership	100.000	UnitedHealth Group Incorporated	
		.00000	20-2149493				Optum Health & Technology (US), LLC	.MO	NIA	United Behavioral Health	Ownership	100.000	UnitedHealth Group Incorporated	
		.00000	88-0492251				Optum Health & Technology FZ-LLC		NIA	Optum Global Solutions International B.V.	Ownership	100.000	UnitedHealth Group Incorporated	
		.00000	43-1747235				Optum Health & Technology Holdings (US), LLC	.MO	NIA	Optum, Inc.	Ownership	100.000	UnitedHealth Group Incorporated	
		.00000	98-1184561				Optum Health & Technology Serviços Do Brasil Ltda.	.BRA	NIA	OptumHealth International B.V.	Ownership	99.000	UnitedHealth Group Incorporated	
		.00000	98-1184561				Optum Health & Technology Serviços Do Brasil Ltda.	.BRA	NIA	OptumInsight, Inc.	Ownership	1.000	UnitedHealth Group Incorporated	
		.00000	98-1097921				Optum Health Services (Canada) Ltd.	.CAN	NIA	Optum Health & Technology Holdings (US), LLC	Ownership	100.000	UnitedHealth Group Incorporated	
		.00000	98-1147355				Optum Health Solutions (UK) Limited	.GBR	NIA	Optum UK Solutions Group Limited	Ownership	100.000	UnitedHealth Group Incorporated	
		.00000	46-4734521				Optum Labs Dimensions, Inc.	.DE	NIA	Optum Labs, Inc.	Ownership	100.000	UnitedHealth Group Incorporated	
		.00000	98-1249178				Optum Labs International (UK) Ltd.	.GBR	NIA	Optum, Inc.	Ownership	100.000	UnitedHealth Group Incorporated	
		.00000	46-1615964				Optum Labs, Inc.	.DE	NIA	Optum, Inc.	Ownership	100.000	UnitedHealth Group Incorporated	
		.00000	98-1209730				Optum Life Sciences (Canada) Inc.	.CAN	NIA	OptumInsight Life Sciences, Inc.	Ownership	100.000	UnitedHealth Group Incorporated	
		.00000	98-1098190				Optum Management Consulting (Shanghai) Co., Ltd.	.CHN	NIA	Optum Health & Technology Holdings (US), LLC	Ownership	100.000	UnitedHealth Group Incorporated	

165

STATEMENT AS OF SEPTEMBER 30, 2015 OF THE UnitedHealthcare of Ohio, Inc.

**SCHEDULE Y**  
**PART 1A - DETAIL OF INSURANCE HOLDING COMPANY SYSTEM**

1	2	3	4	5	6	7	8	9	10	11	12	13	14	15
Group Code	Group Name	NAIC Company Code	ID Number	Federal RSSD	CIK	Name of Securities Exchange if Publicly Traded (U.S. or International)	Names of Parent, Subsidiaries Or Affiliates	Domiciliary Location	Relationship to Reporting Entity	Directly Controlled by (Name of Entity/Person)	Type of Control (Ownership, Board, Management, Attorney-in-Fact, Influence, Other)	If Control is Ownership Provide Percentage	Ultimate Controlling Entity(ies)/Person(s)	*
		00000	90-1001805				Optum Nevada Accountable Care Organization LLC	DE	NIA	Collaborative Care Holdings, LLC	Ownership	100.000	UnitedHealth Group Incorporated	
		00000	20-8911466				Optum Palliative and Hospice Care of Pennsylvania, Inc.	TN	NIA	Hospice Inspiris Holdings, Inc.	Ownership	100.000	UnitedHealth Group Incorporated	
		00000	20-8911303				Optum Palliative and Hospice Care of Texas, Inc.	TN	NIA	Hospice Inspiris Holdings, Inc.	Ownership	100.000	UnitedHealth Group Incorporated	
		00000	30-0226127				Optum Palliative and Hospice Care, Inc.	DE	NIA	Collaborative Care Holdings, LLC	Ownership	100.000	UnitedHealth Group Incorporated	
		00000	20-4581265				Optum Public Sector Solutions, Inc.	DE	NIA	OptumInsight, Inc.	Ownership	100.000	UnitedHealth Group Incorporated	
		00000	46-3328009				Optum Rocket, Inc.	DE	NIA	OptumInsight, Inc.	Ownership	100.000	UnitedHealth Group Incorporated	
		00000	45-4683454				Optum Services, Inc.	DE	NIA	Optum, Inc.	Ownership	100.000	UnitedHealth Group Incorporated	
		00000	98-0644599				Optum Solutions UK Holdings Limited	GBR	NIA	Optum, Inc.	Ownership	100.000	UnitedHealth Group Incorporated	
		00000	46-5713629				Optum Technology, Inc.	DE	NIA	Optum, Inc.	Ownership	100.000	UnitedHealth Group Incorporated	
		00000	98-1097769				Optum UK Solutions Group Limited	GBR	NIA	Optum Solutions UK Holdings Limited	Ownership	100.000	UnitedHealth Group Incorporated	
		00000	30-0580620	3119994			Optum, Inc.	DE	NIA	United HealthCare Services, Inc.	Ownership	100.000	UnitedHealth Group Incorporated	
		00000	46-3983926				Optum360 Services, Inc.	DE	NIA	Optum Rocket, Inc.	Ownership	75.000	UnitedHealth Group Incorporated	6
		00000	46-3328307				Optum360, LLC	DE	NIA	Optum Rocket, Inc.	Ownership	75.000	UnitedHealth Group Incorporated	6
		00000	41-1591944				OptumHealth Care Solutions, Inc.	MN	NIA	OptumHealth Holdings, LLC	Ownership	100.000	UnitedHealth Group Incorporated	
		00000	47-0858530				OptumHealth Financial Services, Inc.	DE	NIA	OptumHealth Holdings, LLC	Ownership	100.000	UnitedHealth Group Incorporated	
		00000	47-1192395				OptumHealth Holdings, LLC	DE	NIA	Optum, Inc.	Ownership	100.000	UnitedHealth Group Incorporated	
		00000	98-1106868				OptumHealth International B.V.	NLD	NIA	Optum, Inc.	Ownership	100.000	UnitedHealth Group Incorporated	
		00000	04-3383745				OptumInsight Holdings, LLC	DE	NIA	Optum, Inc.	Ownership	100.000	UnitedHealth Group Incorporated	
		00000	47-1192395				OptumInsight Life Sciences, Inc.	DE	NIA	OptumInsight, Inc.	Ownership	100.000	UnitedHealth Group Incorporated	
		00000	41-1858498				OptumInsight, Inc.	DE	NIA	OptumInsight Holdings, LLC	Ownership	100.000	UnitedHealth Group Incorporated	
		00000	47-4734235				OptumRx Group Holdings, Inc.	DE	NIA	Optum, Inc.	Ownership	100.000	UnitedHealth Group Incorporated	
		00000	20-0151096				OptumRx Holdings, LLC	DE	NIA	Optum, Inc.	Ownership	100.000	UnitedHealth Group Incorporated	
		00000	47-3146510				OptumRx NY IPA, Inc.	NY	NIA	OptumRx, Inc.	Ownership	100.000	UnitedHealth Group Incorporated	
		00000	33-0441200				OptumRx Pharmacy, Inc.	DE	NIA	OptumRx, Inc.	Ownership	100.000	UnitedHealth Group Incorporated	
		00000	13-3960641				OptumRx, Inc.	CA	NIA	OptumRx Holdings, LLC	Ownership	100.000	UnitedHealth Group Incorporated	
		00000	13-3818652				OrthoNet Holdings, Inc.	DE	NIA	OptumHealth Care Solutions, Inc.	Ownership	100.000	UnitedHealth Group Incorporated	
		00000	13-4025898				OrthoNet LLC	NY	NIA	OrthoNet Holdings, Inc.	Ownership	100.000	UnitedHealth Group Incorporated	
		00000	30-0029448				OrthoNet New York IPA, Inc.	NY	NIA	OrthoNet Holdings, Inc.	Ownership	100.000	UnitedHealth Group Incorporated	
		00000	26-2884306				OrthoNet of the Mid-Atlantic, Inc.	DE	IA	OrthoNet Holdings, Inc.	Ownership	100.000	UnitedHealth Group Incorporated	
		00000	46-1581769				OrthoNet of the South, Inc.	DE	NIA	OrthoNet Holdings, Inc.	Ownership	100.000	UnitedHealth Group Incorporated	
		00000	20-0221966				OrthoNet Services, Inc.	DE	NIA	OrthoNet Holdings, Inc.	Ownership	100.000	UnitedHealth Group Incorporated	
		00000	41-1921007				OrthoNet West, Inc.	DE	NIA	OrthoNet Holdings, Inc.	Ownership	100.000	UnitedHealth Group Incorporated	
		00000	06-1587795				Ovations, Inc.	DE	NIA	United HealthCare Services, Inc.	Ownership	100.000	UnitedHealth Group Incorporated	
0707	UnitedHealth Group Incorporated	78026	22-2797560				Oxford Benefit Management, Inc.	CT	NIA	Oxford Health Plans LLC	Ownership	100.000	UnitedHealth Group Incorporated	
0707	UnitedHealth Group Incorporated	96798	06-1181201				Oxford Health Insurance, Inc.	NY	IA	UnitedHealthcare Insurance Company	Ownership	100.000	UnitedHealth Group Incorporated	
0707	UnitedHealth Group Incorporated	95506	22-2745725				Oxford Health Plans (CT), Inc.	CT	IA	Oxford Health Plans LLC	Ownership	100.000	UnitedHealth Group Incorporated	
0707	UnitedHealth Group Incorporated	95479	06-1181200				Oxford Health Plans (NJ), Inc.	NJ	IA	Oxford Health Plans LLC	Ownership	100.000	UnitedHealth Group Incorporated	
		00000	52-2443751				Oxford Health Plans (NY), Inc.	NY	IA	Oxford Health Plans LLC	Ownership	100.000	UnitedHealth Group Incorporated	
		00000	20-2447772				Oxford Health Plans LLC	DE	NIA	UnitedHealth Group Incorporated	Ownership	100.000	UnitedHealth Group Incorporated	
0707	UnitedHealth Group Incorporated	70785	35-1137395				PacifiCare Life and Health Insurance Company	IN	IA	United HealthCare Services, Inc.	Ownership	100.000	UnitedHealth Group Incorporated	
0707	UnitedHealth Group Incorporated	84506	95-2829463				PacifiCare Life Assurance Company	CO	IA	United HealthCare Services, Inc.	Ownership	100.000	UnitedHealth Group Incorporated	
0707	UnitedHealth Group Incorporated	95617	94-3267522				PacifiCare of Arizona, Inc.	AZ	IA	United HealthCare Services, Inc.	Ownership	100.000	UnitedHealth Group Incorporated	
0707	UnitedHealth Group Incorporated	95434	84-1011378				PacifiCare of Colorado, Inc.	CO	IA	United HealthCare Services, Inc.	Ownership	100.000	UnitedHealth Group Incorporated	
0707	UnitedHealth Group Incorporated	95685	86-0875231				PacifiCare of Nevada, Inc.	NV	IA	United HealthCare Services, Inc.	Ownership	100.000	UnitedHealth Group Incorporated	
		00000	62-1451147				Payment Resolution Services, LLC	TN	NIA	OptumInsight, Inc.	Ownership	100.000	UnitedHealth Group Incorporated	
		00000	75-3265056				PCCCV, Inc.	CA	NIA	PrimeCare Medical Network, Inc.	Ownership	100.000	UnitedHealth Group Incorporated	
		00000	20-2447772				PCN DE Corp.	DE	NIA	Catamaran PBM of Illinois, Inc.	Ownership	100.000	UnitedHealth Group Incorporated	

STATEMENT AS OF SEPTEMBER 30, 2015 OF THE UnitedHealthcare of Ohio, Inc.

**SCHEDULE Y**  
**PART 1A - DETAIL OF INSURANCE HOLDING COMPANY SYSTEM**

1	2	3	4	5	6	7	8	9	10	11	12	13	14	15
Group Code	Group Name	NAIC Company Code	ID Number	Federal RSSD	CIK	Name of Securities Exchange if Publicly Traded (U.S. or International)	Names of Parent, Subsidiaries Or Affiliates	Domiciliary Location	Relationship to Reporting Entity	Directly Controlled by (Name of Entity/Person)	Type of Control (Ownership, Board, Management, Attorney-in-Fact, Influence, Other)	If Control is Ownership Provide Percentage	Ultimate Controlling Entity(ies)/Person(s)	*
		.0000	68-0044962				Pharmaceutical Care Network	CA	NIA	PCN DE Corp.	Ownership	100.000	UnitedHealth Group Incorporated	
		.0000	35-2288416				PHC Subsidiary Holdings, LLC	TX	NIA	United HealthCare Services, Inc.	Ownership	100.000	UnitedHealth Group Incorporated	
		.0000	20-8016933				PHYS Holding Corp.	DE	NIA	MedSynergies, Inc.	Ownership	100.000	UnitedHealth Group Incorporated	
		.0000	20-8016984				PhyServe Holdings, Inc.	DE	NIA	MedSynergies, Inc.	Ownership	100.000	UnitedHealth Group Incorporated	
		.0000	80-0654665				Physician Care Partners, Inc.	IL	NIA	North American Medical Management - Illinois, Inc.	Ownership	100.000	UnitedHealth Group Incorporated	
0707	UnitedHealth Group Incorporated	11494	04-3677255				Physicians Health Choice of Texas, LLC	TX	IA	PHC Subsidiary Holdings, LLC	Ownership	100.000	UnitedHealth Group Incorporated	
		.0000	52-1162824				Physicians Health Plan of Maryland, Inc.	MD	NIA	United HealthCare Services, Inc.	Ownership	100.000	UnitedHealth Group Incorporated	
		.0000					Plus One Health Management Puerto Rico, Inc.	PR	NIA	Plus One Holdings, Inc.	Ownership	100.000	UnitedHealth Group Incorporated	
		.0000	13-3613705				Plus One Holdings, Inc.	DE	NIA	OptumHealth Care Solutions, Inc.	Ownership	100.000	UnitedHealth Group Incorporated	
		.0000	98-1083164				Polar II Fundo de Investimento em Participações	BRA	NIA	UnitedHealthcare International IV S.á.r.l.	Ownership	100.000	UnitedHealth Group Incorporated	
		.0000	75-2741619				ppoONE, Inc.	DE	NIA	United HealthCare Services, Inc.	Ownership	100.000	UnitedHealth Group Incorporated	
		.0000	65-0683927				Preferred Care Partners Holding, Corp.	FL	NIA	United HealthCare Services, Inc.	Ownership	100.000	UnitedHealth Group Incorporated	
		.0000	26-1845018				Preferred Care Partners Medical Group, Inc.	FL	NIA	Preferred Care Partners Holding, Corp.	Ownership	100.000	UnitedHealth Group Incorporated	
0707	UnitedHealth Group Incorporated	11176	65-0885893				Preferred Care Partners, Inc.	FL	IA	Preferred Care Partners Holding, Corp.	Ownership	100.000	UnitedHealth Group Incorporated	
		.0000	75-3265059				Premier Choice ACO, Inc.	CA	NIA	PrimeCare Medical Network, Inc.	Ownership	100.000	UnitedHealth Group Incorporated	
		.0000	88-0253112				Prime Health, Inc.	NV	NIA	Sierra Health Services, Inc.	Ownership	100.000	UnitedHealth Group Incorporated	
0707	UnitedHealth Group Incorporated		33-0607478				PrimeCare Medical Network, Inc.	CA	IA	NAMM Holdings, Inc.	Ownership	100.000	UnitedHealth Group Incorporated	
		.0000	87-0757397				PrimeCare of Citrus Valley, Inc.	CA	NIA	PrimeCare Medical Network, Inc.	Ownership	80.000	UnitedHealth Group Incorporated	1
		.0000	33-0674407				PrimeCare of Corona, Inc.	CA	NIA	PrimeCare Medical Network, Inc.	Ownership	100.000	UnitedHealth Group Incorporated	
		.0000	33-0674401				PrimeCare of Hemet Valley, Inc.	CA	NIA	PrimeCare Medical Network, Inc.	Ownership	100.000	UnitedHealth Group Incorporated	
		.0000	33-0674408				PrimeCare of Inland Valley, Inc.	CA	NIA	PrimeCare Medical Network, Inc.	Ownership	100.000	UnitedHealth Group Incorporated	
		.0000	33-0674402				PrimeCare of Moreno Valley, Inc.	CA	NIA	PrimeCare Medical Network, Inc.	Ownership	100.000	UnitedHealth Group Incorporated	
		.0000	33-0674400				PrimeCare of Redlands, Inc.	CA	NIA	PrimeCare Medical Network, Inc.	Ownership	100.000	UnitedHealth Group Incorporated	
		.0000	33-0674404				PrimeCare of Riverside, Inc.	CA	NIA	PrimeCare Medical Network, Inc.	Ownership	100.000	UnitedHealth Group Incorporated	
		.0000	14-1915328				PrimeCare of San Bernardino, Inc.	CA	NIA	PrimeCare Medical Network, Inc.	Ownership	100.000	UnitedHealth Group Incorporated	
		.0000	33-0698439				PrimeCare of Sun City, Inc.	CA	NIA	PrimeCare Medical Network, Inc.	Ownership	100.000	UnitedHealth Group Incorporated	
		.0000	33-0674409				PrimeCare of Temecula, Inc.	CA	NIA	PrimeCare Medical Network, Inc.	Ownership	100.000	UnitedHealth Group Incorporated	
		.0000	14-1873402				Procura Management, Inc.	DE	NIA	Healthcare Solutions, Inc.	Ownership	100.000	UnitedHealth Group Incorporated	
		.0000	32-0229091				ProHEALTH Fitness of Lake Success, LLC	NY	NIA	ProHealth Medical Management, LLC	Ownership	82.620	UnitedHealth Group Incorporated	6
		.0000	47-1049961				ProHealth Medical Management, LLC	DE	NIA	Collaborative Care Holdings, LLC	Ownership	80.000	UnitedHealth Group Incorporated	1
		.0000	32-0455430				ProHealth Proton Center Management, LLC	DE	NIA	ProHealth Medical Management, LLC	Ownership	100.000	UnitedHealth Group Incorporated	
		.0000	98-1103015				QSSI Technologies India Private Limited	IND	NIA	QSSI Software Services, Inc.	Ownership	99.900	UnitedHealth Group Incorporated	6
		.0000	52-2016292				Quality Software Services, Inc.	MD	NIA	OptumInsight, Inc.	Ownership	100.000	UnitedHealth Group Incorporated	
		.0000	26-3168754				R&H Family Fitness Unlimited LLC	TX	NIA	WellMed Medical Management, Inc.	Ownership	100.000	UnitedHealth Group Incorporated	
		.0000	35-2493256				Rally Health, Inc.	DE	NIA	Optum Services, Inc.	Ownership	74.000	UnitedHealth Group Incorporated	8
		.0000	80-0947972				Real Appeal, Inc.	DE	NIA	UnitedHealth Group Ventures, LLC	Ownership	98.000	UnitedHealth Group Incorporated	2
		.0000	74-3103518				RxCare Providers Corp.	NY	NIA	Salveo Specialty Pharmacy, Inc.	Ownership	100.000	UnitedHealth Group Incorporated	
		.0000	45-2219585				Salveo Specialty Pharmacy, Inc.	DE	NIA	Catamaran LLC	Ownership	100.000	UnitedHealth Group Incorporated	
		.0000	88-0492251				ScriptNet, LLC	DE	NIA	Healthcare Solutions, Inc.	Ownership	100.000	UnitedHealth Group Incorporated	
		.0000					ScriptSwitch Limited	GBR	NIA	Optum UK Solutions Group Limited	Ownership	100.000	UnitedHealth Group Incorporated	
		.0000	98-1202716				Seisa Serviços Integrados de Saúde Ltda.	BRA	NIA	Amil Assistência Médica Internacional S.A.	Ownership	100.000	UnitedHealth Group Incorporated	
		.0000	98-1202716				Seisa Serviços Integrados de Saúde Ltda.	BRA	NIA	Dental Center Serviços Odontológicos Ltda.	Ownership	0.000	UnitedHealth Group Incorporated	
		.0000	20-4763091				Senior Care Partners, Inc.	IL	NIA	North American Medical Management - Illinois, Inc.	Ownership	100.000	UnitedHealth Group Incorporated	

STATEMENT AS OF SEPTEMBER 30, 2015 OF THE UnitedHealthcare of Ohio, Inc.

**SCHEDULE Y**  
**PART 1A - DETAIL OF INSURANCE HOLDING COMPANY SYSTEM**

1	2	3	4	5	6	7	8	9	10	11	12	13	14	15
Group Code	Group Name	NAIC Company Code	ID Number	Federal RSSD	CIK	Name of Securities Exchange if Publicly Traded (U.S. or International)	Names of Parent, Subsidiaries Or Affiliates	Domiciliary Location	Relationship to Reporting Entity	Directly Controlled by (Name of Entity/Person)	Type of Control (Ownership, Board, Management, Attorney-in-Fact, Influence, Other)	If Control is Ownership Provide Percentage	Ultimate Controlling Entity(ies)/Person(s)	*
...0707	UnitedHealth Group Incorporated	...71420	94-0734860				Sierra Health and Life Insurance Company, Inc.	...NV	...IA	Sierra Health Services, Inc.	Ownership	...100.000	UnitedHealth Group Incorporated	
		...00000	88-0200415				Sierra Health Services, Inc.	...NV	...NIA	UnitedHealthcare, Inc.	Ownership	...100.000	UnitedHealth Group Incorporated	
		...00000	88-0254322				Sierra Health-Care Options, Inc.	...NV	...NIA	Sierra Health Services, Inc.	Ownership	...100.000	UnitedHealth Group Incorporated	
		...00000	88-0385705				Sierra Home Medical Products, Inc.	...NV	...NIA	Sierra Health Services, Inc.	Ownership	...100.000	UnitedHealth Group Incorporated	
		...00000	88-0264562				Sierra Nevada Administrators, Inc.	...NV	...NIA	Sierra Health Services, Inc.	Ownership	...100.000	UnitedHealth Group Incorporated	
		...00000	88-0201420				Southwest Medical Associates, Inc.	...NV	...NIA	Sierra Health Services, Inc.	Ownership	...100.000	UnitedHealth Group Incorporated	
		...00000	38-2609888				Southwest Michigan Health Network Inc.	...MI	...NIA	UnitedHealthcare, Inc.	Ownership	...100.000	UnitedHealth Group Incorporated	
		...00000	41-1921983				Specialty Benefits, LLC	...DE	...NIA	United HealthCare Services, Inc.	Ownership	...100.000	UnitedHealth Group Incorporated	
		...00000	71-0886811				Spectera of New York, IPA, Inc.	...NY	...NIA	Spectera, Inc.	Ownership	...100.000	UnitedHealth Group Incorporated	
		...00000	52-1260282				Spectera, Inc.	...MD	...NIA	Specialty Benefits, LLC	Ownership	...100.000	UnitedHealth Group Incorporated	
		...00000	46-5587702				Spotlite, Inc.	...DE	...NIA	Rally Health, Inc.	Ownership	...100.000	UnitedHealth Group Incorporated	
		...00000					SXC Comet, LLC	...DE	...NIA	Catamaran LLC	Ownership	...100.000	UnitedHealth Group Incorporated	
		...00000	56-1970224				The Lewin Group, Inc.	...NC	...NIA	Optum Public Sector Solutions, Inc.	Ownership	...100.000	UnitedHealth Group Incorporated	
		...00000	25-1825549				Three Rivers Holdings, Inc.	...DE	...NIA	AmeriChoice Corporation	Ownership	...100.000	UnitedHealth Group Incorporated	
		...00000	52-1431155				Travel Express Incorporated	...MD	...NIA	FrontierMEDEX, Inc.	Ownership	...100.000	UnitedHealth Group Incorporated	
...0707	UnitedHealth Group Incorporated	...00000	94-3077084				U.S. Behavioral Health Plan, California	...CA	...IA	United Behavioral Health	Ownership	...100.000	UnitedHealth Group Incorporated	
...0707	UnitedHealth Group Incorporated	...00000	41-1913059				UHC International Services, Inc.	...DE	...NIA	UnitedHealth Group Incorporated	Ownership	...100.000	UnitedHealth Group Incorporated	
...0707	UnitedHealth Group Incorporated	...00000	95-2931460				UHC of California	...CA	...IA	United HealthCare Services, Inc.	Ownership	...100.000	UnitedHealth Group Incorporated	
		...00000					UHG Brasil Participações S.A.	...BRA	...NIA	Polar II Fundo de Investimento em Participações	Ownership	...100.000	UnitedHealth Group Incorporated	
		...00000	41-1921008				UHC Holdings, Inc.	...DE	...NIA	United HealthCare Services, Inc.	Ownership	...100.000	UnitedHealth Group Incorporated	
		...00000	14-1892398				Ultima Rx, LLC	...FL	...NIA	United HealthCare Services, Inc.	Ownership	...100.000	UnitedHealth Group Incorporated	
		...00000	39-1995276				UMR, Inc.	...DE	...NIA	United HealthCare Services, Inc.	Ownership	...100.000	UnitedHealth Group Incorporated	
...0707	UnitedHealth Group Incorporated	...91529	52-1996029				Unimerica Insurance Company	...WI	...IA	OptumHealth Holdings, LLC	Ownership	...100.000	UnitedHealth Group Incorporated	
...0707	UnitedHealth Group Incorporated	...11596	01-0637149				Unimerica Life Insurance Company of New York	...NY	...IA	UnitedHealthcare Insurance Company	Ownership	...100.000	UnitedHealth Group Incorporated	
		...00000	25-1877716				Unison Administrative Services, LLC	...PA	...NIA	Three Rivers Holdings, Inc.	Ownership	...100.000	UnitedHealth Group Incorporated	
		...00000	20-5917714				Unison Health Plan of Delaware, Inc.	...DE	...IA	Three Rivers Holdings, Inc.	Ownership	...100.000	UnitedHealth Group Incorporated	
...0707	UnitedHealth Group Incorporated	...13032	26-0651931				Unison Health Plan of the Capital Area, Inc.	...DC	...IA	Three Rivers Holdings, Inc.	Ownership	...100.000	UnitedHealth Group Incorporated	
		...00000	94-2649097				United Behavioral Health	...CA	...NIA	OptumHealth Holdings, LLC	Ownership	...100.000	UnitedHealth Group Incorporated	
		...00000	41-1868911				United Behavioral Health of New York, I.P.A., Inc.	...NY	...NIA	United Behavioral Health	Ownership	...100.000	UnitedHealth Group Incorporated	
		...00000	41-1941615				United Health Foundation	...MN	...NIA	UnitedHealth Group Incorporated	Ownership	...100.000	UnitedHealth Group Incorporated	
		...00000	41-1289245	3410132			United HealthCare Services, Inc.	...MN	...UDP	UnitedHealth Group Incorporated	Ownership	...100.000	UnitedHealth Group Incorporated	
		...00000	30-0318238				United Resource Networks IPA of New York, Inc.	...NY	...NIA	OptumHealth Care Solutions, Inc.	Ownership	...100.000	UnitedHealth Group Incorporated	
		...00000	01-0538317				UnitedHealth Advisors, LLC	...ME	...NIA	United HealthCare Services, Inc.	Ownership	...100.000	UnitedHealth Group Incorporated	
		...00000	98-1097761				UnitedHealth Group Global Healthcare Services Limited	...JRL	...NIA	Optum Global Solutions International B.V.	Ownership	...100.000	UnitedHealth Group Incorporated	
		...00000	98-1097776				UnitedHealth Group Global Services, Inc.	...PHL	...NIA	Optum Global Solutions International B.V.	Ownership	...100.000	UnitedHealth Group Incorporated	
		...00000	41-1321939		0000731766	New York Stock Exchange	UnitedHealth Group Incorporated	...DE	...UIP			...0.000		
		...00000	98-1093259				UnitedHealth Group Information Services Private Limited	...IND	...NIA	Optum Global Solutions International B.V.	Ownership	...99.370	UnitedHealth Group Incorporated	
		...00000	98-1093259				UnitedHealth Group Information Services Private Limited	...IND	...NIA	UnitedHealth International, Inc.	Ownership	...0.630	UnitedHealth Group Incorporated	
		...00000	98-1079826				UnitedHealth Group International GP	...CYM	...NIA	UnitedHealth Group Incorporated	Ownership	...100.000	UnitedHealth Group Incorporated	
		...00000	98-1080118				UnitedHealth Group International L.P.	...CYM	...NIA	UnitedHealth Group Incorporated	Ownership	...84.868	UnitedHealth Group Incorporated	9

STATEMENT AS OF SEPTEMBER 30, 2015 OF THE UnitedHealthcare of Ohio, Inc.

**SCHEDULE Y**  
**PART 1A - DETAIL OF INSURANCE HOLDING COMPANY SYSTEM**

1	2	3	4	5	6	7	8	9	10	11	12	13	14	15
Group Code	Group Name	NAIC Company Code	ID Number	Federal RSSD	CIK	Name of Securities Exchange if Publicly Traded (U.S. or International)	Names of Parent, Subsidiaries Or Affiliates	Domiciliary Location	Relationship to Reporting Entity	Directly Controlled by (Name of Entity/Person)	Type of Control (Ownership, Board, Management, Attorney-in-Fact, Influence, Other)	If Control is Ownership Provide Percentage	Ultimate Controlling Entity(ies)/Person(s)	*
		00000	98-1080118				UnitedHealth Group International L.P.	CYM	NIA	FMG Holdings, LLC	Ownership	14.929	UnitedHealth Group Incorporated	9
		00000	98-1080118				UnitedHealth Group International L.P.	CYM	NIA	Hygeia Corporation	Ownership	0.203	UnitedHealth Group Incorporated	9
		00000	46-3311984				UnitedHealth Group Ventures, LLC	DE	NIA	UnitedHealth Group Incorporated	Ownership	100.000	UnitedHealth Group Incorporated	
		00000	41-1917398				UnitedHealth International, Inc.	DE	NIA	UnitedHealth Group Incorporated	Ownership	100.000	UnitedHealth Group Incorporated	
		00000	26-2574977				UnitedHealth Military & Veterans Services, LLC	DE	NIA	United HealthCare Services, Inc.	Ownership	100.000	UnitedHealth Group Incorporated	
		00000	98-0559902				UnitedHealth UK Limited	GBR	NIA	Optum UK Solutions Group Limited	Ownership	100.000	UnitedHealth Group Incorporated	
.0707	UnitedHealth Group Incorporated	95174	33-0115163				UnitedHealthcare Benefits of Texas, Inc.	TX	IA	United HealthCare Services, Inc.	Ownership	100.000	UnitedHealth Group Incorporated	
		00000	47-3221444				UnitedHealthcare Benefits Plan of California	CA	IA	United HealthCare Services, Inc.	Ownership	100.000	UnitedHealth Group Incorporated	
		00000	46-4348775				UnitedHealthcare Community Plan of California, Inc.	CA	NIA	AmeriChoice Corporation	Ownership	100.000	UnitedHealth Group Incorporated	
.0707	UnitedHealth Group Incorporated	13168	26-2688274				UnitedHealthcare Community Plan of Georgia, Inc.	GA	IA	AmeriChoice Corporation	Ownership	100.000	UnitedHealth Group Incorporated	
.0707	UnitedHealth Group Incorporated	12323	56-2451429				UnitedHealthcare Community Plan of Ohio, Inc.	OH	IA	Three Rivers Holdings, Inc.	Ownership	100.000	UnitedHealth Group Incorporated	
.0707	UnitedHealth Group Incorporated	11141	91-2008361				UnitedHealthcare Community Plan of Texas, L.L.C.	TX	IA	Ovations, Inc.	Ownership	100.000	UnitedHealth Group Incorporated	
.0707	UnitedHealth Group Incorporated	95467	38-3204052				UnitedHealthcare Community Plan, Inc.	MI	IA	AmeriChoice Corporation	Ownership	100.000	UnitedHealth Group Incorporated	
		00000	98-1200034				UnitedHealthcare Consulting & Assistance Service (Beijing) Co., Ltd.	CHN	NIA	UnitedHealthcare International I B.V.	Ownership	100.000	UnitedHealth Group Incorporated	
		00000	98-1199879				UnitedHealthcare Europe S.á.r.l.	LUX	NIA	UnitedHealthcare International V S.á.r.l.	Ownership	100.000	UnitedHealth Group Incorporated	
		00000	98-1099116				UnitedHealthcare India Private Limited	JND	NIA	UnitedHealthcare International II B.V.	Ownership	99.994	UnitedHealth Group Incorporated	
.0707	UnitedHealth Group Incorporated	79413	98-1099116				UnitedHealthcare India Private Limited	JND	NIA	UnitedHealth International, Inc.	Ownership	0.007	UnitedHealth Group Incorporated	
		00000	36-2739571				UnitedHealthcare Insurance Company	CT	IA	UHC Holdings, Inc.	Ownership	100.000	UnitedHealth Group Incorporated	
.0707	UnitedHealth Group Incorporated	60318	36-3800349				UnitedHealthcare Insurance Company of Illinois	IL	IA	UnitedHealthcare Insurance Company	Ownership	100.000	UnitedHealth Group Incorporated	
.0707	UnitedHealth Group Incorporated	60093	11-3283886				UnitedHealthcare Insurance Company of New York	NY	IA	UnitedHealthcare Insurance Company	Ownership	100.000	UnitedHealth Group Incorporated	
.0707	UnitedHealth Group Incorporated	12231	20-1902768				UnitedHealthcare Insurance Company of the River Valley	IL	IA	UnitedHealthcare Services Company of the River Valley, Inc.	Ownership	100.000	UnitedHealth Group Incorporated	
		00000	86-0618309				UnitedHealthcare Integrated Services, Inc.	AZ	IA	Ovations, Inc.	Ownership	100.000	UnitedHealth Group Incorporated	
		00000	41-1988797				UnitedHealthcare International Asia, LLC	DE	NIA	UnitedHealth Group Incorporated	Ownership	100.000	UnitedHealth Group Incorporated	
		00000	98-1100512				UnitedHealthcare International I B.V.	NLD	NIA	UnitedHealth Group International L.P.	Ownership	100.000	UnitedHealth Group Incorporated	
		00000	98-1079595				UnitedHealthcare International I S.á.r.l.	LUX	NIA	UnitedHealth Group International L.P.	Ownership	100.000	UnitedHealth Group Incorporated	
		00000	98-1100980				UnitedHealthcare International II B.V.	NLD	NIA	UnitedHealthcare International I B.V.	Ownership	100.000	UnitedHealth Group Incorporated	
		00000	98-1079459				UnitedHealthcare International II S.á.r.l.	LUX	NIA	UnitedHealthcare International I S.á.r.l.	Ownership	100.000	UnitedHealth Group Incorporated	
		00000	98-1077436				UnitedHealthcare International III	LUX	NIA	UnitedHealthcare International IV S.á.r.l.	Ownership	100.000	UnitedHealth Group Incorporated	
		00000	98-1080926				UnitedHealthcare International IV S.á.r.l.	LUX	NIA	UnitedHealthcare International II S.á.r.l.	Ownership	100.000	UnitedHealth Group Incorporated	
.0707	UnitedHealth Group Incorporated	97179	86-0207231				UnitedHealthcare International V S.á.r.l.	LUX	NIA	UnitedHealth Group International L.P.	Ownership	100.000	UnitedHealth Group Incorporated	
.0707	UnitedHealth Group Incorporated	95784	63-0899562				UnitedHealthcare Life Insurance Company	WI	IA	Golden Rule Financial Corporation	Ownership	100.000	UnitedHealth Group Incorporated	
.0707	UnitedHealth Group Incorporated	96016	86-0507074				UnitedHealthcare of Alabama, Inc.	AL	IA	UnitedHealthcare, Inc.	Ownership	100.000	UnitedHealth Group Incorporated	
.0707	UnitedHealth Group Incorporated	95446	63-1036819				UnitedHealthcare of Arizona, Inc.	AZ	IA	UnitedHealthcare, Inc.	Ownership	100.000	UnitedHealth Group Incorporated	
.0707	UnitedHealth Group Incorporated	95090	84-1004639				UnitedHealthcare of Arkansas, Inc.	AR	IA	UnitedHealthcare, Inc.	Ownership	100.000	UnitedHealth Group Incorporated	
.0707	UnitedHealth Group Incorporated	95264	59-1293865				UnitedHealthcare of Colorado, Inc.	CO	IA	UnitedHealthcare, Inc.	Ownership	100.000	UnitedHealth Group Incorporated	
							UnitedHealthcare of Florida, Inc.	FL	IA	UnitedHealthcare, Inc.	Ownership	100.000	UnitedHealth Group Incorporated	

STATEMENT AS OF SEPTEMBER 30, 2015 OF THE UnitedHealthcare of Ohio, Inc.

**SCHEDULE Y**  
**PART 1A - DETAIL OF INSURANCE HOLDING COMPANY SYSTEM**

1	2	3	4	5	6	7	8	9	10	11	12	13	14	15
Group Code	Group Name	NAIC Company Code	ID Number	Federal RSSD	CIK	Name of Securities Exchange if Publicly Traded (U.S. or International)	Names of Parent, Subsidiaries Or Affiliates	Domiciliary Location	Relationship to Reporting Entity	Directly Controlled by (Name of Entity/Person)	Type of Control (Ownership, Board, Management, Attorney-in-Fact, Influence, Other)	If Control is Ownership Provide Percentage	Ultimate Controlling Entity(ies)/Person(s)	*
0707	UnitedHealth Group Incorporated	95850	58-1653544				UnitedHealthcare of Georgia, Inc.	GA	IA	UnitedHealthcare, Inc.	Ownership	100.000	UnitedHealth Group Incorporated	
0707	UnitedHealth Group Incorporated	95776	36-3280214				UnitedHealthcare of Illinois, Inc.	IL	IA	UnitedHealthcare, Inc.	Ownership	100.000	UnitedHealth Group Incorporated	
0707	UnitedHealth Group Incorporated	96644	62-1240316				UnitedHealthcare of Kentucky, Ltd.	KY	IA	United HealthCare Services, Inc.	Ownership	94.180	UnitedHealth Group Incorporated	10
0707	UnitedHealth Group Incorporated	96644	62-1240316				UnitedHealthcare of Kentucky, Ltd.	KY	IA	UnitedHealthcare, Inc.	Ownership	5.820	UnitedHealth Group Incorporated	10
0707	UnitedHealth Group Incorporated	95833	72-1074008				UnitedHealthcare of Louisiana, Inc.	LA	IA	UnitedHealthcare, Inc.	Ownership	100.000	UnitedHealth Group Incorporated	
0707	UnitedHealth Group Incorporated	95716	63-1036817				UnitedHealthcare of Mississippi, Inc.	MS	IA	UnitedHealthcare, Inc.	Ownership	100.000	UnitedHealth Group Incorporated	
0707	UnitedHealth Group Incorporated	95149	05-0413469				UnitedHealthcare of New England, Inc.	RI	IA	United HealthCare Services, Inc.	Ownership	100.000	UnitedHealth Group Incorporated	
0707	UnitedHealth Group Incorporated	13214	26-2697886				UnitedHealthcare of New Mexico, Inc.	NM	IA	UnitedHealthcare Insurance Company	Ownership	100.000	UnitedHealth Group Incorporated	
0707	UnitedHealth Group Incorporated	95085	06-1172891				UnitedHealthcare of New York, Inc.	NY	IA	AmeriChoice Corporation	Ownership	100.000	UnitedHealth Group Incorporated	
0707	UnitedHealth Group Incorporated	95103	56-1461010				UnitedHealthcare of North Carolina, Inc.	NC	IA	UnitedHealthcare, Inc.	Ownership	100.000	UnitedHealth Group Incorporated	
0707	UnitedHealth Group Incorporated	95186	31-1142815				UnitedHealthcare of Ohio, Inc.	OH	RE	United HealthCare Services, Inc.	Ownership	100.000	UnitedHealth Group Incorporated	
0707	UnitedHealth Group Incorporated	96903	33-0115166				UnitedHealthcare of Oklahoma, Inc.	OK	IA	United HealthCare Services, Inc.	Ownership	100.000	UnitedHealth Group Incorporated	
0707	UnitedHealth Group Incorporated	95893	93-0938819				UnitedHealthcare of Oregon, Inc.	OR	IA	United HealthCare Services, Inc.	Ownership	100.000	UnitedHealth Group Incorporated	
0707	UnitedHealth Group Incorporated	95220	25-1756858				UnitedHealthcare of Pennsylvania, Inc.	PA	IA	Three Rivers Holdings, Inc.	Ownership	100.000	UnitedHealth Group Incorporated	
0707	UnitedHealth Group Incorporated	95765	95-3939697				UnitedHealthcare of Texas, Inc.	TX	IA	UnitedHealthcare, Inc.	Ownership	100.000	UnitedHealth Group Incorporated	
							UnitedHealthcare of the Mid-Atlantic, Inc.							
0707	UnitedHealth Group Incorporated	95025	52-1130183				UnitedHealthcare of the Mid-Atlantic, Inc.	MD	IA	UnitedHealthcare, Inc.	Ownership	100.000	UnitedHealth Group Incorporated	
0707	UnitedHealth Group Incorporated	95591	47-0676824				UnitedHealthcare of the Midlands, Inc.	NE	IA	UnitedHealthcare, Inc.	Ownership	100.000	UnitedHealth Group Incorporated	
0707	UnitedHealth Group Incorporated	96385	43-1361841				UnitedHealthcare of the Midwest, Inc.	MO	IA	UnitedHealthcare, Inc.	Ownership	100.000	UnitedHealth Group Incorporated	
0707	UnitedHealth Group Incorporated	95501	41-1488563				UnitedHealthcare of Utah, Inc.	UT	IA	UnitedHealthcare, Inc.	Ownership	100.000	UnitedHealth Group Incorporated	
0707	UnitedHealth Group Incorporated	48038	91-1312551				UnitedHealthcare of Washington, Inc.	WA	IA	United HealthCare Services, Inc.	Ownership	100.000	UnitedHealth Group Incorporated	
0707	UnitedHealth Group Incorporated	95710	39-1555888				UnitedHealthcare of Wisconsin, Inc.	WI	IA	UnitedHealthcare, Inc.	Ownership	100.000	UnitedHealth Group Incorporated	
0707	UnitedHealth Group Incorporated	95378	36-3379945				UnitedHealthcare Plan of the River Valley, Inc.	IL	IA	UnitedHealthcare Services Company of the River Valley, Inc.	Ownership	100.000	UnitedHealth Group Incorporated	
		00000	47-0854646				UnitedHealthcare Service LLC	DE	NIA	UnitedHealthcare Insurance Company	Ownership	100.000	UnitedHealth Group Incorporated	
		00000	36-3355110				UnitedHealthcare Services Company of the River Valley, Inc.	DE	NIA	UnitedHealthcare, Inc.	Ownership	100.000	UnitedHealth Group Incorporated	
		00000	01-0518346				UnitedHealthcare Specialty Benefits, LLC	ME	NIA	Specialty Benefits, LLC	Ownership	100.000	UnitedHealth Group Incorporated	
		00000	41-1922511				UnitedHealthcare, Inc.	DE	NIA	United HealthCare Services, Inc.	Ownership	100.000	UnitedHealth Group Incorporated	
		00000	26-0382877				Urgent Care Holdings, Inc.	DE	NIA	Optum Clinics Intermediate Holdings, Inc.	Ownership	100.000	UnitedHealth Group Incorporated	
		00000	26-3667220				Urgent Care MSO, LLC	DE	NIA	Urgent Care Holdings, Inc.	Ownership	100.000	UnitedHealth Group Incorporated	
		00000	87-0757396				Valley Physicians Network, Inc.	CA	NIA	PrimeCare Medical Network, Inc.	Ownership	100.000	UnitedHealth Group Incorporated	
		00000	74-2797745				WellMed Medical Management of Florida, Inc.	FL	NIA	WellMed Medical Management, Inc.	Ownership	100.000	UnitedHealth Group Incorporated	
		00000	74-2786364				WellMed Medical Management, Inc.	TX	NIA	Collaborative Care Holdings, LLC	Ownership	80.000	UnitedHealth Group Incorporated	1
		00000	45-0636596				WESTMED Practice Partners LLC	DE	NIA	Collaborative Care Holdings, LLC	Ownership	86.150	UnitedHealth Group Incorporated	1
		00000	52-2102846				XLHealth Corporation	MD	NIA	United HealthCare Services, Inc.	Ownership	100.000	UnitedHealth Group Incorporated	
		00000	98-1107695				XLHealth Corporation India Private Limited							
		00000	11-3764012				Your Health Options Insurance Services, Inc.	IND	NIA	XLHealth Corporation	Ownership	100.000	UnitedHealth Group Incorporated	
		00000	27-0172594				Your Partner in Health Services, Inc.	CA	NIA	PrimeCare Medical Network, Inc.	Ownership	100.000	UnitedHealth Group Incorporated	
		00000						IL	NIA	North American Medical Management - Illinois, Inc.	Ownership	100.000	UnitedHealth Group Incorporated	

16.10

Asterisk	Explanation
1	The remaining percentage is/are owned by one or more unaffiliated companies.
2	The remaining percentage is owned by the former controlling shareholders of the original holding company.

STATEMENT AS OF SEPTEMBER 30, 2015 OF THE UnitedHealthcare of Ohio, Inc.

Asterisk	Explanation
3 .....	The remaining percentage is owned by an officer of the original holding company. ....
4 .....	The remaining percentage is owned by 28 individual partners. ....
5 .....	The remaining percentage: 0.960118% owned by external shareholders and 0.041294% owned by Treasury Shares. ....
6 .....	The remaining percentage is owned by one or more external shareholder(s). ....
7 .....	The remaining percentage is owned by 21 shareholders. ....
8 .....	The remaining percentage is owned by internal and external investors. ....
9 .....	The limited partners of UnitedHealth Group International, L.P. include FMG Holdings, LLC, Hygeia Corporation (DE), and UnitedHealth Group Incorporated. UnitedHealth Group International GP is the general partner of UnitedHealth Group International, L.P. ....
10 .....	The general partnership interest of 89.77% is held by United HealthCare Services, Inc. (UHS) and 10.23% is held by UnitedHealthcare, Inc. (UHC). UHS also holds 100% of the limited partnership interests. When combining general and limited partner interests, UHS owns 94.18% and UHC owns 5.82%. ....

## SUPPLEMENTAL EXHIBITS AND SCHEDULES INTERROGATORIES

The following supplemental reports are required to be filed as part of your statement filing. However, in the event that your company does not transact the type of business for which the special report must be filed, your response of NO to the specific interrogatory will be accepted in lieu of filing a "NONE" report and a bar code will be printed below. If the supplement is required of your company but is not being filed for whatever reason enter SEE EXPLANATION and provide an explanation following the interrogatory questions.

	Response
1. Will the Medicare Part D Coverage Supplement be filed with the state of domicile and the NAIC with this statement? .....	NO

Explanation:

1. The Company does not offer Medicare Part D Supplement Product.

Bar Code:

1. Medicare Part D Coverage Supplement [Document Identifier 365]



**OVERFLOW PAGE FOR WRITE-INS**

Additional Write-ins for Assets Line 25

	Current Statement Date			4 Prior Year Net Admitted Assets
	1 Assets	2 Nonadmitted Assets	3 Net Admitted Assets (Cols. 1 - 2)	
2504. Prepaid Advances .....	80,002	80,002	0	0
2505. Prepaid Taxes .....	21,750	21,750	0	0
2506. Prepaid Commissions .....	6,371	6,371	0	0
2597. Summary of remaining write-ins for Line 25 from overflow page	108,124	108,124	0	0

**SCHEDULE A - VERIFICATION**

Real Estate

	1 Year to Date	2 Prior Year Ended December 31
1. Book/adjusted carrying value, December 31 of prior year .....		
2. Cost of acquired:		
2.1 Actual cost at time of acquisition .....		
2.2 Additional investment made after acquisition .....		
3. Current year change in encumbrances .....		
4. Total gain (loss) on disposals .....		
5. Deduct amounts received on disposals .....		
6. Total foreign exchange change in book/adjusted carrying value .....		
7. Deduct current year's other than temporary impairment recognized .....		
8. Deduct current year's depreciation .....		
9. Book/adjusted carrying value at the end of current period (Lines 1+2+3+4-5+6-7-8) .....		
10. Deduct total nonadmitted amounts .....		
11. Statement value at end of current period (Line 9 minus Line 10)		

NONE

**SCHEDULE B - VERIFICATION**

Mortgage Loans

	1 Year to Date	2 Prior Year Ended December 31
1. Book value/recorded investment excluding accrued interest, December 31 of prior year .....		
2. Cost of acquired:		
2.1 Actual cost at time of acquisition .....		
2.2 Additional investment made after acquisition .....		
3. Capitalized deferred interest and other .....		
4. Accrual of discount .....		
5. Unrealized valuation increase (decrease) .....		
6. Total gain (loss) on disposals .....		
7. Deduct amounts received on disposals .....		
8. Deduct amortization of premium and mortgage interest points and commitment fees .....		
9. Total foreign exchange change in book value/recorded investment excluding accrued interest .....		
10. Deduct current year's other than temporary impairment recognized .....		
11. Book value/recorded investment excluding accrued interest at end of current period (Lines 1+2+3+4+5+6-7-8+9-10) .....		
12. Total valuation allowance .....		
13. Subtotal (Line 11 plus Line 12) .....		
14. Deduct total nonadmitted amounts .....		
15. Statement value at end of current period (Line 13 minus Line 14)		

NONE

**SCHEDULE BA - VERIFICATION**

Other Long-Term Invested Assets

	1 Year to Date	2 Prior Year Ended December 31
1. Book/adjusted carrying value, December 31 of prior year .....		
2. Cost of acquired:		
2.1 Actual cost at time of acquisition .....		
2.2 Additional investment made after acquisition .....		
3. Capitalized deferred interest and other .....		
4. Accrual of discount .....		
5. Unrealized valuation increase (decrease) .....		
6. Total gain (loss) on disposals .....		
7. Deduct amounts received on disposals .....		
8. Deduct amortization of premium and depreciation .....		
9. Total foreign exchange change in book/adjusted carrying value .....		
10. Deduct current year's other than temporary impairment recognized .....		
11. Book/adjusted carrying value at end of current period (Lines 1+2+3+4+5+6-7-8+9-10) .....		
12. Deduct total nonadmitted amounts .....		
13. Statement value at end of current period (Line 11 minus Line 12)		

NONE

**SCHEDULE D - VERIFICATION**

Bonds and Stocks

	1 Year to Date	2 Prior Year Ended December 31
1. Book/adjusted carrying value of bonds and stocks, December 31 of prior year .....	189,461,199	216,393,370
2. Cost of bonds and stocks acquired .....	27,679,262	48,381,069
3. Accrual of discount .....	44,900	182,822
4. Unrealized valuation increase (decrease) .....	12,379	22,265
5. Total gain (loss) on disposals .....	1,898,039	806,681
6. Deduct consideration for bonds and stocks disposed of .....	83,974,415	73,496,624
7. Deduct amortization of premium .....	1,903,352	2,828,384
8. Total foreign exchange change in book/adjusted carrying value .....	0	0
9. Deduct current year's other than temporary impairment recognized .....	0	0
10. Book/adjusted carrying value at end of current period (Lines 1+2+3+4+5-6-7+8-9) .....	133,218,012	189,461,199
11. Deduct total nonadmitted amounts .....	0	0
12. Statement value at end of current period (Line 10 minus Line 11)	133,218,012	189,461,199

STATEMENT AS OF SEPTEMBER 30, 2015 OF THE UnitedHealthcare of Ohio, Inc.

**SCHEDULE D - PART 1B**

Showing the Acquisitions, Dispositions and Non-Trading Activity  
During the Current Quarter for all Bonds and Preferred Stock by NAIC Designation

NAIC Designation	1 Book/Adjusted Carrying Value Beginning of Current Quarter	2 Acquisitions During Current Quarter	3 Dispositions During Current Quarter	4 Non-Trading Activity During Current Quarter	5 Book/Adjusted Carrying Value End of First Quarter	6 Book/Adjusted Carrying Value End of Second Quarter	7 Book/Adjusted Carrying Value End of Third Quarter	8 Book/Adjusted Carrying Value December 31 Prior Year
<b>BONDS</b>								
1. NAIC 1 (a) .....	149,005,228	275,893,125	287,346,794	(528,036)	178,080,381	149,005,228	137,023,523	180,924,306
2. NAIC 2 (a) .....	22,455,907	2,525,093	9,111,004	(27,465)	24,028,377	22,455,907	15,842,531	24,622,250
3. NAIC 3 (a) .....	0	0	0	0	0	0	0	0
4. NAIC 4 (a) .....	0	0	0	0	0	0	0	0
5. NAIC 5 (a) .....	0	0	0	0	0	0	0	0
6. NAIC 6 (a) .....	0	0	0	0	0	0	0	0
7. Total Bonds	171,461,135	278,418,218	296,457,798	(555,501)	202,108,758	171,461,135	152,866,054	205,546,556
<b>PREFERRED STOCK</b>								
8. NAIC 1 .....	0	0	0	0	0	0	0	0
9. NAIC 2 .....	531,540	0	0	(410)	534,645	531,540	531,130	518,750
10. NAIC 3 .....	0	0	0	0	0	0	0	0
11. NAIC 4 .....	0	0	0	0	0	0	0	0
12. NAIC 5 .....	0	0	0	0	0	0	0	0
13. NAIC 6 .....	0	0	0	0	0	0	0	0
14. Total Preferred Stock	531,540	0	0	(410)	534,645	531,540	531,130	518,750
15. Total Bonds and Preferred Stock	171,992,675	278,418,218	296,457,798	(555,911)	202,643,403	171,992,675	153,397,184	206,065,306

(a) Book/Adjusted Carrying Value column for the end of the current reporting period includes the following amount of non-rated short-term and cash equivalent bonds by NAIC designation: NAIC 1 \$ 1,036,071 ; NAIC 2 \$ 0 ; NAIC 3 \$ 0 ; NAIC 4 \$ 0 ; NAIC 5 \$ 0 ; NAIC 6 \$ 0

S102

**SCHEDULE DA - PART 1**

Short-Term Investments

	1	2	3	4	5
	Book/Adjusted Carrying Value	Par Value	Actual Cost	Interest Collected Year-to-Date	Paid for Accrued Interest Year-to-Date
9199999 Totals	20,179,172	xxx	20,194,111	35,010	153

**SCHEDULE DA - VERIFICATION**

Short-Term Investments

	1	2
	Year To Date	Prior Year Ended December 31
1. Book/adjusted carrying value, December 31 of prior year .....	16,604,105	18,809,085
2. Cost of short-term investments acquired .....	645,971,655	1,074,687,109
3. Accrual of discount .....	0	109
4. Unrealized valuation increase (decrease) .....	0	0
5. Total gain (loss) on disposals .....	0	8
6. Deduct consideration received on disposals .....	642,381,650	1,076,873,445
7. Deduct amortization of premium .....	14,938	18,761
8. Total foreign exchange change in book/adjusted carrying value .....	0	0
9. Deduct current year's other than temporary impairment recognized .....	0	0
10. Book/adjusted carrying value at end of current period (Lines 1+2+3+4+5-6-7+8-9) .....	20,179,172	16,604,105
11. Deduct total nonadmitted amounts .....	0	0
12. Statement value at end of current period (Line 10 minus Line 11)	20,179,172	16,604,105

Schedule DB - Part A - Verification - Options, Caps, Floors, Collars, Swaps and Forwards

**N O N E**

Schedule DB - Part B - Verification - Futures Contracts

**N O N E**

Schedule DB - Part C - Section 1 - Replication (Synthetic Asset) Transactions (RSATs) Open

**N O N E**

Schedule DB-Part C-Section 2-Reconciliation of Replication (Synthetic Asset) Transactions Open

**N O N E**

Schedule DB - Verification - Book/Adjusted Carrying Value, Fair Value and Potential Exposure of  
Derivatives

**N O N E**

**SCHEDULE E - VERIFICATION**

(Cash Equivalents)

	1	2
	Year To Date	Prior Year Ended December 31
1. Book/adjusted carrying value, December 31 of prior year .....	0	3,999,973
2. Cost of cash equivalents acquired .....	9,639,843	26,199,871
3. Accrual of discount .....	139	136
4. Unrealized valuation increase (decrease) .....	0	0
5. Total gain (loss) on disposals .....	6	(26)
6. Deduct consideration received on disposals .....	9,639,988	30,199,954
7. Deduct amortization of premium .....	0	0
8. Total foreign exchange change in book/adjusted carrying value .....	0	0
9. Deduct current year's other than temporary impairment recognized .....	0	0
10. Book/adjusted carrying value at end of current period (Lines 1+2+3+4+5-6-7+8-9) .....	0	0
11. Deduct total nonadmitted amounts .....	0	0
12. Statement value at end of current period (Line 10 minus Line 11)	0	0

Schedule A - Part 2 - Real Estate Acquired and Additions Made

**N O N E**

Schedule A - Part 3 - Real Estate Disposed

**N O N E**

Schedule B - Part 2 - Mortgage Loans Acquired and Additions Made

**N O N E**

Schedule B - Part 3 - Mortgage Loans Disposed, Transferred or Repaid

**N O N E**

Schedule BA - Part 2 - Other Long-Term Invested Assets Acquired and Additions Made

**N O N E**

Schedule BA - Part 3 - Other Long-Term Invested Assets Disposed, Transferred or Repaid

**N O N E**

STATEMENT AS OF SEPTEMBER 30, 2015 OF THE UnitedHealthcare of Ohio, Inc.

**SCHEDULE D - PART 3**

Show All Long-Term Bonds and Stock Acquired During the Current Quarter

1 CUSIP Identification	2 Description	3 Foreign	4 Date Acquired	5 Name of Vendor	6 Number of Shares of Stock	7 Actual Cost	8 Par Value	9 Paid for Accrued Interest and Dividends	10 NAIC Desig- nation or Market Indicator (a)
912828-K4-1	US Treasury Floating Rate Note 0.089% 04/30/17		09/28/2015	Merrill Lynch		1,498,988	1,500,000	364	1
<b>0599999. Subtotal - Bonds - U.S. Governments</b>						1,498,988	1,500,000	364	XXX
594551-3H-3	MICHIGAN ST MUNI Rev Bond Cont Call 5.000% 10/01/18		07/08/2015	Tax Free Exchange		1,101,161	1,050,000	14,146	1FE
594551-3T-7	MICHIGAN ST MUNI Rev Bond Cont Call 5.000% 10/01/18		07/08/2015	Tax Free Exchange		367,054	350,000	4,715	1FE
<b>3199999. Subtotal - Bonds - U.S. Special Revenues</b>						1,468,215	1,400,000	18,861	XXX
12591V-AE-1	COMM MORTGAGE TR COMM 2014-CR16 A4 CMBS 4.051% 04/10/47		07/02/2015	Deutsche Bank		1,276,406	1,200,000	945	1FM
12631D-BB-8	COMM MORTGAGE TR COMM 2014-CR17 A5 CMBS 3.977% 05/10/47		07/02/2015	Deutsche Bank		951,645	900,000	696	1FM
345397-KK-4	FORD MOTOR CRED Corp Note Non Call 3.157% 08/04/20		07/30/2015	CitiGroup		700,000	700,000	0	2FE
78355H-KA-6	RYDER SYSTEM INC Corp Note Call MW 2.875% 09/01/20		08/17/2015	Merrill Lynch		704,210	705,000	0	2FE
87165B-AG-8	SYNCHRONY FINANC Corp Note Call MW 4.500% 07/23/25		07/20/2015	CitiGroup		1,120,883	1,125,000	0	2FE
<b>3899999. Subtotal - Bonds - Industrial and Miscellaneous (Unaffiliated)</b>						4,753,144	4,630,000	1,641	XXX
<b>8399997. Total - Bonds - Part 3</b>						7,720,347	7,530,000	20,866	XXX
<b>8399998. Total - Bonds - Part 5</b>						XXX	XXX	XXX	XXX
<b>8399999. Total - Bonds</b>						7,720,347	7,530,000	20,866	XXX
<b>8999997. Total - Preferred Stocks - Part 3</b>						0	XXX	0	XXX
<b>8999998. Total - Preferred Stocks - Part 5</b>						XXX	XXX	XXX	XXX
<b>8999999. Total - Preferred Stocks</b>						0	XXX	0	XXX
<b>9799997. Total - Common Stocks - Part 3</b>						0	XXX	0	XXX
<b>9799998. Total - Common Stocks - Part 5</b>						XXX	XXX	XXX	XXX
<b>9799999. Total - Common Stocks</b>						0	XXX	0	XXX
<b>9899999. Total - Preferred and Common Stocks</b>						0	XXX	0	XXX
<b>9999999 - Totals</b>						7,720,347	XXX	20,866	XXX

(a) For all common stock bearing the NAIC market indicator "U" provide: the number of such issues .....0

STATEMENT AS OF SEPTEMBER 30, 2015 OF THE UnitedHealthcare of Ohio, Inc.

**SCHEDULE D - PART 4**

Show All Long-Term Bonds and Stock Sold, Redeemed or Otherwise Disposed of During the Current Quarter

1	2	3	4	5	6	7	8	9	10	Change In Book/Adjusted Carrying Value					16	17	18	19	20	21	22
										11	12	13	14	15							
CUSIP Identification	Description	Foreign	Disposal Date	Name of Purchaser	Number of Shares of Stock	Consideration	Par Value	Actual Cost	Prior Year Book/Adjusted Carrying Value	Unrealized Valuation Increase/(Decrease)	Current Year's (Amortization)/Accretion	Current Year's Other Than Temporary Impairment Recognized	Total Change in Book/Adjusted Carrying Value (11 + 12 - 13)	Total Foreign Exchange Change in Book /Adjusted Carrying Value	Book/Adjusted Carrying Value at Disposal Date	Foreign Exchange Gain (Loss) on Disposal	Realized Gain (Loss) on Disposal	Total Gain (Loss) on Disposal	Bond Interest/Stock Dividends Received During Year	Stated Contractual Maturity Date	NAIC Designation or Market Indicator (a)
362960-E7-0	GNMA Pool 697758 MBS 4.500% 04/15/24		07/01/2015	Paydown		3,267	3,267	3,409	3,378	.0	(110)	.0	(110)	.0	3,267	.0	.0	.0	.86	04/15/2024	1
362960-E7-0	GNMA Pool 697758 MBS 4.500% 04/15/24		08/01/2015	Paydown		3,482	3,482	3,633	3,600	.0	(118)	.0	(118)	.0	3,482	.0	.0	.0	.104	04/15/2024	1
362960-E7-0	GNMA Pool 697758 MBS 4.500% 04/15/24		09/01/2015	Paydown		3,462	3,462	3,612	3,579	.0	(117)	.0	(117)	.0	3,462	.0	.0	.0	.117	04/15/2024	1
362960-FA-2	GNMA Pool 697761 MBS 4.500% 04/15/24		07/01/2015	Paydown		10,210	10,210	10,652	10,555	.0	(345)	.0	(345)	.0	10,210	.0	.0	.0	.268	04/15/2024	1
362960-FA-2	GNMA Pool 697761 MBS 4.500% 04/15/24		08/01/2015	Paydown		2,945	2,945	2,972	2,945	.0	(96)	.0	(96)	.0	2,945	.0	.0	.0	.85	04/15/2024	1
362960-FA-2	GNMA Pool 697761 MBS 4.500% 04/15/24		09/01/2015	Paydown		6,948	6,948	7,249	7,183	.0	(235)	.0	(235)	.0	6,948	.0	.0	.0	.234	04/15/2024	1
<b>0599999 Subtotal - Bonds - U.S. Governments</b>						<b>30,218</b>	<b>30,218</b>	<b>31,527</b>	<b>31,240</b>	<b>0</b>	<b>(1,021)</b>	<b>0</b>	<b>(1,021)</b>	<b>0</b>	<b>30,218</b>	<b>0</b>	<b>0</b>	<b>0</b>	<b>894</b>	<b>XXX</b>	<b>XXX</b>
373384-GR-1	GEORGIA ST GO Non Call 5.000% 07/01/15		07/01/2015	Maturity		1,000,000	1,000,000	1,072,480	1,023,667	.0	(23,667)	.0	(23,667)	.0	1,000,000	.0	.0	.0	50,000	07/01/2015	1FE
546415-TU-4	LOUISIANA ST GO Non Call 5.000% 08/01/15		08/01/2015	Maturity		1,000,000	1,000,000	1,075,550	1,027,530	.0	(27,530)	.0	(27,530)	.0	1,000,000	.0	.0	.0	50,000	08/01/2015	1FE
<b>1799999 Subtotal - Bonds - U.S. States, Territories and Possessions</b>						<b>2,000,000</b>	<b>2,000,000</b>	<b>2,148,030</b>	<b>2,051,197</b>	<b>0</b>	<b>(51,197)</b>	<b>0</b>	<b>(51,197)</b>	<b>0</b>	<b>2,000,000</b>	<b>0</b>	<b>0</b>	<b>0</b>	<b>100,000</b>	<b>XXX</b>	<b>XXX</b>
355694-F7-0	FREDERICK CNTY M GO Non Call 5.000% 08/01/15		08/01/2015	Maturity		1,250,000	1,250,000	1,355,925	1,257,807	.0	(7,807)	.0	(7,807)	.0	1,250,000	.0	.0	.0	62,500	08/01/2015	1FE
544351-JT-7	LOS ANGELES CA GO Cont Call 5.000% 09/01/22		09/01/2015	JP Morgan Chase		952,352	800,000	924,568	905,248	.0	(10,172)	.0	(10,172)	.0	895,076	.0	57,276	57,276	41,556	09/01/2022	1FE
649660-D3-3	NYC NY GO Non Call 5.000% 08/01/15		08/01/2015	Maturity		1,500,000	1,500,000	1,644,540	1,539,770	.0	(39,770)	.0	(39,770)	.0	1,500,000	.0	.0	.0	75,000	08/01/2015	1FE
741701-T5-5	Prince George Cnty MD GO Non Call 5.000% 08/01/15		08/01/2015	Maturity		700,000	700,000	768,887	719,062	.0	(19,062)	.0	(19,062)	.0	700,000	.0	.0	.0	35,000	08/01/2015	1FE
<b>2499999 Subtotal - Bonds - U.S. Political Subdivisions of States, Territories and Possessions</b>						<b>4,402,352</b>	<b>4,250,000</b>	<b>4,693,920</b>	<b>4,421,887</b>	<b>0</b>	<b>(76,811)</b>	<b>0</b>	<b>(76,811)</b>	<b>0</b>	<b>4,345,076</b>	<b>0</b>	<b>57,276</b>	<b>57,276</b>	<b>214,056</b>	<b>XXX</b>	<b>XXX</b>
3128PQ-06-1	FHLMC Pool J11377 MBS 4.500% 12/01/24		07/01/2015	Paydown		4,748	4,748	4,978	4,938	.0	(190)	.0	(190)	.0	4,748	.0	.0	.0	125	12/01/2024	1
3128PQ-06-1	FHLMC Pool J11377 MBS 4.500% 12/01/24		08/01/2015	Paydown		12,693	12,693	13,308	13,200	.0	(507)	.0	(507)	.0	12,693	.0	.0	.0	381	12/01/2024	1
3128PQ-06-1	FHLMC Pool J11377 MBS 4.500% 12/01/24		09/01/2015	Paydown		9,233	9,233	9,680	9,602	.0	(369)	.0	(369)	.0	9,233	.0	.0	.0	312	12/01/2024	1
3128OS-Y7-5	FHLMC Pool 1G2534 MBS ARM 2.122% 10/01/36		07/01/2015	Paydown		1,803	1,803	1,809	1,808	.0	(5)	.0	(5)	.0	1,803	.0	.0	.0	22	10/01/2036	1
3128OS-Y7-5	FHLMC Pool 1G2534 MBS ARM 2.122% 10/01/36		08/01/2015	Paydown		20,245	20,245	20,313	20,305	.0	(60)	.0	(60)	.0	20,245	.0	.0	.0	284	10/01/2036	1
3128OS-Y7-5	FHLMC Pool 1G2534 MBS ARM 2.122% 10/01/36		09/01/2015	Paydown		2,053	2,053	2,060	2,060	.0	(6)	.0	(6)	.0	2,053	.0	.0	.0	32	10/01/2036	1
3128SA-DN-4	FHLMC Pool 100109 MBS ARM 2.390% 09/01/36		07/01/2015	Paydown		1,297	1,297	1,301	1,300	.0	(3)	.0	(3)	.0	1,297	.0	.0	.0	17	09/01/2036	1
3128SA-DN-4	FHLMC Pool 100109 MBS ARM 2.390% 09/01/36		08/01/2015	Paydown		1,355	1,355	1,359	1,359	.0	(4)	.0	(4)	.0	1,355	.0	.0	.0	20	09/01/2036	1
3128SA-DN-4	FHLMC Pool 100109 MBS ARM 2.390% 09/01/36		09/01/2015	Paydown		1,486	1,486	1,490	1,490	.0	(4)	.0	(4)	.0	1,486	.0	.0	.0	25	09/01/2036	1
3132HQ-X2-3	FHLMC Pool 014297 MBS 3.500% 01/01/43		07/01/2015	Paydown		9,169	9,169	9,296	9,294	.0	(125)	.0	(125)	.0	9,169	.0	.0	.0	187	01/01/2043	1
3132HQ-X2-3	FHLMC Pool 014297 MBS 3.500% 01/01/43		08/01/2015	Paydown		14,705	14,705	14,909	14,905	.0	(200)	.0	(200)	.0	14,705	.0	.0	.0	343	01/01/2043	1
3132HQ-X2-3	FHLMC Pool 014297 MBS 3.500% 01/01/43		09/01/2015	Paydown		12,720	12,720	12,897	12,894	.0	(173)	.0	(173)	.0	12,720	.0	.0	.0	334	01/01/2043	1
3132HQ-X2-3	FHLMC Pool 014297 MBS 3.500% 01/01/43		09/16/2015	CitiGroup		997,053	955,761	969,052	968,790	.0	66	.0	66	.0	968,856	.0	28,198	28,198	26,668	01/01/2043	1
3132JN-5M-5	FHLMC Pool 021752 MBS 3.500% 09/01/43		07/01/2015	Paydown		2,124	2,124	2,152	2,151	.0	(28)	.0	(28)	.0	2,124	.0	.0	.0	43	09/01/2043	1
3132JN-5M-5	FHLMC Pool 021752 MBS 3.500% 09/01/43		08/01/2015	Paydown		14,336	14,336	14,526	14,522	.0	(187)	.0	(187)	.0	14,336	.0	.0	.0	334	09/01/2043	1
3132JN-5M-5	FHLMC Pool 021752 MBS 3.500% 09/01/43		09/01/2015	Paydown		14,311	14,311	14,501	14,497	.0	(186)	.0	(186)	.0	14,311	.0	.0	.0	376	09/01/2043	1
3132JN-5M-5	FHLMC Pool 021752 MBS 3.500% 09/01/43		09/15/2015	CitiGroup		1,142,936	1,097,987	1,112,569	1,112,280	.0	75	.0	75	.0	1,112,354	.0	30,581	30,581	30,637	09/01/2043	1
3132JP-U7-5	FHLMC Pool 022406 MBS 3.500% 10/01/43		07/01/2015	Paydown		686	686	694	694	.0	(8)	.0	(8)	.0	686	.0	.0	.0	14	10/01/2043	1
3132JP-U7-5	FHLMC Pool 022406 MBS 3.500% 10/01/43		08/01/2015	Paydown		2,211	2,211	2,238	2,238	.0	(26)	.0	(26)	.0	2,211	.0	.0	.0	52	10/01/2043	1
3132JP-U7-5	FHLMC Pool 022406 MBS 3.500% 10/01/43		09/01/2015	Paydown		725	725	734	733	.0	(9)	.0	(9)	.0	725	.0	.0	.0	19	10/01/2043	1
3132JP-U7-5	FHLMC Pool 022406 MBS 3.500% 10/01/43		09/16/2015	CitiGroup		390,800	374,615	379,166	379,071	.0	32	.0	32	.0	379,103	.0	11,697	11,697	10,453	10/01/2043	1
3135BN-M5-8	FNMA FNR 1992-119 Z CMO 8.000% 07/25/22		07/01/2015	Paydown		401	401	401	399	.0	2	.0	2	.0	401	.0	.0	.0	19	07/25/2022	1
3135BN-M5-8	FNMA FNR 1992-119 Z CMO 8.000% 07/25/22		08/01/2015	Paydown		434	434	435	432	.0	2	.0	2	.0	434	.0	.0	.0	23	07/25/2022	1
3135BN-M5-8	FNMA FNR 1992-119 Z CMO 8.000% 07/25/22		09/01/2015	Paydown		693	693	694	690	.0	3	.0	3	.0	693	.0	.0	.0	42	07/25/2022	1
3137M-AA-5	FNMA Pool 255701 MBS 5.000% 04/01/25		07/01/2015	Paydown		1,211	1,211	1,215	1,214	.0	(3)	.0	(3)	.0	1,211	.0	.0	.0	35	04/01/2025	1
3137M-AA-5	FNMA Pool 255701 MBS 5.000% 04/01/25		08/01/2015	Paydown		953	953	956	955	.0	(2)	.0	(2)	.0	953	.0	.0	.0	32	04/01/2025	1
3137M-AA-5	FNMA Pool 255701 MBS 5.000% 04/01/25		09/01/2015	Paydown		1,198	1,198	1,202	1,201	.0	(3)	.0	(3)	.0	1,198	.0	.0	.0	45	04/01/2025	1
3137AS-5U-1	FNMA Pool 323159 MBS 7.500% 04/01/28		07/01/2015	Paydown		147	147	147	147	.0	.0	.0	.0	.0	147	.0	.0	.0	6	04/01/2028	1
3137AS-5U-1	FNMA Pool 323159 MBS 7.500% 04/01/28		08/01/2015	Paydown		666	666	668	667	.0	(1)	.0	(1)	.0	666	.0	.0	.0	33	04/01/2028	1
3137AS-5U-1	FNMA Pool 323159 MBS 7.500% 04/01/28		09/01/2015	Paydown		240	240	241	241	.0	.0	.0	.0	.0	240	.0	.0	.0	14	04/01/2028	1
3137AT-RH-4	FNMA Pool 323688 MBS 7.500% 03/01/29		07/01/2015	Paydown		49	49	49	49	.0	.0	.0	.0	.0	49	.0	.0	.0	2	03/01/2029	1
3137AT-RH-4	FNMA Pool 323688 MBS 7.500% 03/01/29		08/01/2015	Paydown		26	26	26	26	.0	.0	.0	.0	.0	26	.0	.0	.0	1	03/01/2029	1
3137AT-RH-4	FNMA Pool 323688 MBS 7.500% 03/01/29		09/01/2015	Paydown		28	28	28	28	.0	.0	.0	.0	.0	28	.0	.0	.0	2	03/01/2029	1
31376A-YZ-5	FNMA Pool 350028 MBS 7.500% 12/01/25		07/01/2015	Paydown		31	31														

STATEMENT AS OF SEPTEMBER 30, 2015 OF THE UnitedHealthcare of Ohio, Inc.

**SCHEDULE D - PART 4**

Show All Long-Term Bonds and Stock Sold, Redeemed or Otherwise Disposed of During the Current Quarter

1	2	3	4	5	6	7	8	9	10	Change In Book/Adjusted Carrying Value					16	17	18	19	20	21	22
										11	12	13	14	15							
CUSIP Identification	Description	Foreign	Disposal Date	Name of Purchaser	Number of Shares of Stock	Consideration	Par Value	Actual Cost	Prior Year Book/Adjusted Carrying Value	Unrealized Valuation Increase/(Decrease)	Current Year's (Amortization)/Accretion	Current Year's Other Than Temporary Impairment Recognized	Total Change in Book/Adjusted Carrying Value (11 + 12 - 13)	Total Foreign Exchange Change in Book /Adjusted Carrying Value	Book/Adjusted Carrying Value at Disposal Date	Foreign Exchange Gain (Loss) on Disposal	Realized Gain (Loss) on Disposal	Total Gain (Loss) on Disposal	Bond Interest/Stock Dividends Received During Year	Stated Contractual Maturity Date	NAIC Designation or Market Indicator (a)
31380K-KF-6	FNMA Pool 442294 MBS 6.000% 10/01/28		08/01/2015	Paydown		.6	.6	.6	.6	.0	.0	.0	.0	.0	.6	.0	.0	.0	.0	10/01/2028	1
31380K-KF-6	FNMA Pool 442294 MBS 6.000% 10/01/28		09/01/2015	Paydown		.9	.9	.9	.9	.0	.0	.0	.0	.0	.9	.0	.0	.0	.0	10/01/2028	1
31383C-V6-9	FNMA Pool 499337 MBS 7.500% 08/01/29		07/01/2015	Paydown		.56	.56	.56	.56	.0	.0	.0	.0	.0	.56	.0	.0	.0	.0	08/01/2029	1
31383C-V6-9	FNMA Pool 499337 MBS 7.500% 08/01/29		08/01/2015	Paydown		.58	.58	.58	.58	.0	.0	.0	.0	.0	.58	.0	.0	.0	.0	08/01/2029	1
31383C-V6-9	FNMA Pool 499337 MBS 7.500% 08/01/29		09/01/2015	Paydown		.57	.57	.57	.57	.0	.0	.0	.0	.0	.57	.0	.0	.0	.0	08/01/2029	1
31385H-N8-1	FNMA Pool 545015 MBS 6.000% 06/01/16		07/01/2015	Paydown		1,122	1,122	1,110	1,116	.0	.7	.0	.7	.0	1,122	.0	.0	.0	.39	06/01/2016	1
31385H-N8-1	FNMA Pool 545015 MBS 6.000% 06/01/16		08/01/2015	Paydown		.975	.975	.969	.975	.0	.6	.0	.6	.0	.975	.0	.0	.0	.39	06/01/2016	1
31385H-N8-1	FNMA Pool 545015 MBS 6.000% 06/01/16		09/01/2015	Paydown		.878	.878	.868	.873	.0	.5	.0	.5	.0	.878	.0	.0	.0	.40	06/01/2016	1
31386X-ND-4	FNMA Pool 576488 MBS 6.000% 04/01/16		07/01/2015	Paydown		1,813	1,813	1,825	1,810	.0	.3	.0	.3	.0	1,813	.0	.0	.0	.63	04/01/2016	1
31386X-ND-4	FNMA Pool 576488 MBS 6.000% 04/01/16		08/01/2015	Paydown		1,877	1,877	1,889	1,873	.0	.3	.0	.3	.0	1,877	.0	.0	.0	.75	04/01/2016	1
31386X-ND-4	FNMA Pool 576488 MBS 6.000% 04/01/16		09/01/2015	Paydown		1,834	1,834	1,846	1,831	.0	.3	.0	.3	.0	1,834	.0	.0	.0	.83	04/01/2016	1
31387D-J9-1	FNMA Pool 580888 MBS 6.000% 05/01/16		07/01/2015	Paydown		.447	.447	.444	.445	.0	.2	.0	.2	.0	.447	.0	.0	.0	.16	05/01/2016	1
31387D-J9-1	FNMA Pool 580888 MBS 6.000% 05/01/16		08/01/2015	Paydown		.449	.449	.446	.447	.0	.2	.0	.2	.0	.449	.0	.0	.0	.18	05/01/2016	1
31387D-J9-1	FNMA Pool 580888 MBS 6.000% 05/01/16		09/01/2015	Paydown		.478	.478	.475	.476	.0	.2	.0	.2	.0	.478	.0	.0	.0	.22	05/01/2016	1
31387J-VT-0	FNMA Pool 585726 MBS 6.000% 05/01/16		07/01/2015	Paydown		1,647	1,647	1,619	1,635	.0	.12	.0	.12	.0	1,647	.0	.0	.0	.58	05/01/2016	1
31387J-VT-0	FNMA Pool 585726 MBS 6.000% 05/01/16		08/01/2015	Paydown		.819	.819	.805	.812	.0	.6	.0	.6	.0	.819	.0	.0	.0	.33	05/01/2016	1
31387J-VT-0	FNMA Pool 585726 MBS 6.000% 05/01/16		09/01/2015	Paydown		.784	.784	.771	.779	.0	.6	.0	.6	.0	.784	.0	.0	.0	.35	05/01/2016	1
31389D-QH-3	FNMA Pool 622456 MBS 6.000% 12/01/16		07/01/2015	Paydown		1,764	1,764	1,774	1,762	.0	.2	.0	.2	.0	1,764	.0	.0	.0	.62	12/01/2016	1
31389D-QH-3	FNMA Pool 622456 MBS 6.000% 12/01/16		08/01/2015	Paydown		1,188	1,188	1,194	1,186	.0	.1	.0	.1	.0	1,188	.0	.0	.0	.48	12/01/2016	1
31389D-QH-3	FNMA Pool 622456 MBS 6.000% 12/01/16		09/01/2015	Paydown		1,282	1,282	1,289	1,281	.0	.2	.0	.2	.0	1,282	.0	.0	.0	.58	12/01/2016	1
3138EJ-XP-8	FNMA Pool AL2485 MBS 4.000% 09/01/42		07/01/2015	Paydown		4,265	4,265	4,637	4,628	.0	(.363)	.0	(.363)	.0	4,265	.0	.0	.0	100	09/01/2042	1
3138EJ-XP-8	FNMA Pool AL2485 MBS 4.000% 09/01/42		08/01/2015	Paydown		5,207	5,207	5,662	5,651	.0	(.444)	.0	(.444)	.0	5,207	.0	.0	.0	139	09/01/2042	1
3138EJ-XP-8	FNMA Pool AL2485 MBS 4.000% 09/01/42		09/01/2015	Paydown		4,833	4,833	5,255	5,245	.0	(.412)	.0	(.412)	.0	4,833	.0	.0	.0	145	09/01/2042	1
3138EK-QF-5	FNMA Pool AL3153 MBS 4.000% 09/01/42		07/01/2015	Paydown		40,180	40,180	43,583	43,507	.0	(3,327)	.0	(3,327)	.0	40,180	.0	.0	.0	938	09/01/2042	1
3138EK-QF-5	FNMA Pool AL3153 MBS 4.000% 09/01/42		08/01/2015	Paydown		41,289	41,289	44,786	44,708	.0	(3,419)	.0	(3,419)	.0	41,289	.0	.0	.0	1,101	09/01/2042	1
3138EK-QF-5	FNMA Pool AL3153 MBS 4.000% 09/01/42		09/01/2015	Paydown		21,573	21,573	23,400	23,360	.0	(1,786)	.0	(1,786)	.0	21,573	.0	.0	.0	647	09/01/2042	1
3138M4-W6-5	FNMA Pool AP1568 MBS 3.500% 02/01/43		07/01/2015	Paydown		64,061	64,061	67,392	67,296	.0	(3,235)	.0	(3,235)	.0	64,061	.0	.0	.0	1,308	02/01/2043	1
3138M4-W6-5	FNMA Pool AP1568 MBS 3.500% 02/01/43		08/01/2015	Paydown		55,233	55,233	58,104	58,026	.0	(2,789)	.0	(2,789)	.0	55,233	.0	.0	.0	1,289	02/01/2043	1
3138M4-W6-5	FNMA Pool AP1568 MBS 3.500% 02/01/43		09/01/2015	Paydown		40,552	40,552	42,661	42,600	.0	(2,048)	.0	(2,048)	.0	40,552	.0	.0	.0	1,065	02/01/2043	1
3138ML-CP-7	FNMA Pool A04577 MBS 3.500% 12/01/42		07/01/2015	Paydown		15,604	15,604	16,415	16,393	.0	(.789)	.0	(.789)	.0	15,604	.0	.0	.0	319	12/01/2042	1
3138ML-CP-7	FNMA Pool A04577 MBS 3.500% 12/01/42		08/01/2015	Paydown		4,223	4,223	4,443	4,437	.0	(.214)	.0	(.214)	.0	4,223	.0	.0	.0	99	12/01/2042	1
3138ML-CP-7	FNMA Pool A04577 MBS 3.500% 12/01/42		09/01/2015	Paydown		31,967	31,967	33,630	33,584	.0	(1,617)	.0	(1,617)	.0	31,967	.0	.0	.0	839	12/01/2042	1
3138X6-UE-3	FNMA Pool AU6880 MBS 4.000% 09/01/43		07/01/2015	Paydown		1,167	1,167	1,231	1,230	.0	(.63)	.0	(.63)	.0	1,167	.0	.0	.0	27	09/01/2043	1
3138X6-UE-3	FNMA Pool AU6880 MBS 4.000% 09/01/43		08/01/2015	Paydown		1,187	1,187	1,253	1,252	.0	(.65)	.0	(.65)	.0	1,187	.0	.0	.0	32	09/01/2043	1
3138X6-UE-3	FNMA Pool AU6880 MBS 4.000% 09/01/43		09/01/2015	Paydown		7,203	7,203	7,600	7,594	.0	(.391)	.0	(.391)	.0	7,203	.0	.0	.0	216	09/01/2043	1
3138X7-CJ-0	FNMA Pool AU7272 MBS 4.000% 10/01/43		07/01/2015	Paydown		5,956	5,956	6,285	6,280	.0	(.324)	.0	(.324)	.0	5,956	.0	.0	.0	139	10/01/2043	1
3138X7-CJ-0	FNMA Pool AU7272 MBS 4.000% 10/01/43		08/01/2015	Paydown		46,093	46,093	48,636	48,598	.0	(2,505)	.0	(2,505)	.0	46,093	.0	.0	.0	1,229	10/01/2043	1
3138X7-CJ-0	FNMA Pool AU7272 MBS 4.000% 10/01/43		09/01/2015	Paydown		65,208	65,208	68,805	68,752	.0	(3,544)	.0	(3,544)	.0	65,208	.0	.0	.0	1,956	10/01/2043	1
3138XB-XW-9	FNMA Pool AV0692 MBS 4.000% 12/01/43		07/01/2015	Paydown		48,146	48,146	49,902	49,880	.0	(1,734)	.0	(1,734)	.0	48,146	.0	.0	.0	1,123	12/01/2043	1
3138XB-XW-9	FNMA Pool AV0692 MBS 4.000% 12/01/43		08/01/2015	Paydown		55,189	55,189	57,202	57,177	.0	(1,988)	.0	(1,988)	.0	55,189	.0	.0	.0	1,472	12/01/2043	1
3138XB-XW-9	FNMA Pool AV0692 MBS 4.000% 12/01/43		09/01/2015	Paydown		63,142	63,142	65,446	65,416	.0	(2,274)	.0	(2,274)	.0	63,142	.0	.0	.0	1,894	12/01/2043	1
31410G-SS-8	FNMA Pool 889257 MBS 5.000% 04/01/21		07/01/2015	Paydown		19,933	19,933	21,225	20,867	.0	(.934)	.0	(.934)	.0	19,933	.0	.0	.0	581	04/01/2021	1
31410G-SS-8	FNMA Pool 889257 MBS 5.000% 04/01/21		08/01/2015	Paydown		17,983	17,983	19,149	18,826	.0	(.843)	.0	(.843)	.0	17,983	.0	.0	.0	599	04/01/2021	1
31410G-SS-8	FNMA Pool 889257 MBS 5.000% 04/01/21		09/01/2015	Paydown		19,237	19,237	20,484	20,138	.0	(.901)	.0	(.901)	.0	19,237	.0	.0	.0	721	04/01/2021	1
31414R-QC-2	FNMA Pool 973951 MBS 5.000% 04/01/23		07/01/2015	Paydown		1,724	1,724	1,824	1,804	.0	(.80)	.0	(.80)	.0	1,724	.0	.0	.0	50	04/01/2023	1
31414R-QC-2	FNMA Pool 973951 MBS 5.000% 04/01/23		08/01/2015	Paydown		13,073	13,073	13,829	13,680	.0	(.607)	.0	(.607)	.0	13,073	.0	.0	.0	436	04/01/2023	1
31414R-QC-2	FNMA Pool 973951 MBS 5.000% 04/01/23		09/01/2015	Paydown		1,670	1,670	1,767	1,748	.0	(.78)	.0	(.78)	.0	1,670	.0	.0	.0	63	04/01/2023	1
31417Y-UK-4	FNMA Pool MA0265 MBS 5.000% 11/01/24		07/01/2015	Paydown		11,986	11,986	12,679	12,548	.0	(.562)	.0	(.562)	.0	11,986	.0	.0	.0	350	11/01/2024	1
31417Y-UK-4	FNMA Pool MA0265 MBS 5.000% 11/01/24		08/01/2015	Paydown		8,099	8,099	8,567	8,479	.0	(.380)	.0	(.380)	.0	8,099	.0	.0	.0	270	11/01/2024	1
31417Y-UK-4	FNMA Pool MA0265 MBS 5.000% 11/01/24		09/01/2015	Paydown		3,028	3,028	3,203	3,170	.0	(.142)	.0	(.142)	.0	3,028	.0	.0	.0	113	11/01/2024	1
442435-YM-9	HOUSTON TX UTILI Rev Bond Non Call 5.000%		09/10/2015	Griffen, Kubik, & Step		561,130	.500,000	574,850	539,706	.0	(6,913)	.0	(6,913)	.0	532,793	.0	28,337	28,337	20,833	11/15/2018	1FE
575577-KV-2	MA Bay Tran Auth Rev Bond Non Call 5.000%		09/10/2015	CitiGroup		1,169,816	1,050,000	1,205,568	1,127,957	.0	(15,158)	.0	(15,158)	.0	1,112,799	.0	57,016	57,016	63,292	07/01/2018	1FE
576051-EL-6	MASSACHUSETTS ST Rev Bond Cont Call 5.000%		08/01/24	Oppenheimer and Co.		1,174,570	1,000,000	1,158,240	1,112,937	.0	(10,498)	.0	(10,498)	.0	1,102,438	.0	72,132	72,132	54,306	08/01/2024	1FE
59447P-MN-8	MICHIGAN ST FIN Rev Bond Non Call 5.000%		09/09/2015	Wachovia Bank		2,857,098	2,650,000	3,136,752	2,932,605	.0	(79,091)	.0	(79,091)	.0	2,853,514	.0	3,584	3,584	159,368	07/01/2017	1FE

E05.1

STATEMENT AS OF SEPTEMBER 30, 2015 OF THE UnitedHealthcare of Ohio, Inc.

**SCHEDULE D - PART 4**

Show All Long-Term Bonds and Stock Sold, Redeemed or Otherwise Disposed of During the Current Quarter

1	2	3	4	5	6	7	8	9	10	Change In Book/Adjusted Carrying Value					16	17	18	19	20	21	22	
										11	12	13	14	15								
CUSIP Identification	Description	Foreign	Disposal Date	Name of Purchaser	Number of Shares of Stock	Consideration	Par Value	Actual Cost	Prior Year Book/Adjusted Carrying Value	Unrealized Valuation Increase/(Decrease)	Current Year's (Amortization)/Accretion	Current Year's Other Than Temporary Impairment Recognized	Total Change in Book/Adjusted Carrying Value (11 + 12 - 13)	Total Foreign Exchange Change in Book /Adjusted Carrying Value	Book/Adjusted Carrying Value at Disposal Date	Foreign Exchange Gain (Loss) on Disposal	Realized Gain (Loss) on Disposal	Total Gain (Loss) on Disposal	Bond Interest/Stock Dividends Received During Year	Stated Contractual Maturity Date	NAIC Designation or Market Indicator (a)	
59455T-NX-6	MICHIGAN ST MUNI Rev Bond Cont Call 5.000% 10/01/18		07/08/2015	Tax Free Exchange		1,468,215	1,400,000	1,640,380	1,496,483	.0	(28,268)	.0	(28,268)	.0	1,468,215	.0	.0	.0	53,861	10/01/2018	1FE	
67755C-E9-6	OH St Bldg Auth Rev Bond Non Call 5.000% 10/01/19		09/09/2015	Pershing		2,288,800	2,000,000	2,404,000	2,222,427	.0	(31,190)	.0	(31,190)	.0	2,191,237	.0	97,563	97,563	95,278	10/01/2019	1FE	
682001-BV-3	OMAHA NE PUBLIC Rev Bond Cont Call 5.000% 02/01/25		08/28/2015	Sun Trust		2,701,350	2,250,000	2,722,028	2,706,510	.0	(30,331)	.0	(30,331)	.0	2,676,179	.0	25,171	25,171	114,375	02/01/2025	1FE	
70917R-TT-2	PA St Higer Edl Rev Bond Non Call 5.000% 09/01/19		09/09/2015	Morgan Stanley		828,907	725,000	809,289	766,598	.0	(5,791)	.0	(5,791)	.0	760,807	.0	68,100	68,100	37,559	09/01/2019	1FE	
709235-PD-1	Penn State University Rev Bond Cont Call 5.000% 09/01/17		09/01/2015	Call 100.0000		1,335,000	1,335,000	1,533,274	1,368,203	.0	(33,203)	.0	(33,203)	.0	1,335,000	.0	.0	.0	66,750	09/01/2017	1FE	
73358T-Z2-0	Port Auth NY & NJ Rev Bond Cont Call 5.000% 11/01/19		09/09/2015	Barclays Group Inc.		1,008,176	925,000	945,341	932,895	.0	(1,561)	.0	(1,561)	.0	931,334	.0	76,842	76,842	40,212	11/01/2019	1FE	
735000-PP-0	PORT OF OAKLAND Rev Bond Cont Call 5.000% 05/01/22		09/09/2015	CitiGroup		1,151,860	1,000,000	1,047,730	1,033,304	.0	(3,253)	.0	(3,253)	.0	1,030,051	.0	121,809	121,809	43,472	05/01/2022	1FE	
79730A-HG-6	SAN DIEGO CA PUB Rev Bond Cont Call 5.000% 05/15/20		09/09/2015	Pershing		758,599	665,000	711,171	687,625	.0	(3,367)	.0	(3,367)	.0	684,258	.0	74,340	74,340	27,616	05/15/2020	1FE	
3199999	<b>Subtotal - Bonds - U.S. Special Revenues</b>					20,702,917	18,796,970	21,260,384	20,295,887	0	(288,339)	0	(288,339)	0	20,007,545	0	695,370	695,370	867,817	XXX	XXX	
0258MO-DA-4	AMERICAN EXPRESS Corp Note Non Call 2.750% 09/15/15		09/15/2015	Maturity		200,000	200,000	198,832	199,826	.0	174	.0	174	.0	200,000	.0	.0	.0	5,500	09/15/2015	1FE	
05960E-AE-8	Bank of America BACM 2006-2 A4 CMBS 5.948% 05/10/45		07/01/2015	Paydown		45,473	45,473	43,715	45,091	.0	381	.0	381	.0	45,473	.0	.0	.0	1,599	05/10/2045	1FM	
05960E-AE-8	Bank of America BACM 2006-2 A4 CMBS 5.948% 05/10/45		08/01/2015	Paydown		62,314	62,314	59,905	61,791	.0	523	.0	523	.0	62,314	.0	.0	.0	2,499	05/10/2045	1FM	
05960E-AE-8	Bank of America BACM 2006-2 A4 CMBS 5.948% 05/10/45		09/01/2015	Paydown		10,080	10,080	9,691	9,996	.0	85	.0	85	.0	10,080	.0	.0	.0	454	05/10/2045	1FM	
14042E-3V-0	CAPITAL ONE NA Corp Note Call 1.500% 03/22/18		09/25/2015	US Bank		1,476,420	1,500,000	1,493,250	1,495,591	.0	997	.0	997	.0	1,496,588	.0	(20,168)	(20,168)	23,000	03/22/2018	2FE	
22545M-AD-9	Credit Suisse Mtg CSMC 2006-C4 A3 CMBS 5.467% 09/15/39		07/01/2015	Paydown		4,716	4,716	5,025	4,768	.0	(52)	.0	(52)	.0	4,716	.0	.0	.0	151	09/15/2039	1FM	
22545M-AD-9	Credit Suisse Mtg CSMC 2006-C4 A3 CMBS 5.467% 09/15/39		08/01/2015	Paydown		25,333	25,333	26,995	25,614	.0	(282)	.0	(282)	.0	25,333	.0	.0	.0	927	09/15/2039	1FM	
22545M-AD-9	Credit Suisse Mtg CSMC 2006-C4 A3 CMBS 5.467% 09/15/39		09/01/2015	Paydown		2,020	2,020	2,153	2,043	.0	(22)	.0	(22)	.0	2,020	.0	.0	.0	83	09/15/2039	1FM	
37331N-AB-7	GEORGIA-PACIFIC Corp Note MW Prv Plc PPut 5.400% 11/01/20		09/16/2015	Deutsche Bank		1,672,020	1,500,000	1,661,610	1,635,508	.0	(15,046)	.0	(15,046)	.0	1,620,462	.0	51,558	51,558	71,325	11/01/2020	2FE	
59156R-BB-3	METLIFE INC Corp Note Non Call 4.368% 09/15/23		09/15/2015	Pershing		1,066,480	1,000,000	1,005,000	1,004,464	.0	(305)	.0	(305)	.0	1,004,158	.0	62,322	62,322	33,124	09/15/2023	1FE	
59156R-BF-4	METLIFE INC Corp Note MW 3.048% 12/15/22		09/15/2015	US Bank		1,101,274	1,120,000	1,069,163	1,075,033	.0	3,514	.0	3,514	.0	1,078,547	.0	22,726	22,726	25,888	12/15/2022	1FE	
63946C-AD-0	NBC Universal Corp Note MW 120BP Prv Plc 1.974% 04/15/19		09/25/2015	Wachovia Bank		1,000,400	1,000,000	999,430	999,597	.0	68	.0	68	.0	999,664	.0	736	736	18,918	04/15/2019	1FE	
709599-AK-0	PENSKE TRUCK LE Corp Note MW 45BP Prv Plc 3.375% 03/15/18		09/25/2015	US Bank		913,469	890,000	908,763	903,049	.0	(2,920)	.0	(2,920)	.0	900,129	.0	13,341	13,341	31,289	03/15/2018	2FE	
771196-AS-1	ROCHE HLDGS INC Corp Note MW 50BP Prv Plc 6.000% 03/01/19		09/25/2015	Mitsubishi Bank LTD		250,605	221,000	233,993	227,316	.0	(1,029)	.0	(1,029)	.0	226,287	.0	24,318	24,318	14,328	03/01/2019	1FE	
781172-AB-7	Ruby Pipeline Corp Note Non Call Sink PrvPlc 6.000% 04/01/22		09/25/2015	Mizuho Investor Sec Co		2,119,350	1,990,000	1,990,000	1,990,000	.0	.0	.0	.0	.0	1,990,000	.0	129,350	129,350	119,068	04/01/2022	2FE	
891906-AA-7	Total System Services Corp Note MW 25BP 2.375% 06/01/18		07/21/2015	Pershing		1,313,215	1,320,000	1,269,840	1,284,416	.0	5,518	.0	5,518	.0	1,289,934	.0	23,281	23,281	20,116	06/01/2018	2FE	
907818-EE-4	UNION PAC CORP Corp Note Call MW 2.250% 06/19/20		09/16/2015	Mitsubishi Bank LTD		1,205,666	1,200,000	1,199,040	.0	.0	45	.0	45	.0	1,199,090	.0	6,579	6,579	6,675	06/19/2020	1FE	
952081-AG-6	LyondellBasell Corp Note Call MW 50BP 5.000% 04/15/19	F	09/16/2015	Deutsche Bank		1,834,929	1,700,000	1,881,542	1,836,891	.0	(23,001)	.0	(23,001)	.0	1,813,891	.0	21,036	21,036	78,624	04/15/2019	2FE	
8399999	<b>Subtotal - Bonds - Industrial and Miscellaneous (Unaffiliated)</b>					14,303,764	13,790,936	14,057,947	12,800,994	0	(31,352)	0	(31,352)	0	13,968,686	0	335,079	335,079	453,568	XXX	XXX	
8399997	<b>Total - Bonds - Part 4</b>					41,439,251	38,868,124	42,191,808	39,601,205	0	(448,720)	0	(448,720)	0	40,351,525	0	1,087,725	1,087,725	1,636,335	XXX	XXX	
8399998	<b>Total - Bonds - Part 5</b>					XXX	XXX	XXX	XXX	XXX	XXX	XXX	XXX	XXX	XXX	XXX	XXX	XXX	XXX	XXX	XXX	XXX
8399999	<b>Total - Bonds</b>					41,439,251	38,868,124	42,191,808	39,601,205	0	(448,720)	0	(448,720)	0	40,351,525	0	1,087,725	1,087,725	1,636,335	XXX	XXX	

E05.2

STATEMENT AS OF SEPTEMBER 30, 2015 OF THE UnitedHealthcare of Ohio, Inc.

**SCHEDULE D - PART 4**

Show All Long-Term Bonds and Stock Sold, Redeemed or Otherwise Disposed of During the Current Quarter

1	2	3	4	5	6	7	8	9	10	Change In Book/Adjusted Carrying Value					16	17	18	19	20	21	22
										11	12	13	14	15							
CUSIP Ident-ification	Description	For-foreign	Disposal Date	Name of Purchaser	Number of Shares of Stock	Consid-eration	Par Value	Actual Cost	Prior Year Book/ Adjusted Carrying Value	Unrealized Valuation Increase/ (Decrease)	Current Year's (Amor-tization)/ Accretion	Other Than Temporary Impairment Recog-nized	Total Change in Book/ Adjusted Carrying Value (11 + 12 - 13)	Total Foreign Exchange Change in Book /Adjusted Carrying Value	Book/ Adjusted Carrying Value at Disposal Date	Foreign Exchange Gain (Loss) on Disposal	Realized Gain (Loss) on Disposal	Total Gain (Loss) on Disposal	Bond Interest/ Stock Dividends Received During Year	Stated Con-tractual Maturity Date	NAIC Design-ation or Market In-dicator (a)
8999997. Total - Preferred Stocks - Part 4						0	XXX	0	0	0	0	0	0	0	0	0	0	0	0	XXX	XXX
8999998. Total - Preferred Stocks - Part 5						XXX	XXX	XXX	XXX	XXX	XXX	XXX	XXX	XXX	XXX	XXX	XXX	XXX	XXX	XXX	XXX
8999999. Total - Preferred Stocks						0	XXX	0	0	0	0	0	0	0	0	0	0	0	0	XXX	XXX
9799997. Total - Common Stocks - Part 4						0	XXX	0	0	0	0	0	0	0	0	0	0	0	0	XXX	XXX
9799998. Total - Common Stocks - Part 5						XXX	XXX	XXX	XXX	XXX	XXX	XXX	XXX	XXX	XXX	XXX	XXX	XXX	XXX	XXX	XXX
9799999. Total - Common Stocks						0	XXX	0	0	0	0	0	0	0	0	0	0	0	0	XXX	XXX
9899999. Total - Preferred and Common Stocks						0	XXX	0	0	0	0	0	0	0	0	0	0	0	0	XXX	XXX
9999999 - Totals						41,439,251	XXX	42,191,808	39,601,205	0	(448,720)	0	(448,720)	0	40,351,525	0	1,087,725	1,087,725	1,636,335	XXX	XXX

(a) For all common stock bearing the NAIC market indicator "U" provide: the number of such issues.....0

Schedule DB - Part A - Section 1 - Options, Caps, Floors, Collars, Swaps and Forwards Open  
**N O N E**

Schedule DB - Part B - Section 1 - Futures Contracts Open  
**N O N E**

Schedule DB - Part B - Section 1B - Brokers with whom cash deposits have been made  
**N O N E**

Schedule DB - Part D - Section 1 - Counterparty Exposure for Derivative Instruments Open  
**N O N E**

Schedule DB - Part D-Section 2 - Collateral for Derivative Instruments Open - Pledged By  
**N O N E**

Schedule DB - Part D-Section 2 - Collateral for Derivative Instruments Open - Pledged To  
**N O N E**

Schedule DL - Part 1 - Reinvested Collateral Assets Owned  
**N O N E**

Schedule DL - Part 2 - Reinvested Collateral Assets Owned  
**N O N E**



**SCHEDULE E - PART 2 - CASH EQUIVALENTS**

Show Investments Owned End of Current Quarter

1 Description	2 Code	3 Date Acquired	4 Rate of Interest	5 Maturity Date	6 Book/Adjusted Carrying Value	7 Amount of Interest Due and Accrued	8 Amount Received During Year
<b>NONE</b>							
8699999 - Total Cash Equivalents							