



QUARTERLY STATEMENT AS OF SEPTEMBER 30, 2015 OF THE CONDITION AND AFFAIRS OF THE Catamaran Insurance of Ohio

NAIC Group Code	0707 <small>(Current Period)</small>	4771 <small>(Prior Period)</small>	NAIC Company Code	69647	Employer's ID Number	31-0628424
Organized under the Laws of	Ohio		State of Domicile or Port of Entry	Ohio		
Country of Domicile	United States of America					
Incorporated/Organized	10/19/1948	Commenced Business	12/05/1978			
Statutory Home Office	50 W. Broad Street, Suite 1800 <small>(Street and Number)</small>		Columbus , OH, US 43215 <small>(City or Town, State, Country and Zip Code)</small>			
Main Administrative Office	1600 McConnor Parkway <small>(Street and Number)</small>					
	Schaumburg, IL, US 60173-6801 <small>(City or Town, State, Country and Zip Code)</small>		(800)282-3232 <small>(Area Code) (Telephone Number)</small>			
Mail Address	1600 McConnor Parkway <small>(Street and Number or P.O. Box)</small>		Schaumburg, IL, US 60173-6801 <small>(City or Town, State, Country and Zip Code)</small>			
Primary Location of Books and Records	1600 McConnor Parkway <small>(Street and Number)</small>					
	Schaumburg, IL, US 60173-6801 <small>(City or Town, State, Country and Zip Code)</small>		(800)282-3232 <small>(Area Code) (Telephone Number)</small>			
Internet Web Site Address	www.catamaranrx.com					
Statutory Statement Contact	Mike Przybyla <small>(Name)</small>		(224)231-1848 <small>(Area Code)(Telephone Number)(Extension)</small>			
	mike.przybyla@optum.com <small>(E-Mail Address)</small>		(224)231-1915 <small>(Fax Number)</small>			

OFFICERS

Name	Title
Mark Alan Thierer	Chairman & Chief Executive Officer
Timothy Alan Wicks	President
Jeffrey David Grosklags	Executive VP & Chief Financial Officer
Robert Worth Obberrender	Treasurer
Jay Anthony Warmuth	Secretary

OTHERS

DIRECTORS OR TRUSTEES

Mark Alan Thierer	Timothy Alan Wicks
Jeffrey David Grosklags	Jay Anthony Warmuth
Jeffrey Gary Park	

State of Illinois
County of DuPage ss

The officers of this reporting entity, being duly sworn, each depose and say that they are the described officers of the said reporting entity, and that on the reporting period stated above, all of the herein described assets were the absolute property of the said reporting entity, free and clear from any liens or claims thereon, except as herein stated, and that this statement, together with related exhibits, schedules and explanations therein contained, annexed or referred to, is a full and true statement of all the assets and liabilities and of the condition and affairs of the said reporting entity as of the reporting period stated above, and of its income and deductions therefrom for the period ended, and have been completed in accordance with the NAIC Annual Statement Instructions and Accounting Practices and Procedures manual except to the extent that: (1) state law may differ; or, (2) that state rules or regulations require differences in reporting not related to accounting practices and procedures, according to the best of their information, knowledge and belief, respectively. Furthermore, the scope of this attestation by the described officers also includes the related corresponding electronic filing with the NAIC, when required, that is an exact copy (except for formatting differences due to electronic filing) of the enclosed statement. The electronic filing may be requested by various regulators in lieu of or in addition to the enclosed statement.

(Signature) Mark Alan Thierer _____ (Printed Name)	(Signature) Jeffrey David Grosklags _____ (Printed Name)	(Signature) Jay Anthony Warmuth _____ (Printed Name)
1.	2.	3.
Chairman & Chief Executive Officer	Executive VP Finance & Chief Financial Officer	Secretary
(Title)	(Title)	(Title)

Subscribed and sworn to before me this _____ day of _____, 2015

- a. Is this an original filing?
b. If no, 1. State the amendment number
2. Date filed
3. Number of pages attached

Yes[X] No[]

(Notary Public Signature)

ASSETS

	Current Statement Date			4 December 31 Prior Year Net Admitted Assets
	1 Assets	2 Nonadmitted Assets	3 Net Admitted Assets (Cols. 1 - 2)	
1. Bonds	3,254,939		3,254,939	3,258,945
2. Stocks:				
2.1 Preferred stocks				
2.2 Common stocks	50,766		50,766	301,700
3. Mortgage loans on real estate:				
3.1 First liens				
3.2 Other than first liens				
4. Real estate:				
4.1 Properties occupied by the company (less \$.....0 encumbrances)				
4.2 Properties held for the production of income (less \$.....0 encumbrances)				
4.3 Properties held for sale (less \$.....0 encumbrances)				
5. Cash (\$.....11,890,567), cash equivalents (\$.....0) and short-term investments (\$.....1,240,252)	13,130,819		13,130,819	14,963,961
6. Contract loans (including \$.....0 premium notes)				
7. Derivatives				
8. Other invested assets				
9. Receivables for securities				
10. Securities lending reinvested collateral assets				
11. Aggregate write-ins for invested assets				
12. Subtotals, cash and invested assets (Lines 1 to 11)	16,436,524		16,436,524	18,524,606
13. Title plants less \$.....0 charged off (for Title insurers only)				
14. Investment income due and accrued	6,011		6,011	11,212
15. Premiums and considerations:				
15.1 Uncollected premiums and agents' balances in the course of collection				
15.2 Deferred premiums, agents' balances and installments booked but deferred and not yet due (including \$.....0 earned but unbilled premiums)				
15.3 Accrued retrospective premiums				
16. Reinsurance:				
16.1 Amounts recoverable from reinsurers				
16.2 Funds held by or deposited with reinsured companies				
16.3 Other amounts receivable under reinsurance contracts				
17. Amounts receivable relating to uninsured plans	19,540,096		19,540,096	33,795,675
18.1 Current federal and foreign income tax recoverable and interest thereon				
18.2 Net deferred tax asset				
19. Guaranty funds receivable or on deposit				
20. Electronic data processing equipment and software				
21. Furniture and equipment, including health care delivery assets (\$.....0)				
22. Net adjustments in assets and liabilities due to foreign exchange rates				
23. Receivables from parent, subsidiaries and affiliates				
24. Health care (\$.....0) and other amounts receivable				
25. Aggregate write-ins for other than invested assets				180
26. TOTAL assets excluding Separate Accounts, Segregated Accounts and Protected Cell Accounts (Lines 12 to 25)	35,982,631		35,982,631	52,331,674
27. From Separate Accounts, Segregated Accounts and Protected Cell Accounts				
28. TOTAL (Lines 26 and 27)	35,982,631		35,982,631	52,331,674
DETAILS OF WRITE-INS				
1101.				
1102.				
1103.				
1198. Summary of remaining write-ins for Line 11 from overflow page				
1199. TOTALS (Lines 1101 through 1103 plus 1198) (Line 11 above)				
2501. Miscellaneous				180
2502.				
2503.				
2598. Summary of remaining write-ins for Line 25 from overflow page				
2599. TOTALS (Lines 2501 through 2503 plus 2598) (Line 25 above)				180

LIABILITIES, SURPLUS AND OTHER FUNDS

	1 Current Statement Date	2 December 31 Prior Year
1. Aggregate reserve for life contracts \$.....0 less \$.....0 included in Line 6.3 (including \$.....0 Modco Reserve)		
2. Aggregate reserve for accident and health contracts (including \$.....0 Modco Reserve)		
3. Liability for deposit-type contracts (including \$.....0 Modco Reserve)		
4. Contract claims:		
4.1 Life		
4.2 Accident and health		
5. Policyholders' dividends \$.....0 and coupons \$.....0 due and unpaid		
6. Provision for policyholders' dividends and coupons payable in following calendar year - estimated amounts:		
6.1 Dividends apportioned for payment (including \$.....0 Modco)		
6.2 Dividends not yet apportioned (including \$.....0 Modco)		
6.3 Coupons and similar benefits (including \$.....0 Modco)		
7. Amount provisionally held for deferred dividend policies not included in Line 6		
8. Premiums and annuity considerations for life and accident & health contracts received in advance less \$.....0 discount; including \$.....0 accident and health premiums		
9. Contract liabilities not included elsewhere:		
9.1 Surrender values on canceled contracts		
9.2 Provision for experience rating refunds, including the liability of \$.....0 accident and health experience rating refunds of which \$.....0 is for medical loss ratio rebate per the Public Health Service Act		
9.3 Other amounts payable on reinsurance; including \$.....0 assumed and \$.....0 ceded		
9.4 Interest Maintenance Reserve	127,697	143,733
10. Commissions to agents due or accrued-life and annuity contracts \$.....0, accident and health \$.....0 and deposit-type contract funds \$.....0		
11. Commissions and expense allowances payable on reinsurance assumed		
12. General expenses due or accrued	603,947	630,690
13. Transfers to Separate Accounts due or accrued (net) (Including \$.....0 accrued for expense allowances recognized in reserves, net of reinsured allowances)		
14. Taxes, licenses and fees due or accrued, excluding federal income taxes	25	26
15.1 Current federal and foreign income taxes, including \$.....0 on realized capital gains (losses)	4,883,123	7,033,169
15.2 Net deferred tax liability		
16. Unearned investment income		
17. Amounts withheld or retained by company as agent or trustee		
18. Amounts held for agents' account, including \$.....0 agents' credit balances		
19. Remittances and items not allocated		
20. Net adjustment in assets and liabilities due to foreign exchange rates		
21. Liability for benefits for employees and agents if not included above		
22. Borrowed money \$.....0 and interest thereon \$.....0		
23. Dividends to stockholders declared and unpaid		
24. Miscellaneous liabilities:		
24.01 Asset valuation reserve	22,212	23,877
24.02 Reinsurance in unauthorized and certified (\$.....0) companies		
24.03 Funds held under reinsurance treaties with unauthorized and certified (\$.....0) reinsurers		
24.04 Payable to parent, subsidiaries and affiliates	1,127,774	23,614,915
24.05 Drafts outstanding		
24.06 Liability for amounts held under uninsured plans		
24.07 Funds held under coinsurance		
24.08 Derivatives		
24.09 Payable for securities		
24.10 Payable for securities lending		
24.11 Capital notes \$.....0 and interest thereon \$.....0		
25. Aggregate write-ins for liabilities	43,826	27,407
26. Total Liabilities excluding Separate Accounts business (Lines 1 to 25)	6,808,604	31,473,817
27. From Separate Accounts Statement		
28. Total Liabilities (Lines 26 and 27)	6,808,604	31,473,817
29. Common capital stock	2,727,274	2,727,274
30. Preferred capital stock		
31. Aggregate write-ins for other than special surplus funds		
32. Surplus notes		
33. Gross paid in and contributed surplus	4,990,293	4,990,293
34. Aggregate write-ins for special surplus funds		
35. Unassigned funds (surplus)	21,456,460	13,140,290
36. Less treasury stock, at cost:		
36.10 shares common (value included in Line 29 \$.....0)		
36.20 shares preferred (value included in Line 30 \$.....0)		
37. Surplus (Total Lines 31 to 35, Less 36) (including \$.....0 in Separate Accounts Statement)	26,446,753	18,130,583
38. Totals of Lines 29, 30 and 37	29,174,027	20,857,857
39. Totals of Lines 28 and 38 (Page 2, Line 28, Col. 3)	35,982,631	52,331,674
DETAILS OF WRITE-INS		
2501. Escheat	43,826	27,407
2502.		
2503.		
2598. Summary of remaining write-ins for Line 25 from overflow page		
2599. TOTALS (Lines 2501 through 2503 plus 2598) (Line 25 above)	43,826	27,407
3101.		
3102.		
3103.		
3198. Summary of remaining write-ins for Line 31 from overflow page		
3199. TOTALS (Lines 3101 through 3103 plus 3198) (Line 31 above)		
3401.		
3402.		
3403.		
3498. Summary of remaining write-ins for Line 34 from overflow page		
3499. TOTALS (Lines 3401 through 3403 plus 3498) (Line 34 above)		

SUMMARY OF OPERATIONS

	1 Current Year To Date	2 Prior Year To Date	3 Prior Year Ended December 31
1. Premiums and annuity considerations for life and accident and health contracts			
2. Considerations for supplementary contracts with life contingencies			
3. Net investment income	17,615	20,231	28,571
4. Amortization of Interest Maintenance Reserve (IMR)	16,037	18,160	24,214
5. Separate Accounts net gain from operations excluding unrealized gains or losses			
6. Commissions and expense allowances on reinsurance ceded			
7. Reserve adjustments on reinsurance ceded			
8. Miscellaneous Income:			
8.1 Income from fees associated with investment management, administration and contract guarantees from Separate Accounts			
8.2 Charges and fees for deposit-type contracts			
8.3 Aggregate write-ins for miscellaneous income	19,342,433	10,193,149	27,186,763
9. Totals (Lines 1 to 8.3)	19,376,085	10,231,540	27,239,548
10. Death benefits			
11. Matured endowments (excluding guaranteed annual pure endowments)			
12. Annuity benefits			
13. Disability benefits and benefits under accident and health contracts			
14. Coupons, guaranteed annual pure endowments and similar benefits			
15. Surrender benefits and withdrawals for life contracts			
16. Group conversions			
17. Interest and adjustments on contract or deposit-type contract funds			
18. Payments on supplementary contracts with life contingencies			
19. Increase in aggregate reserves for life and accident and health contracts			
20. TOTALS (Lines 10 to 19)			
21. Commissions on premiums, annuity considerations, and deposit type contract funds (direct business only)			
22. Commissions and expense allowances on reinsurance assumed			
23. General insurance expenses	5,965,260	5,239,375	8,114,683
24. Insurance taxes, licenses and fees, excluding federal income taxes	213,196	88,445	116,298
25. Increase in loading on deferred and uncollected premiums			
26. Net transfers to or (from) Separate Accounts, net of reinsurance			
27. Aggregate write-ins for deductions			
28. Totals (Lines 20 to 27)	6,178,456	5,327,820	8,230,982
29. Net gain from operations before dividends to policyholders and federal income taxes (Line 9 minus Line 28)	13,197,629	4,903,720	19,008,566
30. Dividends to policyholders			
31. Net gain from operations after dividends to policyholders and before federal income taxes (Line 29 minus Line 30)	13,197,629	4,903,720	19,008,566
32. Federal and foreign income taxes incurred (excluding tax on capital gains)	4,883,123	1,814,377	7,033,169
33. Net gain from operations after dividends to policyholders and federal income taxes and before realized capital gains or (losses) (Line 31 minus Line 32)	8,314,506	3,089,343	11,975,397
34. Net realized capital gains (losses) (excluding gains (losses) transferred to the IMR) less capital gains tax of \$.....0 (excluding taxes of \$.....0 transferred to the IMR)			
35. Net income (Line 33 plus Line 34)	8,314,506	3,089,343	11,975,397
CAPITAL AND SURPLUS ACCOUNT			
36. Capital and surplus, December 31, prior year	20,857,857		8,891,888
37. Net Income (Line 35)	8,314,506	3,089,343	11,975,397
38. Change in net unrealized capital gains (losses) less capital gains tax of \$.....0			
39. Change in net unrealized foreign exchange capital gain (loss)			
40. Change in net deferred income tax			
41. Change in nonadmitted assets			
42. Change in liability for reinsurance in unauthorized and certified companies			
43. Change in reserve on account of change in valuation basis, (increase) or decrease			
44. Change in asset valuation reserve	1,664	(9,428)	(9,428)
45. Change in treasury stock			
46. Surplus (contributed to) withdrawn from Separate Accounts during period			
47. Other changes in surplus in Separate Accounts Statement			
48. Change in surplus notes			
49. Cumulative effect of changes in accounting principles			
50. Capital changes:			
50.1 Paid in			
50.2 Transferred from surplus (Stock Dividend)			
50.3 Transferred to surplus			
51. Surplus adjustment:			
51.1 Paid in			
51.2 Transferred to capital (Stock Dividend)			
51.3 Transferred from capital			
51.4 Change in surplus as a result of reinsurance			
52. Dividends to stockholders			
53. Aggregate write-ins for gains and losses in surplus			
54. Net change in capital and surplus (Lines 37 through 53)	8,316,170	3,079,915	11,965,969
55. Capital and surplus as of statement date (Lines 36 + 54)	29,174,027	3,079,915	20,857,857
DETAILS OF WRITE-INS			
08.301. Fee for Service	19,342,433	10,193,149	27,186,763
08.302.			
08.303.			
08.398. Summary of remaining write-ins for Line 8.3 from overflow page			
08.399. TOTALS (Lines 08.301 through 08.303 plus 08.398) (Line 8.3 above)	19,342,433	10,193,149	27,186,763
2701.			
2702.			
2703.			
2798. Summary of remaining write-ins for Line 27 from overflow page			
2799. TOTALS (Lines 2701 through 2703 plus 2798) (Line 27 above)			
5301.			
5302.			
5303.			
5398. Summary of remaining write-ins for Line 53 from overflow page			
5399. TOTALS (Lines 5301 through 5303 plus 5398) (Line 53 above)			

CASH FLOW

	1 Current Year To Date	2 Prior Year To Date	3 Prior Year Ended December 31
Cash from Operations			
1. Premiums collected net of reinsurance			
2. Net investment income	26,822	30,082	36,402
3. Miscellaneous income	19,342,433	10,193,149	27,186,762
4. TOTAL (Lines 1 to 3)	19,369,255	10,223,231	27,223,164
5. Benefit and loss related payments			
6. Net transfers to Separate Accounts, Segregated Accounts and Protected Cell Accounts			
7. Commissions, expenses paid and aggregate write-ins for deductions	6,205,200	4,756,163	7,606,142
8. Dividends paid to policyholders			
9. Federal and foreign income taxes paid (recovered) net of \$.....0 tax on capital gains (losses)	7,033,169	163,540	163,540
10. TOTAL (Lines 5 through 9)	13,238,369	4,919,703	7,769,682
11. Net cash from operations (Line 4 minus Line 10)	6,130,886	5,303,528	19,453,482
Cash from Investments			
12. Proceeds from investments sold, matured or repaid:			
12.1 Bonds		264,512	264,512
12.2 Stocks	251,012	762	776
12.3 Mortgage loans			
12.4 Real estate			
12.5 Other invested assets			
12.6 Net gains or (losses) on cash, cash equivalents and short-term investments			
12.7 Miscellaneous proceeds			
12.8 TOTAL investment proceeds (Lines 12.1 to 12.7)	251,012	265,274	265,288
13. Cost of investments acquired (long-term only):			
13.1 Bonds			
13.2 Stocks	78	86	116
13.3 Mortgage loans			
13.4 Real estate			
13.5 Other invested assets			
13.6 Miscellaneous applications			
13.7 TOTAL investments acquired (Lines 13.1 to 13.6)	78	86	116
14. Net increase (or decrease) in contract loans and premium notes			
15. Net cash from investments (Line 12.8 minus Line 13.7 and Line 14)	250,934	265,188	265,171
Cash from Financing and Miscellaneous Sources			
16. Cash provided (applied):			
16.1 Surplus notes, capital notes			
16.2 Capital and paid in surplus, less treasury stock			
16.3 Borrowed funds			
16.4 Net deposits on deposit-type contracts and other insurance liabilities			
16.5 Dividends to stockholders			
16.6 Other cash provided (applied)	(8,214,962)	(5,602,079)	(9,866,643)
17. Net cash from financing and miscellaneous sources (Line 16.1 through 16.4 minus Line 16.5 plus Line 16.6)	(8,214,962)	(5,602,079)	(9,866,643)
RECONCILIATION OF CASH, CASH EQUIVALENTS AND SHORT-TERM INVESTMENTS			
18. Net change in cash, cash equivalents and short-term investments (Line 11, plus Lines 15 and 17)	(1,833,142)	(33,363)	9,852,010
19. Cash, cash equivalents and short-term investments:			
19.1 Beginning of year	14,963,961	5,111,951	5,111,951
19.2 End of period (Line 18 plus Line 19.1)	13,130,819	5,078,585	14,963,961

Note: Supplemental Disclosures of Cash Flow Information for Non-Cash Transactions:

20.0001				
---------	--	--	--	--

EXHIBIT 1**DIRECT PREMIUMS AND DEPOSIT - TYPE CONTRACTS**

	1 Current Year To Date	2 Prior Year To Date	3 Prior Year Ended December 31
1. Industrial life			
2. Ordinary life insurance	632,799	654,319	886,710
3. Ordinary individual annuities	30,163	90,441	94,744
4. Credit life (group and individual)			
5. Group life insurance			
6. Group annuities			
7. A & H - group			
8. A & H - credit (group and individual)			
9. A & H - other	1,114	1,071	1,402
10. Aggregate of all other lines of business			
11. Subtotal	664,076	745,831	982,856
12. Deposit-type contracts			
13. Total	664,076	745,831	982,856
DETAILS OF WRITE-INS			
1001.			
1002.			
1003.			
1098. Summary of remaining write-ins for Line 10 from overflow page			
1099. Totals (Lines 1001 through 1003 plus 1098) (Line 10 above)			

Notes to Financial Statement

1. Summary of Significant Accounting Policies

A. Accounting Practices

The financial statements of Catamaran Insurance of Ohio (the Company) are presented on the basis of accounting practices prescribed or permitted by the Ohio Department of Insurance (the Department). The Department recognizes only statutory accounting practices prescribed or permitted by the State of Ohio for determining and reporting the financial condition and results of operations of an insurance company, for determining its solvency under Ohio Insurance Law. The National Association of Insurance Commissioners' (NAIC) *Accounting Practices and Procedures* manual (NAIC SAP) has been adopted as a component of prescribed or permitted practices by the State of Ohio.

A reconciliation of the Company's net income and capital and surplus between NAIC SAP and practices prescribed and permitted by the State of the Company is shown below:

	State of Domicile	2015	2014
NET INCOME			
The Company state basis (Page 4, Line 35, Columns 1 & 2)	OH	\$ 8,314,506	\$ 11,975,397
State prescribed practices that increase/(decrease) NAIC SAP		-	-
State permitted practices that increase/(decrease) NAIC SAP		-	-
NAIC SAP	OH	<u>\$ 8,314,506</u>	<u>\$ 11,975,397</u>
SURPLUS			
The Company state basis (Page 3, Line 38, Columns 1 & 2)	OH	\$ 29,174,027	\$ 20,857,857
State prescribed practices that increase/(decrease) NAIC SAP		-	-
State permitted practices that increase/(decrease) NAIC SAP		-	-
NAIC SAP	OH	<u>\$ 29,174,027</u>	<u>\$ 20,857,857</u>

B. Use of Estimates

The preparation of financial statements in conformity with statutory accounting principles requires management to make estimates and assumptions that affect the reported amounts of assets and liabilities. It also requires disclosure of contingent assets and liabilities at the date of the financial statements and the reported amounts of revenue and expenses during the period. Actual results could differ from those estimates.

C. Accounting Policy

The Company uses the following accounting policies:

- 1) Short-term investments are stated at cost which approximates fair value.
- 2) Bonds are valued as prescribed by the NAIC. Bonds not backed by other loans are generally carried at cost, adjusted for the amortization of premiums, accretion of discounts, and any impairment. Premiums and discounts are amortized and accreted over the estimated lives of the related bonds based on the interest-yield method. The Company's bond portfolio is reviewed quarterly and as a result the carrying value of a bond may be reduced to reflect changes in valuation resulting from asset impairment. Bonds which have been assigned the NAIC category 6 are written down to the appropriate NAIC carrying value.
- 3) Common stocks are reported at fair value.
- 4) The Company has no preferred stocks.
- 5) The Company has no mortgage loans.
- 6) The Company has no loan-backed securities.
- 7) The Company has no investments in subsidiaries, controlled and affiliated entities.
- 8) The Company has no investments in joint ventures, partnerships, or limited entities.
- 9) The Company has no derivatives.
- 10) The Company does not have anticipated investment income as a factor in the premium deficiency calculation.
- 11) Unpaid losses and loss adjustment expenses include an amount determined from individual case estimates and loss reports and an amount, based on past experience, for losses incurred but not reported. Such liabilities are necessarily based on assumptions and estimates and while management believes the amount is adequate, the ultimate liability may be in excess of or less than the amount provided. The methods for making such estimates and for establishing the resulting liability are continually reviewed and any adjustments are reflected in the period determined.
- 12) The Company has not modified its capitalization policy from the prior period.
- 13) The Company does not have pharmaceutical rebate receivables.

Notes to Financial Statement

2. Accounting Changes and Corrections of Errors

A. Accounting Changes as a Result of a Change in Accounting Principles and/or Corrections of Errors

Not Applicable.

3. Business Combinations and Goodwill

A. Statutory Purchase Method

Not Applicable.

B. Statutory Merger

Not Applicable.

C. Assumption Reinsurance

Not Applicable.

D. Impairment Loss

Not Applicable.

4. Discontinued Operations

Not Applicable.

5. Investments

A. Mortgage Loans, Including Mezzanine Real Estate Loans

The Company has no investment in mortgage loans.

B. Debt Restructuring

The Company has no invested assets that are restructured debt.

C. Reverse Mortgages

The Company has no investment in reverse mortgages.

D. Loan-Backed Securities

The Company has no investments in loan-backed securities.

E. Repurchase Agreements and/or Securities Lending Transactions

The Company has no investment in repurchase agreements or securities lending transactions.

F. Real Estate

The Company has no investment in real estate.

G. Investments in Low-Income Housing Tax Credits (LIHTC)

The Company has no investment in low-income housing tax credits.

H. Restricted Assets

1) Restricted Assets (Including Pledged)

Restricted Asset Category	Gross Restricted							8 Total Current Year Admitted Restricted	Percentage	
	Current Year					6 Total From Prior Year	7 Increase/(Decrease) (Col. 5 minus Col. 6)		9 Gross Restricted to Total Assets	10 Admitted Restricted to Total Assets
	1 Total General Account (G/A)	2 G/A Supporting Protected Cell Account Activity (a)	3 Total Protected Cell Account Restricted Assets	4 Protected Cell Account Assets Supporting G/A Activity (b)	5 Total (Col. 1 plus Col. 3)					
a. Subject to contractual obligation for which liability is not shown	-	-	-	-	-	-	-	0.000%	0.000%	
b. Collateral held under security lending agreements	-	-	-	-	-	-	-	0.000%	0.000%	
c. Subject to repurchase agreements	-	-	-	-	-	-	-	0.000%	0.000%	
d. Subject to reverse repurchase agreements	-	-	-	-	-	-	-	0.000%	0.000%	
e. Subject to dollar repurchase agreements	-	-	-	-	-	-	-	0.000%	0.000%	
f. Subject to dollar reverse repurchase agreements	-	-	-	-	-	-	-	0.000%	0.000%	
g. Placed under option contracts	-	-	-	-	-	-	-	0.000%	0.000%	
h. Letter stock or securities restricted as to sale	-	-	-	-	-	-	-	0.000%	0.000%	
i. FHLB capital stock	-	-	-	-	-	-	-	0.000%	0.000%	
j. On deposit with states	4,773,002	-	-	-	4,773,002	4,777,932	(4,930)	4,773,002	13.265%	13.265%
k. On deposit with other regulatory bodies	-	-	-	-	-	-	-	-	0.000%	0.000%
l. Pledged as collateral not captured in other categories	-	-	-	-	-	-	-	-	0.000%	0.000%
m. Other restricted assets	-	-	-	-	-	-	-	-	0.000%	0.000%
n. Total Restricted Assets	4,773,002	-	-	-	4,773,002	4,777,932	(4,930)	4,773,002	13.265%	13.265%

(a) Subset of column 1

(b) Subset of column 3

Notes to Financial Statement

2) Detail of Asset Pledged as Collateral Not Captured in other Categories

Not Applicable.

3) Detail of Other Restricted Assets

Not Applicable.

I. Working Capital Finance Investments

Not Applicable.

J. Offsetting and Netting of Assets and Liabilities

Not Applicable.

K. Structured Notes

Not Applicable

6. Joint Ventures, Partnerships and Limited Liability Companies

A. Detail for Those Greater than 10% of Admitted Assets

Not Applicable.

B. Write-down for Impairments

Not Applicable.

7. Investment Income

A. Accrued Investment Income

The Company excludes from surplus all investment income due and accrued on bonds in or near default or that is over 90 days past due.

B. Amounts Excluded

Not Applicable.

8. Derivative Instruments

Not Applicable.

9. Income Taxes

The U.S. federal income tax rate applicable to ordinary income is 35% for 2015. The Company's federal income tax return will be consolidated with its parent company. Taxes are allocated in accordance with the Company's tax sharing agreement and the Internal Revenue Code Section 1552(a)(1), which apportions the tax liability among the members of the group in accordance with the ratio of the consolidated taxable income attributable to each member of the group having taxable income bears to the consolidated taxable income. Accordingly, the Company's 2014 and 2015 taxes have been calculated using the groups blended statutory rate of 37%. Allocation of income taxes between members of the consolidated group was accounted for in a manner consistent with the principles of ASC 740, "Income Taxes", as modified by SSAP No. 101.

10. Information Concerning Parent, Subsidiaries and Affiliates

A. B. C. Nature of Relationships

The Company is 100% owned by Catamaran PBM of Maryland ("Catamaran"). Catamaran PBM of Maryland's ultimate parent is UnitedHealth Group, a publicly held corporation trading on the New York stock exchange. The Company currently has a shared services agreement in place with affiliated Catamaran entities. This agreement sets forth the process by which entities commonly owned by Catamaran Corporation cooperate in the performance of certain administrative services.

D. Amounts Due to or from Related Parties

From time to time, the Company's parent or affiliates perform certain functions or incurs certain expenses on behalf of the Company. The Company reimburses or is reimbursed in those instances. At September 30, 2015, \$1,127,774 was due to the Company's parent and \$0 was due from the Company's parent. At December 31, 2014, \$23,614,915 was due to the Company's parent and \$0 was due from the Company's parent.

E. Guarantees or Contingencies

Not Applicable.

F. Management, Service Contracts, Cost Sharing Arrangements

The Company currently does not have any management service agreements with any affiliated parties.

G. Nature of Relationships that Could Affect Operations

Not Applicable.

Notes to Financial Statement

- H. Amount Deducted for Investment in Upstream Parent
Not Applicable.
 - I. Detail of Investments in Affiliates Greater than 10% of Admitted Assets
Not Applicable.
 - J. Write-down for Impairments
Not Applicable.
 - K. Investment in Foreign Subsidiary
Not Applicable.
 - L. Downstream Noninsurance Holding Company
Not Applicable.
11. Debt
- A. The Company has no debt.
 - B. The Company has no FHLB agreements.
12. Retirement Plans, Deferred Compensation, Post-Employment Benefits and Compensated Absences and Other Postretirement Benefit Plans
- A. Defined Benefit Plan
Not Applicable.
 - B. Defined Contribution Plans
Not Applicable.
 - C. Multiemployer Plans
Not Applicable.
 - D. Consolidated/Holding Company Plans
Not Applicable.
 - E. Postemployment Benefits and Compensated Absences
Not Applicable.
 - F. Impact of Medicare Modernization Act on Postretirement Benefits
Not Applicable.
13. Capital and Surplus, Shareholders' Dividend Restrictions and Quasi-Reorganizations
- A. Outstanding Shares
The Company has 4,000,000 shares authorized, 1,363,637 issued (\$2 per share par value). All shares are common stock.
 - B. Dividend Rate of Preferred Stock
The Company has no preferred stock.
 - C. D. E. Dividends
Without prior approval by the Insurance Commissioner of the State of Ohio, the aggregate amounts of dividends to shareholders during any 12-month period shall not exceed the greater of the prior year's net income or 10% of surplus.
 - F. Restrictions on Unassigned Surplus
Not Applicable
 - G. Mutual Surplus Advances
There have been no advances to surplus.
 - H. Company Stock Held for Special Purposes
Not Applicable.
 - I. Changes in Special Surplus Funds
Not Applicable.

Notes to Financial Statement

J. Changes in Unassigned Funds

The portion of unassigned funds (surplus) represented or reduced by unrealized gains (losses) is \$0 at September 30, 2015.

K. Surplus Note

The Company has not issued any surplus notes or debentures or similar obligations.

L. M. There has been no restatement of surplus due to quasi-reorganizations.

14. Liabilities, Contingencies and Assessments

A. Contingent Commitments

Not Applicable.

B. Assessments

Not Applicable.

C. Gain Contingencies

Not Applicable.

D. Claims Related Extra Contractual Obligation and Bad Faith Losses Stemming From Lawsuits

Not Applicable.

E. Joint and Several Liabilities

Not Applicable.

F. All Other Contingencies

Not Applicable.

15. Leases

A. Lessee Leasing Arrangements

Not Applicable.

B. Lessor Leasing Arrangements

Not Applicable.

C. Leveraged Leasing Arrangements

Not Applicable.

16. Information about Financial Instruments with Off-Balance Sheet Risk and Financial Instruments with Concentrations of Credit Risk

A. Financial Instruments with Off-Balance Sheet Risk

Not Applicable.

B. Financial Instruments with Concentrations of Credit Risk

Not Applicable.

17. Sale, Transfer and Servicing of Financial Assets and Extinguishments of Liabilities

A. Transfers of Receivables Reported as Sales

Not Applicable.

B. Transfer and Servicing of Financial Assets

Not Applicable.

C. Wash Sales

Not Applicable.

18. Gain or Loss to the Reporting Entity from Uninsured A&H Plans and the Uninsured Portion of Partially Insured Plans

A. Administrative Services Only (ASO) Plans

Not Applicable.

Notes to Financial Statement

B. Administrative Services Contract (ASC) Plans

Not Applicable.

C. Medicare or Other Similarly Structured Cost Based Reimbursement Contract

Not Applicable.

19. Direct Premium Written/Produced by Managing General Agents/Third Party Administrators

Not Applicable.

20. Fair Value Measurements

SSAP 100, Fair Value Measurements, establishes a framework for measuring fair value. That framework provides a fair value hierarchy that prioritizes the inputs to valuation techniques used to measure fair value. The three levels of the fair value hierarchy are described as follows:

- Level 1 – Inputs to the valuation methodology are unadjusted quoted prices for identical assets or liabilities in active markets that the Company has the ability to access.
- Level 2 – Inputs to the valuation methodology include quoted prices for similar assets or liabilities in active markets; quoted prices for identical or similar assets or liabilities in inactive markets; inputs other than quoted prices that are observable; or inputs that are derived principally from or corroborated by observable market data by correlation or other means.
- Level 3 – Inputs to the valuation methodology are unobservable and significant to the fair value measurement.

The fair value measurement level within the fair value hierarchy is based on the lowest level of any input that is significant to the fair value measurement. The Company believes its valuation methods are appropriate and consistent with other market participants. The use of different methodologies or assumptions to determine the fair value of certain financial instruments could result in a different fair value measurement at the reporting date.

A. Inputs Used for Assets Measured at Fair Value

1. Fair Value Measurements at Reporting Date

Type of Financial Instrument	(Level 1)	(Level 2)	(Level 3)
Money Market Mutual Funds	50,766	-	-
Grand Total	\$ 50,766	\$ -	\$ -

2. Fair Value Measurements in Level 3 of the Fair Value Hierarchy – N/A

3. Reasons for any transfers between levels – N/A

4. Valuation Techniques for Fair Value Measurement Categorized Within Level 2 and Level 3 – N/A

5. Derivative assets and liabilities – N/A

B. Other Fair Value Disclosures – N/A

C. Fair Value for all Financial Instruments

Type of Financial Instrument	Aggregate Fair Value	Admitted Assets	(Level 1)	(Level 2)	(Level 3)	Not Practicable (Carrying Value)
Bonds	\$ 3,272,244	\$ 3,254,939	\$ 3,272,244	\$ -	\$ -	\$ -
Money Market Mutual Funds	50,766	50,766	50,766	-	-	-
Grand Total	\$ 3,323,010	\$ 3,305,705	\$ 3,323,010	\$ -	\$ -	\$ -

D. Reasons Not Practical to Estimate Fair Value –N/A

21. Other Items

A. Extraordinary Items

Not Applicable.

B. Troubled Debt Restructuring

Not Applicable.

Notes to Financial Statement

C. Other Disclosures

On March 29, 2015, the Company's ultimate parent, Catamaran Corporation, entered into an Arrangement Agreement with UnitedHealth Group Incorporated. The Arrangement Agreement provides, among other things, that, in accordance with a Plan of Arrangement and the transactions contemplated thereby, UnitedHealth Group Incorporated will acquire, directly or indirectly, all of the issued and outstanding common shares of Catamaran Corporation, resulting in Catamaran Corporation becoming an indirect, wholly owned subsidiary of UnitedHealth Group Incorporated. The completion of the transaction occurred on July 23, 2015.

D. Business Interruption Insurance Recoveries

Not Applicable.

E. State Transferable and Non-transferable Tax Credits

Not Applicable.

F. Subprime-Mortgage-Related Risk Exposure

The Company does not have any exposure to subprime-mortgages.

G. Retained Assets

Not Applicable.

22. Events Subsequent

Subsequent events have been considered through November 13, 2015, for the statutory statement issued on November 13, 2015.

23. Reinsurance

A. Ceded Reinsurance Report

Section 1 – General Interrogatories

1. Are any of the reinsurers, listed in Schedule S as non-affiliated, owned in excess of 10% or controlled, either directly or indirectly, by the Company or by any representative, officer, trustee, or director of the Company? Yes () No (X)
2. Have any policies issued by the Company been reinsured with a company chartered in a country other than the United States (excluding U.S. Branches of such companies) which is owned in excess of 10% or controlled directly or indirectly by an insured, a beneficiary, a creditor or an insured or any other person not primarily engaged in the insurance business? Yes () No (X)

Section 2 – Ceded Reinsurance Report – Part A

- 1) Does the Company have any reinsurance agreements in effect under which the reinsurer may unilaterally cancel any reinsurance for reasons other than for nonpayment of premium or other similar credits? Yes () No (X)
- 2) Does the Company have any reinsurance agreements in effect such that the amount of losses paid or accrued through the statement date may result in a payment to the reinsurer of amounts which, in aggregate and allowing for offset of mutual credits from other reinsurance agreements with the same reinsurer, exceed the total direct premium collected under the reinsured policies? Yes () No (X)

Section 3 – Ceded Reinsurance Report – Part B

- 1) What is the estimated amount of the aggregate reduction in surplus, for agreements, not reflected in Section 2 above, of termination of all reinsurance agreements, by either party, as of the date of this statement? Where necessary, the Company may consider the current or anticipated experience of the business reinsured in making this estimate. \$0
2. Have any new agreements been executed or existing agreements amended, since January 1 of the year of this statement, to include policies or contracts which were in-force or which had existing reserves established by the Company as of the effective date of the agreement? Yes () No (X)

B. Uncollectible Reinsurance

None

C. Commutation of Ceded Reinsurance

None

D. Certified Rated Contracts and Contracts Subject to Revocation

None

24. Retrospectively Rated Contracts and Contracts Subject to Redetermination

Not Applicable.

25. Changes in Incurred Losses and Loss Adjustment Expenses

Not Applicable.

Notes to Financial Statement

26. Intercompany Pooling Arrangements

Not Applicable.

27. Structured Settlements

Not Applicable.

28. Health Care Receivables

A. Pharmaceutical Rebate Receivables

Not Applicable.

B. Risk Sharing Receivables

Not Applicable.

29. Participating Policies

Not Applicable.

30. Premium Deficiency Reserves

Not Applicable.

31. Reserves for Life Contracts and Deposit-Type Contracts

- A. The Company waives deduction of deferred fractional premiums upon death of insured and returns any portion of the final premium beyond the date of death. The Company has certain surrender values in excess of the legally computed reserves. There has been no significant change in the reserve since December 31, 2014.
- B. The method used in the valuation of substandard policies is based on the normal tabular reserves plus one half of the annual substandard extra premium.
- C. There are no amounts of insurance for which the gross premiums are less than the net premiums according to the standard of valuation set by the Ohio Department of Insurance.
- D. Tabular cost has been determined from the basic data for the calculation of policy reserves. Tabular less actual reserves released has been determined from the basic data for the calculation of reserves and reserves released. Tabular interest has been determined from the basic data for the calculation of policy reserves.
- E. Tabular interest on funds not involving life contingencies is calculated as the product of the valuation rate of interest times the mean of the amount of funds subject to such rate held at the beginning and end of the year of valuation.
- F. There were no other reserve changes.

32. Analysis of Annuity Actuarial Reserves and Deposit Liabilities by Withdrawal Characteristics

Not Applicable.

33. Premium and Annuity Considerations Deferred and Uncollected

Not Applicable.

34. Separate Accounts

Not Applicable.

35. Loss/Claim Adjustment Expenses

Not Applicable.

GENERAL INTERROGATORIES

PART 1 - COMMON INTERROGATORIES GENERAL

- 1.1 Did the reporting entity experience any material transactions requiring the filing of Disclosure of Material Transactions with the State of Domicile, as required by the Model Act? Yes[X] No[]
- 1.2 If yes, has the report been filed with the domiciliary state? Yes[X] No[] N/A[]

- 2.1 Has any change been made during the year of this statement in the charter, by-laws, articles of incorporation, or deed of settlement of the reporting entity? Yes[] No[X]
- 2.2 If yes, date of change:

- 3.1 Is the reporting entity a member of an Insurance Holding Company System consisting of two or more affiliated persons, one or more of which is an insurer? Yes[X] No[]
If yes, complete Schedule Y, Parts 1 and 1A.
- 3.2 Have there been any substantial changes in the organizational chart since the prior quarter end? Yes[X] No[]
- 3.3 If the response to 3.2 is yes, provide a brief description of those changes:
Purchase of Catamaran Corporation and Subsidiaries by UnitedHealth Group Incorporated

- 4.1 Has the reporting entity been a party to a merger or consolidation during the period covered by this statement? Yes[] No[X]
- 4.2 If yes, provide the name of entity, NAIC Company Code, and state of domicile (use two letter state abbreviation) for any entity that has ceased to exist as a result of the merger or consolidation.

1 Name of Entity	2 NAIC Company Code	3 State of Domicile
.....

- 5. If the reporting entity is subject to a management agreement, including third-party administrator(s), managing general agent(s), attorney-in-fact, or similar agreement, have there been any significant changes regarding the terms of the agreement or principals involved? Yes[] No[] N/A[X]
If yes, attach an explanation.

- 6.1 State as of what date the latest financial examination of the reporting entity was made or is being made.12/31/2011.....
- 6.2 State the as of date that the latest financial examination report became available from either the state of domicile or the reporting entity. This date should be the date of the examined balance sheet and not the date the report was completed or released.05/23/2013.....
- 6.3 State as of what date the latest financial examination report became available to other states or the public from either the state of domicile or the reporting entity. This is the release date or completion date of the examination report and not the date of the examination (balance sheet date).05/23/2013.....
- 6.4 By what department or departments?
Ohio Department of Insurance
- 6.5 Have all financial statement adjustments within the latest financial examination report been accounted for in a subsequent financial statement filed with Departments? Yes[] No[] N/A[X]
- 6.6 Have all of the recommendations within the latest financial examination report been complied with? Yes[X] No[] N/A[]

- 7.1 Has this reporting entity had any Certificates of Authority, licenses or registrations (including corporate registration, if applicable) suspended or revoked by any governmental entity during the reporting period? Yes[] No[X]
- 7.2 If yes, give full information

- 8.1 Is the company a subsidiary of a bank holding company regulated by the Federal Reserve Board? Yes[] No[X]
- 8.2 If response to 8.1 is yes, please identify the name of the bank holding company.
- 8.3 Is the company affiliated with one or more banks, thrifts or securities firms? Yes[] No[X]
- 8.4 If response to 8.3 is yes, please provide below the names and location (city and state of the main office) of any affiliates regulated by a federal regulatory services agency [i.e. the Federal Reserve Board (FRB), the Office of the Comptroller of the Currency (OCC), the Federal Deposit Insurance Corporation (FDIC) and the Securities Exchange Commission (SEC)] and identify the affiliate's primary federal regulator.]

1 Affiliate Name	2 Location (City, State)	3 FRB	4 OCC	5 FDIC	6 SEC
.....	Yes[] No[X]	Yes[] No[X]	Yes[] No[X]	Yes[] No[X]

- 9.1 Are the senior officers (principal executive officer, principal financial officer, principal accounting officer or controller, or persons performing similar functions) of the reporting entity subject to a code of ethics, which includes the following standards? Yes[X] No[]
 - (a) Honest and ethical conduct, including the ethical handling of actual or apparent conflicts of interest between personal and professional relationships;
 - (b) Full, fair, accurate, timely and understandable disclosure in the periodic reports required to be filed by the reporting entity;
 - (c) Compliance with applicable governmental laws, rules and regulations;
 - (d) The prompt internal reporting of violations to an appropriate person or persons identified in the code; and
 - (e) Accountability for adherence to the code.
- 9.11 If the response to 9.1 is No, please explain:
- 9.2 Has the code of ethics for senior managers been amended? Yes[] No[X]
- 9.21 If the response to 9.2 is Yes, provide information related to amendment(s).
- 9.3 Have any provisions of the code of ethics been waived for any of the specified officers? Yes[] No[X]
- 9.31 If the response to 9.3 is Yes, provide the nature of any waiver(s).

FINANCIAL

- 10.1 Does the reporting entity report any amounts due from parent, subsidiaries or affiliates on Page 2 of this statement? Yes[] No[X]
- 10.2 If yes, indicate any amounts receivable from parent included in the Page 2 amount: \$..... 0

INVESTMENT

- 11.1 Were any of the stocks, bonds, or other assets of the reporting entity loaned, placed under option agreement, or otherwise made available for use by another person? (Exclude securities under securities lending agreements.) Yes[] No[X]
- 11.2 If yes, give full and complete information relating thereto:

- 12. Amount of real estate and mortgages held in other invested assets in Schedule BA: \$..... 0
- 13. Amount of real estate and mortgages held in short-term investments: \$..... 0

GENERAL INTERROGATORIES (Continued)

INVESTMENT

14.1 Does the reporting entity have any investments in parent, subsidiaries and affiliates?
 14.2 If yes, please complete the following:

Yes No

	1 Prior Year-End Book/Adjusted Carrying Value	2 Current Quarter Book/Adjusted Carrying Value
14.21 Bonds		
14.22 Preferred Stock		
14.23 Common Stock		
14.24 Short-Term Investments		
14.25 Mortgages Loans on Real Estate		
14.26 All Other		
14.27 Total Investment in Parent, Subsidiaries and Affiliates (Subtotal Lines 14.21 to 14.26)		
14.28 Total Investment in Parent included in Lines 14.21 to 14.26 above		

15.1 Has the reporting entity entered into any hedging transactions reported on Schedule DB?
 15.2 If yes, has a comprehensive description of the hedging program been made available to the domiciliary state?
 If no, attach a description with this statement.

Yes No
 Yes No N/A

16. For the reporting entity's security lending program, state the amount of the following as of the current statement date:
 16.1 Total fair value of reinvested collateral assets reported on Schedule DL, Parts 1 and 2
 16.2 Total book adjusted/carrying value of reinvested collateral assets reported on Schedule DL, Parts 1 and 2
 16.3 Total payable for securities lending reported on the liability page

\$ 0
 \$ 0
 \$ 0

17. Excluding items in Schedule E - Part 3 - Special Deposits, real estate, mortgage loans and investments held physically in the reporting entity's offices, vaults or safety deposit boxes, were all stocks, bonds and other securities, owned throughout the current year held pursuant to a custodial agreement with a qualified bank or trust company in accordance with Section 1, III - General Examination Considerations, F. Outsourcing of Critical Functions, Custodial or Safekeeping Agreements of the NAIC Financial Condition Examiners Handbook?
 17.1 For all agreements that comply with the requirements of the NAIC Financial Condition Examiners Handbook, complete the following:

Yes No

1 Name of Custodian(s)	2 Custodian Address
CitiGroup	333 W. 34th Street, NY, NY 10001
UBS	One North Wacker Drive, Chicago, IL 60606
Century Trust	P.O. Box 1507, Santa Fe, NM 87504
Wells Fargo	1021 E. Cary Street, Richmond, VA 23219
Regions Bank	400 West Capitol, Little Rock, AR 72201
Suntrust Bank	303 Peachtree Street, Atlanta, GA 30308
TD Wealth	1701 Route 70 East Cherry Hill, NJ, 08034
US Bank	225 Water St., Suite 700, Jacksonville, FL 32202

17.2 For all agreements that do not comply with the requirements of the NAIC Financial Condition Examiners Handbook, provide the name, location and a complete explanation:

1 Name(s)	2 Location(s)	3 Complete Explanation(s)
.....

17.3 Have there been any changes, including name changes, in the custodian(s) identified in 17.1 during the current quarter?
 17.4 If yes, give full and complete information relating thereto:

Yes No

1 Old Custodian	2 New Custodian	3 Date of Change	4 Reason
.....

17.5 Identify all investment advisors, brokers/dealers or individuals acting on behalf of broker/dealers that have access to the investment accounts, handle securities and have authority to make investments on behalf of the reporting entity:

1 Central Registration Depository	2 Name(s)	3 Address
.....

18.1 Have all the filing requirements of the Purposes and Procedures Manual of the NAIC Securities Valuation Office been followed?
 18.2 If no, list exceptions:

Yes No

GENERAL INTERROGATORIES**PART 2 - LIFE & HEALTH**

	Amount
1. Report the statement value of mortgage loans at the end of this reporting period for the following categories:	
1.1 Long-Term Mortgages in Good Standing	
1.11 Farm Mortgages	\$ 0
1.12 Residential Mortgages	\$ 0
1.13 Commercial Mortgages	\$ 0
1.14 Total Mortgages in Good Standing	\$ 0
1.2 Long-Term Mortgages in Good Standing with Restructured Terms	
1.21 Total Mortgages in Good Standing with Restructured Terms	\$ 0
1.3 Long-Term Mortgage Loans upon which Interest is Overdue more than Three Months	
1.31 Farm Mortgages	\$ 0
1.32 Residential Mortgages	\$ 0
1.33 Commercial Mortgages	\$ 0
1.34 Total Mortgages with Interest Overdue more than Three Months	\$ 0
1.4 Long-Term Mortgage Loans in Process of Foreclosure	
1.41 Farm Mortgages	\$ 0
1.42 Residential Mortgages	\$ 0
1.43 Commercial Mortgages	\$ 0
1.44 Total Mortgages in Process of Foreclosure	\$ 0
1.5 Total Mortgage Loans (Lines 1.14 + 1.21 + 1.34 + 1.44) (Page 2, Column 3, Lines 3.1 + 3.2)	\$ 0
1.6 Long-Term Mortgages Foreclosed, Properties Transferred to Real Estate in Current Quarter	
1.61 Farm Mortgages	\$ 0
1.62 Residential Mortgages	\$ 0
1.63 Commercial Mortgages	\$ 0
1.64 Total Mortgages Foreclosed and Transferred to Real Estate	\$ 0
2. Operating Percentages:	
2.1 A&H loss percent 0.000%
2.2 A&H cost containment percent 0.000%
2.3 A&H expense percent excluding cost containment expenses 0.000%
3.1 Do you act as a custodian for health savings accounts?	Yes[] No[X]
3.2 If yes, please provide the amount of custodial funds held as of the reporting date.	\$ 0
3.3 Do you act as an administrator for health savings accounts?	Yes[] No[X]
3.4 If yes, please provide the balance of the funds administered as of the reporting date.	\$ 0

SCHEDULE S - CEDED REINSURANCE
Showing All New Reinsurance Treaties - Current Year to Date

1 NAIC Company Code	2 ID Number	3 Effective Date	4 Name of Reinsurer	5 Domiciliary Jurisdiction	6 Type of Reinsurance Ceded	7 Type of Reinsurer	8 Certified Reinsurer Rating (1 through 6)	9 Effective Date of Certified Reinsurer Rating
			NONE					

SCHEDULE T - PREMIUMS AND ANNUITY CONSIDERATIONS**Current Year To Date - Allocated by States and Territories**

	1	Direct Business Only					
		Life Contracts		4 Accident and Health Insurance Premiums, Including Policy, Membership and Other Fees	5 Other Considerations	6 Total Columns 2 Through 5	7 Deposit-Type Contracts
		2 Life Insurance Premiums	3 Annuity Considerations				
States, Etc.	Active Status						
1. Alabama (AL)	L	4,194				4,194	
2. Alaska (AK)	L						
3. Arizona (AZ)	L	25,875				25,875	
4. Arkansas (AR)	L	1,426				1,426	
5. California (CA)	L	99,394	845			100,239	
6. Colorado (CO)	L	4,404				4,404	
7. Connecticut (CT)	L	6,717				6,717	
8. Delaware (DE)	L	450				450	
9. District of Columbia (DC)	L						
10. Florida (FL)	L	36,315	585			36,900	
11. Georgia (GA)	L	9,801				9,801	
12. Hawaii (HI)	L	4,335				4,335	
13. Idaho (ID)	L	1,141				1,141	
14. Illinois (IL)	L	8,223				8,223	
15. Indiana (IN)	L	11,510				11,510	
16. Iowa (IA)	L	3,462				3,462	
17. Kansas (KS)	L	2,475				2,475	
18. Kentucky (KY)	L	36,439			554	36,993	
19. Louisiana (LA)	L	11,251				11,251	
20. Maine (ME)	N						
21. Maryland (MD)	L	1,187				1,187	
22. Massachusetts (MA)	L	390				390	
23. Michigan (MI)	L	16,886				16,886	
24. Minnesota (MN)	L	1,355				1,355	
25. Mississippi (MS)	L	4,080				4,080	
26. Missouri (MO)	L	1,688	6,500			8,188	
27. Montana (MT)	L						
28. Nebraska (NE)	L	1,048				1,048	
29. Nevada (NV)	L	4,655				4,655	
30. New Hampshire (NH)	L	393				393	
31. New Jersey (NJ)	L	312				312	
32. New Mexico (NM)	L	1,571				1,571	
33. New York (NY)	N	355				355	
34. North Carolina (NC)	L	13,248				13,248	
35. North Dakota (ND)	L	500				500	
36. Ohio (OH)	L	241,299	16,768		560	258,627	
37. Oklahoma (OK)	L	909				909	
38. Oregon (OR)	L	341				341	
39. Pennsylvania (PA)	L	1,974				1,974	
40. Rhode Island (RI)	L						
41. South Carolina (SC)	L	6,625				6,625	
42. South Dakota (SD)	L	559				559	
43. Tennessee (TN)	L	6,965				6,965	
44. Texas (TX)	L	22,562				22,562	
45. Utah (UT)	L	1,420				1,420	
46. Vermont (VT)	L						
47. Virginia (VA)	L	21,822	5,465			27,287	
48. Washington (WA)	L	1,748				1,748	
49. West Virginia (WV)	L	3,324				3,324	
50. Wisconsin (WI)	L	3,954				3,954	
51. Wyoming (WY)	L						
52. American Samoa (AS)	N						
53. Guam (GU)	N						
54. Puerto Rico (PR)	N						
55. U.S. Virgin Islands (VI)	N						
56. Northern Mariana Islands (MP)	N						
57. Canada (CAN)	N						
58. Aggregate other alien (OT)	X X X						
59. Subtotal	(a). 49	628,582	30,163		1,114	659,859	
90. Reporting entity contributions for employee benefits plans	X X X						
91. Dividends or refunds applied to purchase paid-up additions and annuities	X X X						
92. Dividends or refunds applied to shorten endowment or premium paying period	X X X						
93. Premium or annuity considerations waived under disability or other contract provisions	X X X	4,217				4,217	
94. Aggregate other amounts not allocatable by State	X X X						
95. Totals (Direct Business)	X X X	632,799	30,163		1,114	664,076	
96. Plus Reinsurance Assumed	X X X	(632,799)	(30,163)		(1,114)	(664,076)	
97. Totals (All Business)	X X X						
98. Less Reinsurance Ceded	X X X						
99. Totals (All Business) less Reinsurance Ceded	X X X						
DETAILS OF WRITE-INS							
58001.	X X X						
58002.	X X X						
58003.	X X X						
58998. Summary of remaining write-ins for Line 58 from overflow page	X X X						
58999. TOTAL (Lines 58001 through 58003 plus 58998) (Line 58 above)	X X X						
9401.	X X X						
9402.	X X X						
9403.	X X X						
9498. Summary of remaining write-ins for Line 94 from overflow page	X X X						
9499. TOTAL (Lines 9401 through 9403 plus 9498) (Line 94 above)	X X X						

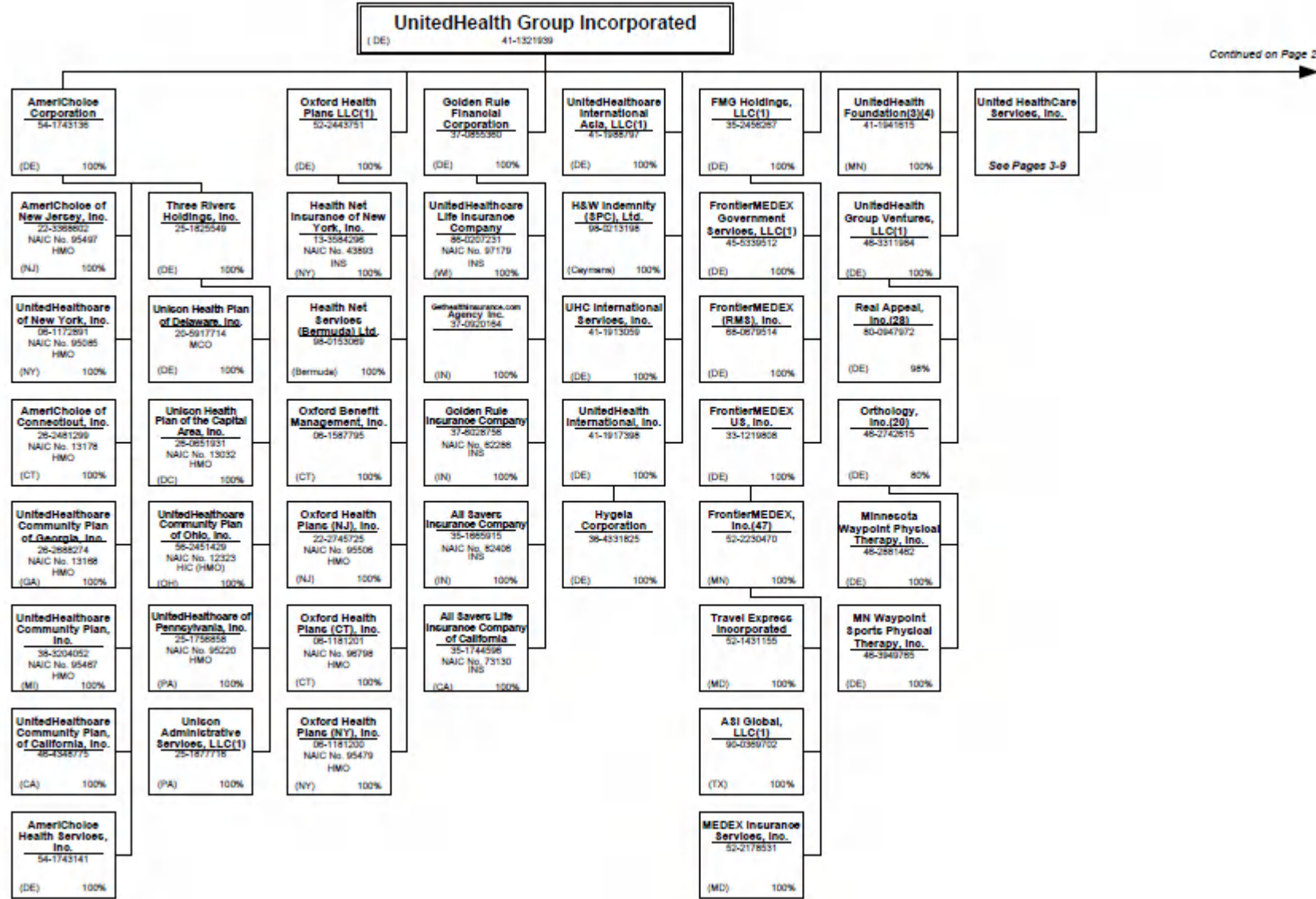
(L) Licensed or Chartered - Licensed Insurance Carrier or Domiciled RRG; (R) Registered - Non-domiciled RRGs; (Q) Qualified - Qualified or Accredited Reinsurer; (E) Eligible - Reporting Entities eligible or approved to write Surplus Lines in the state; (N) None of the above - Not allowed to write business in the state.

(a) Insert the number of L responses except for Canada and Other Alien.

SCHEDULE Y - INFORMATION CONCERNING ACTIVITIES OF INSURER

MEMBERS OF A HOLDING COMPANY GROUP

PART 1 - ORGANIZATIONAL CHART



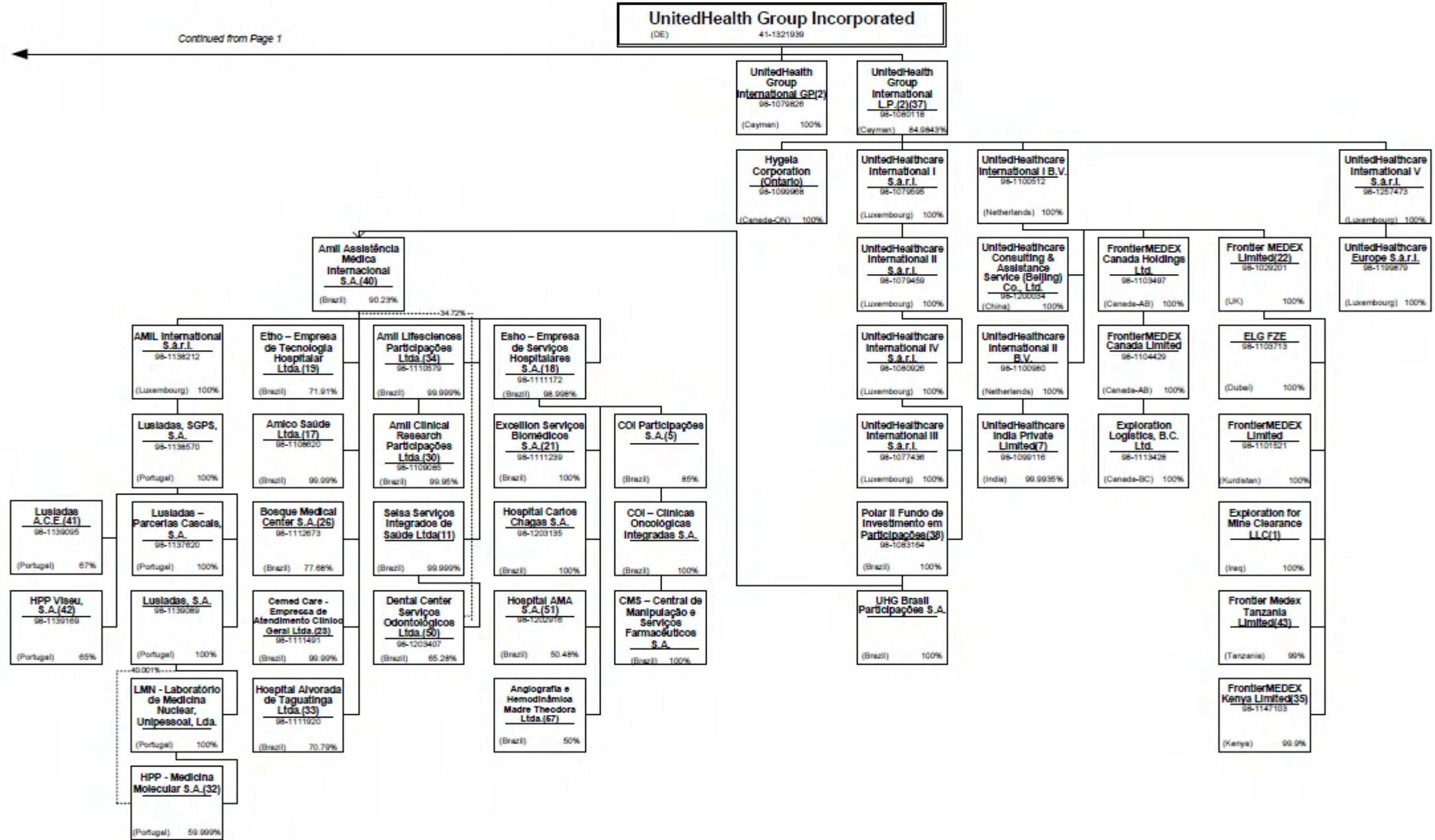
Q12

SCHEDULE Y - INFORMATION CONCERNING ACTIVITIES OF INSURER

MEMBERS OF A HOLDING COMPANY GROUP

PART 1 - ORGANIZATIONAL CHART

Continued from Page 1

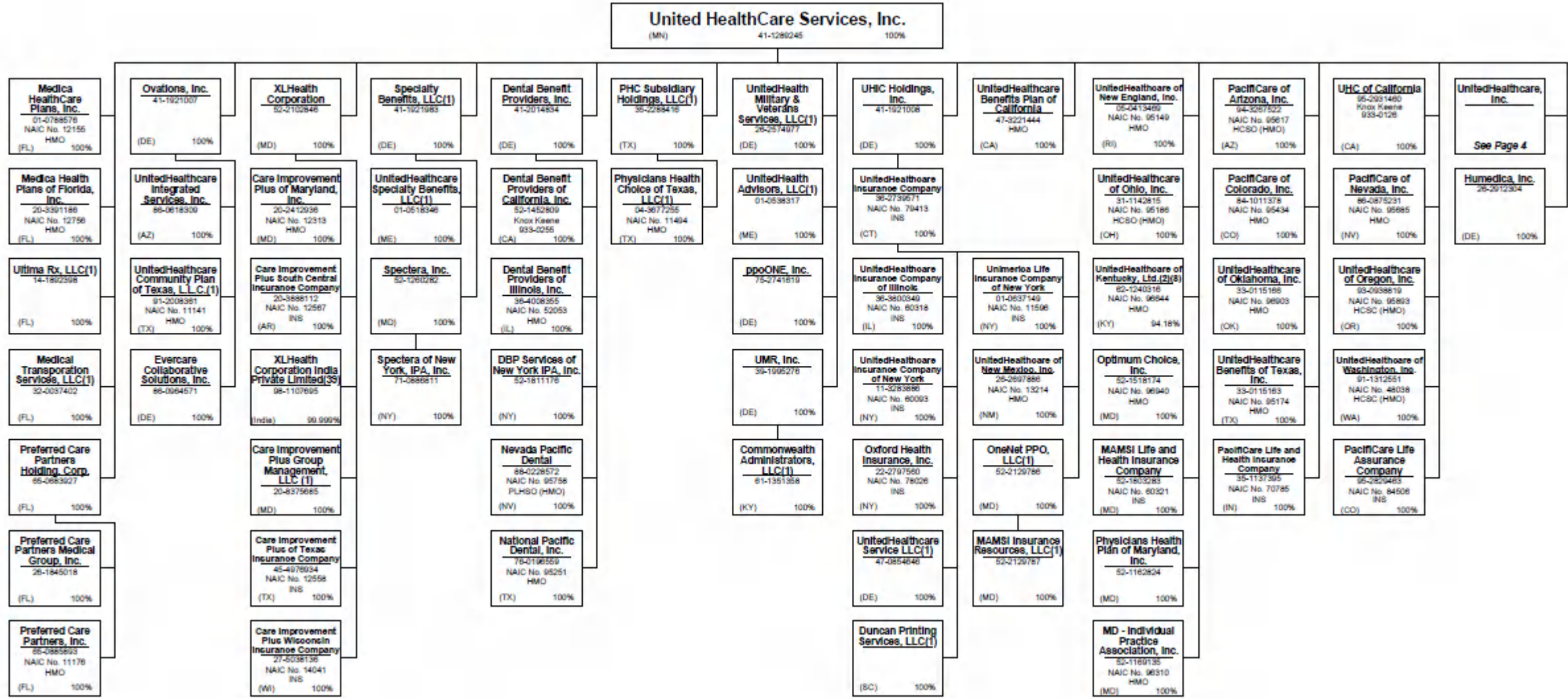


Q12.1

SCHEDULE Y - INFORMATION CONCERNING ACTIVITIES OF INSURER

MEMBERS OF A HOLDING COMPANY GROUP

PART 1 - ORGANIZATIONAL CHART

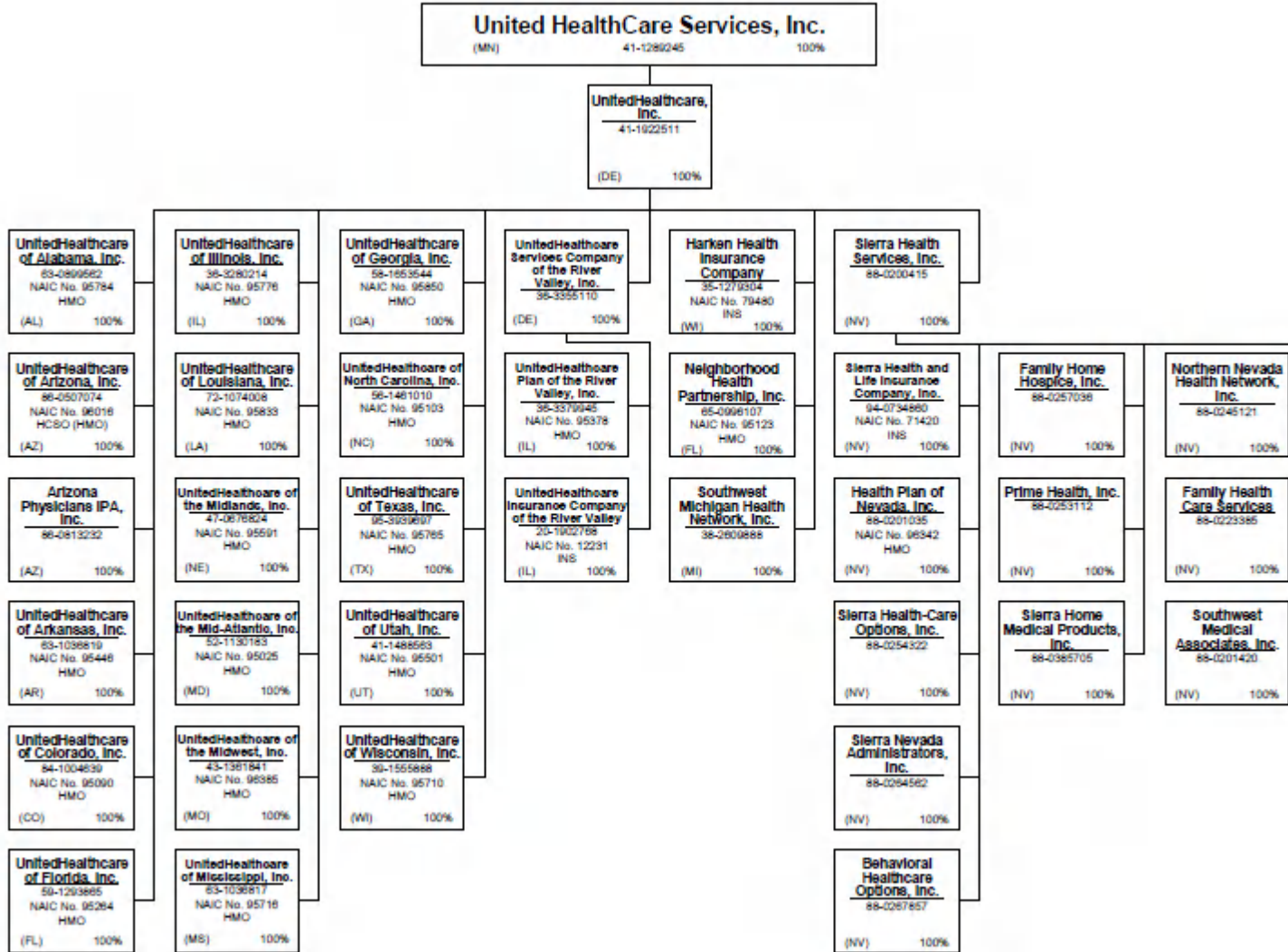


Q12.2

SCHEDULE Y - INFORMATION CONCERNING ACTIVITIES OF INSURER

MEMBERS OF A HOLDING COMPANY GROUP

PART 1 - ORGANIZATIONAL CHART

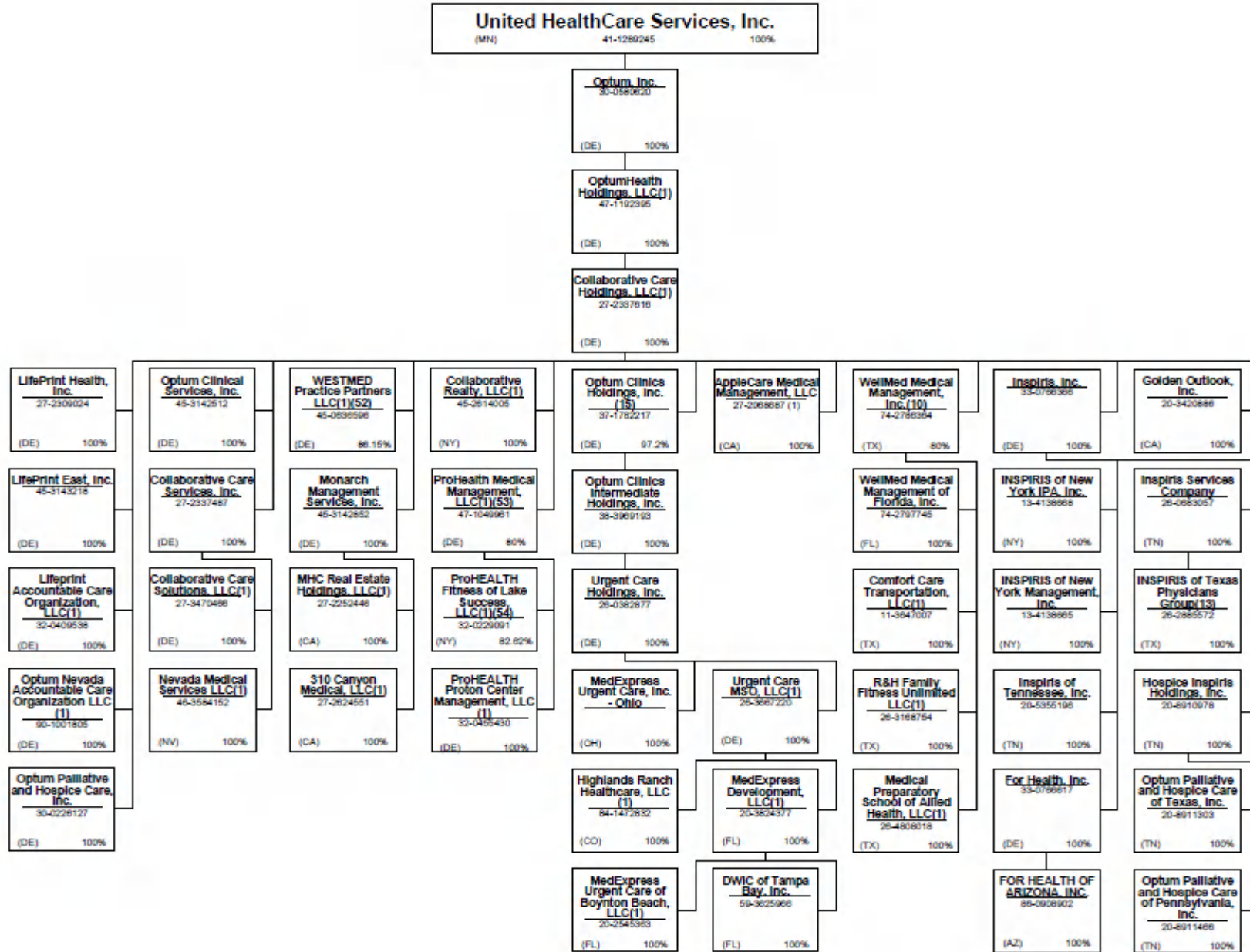


Q12.3

SCHEDULE Y - INFORMATION CONCERNING ACTIVITIES OF INSURER

MEMBERS OF A HOLDING COMPANY GROUP

PART 1 - ORGANIZATIONAL CHART

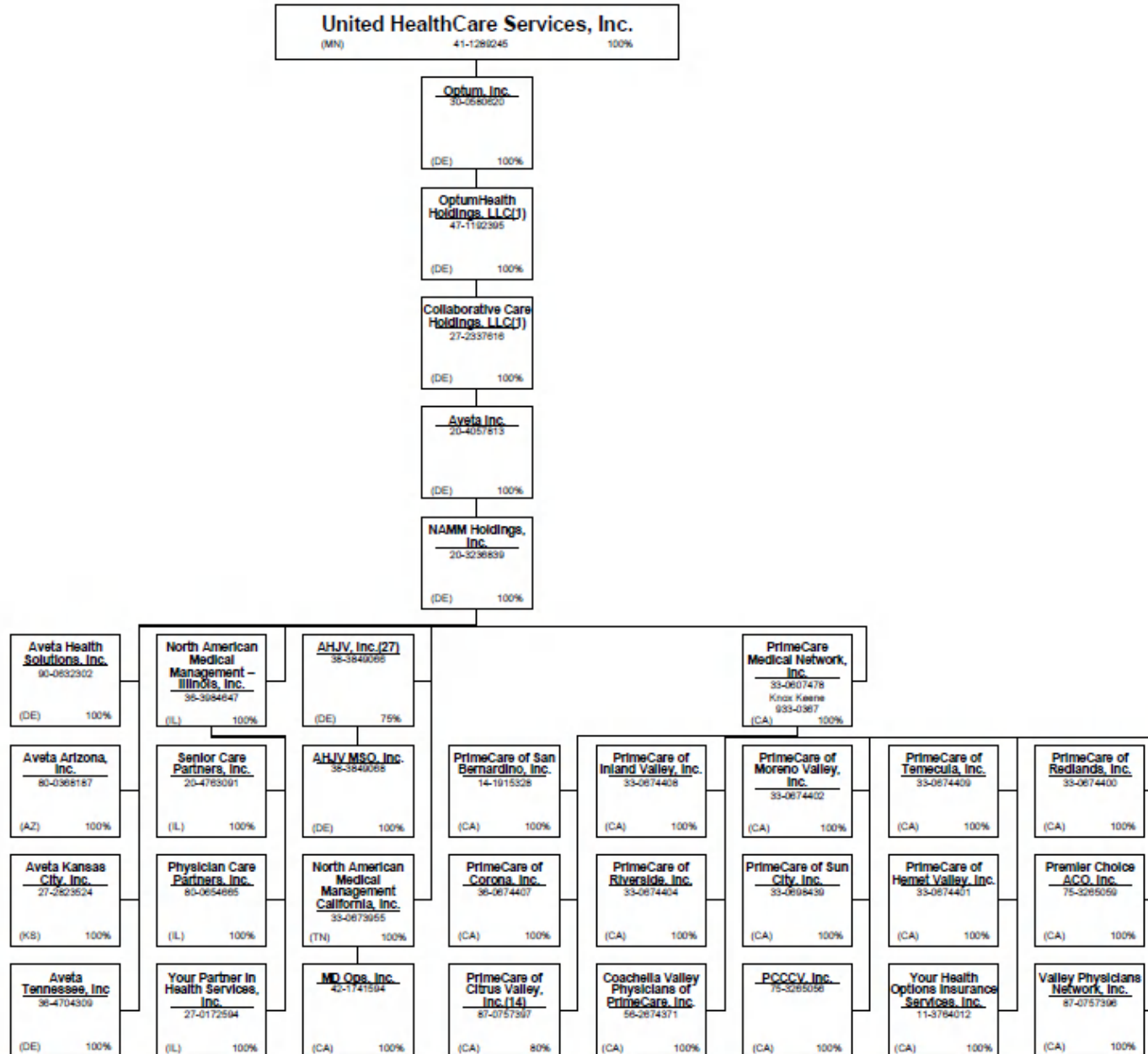


Q12.4

SCHEDULE Y - INFORMATION CONCERNING ACTIVITIES OF INSURER

MEMBERS OF A HOLDING COMPANY GROUP

PART 1 - ORGANIZATIONAL CHART

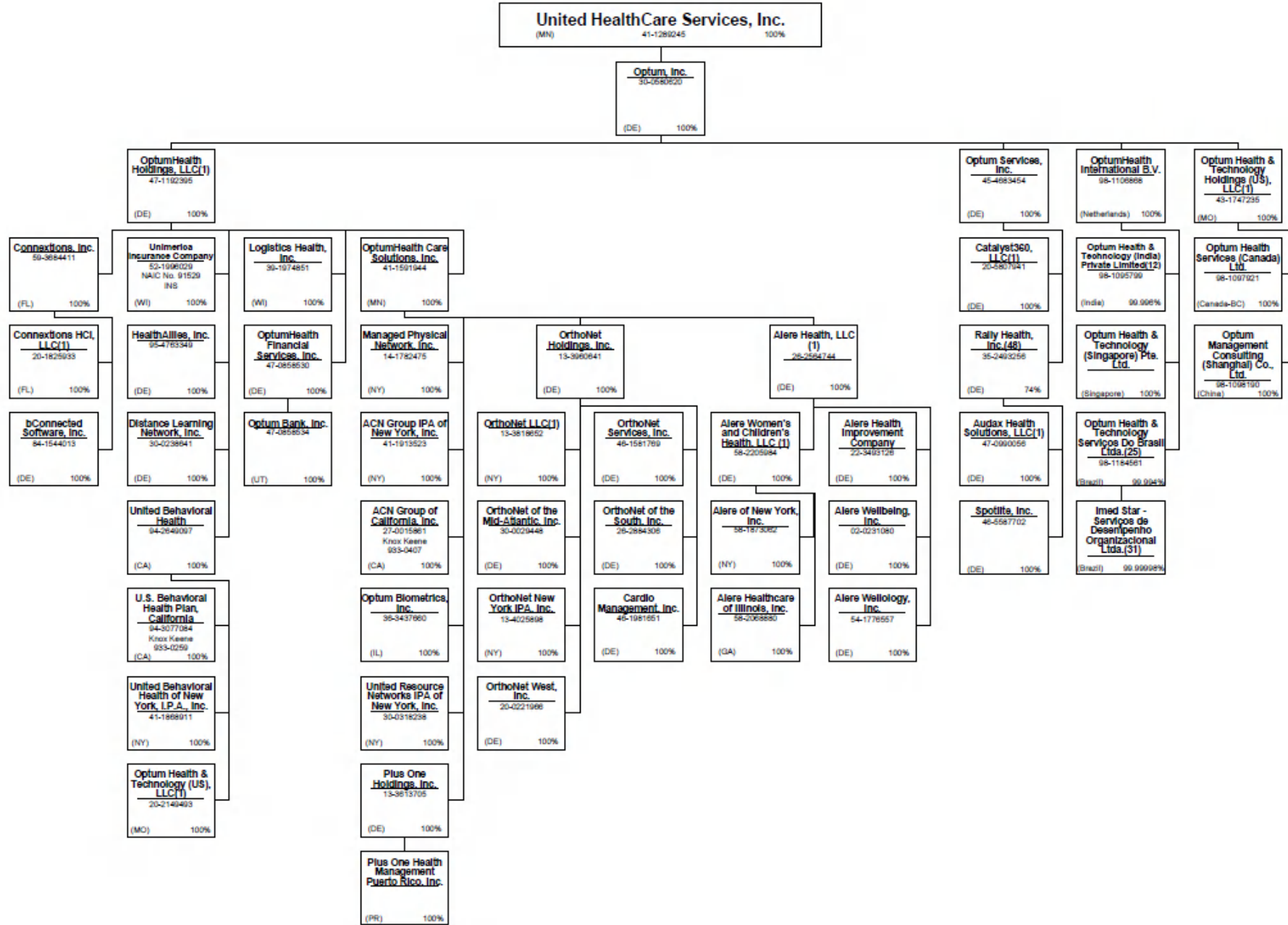


Q12.5

SCHEDULE Y - INFORMATION CONCERNING ACTIVITIES OF INSURER

MEMBERS OF A HOLDING COMPANY GROUP

PART 1 - ORGANIZATIONAL CHART

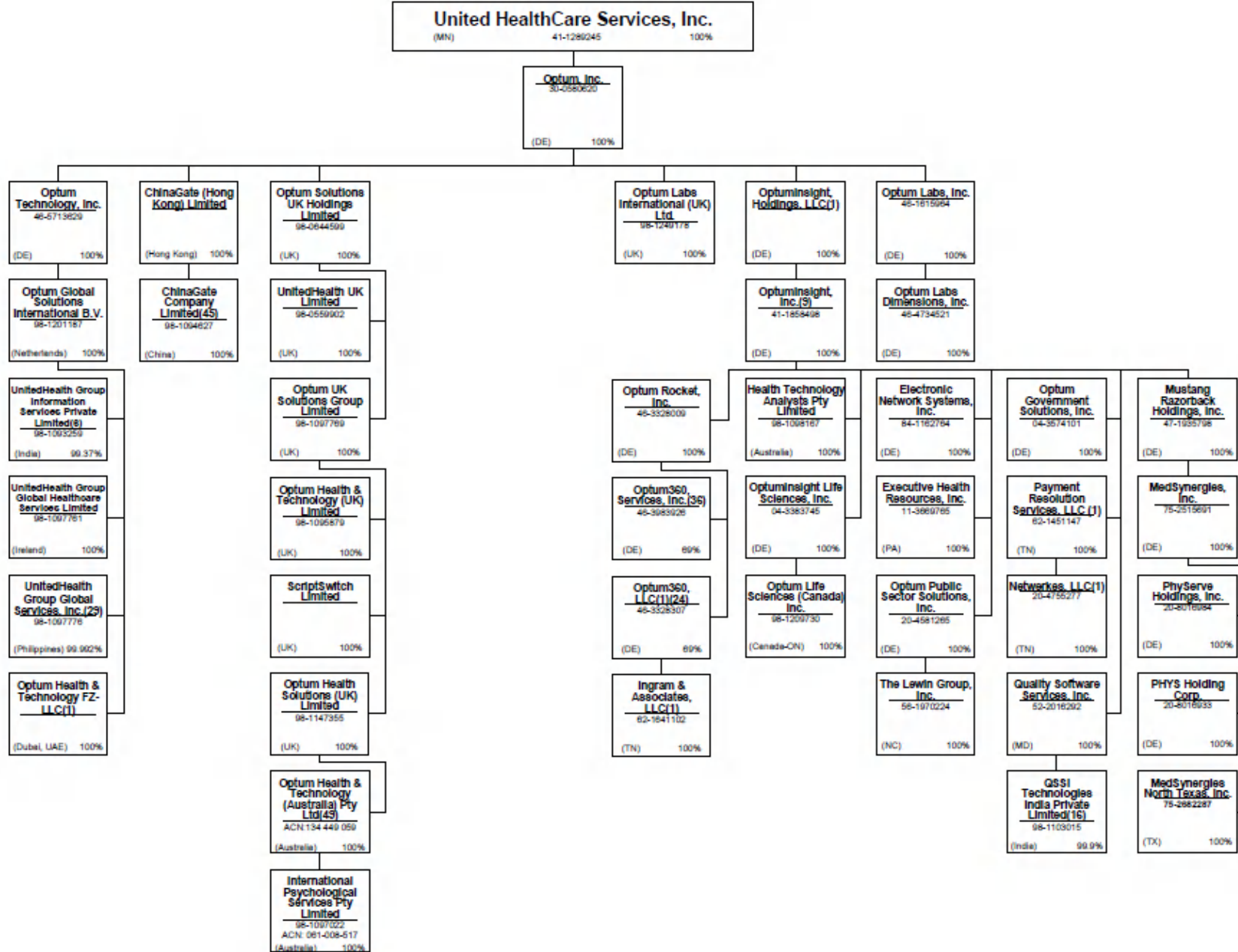


Q12.6

SCHEDULE Y - INFORMATION CONCERNING ACTIVITIES OF INSURER

MEMBERS OF A HOLDING COMPANY GROUP

PART 1 - ORGANIZATIONAL CHART



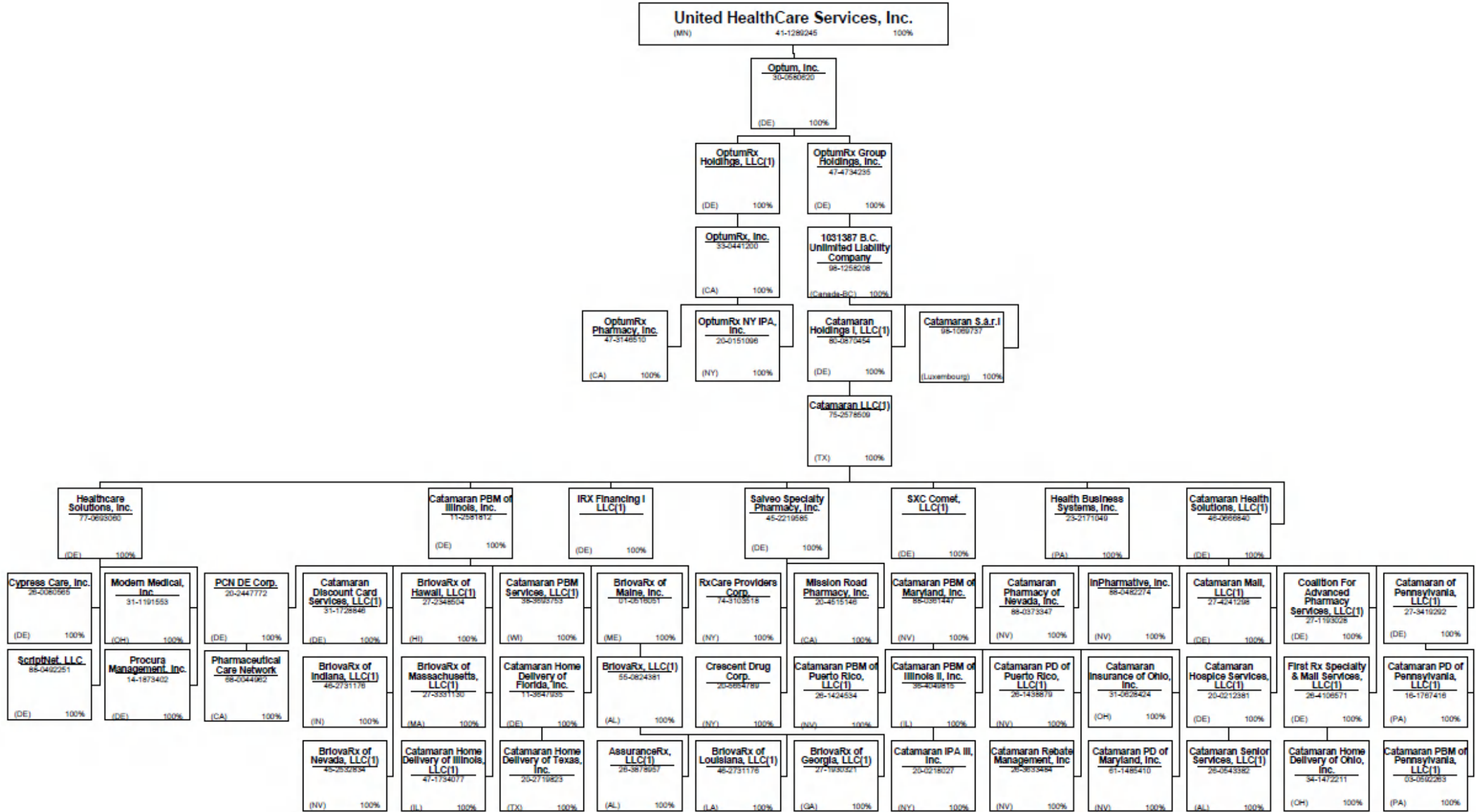
Q12.7

SCHEDULE Y - INFORMATION CONCERNING ACTIVITIES OF INSURER

MEMBERS OF A HOLDING COMPANY GROUP

PART 1 - ORGANIZATIONAL CHART

Q12.8



SCHEDULE Y - INFORMATION CONCERNING ACTIVITIES OF INSURER

MEMBERS OF A HOLDING COMPANY GROUP

PART 1 - ORGANIZATIONAL CHART

Notes

All legal entities on the Organization Chart are Corporations unless otherwise indicated.

- (1) Entity is a Limited Liability Company
- (2) Entity is a Partnership
- (3) Entity is a Non-Profit Corporation
- (4) Control of the Foundation is based on sole membership, not the ownership of voting securities
- (5) COI Participações S.A. is 85% owned by Etho – Empresa de Tecnologia Hospitalar Ltda and 15% owned by COIPAR Participações S.A.
- (6) UnitedHealth Group Information Services Private Limited is 99.37% owned by Optum Global Solutions International B.V. The remaining 0.63% is owned by UnitedHealth International, Inc.
- (7) UnitedHealthcare India Private Limited is 99.9935% owned by UnitedHealthcare International II B.V. and 0.0065% owned by UnitedHealth International, Inc.
- (8) General partnership interests are held by United HealthCare Services, Inc. (89.77%) and by UnitedHealthcare, Inc. (10.23%). United HealthCare Services, Inc. also holds 100% of the limited partnership interests. When combining general and limited partner interests, United HealthCare Services, Inc. owns 94.18% and UnitedHealthcare, Inc. owns 5.83%.
- (9) Branch office located in Abu Dhabi, UAE.
- (10) WellMed Medical Management, Inc. is 80% owned by Collaborative Care Holdings, LLC and 20% owned by WMG Healthcare Partners, L.P.
- (11) Seisa Serviços Integrados de Saúde Ltda is 99.999994% owned by Amil Assistência Médica Internacional S.A. and 0.000004% owned by Dental Center Serviços Odontológicos Ltda.
- (12) Optum Health & Technology (India) Private Limited is 99.998% owned by OptumHealth International B.V. and 0.004 % owned by United Behavioral Health.
- (13) INSPIRIS of Texas Physicians Group is a Texas non-profit (taxable) whose sole member is Inspiris Services Company.
- (14) PrimeCare of Citrus Valley, Inc. is 80% owned by PrimeCare Medical Network, Inc. and 20% owned by Citrus Valley Medical Associates, Inc.
- (15) Optum Clinics Holdings, Inc. is 97.2% owned by Collaborative Care Holdings, LLC and 2.8% is owned by external shareholders.
- (16) QSSI Technologies India Private Limited is 99.9% owned by Quality Software Services, Inc. and 0.1% owned by an Indian citizen.
- (17) Amico Saúde Ltda. is 99.99996% owned by Amil Assistência Médica Internacional S.A. and 0.000004% owned by Cemed Care – Empresa de Atendimento Clínico Geral Ltda.
- (18) Esho – Empresa de Serviços Hospitalares S.A. is 98.998588% owned by Amil Assistência Médica Internacional S.A.; 0.041294% owned by Treasury Shares and .960118% owned by external shareholders.
- (19) Etho – Empresa de Tecnologia Hospitalar Ltda. 71.91% owned by Amil Assistência Médica Internacional S.A. and 28.08% owned by an external shareholder.
- (20) Orthology, Inc. is 80% owned by UnitedHealth Group Ventures, LLC and 20% owned by external shareholders.

- (21) Exoellion Serviços Biomédicos S.A. is 100% owned by Esho – Empresa de Serviços Hospitalares S.A.
- (22) Branch offices in Iraq and Uganda.
- (23) Cemed Care Empresa de Atendimento Clínico Geral Ltda. is 99.999999% owned by Amil Assistência Médica Internacional S.A. and 0.000001% owned by Amico Saúde Ltda.
- (24) Optum 360, LLC is 69% owned by Optum Rocket, Inc; the remaining 31% is owned by external interest holders.
- (25) Optum Health & Technology Serviços Do Brasil Ltda. is 99.994% owned by OptumHealth International B.V. and .006% owned by OptumInsight, Inc.
- (26) Bosque Medical Center S.A. is 77.68% owned by Amil Assistência Médica Internacional S.A. and 22.319% owned by Etsho – Empresa de Serviços Hospitalares S.A.
- (27) AHJV, Inc. is 75% owned by NMM Holdings, Inc. and 25% owned by Humana, Inc.
- (28) Real Appeal, Inc. is majority-owned by UHG or one of its affiliates and the remaining 2% is owned by Real Appeal Management.
- (29) UnitedHealth Group Global Services, Inc. is 99.992% owned by Optum Global Solutions International B.V., and the remaining 0.008% is held by the company's directors.
- (30) Amil Clinical Research Participações Ltda. is 99.95% owned by Amil Lifesciences Participações Ltda. and 0.05% owned by an officer of Amil.
- (31) Imed Star Serviços de Desempenho Organizacional Ltda. is 99.99998% owned by Optum Health & Technology Serviços do Brasil Ltda and 0.00002% owned by UHG Brasil Participações S.A.
- (32) HPP – Medicina Molecular, S.A. is 99.99852% owned by LMN - Laboratórios de Medicina Nuclear, Unipessoal, Lda. And 40.00148% owned by Lusíadas, S.A. and 5% by an officer of Amil.
- (33) Hospital Alvorada Taguatinga Ltda. is 70.79% owned by Amil Assistência Médica Internacional S.A. 29.204% by Bosque Medical Center S.A.
- (34) Amil Lifesciences Participações Ltda. is 99.999707% owned by Amil Assistência Médica Internacional S.A. and 0.000293% owned by Cemed Care Empresa de Atendimento Clínico Geral Ltda.
- (35) FrontierMedex Kenya Limited is 99.9% owned by FrontierMEDEX Limited and 0.1% owned by UnitedHealthcare International I B.V.
- (36) Optum360 Services, Inc. is 69% owned by Optum Rocket, Inc.; and the remaining 31% is owned by external interest shareholders.
- (37) The limited partners of UnitedHealth Group International, L.P. include FMG Holdings, LLC (14.8145%), Hygeia Corporation (DE) (0.2012%) and UnitedHealth Group Incorporated (84.9843%). UnitedHealth Group International GP is the general partner of UnitedHealth Group International, L.P.
- (38) Polar II Fundo de Investimento em Participações is a Brazilian private equity investment fund incorporated in the form of a closed-end condominium.
- (39) XLHealth Corporation India Private Limited is 99.999% held by XLHealth Corporation and 0.001% is held by an officer of the Corporation.

- (40) Amil Assistência Médica Internacional S.A. is 90.23% owned by Polar II Fundo de Investimento em Participações and the remaining 9.77% is owned by the former controlling shareholders of Amil Assistência Médica Internacional S.A.
- (41) Lusíadas A.C.E. is 67% owned by Lusíadas, SGPS, S.A., 10% owned by Lusíadas, S.A., 10% owned by Lusíadas – Parcerias Cascais, S.A., 5% owned by LMN - Laboratórios de Medicina Nuclear, Unipessoal, Lda., 5% owned by HPP – Medicina Molecular, S.A. and 3% owned by HPP Viseu, S.A.
- (42) HPP Viseu, S.A. is 65% owned by Lusíadas, SGPS, S.A. The remaining 35% is jointly owned VISABEIRA Saúde - Serviços de Saúde, S.A., VISABEIRA Participações Financeiras, SGPS, S.A., VISABEIRA Investimentos Financeiros SGPS, S.A. and Cíclorama - Estudos, Projectos e Produções, Lda.
- (43) Frontier Medex Tanzania Limited is 99% owned by FrontierMEDEX Limited. The remaining 1% is owned by a former officer of FrontierMEDEX Limited and is being transferred to UnitedHealthcare International I B.V.
- (44) TBD
- (45) Liaison office located in Beijing.
- (46) TBD
- (47) Representative office in Beijing
- (48) The remaining 26% is owned by internal and external investors.
- (49) Branch office located in Hong Kong.
- (50) Dental Center Serviços Odontológicos Ltda. is 65.278% owned by Seisa Serviços Integrados de Saúde Ltda. and 34.72% owned by Amil Assistência Médica Internacional S.A.
- (51) Hospital AMA S.A. is 50.48% owned by Esho – Empresa de Serviços Hospitalares S.A. and 49.52% owned by Seisa Serviços Integrados de Saúde Ltda.
- (52) WESTMED Practice Partners LLC is 86.15% owned by Collaborative Care Holdings, LLC and 13.85% owned by external shareholders.
- (53) ProHealth Medical Management, LLC is 80% owned by Collaborative Care Holdings, LLC and 20% owned by an external shareholder.
- (54) PROHEALTH FITNESS OF LAKE SUCCESS, LLC IS 82.62% owned by ProHealth Medical Management, LLC and 17.38% by an external shareholder.
- (55) TBD
- (56) Hospital Geral e Maternidade Madre Maria Theodora Ltda. is 99.9999% owned by Esho – Empresa de Serviços Hospitalares S.A. and 0.00001% owned by Cemed Care Empresa de Atendimento Clínico Geral Ltda.
- (57) Angiografia e Hemodinâmica Madre Theodora Ltda. is 50% owned by Esho – Empresa de Serviços Hospitalares S.A. and 50% owned by 28 individual partners.
- (58) TBD

Important note: Under federal Exchange regulations, any change in ownership of a QHP (Qualified Health Plan) issuer or any of its parent entities requires advance notice to HHS. Please contact LCRA Corporate Governance for detail

SCHEDULE Y

PART 1A - DETAIL OF INSURANCE HOLDING COMPANY SYSTEM

1	2	3	4	5	6	7	8	9	10	11	12	13	14	15	
Group Code	Group Name	NAIC Company Code	ID Number	FEDERAL RSSD	CIK	Name of Securities Exchange if Publicly Traded (U.S. or International)	Names of Parent, Subsidiaries Or Affiliates	Domiciliary Location	Relationship to Reporting Entity	Directly Controlled by (Name of Entity / Person)	Type of Control (Ownership, Board, Management, Attorney-in-Fact, Influence, Other)	If Control is Ownership Provide Percentage	Ultimate Controlling Entity(ies) / Person(s)	*	
0707	UnitedHealth Group Incorporated	00000	98-1258208				1031387 B.C. Unlimited Liability Company	CAN	UIP	OptumRx Group Holdings, Inc.	Ownership	100.0	UnitedHealth Group Incorporated		
		00000	27-2624551				310 Canyon Medical, LLC	CA	NIA	Monarch Management Services, Inc.	Ownership	100.0	UnitedHealth Group Incorporated		
		00000	41-1913523				ACN Group IPA of New York, Inc.	NY	NIA	OptumHealth Care Solutions, Inc.	Ownership	100.0	UnitedHealth Group Incorporated		
		933-00000	27-0015861				ACN Group of California, Inc.	CA	IA	OptumHealth Care Solutions, Inc.	Ownership	100.0	UnitedHealth Group Incorporated		
		00000	38-3849068				AHJV MSO, Inc.	DE	NIA	AHJV, Inc.	Ownership	100.0	UnitedHealth Group Incorporated		
		00000	38-3849066				AHJV, Inc.	DE	NIA	NAMM Holdings, Inc.	Ownership	75.0	UnitedHealth Group Incorporated	0000001	
		00000	22-3493126				Alere Health Improvement Company	DE	NIA	Alere Health, LLC	Ownership	100.0	UnitedHealth Group Incorporated		
		00000	26-2564744				Alere Health, LLC	DE	NIA	OptumHealth Care Solutions, Inc.	Ownership	100.0	UnitedHealth Group Incorporated		
		00000	58-2068880				Alere Healthcare of Illinois, Inc.	GA	NIA	Alere Women's and Children's Health, LLC	Ownership	100.0	UnitedHealth Group Incorporated		
		00000	58-1873062				Alere of New York, Inc.	NY	NIA	Alere Women's and Children's Health, LLC	Ownership	100.0	UnitedHealth Group Incorporated		
		00000	02-0231080				Alere Wellbeing, Inc.	DE	NIA	Alere Health, LLC	Ownership	100.0	UnitedHealth Group Incorporated		
		00000	54-1776557				Alere Wellology, Inc.	DE	NIA	Alere Health, LLC	Ownership	100.0	UnitedHealth Group Incorporated		
		00000	58-2205984				Alere Women's and Children's Health, LLC	DE	NIA	Alere Health, LLC	Ownership	100.0	UnitedHealth Group Incorporated		
		0707	UnitedHealth Group Incorporated	82406	35-1665915			All Savers Insurance Company	IN	IA	Golden Rule Financial Corporation	Ownership	100.0	UnitedHealth Group Incorporated	
		0707	UnitedHealth Group Incorporated	73130	35-1744596			All Savers Life Insurance Company of California	CA	IA	Golden Rule Financial Corporation	Ownership	100.0	UnitedHealth Group Incorporated	
				00000	54-1743136			AmeriChoice Corporation	DE	NIA	UnitedHealth Group Incorporated	Ownership	100.0	UnitedHealth Group Incorporated	
				00000	54-1743141			AmeriChoice Health Services, Inc.	DE	NIA	AmeriChoice Corporation	Ownership	100.0	UnitedHealth Group Incorporated	
		0707	UnitedHealth Group Incorporated	13178	26-2481299			AmeriChoice of Connecticut, Inc.	CT	IA	AmeriChoice Corporation	Ownership	100.0	UnitedHealth Group Incorporated	
		0707	UnitedHealth Group Incorporated	95497	22-3368602			AmeriChoice of New Jersey, Inc.	NJ	IA	AmeriChoice Corporation	Ownership	100.0	UnitedHealth Group Incorporated	
				00000	98-1108620			Amico Saúde Ltda.	BRA	NIA	Amil Assistência Médica Internacional S.A.	Ownership	100.0	UnitedHealth Group Incorporated	
		00000	98-1108620			Amico Saúde Ltda.	BRA	NIA	Cemed Care - Empresa de Atendimento Clínico Geral Ltda.	Ownership	0.0	UnitedHealth Group Incorporated			
		00000				Amil Assistência Médica Internacional S.A.	BRA	NIA	Polar II Fundo de Investimento em Participações	Ownership	90.2	UnitedHealth Group Incorporated	0000002		
		00000	98-1109085			Amil Clinical Research Participações Ltda.	BRA	NIA	Amil Lifesciences Participações Ltda.	Ownership	100.0	UnitedHealth Group Incorporated	0000003		
		00000	98-1138212			AMIL International S.á.r.l.	LUX	NIA	Amil Assistência Médica Internacional S.A.	Ownership	100.0	UnitedHealth Group Incorporated			
		00000	98-1110579			Amil Lifesciences Participações Ltda.	BRA	NIA	Amil Assistência Médica Internacional S.A.	Ownership	100.0	UnitedHealth Group Incorporated			

Q13

SCHEDULE Y

PART 1A - DETAIL OF INSURANCE HOLDING COMPANY SYSTEM

1	2	3	4	5	6	7	8	9	10	11	12	13	14	15
Group Code	Group Name	NAIC Company Code	ID Number	FEDERAL RSSD	CIK	Name of Securities Exchange if Publicly Traded (U.S. or International)	Names of Parent, Subsidiaries Or Affiliates	Domiciliary Location	Relationship to Reporting Entity	Directly Controlled by (Name of Entity / Person)	Type of Control (Ownership, Board, Management, Attorney-in-Fact, Influence, Other)	If Control is Ownership Provide Percentage	Ultimate Controlling Entity(ies) / Person(s)	*
		00000	98-1110579				Amil Lifesciences Participações Ltda.	BRA	NIA	Cemed Care - Empresa de Atendimento Clínico Geral Ltda.	Ownership	0.0	UnitedHealth Group Incorporated	
		00000					Angiografia e Hemodinâmica Madre Theodora Ltda.	BRA	NIA	Esho – Empresa de Serviços Hospitalares S.A.	Ownership	50.0	UnitedHealth Group Incorporated	0000004
		00000	27-2068687				AppleCare Medical Management, LLC	CA	NIA	Collaborative Care Holdings, LLC	Ownership	100.0	UnitedHealth Group Incorporated	
		00000	86-0813232				Arizona Physicians IPA, Inc.	AZ	IA	UnitedHealthcare, Inc.	Ownership	100.0	UnitedHealth Group Incorporated	
		00000	90-0369702				ASI Global, LLC	TX	NIA	FrontierMEDEX, Inc.	Ownership	100.0	UnitedHealth Group Incorporated	
		00000	26-3878957				AssuranceRx, LLC	AL	NIA	BriovaRx, LLC	Ownership	100.0	UnitedHealth Group Incorporated	
		00000	47-0990056				Audax Health Solutions, LLC	DE	NIA	Rally Health, Inc.	Ownership	100.0	UnitedHealth Group Incorporated	
		00000	80-0368187				Aveta Arizona, Inc.	AZ	NIA	NAMM Holdings, Inc.	Ownership	100.0	UnitedHealth Group Incorporated	
		00000	90-0632302				Aveta Health Solutions Inc.	DE	NIA	NAMM Holdings, Inc.	Ownership	100.0	UnitedHealth Group Incorporated	
		00000	20-4057813				Aveta Inc.	DE	NIA	Collaborative Care Holdings, LLC	Ownership	100.0	UnitedHealth Group Incorporated	
		00000	27-2823524				Aveta Kansas City, Inc.	KS	NIA	NAMM Holdings, Inc.	Ownership	100.0	UnitedHealth Group Incorporated	
		00000	36-4704309				Aveta Tennessee, Inc	DE	NIA	NAMM Holdings, Inc.	Ownership	100.0	UnitedHealth Group Incorporated	
		00000	84-1544013				bConnected Software, Inc.	DE	NIA	Connexions, Inc.	Ownership	100.0	UnitedHealth Group Incorporated	
		00000	88-0267857				Behavioral Healthcare Options, Inc.	NV	NIA	Sierra Health Services, Inc.	Ownership	100.0	UnitedHealth Group Incorporated	
		00000	98-1112673				Bosque Medical Center S.A.	BRA	NIA	Amil Assistência Médica Internacional S.A.	Ownership	77.7	UnitedHealth Group Incorporated	
		00000	98-1112673				Bosque Medical Center S.A.	BRA	NIA	Esho – Empresa de Serviços Hospitalares S.A.	Ownership	22.3	UnitedHealth Group Incorporated	
		00000	27-1930321				BriovaRx of Georgia, LLC	GA	NIA	BriovaRx, LLC	Ownership	100.0	UnitedHealth Group Incorporated	
		00000	27-2348504				BriovaRx of Hawaii, LLC	HI	NIA	Catamaran PBM of Illinois, Inc.	Ownership	100.0	UnitedHealth Group Incorporated	
		00000	46-2731176				BriovaRx of Indiana, LLC	IN	NIA	Catamaran PBM of Illinois, Inc.	Ownership	100.0	UnitedHealth Group Incorporated	
		00000	46-2790537				BriovaRx of Louisiana, LLC	LA	NIA	BriovaRx, LLC	Ownership	100.0	UnitedHealth Group Incorporated	
		00000	01-0516051				BriovaRx of Maine, Inc.	ME	NIA	Catamaran PBM of Illinois, Inc.	Ownership	100.0	UnitedHealth Group Incorporated	
		00000	27-3331130				BriovaRx of Massachusetts, LLC	MA	NIA	Catamaran PBM of Illinois, Inc.	Ownership	100.0	UnitedHealth Group Incorporated	
		00000	45-2532834				BriovaRx of Nevada, LLC	NV	NIA	Catamaran PBM of Illinois, Inc.	Ownership	100.0	UnitedHealth Group Incorporated	
		00000	55-0824381				BriovaRx, LLC	AL	NIA	BriovaRx of Maine, Inc.	Ownership	100.0	UnitedHealth Group Incorporated	
		00000	46-1981651				Cardio Management, Inc.	DE	NIA	OrthoNet Holdings, Inc.	Ownership	100.0	UnitedHealth Group Incorporated	

Q13.1

SCHEDULE Y

PART 1A - DETAIL OF INSURANCE HOLDING COMPANY SYSTEM

1	2	3	4	5	6	7	8	9	10	11	12	13	14	15
Group Code	Group Name	NAIC Company Code	ID Number	FEDERAL RSSD	CIK	Name of Securities Exchange if Publicly Traded (U.S. or International)	Names of Parent, Subsidiaries Or Affiliates	Domiciliary Location	Relationship to Reporting Entity	Directly Controlled by (Name of Entity / Person)	Type of Control (Ownership, Board, Management, Attorney-in-Fact, Influence, Other)	If Control is Ownership Provide Percentage	Ultimate Controlling Entity(ies) / Person(s)	*
0707	UnitedHealth Group Incorporated	00000	20-8375685				Care Improvement Plus Group Management, LLC	MD	NIA	XLHealth Corporation	Ownership	100.0	UnitedHealth Group Incorporated	
0707	UnitedHealth Group Incorporated	12313	20-2412936				Care Improvement Plus of Maryland, Inc.	MD	IA	XLHealth Corporation	Ownership	100.0	UnitedHealth Group Incorporated	
0707	UnitedHealth Group Incorporated	12558	45-4976934				Care Improvement Plus of Texas Insurance Company	TX	IA	XLHealth Corporation	Ownership	100.0	UnitedHealth Group Incorporated	
0707	UnitedHealth Group Incorporated	12567	20-3888112				Care Improvement Plus South Central Insurance Company	AR	IA	XLHealth Corporation	Ownership	100.0	UnitedHealth Group Incorporated	
0707	UnitedHealth Group Incorporated	14041	27-5038136				Care Improvement Plus Wisconsin Insurance Company	WI	IA	XLHealth Corporation	Ownership	100.0	UnitedHealth Group Incorporated	
		00000	20-5807941				Catalyst360, LLC	DE	NIA	Optum Services, Inc.	Ownership	100.0	UnitedHealth Group Incorporated	
		00000	31-1728846				Catamaran Discount Card Services, LLC	DE	NIA	Catamaran PBM of Illinois, Inc.	Ownership	100.0	UnitedHealth Group Incorporated	
		00000	46-0666840				Catamaran Health Solutions, LLC	DE	UIP	Catamaran LLC	Ownership	100.0	UnitedHealth Group Incorporated	
		00000	80-0870454				Catamaran Holdings I, LLC	DE	UIP	1031387 B.C. Unlimited Liability Company	Ownership	100.0	UnitedHealth Group Incorporated	
		00000	11-3647935				Catamaran Home Delivery of Florida, Inc.	DE	NIA	Catamaran PBM of Illinois, Inc.	Ownership	100.0	UnitedHealth Group Incorporated	
		00000	47-1734077				Catamaran Home Delivery of Illinois, LLC	IL	NIA	Catamaran PBM of Illinois, Inc.	Ownership	100.0	UnitedHealth Group Incorporated	
		00000	34-1472211				Catamaran Home Delivery of Ohio, Inc.	OH	NIA	First Rx Specialty & Mail Services, LLC	Ownership	100.0	UnitedHealth Group Incorporated	
		00000	20-2719823				Catamaran Home Delivery of Texas, Inc.	TX	NIA	Catamaran Home Delivery of Florida, Inc.	Ownership	100.0	UnitedHealth Group Incorporated	
		00000	20-0212381				Catamaran Hospice Services, LLC	DE	NIA	Catamaran Health Solutions, LLC	Ownership	100.0	UnitedHealth Group Incorporated	
0707	UnitedHealth Group Incorporated	69647	31-0628424				Catamaran Insurance of Ohio, Inc.	OH	RE	Catamaran PBM of Maryland, Inc.	Ownership	100.0	UnitedHealth Group Incorporated	
		00000	20-0218027				Catamaran IPA III, Inc.	NY	NIA	Catamaran PBM of Illinois II, Inc.	Ownership	100.0	UnitedHealth Group Incorporated	
		00000	75-2578509				Catamaran LLC	TX	UIP	Catamaran Holdings I, LLC	Ownership	100.0	UnitedHealth Group Incorporated	
		00000	27-3419292				Catamaran of Pennsylvania, LLC	DE	NIA	Catamaran Health Solutions, LLC	Ownership	100.0	UnitedHealth Group Incorporated	
		00000	36-4049815				Catamaran PBM of Illinois II, Inc.	IL	NIA	Catamaran PBM of Maryland, Inc.	Ownership	100.0	UnitedHealth Group Incorporated	
		00000	11-2581812				Catamaran PBM of Illinois, Inc.	DE	NIA	Catamaran LLC	Ownership	100.0	UnitedHealth Group Incorporated	
		00000	88-0361447				Catamaran PBM of Maryland, Inc.	NV	UDP	Catamaran Health Solutions, LLC	Ownership	100.0	UnitedHealth Group Incorporated	
		00000	03-0592263				Catamaran PBM of Pennsylvania, LLC	PA	NIA	Catamaran of Pennsylvania, LLC	Ownership	100.0	UnitedHealth Group Incorporated	
		00000	26-1424534				Catamaran PBM of Puerto Rico, LLC	NV	NIA	Catamaran PBM of Maryland, Inc.	Ownership	100.0	UnitedHealth Group Incorporated	
		00000	38-3693753				Catamaran PBM Services, LLC	WI	NIA	Catamaran PBM of Illinois, Inc.	Ownership	100.0	UnitedHealth Group Incorporated	

Q132

SCHEDULE Y

PART 1A - DETAIL OF INSURANCE HOLDING COMPANY SYSTEM

1	2	3	4	5	6	7	8	9	10	11	12	13	14	15
Group Code	Group Name	NAIC Company Code	ID Number	FEDERAL RSSD	CIK	Name of Securities Exchange if Publicly Traded (U.S. or International)	Names of Parent, Subsidiaries Or Affiliates	Domiciliary Location	Relationship to Reporting Entity	Directly Controlled by (Name of Entity / Person)	Type of Control (Ownership, Board, Management, Attorney-in-Fact, Influence, Other)	If Control is Ownership Provide Percentage	Ultimate Controlling Entity(ies) / Person(s)	*
Q133		00000	61-1485410				Catamaran PD of Maryland, Inc.	NV	NIA	Catamaran PBM of Maryland, Inc.	Ownership	100.0	UnitedHealth Group Incorporated	
		00000	16-1767416				Catamaran PD of Pennsylvania, LLC	PA	NIA	Catamaran of Pennsylvania, LLC	Ownership	100.0	UnitedHealth Group Incorporated	
		00000	26-1438879				Catamaran PD of Puerto Rico, LLC	NV	NIA	Catamaran PBM of Maryland, Inc.	Ownership	100.0	UnitedHealth Group Incorporated	
		00000	88-0373347				Catamaran Pharmacy of Nevada, Inc.	NV	NIA	Catamaran Health Solutions, LLC	Ownership	100.0	UnitedHealth Group Incorporated	
		00000	26-3633484				Catamaran Rebate Management, Inc.	NV	NIA	Catamaran PBM of Maryland, Inc.	Ownership	100.0	UnitedHealth Group Incorporated	
		00000	98-1069737				Catamaran S.á.r.l.	LUX	NIA	1031387 B.C. Unlimited Liability Company	Ownership	100.0	UnitedHealth Group Incorporated	
		00000	26-0543382				Catamaran Senior Services, LLC	AL	NIA	Catamaran Hospice Services, LLC	Ownership	100.0	UnitedHealth Group Incorporated	
		00000	98-1111491				Cemed Care - Empresa de Atendimento Clínico Geral Ltda.	BRA	NIA	Amil Assistência Médica Internacional S.A.	Ownership	100.0	UnitedHealth Group Incorporated	
		00000	98-1111491				Cemed Care - Empresa de Atendimento Clínico Geral Ltda.	BRA	NIA	Amico Saúde Ltda.	Ownership	0.0	UnitedHealth Group Incorporated	
		00000					ChinaGate (Hong Kong) Limited	HKG	NIA	Optum, Inc.	Ownership	100.0	UnitedHealth Group Incorporated	
		00000	98-1094627				ChinaGate Company Limited	CHN	NIA	ChinaGate (Hong Kong) Limited	Ownership	100.0	UnitedHealth Group Incorporated	
		00000					CMS – Central de Manipulação e Serviços Farmacêuticos S.A.	BRA	NIA	COI – Clínicas Oncológicas Integradas S.A.	Ownership	100.0	UnitedHealth Group Incorporated	
		00000	56-2674371				Coachella Valley Physicians of PrimeCare, Inc.	CA	NIA	PrimeCare Medical Network, Inc.	Ownership	100.0	UnitedHealth Group Incorporated	
		00000	27-1193028				Coalition For Advanced Pharmacy Services, LLC	DE	NIA	Catamaran Health Solutions, LLC	Ownership	100.0	UnitedHealth Group Incorporated	
		00000					COI – Clínicas Oncológicas Integradas S.A.	BRA	NIA	COI Participações S.A.	Ownership	100.0	UnitedHealth Group Incorporated	
		00000					COI Participações S.A.	BRA	NIA	ESHO – Empresa de Serviços Hospitalares S.A.	Ownership	85.0	UnitedHealth Group Incorporated	000001
		00000	27-2337616				Collaborative Care Holdings, LLC	DE	NIA	OptumHealth Holdings, LLC	Ownership	100.0	UnitedHealth Group Incorporated	
		00000	27-2337487				Collaborative Care Services, Inc.	DE	NIA	Collaborative Care Holdings, LLC	Ownership	100.0	UnitedHealth Group Incorporated	
		00000	27-3470466				Collaborative Care Solutions, LLC	DE	NIA	Collaborative Care Services, Inc.	Ownership	100.0	UnitedHealth Group Incorporated	
		00000	45-2614005				Collaborative Realty, LLC	NY	NIA	Collaborative Care Holdings, LLC	Ownership	100.0	UnitedHealth Group Incorporated	
	00000	11-3647007				Comfort Care Transportation, LLC	TX	NIA	WellMed Medical Management, Inc.	Ownership	100.0	UnitedHealth Group Incorporated		
	00000	61-1351358				Commonwealth Administrators, LLC	KY	NIA	UMR, Inc.	Ownership	100.0	UnitedHealth Group Incorporated		
	00000	20-1825933				Connexions HCI, LLC	FL	NIA	Connexions, Inc.	Ownership	100.0	UnitedHealth Group Incorporated		

SCHEDULE Y

PART 1A - DETAIL OF INSURANCE HOLDING COMPANY SYSTEM

1	2	3	4	5	6	7	8	9	10	11	12	13	14	15
Group Code	Group Name	NAIC Company Code	ID Number	FEDERAL RSSD	CIK	Name of Securities Exchange if Publicly Traded (U.S. or International)	Names of Parent, Subsidiaries Or Affiliates	Domiciliary Location	Relationship to Reporting Entity	Directly Controlled by (Name of Entity / Person)	Type of Control (Ownership, Board, Management, Attorney-in-Fact, Influence, Other)	If Control is Ownership Provide Percentage	Ultimate Controlling Entity(ies) / Person(s)	*
		00000	59-3684411				Connexions, Inc.	FL	NIA	OptumHealth Holdings, LLC	Ownership	100.0	UnitedHealth Group Incorporated	
		00000	20-5654789				Crescent Drug Corp.	NY	NIA	Salveo Specialty Pharmacy, Inc.	Ownership	100.0	UnitedHealth Group Incorporated	
		00000	26-0080565				Cypress Care, Inc.	DE	NIA	Healthcare Solutions, Inc.	Ownership	100.0	UnitedHealth Group Incorporated	
		00000	52-1811176				DBP Services of New York IPA, Inc.	NY	NIA	Dental Benefit Providers, Inc.	Ownership	100.0	UnitedHealth Group Incorporated	
0707	UnitedHealth Group Incorporated	933-0	52-1452809				Dental Benefit Providers of California, Inc.	CA	IA	Dental Benefit Providers, Inc.	Ownership	100.0	UnitedHealth Group Incorporated	
0707	UnitedHealth Group Incorporated	52053	36-4008355				Dental Benefit Providers of Illinois, Inc.	IL	IA	Dental Benefit Providers, Inc.	Ownership	100.0	UnitedHealth Group Incorporated	
		00000	41-2014834				Dental Benefit Providers, Inc.	DE	NIA	United HealthCare Services, Inc.	Ownership	100.0	UnitedHealth Group Incorporated	
		00000	98-1203407				Dental Center Serviços Odontológicos Ltda.	BRA	NIA	Seisa Serviços Integrados de Saúde Ltda.	Ownership	65.3	UnitedHealth Group Incorporated	
		00000	98-1203407				Dental Center Serviços Odontológicos Ltda.	BRA	NIA	Amil Assistência Médica Internacional S.A.	Ownership	34.7	UnitedHealth Group Incorporated	
		00000	30-0238641				Distance Learning Network, Inc.	DE	NIA	OptumHealth Holdings, LLC	Ownership	100.0	UnitedHealth Group Incorporated	
		00000					Duncan Printing Services, LLC	SC	NIA	UnitedHealthcare Insurance Company	Ownership	100.0	UnitedHealth Group Incorporated	
		00000	59-3625966				DWIC of Tampa Bay, Inc.	FL	NIA	MedExpress Development, LLC	Ownership	100.0	UnitedHealth Group Incorporated	
		00000	84-1162764				Electronic Network Systems, Inc.	DE	NIA	OptumInsight, Inc.	Ownership	100.0	UnitedHealth Group Incorporated	
		00000	98-1103713				ELG FZE	ARE	NIA	Frontier MEDEX Limited	Ownership	100.0	UnitedHealth Group Incorporated	
		00000	98-1111172				Esho – Empresa de Serviços Hospitalares S.A.	BRA	NIA	Amil Assistência Médica Internacional S.A.	Ownership	99.0	UnitedHealth Group Incorporated	0000005
		00000					Etho – Empresa de Tecnologia Hospitalar Ltda.	BRA	NIA	Amil Assistência Médica Internacional S.A.	Ownership	71.9	UnitedHealth Group Incorporated	0000006
		00000	86-0964571				Evercare Collaborative Solutions, Inc.	DE	NIA	Ovations, Inc.	Ownership	100.0	UnitedHealth Group Incorporated	
		00000	98-1111239				Excellion Serviços Biomédicos S.A.	BRA	NIA	Esho – Empresa de Serviços Hospitalares S.A.	Ownership	100.0	UnitedHealth Group Incorporated	
		00000	11-3669765				Executive Health Resources, Inc.	PA	NIA	OptumInsight, Inc.	Ownership	100.0	UnitedHealth Group Incorporated	
		00000					Exploration for Mine Clearance LLC	IRQ	NIA	Frontier MEDEX Limited	Ownership	100.0	UnitedHealth Group Incorporated	
		00000	98-1113428				Exploration Logistics B.C. Ltd.	CAN	NIA	FrontierMEDEX Canada Limited	Ownership	100.0	UnitedHealth Group Incorporated	
		00000	88-0223385				Family Health Care Services	NV	NIA	Sierra Health Services, Inc.	Ownership	100.0	UnitedHealth Group Incorporated	
		00000	88-0257036				Family Home Hospice, Inc.	NV	NIA	Sierra Health Services, Inc.	Ownership	100.0	UnitedHealth Group Incorporated	
		00000	26-4106571				First Rx Specialty & Mail Services, LLC	DE	NIA	Catamaran Health Solutions, LLC	Ownership	100.0	UnitedHealth Group Incorporated	
		00000	35-2456267				FMG Holdings, LLC	DE	NIA	UnitedHealth Group Incorporated	Ownership	100.0	UnitedHealth Group Incorporated	

Q13.4

SCHEDULE Y

PART 1A - DETAIL OF INSURANCE HOLDING COMPANY SYSTEM

1	2	3	4	5	6	7	8	9	10	11	12	13	14	15	
Group Code	Group Name	NAIC Company Code	ID Number	FEDERAL RSSD	CIK	Name of Securities Exchange if Publicly Traded (U.S. or International)	Names of Parent, Subsidiaries Or Affiliates	Domiciliary Location	Relationship to Reporting Entity	Directly Controlled by (Name of Entity / Person)	Type of Control (Ownership, Board, Management, Attorney-in-Fact, Influence, Other)	If Control is Ownership Provide Percentage	Ultimate Controlling Entity(ies) / Person(s)	*	
0135		00000	86-0908902				FOR HEALTH OF ARIZONA, INC.	AZ	NIA	For Health, Inc.	Ownership	100.0	UnitedHealth Group Incorporated		
		00000	33-0766617				For Health, Inc.	DE	NIA	Inspiris, Inc.	Ownership	100.0	UnitedHealth Group Incorporated		
		00000					Frontier MEDEX Limited	GBR	NIA	UnitedHealthcare International I B.V.	Ownership	100.0	UnitedHealth Group Incorporated		
		00000					Frontier Medex Tanzania Limited	TZA	NIA	Frontier MEDEX Limited	Ownership	99.0	UnitedHealth Group Incorporated	0000003	
		00000	68-0679514				FrontierMEDEX (RMS), Inc.	DE	NIA	FMG Holdings, LLC	Ownership	100.0	UnitedHealth Group Incorporated		
		00000	98-1103497				FrontierMEDEX Canada Holdings Ltd.	CAN	NIA	UnitedHealthcare International I B.V.	Ownership	100.0	UnitedHealth Group Incorporated		
		00000	98-1104429				FrontierMEDEX Canada Limited	CAN	NIA	FrontierMEDEX Canada Holdings Ltd.	Ownership	100.0	UnitedHealth Group Incorporated		
		00000	45-5339512				FrontierMEDEX Government Services, LLC	DE	NIA	FMG Holdings, LLC	Ownership	100.0	UnitedHealth Group Incorporated		
		00000	98-1147103				FrontierMedex Kenya Limited	KEN	NIA	Frontier MEDEX Limited	Ownership	99.9	UnitedHealth Group Incorporated		
		00000	98-1147103				FrontierMedex Kenya Limited	KEN	NIA	UnitedHealthcare International I B.V.	Ownership	0.1	UnitedHealth Group Incorporated		
		00000	98-1101521				FrontierMEDEX Limited	Kur	NIA	Frontier MEDEX Limited	Ownership	100.0	UnitedHealth Group Incorporated		
		00000	33-1219808				FrontierMEDEX US, Inc.	DE	NIA	FMG Holdings, LLC	Ownership	100.0	UnitedHealth Group Incorporated		
		00000	52-2230470				FrontierMEDEX, Inc.	MN	NIA	FrontierMEDEX US, Inc.	Ownership	100.0	UnitedHealth Group Incorporated		
		00000	37-0920164				gethealthinsurance.com Agency, Inc	IN	NIA	Golden Rule Financial Corporation	Ownership	100.0	UnitedHealth Group Incorporated		
		00000	20-3420886				Golden Outlook, Inc.	CA	NIA	Collaborative Care Holdings, LLC	Ownership	100.0	UnitedHealth Group Incorporated		
		00000	37-0855360				Golden Rule Financial Corporation	DE	NIA	UnitedHealth Group Incorporated	Ownership	100.0	UnitedHealth Group Incorporated		
		0707	UnitedHealth Group Incorporated	62286	37-6028756	003057283		Golden Rule Insurance Company	IN	IA	Golden Rule Financial Corporation	Ownership	100.0	UnitedHealth Group Incorporated	
		0707	UnitedHealth Group Incorporated	00000	98-0213198			H&W Indemnity (SPC), Ltd.	CYM	NIA	UnitedHealth Group Incorporated	Ownership	100.0	UnitedHealth Group Incorporated	
		0707	UnitedHealth Group Incorporated	79480	35-1279304			Harken Health Insurance Company	WI	IA	UnitedHealthcare, Inc.	Ownership	100.0	UnitedHealth Group Incorporated	
		0707	UnitedHealth Group Incorporated	00000	23-2171049			Health Business Systems, Inc.	PA	NIA	Catamaran LLC	Ownership	100.0	UnitedHealth Group Incorporated	
0707	UnitedHealth Group Incorporated	43893	13-3584296			Health Net Insurance of New York, Inc.	NY	IA	Oxford Health Plans LLC	Ownership	100.0	UnitedHealth Group Incorporated			
0707	UnitedHealth Group Incorporated	00000	98-0153069			Health Net Services (Bermuda) Ltd.	BMU	NIA	Oxford Health Plans LLC	Ownership	100.0	UnitedHealth Group Incorporated			
0707	UnitedHealth Group Incorporated	96342	88-0201035			Health Plan of Nevada, Inc.	NV	IA	Sierra Health Services, Inc.	Ownership	100.0	UnitedHealth Group Incorporated			
		00000	98-1098167			Health Technology Analysts Pty Limited	AUS	NIA	OptumInsight, Inc.	Ownership	100.0	UnitedHealth Group Incorporated			
		00000	95-4763349			HealthAllies, Inc.	DE	NIA	OptumHealth Holdings, LLC	Ownership	100.0	UnitedHealth Group Incorporated			

SCHEDULE Y

PART 1A - DETAIL OF INSURANCE HOLDING COMPANY SYSTEM

1	2	3	4	5	6	7	8	9	10	11	12	13	14	15
Group Code	Group Name	NAIC Company Code	ID Number	FEDERAL RSSD	CIK	Name of Securities Exchange if Publicly Traded (U.S. or International)	Names of Parent, Subsidiaries Or Affiliates	Domiciliary Location	Relationship to Reporting Entity	Directly Controlled by (Name of Entity / Person)	Type of Control (Ownership, Board, Management, Attorney-in-Fact, Influence, Other)	If Control is Ownership Provide Percentage	Ultimate Controlling Entity(ies) / Person(s)	*
		00000	77-0693060				Healthcare Solutions, Inc.	DE	NIA	Catamaran LLC	Ownership	100.0	UnitedHealth Group Incorporated	
		00000	84-1472832				Highlands Ranch Healthcare, LLC	CO	NIA	Urgent Care MSO, LLC	Ownership	100.0	UnitedHealth Group Incorporated	
		00000	20-8910978				Hospice Inspiris Holdings, Inc.	TN	NIA	Inspiris, Inc.	Ownership	100.0	UnitedHealth Group Incorporated	
		00000	98-1111920				Hospital Alvorada de Taguatinga Ltda.	BRA	NIA	Amil Assistência Médica Internacional S.A.	Ownership	70.8	UnitedHealth Group Incorporated	
		00000	98-1111920				Hospital Alvorada de Taguatinga Ltda.	BRA	NIA	Bosque Medical Center S.A.	Ownership	29.2	UnitedHealth Group Incorporated	
		00000	98-1202916				Hospital AMA S.A.	BRA	NIA	Esho – Empresa de Serviços Hospitalares S.A.	Ownership	50.5	UnitedHealth Group Incorporated	
		00000	98-1202916				Hospital AMA S.A.	BRA	NIA	Seisa Serviços Integrados de Saúde Ltda.	Ownership	49.5	UnitedHealth Group Incorporated	
		00000	98-1203135				Hospital Carlos Chagas S.A.	BRA	NIA	Esho – Empresa de Serviços Hospitalares S.A.	Ownership	100.0	UnitedHealth Group Incorporated	
		00000					HPP - Medicina Molecular, S.A.	PRT	NIA	LMN – Laboratório de Medicina Nuclear, Unipessoal, Lda.	Ownership	60.0	UnitedHealth Group Incorporated	
		00000					HPP - Medicina Molecular, S.A.	PRT	NIA	Lusiadas, S.A.	Ownership	40.0	UnitedHealth Group Incorporated	
		00000	98-1139169				HPP Viseu, S.A.	PRT	NIA	Lusiadas, SGPS, S.A.	Ownership	65.0	UnitedHealth Group Incorporated	0000001
		00000	26-2912304				Humedica, Inc.	DE	NIA	United HealthCare Services, Inc.	Ownership	100.0	UnitedHealth Group Incorporated	
		00000	36-4331825				Hygeia Corporation	DE	NIA	UnitedHealth International, Inc.	Ownership	100.0	UnitedHealth Group Incorporated	
		00000	98-1099968				Hygeia Corporation	CAN	NIA	UnitedHealth Group International L.P.	Ownership	100.0	UnitedHealth Group Incorporated	
		00000					Imed Star – Serviços de Desempenho Organizacional Ltda.	BRA	NIA	Optum Health & Technology Serviços Do Brasil Ltda.	Ownership	100.0	UnitedHealth Group Incorporated	
		00000					Imed Star – Serviços de Desempenho Organizacional Ltda.	BRA	NIA	UHG Brasil Participações S.A.	Ownership	0.0	UnitedHealth Group Incorporated	
		00000	62-1641102				Ingram & Associates, LLC	TN	NIA	Optum360, LLC	Ownership	100.0	UnitedHealth Group Incorporated	
		00000	88-0482274				inPharmative, Inc.	NV	NIA	Catamaran Health Solutions, LLC	Ownership	100.0	UnitedHealth Group Incorporated	
		00000	13-4138668				INSPIRIS of New York IPA, Inc.	NY	NIA	Inspiris, Inc.	Ownership	100.0	UnitedHealth Group Incorporated	
		00000	13-4138665				INSPIRIS of New York Management, Inc.	NY	NIA	Inspiris, Inc.	Ownership	100.0	UnitedHealth Group Incorporated	
		00000	20-5355196				Inspiris of Tennessee, Inc.	TN	NIA	Inspiris, Inc.	Ownership	100.0	UnitedHealth Group Incorporated	
		00000	26-2885572				INSPIRIS of Texas Physician Group	TX	NIA	Inspiris Services Company	Ownership	100.0	UnitedHealth Group Incorporated	
		00000	26-0683057				Inspiris Services Company	TN	NIA	Inspiris, Inc.	Ownership	100.0	UnitedHealth Group Incorporated	
		00000	33-0766366				Inspiris, Inc.	DE	NIA	Collaborative Care Holdings, LLC	Ownership	100.0	UnitedHealth Group Incorporated	

Q13.6

SCHEDULE Y

PART 1A - DETAIL OF INSURANCE HOLDING COMPANY SYSTEM

1	2	3	4	5	6	7	8	9	10	11	12	13	14	15	
Group Code	Group Name	NAIC Company Code	ID Number	FEDERAL RSSD	CIK	Name of Securities Exchange if Publicly Traded (U.S. or International)	Names of Parent, Subsidiaries Or Affiliates	Domiciliary Location	Relationship to Reporting Entity	Directly Controlled by (Name of Entity / Person)	Type of Control (Ownership, Board, Management, Attorney-in-Fact, Influence, Other)	If Control is Ownership Provide Percentage	Ultimate Controlling Entity(ies) / Person(s)	*	
0137		00000	98-1097022				International Psychological Services Pty Limited	AUS	NIA	Optum Health & Technology (Australia) Pty Ltd	Ownership	100.0	UnitedHealth Group Incorporated		
		00000					IRX Financing I LLC	DE	NIA	Catamaran LLC	Ownership	100.0	UnitedHealth Group Incorporated		
		00000	32-0409538				Lifeprint Accountable Care Organization, LLC	DE	NIA	Collaborative Care Holdings, LLC	Ownership	100.0	UnitedHealth Group Incorporated		
		00000	45-3143218				Lifeprint East, Inc.	DE	NIA	Collaborative Care Holdings, LLC	Ownership	100.0	UnitedHealth Group Incorporated		
		00000	27-2309024				LifePrint Health, Inc.	DE	NIA	Collaborative Care Holdings, LLC	Ownership	100.0	UnitedHealth Group Incorporated		
		00000					LMN – Laboratório de Medicina Nuclear, Unipessoal, Lda.	PRT	NIA	Lusiadas, S.A.	Ownership	100.0	UnitedHealth Group Incorporated		
		00000	39-1974851				Logistics Health, Inc.	WI	NIA	OptumHealth Holdings, LLC	Ownership	100.0	UnitedHealth Group Incorporated		
		00000	98-1139095				Lusiadas A.C.E.	PRT	NIA	Lusiadas, SGPS, S.A.	Ownership	67.0	UnitedHealth Group Incorporated		
		00000	98-1139095				Lusiadas A.C.E.	PRT	NIA	Lusiadas, S.A.	Ownership	10.0	UnitedHealth Group Incorporated		
		00000	98-1139095				Lusiadas A.C.E.	PRT	NIA	Lusiadas-Parcerias Cascais, S.A.	Ownership	10.0	UnitedHealth Group Incorporated		
		00000	98-1139095				Lusiadas A.C.E.	PRT	NIA	HPP - Medicina Molecular, S.A.	Ownership	5.0	UnitedHealth Group Incorporated		
		00000	98-1139095				Lusiadas A.C.E.	PRT	NIA	LMN – Laboratório de Medicina Nuclear, Unipessoal, Lda.	Ownership	5.0	UnitedHealth Group Incorporated		
		00000	98-1139095				Lusiadas A.C.E.	PRT	NIA	HPP Viseu, S.A.	Ownership	3.0	UnitedHealth Group Incorporated		
		00000	98-1139089				Lusiadas, S.A.	PRT	NIA	Lusiadas, SGPS, S.A.	Ownership	100.0	UnitedHealth Group Incorporated		
		00000	98-1138570				Lusiadas, SGPS, S.A.	PRT	NIA	Amil International S.á.r.l.	Ownership	100.0	UnitedHealth Group Incorporated		
		00000	98-1137620				Lusiadas-Parcerias Cascais, S.A.	PRT	NIA	Lusiadas, SGPS, S.A.	Ownership	100.0	UnitedHealth Group Incorporated		
		00000	52-2129787				MAMSI Insurance Resources, LLC	MD	NIA	OneNet PPO, LLC	Ownership	100.0	UnitedHealth Group Incorporated		
		0707	UnitedHealth Group Incorporated	60321	52-1803283			MAMSI Life and Health Insurance Company	MD	IA	United HealthCare Services, Inc.	Ownership	100.0	UnitedHealth Group Incorporated	
				00000	14-1782475			Managed Physical Network, Inc.	NY	NIA	OptumHealth Care Solutions, Inc.	Ownership	100.0	UnitedHealth Group Incorporated	
				00000	42-1741594			MD Ops, Inc.	CA	NIA	North American Medical Management California, Inc.	Ownership	100.0	UnitedHealth Group Incorporated	
0707	UnitedHealth Group Incorporated	96310	52-1169135			MD-Individual Practice Association, Inc.	MD	IA	United HealthCare Services, Inc.	Ownership	100.0	UnitedHealth Group Incorporated			
		00000	52-2178531			MEDEX Insurance Services, Inc.	MD	NIA	FrontierMEDEX, Inc.	Ownership	100.0	UnitedHealth Group Incorporated			
		00000	20-3824377			MedExpress Development, LLC	FL	NIA	Urgent Care MSO, LLC	Ownership	100.0	UnitedHealth Group Incorporated			
		00000	20-2545363			MedExpress Urgent Care of Boynton Beach, LLC	FL	NIA	MedExpress Development, LLC	Ownership	100.0	UnitedHealth Group Incorporated			

SCHEDULE Y

PART 1A - DETAIL OF INSURANCE HOLDING COMPANY SYSTEM

1	2	3	4	5	6	7	8	9	10	11	12	13	14	15
Group Code	Group Name	NAIC Company Code	ID Number	FEDERAL RSSD	CIK	Name of Securities Exchange if Publicly Traded (U.S. or International)	Names of Parent, Subsidiaries Or Affiliates	Domiciliary Location	Relationship to Reporting Entity	Directly Controlled by (Name of Entity / Person)	Type of Control (Ownership, Board, Management, Attorney-in-Fact, Influence, Other)	If Control is Ownership Provide Percentage	Ultimate Controlling Entity(ies) / Person(s)	*
0707	UnitedHealth Group Incorporated	00000					MedExpress Urgent Care, Inc. - Ohio	OH	NIA	Urgent Care Holdings, Inc.	Ownership	100.0	UnitedHealth Group Incorporated	
0707	UnitedHealth Group Incorporated	12756	20-3391186				Medica Health Plans of Florida, Inc.	FL	IA	United HealthCare Services, Inc.	Ownership	100.0	UnitedHealth Group Incorporated	
		12155	01-0788576				Medica HealthCare Plans, Inc.	FL	IA	United HealthCare Services, Inc.	Ownership	100.0	UnitedHealth Group Incorporated	
		00000	26-4808018				Medical Preparatory School of Allied Health, LLC	TX	NIA	WellMed Medical Management, Inc.	Ownership	100.0	UnitedHealth Group Incorporated	
		00000	32-0037402				Medical Transportation Services, LLC	FL	NIA	United HealthCare Services, Inc.	Ownership	100.0	UnitedHealth Group Incorporated	
		00000	75-2682287				MedSynergies North Texas, Inc.	TX	NIA	MedSynergies, Inc.	Ownership	100.0	UnitedHealth Group Incorporated	
		00000	75-2515691				MedSynergies, Inc.	DE	NIA	Mustang Razorback Holdings, Inc.	Ownership	100.0	UnitedHealth Group Incorporated	
		00000	27-2252446				MHC Real Estate Holdings, LLC	CA	NIA	Monarch Management Services, Inc.	Ownership	100.0	UnitedHealth Group Incorporated	
		00000	46-2881462				Minnesota Waypoint Physical Therapy, Inc.	DE	NIA	Orthology, Inc.	Ownership	100.0	UnitedHealth Group Incorporated	
		00000	20-4515146				Mission Road Pharmacy, Inc.	CA	NIA	Salveo Specialty Pharmacy, Inc.	Ownership	100.0	UnitedHealth Group Incorporated	
		00000	46-3949765				MN Waypoint Sports Physical Therapy, Inc.	DE	NIA	Orthology, Inc.	Ownership	100.0	UnitedHealth Group Incorporated	
		00000	31-1191553				Modern Medical, Inc.	OH	NIA	Healthcare Solutions, Inc.	Ownership	100.0	UnitedHealth Group Incorporated	
		00000	45-3142852				Monarch Management Services, Inc.	DE	NIA	Collaborative Care Holdings, LLC	Ownership	100.0	UnitedHealth Group Incorporated	
		00000	47-1935798				Mustang Razorback Holdings, Inc.	DE	NIA	OptumInsight, Inc.	Ownership	100.0	UnitedHealth Group Incorporated	
		00000	20-3236839				NAMM Holdings, Inc.	DE	NIA	Aveta Inc.	Ownership	100.0	UnitedHealth Group Incorporated	
0707	UnitedHealth Group Incorporated	95251	76-0196559				National Pacific Dental, Inc.	TX	IA	Dental Benefit Providers, Inc.	Ownership	100.0	UnitedHealth Group Incorporated	
0707	UnitedHealth Group Incorporated	95123	65-0996107				Neighborhood Health Partnership, Inc.	FL	IA	UnitedHealthcare, Inc.	Ownership	100.0	UnitedHealth Group Incorporated	
		00000	20-4755277				Netwerkes, LLC	TN	NIA	Payment Resolution Services, LLC	Ownership	100.0	UnitedHealth Group Incorporated	
		00000	46-3584152				Nevada Medical Services LLC	NV	NIA	Collaborative Care Services, Inc.	Ownership	100.0	UnitedHealth Group Incorporated	
0707	UnitedHealth Group Incorporated	95758	88-0228572				Nevada Pacific Dental	NV	IA	Dental Benefit Providers, Inc.	Ownership	100.0	UnitedHealth Group Incorporated	
		00000	36-3984647				North American Medical Management - Illinois, Inc.	IL	NIA	NAMM Holdings, Inc.	Ownership	100.0	UnitedHealth Group Incorporated	
		00000	33-0673955				North American Medical Management California, Inc.	TN	NIA	NAMM Holdings, Inc.	Ownership	100.0	UnitedHealth Group Incorporated	
		00000	88-0245121				Northern Nevada Health Network, Inc.	NV	NIA	Sierra Health Services, Inc.	Ownership	100.0	UnitedHealth Group Incorporated	
		00000	52-2129786				OneNet PPO, LLC	MD	NIA	UnitedHealthcare Insurance Company	Ownership	100.0	UnitedHealth Group Incorporated	
0707	UnitedHealth Group Incorporated	96940	52-1518174				Optimum Choice, Inc.	MD	IA	United HealthCare Services, Inc.	Ownership	100.0	UnitedHealth Group Incorporated	

Q138

SCHEDULE Y

PART 1A - DETAIL OF INSURANCE HOLDING COMPANY SYSTEM

1	2	3	4	5	6	7	8	9	10	11	12	13	14	15
Group Code	Group Name	NAIC Company Code	ID Number	FEDERAL RSSD	CIK	Name of Securities Exchange if Publicly Traded (U.S. or International)	Names of Parent, Subsidiaries Or Affiliates	Domiciliary Location	Relationship to Reporting Entity	Directly Controlled by (Name of Entity / Person)	Type of Control (Ownership, Board, Management, Attorney-in-Fact, Influence, Other)	If Control is Ownership Provide Percentage	Ultimate Controlling Entity(ies) / Person(s)	*
		00000	47-0858534	003202702			Optum Bank, Inc.	UT	NIA	OptumHealth Financial Services, Inc.	Ownership	100.0	UnitedHealth Group Incorporated	
		00000	36-3437660				Optum Biometrics, Inc.	IL	NIA	OptumHealth Care Solutions, Inc.	Ownership	100.0	UnitedHealth Group Incorporated	
		00000	45-3142512				Optum Clinical Services, Inc.	DE	NIA	Collaborative Care Holdings, LLC	Ownership	100.0	UnitedHealth Group Incorporated	
		00000	37-1782217				Optum Clinics Holdings, Inc.	DE	NIA	Collaborative Care Holdings, LLC	Ownership	97.2	UnitedHealth Group Incorporated	0000007
		00000	38-3969193				Optum Clinics Intermediate Holdings, Inc.	DE	NIA	Optum Clinics Holdings, Inc.	Ownership	100.0	UnitedHealth Group Incorporated	
		00000	98-1201187				Optum Global Solutions International B.V.	NLD	NIA	Optum Technology, Inc.	Ownership	100.0	UnitedHealth Group Incorporated	
		00000	04-3574101				Optum Government Solutions, Inc.	DE	NIA	OptumInsight, Inc.	Ownership	100.0	UnitedHealth Group Incorporated	
		00000					Optum Health & Technology (Australia) Pty Ltd	AUS	NIA	Optum Health Solutions (UK) Limited	Ownership	100.0	UnitedHealth Group Incorporated	
		00000	98-1095799				Optum Health & Technology (India) Private Limited	IND	NIA	OptumHealth International B.V.	Ownership	100.0	UnitedHealth Group Incorporated	
		00000	98-1095799				Optum Health & Technology (India) Private Limited	IND	NIA	United Behavioral Health	Ownership	0.0	UnitedHealth Group Incorporated	
		00000					Optum Health & Technology (Singapore) Pte. Ltd.	SGP	NIA	OptumHealth International B.V.	Ownership	100.0	UnitedHealth Group Incorporated	
		00000	98-1095879				Optum Health & Technology (UK) Limited	GBR	NIA	Optum UK Solutions Group Limited	Ownership	100.0	UnitedHealth Group Incorporated	
		00000	20-2149493				Optum Health & Technology (US), LLC	MO	NIA	United Behavioral Health	Ownership	100.0	UnitedHealth Group Incorporated	
		00000	88-0492251				Optum Health & Technology FZ-LLC	UAE	NIA	Optum Global Solutions International B.V.	Ownership	100.0	UnitedHealth Group Incorporated	
		00000	43-1747235				Optum Health & Technology Holdings (US), LLC	MO	NIA	Optum, Inc.	Ownership	100.0	UnitedHealth Group Incorporated	
		00000	98-1184561				Optum Health & Technology Serviços Do Brasil Ltda.	BRA	NIA	OptumHealth International B.V.	Ownership	99.0	UnitedHealth Group Incorporated	
		00000	98-1184561				Optum Health & Technology Serviços Do Brasil Ltda.	BRA	NIA	OptumInsight, Inc.	Ownership	1.0	UnitedHealth Group Incorporated	
		00000	98-1097921				Optum Health Services (Canada) Ltd.	CAN	NIA	Optum Health & Technology Holdings (US), LLC	Ownership	100.0	UnitedHealth Group Incorporated	
		00000	98-1147355				Optum Health Solutions (UK) Limited	GBR	NIA	Optum UK Solutions Group Limited	Ownership	100.0	UnitedHealth Group Incorporated	
		00000	46-4734521				Optum Labs Dimensions, Inc.	DE	NIA	Optum Labs, Inc.	Ownership	100.0	UnitedHealth Group Incorporated	
		00000	98-1249178				Optum Labs International (UK) Ltd.	GBR	NIA	Optum, Inc.	Ownership	100.0	UnitedHealth Group Incorporated	
		00000	46-1615964				Optum Labs, Inc.	DE	NIA	Optum, Inc.	Ownership	100.0	UnitedHealth Group Incorporated	
		00000	98-1209730				Optum Life Sciences (Canada) Inc.	CAN	NIA	OptumInsight Life Sciences, Inc.	Ownership	100.0	UnitedHealth Group Incorporated	
		00000	98-1098190				Optum Management Consulting (Shanghai) Co., Ltd.	CHN	NIA	Optum Health & Technology Holdings (US), LLC	Ownership	100.0	UnitedHealth Group Incorporated	

Q13.9

SCHEDULE Y

PART 1A - DETAIL OF INSURANCE HOLDING COMPANY SYSTEM

1	2	3	4	5	6	7	8	9	10	11	12	13	14	15
Group Code	Group Name	NAIC Company Code	ID Number	FEDERAL RSSD	CIK	Name of Securities Exchange if Publicly Traded (U.S. or International)	Names of Parent, Subsidiaries Or Affiliates	Domiciliary Location	Relationship to Reporting Entity	Directly Controlled by (Name of Entity / Person)	Type of Control (Ownership, Board, Management, Attorney-in-Fact, Influence, Other)	If Control is Ownership Provide Percentage	Ultimate Controlling Entity(ies) / Person(s)	*
Q13.10		00000	90-1001805				Optum Nevada Accountable Care Organization LLC	DE	NIA	Collaborative Care Holdings, LLC	Ownership	100.0	UnitedHealth Group Incorporated	
		00000	20-8911466				Optum Palliative and Hospice Care of Pennsylvania, Inc.	TN	NIA	Hospice Inspiris Holdings, Inc.	Ownership	100.0	UnitedHealth Group Incorporated	
		00000	20-8911303				Optum Palliative and Hospice Care of Texas, Inc.	TN	NIA	Hospice Inspiris Holdings, Inc.	Ownership	100.0	UnitedHealth Group Incorporated	
		00000	30-0226127				Optum Palliative and Hospice Care, Inc.	DE	NIA	Collaborative Care Holdings, LLC	Ownership	100.0	UnitedHealth Group Incorporated	
		00000	20-4581265				Optum Public Sector Solutions, Inc.	DE	NIA	OptumInsight, Inc.	Ownership	100.0	UnitedHealth Group Incorporated	
		00000	46-3328009				Optum Rocket, Inc.	DE	NIA	OptumInsight, Inc.	Ownership	100.0	UnitedHealth Group Incorporated	
		00000	45-4683454				Optum Services, Inc.	DE	NIA	Optum, Inc.	Ownership	100.0	UnitedHealth Group Incorporated	
		00000	98-0644599				Optum Solutions UK Holdings Limited	GBR	NIA	Optum, Inc.	Ownership	100.0	UnitedHealth Group Incorporated	
		00000	46-5713629				Optum Technology, Inc.	DE	NIA	Optum, Inc.	Ownership	100.0	UnitedHealth Group Incorporated	
		00000	98-1097769				Optum UK Solutions Group Limited	GBR	NIA	Optum Solutions UK Holdings Limited	Ownership	100.0	UnitedHealth Group Incorporated	
		00000	30-0580620		003119994		Optum, Inc.	DE	UIP	United HealthCare Services, Inc.	Ownership	100.0	UnitedHealth Group Incorporated	
		00000	46-3983926				Optum360 Services, Inc.	DE	NIA	Optum Rocket, Inc.	Ownership	75.0	UnitedHealth Group Incorporated	0000006
		00000	46-3328307				Optum360, LLC	DE	NIA	Optum Rocket, Inc.	Ownership	75.0	UnitedHealth Group Incorporated	0000006
		00000	41-1591944				OptumHealth Care Solutions, Inc.	MN	NIA	OptumHealth Holdings, LLC	Ownership	100.0	UnitedHealth Group Incorporated	
		00000	47-0858530				OptumHealth Financial Services, Inc.	DE	NIA	OptumHealth Holdings, LLC	Ownership	100.0	UnitedHealth Group Incorporated	
		00000	47-1192395				OptumHealth Holdings, LLC	DE	NIA	Optum, Inc.	Ownership	100.0	UnitedHealth Group Incorporated	
		00000	98-1106868				OptumHealth International B.V.	NLD	NIA	Optum, Inc.	Ownership	100.0	UnitedHealth Group Incorporated	
		00000					OptumInsight Holdings, LLC	DE	NIA	Optum, Inc.	Ownership	100.0	UnitedHealth Group Incorporated	
		00000	04-3383745				OptumInsight Life Sciences, Inc.	DE	NIA	OptumInsight, Inc.	Ownership	100.0	UnitedHealth Group Incorporated	
		00000	41-1858498				OptumInsight, Inc.	DE	NIA	OptumInsight Holdings, LLC	Ownership	100.0	UnitedHealth Group Incorporated	
		00000	47-4734235				OptumRx Group Holdings, Inc.	DE	UIP	Optum, Inc.	Ownership	100.0	UnitedHealth Group Incorporated	
		00000					OptumRx Holdings, LLC	DE	NIA	Optum, Inc.	Ownership	100.0	UnitedHealth Group Incorporated	
		00000	20-0151096				OptumRx NY IPA, Inc.	NY	NIA	OptumRx, Inc.	Ownership	100.0	UnitedHealth Group Incorporated	
		00000	47-3146510				OptumRx Pharmacy, Inc.	DE	NIA	OptumRx, Inc.	Ownership	100.0	UnitedHealth Group Incorporated	
		00000	33-0441200				OptumRx, Inc.	CA	NIA	OptumRx Holdings, LLC	Ownership	100.0	UnitedHealth Group Incorporated	

SCHEDULE Y

PART 1A - DETAIL OF INSURANCE HOLDING COMPANY SYSTEM

1	2	3	4	5	6	7	8	9	10	11	12	13	14	15
Group Code	Group Name	NAIC Company Code	ID Number	FEDERAL RSSD	CIK	Name of Securities Exchange if Publicly Traded (U.S. or International)	Names of Parent, Subsidiaries Or Affiliates	Domiciliary Location	Relationship to Reporting Entity	Directly Controlled by (Name of Entity / Person)	Type of Control (Ownership, Board, Management, Attorney-in-Fact, Influence, Other)	If Control is Ownership Provide Percentage	Ultimate Controlling Entity(ies) / Person(s)	*
Q13.11		00000	13-3960641				OrthoNet Holdings, Inc.	DE	NIA	OptumHealth Care Solutions, Inc.	Ownership	100.0	UnitedHealth Group Incorporated	
		00000	13-3818652				OrthoNet LLC	NY	NIA	OrthoNet Holdings, Inc.	Ownership	100.0	UnitedHealth Group Incorporated	
		00000	13-4025898				OrthoNet New York IPA, Inc.	NY	NIA	OrthoNet Holdings, Inc.	Ownership	100.0	UnitedHealth Group Incorporated	
		00000	30-0029448				OrthoNet of the Mid-Atlantic, Inc.	DE	IA	OrthoNet Holdings, Inc.	Ownership	100.0	UnitedHealth Group Incorporated	
		00000	26-2884306				OrthoNet of the South, Inc.	DE	NIA	OrthoNet Holdings, Inc.	Ownership	100.0	UnitedHealth Group Incorporated	
		00000	46-1581769				OrthoNet Services, Inc.	DE	NIA	OrthoNet Holdings, Inc.	Ownership	100.0	UnitedHealth Group Incorporated	
		00000	20-0221966				OrthoNet West, Inc.	DE	NIA	OrthoNet Holdings, Inc.	Ownership	100.0	UnitedHealth Group Incorporated	
		00000	41-1921007				Ovations, Inc.	DE	NIA	United HealthCare Services, Inc.	Ownership	100.0	UnitedHealth Group Incorporated	
		00000	06-1587795				Oxford Benefit Management, Inc.	CT	NIA	Oxford Health Plans LLC	Ownership	100.0	UnitedHealth Group Incorporated	
	0707	UnitedHealth Group Incorporated	78026	22-2797560			Oxford Health Insurance, Inc.	NY	IA	UnitedHealthcare Insurance Company	Ownership	100.0	UnitedHealth Group Incorporated	
	0707	UnitedHealth Group Incorporated	96798	06-1181201			Oxford Health Plans (CT), Inc.	CT	IA	Oxford Health Plans LLC	Ownership	100.0	UnitedHealth Group Incorporated	
	0707	UnitedHealth Group Incorporated	95506	22-2745725			Oxford Health Plans (NJ), Inc.	NJ	IA	Oxford Health Plans LLC	Ownership	100.0	UnitedHealth Group Incorporated	
	0707	UnitedHealth Group Incorporated	95479	06-1181200			Oxford Health Plans (NY), Inc.	NY	IA	Oxford Health Plans LLC	Ownership	100.0	UnitedHealth Group Incorporated	
			00000	52-2443751			Oxford Health Plans LLC	DE	NIA	UnitedHealth Group Incorporated	Ownership	100.0	UnitedHealth Group Incorporated	
	0707	UnitedHealth Group Incorporated	70785	35-1137395			PacifiCare Life and Health Insurance Company	IN	IA	United HealthCare Services, Inc.	Ownership	100.0	UnitedHealth Group Incorporated	
	0707	UnitedHealth Group Incorporated	84506	95-2829463			PacifiCare Life Assurance Company	CO	IA	United HealthCare Services, Inc.	Ownership	100.0	UnitedHealth Group Incorporated	
	0707	UnitedHealth Group Incorporated	95617	94-3267522			PacifiCare of Arizona, Inc.	AZ	IA	United HealthCare Services, Inc.	Ownership	100.0	UnitedHealth Group Incorporated	
	0707	UnitedHealth Group Incorporated	95434	84-1011378			PacifiCare of Colorado, Inc.	CO	IA	United HealthCare Services, Inc.	Ownership	100.0	UnitedHealth Group Incorporated	
	0707	UnitedHealth Group Incorporated	95685	86-0875231			PacifiCare of Nevada, Inc.	NV	IA	United HealthCare Services, Inc.	Ownership	100.0	UnitedHealth Group Incorporated	
			00000	62-1451147			Payment Resolution Services, LLC	TN	NIA	OptumInsight, Inc.	Ownership	100.0	UnitedHealth Group Incorporated	
		00000	75-3265056			PCCCV, Inc.	CA	NIA	PrimeCare Medical Network, Inc.	Ownership	100.0	UnitedHealth Group Incorporated		
		00000	20-2447772			PCN DE Corp.	DE	NIA	Catamaran PBM of Illinois, Inc.	Ownership	100.0	UnitedHealth Group Incorporated		
		00000	68-0044962			Pharmaceutical Care Network	CA	NIA	PCN DE Corp.	Ownership	100.0	UnitedHealth Group Incorporated		
		00000	35-2288416			PHC Subsidiary Holdings, LLC	TX	NIA	United HealthCare Services, Inc.	Ownership	100.0	UnitedHealth Group Incorporated		
		00000	20-8016933			PHYS Holding Corp.	DE	NIA	MedSynergies, Inc.	Ownership	100.0	UnitedHealth Group Incorporated		

SCHEDULE Y

PART 1A - DETAIL OF INSURANCE HOLDING COMPANY SYSTEM

1	2	3	4	5	6	7	8	9	10	11	12	13	14	15
Group Code	Group Name	NAIC Company Code	ID Number	FEDERAL RSSD	CIK	Name of Securities Exchange if Publicly Traded (U.S. or International)	Names of Parent, Subsidiaries Or Affiliates	Domiciliary Location	Relationship to Reporting Entity	Directly Controlled by (Name of Entity / Person)	Type of Control (Ownership, Board, Management, Attorney-in-Fact, Influence, Other)	If Control is Ownership Provide Percentage	Ultimate Controlling Entity(ies) / Person(s)	*
013.12	0707 UnitedHealth Group Incorporated	00000	20-8016984				PhyServe Holdings, Inc.	DE	NIA	MedSynergies, Inc.	Ownership	100.0	UnitedHealth Group Incorporated	
		00000	80-0654665				Physician Care Partners, Inc.	IL	NIA	North American Medical Management - Illinois, Inc.	Ownership	100.0	UnitedHealth Group Incorporated	
		1149400000	04-367725552-1162824				Physicians Health Choice of Texas, LLC	TX	IA	PHC Subsidiary Holdings, LLC	Ownership	100.0	UnitedHealth Group Incorporated	
		00000					Physicians Health Plan of Maryland, Inc.	MD	NIA	United HealthCare Services, Inc.	Ownership	100.0	UnitedHealth Group Incorporated	
		00000					Plus One Health Management Puerto Rico, Inc.	PR	NIA	Plus One Holdings, Inc.	Ownership	100.0	UnitedHealth Group Incorporated	
		00000	13-3613705				Plus One Holdings, Inc.	DE	NIA	OptumHealth Care Solutions, Inc.	Ownership	100.0	UnitedHealth Group Incorporated	
		00000	98-1083164				Polar II Fundo de Investimento em Participações	BRA	NIA	UnitedHealthcare International IV S.á.r.l.	Ownership	100.0	UnitedHealth Group Incorporated	
		00000	75-2741619				ppoONE, Inc.	DE	NIA	United HealthCare Services, Inc.	Ownership	100.0	UnitedHealth Group Incorporated	
		00000	65-0683927				Preferred Care Partners Holding, Corp.	FL	NIA	United HealthCare Services, Inc.	Ownership	100.0	UnitedHealth Group Incorporated	
		00000	26-1845018				Preferred Care Partners Medical Group, Inc.	FL	NIA	Preferred Care Partners Holding, Corp.	Ownership	100.0	UnitedHealth Group Incorporated	
	0707 UnitedHealth Group Incorporated	1117600000	65-088589375-3265059				Preferred Care Partners, Inc.	FL	IA	Preferred Care Partners Holding, Corp.	Ownership	100.0	UnitedHealth Group Incorporated	
		00000	75-3265059				Premier Choice ACO, Inc.	CA	NIA	PrimeCare Medical Network, Inc.	Ownership	100.0	UnitedHealth Group Incorporated	
		00000	88-0253112				Prime Health, Inc.	NV	NIA	Sierra Health Services, Inc.	Ownership	100.0	UnitedHealth Group Incorporated	
		933-00000	33-060747887-0757397				PrimeCare Medical Network, Inc.	CA	IA	NAMM Holdings, Inc.	Ownership	100.0	UnitedHealth Group Incorporated	
	0707 UnitedHealth Group Incorporated	00000	33-0674407				PrimeCare of Citrus Valley, Inc.	CA	NIA	PrimeCare Medical Network, Inc.	Ownership	80.0	UnitedHealth Group Incorporated	0000001
		00000	33-0674407				PrimeCare of Corona, Inc.	CA	NIA	PrimeCare Medical Network, Inc.	Ownership	100.0	UnitedHealth Group Incorporated	
		00000	33-0674401				PrimeCare of Hemet Valley, Inc.	CA	NIA	PrimeCare Medical Network, Inc.	Ownership	100.0	UnitedHealth Group Incorporated	
		00000	33-0674408				PrimeCare of Inland Valley, Inc.	CA	NIA	PrimeCare Medical Network, Inc.	Ownership	100.0	UnitedHealth Group Incorporated	
		00000	33-0674402				PrimeCare of Moreno Valley, Inc.	CA	NIA	PrimeCare Medical Network, Inc.	Ownership	100.0	UnitedHealth Group Incorporated	
		00000	33-0674400				PrimeCare of Redlands, Inc.	CA	NIA	PrimeCare Medical Network, Inc.	Ownership	100.0	UnitedHealth Group Incorporated	
00000		33-0674404				PrimeCare of Riverside, Inc.	CA	NIA	PrimeCare Medical Network, Inc.	Ownership	100.0	UnitedHealth Group Incorporated		
00000		14-1915328				PrimeCare of San Bernardino, Inc.	CA	NIA	PrimeCare Medical Network, Inc.	Ownership	100.0	UnitedHealth Group Incorporated		
00000		33-0698439				PrimeCare of Sun City, Inc.	CA	NIA	PrimeCare Medical Network, Inc.	Ownership	100.0	UnitedHealth Group Incorporated		
00000		33-0674409				PrimeCare of Temecula, Inc.	CA	NIA	PrimeCare Medical Network, Inc.	Ownership	100.0	UnitedHealth Group Incorporated		

SCHEDULE Y

PART 1A - DETAIL OF INSURANCE HOLDING COMPANY SYSTEM

1	2	3	4	5	6	7	8	9	10	11	12	13	14	15
Group Code	Group Name	NAIC Company Code	ID Number	FEDERAL RSSD	CIK	Name of Securities Exchange if Publicly Traded (U.S. or International)	Names of Parent, Subsidiaries Or Affiliates	Domiciliary Location	Relationship to Reporting Entity	Directly Controlled by (Name of Entity / Person)	Type of Control (Ownership, Board, Management, Attorney-in-Fact, Influence, Other)	If Control is Ownership Provide Percentage	Ultimate Controlling Entity(ies) / Person(s)	*
Q13.13	UnitedHealth Group Incorporated	00000	14-1873402				Procura Management, Inc.	DE	NIA	Healthcare Solutions, Inc.	Ownership	100.0	UnitedHealth Group Incorporated	
		00000	32-0229091				ProHEALTH Fitness of Lake Success, LLC	NY	NIA	ProHealth Medical Management, LLC	Ownership	82.6	UnitedHealth Group Incorporated	0000006
		00000	47-1049961				ProHealth Medical Management, LLC	DE	NIA	Collaborative Care Holdings, LLC	Ownership	80.0	UnitedHealth Group Incorporated	0000001
		00000	32-0455430				ProHealth Proton Center Management, LLC	DE	NIA	ProHealth Medical Management, LLC	Ownership	100.0	UnitedHealth Group Incorporated	
		00000	98-1103015				QSSI Technologies India Private Limited	IND	NIA	Quality Software Services, Inc.	Ownership	99.9	UnitedHealth Group Incorporated	0000006
		00000	52-2016292				Quality Software Services, Inc.	MD	NIA	OptumInsight, Inc.	Ownership	100.0	UnitedHealth Group Incorporated	
		00000	26-3168754				R&H Family Fitness Unlimited LLC	TX	NIA	WellMed Medical Management, Inc.	Ownership	100.0	UnitedHealth Group Incorporated	
		00000	35-2493256				Rally Health, Inc.	DE	NIA	Optum Services, Inc.	Ownership	74.0	UnitedHealth Group Incorporated	0000008
		00000	80-0947972				Real Appeal, Inc.	DE	NIA	UnitedHealth Group Ventures, LLC	Ownership	98.0	UnitedHealth Group Incorporated	0000002
		00000	74-3103518				RxCare Providers Corp.	NY	NIA	Salveo Specialty Pharmacy, Inc.	Ownership	100.0	UnitedHealth Group Incorporated	
		00000	45-2219585				Salveo Specialty Pharmacy, Inc.	DE	NIA	Catamaran LLC	Ownership	100.0	UnitedHealth Group Incorporated	
		00000	88-0492251				ScripNet, LLC	DE	NIA	Healthcare Solutions, Inc.	Ownership	100.0	UnitedHealth Group Incorporated	
		00000					ScriptSwitch Limited	GBR	NIA	Optum UK Solutions Group Limited	Ownership	100.0	UnitedHealth Group Incorporated	
		00000	98-1202716				Seisa Serviços Integrados de Saúde Ltda.	BRA	NIA	Amil Assistência Médica Internacional S.A.	Ownership	100.0	UnitedHealth Group Incorporated	
		00000	98-1202716				Seisa Serviços Integrados de Saúde Ltda.	BRA	NIA	Dental Center Serviços Odontológicos Ltda.	Ownership	0.0	UnitedHealth Group Incorporated	
		00000	20-4763091				Senior Care Partners, Inc.	IL	NIA	North American Medical Management - Illinois, Inc.	Ownership	100.0	UnitedHealth Group Incorporated	
		71420	94-0734860				Sierra Health and Life Insurance Company, Inc.	NV	IA	Sierra Health Services, Inc.	Ownership	100.0	UnitedHealth Group Incorporated	
		00000	88-0200415				Sierra Health Services, Inc.	NV	NIA	UnitedHealthcare, Inc.	Ownership	100.0	UnitedHealth Group Incorporated	
		00000	88-0254322				Sierra Health-Care Options, Inc.	NV	NIA	Sierra Health Services, Inc.	Ownership	100.0	UnitedHealth Group Incorporated	
		00000	88-0385705				Sierra Home Medical Products, Inc.	NV	NIA	Sierra Health Services, Inc.	Ownership	100.0	UnitedHealth Group Incorporated	
		00000	88-0264562				Sierra Nevada Administrators, Inc.	NV	NIA	Sierra Health Services, Inc.	Ownership	100.0	UnitedHealth Group Incorporated	
		00000	88-0201420				Southwest Medical Associates, Inc.	NV	NIA	Sierra Health Services, Inc.	Ownership	100.0	UnitedHealth Group Incorporated	
		00000	38-2609888				Southwest Michigan Health Network Inc.	MI	NIA	UnitedHealthcare, Inc.	Ownership	100.0	UnitedHealth Group Incorporated	
		00000	41-1921983				Specialty Benefits, LLC	DE	NIA	United HealthCare Services, Inc.	Ownership	100.0	UnitedHealth Group Incorporated	
		00000	71-0886811				Spectera of New York, IPA, Inc.	NY	NIA	Spectera, Inc.	Ownership	100.0	UnitedHealth Group Incorporated	

SCHEDULE Y**PART 1A - DETAIL OF INSURANCE HOLDING COMPANY SYSTEM**

1	2	3	4	5	6	7	8	9	10	11	12	13	14	15
Group Code	Group Name	NAIC Company Code	ID Number	FEDERAL RSSD	CIK	Name of Securities Exchange if Publicly Traded (U.S. or International)	Names of Parent, Subsidiaries Or Affiliates	Domiciliary Location	Relationship to Reporting Entity	Directly Controlled by (Name of Entity / Person)	Type of Control (Ownership, Board, Management, Attorney-in-Fact, Influence, Other)	If Control is Ownership Provide Percentage	Ultimate Controlling Entity(ies) / Person(s)	*
		00000	52-1260282				Spectera, Inc.	MD	NIA	Specialty Benefits, LLC	Ownership	100.0	UnitedHealth Group Incorporated	
		00000	46-5587702				Spotlite, Inc.	DE	NIA	Rally Health, Inc.	Ownership	100.0	UnitedHealth Group Incorporated	
		00000					SXC Comet, LLC	DE	NIA	Catamaran LLC	Ownership	100.0	UnitedHealth Group Incorporated	
		00000	56-1970224				The Lewin Group, Inc.	NC	NIA	Optum Public Sector Solutions, Inc.	Ownership	100.0	UnitedHealth Group Incorporated	
		00000	25-1825549				Three Rivers Holdings, Inc.	DE	NIA	AmeriChoice Corporation	Ownership	100.0	UnitedHealth Group Incorporated	
		00000	52-1431155				Travel Express Incorporated	MD	NIA	FrontierMEDEX, Inc.	Ownership	100.0	UnitedHealth Group Incorporated	
0707	UnitedHealth Group Incorporated	933-00000	94-3077084 41-1913059				U.S. Behavioral Health Plan, California UHC International Services, Inc.	CA	IA	United Behavioral Health UnitedHealth Group Incorporated	Ownership	100.0	UnitedHealth Group Incorporated	
0707	UnitedHealth Group Incorporated	933-00000	95-2931460				UHC of California UHG Brasil Participações S.A.	CA	IA	United HealthCare Services, Inc.	Ownership	100.0	UnitedHealth Group Incorporated	
		00000	41-1921008				UHC of California UHG Brasil Participações S.A.	BRA	NIA	Polar II Fundo de Investimento em Participações	Ownership	100.0	UnitedHealth Group Incorporated	
		00000	41-1921008				UHC of California UHG Brasil Participações S.A.	DE	NIA	United HealthCare Services, Inc.	Ownership	100.0	UnitedHealth Group Incorporated	
		00000	14-1892398				Ultima Rx, LLC	FL	NIA	United HealthCare Services, Inc.	Ownership	100.0	UnitedHealth Group Incorporated	
		00000	39-1995276				UMR, Inc.	DE	NIA	United HealthCare Services, Inc.	Ownership	100.0	UnitedHealth Group Incorporated	
0707	UnitedHealth Group Incorporated	91529	52-1996029				Unimerica Insurance Company Unimerica Life Insurance Company of New York	WI	IA	OptumHealth Holdings, LLC UnitedHealthcare Insurance Company	Ownership	100.0	UnitedHealth Group Incorporated	
0707	UnitedHealth Group Incorporated	1159600000	01-0637149 25-1877716				Unison Administrative Services, LLC	NY	IA	Unison Administrative Services, LLC	Ownership	100.0	UnitedHealth Group Incorporated	
		00000	20-5917714				Unison Health Plan of Delaware, Inc.	PA	NIA	Three Rivers Holdings, Inc.	Ownership	100.0	UnitedHealth Group Incorporated	
0707	UnitedHealth Group Incorporated	1303200000	26-0651931 94-2649097				Unison Health Plan of the Capital Area, Inc. United Behavioral Health	DE	IA	Three Rivers Holdings, Inc.	Ownership	100.0	UnitedHealth Group Incorporated	
		00000	41-1868911				United Behavioral Health of New York, I.P.A., Inc.	DC	IA	Three Rivers Holdings, Inc.	Ownership	100.0	UnitedHealth Group Incorporated	
		00000	41-1941615				United Behavioral Health United Health Foundation	CA	NIA	OptumHealth Holdings, LLC	Ownership	100.0	UnitedHealth Group Incorporated	
		00000	41-1289245	003410132			United HealthCare Services, Inc.	NY	NIA	United Behavioral Health UnitedHealth Group Incorporated	Ownership	100.0	UnitedHealth Group Incorporated	
		00000	30-0318238				United HealthCare Services, Inc.	MN	UIP	UnitedHealth Group Incorporated	Ownership	100.0	UnitedHealth Group Incorporated	
		00000	01-0538317				United Resource Networks IPA of New York, Inc.	NY	NIA	OptumHealth Care Solutions, Inc.	Ownership	100.0	UnitedHealth Group Incorporated	
		00000	98-1097761				UnitedHealth Advisors, LLC	ME	NIA	United HealthCare Services, Inc.	Ownership	100.0	UnitedHealth Group Incorporated	
		00000	98-1097761				UnitedHealth Group Global Healthcare Services Limited	IRL	NIA	Optum Global Solutions International B.V.	Ownership	100.0	UnitedHealth Group Incorporated	

Q13.14

SCHEDULE Y

PART 1A - DETAIL OF INSURANCE HOLDING COMPANY SYSTEM

1	2	3	4	5	6	7	8	9	10	11	12	13	14	15	
Group Code	Group Name	NAIC Company Code	ID Number	FEDERAL RSSD	CIK	Name of Securities Exchange if Publicly Traded (U.S. or International)	Names of Parent, Subsidiaries Or Affiliates	Domiciliary Location	Relationship to Reporting Entity	Directly Controlled by (Name of Entity / Person)	Type of Control (Ownership, Board, Management, Attorney-in-Fact, Influence, Other)	If Control is Ownership Provide Percentage	Ultimate Controlling Entity(ies) / Person(s)	*	
013.15	UnitedHealth Group Incorporated	00000	98-1097776				UnitedHealth Group Global Services, Inc.	PHL	NIA	Optum Global Solutions International B.V.	Ownership	100.0	UnitedHealth Group Incorporated		
		00000	41-1321939		0000731766	New York Stock Exchange	UnitedHealth Group Incorporated	DE	UIP						
		00000	98-1093259				UnitedHealth Group Information Services Private Limited	IND	NIA	Optum Global Solutions International B.V.	Ownership	99.4	UnitedHealth Group Incorporated		
		00000	98-1093259				UnitedHealth Group Information Services Private Limited	IND	NIA	UnitedHealth International, Inc.	Ownership	0.6	UnitedHealth Group Incorporated		
		00000	98-1079826				UnitedHealth Group International GP	CYM	NIA	UnitedHealth Group Incorporated	Ownership	100.0	UnitedHealth Group Incorporated		
		00000	98-1080118				UnitedHealth Group International L.P.	CYM	NIA	UnitedHealth Group Incorporated	Ownership	84.9	UnitedHealth Group Incorporated	0000009	
		00000	98-1080118				UnitedHealth Group International L.P.	CYM	NIA	FMG Holdings, LLC	Ownership	14.9	UnitedHealth Group Incorporated	0000009	
		00000	98-1080118				UnitedHealth Group International L.P.	CYM	NIA	Hygeia Corporation	Ownership	0.2	UnitedHealth Group Incorporated	0000009	
		00000	46-3311984				UnitedHealth Group Ventures, LLC	DE	NIA	UnitedHealth Group Incorporated	Ownership	100.0	UnitedHealth Group Incorporated		
		00000	41-1917398				UnitedHealth International, Inc.	DE	NIA	UnitedHealth Group Incorporated	Ownership	100.0	UnitedHealth Group Incorporated		
		00000	26-2574977				UnitedHealth Military & Veterans Services, LLC	DE	NIA	United HealthCare Services, Inc.	Ownership	100.0	UnitedHealth Group Incorporated		
		00000	98-0559902				UnitedHealth UK Limited	GBR	NIA	Optum UK Solutions Group Limited	Ownership	100.0	UnitedHealth Group Incorporated		
		0707	UnitedHealth Group Incorporated	95174	33-0115163			UnitedHealthcare Benefits of Texas, Inc.	TX	IA	United HealthCare Services, Inc.	Ownership	100.0	UnitedHealth Group Incorporated	
				00000	47-3221444			UnitedHealthcare Benefits Plan of California	CA	IA	United HealthCare Services, Inc.	Ownership	100.0	UnitedHealth Group Incorporated	
				00000	46-4348775			UnitedHealthcare Community Plan of California, Inc.	CA	NIA	AmeriChoice Corporation	Ownership	100.0	UnitedHealth Group Incorporated	
		0707	UnitedHealth Group Incorporated	13168	26-2688274			UnitedHealthcare Community Plan of Georgia, Inc.	GA	IA	AmeriChoice Corporation	Ownership	100.0	UnitedHealth Group Incorporated	
		0707	UnitedHealth Group Incorporated	12323	56-2451429			UnitedHealthcare Community Plan of Ohio, Inc.	OH	IA	Three Rivers Holdings, Inc.	Ownership	100.0	UnitedHealth Group Incorporated	
		0707	UnitedHealth Group Incorporated	11141	91-2008361			UnitedHealthcare Community Plan of Texas, L.L.C.	TX	IA	Ovations, Inc.	Ownership	100.0	UnitedHealth Group Incorporated	
		0707	UnitedHealth Group Incorporated	95467	38-3204052			UnitedHealthcare Community Plan, Inc.	MI	IA	AmeriChoice Corporation	Ownership	100.0	UnitedHealth Group Incorporated	
				00000	98-1200034			UnitedHealthcare Consulting & Assistance Service (Beijing) Co., Ltd.	CHN	NIA	UnitedHealthcare International I B.V.	Ownership	100.0	UnitedHealth Group Incorporated	
		00000	98-1199879			UnitedHealthcare Europe S.á.r.l.	LUX	NIA	UnitedHealthcare International V S.á.r.l.	Ownership	100.0	UnitedHealth Group Incorporated			
		00000	98-1099116			UnitedHealthcare India Private Limited	IND	NIA	UnitedHealthcare International II B.V.	Ownership	100.0	UnitedHealth Group Incorporated			
		00000	98-1099116			UnitedHealthcare India Private Limited	IND	NIA	UnitedHealth International, Inc.	Ownership	0.0	UnitedHealth Group Incorporated			

SCHEDULE Y

PART 1A - DETAIL OF INSURANCE HOLDING COMPANY SYSTEM

1	2	3	4	5	6	7	8	9	10	11	12	13	14	15
Group Code	Group Name	NAIC Company Code	ID Number	FEDERAL RSSD	CIK	Name of Securities Exchange if Publicly Traded (U.S. or International)	Names of Parent, Subsidiaries Or Affiliates	Domiciliary Location	Relationship to Reporting Entity	Directly Controlled by (Name of Entity / Person)	Type of Control (Ownership, Board, Management, Attorney-in-Fact, Influence, Other)	If Control is Ownership Provide Percentage	Ultimate Controlling Entity(ies) / Person(s)	*
0707	UnitedHealth Group Incorporated	79413	36-2739571				UnitedHealthcare Insurance Company	CT	IA	UHC Holdings, Inc.	Ownership	100.0	UnitedHealth Group Incorporated	
0707	UnitedHealth Group Incorporated	60318	36-3800349				UnitedHealthcare Insurance Company of Illinois	IL	IA	UnitedHealthcare Insurance Company	Ownership	100.0	UnitedHealth Group Incorporated	
0707	UnitedHealth Group Incorporated	60093	11-3283886				UnitedHealthcare Insurance Company of New York	NY	IA	UnitedHealthcare Insurance Company	Ownership	100.0	UnitedHealth Group Incorporated	
0707	UnitedHealth Group Incorporated	12231	20-1902768				UnitedHealthcare Insurance Company of the River Valley	IL	IA	UnitedHealthcare Services Company of the River Valley, Inc.	Ownership	100.0	UnitedHealth Group Incorporated	
		00000	86-0618309				UnitedHealthcare Integrated Services, Inc.	AZ	IA	Ovations, Inc.	Ownership	100.0	UnitedHealth Group Incorporated	
		00000	41-1988797				UnitedHealthcare International Asia, LLC	DE	NIA	UnitedHealth Group Incorporated	Ownership	100.0	UnitedHealth Group Incorporated	
		00000	98-1100512				UnitedHealthcare International I B.V.	NLD	NIA	UnitedHealth Group International L.P.	Ownership	100.0	UnitedHealth Group Incorporated	
		00000	98-1079595				UnitedHealthcare International I S.á.r.l.	LUX	NIA	UnitedHealth Group International L.P.	Ownership	100.0	UnitedHealth Group Incorporated	
		00000	98-1100980				UnitedHealthcare International II B.V.	NLD	NIA	UnitedHealthcare International I B.V.	Ownership	100.0	UnitedHealth Group Incorporated	
		00000	98-1079459				UnitedHealthcare International II S.á.r.l.	LUX	NIA	UnitedHealthcare International I S.á.r.l.	Ownership	100.0	UnitedHealth Group Incorporated	
		00000	98-1077436				UnitedHealthcare International III S.á.r.l.	LUX	NIA	UnitedHealthcare International IV S.á.r.l.	Ownership	100.0	UnitedHealth Group Incorporated	
		00000	98-1080926				UnitedHealthcare International IV S.á.r.l.	LUX	NIA	UnitedHealthcare International II S.á.r.l.	Ownership	100.0	UnitedHealth Group Incorporated	
		00000	98-1257473				UnitedHealthcare International V S.á.r.l.	LUX	NIA	UnitedHealth Group International L.P.	Ownership	100.0	UnitedHealth Group Incorporated	
0707	UnitedHealth Group Incorporated	97179	86-0207231				UnitedHealthcare Life Insurance Company	WI	IA	Golden Rule Financial Corporation	Ownership	100.0	UnitedHealth Group Incorporated	
0707	UnitedHealth Group Incorporated	95784	63-0899562				UnitedHealthcare of Alabama, Inc.	AL	IA	UnitedHealthcare, Inc.	Ownership	100.0	UnitedHealth Group Incorporated	
0707	UnitedHealth Group Incorporated	96016	86-0507074				UnitedHealthcare of Arizona, Inc.	AZ	IA	UnitedHealthcare, Inc.	Ownership	100.0	UnitedHealth Group Incorporated	
0707	UnitedHealth Group Incorporated	95446	63-1036819				UnitedHealthcare of Arkansas, Inc.	AR	IA	UnitedHealthcare, Inc.	Ownership	100.0	UnitedHealth Group Incorporated	
0707	UnitedHealth Group Incorporated	95090	84-1004639				UnitedHealthcare of Colorado, Inc.	CO	IA	UnitedHealthcare, Inc.	Ownership	100.0	UnitedHealth Group Incorporated	
0707	UnitedHealth Group Incorporated	95264	59-1293865				UnitedHealthcare of Florida, Inc.	FL	IA	UnitedHealthcare, Inc.	Ownership	100.0	UnitedHealth Group Incorporated	
0707	UnitedHealth Group Incorporated	95850	58-1653544				UnitedHealthcare of Georgia, Inc.	GA	IA	UnitedHealthcare, Inc.	Ownership	100.0	UnitedHealth Group Incorporated	
0707	UnitedHealth Group Incorporated	95776	36-3280214				UnitedHealthcare of Illinois, Inc.	IL	IA	UnitedHealthcare, Inc.	Ownership	100.0	UnitedHealth Group Incorporated	
0707	UnitedHealth Group Incorporated	96644	62-1240316				UnitedHealthcare of Kentucky, Ltd.	KY	IA	United HealthCare Services, Inc.	Ownership	94.2	UnitedHealth Group Incorporated	0000010
0707	UnitedHealth Group Incorporated	96644	62-1240316				UnitedHealthcare of Kentucky, Ltd.	KY	IA	UnitedHealthcare, Inc.	Ownership	5.8	UnitedHealth Group Incorporated	0000010
0707	UnitedHealth Group Incorporated	95833	72-1074008				UnitedHealthcare of Louisiana, Inc.	LA	IA	UnitedHealthcare, Inc.	Ownership	100.0	UnitedHealth Group Incorporated	

Q13.16

SCHEDULE Y

PART 1A - DETAIL OF INSURANCE HOLDING COMPANY SYSTEM

1	2	3	4	5	6	7	8	9	10	11	12	13	14	15
Group Code	Group Name	NAIC Company Code	ID Number	FEDERAL RSSD	CIK	Name of Securities Exchange if Publicly Traded (U.S. or International)	Names of Parent, Subsidiaries Or Affiliates	Domiciliary Location	Relationship to Reporting Entity	Directly Controlled by (Name of Entity / Person)	Type of Control (Ownership, Board, Management, Attorney-in-Fact, Influence, Other)	If Control is Ownership Provide Percentage	Ultimate Controlling Entity(ies) / Person(s)	*
0707	UnitedHealth Group Incorporated	95716	63-1036817				UnitedHealthcare of Mississippi, Inc.	MS	IA	UnitedHealthcare, Inc.	Ownership	100.0	UnitedHealth Group Incorporated	
0707	UnitedHealth Group Incorporated	95149	05-0413469				UnitedHealthcare of New England, Inc.	RI	IA	United HealthCare Services, Inc.	Ownership	100.0	UnitedHealth Group Incorporated	
0707	UnitedHealth Group Incorporated	13214	26-2697886				UnitedHealthcare of New Mexico, Inc.	NM	IA	UnitedHealthcare Insurance Company	Ownership	100.0	UnitedHealth Group Incorporated	
0707	UnitedHealth Group Incorporated	95085	06-1172891				UnitedHealthcare of New York, Inc.	NY	IA	AmeriChoice Corporation	Ownership	100.0	UnitedHealth Group Incorporated	
0707	UnitedHealth Group Incorporated	95103	56-1461010				UnitedHealthcare of North Carolina, Inc.	NC	IA	UnitedHealthcare, Inc.	Ownership	100.0	UnitedHealth Group Incorporated	
0707	UnitedHealth Group Incorporated	95186	31-1142815				UnitedHealthcare of Ohio, Inc.	OH	IA	United HealthCare Services, Inc.	Ownership	100.0	UnitedHealth Group Incorporated	
0707	UnitedHealth Group Incorporated	96903	33-0115166				UnitedHealthcare of Oklahoma, Inc.	OK	IA	United HealthCare Services, Inc.	Ownership	100.0	UnitedHealth Group Incorporated	
0707	UnitedHealth Group Incorporated	95893	93-0938819				UnitedHealthcare of Oregon, Inc.	OR	IA	United HealthCare Services, Inc.	Ownership	100.0	UnitedHealth Group Incorporated	
0707	UnitedHealth Group Incorporated	95220	25-1756858				UnitedHealthcare of Pennsylvania, Inc.	PA	IA	Three Rivers Holdings, Inc.	Ownership	100.0	UnitedHealth Group Incorporated	
0707	UnitedHealth Group Incorporated	95765	95-3939697				UnitedHealthcare of Texas, Inc.	TX	IA	UnitedHealthcare, Inc.	Ownership	100.0	UnitedHealth Group Incorporated	
0707	UnitedHealth Group Incorporated	95025	52-1130183				UnitedHealthcare of the Mid-Atlantic, Inc.	MD	IA	UnitedHealthcare, Inc.	Ownership	100.0	UnitedHealth Group Incorporated	
0707	UnitedHealth Group Incorporated	95591	47-0676824				UnitedHealthcare of the Midlands, Inc.	NE	IA	UnitedHealthcare, Inc.	Ownership	100.0	UnitedHealth Group Incorporated	
0707	UnitedHealth Group Incorporated	96385	43-1361841				UnitedHealthcare of the Midwest, Inc.	MO	IA	UnitedHealthcare, Inc.	Ownership	100.0	UnitedHealth Group Incorporated	
0707	UnitedHealth Group Incorporated	95501	41-1488563				UnitedHealthcare of Utah, Inc.	UT	IA	UnitedHealthcare, Inc.	Ownership	100.0	UnitedHealth Group Incorporated	
0707	UnitedHealth Group Incorporated	48038	91-1312551				UnitedHealthcare of Washington, Inc.	WA	IA	United HealthCare Services, Inc.	Ownership	100.0	UnitedHealth Group Incorporated	
0707	UnitedHealth Group Incorporated	95710	39-1555888				UnitedHealthcare of Wisconsin, Inc.	WI	IA	UnitedHealthcare, Inc.	Ownership	100.0	UnitedHealth Group Incorporated	
0707	UnitedHealth Group Incorporated	95378	36-3379945				UnitedHealthcare Plan of the River Valley, Inc.	IL	IA	UnitedHealthcare Services Company of the River Valley, Inc.	Ownership	100.0	UnitedHealth Group Incorporated	
		00000	47-0854646				UnitedHealthcare Service LLC	DE	NIA	UnitedHealthcare Insurance Company	Ownership	100.0	UnitedHealth Group Incorporated	
		00000	36-3355110				UnitedHealthcare Services Company of the River Valley, Inc.	DE	NIA	UnitedHealthcare, Inc.	Ownership	100.0	UnitedHealth Group Incorporated	
		00000	01-0518346				UnitedHealthcare Specialty Benefits, LLC	ME	NIA	Specialty Benefits, LLC	Ownership	100.0	UnitedHealth Group Incorporated	
		00000	41-1922511				UnitedHealthcare, Inc.	DE	NIA	United HealthCare Services, Inc.	Ownership	100.0	UnitedHealth Group Incorporated	
		00000	26-0382877				Urgent Care Holdings, Inc.	DE	NIA	Optum Clinics Intermediate Holdings, Inc.	Ownership	100.0	UnitedHealth Group Incorporated	
		00000	26-3667220				Urgent Care MSO, LLC	DE	NIA	Urgent Care Holdings, Inc.	Ownership	100.0	UnitedHealth Group Incorporated	
		00000	87-0757396				Valley Physicians Network, Inc.	CA	NIA	PrimeCare Medical Network, Inc.	Ownership	100.0	UnitedHealth Group Incorporated	

Q13.17

SCHEDULE Y

PART 1A - DETAIL OF INSURANCE HOLDING COMPANY SYSTEM

1	2	3	4	5	6	7	8	9	10	11	12	13	14	15
Group Code	Group Name	NAIC Company Code	ID Number	FEDERAL RSSD	CIK	Name of Securities Exchange if Publicly Traded (U.S. or International)	Names of Parent, Subsidiaries Or Affiliates	Domiciliary Location	Relationship to Reporting Entity	Directly Controlled by (Name of Entity / Person)	Type of Control (Ownership, Board, Management, Attorney-in-Fact, Influence, Other)	If Control is Ownership Provide Percentage	Ultimate Controlling Entity(ies) / Person(s)	*
		00000	74-2797745				WellMed Medical Management of Florida, Inc.	FL	NIA	WellMed Medical Management, Inc.	Ownership	100.0	UnitedHealth Group Incorporated	
		00000	74-2786364				WellMed Medical Management, Inc.	TX	NIA	Collaborative Care Holdings, LLC	Ownership	80.0	UnitedHealth Group Incorporated	0000001
		00000	45-0636596				WESTMED Practice Partners LLC	DE	NIA	Collaborative Care Holdings, LLC	Ownership	86.2	UnitedHealth Group Incorporated	0000001
		00000	52-2102846				XLHealth Corporation	MD	NIA	United HealthCare Services, Inc.	Ownership	100.0	UnitedHealth Group Incorporated	
		00000	98-1107695				XLHealth Corporation India Private Limited	IND	NIA	XLHealth Corporation	Ownership	100.0	UnitedHealth Group Incorporated	
		00000	11-3764012				Your Health Options Insurance Services, Inc.	CA	NIA	PrimeCare Medical Network, Inc.	Ownership	100.0	UnitedHealth Group Incorporated	
		00000	27-0172594				Your Partner in Health Services, Inc.	IL	NIA	North American Medical Management - Illinois, Inc.	Ownership	100.0	UnitedHealth Group Incorporated	

Q13.18

Asterisk	Explanation
0000001	The remaining percentage is/are owned by one or more unaffiliated companies.
0000002	The remaining percentage is owned by the former controlling shareholders of the original holding company.
0000003	The remaining percentage is owned by an officer of the original holding company.
0000004	The remaining percentage is owned by 28 individual partners.
0000005	The remaining percentage: 0.960118% owned by external shareholders and 0.041294% owned by Treasury Shares.
0000006	The remaining percentage is owned by one or more external shareholder(s).
0000007	The remaining percentage is owned by 21 shareholders.
0000008	The remaining percentage is owned by internal and external investors.
0000009	The limited partners of UnitedHealth Group International, L.P. include FMG Holdings, LLC, Hygeia Corporation (DE), and UnitedHealth Group Incorporated. UnitedHealth Group International GP is the general partner of UnitedHealth Group International, L.P.
0000010	The general partnership interest of 89.77% is held by United HealthCare Services, Inc. (UHS) and 10.23% is held by UnitedHealthcare, Inc. (UHC). UHS also holds 100% of the limited partnership interests. When combining general and limited partner interests, UHS owns 94.18% and UHC owns 5.82%.

NONE

STATEMENT AS OF **September 30, 2015** OF THE **Catamaran Insurance of Ohio**
SCHEDULE A - VERIFICATION

Real Estate

	1 Year To Date	2 Prior Year Ended December 31
1. Book/adjusted carrying value, December 31 of prior year		
2. Cost of acquired:		
2.1 Actual cost at time of acquisition		
2.2 Additional investment made after acquisition		
3. Current year change in encumbrances		
4. Total gain (loss) on disposals		
5. Deduct amounts received on disposals		
6. Total foreign exchange change in book/adjusted carrying value		
7. Deduct current year's other than temporary impairment recognized		
8. Deduct current year's depreciation		
9. Book/adjusted carrying value at the end of current period (Lines 1 + 2 + 3 + 4 - 5 + 6 - 7 - 8)		
10. Deduct total nonadmitted amounts		
11. Statement value at end of current period (Line 9 minus Line 10)		

NONE

SCHEDULE B - VERIFICATION

Mortgage Loans

	1 Year To Date	2 Prior Year Ended December 31
1. Book value/recorded investment excluding accrued interest, December 31 of prior year		
2. Cost of acquired:		
2.1 Actual cost at time of acquisition		
2.2 Additional investment made after acquisition		
3. Capitalized deferred interest and other		
4. Accrual of discount		
5. Unrealized valuation increase (decrease)		
6. Total gain (loss) on disposals		
7. Deduct amounts received on disposals		
8. Deduct amortization of premium and mortgage interest points		
9. Total foreign exchange change in book value/recorded investment		
10. Deduct current year's other than temporary impairment recognized		
11. Book value/recorded investment excluding accrued interest at end of current period (Lines 1 + 2 + 3 + 4 + 5 + 6 - 7 - 8 + 9 - 10)		
12. Total valuation allowance		
13. Subtotal (Line 11 plus Line 12)		
14. Deduct total nonadmitted amounts		
15. Statement value at end of current period (Line 13 minus Line 14)		

NONE

SCHEDULE BA - VERIFICATION

Other Long-Term Invested Assets

	1 Year To Date	2 Prior Year Ended December 31
1. Book/adjusted carrying value, December 31 of prior year		
2. Cost of acquired:		
2.1 Actual cost at time of acquisition		
2.2 Additional investment made after acquisition		
3. Capitalized deferred interest and other		
4. Accrual of discount		
5. Unrealized valuation increase (decrease)		
6. Total gain (loss) on disposals		
7. Deduct amounts received on disposals		
8. Deduct amortization of premium and depreciation		
9. Total foreign exchange change in book/adjusted carrying value		
10. Deduct current year's other than temporary impairment recognized		
11. Book/adjusted carrying value at end of current period (Lines 1 + 2 + 3 + 4 + 5 + 6 - 7 - 8 + 9 - 10)		
12. Deduct total nonadmitted amounts		
13. Statement value at end of current period (Line 11 minus Line 12)		

NONE

SCHEDULE D - VERIFICATION

Bonds and Stocks

	1 Year To Date	2 Prior Year Ended December 31
1. Book/adjusted carrying value of bonds and stocks, December 31 of prior year	3,560,645	3,796,661
2. Cost of bonds and stocks acquired	79	116
3. Accrual of discount	149	199
4. Unrealized valuation increase (decrease)		
5. Total gain (loss) on disposals		34,512
6. Deduct consideration for bonds and stocks disposed of	251,012	265,288
7. Deduct amortization of premium	4,156	5,554
8. Total foreign exchange change in book/adjusted carrying value		
9. Deduct current year's other than temporary impairment recognized		
10. Book/adjusted carrying value at end of current period (Lines 1 + 2 + 3 + 4 + 5 - 6 - 7 + 8 - 9)	3,305,705	3,560,645
11. Deduct total nonadmitted amounts		
12. Statement value at end of current period (Line 10 minus Line 11)	3,305,705	3,560,645

SCHEDULE D - PART 1B

**Showing the Acquisitions, Dispositions and Non-Trading Activity
During the Current Quarter for all Bonds and Preferred Stock by NAIC Designation**

	1	2	3	4	5	6	7	8
NAIC Designation	Book/Adjusted Carrying Value Beginning of Current Quarter	Acquisitions During Current Quarter	Dispositions During Current Quarter	Non-Trading Activity During Current Quarter	Book/Adjusted Carrying Value End of First Quarter	Book/Adjusted Carrying Value End of Second Quarter	Book/Adjusted Carrying Value End of Third Quarter	Book/Adjusted Carrying Value December 31 Prior Year
BONDS								
1. NAIC 1 (a)	4,246,540	250,033	32	(1,350)	4,247,874	4,246,540	4,495,191	4,249,193
2. NAIC 2 (a)								
3. NAIC 3 (a)								
4. NAIC 4 (a)								
5. NAIC 5 (a)								
6. NAIC 6 (a)								
7. Total Bonds	4,246,540	250,033	32	(1,350)	4,247,874	4,246,540	4,495,191	4,249,193
PREFERRED STOCK								
8. NAIC 1								
9. NAIC 2								
10. NAIC 3								
11. NAIC 4								
12. NAIC 5								
13. NAIC 6								
14. Total Preferred Stock								
15. Total Bonds & Preferred Stock	4,246,540	250,033	32	(1,350)	4,247,874	4,246,540	4,495,191	4,249,193

(a) Book/Adjusted Carrying Value column for the end of the current reporting period includes the following amount of non-rated short-term and cash equivalent bonds by NAIC designation: NAIC 1 \$.....0; NAIC 2 \$.....0; NAIC 3 \$.....0; NAIC 4 \$.....0; NAIC 5 \$.....0; NAIC 6 \$.....0

QS102

SCHEDULE DA - PART 1**Short - Term Investments**

	1 Book/Adjusted Carrying Value	2 Par Value	3 Actual Cost	4 Interest Collected Year To Date	5 Paid for Accrued Interest Year To Date
9199999. Totals	1,240,252	X X X	1,240,252	448	

SCHEDULE DA - Verification**Short-Term Investments**

	1 Year To Date	2 Prior Year Ended December 31
1. Book/adjusted carrying value, December 31 of prior year	990,248	1,023,662
2. Cost of short-term investments acquired	250,035	599
3. Accrual of discount		
4. Unrealized valuation increase (decrease)		
5. Total gain (loss) on disposals		
6. Deduct consideration received on disposals	31	34,013
7. Deduct amortization of premium		
8. Total foreign exchange change in book/adjusted carrying value		
9. Deduct current year's other than temporary impairment recognized		
10. Book/adjusted carrying value at end of current period (Lines 1 + 2 + 3 + 4 + 5 - 6 - 7 + 8 - 9)	1,240,252	990,248
11. Deduct total nonadmitted amounts		
12. Statement value at end of current period (Line 10 minus Line 11)	1,240,252	990,248

SI04 Schedule DB - Part A Verification NONE

SI04 Schedule DB - Part B Verification NONE

SI05 Schedule DB Part C Section 1 NONE

SI06 Schedule DB Part C Section 2 NONE

SI07 Schedule DB - Verification NONE

SI08 Schedule E - Verification (Cash Equivalentents) NONE

E01 Schedule A Part 2 NONE

E01 Schedule A Part 3 NONE

E02 Schedule B Part 2 NONE

E02 Schedule B Part 3 NONE

E03 Schedule BA Part 2 NONE

E03 Schedule BA Part 3 NONE

SCHEDULE D - PART 3

Show All Long-Term Bonds and Stock Acquired During the Current Quarter

1 CUSIP Identification	2 Description	3 Foreign	4 Date Acquired	5 Name of Vendor	6 Number of Shares of Stock	7 Actual Cost	8 Par Value	9 Paid for Accrued Interest and Dividends	10 NAIC Designation or Market Indicator (a)
8399998	Summary Item from Part 5 for Bonds (N/A to Quarterly)				X X X	X X X	X X X	X X X	X X X
8999998	Summary Item from Part 5 for Preferred Stocks (N/A to Quarterly)				X X X	X X X	X X X	X X X	X X X
Common Stocks - Money Market Mutual Funds									
711990333	TD Banknorth		09/30/2015	TD Banknorth	22.170	22	X X X		L
9399999	Subtotal - Common Stocks - Money Market Mutual Funds				X X X	22	X X X		X X X
9799997	Subtotal - Common Stocks - Part 3				X X X	22	X X X		X X X
9799998	Summary Item from Part 5 for Common Stocks (N/A to Quarterly)				X X X	X X X	X X X	X X X	X X X
9799999	Subtotal - Common Stocks				X X X	22	X X X		X X X
9899999	Subtotal - Preferred and Common Stocks				X X X	22	X X X		X X X
9999999	Total - Bonds, Preferred and Common Stocks				X X X	22	X X X		X X X

(a) For all common stock bearing the NAIC market indicator "U" provide: the number of such issues0.

SCHEDULE D - PART 4

**Show All Long-Term Bonds and Stocks Sold, Redeemed or Otherwise Disposed of
During the Current Quarter**

1 CUSIP Identification	2 Description	3 F o r e i g n Date	4 Disposal Date	5 Name of Purchaser	6 Number of Shares of Stock	7 Consideration	8 Par Value	9 Actual Cost	10 Prior Year Book/ Adjusted Carrying Value	Change in Book/Adjusted Carrying Value					16 Book/ Adjusted Carrying Value at Disposal Date	17 Foreign Exchange Gain (Loss) on Disposal	18 Realized Gain (Loss) on Disposal	19 Total Gain (Loss) on Disposal	20 Bond Interest/ Stock Dividends Received During Year	21 Stated Contractual Maturity Date	22 NAIC Designation or Market Indicator (a)		
										11 Unrealized Valuation Increase/ (Decrease)	12 Current Year's (Amortization)/ Accretion	13 Current Year's Other Than Temporary Impairment Recognized	14 Total Change in B./A.C.V. (11 + 12 - 13)	15 Total Foreign Exchange Change in B./A.C.V.									
8399998	Summary Item from Part 5 for Bonds (N/A to Quarterly)				XXX	XXX	XXX	XXX	XXX	XXX	XXX	XXX	XXX	XXX	XXX	XXX	XXX	XXX	XXX	XXX	XXX	XXX	
8999998	Summary Item from Part 5 for Preferred Stocks (N/A to Quarterly)				XXX	XXX	XXX	XXX	XXX	XXX	XXX	XXX	XXX	XXX	XXX	XXX	XXX	XXX	XXX	XXX	XXX	XXX	
Common Stocks - Money Market Mutual Funds																							
609068DF5	Federated Money Mkt Oblig Tr Trsy Obligs Inst		07/01/2015	UBS	250,012,000	250,012	XXX	250,012	250,000												XXX	XXX	
9399999	Subtotal - Common Stocks - Money Market Mutual Funds				XXX	250,012	XXX	250,012	250,000												XXX	XXX	
9799997	Subtotal - Common Stocks - Part 4				XXX	250,012	XXX	250,012	250,000												XXX	XXX	
9799998	Summary Item from Part 5 for Common Stocks (N/A to Quarterly)				XXX	XXX	XXX	XXX	XXX	XXX	XXX	XXX	XXX	XXX	XXX	XXX	XXX	XXX	XXX	XXX	XXX	XXX	XXX
9799999	Subtotal - Common Stocks				XXX	250,012	XXX	250,012	250,000												XXX	XXX	
9899999	Subtotal - Preferred and Common Stocks				XXX	250,012	XXX	250,012	250,000												XXX	XXX	
9999999	Total - Bonds, Preferred and Common Stocks				XXX	250,012	XXX	250,012	250,000												XXX	XXX	

(a) For all common stock bearing the NAIC market indicator "U" provide: the number of such issues0.

E06 Schedule DB Part A Section 1 NONE

E07 Schedule DB Part B Section 1 NONE

E08 Schedule DB Part D Section 1 NONE

E09 Schedule DB Part D Section 2 - Collateral Pledged By Reporting Entity NONE

E09 Schedule DB Part D Section 2 - Collateral Pledged To Reporting Entity NONE

E10 Schedule DL - Part 1 - Securities Lending Collateral Assets NONE

E11 Schedule DL - Part 2 - Securities Lending Collateral Assets NONE

SCHEDULE E - PART 1 - CASH**Month End Depository Balances**

1 Depository		2 Code	3 Rate of Interest	4 Amount of Interest Received During Current Quarter	5 Amount of Interest Accrued at Current Statement Date	Book Balance at End of Each Month During Current Quarter			9 *
						6 First Month	7 Second Month	8 Third Month	
open depositories									
JP Morgan Chase	San Antonio, TX					18,330,907	18,330,907	11,663,521	X X X
Regions Bank	Little Rock, AR	SD				125,039	125,039	125,039	X X X
Citibank	Quincy, MA	SD				2,000	2,003	2,007	X X X
US Bank	Wilmington, DE	SD				100,000	100,000	100,000	X X X
0199998 Deposits in0 depositories that do not exceed the allowable limit in any one depository (see Instructions) - open depositories		X X X	X X X						X X X
0199999 Totals - Open Depositories		X X X	X X X			18,557,946	18,557,949	11,890,567	X X X
0299998 Deposits in0 depositories that do not exceed the allowable limit in any one depository (see Instructions) - suspended depositories		X X X	X X X						X X X
0299999 Totals - Suspended Depositories		X X X	X X X						X X X
0399999 Total Cash On Deposit		X X X	X X X			18,557,946	18,557,949	11,890,567	X X X
0499999 Cash in Company's Office		X X X	X X X	X X X	X X X				X X X
0599999 Total Cash		X X X	X X X			18,557,946	18,557,949	11,890,567	X X X

SCHEDULE E - PART 2 - CASH EQUIVALENTS

Show Investments Owned End of Current Quarter

1 Description	2 Code	3 Date Acquired	4 Rate of Interest	5 Maturity Date	6 Book/Adjusted Carrying Value	7 Amount of Interest Due & Accrued	8 Amount Received During Year
N O N E							
8699999 Total - Cash Equivalents							

INDEX TO LIFE AND ACCIDENT AND HEALTH QUARTERLY STATEMENT

Accident and Health; Q3; Q4; Q6; Q11; QSupp3
 Accounting Changes and Corrections of Errors; Q4; Q7, Note 2
 Accounting Practices and Policies; Q7, Note 1
 Admitted Assets; Q2; Q8; QSI01; QSI03; QSI08; QSupp2
 Affiliated Transactions; Q2; Q3; Q7, Note 10; Q8; Q8.1
 Annuities; Q3; Q4; Q6; Q11; QSupp3
 Annuity Actuarial Reserves; Q7, Note 32
 Annuity Benefits; Q4
 Asset Valuation Reserve; Q3; Q4
 Bonds; Q2; Q5; Q8.1; Q8.2; QSI01; QSI02; QE04; QE05; QSupp2
 Business Combinations and Goodwill; Q7, Note 3
 Capital Gains (Losses); Q3; Q4; Q5
 Capital Stock; Q3; Q4; Q7, Note 13
 Capital Notes; Q3; Q5; Q7, Note 11
 Caps; QE06; QSI04
 Cash; Q2; Q5; QSI04; QE12; QSupp2
 Cash Equivalents; Q2; Q5; QSI08; QE13
 Claim Adjustment Expenses; Q7, Note 35
 Claims; Q3; QSupp1
 Coinsurance; Q3
 Collars; QE06; QSI04
 Commissions; Q3; Q4; Q5
 Common Stock; Q2; Q3; Q5; Q7, Note 13; Q8.1; Q8.2; QSI01; QE04; QE05; QSupp2
 Contract Loans; Q2; Q5
 Contingencies; Q7, Note 14
 Counterparty Exposure; Q7, Note 8; QE06; QE08
 Coupons; Q3; Q4
 Credit Life; Q6
 Death Benefits; Q4
 Debt; Q7, Note 11
 Deferred Compensation; Q7, Note 12
 Deposit Liabilities by Withdrawal Characteristics; Q7, Note 32
 Derivative Instruments; Q7, Note 8; QSI04; QSI05; QSI06; QSI07; QE06; QE07; QE08
 Deposit-Type Contracts; Q3; Q4; Q5; Q6; Q11
 Disability Benefits; Q11
 Discontinued Operations; Q7, Note 4
 Dividends or Refunds; Q5; Q11
 Electronic Data Processing Equipment; Q2
 Exchange or Counterparty; QE06; QE07; QE08
 Expenses; Q3; Q4; Q5; QE01
 Experience Rating Refunds; Q3; Q4
 Extinguishment of Liabilities; Q7, Note 17
 Extraordinary Items; Q7, Note 21
 Fair Value; Q7, Note 20
 Federal ID Number; Q10
 Federal Reserve Board; Q8
 Floors; QE06; QSI04
 Foreign Exchange; Q2; Q3; Q4; QSI01; QSI03; QSI08; QE01; QE02; QE03; QE05
 Forwards; QE06; QSI04
 Furniture and Equipment; Q2
 Futures Contracts; QE07; QSI04
 General Insurance Expenses; Q4
 Group Life Insurance; Q6
 Guaranty Fund; Q2
 Health Care Receivables; Q2; Q7, Note 28
 Holding Company; Q8; Q12; Q13
 Income; Q2; Q3; Q4; Q5; QE01; QE03; QE06; QE07; QSupp2
 Income Generation Transactions; QE06; QE07
 Income Taxes; Q2; Q3; Q4; Q5; Q7, Note 9
 Incurred Losses and Loss Adjustment Expenses; Q7, Note 25
 Individual Annuities; Q6
 Industrial Life; Q6
 Insurance Futures Options; QE07
 Intercompany Pooling; Q7, Note 26
 Interest Maintenance Reserve; Q3; Q4
 Investment Income; Q3; Q7, Note 7; QE13
 Accrued; Q2; QSupp2
 Earned; Q4
 Received; Q5
 Investments; Q2; Q3; Q4; Q5; Q7, Note 5; Q8.1; Q8.2; QSI01; QSI03; QSI08; QE01; QE02; QE03; QE04; QE05; QE06; QE07; QE08; QE12; QE13; QSupp2
 Joint Venture; Q7, Note 6; QE03

INDEX TO LIFE AND ACCIDENT AND HEALTH QUARTERLY STATEMENT

Leases; Q7, Note 15
Licensing; Q3; Q4; Q8
Limited Liability Company (LLC); Q7, Note 6; QE03
Limited Partnership; Q7, Note 6; QE03
Long-Term Invested Assets; Q5; Q9; QSI01; QE03; QE04; QE05
Managing General Agents; Q7, Note 19; Q8
Matured Endowments; Q4
Medicare Part D Coverage; QSupp5
Mergers; Q7, Note 3; Q8
Modco Reserve; Q3
Mortgage Loans; Q2; Q5; Q8.1; Q9; QSI01; QE02; QSupp2
Nonadmitted Assets; Q2; Q4; QSI01; QSI03; QSI08
Non-Cash Transactions; Q5
Off-Balance Sheet Risk; Q7, Note 16
Options; Q8.1; QE06; QSI04
Ordinary Life Insurance; Q6
Organizational Chart; Q8; Q12
Other Derivative Transactions; QE06; QE07
Parent, Subsidiaries and Affiliates; Q2; Q3; Q7, Note 10; Q8.1; Q12
Participating Policies; Q7, Note 29
Pharmaceutical Rebates; Q2; Q7, Note 28
Policies; Q3; QSupp3
Policyholder Dividends; Q3; Q4; Q5
Postemployment Benefits; Q7, Note 12
Postretirement Benefits; Q7, Note 12
Preferred Stock; Q2; Q3; Q5; Q8.1; Q8.2; QSI01; QSI02; QE04; QE05; QSupp2
Premium Deficiency Reserves; Q3; Q7, Note 30
Premiums and Annuity Considerations; Q7, Note 33
 Advance; Q3
 Collected; Q4; Q5
 Deferred; Q2; QSupp3
 Direct; Q2; Q4; Q6; Q11
 Uncollected; Q2; QSupp3
Quasi Reorganizations; Q7, Note 13
Real Estate; Q2; Q5; Q8.1; Q9; QSI01; QE01; QSupp2
Redetermination, Contracts Subject to; Q7, Note 24
Reinsurance; Q7, Note 23
 Assumed; Q3; Q4; Q10
 Ceded; Q3; Q4; Q11
 Funds Held; Q2; Q3
 Payable; Q3; Q4
 Receivable; Q2; QSupp3
 Unauthorized; Q3; Q4; QSupp3
Replicated (Synthetic) Assets; QSI05; QSI06
Reserves; Q7, Note 31
 Accident and Health; Q3; Q4
 Annuity; Q3
 Claim; Q3
 Life; Q3; Q4
Retirement Plans; Q7, Note 12
Retrospectively Rated Policies; Q7, Note 24
Securities Lending; Q2; Q3; QE09; QE11
Separate Accounts; Q2; Q3; Q4; Q5; Q7, Note 34
Servicing of Financial Assets; Q7, Note 17
Short-Term Investments; Q2; Q5; Q8.1; QSI03; QSupp2
Special Deposits; QSupp2
Stockholder Dividends; Q3; Q4; Q5
Structured Settlements; Q7, Note 27
Subsequent Events; Q7, Note 22
Supplementary Contracts; Q4
Surplus; Q3; Q4; Q5; Q7, Note 13; QSupp1; QSupp2; QSupp3
Surplus Notes; Q3; Q4; Q5; QE03; Q7, Note 13
Surrender Values; Q3; Q4
Swaps; QE07; QSI04
Taxes; Q2; Q3; Q4; Q5; QE01
Third Party Administrator; Q7, Note 19; Q8
Treasury Stock; Q3; Q4; Q5
Uninsured Accident and Health; Q2; Q3; Q7, Note 18
Valuation Allowance; QSI01
Wash Sales; Q7, Note 17