

Statement as of March 31, 2015 of the Aetna Better Health Inc. (an Ohio corporation)

ASSETS

	Current Statement Date			4 Prior Year Net Admitted Assets
	1 Assets	2 Nonadmitted Assets	3 Net Admitted Assets (Cols. 1 - 2)	
1. Bonds.....	103,964,999	0	103,964,999	39,956,741
2. Stocks:				
2.1 Preferred stocks.....	0	0	0	0
2.2 Common stocks.....	0	0	0	0
3. Mortgage loans on real estate:				
3.1 First liens.....	0	0	0	0
3.2 Other than first liens.....	0	0	0	0
4. Real estate:				
4.1 Properties occupied by the company (less \$.....0 encumbrances).....	0	0	0	0
4.2 Properties held for the production of income (less \$.....0 encumbrances).....	0	0	0	0
4.3 Properties held for sale (less \$.....0 encumbrances).....	0	0	0	0
5. Cash (\$.....(11,507,694)), cash equivalents (\$.....114,509,935) and short-term investments (\$.....850).....	103,003,091	0	103,003,091	115,651,010
6. Contract loans (including \$.....0 premium notes).....	0	0	0	0
7. Derivatives.....	0	0	0	0
8. Other invested assets.....	0	0	0	0
9. Receivables for securities.....	0	0	0	0
10. Securities lending reinvested collateral assets.....	0	0	0	0
11. Aggregate write-ins for invested assets.....	0	0	0	0
12. Subtotals, cash and invested assets (Lines 1 to 11).....	206,968,090	0	206,968,090	155,607,751
13. Title plants less \$.....0 charged off (for Title insurers only).....	0	0	0	0
14. Investment income due and accrued.....	539,068	0	539,068	215,783
15. Premiums and considerations:				
15.1 Uncollected premiums and agents' balances in the course of collection.....	978,790	0	978,790	0
15.2 Deferred premiums, agents' balances and installments booked but deferred and not yet due (including \$.....0 earned but unbilled premiums).....	0	0	0	0
15.3 Accrued retrospective premiums.....	0	0	0	0
16. Reinsurance:				
16.1 Amounts recoverable from reinsurers.....	0	0	0	0
16.2 Funds held by or deposited with reinsured companies.....	0	0	0	0
16.3 Other amounts receivable under reinsurance contracts.....	0	0	0	0
17. Amounts receivable relating to uninsured plans.....	1,171,681	0	1,171,681	0
18.1 Current federal and foreign income tax recoverable and interest thereon.....	0	0	0	3,311,031
18.2 Net deferred tax asset.....	0	0	0	0
19. Guaranty funds receivable or on deposit.....	0	0	0	0
20. Electronic data processing equipment and software.....	0	0	0	0
21. Furniture and equipment, including health care delivery assets (\$.....0).....	0	0	0	0
22. Net adjustment in assets and liabilities due to foreign exchange rates.....	0	0	0	0
23. Receivables from parent, subsidiaries and affiliates.....	1,698,805	0	1,698,805	0
24. Health care (\$.....0) and other amounts receivable.....	4,462,379	4,462,379	0	0
25. Aggregate write-ins for other than invested assets.....	7,166,624	0	7,166,624	0
26. Total assets excluding Separate Accounts, Segregated Accounts and Protected Cell Accounts (Lines 12 through 25).....	222,985,437	4,462,379	218,523,058	159,134,565
27. From Separate Accounts, Segregated Accounts and Protected Cell Accounts.....	0	0	0	0
28. Total (Lines 26 and 27).....	222,985,437	4,462,379	218,523,058	159,134,565

DETAILS OF WRITE-INS

1101.....	0	0	0	0
1102.....	0	0	0	0
1103.....	0	0	0	0
1198. Summary of remaining write-ins for Line 11 from overflow page.....	0	0	0	0
1199. Totals (Lines 1101 thru 1103 plus 1198) (Line 11 above).....	0	0	0	0
2501. Medicaid Experience Rebate Receivable.....	7,052,711	0	7,052,711	0
2502. Other Receivable.....	113,913	0	113,913	0
2503.....	0	0	0	0
2598. Summary of remaining write-ins for Line 25 from overflow page.....	0	0	0	0
2599. Totals (Lines 2501 thru 2503 plus 2598) (Line 25 above).....	7,166,624	0	7,166,624	0

Statement as of March 31, 2015 of the Aetna Better Health Inc. (an Ohio corporation)
LIABILITIES, CAPITAL AND SURPLUS

	Current Period			Prior Year
	1 Covered	2 Uncovered	3 Total	4 Total
1. Claims unpaid (less \$.....0 reinsurance ceded).....	85,500,588	40,979,571	126,480,159	99,487,462
2. Accrued medical incentive pool and bonus amounts.....	0	0	0	0
3. Unpaid claims adjustment expenses.....	2,304,087	0	2,304,087	1,716,258
4. Aggregate health policy reserves, including the liability of \$.....0 for medical loss ratio rebate per the Public Health Service Act.....	0	0	0	0
5. Aggregate life policy reserves.....	0	0	0	0
6. Property/casualty unearned premium reserve.....	0	0	0	0
7. Aggregate health claim reserves.....	0	0	0	0
8. Premiums received in advance.....	0	0	0	0
9. General expenses due or accrued.....	9,074,881	0	9,074,881	6,546,219
10.1 Current federal and foreign income tax payable and interest thereon (including \$.....0 on realized gains (losses)).....	962,265	0	962,265	0
10.2 Net deferred tax liability.....	438	0	438	1,039
11. Ceded reinsurance premiums payable.....	0	0	0	0
12. Amounts withheld or retained for the account of others.....	0	0	0	0
13. Remittances and items not allocated.....	0	0	0	0
14. Borrowed money (including \$.....0 current) and interest thereon \$.....0 (including \$.....0 current).....	0	0	0	0
15. Amounts due to parent, subsidiaries and affiliates.....	13,239,249	0	13,239,249	6,717,020
16. Derivatives.....	0	0	0	0
17. Payable for securities.....	15,042,901	0	15,042,901	0
18. Payable for securities lending.....	0	0	0	0
19. Funds held under reinsurance treaties with (\$.....0 authorized reinsurers, \$.....0 unauthorized reinsurers and certified \$.....0 reinsurers).....	0	0	0	0
20. Reinsurance in unauthorized and certified (\$.....0) companies.....	0	0	0	0
21. Net adjustments in assets and liabilities due to foreign exchange rates.....	0	0	0	0
22. Liability for amounts held under uninsured plans.....	0	0	0	0
23. Aggregate write-ins for other liabilities (including \$.....0 current).....	0	0	0	0
24. Total liabilities (Lines 1 to 23).....	126,124,409	40,979,571	167,103,980	114,467,998
25. Aggregate write-ins for special surplus funds.....	XXX	XXX	300,000	6,600,000
26. Common capital stock.....	XXX	XXX	1	1
27. Preferred capital stock.....	XXX	XXX	0	0
28. Gross paid in and contributed surplus.....	XXX	XXX	67,999,999	67,999,999
29. Surplus notes.....	XXX	XXX	0	0
30. Aggregate write-ins for other than special surplus funds.....	XXX	XXX	0	0
31. Unassigned funds (surplus).....	XXX	XXX	(16,880,922)	(29,933,433)
32. Less treasury stock, at cost:				
32.10.000 shares common (value included in Line 26 \$.....0).....	XXX	XXX	0	0
32.20.000 shares preferred (value included in Line 27 \$.....0).....	XXX	XXX	0	0
33. Total capital and surplus (Lines 25 to 31 minus Line 32).....	XXX	XXX	51,419,078	44,666,567
34. Total liabilities, capital and surplus (Lines 24 and 33).....	XXX	XXX	218,523,058	159,134,565

DETAILS OF WRITE-INS

2301.	0	0	0	0
2302.	0	0	0	0
2303.	0	0	0	0
2398. Summary of remaining write-ins for Line 23 from overflow page.....	0	0	0	0
2399. Totals (Lines 2301 thru 2303 plus 2398) (Line 23 above).....	0	0	0	0
2501. Estimated 2015 Health Insurer Fee Accrual.....	XXX	XXX	300,000	6,600,000
2502.	0	0	0	0
2503.	0	0	0	0
2598. Summary of remaining write-ins for Line 25 from overflow page.....	XXX	XXX	0	0
2599. Totals (Lines 2501 thru 2503 plus 2598) (Line 25 above).....	XXX	XXX	300,000	6,600,000
3001.	0	0	0	0
3002.	0	0	0	0
3003.	0	0	0	0
3098. Summary of remaining write-ins for Line 30 from overflow page.....	XXX	XXX	0	0
3099. Totals (Lines 3001 thru 3003 plus 3098) (Line 30 above).....	XXX	XXX	0	0

Statement as of March 31, 2015 of the Aetna Better Health Inc. (an Ohio corporation)
STATEMENT OF REVENUE AND EXPENSES

	Current Year To Date		Prior Year To Date	Prior Year Ended December 31
	1 Uncovered	2 Total	3 Total	4 Total
1. Member months.....	XXX.....	61,427	0	137,443
2. Net premium income (including \$.....0 non-health premium income).....	XXX.....	208,821,176	0	335,337,638
3. Change in unearned premium reserves and reserve for rate credits.....	XXX.....	0	0	0
4. Fee-for-service (net of \$.....0 medical expenses).....	XXX.....	0	0	0
5. Risk revenue.....	XXX.....	0	0	0
6. Aggregate write-ins for other health care related revenues.....	XXX.....	0	0	0
7. Aggregate write-ins for other non-health revenues.....	XXX.....	0	0	0
8. Total revenues (Lines 2 to 7).....	XXX.....	208,821,176	0	335,337,638
Hospital and Medical:				
9. Hospital/medical benefits.....	29,963,332	130,781,369	0	278,182,322
10. Other professional services.....	168,344	519,579	0	1,220,566
11. Outside referrals.....	17,547,139	17,547,139	0	23,418,786
12. Emergency room and out-of-area.....	529,363	1,633,835	0	1,269,887
13. Prescription drugs.....	5,159,118	15,880,583	0	4,202,894
14. Aggregate write-ins for other hospital and medical.....	0	0	0	0
15. Incentive pool, withhold adjustments and bonus amounts.....	0	0	0	0
16. Subtotal (Lines 9 to 15).....	53,367,296	166,362,505	0	308,294,455
Less:				
17. Net reinsurance recoveries.....	0	0	0	0
18. Total hospital and medical (Lines 16 minus 17).....	53,367,296	166,362,505	0	308,294,455
19. Non-health claims (net).....	0	0	0	0
20. Claims adjustment expenses, including \$.....6,061,202 cost containment expenses.....	0	7,104,000	0	12,321,699
21. General administrative expenses.....	0	24,934,390	600	43,204,667
22. Increase in reserves for life and accident and health contracts (including \$.....0 increase in reserves for life only).....	0	0	0	0
23. Total underwriting deductions (Lines 18 through 22).....	53,367,296	198,400,895	600	363,820,821
24. Net underwriting gain or (loss) (Lines 8 minus 23).....	XXX.....	10,420,281	(600)	(28,483,183)
25. Net investment income earned.....	0	498,404	1,725	94,181
26. Net realized capital gains (losses) less capital gains tax of \$.....26,901.....	0	49,958	0	8,039
27. Net investment gains or (losses) (Lines 25 plus 26).....	0	548,362	1,725	102,220
28. Net gain or (loss) from agents' or premium balances charged off [(amount recovered \$.....0) (amount charged off \$.....0)].....	0	0	0	0
29. Aggregate write-ins for other income or expenses.....	0	0	0	(25,000)
30. Net income or (loss) after capital gains tax and before all other federal income taxes (Lines 24 plus 27 plus 28 plus 29).....	XXX.....	10,968,643	1,125	(28,405,963)
31. Federal and foreign income taxes incurred.....	XXX.....	3,508,649	394	(8,817,774)
32. Net income (loss) (Lines 30 minus 31).....	XXX.....	7,459,994	731	(19,588,189)

DETAILS OF WRITE-INS

0601.	XXX.....	0	0	0
0602.	XXX.....	0	0	0
0603.	XXX.....	0	0	0
0698. Summary of remaining write-ins for Line 6 from overflow page.....	XXX.....	0	0	0
0699. Totals (Lines 0601 thru 0603 plus 0698) (Line 6 above).....	XXX.....	0	0	0
0701.	XXX.....	0	0	0
0702.	XXX.....	0	0	0
0703.	XXX.....	0	0	0
0798. Summary of remaining write-ins for Line 7 from overflow page.....	XXX.....	0	0	0
0799. Totals (Lines 0701 thru 0703 plus 0798) (Line 7 above).....	XXX.....	0	0	0
1401.	0	0	0	0
1402.	0	0	0	0
1403.	0	0	0	0
1498. Summary of remaining write-ins for Line 14 from overflow page.....	0	0	0	0
1499. Totals (Lines 1401 thru 1403 plus 1498) (Line 14 above).....	0	0	0	0
2901. Regulatory Fines.....	0	0	0	(25,000)
2902.	0	0	0	0
2903.	0	0	0	0
2998. Summary of remaining write-ins for Line 29 from overflow page.....	0	0	0	0
2999. Totals (Lines 2901 thru 2903 plus 2998) (Line 29 above).....	0	0	0	(25,000)

Statement as of March 31, 2015 of the Aetna Better Health Inc. (an Ohio corporation)
STATEMENT OF REVENUE AND EXPENSES (Continued)

CAPITAL AND SURPLUS ACCOUNT	1 Current Year to Date	2 Prior Year To Date	3 Prior Year Ended December 31
33. Capital and surplus prior reporting year.....	44,666,567	3,010,090	3,010,090
34. Net income or (loss) from Line 32.....	7,459,994	731	(19,588,189)
35. Change in valuation basis of aggregate policy and claim reserves.....	.0	.0	.0
36. Change in net unrealized capital gains (losses) less capital gains tax of \$.0.....	.0	.0	.0
37. Change in net unrealized foreign exchange capital gain or (loss).....	.0	.0	.0
38. Change in net deferred income tax.....	.601	.0	(1,039)
39. Change in nonadmitted assets.....	(708,084)	.0	(3,754,295)
40. Change in unauthorized and certified reinsurance.....	.0	.0	.0
41. Change in treasury stock.....	.0	.0	.0
42. Change in surplus notes.....	.0	.0	.0
43. Cumulative effect of changes in accounting principles.....	.0	.0	.0
44. Capital changes:			
44.1 Paid in.....	.0	.0	.0
44.2 Transferred from surplus (Stock Dividend).....	.0	.0	.0
44.3 Transferred to surplus.....	.0	.0	.0
45. Surplus adjustments:			
45.1 Paid in.....	.0	.0	65,000,000
45.2 Transferred to capital (Stock Dividend).....	.0	.0	.0
45.3 Transferred from capital.....	.0	.0	.0
46. Dividends to stockholders.....	.0	.0	.0
47. Aggregate write-ins for gains or (losses) in surplus.....	.0	.0	.0
48. Net change in capital and surplus (Lines 34 to 47).....	6,752,511	731	41,656,477
49. Capital and surplus end of reporting period (Line 33 plus 48).....	51,419,078	3,010,821	44,666,567

DETAILS OF WRITE-INS

4701.0	.0	.0
4702.0	.0	.0
4703.0	.0	.0
4798. Summary of remaining write-ins for Line 47 from overflow page.....	.0	.0	.0
4799. Totals (Lines 4701 thru 4703 plus 4798) (Line 47 above).....	.0	.0	.0

Statement as of March 31, 2015 of the Aetna Better Health Inc. (an Ohio corporation)

CASH FLOW

	1 Current Year to Date	2 Prior Year To Date	3 Prior Year Ended December 31
CASH FROM OPERATIONS			
1. Premiums collected net of reinsurance.....	207,842,386	0	335,337,638
2. Net investment income.....	296,797	3,909	(95,733)
3. Miscellaneous income.....	(380,732)	0	(2,071,045)
4. Total (Lines 1 through 3).....	207,758,451	3,909	333,170,860
5. Benefit and loss related payments.....	139,697,160	0	210,490,243
6. Net transfers to Separate Accounts, Segregated Accounts and Protected Cell Accounts.....	0	0	0
7. Commissions, expenses paid and aggregate write-ins for deductions.....	28,921,899	600	47,288,889
8. Dividends paid to policyholders.....	0	0	0
9. Federal and foreign income taxes paid (recovered) net of \$.....0 tax on capital gains (losses).....	(737,746)	0	(5,502,404)
10. Total (Lines 5 through 9).....	167,881,313	600	252,276,728
11. Net cash from operations (Line 4 minus Line 10).....	39,877,138	3,309	80,894,132
CASH FROM INVESTMENTS			
12. Proceeds from investments sold, matured or repaid:			
12.1 Bonds.....	20,347,945	0	2,718,841
12.2 Stocks.....	0	0	0
12.3 Mortgage loans.....	0	0	0
12.4 Real estate.....	0	0	0
12.5 Other invested assets.....	0	0	0
12.6 Net gains or (losses) on cash, cash equivalents and short-term investments.....	(58)	0	49
12.7 Miscellaneous proceeds.....	15,042,901	0	0
12.8 Total investment proceeds (Lines 12.1 to 12.7).....	35,390,788	0	2,718,890
13. Cost of investments acquired (long-term only):			
13.1 Bonds.....	84,400,964	0	42,180,996
13.2 Stocks.....	0	0	0
13.3 Mortgage loans.....	0	0	0
13.4 Real estate.....	0	0	0
13.5 Other invested assets.....	0	0	0
13.6 Miscellaneous applications.....	0	0	0
13.7 Total investments acquired (Lines 13.1 to 13.6).....	84,400,964	0	42,180,996
14. Net increase or (decrease) in contract loans and premium notes.....	0	0	0
15. Net cash from investments (Line 12.8 minus Line 13.7 and Line 14).....	(49,010,176)	0	(39,462,106)
CASH FROM FINANCING AND MISCELLANEOUS SOURCES			
16. Cash provided (applied):			
16.1 Surplus notes, capital notes.....	0	0	0
16.2 Capital and paid in surplus, less treasury stock.....	0	0	65,000,000
16.3 Borrowed funds.....	0	0	0
16.4 Net deposits on deposit-type contracts and other insurance liabilities.....	0	0	0
16.5 Dividends to stockholders.....	0	0	0
16.6 Other cash provided (applied).....	(3,514,881)	349	6,717,020
17. Net cash from financing and miscellaneous sources (Lines 16.1 through 16.4 minus Line 16.5 plus Line 16.6).....	(3,514,881)	349	71,717,020
RECONCILIATION OF CASH, CASH EQUIVALENTS AND SHORT-TERM INVESTMENTS			
18. Net change in cash, cash equivalents and short-term investments (Line 11 plus Line 15 plus Line 17).....	(12,647,919)	3,658	113,149,046
19. Cash, cash equivalents and short-term investments:			
19.1 Beginning of year.....	115,651,010	2,501,964	2,501,964
19.2 End of period (Line 18 plus Line 19.1).....	103,003,091	2,505,622	115,651,010
Note: Supplemental disclosures of cash flow information for non-cash transactions:			
20.0001	0	0	0

Statement as of March 31, 2015 of the **Aetna Better Health Inc. (an Ohio corporation)**

EXHIBIT OF PREMIUMS, ENROLLMENT AND UTILIZATION

	1 Total	Comprehensive (Hospital & Medical)		4 Medicare Supplement	5 Vision Only	6 Dental Only	7 Federal Employees Health Benefit Plan	8 Title XVIII Medicare	9 Title XIX Medicaid	10 Other
		2 Individual	3 Group							
Total Members at End of:										
1. Prior Year.....	20,515	.0	.0	.0	.0	.0	.0	2,519	17,996	.0
2. First Quarter.....	20,584	.0	.0	.0	.0	.0	.0	14,062	6,522	.0
3. Second Quarter.....	.0	.0	.0	.0	.0	.0	.0	.0	.0	.0
4. Third Quarter.....	.0	.0	.0	.0	.0	.0	.0	.0	.0	.0
5. Current Year.....	.0	.0	.0	.0	.0	.0	.0	.0	.0	.0
6. Current Year Member Months.....	61,427	.0	.0	.0	.0	.0	.0	42,851	18,576	.0
Total Member Ambulatory Encounters for Period:										
7. Physician.....	156,564	.0	.0	.0	.0	.0	.0	138,244	18,320	.0
8. Non-Physician.....	557,119	.0	.0	.0	.0	.0	.0	419,100	138,019	.0
9. Total.....	713,683	.0	.0	.0	.0	.0	.0	557,344	156,339	.0
10. Hospital Patient Days Incurred.....	18,642	.0	.0	.0	.0	.0	.0	17,033	1,609	.0
11. Number of Inpatient Admissions.....	3,649	.0	.0	.0	.0	.0	.0	3,307	342	.0
12. Health Premiums Written (a).....	208,852,119	.0	.0	.0	.0	.0	.0	67,470,434	141,381,685	.0
13. Life Premiums Direct.....	.0	.0	.0	.0	.0	.0	.0	.0	.0	.0
14. Property/Casualty Premiums Written.....	.0	.0	.0	.0	.0	.0	.0	.0	.0	.0
15. Health Premiums Earned.....	208,852,119	.0	.0	.0	.0	.0	.0	67,470,434	141,381,685	.0
16. Property/Casualty Premiums Earned.....	.0	.0	.0	.0	.0	.0	.0	.0	.0	.0
17. Amount Paid for Provision of Health Care Services.....	139,697,160	.0	.0	.0	.0	.0	.0	36,340,775	103,356,385	.0
18. Amount Incurred for Provision of Health Care Services.....	166,362,505	.0	.0	.0	.0	.0	.0	70,046,659	96,315,846	.0

007

(a) For health premiums written: Amount of Medicare Title XVIII exempt from state taxes or fees \$.....67,470,434.

Statement as of March 31, 2015 of the **Aetna Better Health Inc. (an Ohio corporation)**

CLAIMS UNPAID AND INCENTIVE POOL, WITHHOLD AND BONUS (Reported and Unreported)

Aging Analysis of Unpaid Claims

1 Account	2 1 - 30 Days	3 31 - 60 Days	4 61 - 90 Days	5 91 - 120 Days	6 Over 120 Days	7 Total
Claims Unpaid (Reported)						
Aging based on claims in process of adjudication as of 3/31/2015.....	0	0	0	0	0	0
0199999. Individually Listed Claims Unpaid.....	0	0	0	0	0	0
0299999. Aggregate Accounts Not Individually Listed-Uncovered.....	1,874,066	156,297	3,213	(4,782)	1,078	2,029,872
0399999. Aggregate Accounts Not Individually Listed-Covered.....	4,179,065	30,694	24,183	(2,867)	3,713	4,234,788
0499999. Subtotals.....	6,053,131	186,991	27,396	(7,649)	4,791	6,264,660
0599999. Unreported Claims and Other Claim Reserves.....						120,215,499
0799999. Total Claims Unpaid.....						126,480,159

Statement as of March 31, 2015 of the **Aetna Better Health Inc. (an Ohio corporation)**

UNDERWRITING AND INVESTMENT EXHIBIT

Analysis of Claims Unpaid - Prior Year - Net of Reinsurance

Line of Business	Claims Paid Year to Date		Liability End of Current Quarter		5 Claims Incurred in Prior Years (Columns 1 + 3)	6 Estimated Claim Reserve and Claim Liability December 31 of Prior Year
	1 On Claims Incurred Prior to January 1 of Current Year	2 On Claims Incurred During the Year	3 On Claims Unpaid December 31 of Prior Year	4 On Claims Incurred During the Year		
1. Comprehensive (hospital and medical).....	0	0	0	0	0	0
2. Medicare Supplement.....	0	0	0	0	0	0
3. Dental only.....	0	0	0	0	0	0
4. Vision only.....	0	0	0	0	0	0
5. Federal Employees Health Benefits Plan.....	0	0	0	0	0	0
6. Title XVIII - Medicare.....	5,098,937	31,241,838	4,667,424	34,922,409	9,766,361	5,556,597
7. Title XIX - Medicaid.....	49,699,960	53,656,425	22,728,331	64,161,995	72,428,291	93,930,865
8. Other health.....	0	0	0	0	0	0
9. Health subtotal (Lines 1 to 8).....	54,798,897	84,898,263	27,395,755	99,084,404	82,194,652	99,487,462
10. Healthcare receivables (a).....	0	2,010,602	0	0	0	1,683,250
11. Other non-health.....	0	0	0	0	0	0
12. Medical incentive pools and bonus amounts.....	0	0	0	0	0	0
13. Totals (Lines 9-10+11+12).....	54,798,897	82,887,661	27,395,755	99,084,404	82,194,652	97,804,212

600

(a) Excludes \$.....0 loans or advances to providers not yet expensed.

NOTES TO FINANCIAL STATEMENTS

1. Summary of significant accounting policiesA. Accounting practices

The accompanying statutory financial statements of Aetna Better Health Inc. (an Ohio corporation) (the "Company"), a wholly-owned subsidiary of Aetna Health Holdings, LLC, whose ultimate parent is Aetna Inc. ("Aetna"), have been prepared in conformity with accounting practices prescribed or permitted by the Ohio Department of Insurance ("Ohio Department") ("Ohio Accounting Practices"). The Ohio Department recognizes only statutory accounting practices prescribed or permitted by the State of Ohio for determining and reporting the financial condition and results of operations of an insurance company, which include accounting practices and procedures adopted by the National Association of Insurance Commissioners' ("NAIC") *Accounting Practices and Procedures Manual* ("NAIC SAP").

The Ohio Accounting Practices vary from U.S. generally accepted accounting principles ("GAAP"). The primary differences include the following:

A reconciliation of the Company's net income (loss) and capital and surplus between NAIC SAP and practices prescribed and permitted by the State of Ohio for the periods ended March 31, 2015 and December 31, 2014 is as follows:

	State of Domicile	March 31, 2015	December 31, 2014
Net income (loss) (derived using Ohio Accounting Practices)	OH	\$7,459,994	\$(19,588,189)
State of Ohio Prescribed Practices: None	OH	-	-
State of Ohio Permitted Practices: None	OH	-	-
Net income (loss) (derived using NAIC SAP)		\$7,459,994	\$(19,558,189)
Capital and surplus (derived using Ohio Accounting Practices)	OH	\$51,419,078	\$44,666,567
State of Ohio Prescribed Practices: None	OH	-	-
State of Ohio Permitted Practices: None	OH	-	-
Capital and surplus (derived using NAIC SAP)		\$51,419,078	\$44,666,567

B. Use of estimates in the preparation of the financial statements

The preparation of these financial statements in conformity with Ohio Accounting Practices requires management to make estimates and assumptions that affect the reported amounts of assets and liabilities and revenues and expenses. Actual results could differ from those estimates.

2. Accounting changes and corrections of errors

The Company did not have any accounting changes or corrections of errors in the period ending March 31, 2015.

3. Business combinations and goodwill

No significant change.

4. Discontinued operations

No significant change.

5. Investments

A. – C. No significant change.

D. Loan-Backed Securities

(1) Prepayment assumptions for single class and multi-class mortgage backed/asset backed securities were obtained from industry market sources.

Statement as of March 31, 2015 of the Aetna Better Health Inc. (an Ohio corporation)

- (2) The Company had no other-than-temporary impairment (“OTTI”) losses during the first quarter of 2015 on loan-backed and structured securities in which the Company had the (1) intent to sell, (2) did not have the intent and ability to retain for a period of time sufficient to recover the amortized cost basis or (3) present value of cash flows expected to be collected is less than the amortized cost basis of the securities in accordance with SSAP No. 43R, *Loan-Backed and Structured Securities*.
- (3) The Company had no recognized OTTI on loan-backed and structured securities currently held, in which the present value of cash flows expected to be collected is less than the amortized cost basis, at the reporting date March 31, 2015.
- (4) The Company had no unrealized loss position on loan-backed and structured securities held by the Company at March 31, 2015.

E. Repurchase Agreements and/or Securities Lending Transactions

(1) and (2): No significant change.

- (3) Neither the Company nor its agent has accepted collateral that is permitted by contract or custom to sell or repledge as of March 31, 2015.

(4) through (7): No significant change.

F., G. and H. No significant change.

I. The Company did not have any working capital finance investments at March 31, 2015.

J. The Company did not have any offsetting and netting of financial assets or liabilities at March 31, 2015.

K. No significant change.

6. Joint ventures, partnerships, and limited liability companies

No significant change.

7. Investment income

No significant change.

8. Derivative instruments

No significant change.

9. Income taxes

No significant change.

10. Information concerning parent, subsidiaries, affiliates, and related parties

No significant change.

11. Debt

A. The Company did not have any items related to debt, including capital notes at March 31, 2015.

B. The Company did not have any Federal Home Loan Bank agreements at March 31, 2015.

12. Retirement plans, deferred compensation, postemployment benefits and compensated absences and other postretirement benefit plans

The Company did not have a retirement plan, deferred compensation plan, or other postretirement benefit plan at March 31, 2015.

13. Capital and surplus, shareholders' dividend restrictions and quasi-reorganizations

No significant change.

14. Contingencies

No significant change.

15. Leases

No significant change.

Statement as of March 31, 2015 of the **Aetna Better Health Inc. (an Ohio corporation)**

16. Information about financial instruments with off-balance sheet risk and financial instruments with concentrations of credit risk

No significant change.

17. Sale, transfer and servicing of financial assets and extinguishments of liabilities

A. Transfers of receivables reported as sales

No significant change.

B. Transfer and servicing of financial assets

(1) No significant change.

(2) and (3): The Company did not have any servicing assets or liabilities at March 31, 2015.

(4) The Company did not have any securitized financial assets at March 31, 2015.

(5) through (7): No significant change.

C. Wash sales

(1) The Company did not have any wash sales for the period ending March 31, 2015.

18. Gain or loss to the reporting entity from uninsured plans and the uninsured portion of partially insured plans

No significant change.

19. Direct premium written/produced by managing general agents/third party administrators

No significant change.

20. Fair value measurements

A. and B.

The Company had no material assets or liabilities measured and reported at fair value at March 31, 2015.

C. Certain of the Company's financial instruments are measured at fair value in our balance sheets. The fair values of these instruments are based on valuations that include inputs that can be classified within one of three levels of a hierarchy established by U.S. generally accepted accounting principles. The following are the levels of the hierarchy and a brief description of the type of valuation information ("inputs") that qualifies a financial asset or liability for each level:

- **Level 1** – Unadjusted quoted prices for identical assets or liabilities in active markets.
- **Level 2** – Inputs other than Level 1 that are based on observable market data. These include: quoted prices for similar assets in active markets, quoted prices for identical assets in inactive markets, inputs that are observable that are not prices (such as interest rates and credit risks) and inputs that are derived from or corroborated by observable markets.
- **Level 3** – Developed from unobservable data, reflecting our own assumptions.

Financial assets and liabilities are classified based upon the lowest level of input that is significant to the valuation. When quoted prices in active markets for identical assets and liabilities are available, we use these quoted market prices to determine the fair value of financial assets and liabilities and classify these assets and liabilities as Level 1. In other cases where a quoted market price for identical assets and liabilities in an active market is either not available or not observable, we estimate fair value using valuation methodologies based on available and observable market information or by using a matrix pricing model. These financial assets and liabilities would then be classified as Level 2. If quoted market prices are not available, we determine fair value using broker quotes or an internal analysis of each investment's financial performance and cash flow projections. Thus, financial assets and liabilities may be classified in Level 3 even though there may be some significant inputs that may be observable.

The carrying values and estimated fair values of the Company's financial instruments at March 31, 2015 were as follows:

	Aggregate fair value	Admitted assets	Level 1	Level 2	Level 3	Not practicable (carrying value)
Bonds, short-term investments and cash equivalents	\$219,093,865	\$218,475,784	\$21,418,666	\$197,675,199	-	-
Total	\$219,093,865	\$218,475,784	\$21,418,666	\$197,675,199	-	-

Statement as of March 31, 2015 of the **Aetna Better Health Inc. (an Ohio corporation)**

There were no material realized and unrealized capital gains, purchases, sales, settlements, or transfers into or out of the Company's Level 3 financial assets during the period ending March 31, 2015.

In evaluating the Company's management of interest rate and liquidity risk and currency exposures, the fair values of all assets and liabilities should be taken into consideration, not only those presented above.

21. Other items

No significant change.

22. Events subsequent

A. Type I - Recognized subsequent events

Subsequent events have been considered through May 12, 2015 for the statutory statement issued on May 15, 2015.

The Company had no known reportable recognized subsequent events.

B. Type II - Nonrecognized subsequent events

Subsequent events have been considered through May 12, 2015 for the statutory statement issued on May 15, 2015.

The Company had no known reportable nonrecognized subsequent events.

23. Reinsurance

No significant change.

24. Retrospectively rated contracts and contracts subject to redetermination

A. through D.: No significant change.

E. Risk Sharing Provisions of the Affordable Care Act ("ACA")

- (1) Did the reporting entity write accident and health insurance premium which is subject to the ACA risk sharing provisions (YES/NO)? Yes

Line items below where the amount is zero are due to no activity as of the reporting date.

- (2) Impact of Risk Sharing Provisions of the ACA on Admitted Assets, Liabilities and Revenue and Expenses for the Current Year:

	Amount
a. Permanent ACA Risk Adjustment Program	
Assets	
1. Premium adjustments receivable due to ACA Risk Adjustment	-
Liabilities	
2. Risk adjustment user fees payable for ACA Risk Adjustment	-
3. Premium adjustments payable due to ACA Risk Adjustment	-
Operations (Revenue & Expense)	
4. Reported as revenue in premium for accident and health contracts (written/collected) due to ACA Risk Adjustment	-
5. Reported in expenses as ACA Risk Adjustment user fees (incurred/paid)	-
b. Transitional ACA Reinsurance Program	
Assets	
1. Amounts recoverable for claims paid due to ACA Reinsurance	-
2. Amounts recoverable for claims unpaid due to ACA Reinsurance (contra liability)	-
3. Amounts receivable relating to uninsured plans for contributions for ACA Reinsurance	-
Liabilities	
4. Liabilities for contributions payable due to ACA Reinsurance not reported as ceded premium	-
5. Ceded reinsurance premiums payable due to ACA Reinsurance	-
6. Liabilities for amounts held under uninsured plans contributions for ACA Reinsurance	-

Statement as of March 31, 2015 of the **Aetna Better Health Inc. (an Ohio corporation)**

	Amount
Operations (Revenue & Expense)	
7. Ceded reinsurance premiums due to ACA Reinsurance	-
8. Reinsurance recoveries (income statement) due to ACA Reinsurance payments or expected payments	-
9. ACA Reinsurance contributions - not reported as ceded premium	-
c. Temporary ACA Risk Corridors Program	
Assets	
1. Accrued retrospective premium due to ACA Risk Corridors	-
Liabilities	
2. Reserve for rate credits or policy experience rating refunds due to ACA Risk Corridors	-
Operations (Revenue & Expense)	
3. Effect of ACA Risk Corridors on net premium income (paid/received)	-
4. Effect of ACA Risk Corridors on change in reserves for rate credits	-
(3) Roll-forward of prior year ACA risk-sharing provisions for the following asset (gross of any nonadmission) and liability balances, along with the reasons for adjustments to prior year balance.	

Accrued during the prior year on business written before December 31 of the prior year		Received or paid as of the current year on business written before December 31 of the prior year	
1	2	3	4
Receivable	(Payable)	Receivable	(Payable)

a. Permanent ACA Risk Adjustment Program				
1. Premium adjustments receivable	-	-	-	-
2. Premium adjustments (payable)	-	-	-	-
3. Subtotal ACA Permanent Risk Adjustment Program	-	-	-	-
b. Transitional ACA Reinsurance Program				
1. Amounts recoverable for claims paid	-	-	-	-
2. Amounts recoverable for claims unpaid (contra liability)	-	-	-	-
3. Amounts receivable relating to uninsured plans	-	-	-	-
4. Liabilities for contributions payable due to ACA reinsurance - not reported as ceded premium	-	-	-	-
5. Ceded reinsurance premiums payable	-	-	-	-
6. Liability for amounts held under uninsured plans	-	-	-	-
7. Subtotal ACA Transitional Reinsurance Program	-	-	-	-
c. Temporary ACA Risk Corridors Program				
1. Accrued retrospective premium	-	-	-	-
2. Reserve for rate credits or policy experience rating refunds	-	-	-	-
3. Subtotal ACA Risk Corridors Program	-	-	-	-
d. Total for ACA Risk Sharing Provisions	-	-	-	-

Statement as of March 31, 2015 of the **Aetna Better Health Inc. (an Ohio corporation)**

	Differences		Adjustments		Ref
	Prior year accrued less payments (Col 1 - 3)	Prior year accrued less payments (Col 2 - 4)	To prior year balances	To prior year balances	
	5	6	7	8	
	Receivable	(Payable)	Receivable	(Payable)	
a. Permanent ACA Risk Adjustment Program					
1. Premium adjustments receivable	-	-	-	-	N/A
2. Premium adjustments (payable)	-	-	-	-	N/A
3. Subtotal ACA Permanent Risk Adjustment Program	-	-	-	-	N/A
b. Transitional ACA Reinsurance Program					
1. Amounts recoverable for claims paid	-	-	-	-	N/A
2. Amounts recoverable for claims unpaid (contra liability)	-	-	-	-	N/A
3. Amounts receivable relating to uninsured plans	-	-	-	-	N/A
4. Liabilities for contributions payable due to ACA reinsurance - not reported as ceded premium	-	-	-	-	N/A
5. Ceded reinsurance premiums payable	-	-	-	-	N/A
6. Liability for amounts held under uninsured plans	-	-	-	-	N/A
7. Subtotal ACA Transitional Reinsurance Program	-	-	-	-	N/A
c. Temporary ACA Risk Corridors Program					
1. Accrued retrospective premium	-	-	-	-	N/A
2. Reserve for rate credits or policy experience rating refunds	-	-	-	-	N/A
3. Subtotal ACA Risk Corridors Program	-	-	-	-	N/A
d. Total for ACA Risk Sharing Provisions	-	-	-	-	N/A

Unsettled balances as of the reporting date	
Cumulative balance from prior years (col 1 - 3 + 7)	Cumulative balance from prior years (col 2 - 4 + 8)
9	10
Receivable	(Payable)

a. Permanent ACA Risk Adjustment Program		
1. Premium adjustments receivable	-	-
2. Premium adjustments (payable)	-	-
3. Subtotal ACA Permanent Risk Adjustment Program	-	-
b. Transitional ACA Reinsurance Program		
1. Amounts recoverable for claims paid	-	-
2. Amounts recoverable for claims unpaid (contra liability)	-	-
3. Amounts receivable relating to uninsured plans	-	-
4. Liabilities for contributions payable due to ACA reinsurance - not reported as ceded premium	-	-
5. Ceded reinsurance premiums payable	-	-
6. Liability for amounts held under uninsured plans	-	-
7. Subtotal ACA Transitional Reinsurance Program	-	-
c. Temporary ACA Risk Corridors Program		
1. Accrued retrospective premium	-	-
2. Reserve for rate credits or policy experience rating refunds	-	-
3. Subtotal ACA Risk Corridors Program	-	-
d. Total for ACA Risk Sharing Provisions	-	-

25. Change in incurred claims and claims adjustment expense

Reserves as of December 31, 2014 were \$101,203,720. As of March 31, 2015, \$57,354,990 has been paid for incurred claims and claim adjustment expenses attributable to insured events of prior years. Reserves remaining for prior years are now \$27,894,823 as a result of re-estimation of unpaid claims and claim adjustment expenses on Medicaid insurance. Therefore, there has been a \$14,270,657 favorable prior year development from December 31, 2014 to March 31, 2015. The decrease is generally the result of ongoing analysis of recent loss development trends. Original estimates are increased or decreased, as additional information becomes known regarding individual claims.

26. Intercompany pooling arrangements

No significant change.

27. Structured settlements

No significant change.

28. Health care receivables

No significant change.

29. Participating policies

No significant change.

30. Premium deficiency reserves

No significant change.

31. Anticipated salvage and subrogation

No significant change.

Statement as of March 31, 2015 of the Aetna Better Health Inc. (an Ohio corporation)
GENERAL INTERROGATORIES

PART 1 - COMMON INTERROGATORIES

GENERAL

- 1.1 Did the reporting entity experience any material transactions requiring the filing of Disclosure of Material Transactions with the State of Domicile, as required by the Model Act? Yes [] No [X]
- 1.2 If yes, has the report been filed with the domiciliary state? Yes [] No []
- 2.1 Has any change been made during the year of this statement in the charter, by-laws, articles of incorporation, or deed of settlement of the reporting entity? Yes [] No [X]
- 2.2 If yes, date of change:
- 3.1 Is the reporting entity a member of an Insurance Holding Company System consisting of two or more affiliated persons, one or more of which is an insurer? If yes, complete Schedule Y, Parts 1 and 1A. Yes [X] No []
- 3.2 Have there been any substantial changes in the organizational chart since the prior quarter end? Yes [X] No []
- 3.3 If the response to 3.2 is yes, provide a brief description of those changes.

On January 1, 2015, Chickering Claims Administrators, Inc. merged into Aetna Life Insurance Company. On January 1, 2015, Coventry Health Care of Georgia, Inc. merged into Aetna Health Inc. On January 1, 2015, Coventry Financial Management Services, Inc. merged into Aetna Health Holdings, LLC. On January 1, 2015, HealthAssurance Financial Services, Inc. merged into Aetna Health Holdings, LLC. On February 23, 2015, Aetna Global Holdings Limited was formed. On February 23, 2015, Healthagen International Limited was formed. On February 24, 2015, Aetna Better Health of Kentucky Insurance Company was formed. On March 1, 2015, Aetna Health Finance, Inc., a Delaware corporation was dissolved. On March 13, 2015, Healthagen International acquired Futrix Limited. On March 13, 2015, Healthagen International acquired Futrix Inc. Aetna Life Insurance Company's ownership interest in Aetna Multi-Strategy 1099 Fund changed to 77%.

- 4.1 Has the reporting entity been a party to a merger or consolidation during the period covered by this statement? Yes [] No [X]
- 4.2 If yes, provide name of entity, NAIC Company Code, and state of domicile (use two letter state abbreviation) for any entity that has ceased to exist as a result of the merger or consolidation.

1 Name of Entity	2 NAIC Company Code	3 State of Domicile
	0	

5. If the reporting entity is subject to a management agreement, including third-party administrator(s), managing general agent(s), attorney-in-fact, or similar agreement, have there been any significant changes regarding the terms of the agreement or principals involved? If yes, attach an explanation. Yes [] No [X] N/A []
- 6.1 State as of what date the latest financial examination of the reporting entity was made or is being made. N/A
- 6.2 State the as of date that the latest financial examination report became available from either the state of domicile or the reporting entity. This date should be the date of the examined balance sheet and not the date the report was completed or released. N/A
- 6.3 State as of what date the latest financial examination report because available to other states or the public from either the state of domicile or the reporting entity. This is the release date or completion date of the examination report and not the date of the examination (balance sheet date). N/A
- 6.4 By what department or departments?
N/A
- 6.5 Have all financial statement adjustments within the latest financial examination report been accounted for in a subsequent financial statement filed with the Department? Yes [] No [] N/A [X]
- 6.6 Have all of the recommendations within the latest financial examination report been complied with? Yes [] No [] N/A [X]
- 7.1 Has this reporting entity had any Certificates of Authority, licenses or registrations (including corporate registration, if applicable) suspended or revoked by any governmental entity during the reporting period? Yes [] No [X]
- 7.2 If yes, give full information:

- 8.1 Is the company a subsidiary of a bank holding company regulated with the Federal Reserve Board? Yes [] No [X]
- 8.2 If response to 8.1 is yes, please identify the name of the bank holding company.

- 8.3 Is the company affiliated with one or more banks, thrifts or securities firms? Yes [] No [X]
- 8.4 If the response to 8.3 is yes, please provide below the names and location (city and state of the main office) of any affiliates regulated by a federal regulatory services agency [i.e. the Federal Reserve Board (FRB), the Office of the Comptroller of the Currency (OCC), the Federal Deposit Insurance Corporation (FDIC) and the Securities Exchange Commission (SEC)] and identify the affiliate's primary federal regulator].

1 Affiliate Name	2 Location (City, State)	3 FRB	4 OCC	5 FDIC	6 SEC

- 9.1 Are the senior officers (principal executive officer, principal financial officer, principal accounting officer or controller, or persons performing similar functions) of the reporting entity subject to a code of ethics, which includes the following standards? Yes [X] No []
- (a) Honest and ethical conduct, including the ethical handling of actual or apparent conflicts of interest between personal and professional relationships;
- (b) Full, fair, accurate, timely and understandable disclosure in the periodic reports required to be filed by the reporting entity;
- (c) Compliance with applicable governmental laws, rules and regulations;
- (d) The prompt internal reporting of violations to an appropriate person or persons identified in the code; and
- (e) Accountability for adherence to the code.

9.11 If the response to 9.1 is No, please explain:

- 9.2 Has the code of ethics for senior managers been amended? Yes [] No [X]

Statement as of March 31, 2015 of the Aetna Better Health Inc. (an Ohio corporation)

9.21 If the response to 9.2 is Yes, provide information related to amendment(s).

9.3 Have any provisions of the code of ethics been waived for any of the specified officers? Yes [] No [X]

9.31 If the response to 9.3 is Yes, provide the nature of any waiver(s).

FINANCIAL

10.1 Does the reporting entity report any amounts due from parent, subsidiaries or affiliates on Page 2 of this statement? Yes [X] No []

10.2 If yes, indicate any amounts receivable from parent included in the Page 2 amount: \$0

INVESTMENT

11.1 Were any of the stocks, bonds, or other assets of the reporting entity loaned, placed under option agreement, or otherwise made available for use by another person? (Exclude securities under securities lending agreements.) Yes [] No [X]

11.2 If yes, give full and complete information relating thereto:

12. Amount of real estate and mortgages held in other invested assets in Schedule BA: \$0

13. Amount of real estate and mortgages held in short-term investments: \$0

14.1 Does the reporting entity have any investments in parent, subsidiaries and affiliates? Yes [] No [X]

14.2 If yes, please complete the following:

	1 Prior Year-End Book/Adjusted Carrying Value	2 Current Quarter Book/Adjusted Carrying Value
14.21 Bonds	\$0	\$0
14.22 Preferred Stock	0	0
14.23 Common Stock	0	0
14.24 Short-Term Investments	0	0
14.25 Mortgage Loans on Real Estate	0	0
14.26 All Other	0	0
14.27 Total Investment in Parent, Subsidiaries and Affiliates (Subtotal Lines 14.21 to 14.26)	\$0	\$0
14.28 Total Investment in Parent included in Lines 14.21 to 14.26 above	\$0	\$0

15.1 Has the reporting entity entered into any hedging transactions reported on Schedule DB? Yes [] No [X]

15.2 If yes, has a comprehensive description of the hedging program been made available to the domiciliary state? Yes [] No [X]

If no, attach a description with this statement.

16. For the reporting entity's security lending program, state the amount of the following as of current statement date:

16.1 Total fair value of reinvested collateral assets reported on Schedule DL, Parts 1 and 2: \$0

16.2 Total book adjusted/carrying value of reinvested collateral assets reported on Schedule DL, Parts 1 and 2: \$0

16.3 Total payable for securities lending reported on the liability page: \$0

17. Excluding items in Schedule E-Part 3-Special Deposits, real estate, mortgage loans and investments held physically in the reporting entity's offices, vaults or safety deposit boxes, were all stocks, bonds and other securities, owned throughout the current year held pursuant to a custodial agreement with a qualified bank or trust company in accordance with Section 1, III - General Examination Considerations, F. Outsourcing of Critical Functions, Custodial or Safekeeping Agreements of the NAIC *Financial Condition Examiners Handbook*?

17.1 For all agreements that comply with the requirements of the NAIC *Financial Condition Examiners Handbook*, complete the following:

1 Name of Custodian(s)	2 Custodian Address
State Street Bank and Trust Company	State Street Financial Center, One Lincoln Street, Boston, MA 02111-2900

17.2 For all agreements that do not comply with the requirements of the NAIC *Financial Condition Examiners Handbook*, provide the name, location and a complete explanation

1 Name(s)	2 Location(s)	3 Complete Explanation(s)
All agreements comply.		

17.3 Have there been any changes, including name changes, in the custodian(s) identified in 17.1 during the current quarter? Yes [] No [X]

17.4 If yes, give full and complete information relating thereto:

1 Old Custodian	2 New Custodian	3 Date of Change	4 Reason
N/A			

17.5 Identify all investment advisors, broker/dealers or individuals acting on behalf of broker/dealers that have access to the investment accounts, handle securities and have authority to make investments on behalf of the reporting entity:

1 Central Registration Depository	2 Name(s)	3 Address
N/A		

18.1 Have all the filing requirements of the *Purposes and Procedures Manual of the NAIC Securities Valuation Office* been followed? Yes [X] No []

18.2 If no, list exceptions:

Statement as of March 31, 2015 of the **Aetna Better Health Inc. (an Ohio corporation)**
GENERAL INTERROGATORIES (continued)

PART 2 - HEALTH

1. Operating Percentages:		
1.1 A&H loss percent		<u>82.6 %</u>
1.2 A&H cost containment percent		<u>2.9 %</u>
1.3 A&H expense percent excluding cost containment expenses		<u>12.4 %</u>
2.1 Do you act as a custodian for health savings accounts?	Yes [<input type="checkbox"/>]	No [<input checked="" type="checkbox"/>]
2.2 If yes, please provide the amount of custodial funds held as of the reporting date.		<u>0</u>
2.3 Do you act as an administrator for health savings accounts?	Yes [<input type="checkbox"/>]	No [<input checked="" type="checkbox"/>]
2.4 If yes, please provide the amount of funds administered as of the reporting date.		<u>0</u>

SCHEDULE S - CEDED REINSURANCE

Showing All New Reinsurance Treaties - Current Year to Date

1 NAIC Company Code	2 ID Number	3 Effective Date	4 Name of Reinsurer	5 Domiciliary Jurisdiction	6 Type of Reinsurance Ceded	7 Type of Reinsurer	8 Certified Reinsurer Rating (1 through 6)	9 Effective Date of Certified Reinsurer Rating
------------------------------	-------------------	------------------------	------------------------	----------------------------------	--------------------------------------	---------------------------	---	---

NONE

Statement as of March 31, 2015 of the Aetna Better Health Inc. (an Ohio corporation)
SCHEDULE T - PREMIUMS AND OTHER CONSIDERATIONS

Current Year to Date - Allocated by States and Territories

State, Etc.	1 Active Status	Direct Business Only							
		2 Accident and Health Premiums	3 Medicare Title XVIII	4 Medicaid Title XIX	5 Federal Employees Health Benefits Program Premiums	6 Life and Annuity Premiums and Other Considerations	7 Property/Casualty Premiums	8 Total Columns 2 through 7	9 Deposit-Type Contracts
1. Alabama.....AL	N	0	0	0	0	0	0	0	0
2. Alaska.....AK	N	0	0	0	0	0	0	0	0
3. Arizona.....AZ	N	0	0	0	0	0	0	0	0
4. Arkansas.....AR	N	0	0	0	0	0	0	0	0
5. California.....CA	N	0	0	0	0	0	0	0	0
6. Colorado.....CO	N	0	0	0	0	0	0	0	0
7. Connecticut.....CT	N	0	0	0	0	0	0	0	0
8. Delaware.....DE	N	0	0	0	0	0	0	0	0
9. District of Columbia.....DC	N	0	0	0	0	0	0	0	0
10. Florida.....FL	N	0	0	0	0	0	0	0	0
11. Georgia.....GA	N	0	0	0	0	0	0	0	0
12. Hawaii.....HI	N	0	0	0	0	0	0	0	0
13. Idaho.....ID	N	0	0	0	0	0	0	0	0
14. Illinois.....IL	N	0	0	0	0	0	0	0	0
15. Indiana.....IN	N	0	0	0	0	0	0	0	0
16. Iowa.....IA	N	0	0	0	0	0	0	0	0
17. Kansas.....KS	N	0	0	0	0	0	0	0	0
18. Kentucky.....KY	N	0	0	0	0	0	0	0	0
19. Louisiana.....LA	N	0	0	0	0	0	0	0	0
20. Maine.....ME	N	0	0	0	0	0	0	0	0
21. Maryland.....MD	N	0	0	0	0	0	0	0	0
22. Massachusetts.....MA	N	0	0	0	0	0	0	0	0
23. Michigan.....MI	N	0	0	0	0	0	0	0	0
24. Minnesota.....MN	N	0	0	0	0	0	0	0	0
25. Mississippi.....MS	N	0	0	0	0	0	0	0	0
26. Missouri.....MO	N	0	0	0	0	0	0	0	0
27. Montana.....MT	N	0	0	0	0	0	0	0	0
28. Nebraska.....NE	N	0	0	0	0	0	0	0	0
29. Nevada.....NV	N	0	0	0	0	0	0	0	0
30. New Hampshire.....NH	N	0	0	0	0	0	0	0	0
31. New Jersey.....NJ	N	0	0	0	0	0	0	0	0
32. New Mexico.....NM	N	0	0	0	0	0	0	0	0
33. New York.....NY	N	0	0	0	0	0	0	0	0
34. North Carolina.....NC	N	0	0	0	0	0	0	0	0
35. North Dakota.....ND	N	0	0	0	0	0	0	0	0
36. Ohio.....OH	L	0	67,470,434	141,381,685	0	0	208,852,119	0	0
37. Oklahoma.....OK	N	0	0	0	0	0	0	0	0
38. Oregon.....OR	N	0	0	0	0	0	0	0	0
39. Pennsylvania.....PA	N	0	0	0	0	0	0	0	0
40. Rhode Island.....RI	N	0	0	0	0	0	0	0	0
41. South Carolina.....SC	N	0	0	0	0	0	0	0	0
42. South Dakota.....SD	N	0	0	0	0	0	0	0	0
43. Tennessee.....TN	N	0	0	0	0	0	0	0	0
44. Texas.....TX	N	0	0	0	0	0	0	0	0
45. Utah.....UT	N	0	0	0	0	0	0	0	0
46. Vermont.....VT	N	0	0	0	0	0	0	0	0
47. Virginia.....VA	N	0	0	0	0	0	0	0	0
48. Washington.....WA	N	0	0	0	0	0	0	0	0
49. West Virginia.....WV	N	0	0	0	0	0	0	0	0
50. Wisconsin.....WI	N	0	0	0	0	0	0	0	0
51. Wyoming.....WY	N	0	0	0	0	0	0	0	0
52. American Samoa.....AS	N	0	0	0	0	0	0	0	0
53. Guam.....GU	N	0	0	0	0	0	0	0	0
54. Puerto Rico.....PR	N	0	0	0	0	0	0	0	0
55. U.S. Virgin Islands.....VI	N	0	0	0	0	0	0	0	0
56. Northern Mariana Islands.....MP	N	0	0	0	0	0	0	0	0
57. Canada.....CAN	N	0	0	0	0	0	0	0	0
58. Aggregate Other alien.....OT	XXX	0	0	0	0	0	0	0	0
59. Subtotal.....XXX		0	67,470,434	141,381,685	0	0	208,852,119	0	0
60. Reporting entity contributions for Employee Benefit Plans.....XXX		0	0	0	0	0	0	0	0
61. Total (Direct Business).....(a)	1	0	67,470,434	141,381,685	0	0	208,852,119	0	0

DETAILS OF WRITE-INS

58001.....	0	0	0	0	0	0	0	0	0
58002.....	0	0	0	0	0	0	0	0	0
58003.....	0	0	0	0	0	0	0	0	0
58998. Summary of remaining write-ins for line 58 from overflow page.....	0	0	0	0	0	0	0	0	0
58999. Total (Lines 58001 thru 58003 plus 58998) (Line 58 above).....	0	0	0	0	0	0	0	0	0

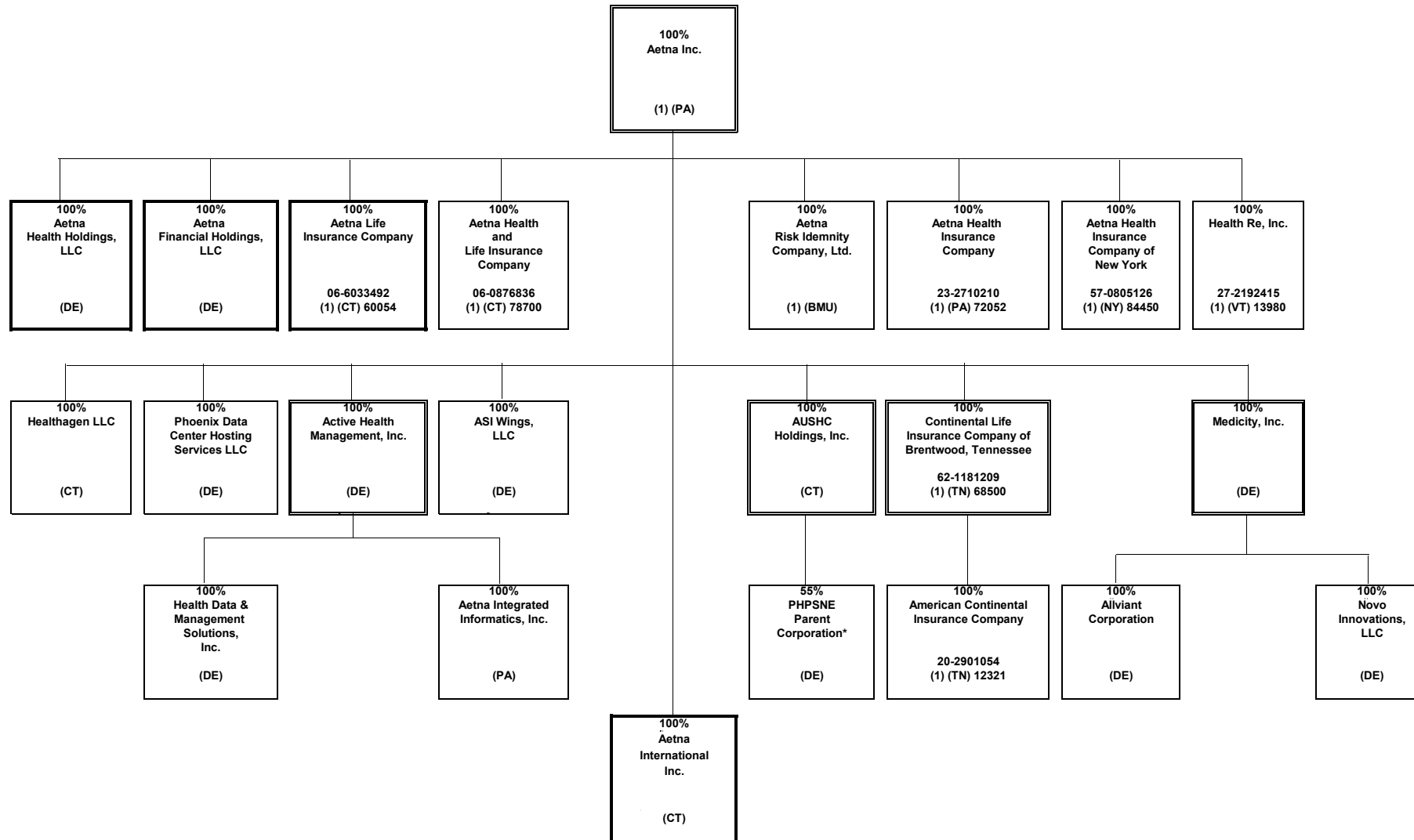
(L) - Licensed or Chartered - Licensed Insurance Carrier or Domiciled RRG; (R) - Registered - Non-domiciled RRGs; (Q) - Qualified - Qualified or Accredited Reinsurer;

(E) - Eligible - Reporting Entities eligible or approved to write Surplus Lines in the state; (N) - None of the above - Not allowed to write business in the state.

(a) Insert the number of L responses except for Canada and Other Alien.

SCHEDULE Y - INFORMATION CONCERNING ACTIVITIES OF INSURANCE MEMBERS OF A HOLDING COMPANY GROUP

PART 1 - ORGANIZATIONAL CHART

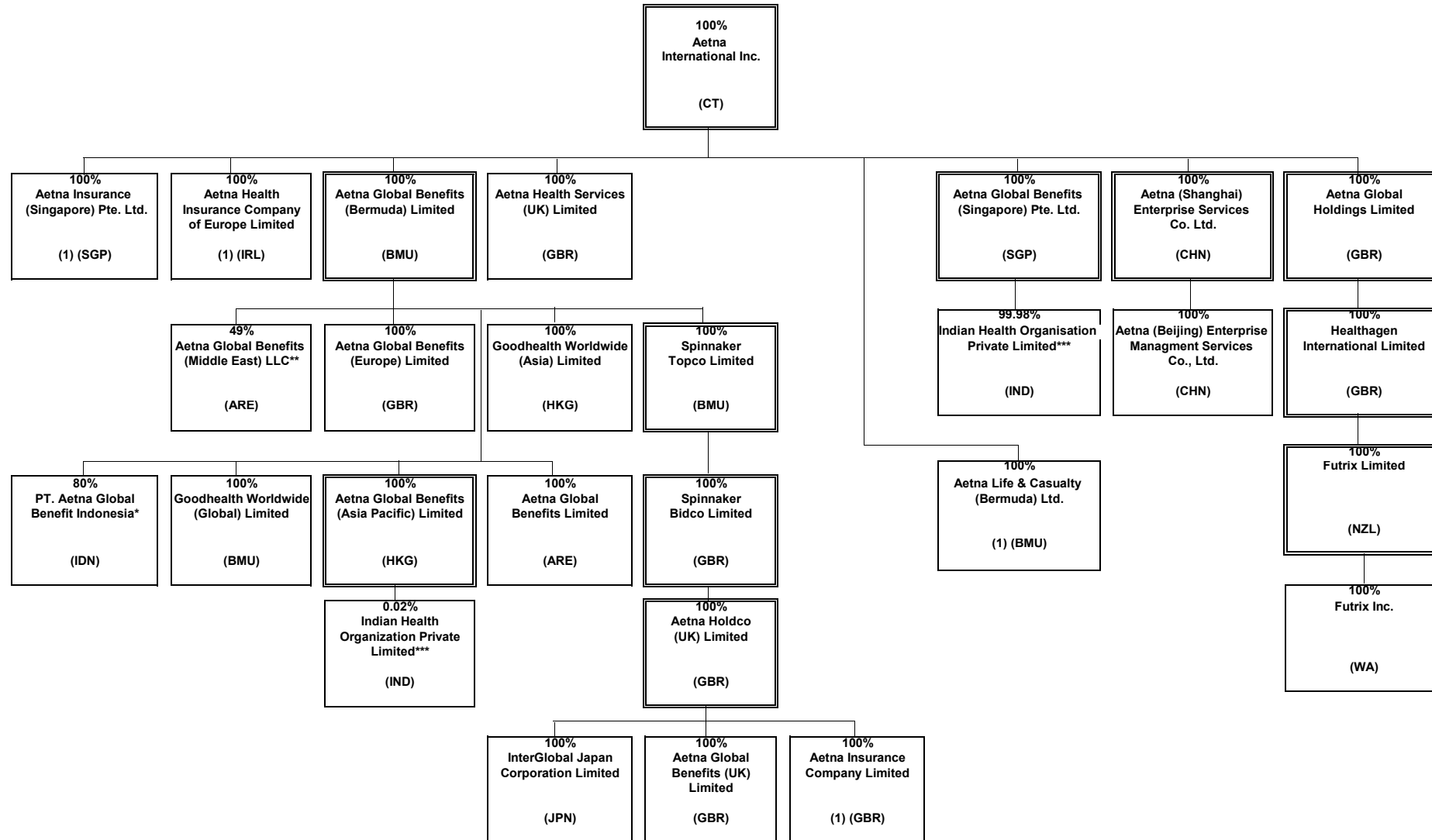


(1) Insurers/HMO's
 Percentages are rounded to the nearest whole percent and based on ownership of voting rights.
 Double borders indicate entity has subsidiaries shown on the same page.
 Bold borders indicate entity has subsidiaries shown on a separate page.

*55% is owned by AUSHC Holdings, Inc. and 45% is owned by third parties.

SCHEDULE Y - INFORMATION CONCERNING ACTIVITIES OF INSURANCE MEMBERS OF A HOLDING COMPANY GROUP

PART 1 - ORGANIZATIONAL CHART



*Aetna Global Benefits (Bermuda) Limited owns 80% and 20% is owned by Suhatsyah Rivai, Aetna's Nominee.

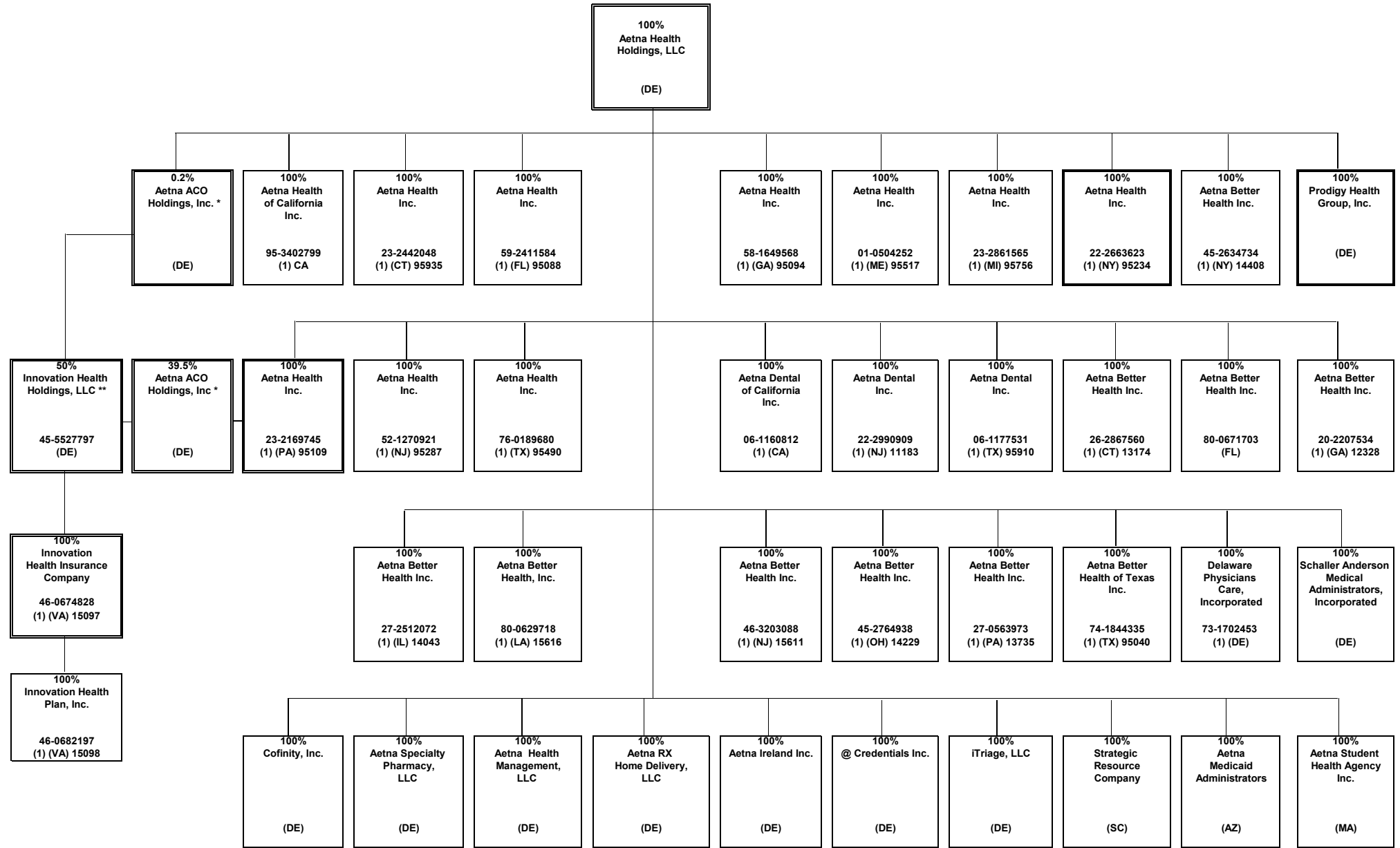
** Aetna Global Benefits (Bermuda) Limited owns 49% and 51% is owned by Euro Gulf LLC, Aetna's Nominee.

*** Aetna Global Benefits (Asia Pacific) Limited owns 0.019857% of Indian Health Organization Private Limited and Aetna Global Benefits (Singapore) Pte. Ltd. owns 99.980143%.

Statement as of March 31, 2015 of the **Aetna Better Health Inc. (an Ohio corporation)**

SCHEDULE Y - INFORMATION CONCERNING ACTIVITIES OF INSURANCE MEMBERS OF A HOLDING COMPANY GROUP

PART 1 - ORGANIZATIONAL CHART

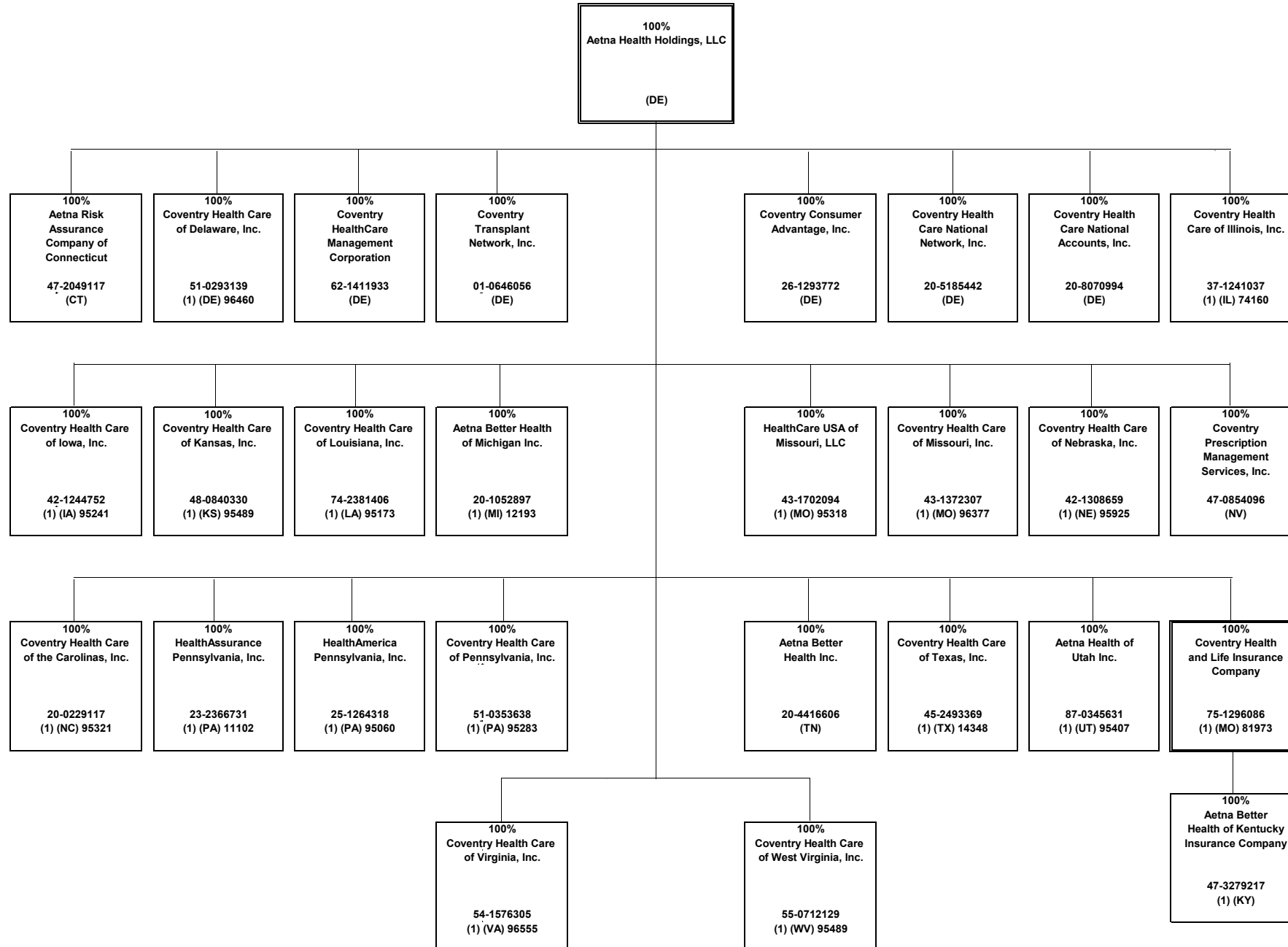


* Aetna Life Insurance Company owns 302 shares, Aetna Health Inc. (PA) owns 198 shares and Aetna Health Holdings, LLC owns 1 share.
 ** Innovation Health Holdings, LLC is 50% owned by Aetna ACO Holdings, Inc. and 50% owned by Inova Health System Foundation, an unaffiliated company.

Q15.2

SCHEDULE Y - INFORMATION CONCERNING ACTIVITIES OF INSURANCE MEMBERS OF A HOLDING COMPANY GROUP

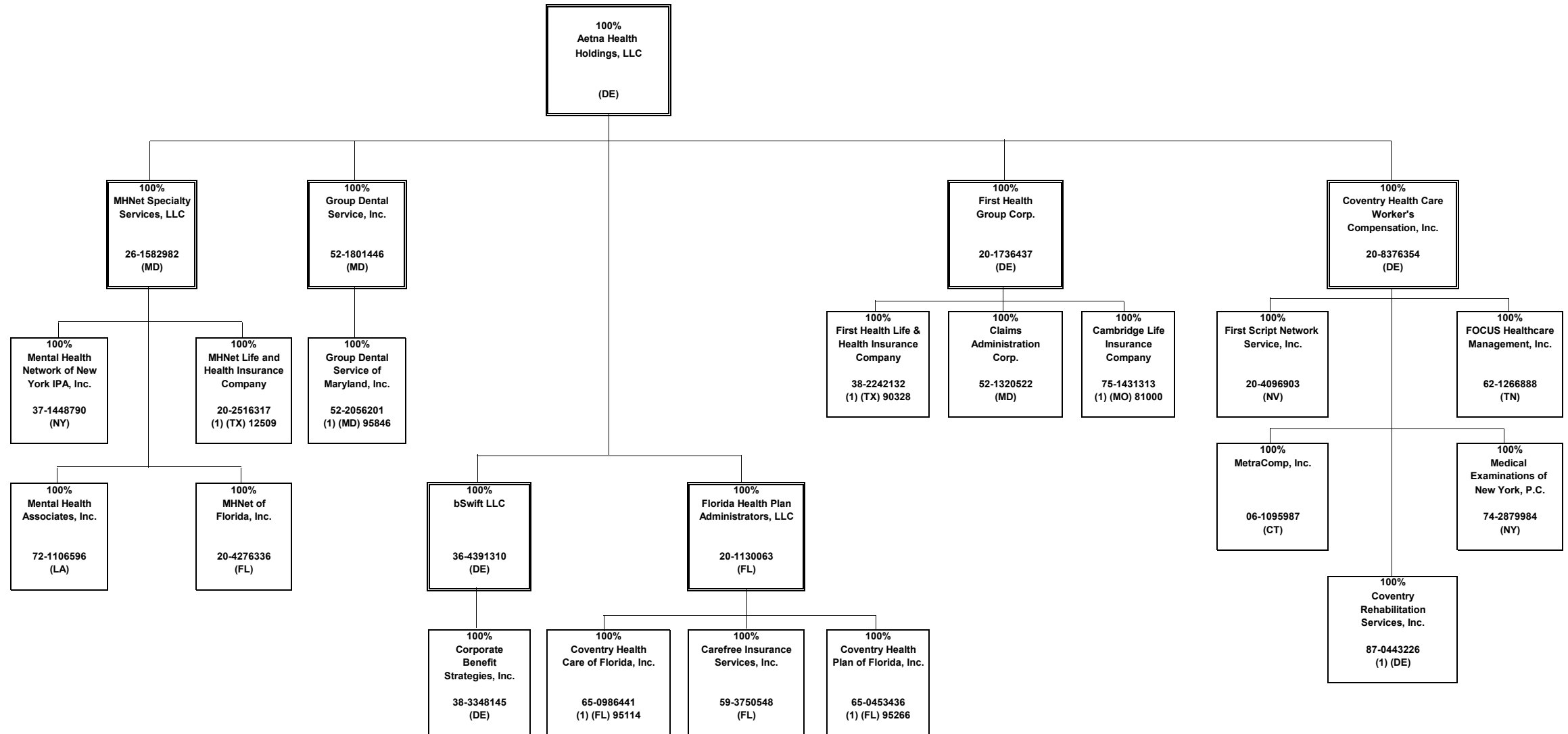
PART 1 - ORGANIZATIONAL CHART



SCHEDULE Y - INFORMATION CONCERNING ACTIVITIES OF INSURANCE MEMBERS OF A HOLDING COMPANY GROUP

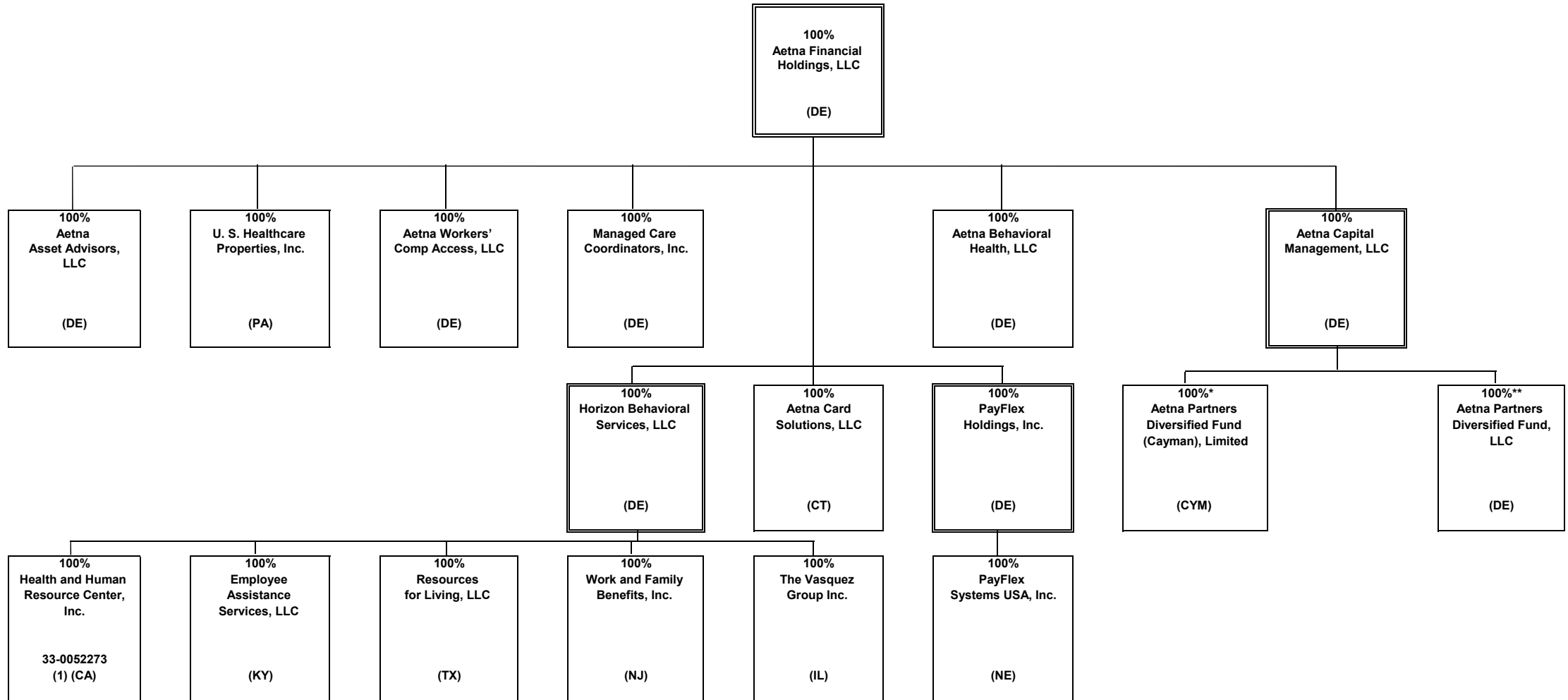
PART 1 - ORGANIZATIONAL CHART

Q15.4



SCHEDULE Y - INFORMATION CONCERNING ACTIVITIES OF INSURANCE MEMBERS OF A HOLDING COMPANY GROUP

PART 1 - ORGANIZATIONAL CHART



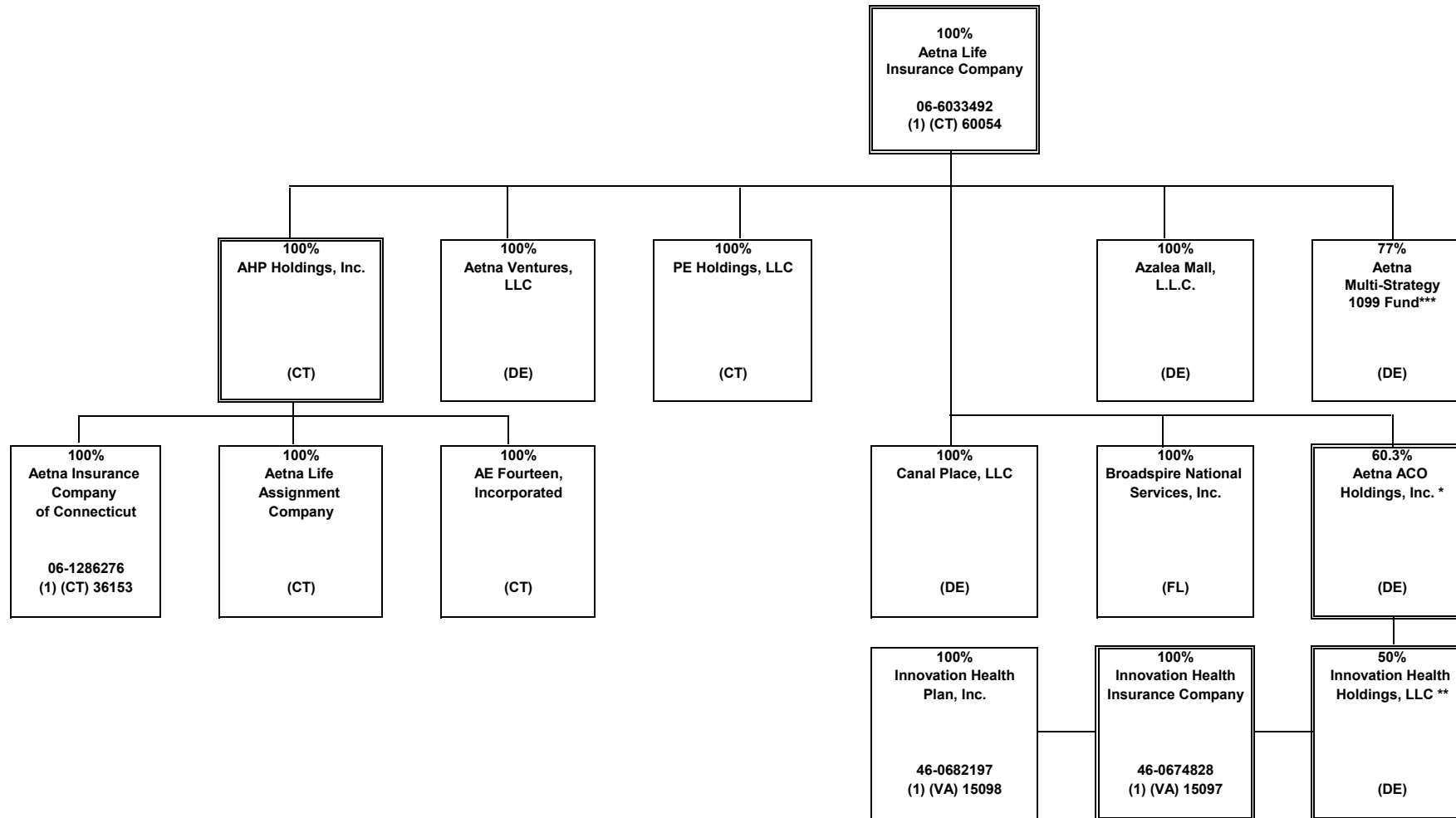
Q15.5

* Aetna Life Insurance Company owns the Class C participating shares of Aetna Partners Diversified Fund (Cayman), Limited.

** Aetna Life Insurance Company and Aetna Health and Life Insurance Company own substantially all of the non-managing member interests of Aetna Partners Diversified Fund, LLC.

SCHEDULE Y - INFORMATION CONCERNING ACTIVITIES OF INSURANCE MEMBERS OF A HOLDING COMPANY GROUP

PART 1 - ORGANIZATIONAL CHART



Q15.6

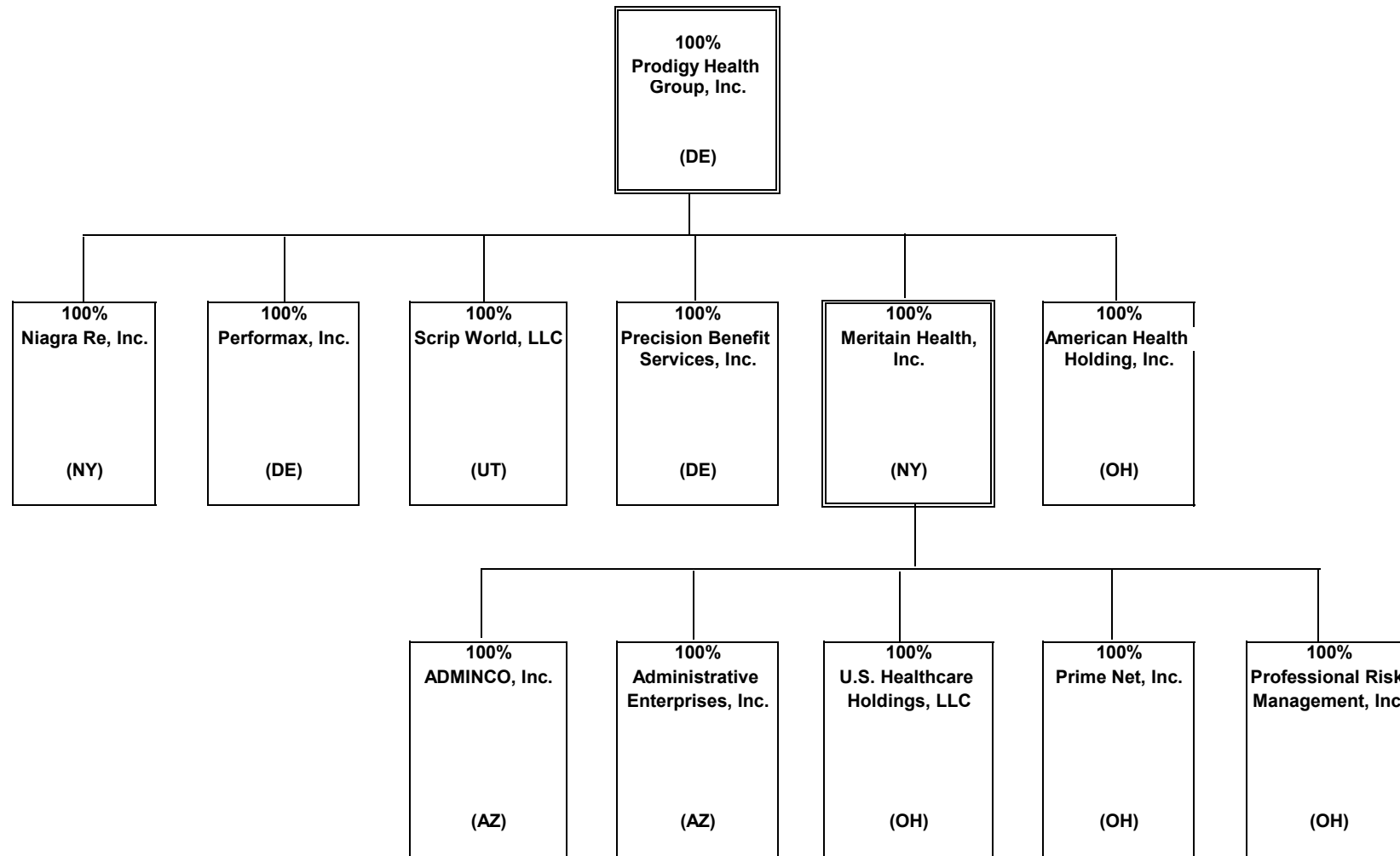
* Aetna Life Insurance Company owns 302 shares, Aetna Health Inc. (PA) owns 198 shares and Aetna Health Holdings, LLC owns 1 share.

** Innovation Health Holdings, LLC is 50% owned by Aetna ACO Holdings, Inc. and 50% owned by Inova Health System Foundation, an unaffiliated company.

***77% is invested and owned by Aetna Life Insurance Company and 23% is invested and owned by external accredited investors.

SCHEDULE Y - INFORMATION CONCERNING ACTIVITIES OF INSURANCE MEMBERS OF A HOLDING COMPANY GROUP

PART 1 - ORGANIZATIONAL CHART



Q15.7

Statement as of March 31, 2015 of the **Aetna Better Health Inc. (an Ohio corporation)**

SCHEDULE Y

PART 1A - DETAIL OF INSURANCE HOLDING COMPANY SYSTEM

1	2	3	4	5	6	7	8	9	10	11	12	13	14	15
Group Code	Group Name	NAIC Company Code	ID Number	Federal RSSD	CIK	Name of Securities Exchange if Publicly Traded (U.S. or International)	Names of Parent, Subsidiaries or Affiliates	Domiciliary Location	Relationship to Reporting Entity	Directly Controlled by (Name of Entity/Person)	Type of Control (Ownership Board, Management Attorney-in-Fact, Influence, Other)	If Control is Ownership Provide Percentage	Ultimate Controlling Entity(ies)/Person(s)	*
Members														
0001.....	AETNA INC.....	00000...	23-2229683..	3060706....	1122304..	N.....	Aetna Inc.....	PA.....	UIP.....		0.000		0.....
0001.....	AETNA INC.....	00000...	30-0123754..	0.....	0.....		Aetna Health Holdings, LLC.....	DE.....	UDP.....	Aetna Inc.....	Ownership.....	...100.000	Aetna Inc.....	0.....
0001.....	AETNA INC.....	00000...	45-4901541..	0.....	0.....		Aetna ACO Holdings, Inc.....	DE.....	NIA.....	Aetna Health Holdings, LLC.....	Ownership.....0.200	Aetna Inc.....	4.....
0001.....	AETNA INC.....	00000...	45-5527797..	0.....	0.....		Innovation Health Holdings, LLC.....	DE.....	NIA.....	Aetna ACO Holdings, Inc.....	Ownership.....	...50.000	Aetna Inc.....	7.....
0001.....	AETNA INC.....	15097...	46-0674828..	0.....	0.....		Innovation Health Insurance Company.....	VA.....	IA.....	Innovation Health Holdings, LLC.....	Ownership.....	...100.000	Aetna Inc.....	0.....
0001.....	AETNA INC.....	15098...	46-0682197..	0.....	0.....		Innovation Health Plan, Inc.....	VA.....	IA.....	Innovation Health Insurance Company.....	Ownership.....	...100.000	Aetna Inc.....	0.....
0001.....	AETNA INC.....	00000...	95-3402799..	0.....	0.....		Aetna Health of California Inc.....	CA.....	IA.....	Aetna Health Holdings, LLC.....	Ownership.....	...100.000	Aetna Inc.....	0.....
0001.....	AETNA INC.....	95935...	23-2442048..	0.....	0.....		Aetna Health Inc.....	CT.....	IA.....	Aetna Health Holdings, LLC.....	Ownership.....	...100.000	Aetna Inc.....	0.....
0001.....	AETNA INC.....	95088...	59-2411584..	0.....	0.....		Aetna Health Inc.....	FL.....	IA.....	Aetna Health Holdings, LLC.....	Ownership.....	...100.000	Aetna Inc.....	0.....
0001.....	AETNA INC.....	95094...	58-1649568..	0.....	0.....		Aetna Health Inc.....	GA.....	IA.....	Aetna Health Holdings, LLC.....	Ownership.....	...100.000	Aetna Inc.....	0.....
0001.....	AETNA INC.....	95517...	01-0504252..	0.....	0.....		Aetna Health Inc.....	ME.....	IA.....	Aetna Health Holdings, LLC.....	Ownership.....	...100.000	Aetna Inc.....	0.....
0001.....	AETNA INC.....	95756...	23-2861565..	0.....	0.....		Aetna Health Inc.....	MI.....	IA.....	Aetna Health Holdings, LLC.....	Ownership.....	...100.000	Aetna Inc.....	0.....
0001.....	AETNA INC.....	95287...	52-1270921..	0.....	0.....		Aetna Health Inc.....	NJ.....	IA.....	Aetna Health Holdings, LLC.....	Ownership.....	...100.000	Aetna Inc.....	0.....
0001.....	AETNA INC.....	95234...	22-2663623..	0.....	0.....		Aetna Health Inc.....	NY.....	IA.....	Aetna Health Holdings, LLC.....	Ownership.....	...100.000	Aetna Inc.....	0.....
0001.....	AETNA INC.....	14408...	45-2634734..	0.....	0.....		Aetna Better Health Inc.....	NY.....	IA.....	Aetna Health Inc. (NY).....	Ownership.....	...100.000	Aetna Inc.....	0.....
0001.....	AETNA INC.....	95109...	23-2169745..	0.....	0.....		Aetna Health Inc.....	PA.....	IA.....	Aetna Health Holdings, LLC.....	Ownership.....	...100.000	Aetna Inc.....	0.....
0001.....	AETNA INC.....	00000...	45-4901541..	0.....	0.....		Aetna ACO Holdings, Inc.....	DE.....	NIA.....	Aetna Health Inc. (PA).....	Ownership.....	...39.500	Aetna Inc.....	4.....
0001.....	AETNA INC.....	95490...	76-0189680..	0.....	0.....		Aetna Health Inc.....	TX.....	IA.....	Aetna Health Holdings, LLC.....	Ownership.....	...100.000	Aetna Inc.....	0.....
0001.....	AETNA INC.....	95040...	74-1844335..	0.....	0.....		Aetna Better Health of Texas Inc.....	TX.....	NIA.....	Aetna Health Holdings, LLC.....	Ownership.....	...100.000	Aetna Inc.....	0.....
0001.....	AETNA INC.....	12328...	20-2207534..	0.....	0.....		Aetna Better Health Inc.....	GA.....	IA.....	Aetna Health Holdings, LLC.....	Ownership.....	...100.000	Aetna Inc.....	0.....
0001.....	AETNA INC.....	00000...	06-1160812..	0.....	0.....		Aetna Dental of California Inc.....	CA.....	IA.....	Aetna Health Holdings, LLC.....	Ownership.....	...100.000	Aetna Inc.....	0.....
0001.....	AETNA INC.....	11183...	22-2990909..	0.....	0.....		Aetna Dental Inc.....	NJ.....	IA.....	Aetna Health Holdings, LLC.....	Ownership.....	...100.000	Aetna Inc.....	0.....
0001.....	AETNA INC.....	95910...	06-1177531..	0.....	0.....		Aetna Dental Inc.....	TX.....	IA.....	Aetna Health Holdings, LLC.....	Ownership.....	...100.000	Aetna Inc.....	0.....
0001.....	AETNA INC.....	00000...	30-0123760..	0.....	0.....		Aetna Rx Home Delivery, LLC.....	DE.....	NIA.....	Aetna Health Holdings, LLC.....	Ownership.....	...100.000	Aetna Inc.....	0.....
0001.....	AETNA INC.....	00000...	13-3670795..	0.....	0.....		Aetna Health Management, LLC.....	DE.....	NIA.....	Aetna Health Holdings, LLC.....	Ownership.....	...100.000	Aetna Inc.....	0.....
0001.....	AETNA INC.....	00000...	22-3187443..	0.....	0.....		Aetna Ireland Inc.....	DE.....	NIA.....	Aetna Health Holdings, LLC.....	Ownership.....	...100.000	Aetna Inc.....	0.....
0001.....	AETNA INC.....	00000...	57-1209768..	0.....	0.....		Aetna Specialty Pharmacy, LLC.....	DE.....	NIA.....	Aetna Health Holdings, LLC.....	Ownership.....	...100.000	Aetna Inc.....	0.....
0001.....	AETNA INC.....	00000...	20-1274723..	0.....	0.....		Cofinity, Inc.....	DE.....	NIA.....	Aetna Health Holdings, LLC.....	Ownership.....	...100.000	Aetna Inc.....	0.....
0001.....	AETNA INC.....	00000...	23-2671370..	0.....	0.....		@Credentials Inc.....	DE.....	NIA.....	Aetna Health Holdings, LLC.....	Ownership.....	...100.000	Aetna Inc.....	0.....
0001.....	AETNA INC.....	00000...	57-0640344..	0.....	0.....		Strategic Resource Company.....	SC.....	NIA.....	Aetna Health Holdings, LLC.....	Ownership.....	...100.000	Aetna Inc.....	0.....
0001.....	AETNA INC.....	13735...	27-0563973..	0.....	0.....		Aetna Better Health Inc.....	PA.....	IA.....	Aetna Health Holdings, LLC.....	Ownership.....	...100.000	Aetna Inc.....	0.....
0001.....	AETNA INC.....	13174...	26-2867560..	0.....	0.....		Aetna Better Health Inc.....	CT.....	IA.....	Aetna Health Holdings, LLC.....	Ownership.....	...100.000	Aetna Inc.....	0.....
0001.....	AETNA INC.....	14043...	27-2512072..	0.....	0.....		Aetna Better Health Inc.....	IL.....	IA.....	Aetna Health Holdings, LLC.....	Ownership.....	...100.000	Aetna Inc.....	0.....
0001.....	AETNA INC.....	15616...	80-0629718..	0.....	0.....		Aetna Better Health, Inc.....	LA.....	IA.....	Aetna Health Holdings, LLC.....	Ownership.....	...100.000	Aetna Inc.....	0.....
0001.....	AETNA INC.....	00000...	80-0671703..	0.....	0.....		Aetna Better Health Inc.....	FL.....	NIA.....	Aetna Health Holdings, LLC.....	Ownership.....	...100.000	Aetna Inc.....	0.....
0001.....	AETNA INC.....	14229...	25-2764938..	0.....	0.....		Aetna Better Health Inc.....	OH.....		Aetna Health Holdings, LLC.....	Ownership.....	...100.000	Aetna Inc.....	0.....

Q16

Statement as of March 31, 2015 of the **Aetna Better Health Inc. (an Ohio corporation)**

SCHEDULE Y

PART 1A - DETAIL OF INSURANCE HOLDING COMPANY SYSTEM

1	2	3	4	5	6	7	8	9	10	11	12	13	14	15
Group Code	Group Name	NAIC Company Code	ID Number	Federal RSSD	CIK	Name of Securities Exchange if Publicly Traded (U.S. or International)	Names of Parent, Subsidiaries or Affiliates	Domiciliary Location	Relationship to Reporting Entity	Directly Controlled by (Name of Entity/Person)	Type of Control (Ownership Board, Management Attorney-in-Fact, Influence, Other)	If Control is Ownership Provide Percentage	Ultimate Controlling Entity(ies)/Person(s)	*
0001.....	AETNA INC.....	15611...	46-3203088..	0.....	0.....		Aetna Better Health Inc.....	NJ.....	IA.....	Aetna Health Holdings, LLC.....	Ownership.....	...100.000	Aetna Inc.....	0.....
0001.....	AETNA INC.....	00000...	04-2708160..	0.....	0.....		Aetna Student Health Agency Inc.....	MA.....	NIA.....	Aetna Health Holdings, LLC.....	Ownership.....	...100.000	Aetna Inc.....	0.....
0001.....	AETNA INC.....	00000...	73-1702453..	0.....	0.....		Delaware Physicians Care, Incorporated.....	DE.....	IA.....	Aetna Health Holdings, LLC.....	Ownership.....	...100.000	Aetna Inc.....	0.....
0001.....	AETNA INC.....	00000...	01-0826783..	0.....	0.....		Schaller Anderson Medical Administrators, Incorporated.....	DE.....	NIA.....	Aetna Health Holdings, LLC.....	Ownership.....	...100.000	Aetna Inc.....	0.....
0001.....	AETNA INC.....	00000...	86-0842559..	0.....	0.....		Aetna Medicaid Administrators LLC.....	AZ.....	NIA.....	Aetna Health Holdings, LLC.....	Ownership.....	...100.000	Aetna Inc.....	0.....
0001.....	AETNA INC.....	00000...	45-2944270..	0.....	0.....		iTriage, LLC.....	DE.....	NIA.....	Aetna Health Holdings, LLC.....	Ownership.....	...100.000	Aetna Inc.....	0.....
0001.....	AETNA INC.....	00000...	16-1471176..	0.....	0.....		Prodigy Health Group, Inc.....	DE.....	NIA.....	Aetna Health Holdings, LLC.....	Ownership.....	...100.000	Aetna Inc.....	0.....
0001.....	AETNA INC.....	00000...	20-0438576..	0.....	0.....		Niagara Re, Inc.....	NY.....	NIA.....	Prodigy Health Group, Inc.....	Ownership.....	...100.000	Aetna Inc.....	0.....
0001.....	AETNA INC.....	00000...	52-2200070..	0.....	0.....		Performax, Inc.....	DE.....	NIA.....	Prodigy Health Group, Inc.....	Ownership.....	...100.000	Aetna Inc.....	0.....
0001.....	AETNA INC.....	00000...	87-0632355..	0.....	0.....		Scrip World, LLC.....	UT.....	NIA.....	Prodigy Health Group, Inc.....	Ownership.....	...100.000	Aetna Inc.....	0.....
0001.....	AETNA INC.....	00000...	27-1760756..	0.....	0.....		Precision Benefit Services, Inc.....	DE.....	NIA.....	Prodigy Health Group, Inc.....	Ownership.....	...100.000	Aetna Inc.....	0.....
0001.....	AETNA INC.....	00000...	31-1368946..	0.....	0.....		American Health Holding, Inc.....	OH.....	NIA.....	Prodigy Health Group, Inc.....	Ownership.....	...100.000	Aetna Inc.....	0.....
0001.....	AETNA INC.....	00000...	16-1264154..	0.....	0.....		Meritain Health, Inc.....	NY.....	NIA.....	Prodigy Health Group, Inc.....	Ownership.....	...100.000	Aetna Inc.....	0.....
0001.....	AETNA INC.....	00000...	86-0537707..	0.....	0.....		ADMINCO, Inc.....	AZ.....	NIA.....	Meritain Health, Inc.....	Ownership.....	...100.000	Aetna Inc.....	0.....
0001.....	AETNA INC.....	00000...	86-0527428..	0.....	0.....		Administrative Enterprises, Inc.....	AZ.....	NIA.....	Meritain Health, Inc.....	Ownership.....	...100.000	Aetna Inc.....	0.....
0001.....	AETNA INC.....	00000...	16-1684061..	0.....	0.....		U.S. Healthcare Holdings, LLC.....	OH.....	NIA.....	Meritain Health, Inc.....	Ownership.....	...100.000	Aetna Inc.....	0.....
0001.....	AETNA INC.....	00000...	34-1670299..	0.....	0.....		Prime Net, Inc.....	OH.....	NIA.....	Meritain Health, Inc.....	Ownership.....	...100.000	Aetna Inc.....	0.....
0001.....	AETNA INC.....	00000...	34-1348032..	0.....	0.....		Professional Risk Management, Inc.....	OH.....	NIA.....	Meritain Health, Inc.....	Ownership.....	...100.000	Aetna Inc.....	0.....
0001.....	AETNA INC.....	68500...	62-1181209..	0.....	0.....		Continental Life Insurance Company of Brentwood, Tennessee.....	TN.....	IA.....	Aetna Inc.....	Ownership.....	...100.000	Aetna Inc.....	0.....
0001.....	AETNA INC.....	12321...	20-2901054..	0.....	0.....		American Continental Insurance Company.....	TN.....	IA.....	Continental Life Insurance Company of Brentwood, Tennessee.....	Ownership.....	...100.000	Aetna Inc.....	0.....
0001.....	AETNA INC.....	60054...	06-6033492..	0.....	0.....		Aetna Life Insurance Company.....	CT.....	IA.....	Aetna Inc.....	Ownership.....	...100.000	Aetna Inc.....	0.....
0001.....	AETNA INC.....	00000...	45-4901541..	0.....	0.....		Aetna ACO Holdings, Inc.....	DE.....	NIA.....	Aetna Life Insurance Company.....	Ownership.....	...60.300	Aetna Inc.....	4.....
0001.....	AETNA INC.....	00000...	06-1270755..	0.....	0.....		AHP Holdings, Inc.....	CT.....	NIA.....	Aetna Life Insurance Company.....	Ownership.....	...100.000	Aetna Inc.....	0.....
0001.....	AETNA INC.....	36153...	06-1286276..	0.....	0.....		Aetna Insurance Company of Connecticut.....	CT.....	IA.....	AHP Holdings, Inc.....	Ownership.....	...100.000	Aetna Inc.....	0.....
0001.....	AETNA INC.....	00000...	06-1028469..	0.....	0.....		AE Fourteen, Incorporated.....	CT.....	NIA.....	AHP Holdings, Inc.....	Ownership.....	...100.000	Aetna Inc.....	0.....
0001.....	AETNA INC.....	00000...	06-1373153..	0.....	0.....		Aetna Life Assignment Company.....	CT.....	NIA.....	AHP Holdings, Inc.....	Ownership.....	...100.000	Aetna Inc.....	0.....
0001.....	AETNA INC.....	00000...	20-3678339..	0.....	0.....		PE Holdings, LLC.....	CT.....	NIA.....	Aetna Life Insurance Company.....	Ownership.....	...100.000	Aetna Inc.....	0.....
0001.....	AETNA INC.....	00000...	06-1423207..	0.....	0.....		Azalea Mall, L.L.C.....	DE.....	NIA.....	Aetna Life Insurance Company.....	Ownership.....	...100.000	Aetna Inc.....	0.....
0001.....	AETNA INC.....	00000...		0.....	0.....		Canal Place, LLC.....	DE.....	NIA.....	Aetna Life Insurance Company.....	Ownership.....	...100.000	Aetna Inc.....	0.....
0001.....	AETNA INC.....	00000...	20-3180700..	0.....	0.....		Aetna Ventures, LLC.....	DE.....	NIA.....	Aetna Life Insurance Company.....	Ownership.....	...100.000	Aetna Inc.....	0.....
0001.....	AETNA INC.....	00000...	59-2108747..	0.....	0.....		Broadspire National Services, Inc.....	FL.....	NIA.....	Aetna Life Insurance Company.....	Ownership.....	...100.000	Aetna Inc.....	0.....
0001.....	AETNA INC.....	00000...		0.....	0.....		Aetna Multi-Strategy 1099 Fund.....	DE.....	NIA.....	Aetna Life Insurance Company.....	Ownership.....	...77.000	Aetna Inc.....	9.....
0001.....	AETNA INC.....	00000...	41-2035961..	0.....	0.....		Aetna Financial Holdings, LLC.....	DE.....	NIA.....	Aetna Inc.....	Ownership.....	...100.000	Aetna Inc.....	0.....
0001.....	AETNA INC.....	00000...	26-2030792..	0.....	0.....		Aetna Asset Advisors, LLC.....	DE.....	NIA.....	Aetna Financial Holdings, LLC.....	Ownership.....	...100.000	Aetna Inc.....	0.....
0001.....	AETNA INC.....	00000...	23-2354500..	0.....	0.....		U.S. Healthcare Properties, Inc.....	PA.....	NIA.....	Aetna Financial Holdings, LLC.....	Ownership.....	...100.000	Aetna Inc.....	0.....
0001.....	AETNA INC.....	00000...	38-3704481..	0.....	0.....		Aetna Capital Management, LLC.....	DE.....	NIA.....	Aetna Financial Holdings, LLC.....	Ownership.....	...100.000	Aetna Inc.....	0.....
0001.....	AETNA INC.....	00000...	11-3667142..	0.....	1314522..		Aetna Partners Diversified Fund, LLC.....	DE.....	NIA.....	Aetna Capital Management, LLC.....	Ownership.....	...100.000	Aetna Inc.....	1.....

Q16.1

Statement as of March 31, 2015 of the **Aetna Better Health Inc. (an Ohio corporation)**

SCHEDULE Y

PART 1A - DETAIL OF INSURANCE HOLDING COMPANY SYSTEM

1	2	3	4	5	6	7	8	9	10	11	12	13	14	15
Group Code	Group Name	NAIC Company Code	ID Number	Federal RSSD	CIK	Name of Securities Exchange if Publicly Traded (U.S. or International)	Names of Parent, Subsidiaries or Affiliates	Domiciliary Location	Relationship to Reporting Entity	Directly Controlled by (Name of Entity/Person)	Type of Control (Ownership Board, Management Attorney-in-Fact, Influence, Other)	If Control is Ownership Provide Percentage	Ultimate Controlling Entity(ies)/Person(s)	*
0001.....	AETNA INC.....	00000.....		0.....	1460020.....		Aetna Partners Diversified Fund (Cayman), Limited.....	CYM.....	NIA.....	Aetna Capital Management, LLC.....	Ownership.....	...100.000	Aetna Inc.....	2.....
0001.....	AETNA INC.....	00000.....	20-0446676.....	0.....	0.....		Aetna Workers' Comp Access, LLC.....	DE.....	NIA.....	Aetna Financial Holdings, LLC.....	Ownership.....	...100.000	Aetna Inc.....	0.....
0001.....	AETNA INC.....	00000.....	20-0446713.....	0.....	0.....		Aetna Behavioral Health, LLC.....	DE.....	NIA.....	Aetna Financial Holdings, LLC.....	Ownership.....	...100.000	Aetna Inc.....	0.....
0001.....	AETNA INC.....	00000.....	23-2670015.....	0.....	0.....		Managed Care Coordinators, Inc.....	DE.....	NIA.....	Aetna Financial Holdings, LLC.....	Ownership.....	...100.000	Aetna Inc.....	0.....
0001.....	AETNA INC.....	00000.....	59-3269144.....	0.....	0.....		Horizon Behavioral Services, LLC.....	DE.....	NIA.....	Aetna Financial Holdings, LLC.....	Ownership.....	...100.000	Aetna Inc.....	0.....
0001.....	AETNA INC.....	00000.....	61-1193498.....	0.....	0.....		Employee Assistance Services, LLC.....	KY.....	NIA.....	Horizon Behavioral Services, LLC.....	Ownership.....	...100.000	Aetna Inc.....	0.....
0001.....	AETNA INC.....	00000.....	33-0052273.....	0.....	0.....		Health and Human Resource Center, Inc.....	CA.....	IA.....	Horizon Behavioral Services, LLC.....	Ownership.....	...100.000	Aetna Inc.....	0.....
0001.....	AETNA INC.....	00000.....	75-2420973.....	0.....	0.....		Resources for Living, LLC.....	TX.....	NIA.....	Horizon Behavioral Services, LLC.....	Ownership.....	...100.000	Aetna Inc.....	0.....
0001.....	AETNA INC.....	00000.....	36-3681261.....	0.....	0.....		The Vasquez Group Inc.....	IL.....	NIA.....	Horizon Behavioral Services, LLC.....	Ownership.....	...100.000	Aetna Inc.....	0.....
0001.....	AETNA INC.....	00000.....	22-3178125.....	0.....	0.....		Work and Family Benefits, Inc.....	NJ.....	NIA.....	Horizon Behavioral Services, LLC.....	Ownership.....	...100.000	Aetna Inc.....	0.....
0001.....	AETNA INC.....	00000.....	27-1773021.....	0.....	0.....		Aetna Card Solutions, LLC.....	CT.....	NIA.....	Aetna Financial Holdings, LLC.....	Ownership.....	...100.000	Aetna Inc.....	0.....
0001.....	AETNA INC.....	00000.....	20-5216478.....	0.....	0.....		PayFlex Holdings, Inc.....	DE.....	NIA.....	Aetna Financial Holdings, LLC.....	Ownership.....	...100.000	Aetna Inc.....	0.....
0001.....	AETNA INC.....	00000.....	91-1774434.....	0.....	0.....		PayFlex Systems USA, Inc.....	NE.....	NIA.....	PayFlex Holdings, Inc.....	Ownership.....	...100.000	Aetna Inc.....	0.....
0001.....	AETNA INC.....	78700.....	06-0876836.....	0.....	0.....		Aetna Health and Life Insurance Company.....	CT.....	IA.....	Aetna Inc.....	Ownership.....	...100.000	Aetna Inc.....	0.....
0001.....	AETNA INC.....	72052.....	23-2710210.....	0.....	0.....		Aetna Health Insurance Company.....	PA.....	IA.....	Aetna Inc.....	Ownership.....	...100.000	Aetna Inc.....	0.....
0001.....	AETNA INC.....	84450.....	57-0805126.....	0.....	0.....		Aetna Health Insurance Company of New York.....	NY.....	IA.....	Aetna Inc.....	Ownership.....	...100.000	Aetna Inc.....	0.....
0001.....	AETNA INC.....	00000.....	98-0166872.....	0.....	0.....		Aetna Risk Indemnity Company, LTD.....	BMU.....	IA.....	Aetna Inc.....	Ownership.....	...100.000	Aetna Inc.....	0.....
0001.....	AETNA INC.....	00000.....	06-1571642.....	0.....	0.....		Aetna International Inc.....	CT.....	NIA.....	Aetna Inc.....	Ownership.....	...100.000	Aetna Inc.....	0.....
0001.....	AETNA INC.....	00000.....	98-0211470.....	0.....	0.....		Aetna Life & Casualty (Bermuda) Ltd.....	BMU.....	IA.....	Aetna International Inc.....	Ownership.....	...100.000	Aetna Inc.....	0.....
0001.....	AETNA INC.....	00000.....		0.....	0.....		Aetna Health Services (UK) Limited.....	GBR.....	NIA.....	Aetna International Inc.....	Ownership.....	...100.000	Aetna Inc.....	0.....
0001.....	AETNA INC.....	00000.....		0.....	0.....		Aetna Insurance (Singapore) Pte. Ltd.....	SGP.....	IA.....	Aetna International Inc.....	Ownership.....	...100.000	Aetna Inc.....	0.....
0001.....	AETNA INC.....	00000.....		0.....	0.....		Aetna Global Benefits (Bermuda) Limited.....	BMU.....	NIA.....	Aetna International Inc.....	Ownership.....	...100.000	Aetna Inc.....	0.....
0001.....	AETNA INC.....	00000.....		0.....	0.....		Goodhealth Worldwide (Global) Limited.....	BMU.....	NIA.....	Aetna Global Benefits (Bermuda) Limited.....	Ownership.....	...100.000	Aetna Inc.....	0.....
0001.....	AETNA INC.....	00000.....		0.....	0.....		Aetna Global Benefits (Europe) Limited.....	BGR.....	NIA.....	Aetna Global Benefits (Bermuda) Limited.....	Ownership.....	...100.000	Aetna Inc.....	0.....
0001.....	AETNA INC.....	00000.....		0.....	0.....		Goodhealth Worldwide (Asia) Limited.....	HKG.....	NIA.....	Aetna Global Benefits (Bermuda) Limited.....	Ownership.....	...100.000	Aetna Inc.....	0.....
0001.....	AETNA INC.....	00000.....		0.....	0.....		Aetna Global Benefits Limited.....	ARE.....	NIA.....	Aetna Global Benefits (Bermuda) Limited.....	Ownership.....	...100.000	Aetna Inc.....	0.....
0001.....	AETNA INC.....	00000.....		0.....	0.....		PT. Aetna Global Benefits Indonesia.....	IDN.....	NIA.....	Aetna Global Benefits (Bermuda) Limited.....	Ownership.....	...80.000	Aetna Inc.....	5.....
0001.....	AETNA INC.....	00000.....		0.....	0.....		Aetna Global Benefits (Middle East) LLC.....	ARE.....	NIA.....	Aetna Global Benefits (Bermuda) Limited.....	Ownership.....	...49.000	Aetna Inc.....	6.....
0001.....	AETNA INC.....	00000.....		0.....	0.....		Aetna Global Benefits (Asia Pacific) Limited.....	HKG.....	NIA.....	Aetna Global Benefits (Bermuda) Limited.....	Ownership.....	...100.000	Aetna Inc.....	0.....
0001.....	AETNA INC.....	00000.....		0.....	0.....		Spinnaker Topco Limited.....	BMU.....	NIA.....	Aetna Global Benefits (Bermuda) Limited.....	Ownership.....	...100.000	Aetna Inc.....	0.....
0001.....	AETNA INC.....	00000.....		0.....	0.....		Spinnaker Bidco Limited.....	GBR.....	NIA.....	Spinnaker Topco Limited.....	Ownership.....	...100.000	Aetna Inc.....	0.....
0001.....	AETNA INC.....	00000.....		0.....	0.....		Aetna Holdco (UK) Limited.....	GBR.....	NIA.....	Spinnaker Bidco Limited.....	Ownership.....	...100.000	Aetna Inc.....	0.....
0001.....	AETNA INC.....	00000.....		0.....	0.....		InterGlobal Japan Corporation Limited.....	JPN.....	NIA.....	Aetna Holdco (UK) Limited.....	Ownership.....	...100.000	Aetna Inc.....	0.....
0001.....	AETNA INC.....	00000.....		0.....	0.....		Aetna Global Benefits (UK) Limited.....	GBR.....	NIA.....	Aetna Holdco (UK) Limited.....	Ownership.....	...100.000	Aetna Inc.....	0.....
0001.....	AETNA INC.....	00000.....		0.....	0.....		Aetna Insurance Company Limited.....	GBR.....	IA.....	Aetna Holdco (UK) Limited.....	Ownership.....	...100.000	Aetna Inc.....	0.....
0001.....	AETNA INC.....	00000.....		0.....	0.....		Indian Health Organisation Private Limited.....	IND.....	NIA.....	Aetna Global Benefits (Asia Pacific) Limited.....	Ownership.....	...0.020	Aetna Inc.....	3.....
0001.....	AETNA INC.....	00000.....		0.....	0.....		Aetna Health Insurance Company of Europe Limited.....	IRL.....	IA.....	Aetna International Inc.....	Ownership.....	...100.000	Aetna Inc.....	0.....

Q16.2

Statement as of March 31, 2015 of the **Aetna Better Health Inc. (an Ohio corporation)**

SCHEDULE Y

PART 1A - DETAIL OF INSURANCE HOLDING COMPANY SYSTEM

1	2	3	4	5	6	7	8	9	10	11	12	13	14	15
Group Code	Group Name	NAIC Company Code	ID Number	Federal RSSD	CIK	Name of Securities Exchange if Publicly Traded (U.S. or International)	Names of Parent, Subsidiaries or Affiliates	Domiciliary Location	Relationship to Reporting Entity	Directly Controlled by (Name of Entity/Person)	Type of Control (Ownership Board, Management Attorney-in-Fact, Influence, Other)	If Control is Ownership Provide Percentage	Ultimate Controlling Entity(ies)/Person(s)	*
0001.....	AETNA INC.....	00000..		0.....	0.....		Aetna (Shanghai) Enterprise Services Co. Ltd.....	CHN.....	NIA.....	Aetna International Inc.....	Ownership.....	...100.000	Aetna Inc.....	0.....
0001.....	AETNA INC.....	00000..		0.....	0.....		Aetna (Beijing) Enterprise Management Services Co., Ltd.....	CHN.....	NIA.....	Aetna (Shanghai) Enterprise Services Co. Ltd.....	Ownership.....	...100.000	Aetna Inc.....	0.....
0001.....	AETNA INC.....	00000..		0.....	0.....		Aetna Global Benefits (Singapore) PTE. LTD.....	SGP.....	NIA.....	Aetna International Inc.....	Ownership.....	...100.000	Aetna Inc.....	0.....
0001.....	AETNA INC.....	00000..		0.....	0.....		Indian Health Organisation Private Limited.....	IND.....	NIA.....	Aetna Global Benefits (Singapore) PTE, LTD.....	Ownership.....	...99.980	Aetna Inc.....	3.....
0001.....	AETNA INC.....	00000..	22-2578985.	0.....	0.....		AUSHC Holdings, Inc.....	CT.....	NIA.....	Aetna Inc.....	Ownership.....	...100.000	Aetna Inc.....	0.....
0001.....	AETNA INC.....	00000..		0.....	0.....		Aetna Global Holdings Limited.....	GBR.....	NIA.....	Aetna International Inc.....	Ownership.....	...100.000	Aetna Inc.....	0.....
0001.....	AETNA INC.....	00000..		0.....	0.....		Healthagen International Limited.....	GBR.....	NIA.....	Aetna Global Holdings Limited.....	Ownership.....	...100.000	Aetna Inc.....	0.....
0001.....	AETNA INC.....	00000..		0.....	0.....		Futrix Limited.....	NZL.....	NIA.....	Healthagen International Limited.....	Ownership.....	...100.000	Aetna Inc.....	0.....
0001.....	AETNA INC.....	00000..		0.....	0.....		Futrix Inc.....	NZL.....	NIA.....	Futrix Limited.....	Ownership.....	...100.000	Aetna Inc.....	0.....
0001.....	AETNA INC.....	00000..	06-1182176..	0.....	0.....		PHPSNE Parent Corporation.....	DE.....	NIA.....	AUSHC Holdings, Inc.....	Ownership.....	...55.000	Aetna Inc.....	8.....
0001.....	AETNA INC.....	00000..	52-2182411..	0.....	0.....		Active Health Management, Inc.....	DE.....	NIA.....	Aetna Inc.....	Ownership.....	...100.000	Aetna Inc.....	0.....
0001.....	AETNA INC.....	00000..	47-0970432..	0.....	0.....		Health Data & Management Solutions, Inc.....	DE.....	NIA.....	Active Health Management, Inc.....	Ownership.....	...100.000	Aetna Inc.....	0.....
0001.....	AETNA INC.....	00000..	23-2604867..	0.....	0.....		Aetna Integrated Informatics, Inc.....	PA.....	NIA.....	Active Health Management, Inc.....	Ownership.....	...100.000	Aetna Inc.....	0.....
0001.....	AETNA INC.....	13980..	27-2192415..	0.....	0.....		Health Re, Inc.....	VT.....	IA.....	Aetna Inc.....	Ownership.....	...100.000	Aetna Inc.....	0.....
0001.....	AETNA INC.....	00000..	81-0579372..	0.....	0.....		Phoenix Data Center Hosting Services, LLC.....	DE.....	NIA.....	Aetna Inc.....	Ownership.....	...100.000	Aetna Inc.....	0.....
0001.....	AETNA INC.....	00000..	46-2469464..	0.....	0.....		Healthagen LLC.....	CT.....	NIA.....	Aetna Inc.....	Ownership.....	...100.000	Aetna Inc.....	0.....
0001.....	AETNA INC.....	00000..	51-0029326..	0.....	0.....		ASI Wings, L.L.C.....	DE.....	NIA.....	Aetna Inc.....	Ownership.....	...100.000	Aetna Inc.....	0.....
0001.....	AETNA INC.....	00000..	33-0807547..	0.....	0.....		Medicity, Inc.....	DE.....	NIA.....	Aetna Inc.....	Ownership.....	...100.000	Aetna Inc.....	0.....
0001.....	AETNA INC.....	00000..	27-0259978..	0.....	0.....		Novo Innovations, LLC.....	DE.....	NIA.....	Medicity Inc.....	Ownership.....	...100.000	Aetna Inc.....	0.....
0001.....	AETNA INC.....	00000..	27-1170966..	0.....	0.....		Allviant Corporation.....	DE.....	NIA.....	Medicity Inc.....	Ownership.....	...100.000	Aetna Inc.....	0.....
0001.....	AETNA INC.....	81973..	75-1296086..	0.....	0.....		Coventry Health and Life Insurance Company.....	MO.....	IA.....	Aetna Health Holdings, LLC.....	Ownership.....	...100.000	Aetna Inc.....	0.....
0001.....	AETNA INC.....	00000..	47-3279217..	0.....	0.....		Aetna Better Health of Kentucky Insurance Company.....	KY.....	IA.....	Coventry Health and Life Insurance Company.....	Ownership.....	...100.000	Aetna Inc.....	0.....
0001.....	AETNA INC.....	96460..	51-0293139..	0.....	0.....		Coventry Health Care of Delaware, Inc.....	DE.....	IA.....	Aetna Health Holdings, LLC.....	Ownership.....	...100.000	Aetna Inc.....	0.....
0001.....	AETNA INC.....	00000..	52-1801446..	0.....	0.....		Group Dental Service, Inc.....	MD.....	NIA.....	Aetna Health Holdings, LLC.....	Ownership.....	...100.000	Aetna Inc.....	0.....
0001.....	AETNA INC.....	95846..	52-2056201..	0.....	0.....		Group Dental Service of Maryland, Inc.....	MD.....	IA.....	Aetna Health Holdings, LLC.....	Ownership.....	...100.000	Aetna Inc.....	0.....
0001.....	AETNA INC.....	95283..	51-0353638..	0.....	0.....		Coventry Health Care of Pennsylvania, Inc.....	PA.....	IA.....	Aetna Health Holdings, LLC.....	Ownership.....	...100.000	Aetna Inc.....	0.....
0001.....	AETNA INC.....	95241..	42-1244752..	0.....	0.....		Coventry Health Care of Iowa, Inc.....	IA.....	IA.....	Aetna Health Holdings, LLC.....	Ownership.....	...100.000	Aetna Inc.....	0.....
0001.....	AETNA INC.....	95925..	42-1308659..	0.....	0.....		Coventry Health Care of Nebraska, Inc.....	NE.....	IA.....	Aetna Health Holdings, LLC.....	Ownership.....	...100.000	Aetna Inc.....	0.....
0001.....	AETNA INC.....	00000..	47-2049117..	0.....	0.....		Aetna Risk Assurance Company of Connecticut Inc.....	CT.....	IA.....	Aetna Health Holdings, LLC.....	Ownership.....	...100.000	Aetna Inc.....	0.....
0001.....	AETNA INC.....	95173..	74-2381406..	0.....	0.....		Coventry Health Care of Louisiana, Inc.....	LA.....	IA.....	Aetna Health Holdings, LLC.....	Ownership.....	...100.000	Aetna Inc.....	0.....
0001.....	AETNA INC.....	95060..	25-1264318..	0.....	0.....		HealthAmerica Pennsylvania, Inc.....	PA.....	IA.....	Aetna Health Holdings, LLC.....	Ownership.....	...100.000	Aetna Inc.....	0.....
0001.....	AETNA INC.....	11102..	23-2366731..	0.....	0.....		HealthAssurance Pennsylvania, Inc.....	PA.....	IA.....	Aetna Health Holdings, LLC.....	Ownership.....	...100.000	Aetna Inc.....	0.....
0001.....	AETNA INC.....	00000..	47-0854096..	0.....	0.....		Coventry Prescription Management Services, Inc.....	NV.....	NIA.....	Aetna Health Holdings, LLC.....	Ownership.....	...100.000	Aetna Inc.....	0.....
0001.....	AETNA INC.....	96555..	54-1576305..	0.....	0.....		Coventry Health Care of Virginia, Inc.....	VA.....	IA.....	Aetna Health Holdings, LLC.....	Ownership.....	...100.000	Aetna Inc.....	0.....
0001.....	AETNA INC.....	00000..	01-0646056..	0.....	0.....		Coventry Transplant Network, Inc.....	DE.....	NIA.....	Aetna Health Holdings, LLC.....	Ownership.....	...100.000	Aetna Inc.....	0.....
0001.....	AETNA INC.....	96377..	43-1372307..	0.....	0.....		Coventry Health Care of Missouri, Inc.....	MO.....	IA.....	Aetna Health Holdings, LLC.....	Ownership.....	...100.000	Aetna Inc.....	0.....
0001.....	AETNA INC.....	95318..	43-1702094..	0.....	0.....		HealthCare USA of Missouri, LLC.....	MO.....	IA.....	Aetna Health Holdings, LLC.....	Ownership.....	...100.000	Aetna Inc.....	0.....

Q16.3

Statement as of March 31, 2015 of the **Aetna Better Health Inc. (an Ohio corporation)**

SCHEDULE Y

PART 1A - DETAIL OF INSURANCE HOLDING COMPANY SYSTEM

1	2	3	4	5	6	7	8	9	10	11	12	13	14	15
Group Code	Group Name	NAIC Company Code	ID Number	Federal RSSD	CIK	Name of Securities Exchange if Publicly Traded (U.S. or International)	Names of Parent, Subsidiaries or Affiliates	Domiciliary Location	Relationship to Reporting Entity	Directly Controlled by (Name of Entity/Person)	Type of Control (Ownership Board, Management Attorney-in-Fact, Influence, Other)	If Control is Ownership Provide Percentage	Ultimate Controlling Entity(ies)/Person(s)	*
0001.....	AETNA INC.....	95408...	55-0712129..	0.....	0.....		Coventry Health Care of West Virginia, Inc.....	WV.....	IA.....	Aetna Health Holdings, LLC.....	Ownership.....	...100.000	Aetna Inc.....	0.....
0001.....	AETNA INC.....	95321...	20-0229117..	0.....	0.....		Coventry Health Care of the Carolinas, Inc.....	NC.....	IA.....	Aetna Health Holdings, LLC.....	Ownership.....	...100.000	Aetna Inc.....	0.....
0001.....	AETNA INC.....	00000...	62-1411933..	0.....	0.....		Coventry HealthCare Management Corporation.....	DE.....	NIA.....	Aetna Health Holdings, LLC.....	Ownership.....	...100.000	Aetna Inc.....	0.....
0001.....	AETNA INC.....	14348...	45-2493369..	0.....	0.....		Coventry Health Care of Texas, Inc.....	TX.....	IA.....	Aetna Health Holdings, LLC.....	Ownership.....	...100.000	Aetna Inc.....	0.....
0001.....	AETNA INC.....	95489...	48-0840330..	0.....	0.....		Coventry Health Care of Kansas, Inc.....	KS.....	IA.....	Aetna Health Holdings, LLC.....	Ownership.....	...100.000	Aetna Inc.....	0.....
0001.....	AETNA INC.....	12193...	20-1052897..	0.....	0.....		Aetna Better Health of Michigan Inc.....	MI.....	IA.....	Aetna Health Holdings, LLC.....	Ownership.....	...100.000	Aetna Inc.....	0.....
0001.....	AETNA INC.....	95407...	87-0345631..	0.....	0.....		Aetna Health of Utah Inc.....	UT.....	IA.....	Aetna Health Holdings, LLC.....	Ownership.....	...100.000	Aetna Inc.....	0.....
0001.....	AETNA INC.....	00000...	20-4416606..	0.....	0.....		Aetna Better Health Inc.....	TN.....	NIA.....	Aetna Health Holdings, LLC.....	Ownership.....	...100.000	Aetna Inc.....	0.....
0001.....	AETNA INC.....	74160...	37-1241037..	0.....	0.....		Coventry Health Care of Illinois, Inc.....	IL.....	IA.....	Aetna Health Holdings, LLC.....	Ownership.....	...100.000	Aetna Inc.....	0.....
0001.....	AETNA INC.....	00000...	20-8070994..	0.....	0.....		Coventry Health Care National Accounts, Inc.....	DE.....	NIA.....	Aetna Health Holdings, LLC.....	Ownership.....	...100.000	Aetna Inc.....	0.....
0001.....	AETNA INC.....	00000...	20-5185442..	0.....	0.....		Coventry Health Care National Network, Inc.....	DE.....	NIA.....	Aetna Health Holdings, LLC.....	Ownership.....	...100.000	Aetna Inc.....	0.....
0001.....	AETNA INC.....	00000...	26-1293772..	0.....	0.....		Coventry Consumer Advantage, Inc.....	DE.....	NIA.....	Aetna Health Holdings, LLC.....	Ownership.....	...100.000	Aetna Inc.....	0.....
0001.....	AETNA INC.....	00000...	20-8376354..	0.....	0.....		Coventry Health Care Workers' Compensation, Inc.....	DE.....	NIA.....	Aetna Health Holdings, LLC.....	Ownership.....	...100.000	Aetna Inc.....	0.....
0001.....	AETNA INC.....	00000...	20-4096903..	0.....	0.....		First Script Network Service, Inc.....	NV.....	NIA.....	Coventry Health Care Workers' Compensation, Inc.....	Ownership.....	...100.000	Aetna Inc.....	0.....
0001.....	AETNA INC.....	00000...	06-1095987..	0.....	0.....		MetraComp, Inc.....	CT.....	NIA.....	Coventry Health Care Workers' Compensation, Inc.....	Ownership.....	...100.000	Aetna Inc.....	0.....
0001.....	AETNA INC.....	00000...	74-2879984..	0.....	0.....		Medical Examinations of New York, P.C.....	NY.....	NIA.....	Coventry Health Care Workers' Compensation, Inc.....	Ownership.....	...100.000	Aetna Inc.....	0.....
0001.....	AETNA INC.....	00000...	62-1266888..	0.....	0.....		FOCUS Healthcare Management, Inc.....	TN.....	NIA.....	Coventry Health Care Workers' Compensation, Inc.....	Ownership.....	...100.000	Aetna Inc.....	0.....
0001.....	AETNA INC.....	00000...	87-0443226..	0.....	0.....		Coventry Rehabilitation Services, Inc.....	DE.....	NIA.....	Coventry Health Care Workers' Compensation, Inc.....	Ownership.....	...100.000	Aetna Inc.....	0.....
0001.....	AETNA INC.....	00000...	20-1736437..	0.....	0.....		First Health Group Corp.....	DE.....	NIA.....	Aetna Health Holdings, LLC.....	Ownership.....	...100.000	Aetna Inc.....	0.....
0001.....	AETNA INC.....	90328...	38-2242132..	0.....	0.....		First Health Life & Health Insurance Company.....	TX.....	IA.....	First Health Group Corp.....	Ownership.....	...100.000	Aetna Inc.....	0.....
0001.....	AETNA INC.....	00000...	52-1320522..	0.....	0.....		Claims Administration Corp.....	MD.....	NIA.....	First Health Group Corp.....	Ownership.....	...100.000	Aetna Inc.....	0.....
0001.....	AETNA INC.....	81000...	75-1431313..	0.....	0.....		Cambridge Life Insurance Company.....	MO.....	IA.....	First Health Group Corp.....	Ownership.....	...100.000	Aetna Inc.....	0.....
0001.....	AETNA INC.....	00000...	20-1130063..	0.....	0.....		Florida Health Plan Administrators, LLC.....	FL.....	NIA.....	Aetna Health Holdings, LLC.....	Ownership.....	...100.000	Aetna Inc.....	0.....
0001.....	AETNA INC.....	95114...	65-0986441..	0.....	0.....		Coventry Health Care of Florida, Inc.....	FL.....	IA.....	Florida Health Plan Administrators, LLC.....	Ownership.....	...100.000	Aetna Inc.....	0.....
0001.....	AETNA INC.....	95266...	65-0453436..	0.....	0.....		Coventry Health Plan of Florida, Inc.....	FL.....	IA.....	Florida Health Plan Administrators, LLC.....	Ownership.....	...100.000	Aetna Inc.....	0.....
0001.....	AETNA INC.....	00000...	59-3750548..	0.....	0.....		Carefree Insurance Services, Inc.....	FL.....	NIA.....	Florida Health Plan Administrators, LLC.....	Ownership.....	...100.000	Aetna Inc.....	0.....
0001.....	AETNA INC.....	00000...	36-4391310..	0.....	0.....		bSwift LLC.....	DE.....	NIA.....	Aetna Health Holdings, LLC.....	Ownership.....	...100.000	Aetna Inc.....	0.....
0001.....	AETNA INC.....	00000...	38-3348145..	0.....	0.....		Corporate Benefit Strategies, Inc.....	DE.....	NIA.....	bSwift LLC.....	Ownership.....	...100.000	Aetna Inc.....	0.....
0001.....	AETNA INC.....	00000...	26-1582982..	0.....	0.....		MHNet Specialty Services, LLC.....	MD.....	NIA.....	Aetna Health Holdings, LLC.....	Ownership.....	...100.000	Aetna Inc.....	0.....
0001.....	AETNA INC.....	00000...	37-1448790..	0.....	0.....		Mental Health Network of New York IPA, Inc.....	NY.....	NIA.....	MHNet Specialty Services, LLC.....	Ownership.....	...100.000	Aetna Inc.....	0.....
0001.....	AETNA INC.....	12509...	20-2516317..	0.....	0.....		MHNet Life and Health Insurance Company.....	TX.....	IA.....	MHNet Specialty Services, LLC.....	Ownership.....	...100.000	Aetna Inc.....	0.....
0001.....	AETNA INC.....	00000...	72-1106596..	0.....	0.....		Mental Health Associates, Inc.....	LA.....	NIA.....	MHNet Specialty Services, LLC.....	Ownership.....	...100.000	Aetna Inc.....	0.....
0001.....	AETNA INC.....	00000...	20-4276336..	0.....	0.....		MHNet of Florida, Inc.....	FL.....	NIA.....	MHNet Specialty Services, LLC.....	Ownership.....	...100.000	Aetna Inc.....	0.....

Q16.4

Asterisk Explanation

1	Aetna Life Insurance Company and Aetna Health and Life Insurance Company own substantially all of the non-managing membership interests.
2	Aetna Life Insurance Company owns the Class C participating shares.

Statement as of March 31, 2015 of the **Aetna Better Health Inc. (an Ohio corporation)**

SCHEDULE Y

PART 1A - DETAIL OF INSURANCE HOLDING COMPANY SYSTEM

1	2	3	4	5	6	7	8	9	10	11	12	13	14	15
Group Code	Group Name	NAIC Company Code	ID Number	Federal RSSD	CIK	Name of Securities Exchange if Publicly Traded (U.S. or International)	Names of Parent, Subsidiaries or Affiliates	Domiciliary Location	Relationship to Reporting Entity	Directly Controlled by (Name of Entity/Person)	Type of Control (Ownership Board, Management Attorney-in-Fact, Influence, Other)	If Control is Ownership Provide Percentage	Ultimate Controlling Entity(ies)/Person(s)	*
3	Aetna Global Benefits (Asia Pacific) Limited owns 0.019857% of Indian Health Organization Private Limited and Aetna Global Benefits (Singapore) Pte. Ltd. owns 99.980143%.													
4	Aetna ACO Holdings, Inc. is owned by Aetna Life Insurance Company (60%), Aetna Health Inc. (PA) (39%) and Aetna Health Holdings, LLC (1%).													
5	Aetna Global Benefits (Bermuda) Limited owns 80% and 20% is owned by Suhatsyah Rivai, Aetna's Nominee.													
6	Aetna Global Benefits (Bermuda) Limited owns 49% and 51% is owned by Euro Gulf LLC, Aetna's Nominee.													
7	Aetna ACO Holdings Inc. owns 50% and 50% is owned by Innovation Health System Foundation, an unaffiliated company.													
8	55% is owned by AUSHC Holdings, Inc. The remaining 45% is owned by thirteen different hospitals (non-affiliates) which are shareholders with varying degrees of ownership.													
9	77% is invested and owned by Aetna Life Insurance Company and 23% is invested and owned by external accredited investors.													

Statement as of March 31, 2015 of the Aetna Better Health Inc. (an Ohio corporation)
SUPPLEMENTAL EXHIBITS AND SCHEDULES INTERROGATORIES

The following supplemental reports are required to be filed as part of your statement filing. However, in the event that your company does not transact the type of business for which the special report must be filed, your response of NO to the specific interrogatory will be accepted in lieu of filing a "NONE" report and a bar code will be printed below. If the supplement is required of your company but is not being filed for whatever reason, enter SEE EXPLANATION and provide an explanation following the interrogatory questions.

Response

1. Will the Medicare Part D Coverage Supplement be filed with the state of domicile and the NAIC with this statement?

NO

Explanation:

1.

Bar Code:



NONE

Statement as of March 31, 2015 of the **Aetna Better Health Inc. (an Ohio corporation)**
SCHEDULE A - VERIFICATION

Real Estate

	1 Year to Date	2 Prior Year Ended December 31
1. Book/adjusted carrying value, December 31 of prior year.....	0	0
2. Cost of acquired:		
2.1 Actual cost at time of acquisition.....	0	0
2.2 Additional investment made after acquisition.....	0	0
3. Current year change in encumbrances.....	0	0
4. Total gain (loss) on disposals.....	0	0
5. Deduct amounts received on disposals.....	0	0
6. Total foreign exchange change in book/adjusted carrying value.....	0	0
7. Deduct current year's other than temporary impairment recognized.....	0	0
8. Deduct current year's depreciation.....	0	0
9. Book/adjusted carrying value at end of current period (Lines 1+2+3+4-5+6-7-8).....	0	0
10. Deduct total nonadmitted amounts.....	0	0
11. Statement value at end of current period (Line 9 minus Line 10).....	0	0

SCHEDULE B - VERIFICATION

Mortgage Loans

	1 Year to Date	2 Prior Year Ended December 31
1. Book value/recorded investment excluding accrued interest, December 31 of prior year.....	0	0
2. Cost of acquired:		
2.1 Actual cost at time of acquisition.....	0	0
2.2 Additional investment made after acquisition.....	0	0
3. Capitalized deferred interest and other.....	0	0
4. Accrual of discount.....	0	0
5. Unrealized valuation increase (decrease).....	0	0
6. Total gain (loss) on disposals.....	0	0
7. Deduct amounts received on disposals.....	0	0
8. Deduct amortization of premium and mortgage interest points and commitment fees.....	0	0
9. Total foreign exchange change in book value/recorded investment excluding accrued interest.....	0	0
10. Deduct current year's other than temporary impairment recognized.....	0	0
11. Book value/recorded investment excluding accrued interest at end of current period (Lines 1+2+3+4+5+6-7-8+9-10).....	0	0
12. Total valuation allowance.....	0	0
13. Subtotal (Line 11 plus Line 12).....	0	0
14. Deduct total nonadmitted amounts.....	0	0
15. Statement value at end of current period (Line 13 minus Line 14).....	0	0

SCHEDULE BA - VERIFICATION

Other Long-Term Invested Assets

	1 Year to Date	2 Prior Year Ended December 31
1. Book/adjusted carrying value, December 31 of prior year.....	0	0
2. Cost of acquired:		
2.1 Actual cost at time of acquisition.....	0	0
2.2 Additional investment made after acquisition.....	0	0
3. Capitalized deferred interest and other.....	0	0
4. Accrual of discount.....	0	0
5. Unrealized valuation increase (decrease).....	0	0
6. Total gain (loss) on disposals.....	0	0
7. Deduct amounts received on disposals.....	0	0
8. Deduct amortization of premium and depreciation.....	0	0
9. Total foreign exchange change in book/adjusted carrying value.....	0	0
10. Deduct current year's other than temporary impairment recognized.....	0	0
11. Book/adjusted carrying value at end of current period (Lines 1+2+3+4+5+6-7-8+9-10).....	0	0
12. Deduct total nonadmitted amounts.....	0	0
13. Statement value at end of current period (Line 11 minus Line 12).....	0	0

SCHEDULE D - VERIFICATION

Bonds and Stocks

	1 Year to Date	2 Prior Year Ended December 31
1. Book/adjusted carrying value of bonds and stocks, December 31 of prior year.....	39,956,741	505,587
2. Cost of bonds and stocks acquired.....	84,400,964	42,180,996
3. Accrual of discount.....	3,281	2,969
4. Unrealized valuation increase (decrease).....	0	0
5. Total gain (loss) on disposals.....	76,917	12,319
6. Deduct consideration for bonds and stocks disposed of.....	20,347,945	2,718,841
7. Deduct amortization of premium.....	124,959	26,289
8. Total foreign exchange change in book/adjusted carrying value.....	0	0
9. Deduct current year's other than temporary impairment recognized.....	0	0
10. Book/adjusted carrying value at end of current period (Lines 1+2+3+4+5-6-7+8-9).....	103,964,999	39,956,741
11. Deduct total nonadmitted amounts.....	0	0
12. Statement value at end of current period (Line 10 minus Line 11).....	103,964,999	39,956,741

Statement as of March 31, 2015 of the **Aetna Better Health Inc. (an Ohio corporation)**

SCHEDULE D - PART 1B

Showing the Acquisitions, Dispositions and Non-Trading Activity
During the Current Quarter for all Bonds and Preferred Stock by NAIC Designation

NAIC Designation	1 Book/Adjusted Carrying Value Beginning of Current Quarter	2 Acquisitions During Current Quarter	3 Dispositions During Current Quarter	4 Non-Trading Activity During Current Quarter	5 Book/Adjusted Carrying Value End of First Quarter	6 Book/Adjusted Carrying Value End of Second Quarter	7 Book/Adjusted Carrying Value End of Third Quarter	8 Book/Adjusted Carrying Value December 31 Prior Year
BONDS								
1. NAIC 1 (a).....	141,542,967	1,006,479,032	941,263,914	23,950	206,782,035	0	0	141,542,967
2. NAIC 2 (a).....	3,990,214	7,705,315	0	(1,780)	11,693,749	0	0	3,990,214
3. NAIC 3 (a).....	0	0	0	0	0	0	0	0
4. NAIC 4 (a).....	0	0	0	0	0	0	0	0
5. NAIC 5 (a).....	0	0	0	0	0	0	0	0
6. NAIC 6 (a).....	0	0	0	0	0	0	0	0
7. Total Bonds.....	145,533,181	1,014,184,347	941,263,914	22,170	218,475,784	0	0	145,533,181
PREFERRED STOCK								
8. NAIC 1.....	0	0	0	0	0	0	0	0
9. NAIC 2.....	0	0	0	0	0	0	0	0
10. NAIC 3.....	0	0	0	0	0	0	0	0
11. NAIC 4.....	0	0	0	0	0	0	0	0
12. NAIC 5.....	0	0	0	0	0	0	0	0
13. NAIC 6.....	0	0	0	0	0	0	0	0
14. Total Preferred Stock.....	0	0	0	0	0	0	0	0
15. Total Bonds and Preferred Stock.....	145,533,181	1,014,184,347	941,263,914	22,170	218,475,784	0	0	145,533,181

QSI02

(a) Book/Adjusted Carrying Value column for the end of the current reporting period includes the following amount of non-rated short-term and cash equivalent bonds by NAIC designation:
NAIC 1 \$.....114,510,785; NAIC 2 \$.....0; NAIC 3 \$.....0; NAIC 4 \$.....0; NAIC 5 \$.....0; NAIC 6 \$.....0.

Statement as of March 31, 2015 of the **Aetna Better Health Inc. (an Ohio corporation)**
SCHEDULE DA - PART 1

Short-Term Investments

	1 Book/Adjusted Carrying Value	2 Par Value	3 Actual Cost	4 Interest Collected Year To Date	5 Paid for Accrued Interest Year To Date
9199999.....850XXX.....85000

SCHEDULE DA - VERIFICATION

Short-Term Investments

	1 Year to Date	2 Prior Year Ended December 31
1. Book/adjusted carrying value, December 31 of prior year.....1,9183,702
2. Cost of short-term investments acquired.....46,54896,193
3. Accrual of discount.....00
4. Unrealized valuation increase (decrease).....00
5. Total gain (loss) on disposals.....00
6. Deduct consideration received on disposals.....47,61697,977
7. Deduct amortization of premium.....00
8. Total foreign exchange change in book/adjusted carrying value.....00
9. Deduct current year's other than temporary impairment recognized.....00
10. Book/adjusted carrying value at end of current period (Lines 1+2+3+4+5-6-7+8-9).....8501,918
11. Deduct total nonadmitted amounts.....00
12. Statement value at end of current period (Line 10 minus Line 11).....8501,918

**Sch. DB-Pt A-Verification
NONE**

**Sch. DB-Pt B-Verification
NONE**

**Sch. DB-Pt C-Sn 1
NONE**

**Sch. DB-Pt C-Sn 2
NONE**

**Sch. DB-Verification
NONE**

Statement as of March 31, 2015 of the Aetna Better Health Inc. (an Ohio corporation)
SCHEDULE E- VERIFICATION

Cash Equivalents

	1 Year to Date	2 Prior Year Ended December 31
1. Book/adjusted carrying value, December 31 of prior year.....	105,574,522	2,249,944
2. Cost of cash equivalents acquired.....	929,736,835	1,007,161,721
3. Accrual of discount.....	143,848	80,639
4. Unrealized valuation increase (decrease).....	.0	.0
5. Total gain (loss) on disposals.....	(58)	.49
6. Deduct consideration received on disposals.....	920,945,212	903,917,831
7. Deduct amortization of premium.....	.0	.0
8. Total foreign exchange change in book/ adjusted carrying value.....	.0	.0
9. Deduct current year's other than temporary impairment recognized.....	.0	.0
10. Book/adjusted carrying value at end of current period (Lines 1+2+3+4+5-6-7+8-9).....	114,509,935	105,574,522
11. Deduct total nonadmitted amounts.....	.0	.0
12. Statement value at end of current period (Line 10 minus Line 11).....	114,509,935	105,574,522

Sch. A-Pt 2
NONE

Sch. A-Pt 3
NONE

Sch. B-Pt 2
NONE

Sch. B-Pt 3
NONE

Sch. BA-Pt 2
NONE

Sch. BA-Pt 3
NONE

Statement as of March 31, 2015 of the Aetna Better Health Inc. (an Ohio corporation)
SCHEDULE D - PART 3

Show all Long-Term Bonds and Stock Acquired During the Current Quarter

1	2	3	4	5	6	7	8	9	10
Identification	Description	Foreign	Date Acquired	Name of Vendor	Number of Shares of Stock	Actual Cost	Par Value	Paid for Accrued Interest and Dividends	NAIC Designation or Market Indicator (a)
Bonds - U.S. Government									
912828 J6 8	US TREASURY NOTE/BOND 1.000% 03/15/18.....		03/31/2015	Strategas Securities, LLC.....		10,038,281	10,000,000	4,620	1.....
0599999	Total Bonds - U.S. Government.....					10,038,281	10,000,000	4,620	XXX
Bonds - U.S. States, Territories and Possessions									
13063C JF 8	CALIFORNIA ST VARIOUS PURPOSE 5.000% 1.....		02/24/2015	WARBURG DILLON READ.....		3,431,760	3,000,000	35,833	1FE.....
13063C RT 9	CALIFORNIA ST REF 5.000% 03/01/28.....		03/05/2015	MERRILL LYNCH-MUNI.....		11,928,000	10,000,000	0	1FE.....
605581 FT 9	MISSISSIPPI STATE OF REF-SER C 5.000%.....		02/04/2015	CHASE SECURITIES.....		1,252,360	1,000,000	0	1FE.....
645918 U8 4	NEW JERSEY ECONOMIC DEV AUTH REF SCH FAC.....		01/30/2015	MERRILL LYNCH-MUNI.....		2,309,720	2,000,000	42,500	1FE.....
70914P WV 0	PENNSYLVANIA ST GENERAL OBLIGATION 5.0.....		02/04/2015	MERRILL LYNCH-MUNI.....		6,101,600	5,000,000	0	1FE.....
882723 TC 3	TEXAS STATE OF REF TRANSPRTN COMMISSION.....		03/09/2015	FIRST SOUTHWEST.....		6,890,520	6,000,000	70,000	1FE.....
1799999	Total Bonds - U.S. States, Territories and Possessions.....					31,913,960	27,000,000	148,333	XXX
Bonds - U.S. Political Subdivisions of States, Territories and Possessions									
643153 5D 7	NEW CANEY TX INDEP SCH DIST GEN OBL 5.....		03/04/2015	OPPENHEIMER & CO.....		1,223,630	1,000,000	4,167	1FE.....
2499999	Total Bonds - U.S. Political Subdivisions of States, Territories and Possessions.....					1,223,630	1,000,000	4,167	XXX
Bonds - U.S. Special Revenue and Special Assessment									
159770 AC 0	CHARLES CITY CNTY VA INDL DEV ADJ-WASTE.....		03/27/2015	MERRILL LYNCH-MUNI.....		5,000,000	5,000,000	0	1FE.....
546398 V8 8	LOUISIANA PUB FACS AUTH REV REF-HURRICAN.....		03/17/2015	BARCLAYS INVEST 7254.....		5,305,635	4,500,000	68,125	1FE.....
574218 UQ 4	MARYLAND ST HLTH HGR EDUCNTL REF MEDSTAR.....		01/30/2015	CHASE SECURITIES.....		4,653,933	3,775,000	0	1FE.....
64971W PE 4	NEW YORK CITY NY TRANSITIONAL FUTURE TAX.....		03/02/2015	Wachovia.....		9,520,627	7,890,000	0	1FE.....
70869P HZ 3	PENNSYLVANIA ST ECON DEV FING PA BRIDGES.....		02/25/2015	CHASE SECURITIES.....		2,223,400	2,000,000	0	2FE.....
85732M LV 7	STATE PUBLIC SCH BLDG AUTH PA NORTHAMPTO.....		02/24/2015	CITIGROUP.....		2,041,397	1,705,000	45,846	1FE.....
3199999	Total Bonds - U.S. Special Revenue and Special Assessment.....					28,744,992	24,870,000	113,971	XXX
Bonds - Industrial and Miscellaneous									
032511 BJ 5	ANADARKO PETROLEUM CORP SR UNSECURED 3.....		01/08/2015	GOLDMAN SACHS & CO.....		983,500	1,000,000	17,825	2FE.....
166764 AV 2	CHEVRON CORP SR UNSECURED 1.365% 03/02.....		02/24/2015	BARCLAY INVESTMENTS.....		2,000,000	2,000,000	0	1FE.....
845467 AJ 8	SOUTHWESTERN ENERGY CO SR UNSECURED 3.....		01/20/2015	BANC AMERICA.....		1,998,980	2,000,000	0	2FE.....
89236W AC 2	TOYOTA AUTO RECEIVABLES SERIES 2015-A CL.....		02/24/2015	CHASE SECURITIES.....		2,999,546	3,000,000	0	1FE.....
98956P AE 2	ZIMMER HOLDINGS INC SR UNSECURED 2.000.....		03/10/2015	FIRST BOSTON CORP.....		1,998,640	2,000,000	0	1FE.....
00507U AM 3	ACTAVIS FUNDING SCS SR UNSECURED 2.350.....	F	03/03/2015	CHASE SECURITIES.....		999,510	1,000,000	0	2FE.....
00507U AP 6	ACTAVIS FUNDING SCS SR UNSECURED 3.000.....	F	03/03/2015	CHASE SECURITIES.....		1,499,925	1,500,000	0	2FE.....
3899999	Total Bonds - Industrial and Miscellaneous.....					12,480,101	12,500,000	17,825	XXX
8399997	Total Bonds - Part 3.....					84,400,964	75,370,000	288,916	XXX
8399999	Total Bonds.....					84,400,964	75,370,000	288,916	XXX
9999999	Total Bonds, Preferred and Common Stocks.....					84,400,964	XXX	288,916	XXX

QE04

(a) For all common stock bearing the NAIC market indicator "U" provide: the number of such issues:.....0.

Statement as of March 31, 2015 of the **Aetna Better Health Inc. (an Ohio corporation)**

SCHEDULE D - PART 4

Show All Long-Term Bonds and Stock Sold, Redeemed or Otherwise Disposed of During the Current Quarter

1	2	3	4	5	6	7	8	9	10	Change in Book/Adjusted Carrying Value					16	17	18	19	20	21	22	
										11	12	13	14	15								
CUSIP Identification	Description	Foreign	Disposal Date	Name of Purchaser	Number of Shares of Stock	Consideration	Par Value	Actual Cost	Prior Year Book/Adjusted Carrying Value	Unrealized Valuation Increase/(Decrease)	Current Year's (Amortization)/Accretion	Current Year's Other Than Temporary Impairment Recognized	Total Change in B./A.C.V. (11+12-13)	Total Foreign Exchange Change in B./A.C.V.	Book/Adjusted Carrying Value at Disposal Date	Foreign Exchange Gain (Loss) on Disposal	Realized Gain (Loss) on Disposal	Total Gain (Loss) on Disposal	Bond Interest/Stock Dividends Received During Year	Stated Contractual Maturity Date	NAIC Designation or Market Indicator (a)	
Bonds - U.S. States, Territories and Possessions																						
13063C RT 9	CALIFORNIA ST REF 5.000% 03/01/28		03/05/2015	MERRILL LYNCH-MUNI		5,964,000	5,000,000	5,964,000	0	0	0	0	0	0	5,964,000	0	0	0	0	0	03/01/2028	1FE
882723 TC 3	TEXAS STATE OF RE+ TRANSPRIN COMMISSION		03/26/2015	Various		4,852,103	4,205,000	4,829,106	0	0	(159)	0	(159)	0	4,828,947	0	23,156	23,156	52,142	10/01/2044	1FE	
1799999. Total Bonds - U.S. States, Territories and Possessions						10,816,103	9,205,000	10,793,106	0	0	(159)	0	(159)	0	10,792,947	0	23,156	23,156	52,142	XXX	XXX	
Bonds - U.S. Special Revenue and Special Assessment																						
646136 V4 0	NEW JERSEY ST TRANSN TRFD REMK-TRANSN		03/23/2015	Various		3,495,542	3,200,000	3,448,960	3,447,871	0	(1,605)	0	(1,605)	0	3,446,266	0	49,276	49,276	41,597	06/15/2032	1FE	
64971W PE 4	NEW YORK CITY NY TRANSITIONAL FUTURE TAX		03/17/2015	MORGAN STANLEY		6,036,300	5,000,000	6,033,350	0	0	(1,535)	0	(1,535)	0	6,031,815	0	4,485	4,485	5,556	11/01/2027	1FE	
3199999. Total Bonds - U.S. Special Revenue and Special Assessment						9,531,842	8,200,000	9,482,310	3,447,871	0	(3,140)	0	(3,140)	0	9,478,081	0	53,761	53,761	47,153	XXX	XXX	
8399997. Total Bonds - Part 4						20,347,945	17,405,000	20,275,416	3,447,871	0	(3,299)	0	(3,299)	0	20,271,028	0	76,917	76,917	99,295	XXX	XXX	
8399999. Total Bonds						20,347,945	17,405,000	20,275,416	3,447,871	0	(3,299)	0	(3,299)	0	20,271,028	0	76,917	76,917	99,295	XXX	XXX	
9999999. Total Bonds, Preferred and Common Stocks						20,347,945	XXX	20,275,416	3,447,871	0	(3,299)	0	(3,299)	0	20,271,028	0	76,917	76,917	99,295	XXX	XXX	

(a) For all common stock bearing the NAIC market indicator "U" provide: the number of such issues:.....0.

QE05

Sch. DB-Pt A-Sn 1
NONE

Sch. DB-Pt B-Sn 1
NONE

Sch. DB-Pt D-Sn 1
NONE

Sch. DB-Pt D-Sn 2
NONE

Sch. DL-Pt. 1
NONE

Sch. DL-Pt. 2
NONE

Statement as of March 31, 2015 of the Aetna Better Health Inc. (an Ohio corporation)
SCHEDULE E - PART 1 - CASH

Month End Depository Balances

1 Depository	2 Code	3 Rate of Interest	4 Amount of Interest Received During Current Quarter	5 Amount of Interest Accrued at Current Statement Date	Book Balance at End of Each Month During Current Quarter			9 *
					6 First Month	7 Second Month	8 Third Month	
Open Depositories								
Bank of America..... Dallas, TX.....	0.0000014,221,313(1,058,560)(11,507,694)	XXX
0199999. Total Open Depositories.....	XXX	XXX0014,221,313(1,058,560)(11,507,694)	XXX
0399999. Total Cash on Deposit.....	XXX	XXX0014,221,313(1,058,560)(11,507,694)	XXX
0599999. Total Cash.....	XXX	XXX0014,221,313(1,058,560)(11,507,694)	XXX

Statement as of March 31, 2015 of the **Aetna Better Health Inc. (an Ohio corporation)**

SCHEDULE E - PART 2 - CASH EQUIVALENTS

Show Investments Owned End of Current Quarter

1 Description	2 Code	3 Date Acquired	4 Rate of Interest	5 Maturity Date	6 Book/Adjusted Carrying Value	7 Amount of Interest Due & Accrued	8 Amount Received During Year
Bonds - Industrial and Miscellaneous (Unaffiliated) - Issuer Obligations							
AIRGAS INC CP 4(2) 144A.....		.03/31/2015	.440	.04/01/2015	3,440,000	0	.42
AIRGAS INC CP 4(2) 144A.....		.03/24/2015	.540	.04/14/2015	1,999,610	0	.240
AMERENERGY GENERATING CP 3(a)3.....		.02/19/2015	.600	.04/06/2015	1,856,845	0	1,269
AMPHENOL CORP CP 4(2) 144A.....		.03/13/2015	.570	.04/07/2015	1,802,829	0	.542
ANADARKO PETROLEUM CORP CP 4(2) 144A.....		.03/20/2015	.600	.04/02/2015	474,992	0	.95
APACHE CORP CP 4-2.....		.03/27/2015	.550	.04/10/2015	3,199,560	0	.244
APACHE CORP CP 4-2.....		.03/27/2015	.600	.04/10/2015	758,886	0	.63
AUTOZONE INC 4-2 CP.....		.03/23/2015	.590	.04/20/2015	4,995,444	0	.737
AVERY DENNISON CORP CP 4(2) 144A.....		.03/31/2015	.430	.04/01/2015	1,532,000	0	.18
BAXTER INTL INC CP 4(2) 144A.....		.03/26/2015	.650	.04/22/2015	5,497,914	0	.596
BEMIS CO CP 4(2) 144A.....		.03/27/2015	.510	.04/24/2015	4,846,420	0	.343
BERKSHIRE HATHAWAY ENER CP 4(2) 144A.....		.03/19/2015	.550	.04/06/2015	2,474,811	0	.492
CARNIVAL CORPORATION CP 4(2) 144A.....		.03/26/2015	.570	.04/16/2015	3,549,157	0	.337
CHURCH & DWIGHT CO INC CP 4(2) 144A.....		.03/26/2015	.500	.04/23/2015	5,498,319	0	.458
DISCOVERY COMMUNICATIONS CP 4(2) 144A.....		.03/23/2015	.550	.04/13/2015	4,136,241	0	.569
ECOLAB INC CP 4(2) 144A.....		.03/31/2015	.400	.04/01/2015	1,545,000	0	.17
EASTMAN CHEMICAL CORP. CP 4-2.....		.03/23/2015	.550	.04/20/2015	5,498,403	0	.756
FLORIDA PR & LT CP 3(A) 3.....		.03/31/2015	.280	.04/14/2015	203,979	0	.2
HEWLETT-PACKARD CO CP 4(2) 144A.....		.03/26/2015	.670	.04/20/2015	5,498,055	0	.614
JOHNSON CONTROLS INC CP 4(A) 2 144A.....		.03/31/2015	.500	.04/14/2015	3,999,278	0	.56
KANSAS CITY POWER & LIGHT CP 4(2) 144A.....		.03/20/2015	.600	.04/06/2015	3,716,690	0	.743
KELLOGG CO CP - 4-2 144A.....		.03/30/2015	.400	.04/16/2015	1,419,763	0	.32
KENTUCKY UTILITIES CO CP 4(2) 144A.....		.03/23/2015	.620	.04/13/2015	1,253,741	0	.194
MONDELEZ INTERNATIONAL CP 4(2) 144A.....		.03/13/2015	.530	.04/01/2015	5,076,000	0	1,420
MOHAWK INDUSTRIES INC CP 4(2) 144A.....		.03/26/2015	.500	.04/09/2015	5,499,389	0	.458
NORTHEAST UTILITIES CP 4(2) 144A.....		.03/31/2015	.500	.04/10/2015	5,499,312	0	.76
NORTHERN ILLINOIS GAS CO CP 3(A)3.....		.03/31/2015	.280	.04/01/2015	230,000	0	.2
ONEOK PARTNERS LP CP 4(2) 144A.....		.03/19/2015	.730	.04/01/2015	1,512,000	0	.399
SEMPRA ENERGY CP 4(2) 144A.....		.03/27/2015	.550	.04/07/2015	5,499,496	0	.420
SOUTHERN POWER CO CP 4(2) 144A.....		.03/26/2015	.580	.04/22/2015	5,498,139	0	.531
SPECTRA ENERGY CAP LLC CP 4(2) 144A.....		.03/27/2015	.550	.04/06/2015	5,499,580	0	.420
VALSPAR CORP CP 4(2).....		.03/26/2015	.480	.04/10/2015	5,499,340	0	.440
WESTAR ENERGY INC CP 4(2) 144A.....		.03/26/2015	.550	.04/16/2015	5,498,742	0	.504
3299999. Industrial and Miscellaneous (Unaffiliated) - Issuer Obligations.....					114,509,935	0	13,129
3899999. Total - Industrial and Miscellaneous (Unaffiliated).....					114,509,935	0	13,129
Total Bonds							
7799999. Subtotals - Issuer Obligations.....					114,509,935	0	13,129
8399999. Subtotals - Bonds.....					114,509,935	0	13,129
8699999. Total - Cash Equivalents.....					114,509,935	0	13,129

QE13