

**Amendment to include additional NAIC input identifiers and an update to RBC on the 5 Year Historical page.**



HEALTH ANNUAL STATEMENT

FOR THE YEAR ENDED DECEMBER 31, 2014  
OF THE CONDITION AND AFFAIRS OF THE

Humana Health Plan of Ohio, Inc.

NAIC Group Code01190119NAIC Company Code95348Employer's ID Number31-1154200  
(Current)(Prior)

Organized under the Laws ofOhio, State of Domicile or Port of EntryOH

Country of DomicileUnited States of America

Licensed as business type:Health Maintenance Organization

Is HMO Federally Qualified? Yes [ X ] No [ ]

Incorporated/Organized08/19/1985Commenced Business03/10/1979

Statutory Home Office640 Eden Park DriveCincinnati , OH, US 45202-6056  
(Street and Number)(City or Town, State, Country and Zip Code)

Main Administrative Office640 Eden Park DriveCincinnati , OH, US 45202-6056513-784-5320  
(Street and Number)(City or Town, State, Country and Zip Code)(Area Code) (Telephone Number)

Mail AddressP.O. Box 740036Louisville , KY, US 40201-7436  
(Street and Number or P.O. Box)(City or Town, State, Country and Zip Code)

Primary Location of Books and Records640 Eden Park DriveCincinnati , OH, US 45202-6056513-784-5320  
(Street and Number)(City or Town, State, Country and Zip Code)(Area Code) (Telephone Number)

Internet Website Addresswww.humana.com

Statutory Statement ContactAbby Goodloe502-580-1632  
(Name)(Area Code) (Telephone Number)

DOIINQUIRIES@humana.com502-580-2099  
(E-mail Address)(FAX Number)

OFFICERS

President & CEOBruce Dale BroussardSr. VP & CFOBrian Andrew Kane #

VP & Corporate SecretaryJoan Olliges LenahanVP & Appointed ActuaryJonathan Albert Canine

OTHER

Alan James Bailey # VP & Treasurer	Elizabeth Diane Bierbower Pres, Employer Group Segment	John Gregory Catron VP & Chief Compliance Officer
Michael Lester Cotton # Vice President	Steven James DeRaleau President, HumanaOne	Gerald Lawrence Ganoni # President & VP, Small Business & Large Group
Roy Goldman Ph.D VP & Chief Actuary	Charles Frederic Lambert, III Vice President	Brian Phillip LeClaire Sr VP & Chief Info Officer
Heidi Suzanne Margulis Sr. Vice President	Steven Edward McCulley # SVP, Medicare Operations	William Mark Preston # VP-Investment Management
Tamara Lynn Quiram # COO, Small Business & Large Group	Richard Donald Remmers VP, Employer Group Segment	George Renaudin # Seg. VP, Medicare: East
Donald Hank Robinson # Vice President-Tax	Debra Anne Smith VP-Sr. Prod Strategy & Prod Dev	Joseph Christopher Ventura Assistant Corporate Secretary
Timothy Alan Wheatley President, Retail Segment	Ralph Martin Wilson Vice President	

DIRECTORS OR TRUSTEES

Roy Ainsworth Beveridge M.D. #

Bruce Dale Broussard

James Elmer Murray

State ofKentuckySS:

County ofJefferson

The officers of this reporting entity being duly sworn, each depose and say that they are the described officers of said reporting entity, and that on the reporting period stated above, all of the herein described assets were the absolute property of the said reporting entity, free and clear from any liens or claims thereon, except as herein stated, and that this statement, together with related exhibits, schedules and explanations therein contained, annexed or referred to, is a full and true statement of all the assets and liabilities and of the condition and affairs of the said reporting entity as of the reporting period stated above, and of its income and deductions therefrom for the period ended, and have been completed in accordance with the NAIC Annual Statement Instructions and Accounting Practices and Procedures manual except to the extent that: (1) state law may differ; or, (2) that state rules or regulations require differences in reporting not related to accounting practices and procedures, according to the best of their information, knowledge and belief, respectively. Furthermore, the scope of this attestation by the described officers also includes the related corresponding electronic filing with the NAIC, when required, that is an exact copy (except for formatting differences due to electronic filing) of the enclosed statement. The electronic filing may be requested by various regulators in lieu of or in addition to the enclosed statement.

Bruce Dale BroussardJoan Olliges LenahanAlan James Bailey  
President & CEOPresident & CEOPresident & CEO

VP & Corporate Secretary

VP & Treasurer #

Subscribed and sworn to before me this

16th day of April, 2015

Julia Basham  
Notary Public  
January 10, 2017

a. Is this an original filing? Yes [ ] No [ X ]

b. If no,

1. State the amendment number.....1

2. Date filed .....04/16/2015

3. Number of pages attached.....

## EXHIBIT 2 - ACCIDENT AND HEALTH PREMIUMS DUE AND UNPAID

[illegible]

EXHIBIT 3 - HEALTH CARE RECEIVABLES

1 Name of Debtor	2 1 - 30 Days	3 31 - 60 Days	4 61 - 90 Days	5 Over 90 Days	6 Nonadmitted	7 Admitted
0199998. Aggregate Pharmaceutical Rebate Receivables Not Individually Listed	2,898,024	0	0	67,540	67,540	2,898,024
0199999. Total Pharmaceutical Rebate Receivables	2,898,024	0	0	67,540	67,540	2,898,024
0299998. Aggregate Claim Overpayment Receivables Not Individually Listed	36,282	0	0	0	0	36,282
0299999. Total Claim Overpayment Receivables	36,282	0	0	0	0	36,282
0399998. Aggregate Loans and Advances to Providers Not Individually Listed	0	0	0	0	0	0
0399999. Total Loans and Advances to Providers	0	0	0	0	0	0
0499998. Aggregate Capitation Arrangement Receivables Not Individually Listed	0	0	0	0	0	0
0499999. Total Capitation Arrangement Receivables	0	0	0	0	0	0
0599998. Aggregate Risk Sharing Receivables Not Individually Listed	0	0	0	0	0	0
0599999. Total Risk Sharing Receivables	0	0	0	0	0	0
0699998. Aggregate Other Receivables Not Individually Listed	0	0	0	0	0	0
0699999. Total Other Receivables	0	0	0	0	0	0
0799999 Gross health care receivables	2,934,307	0	0	67,540	67,540	2,934,307

EXHIBIT 3A - ANALYSIS OF HEALTH CARE RECEIVABLES COLLECTED AND ACCRUED

Type of Health Care Receivable	Health Care Receivables Collected During the Year		Health Care Receivables Accrued as of December 31 of Current Year		5	6
	1 On Amounts Accrued Prior to January 1 of Current Year	2 On Amounts Accrued During the Year	3 On Amounts Accrued December 31 of Prior Year	4 On Amounts Accrued During the Year	Health Care Receivables in Prior Years (Columns 1 + 3)	Estimated Health Care Receivables Accrued as of December 31 of Prior Year
1. Pharmaceutical rebate receivables .....	1,669,016	8,193,653	0	2,965,565	1,669,016	1,654,676
2. Claim overpayment receivables .....	288,381	0	0	36,282	288,381	288,381
3. Loans and advances to providers .....	0	0	0	0	0	58,356
4. Capitation arrangement receivables .....	0	0	0	0	0	0
5. Risk sharing receivables .....	0	0	0	0	0	480
6. Other health care receivables.....	0	0	0	0	0	0
7. Totals (Lines 1 through 6)	1,957,397	8,193,653	0	3,001,847	1,957,397	2,001,893

Note that the accrued amounts in Columns 3, 4, and 6 are the total health care receivables, not just the admitted portion.

**EXHIBIT 4 - CLAIMS UNPAID AND INCENTIVE POOL, WITHHOLD AND BONUS (Reported and Unreported)**

[illegible]

EXHIBIT 5 - AMOUNTS DUE FROM PARENT, SUBSIDIARIES AND AFFILIATES

1 Name of Affiliate	2 1 - 30 Days	3 31 - 60 Days	4 61 - 90 Days	5 Over 90 Days	6 Nonadmitted	Admitted	
						7 Current	8 Non-Current
NONE							

## EXHIBIT 6 - AMOUNTS DUE TO PARENT, SUBSIDIARIES AND AFFILIATES

[illegible]



## EXHIBIT 7 - PART 2 - SUMMARY OF TRANSACTIONS WITH INTERMEDIARIES

24

EXHIBIT 8 - FURNITURE, EQUIPMENT AND SUPPLIES OWNED

		1	2	3	4	5	6
Description		Cost	Improvements	Accumulated Depreciation	Book Value Less Encumbrances	Assets Not Admitted	Net Admitted Assets
1.	Administrative furniture and equipment .....	4,579,817	0	2,898,780	1,681,036	1,681,036	0
2.	Medical furniture, equipment and fixtures .....	10,872	0	2,620	8,252	8,252	0
3.	Pharmaceuticals and surgical supplies .....	0	0	0	0	0	0
4.	Durable medical equipment .....	0	0	0	0	0	0
5.	Other property and equipment	3,127,347	0	1,628,161	1,499,186	1,499,186	0
6.	Total	7,718,036	0	4,529,561	3,188,474	3,188,474	0



ANNUAL STATEMENT FOR THE YEAR 2014 OF THE Humana Health Plan of Ohio, Inc.

EXHIBIT OF PREMIUMS, ENROLLMENT AND UTILIZATION (a)

REPORT FOR: 1. CORPORATION 2. (LOCATION)

NAIC Group Code	BUSINESS IN THE STATE OF Indiana			DURING THE YEAR 2014							NAIC Company Code
	1	Comprehensive (Hospital & Medical)		4	5	6	7	8	9	10	
	Total	2 Individual	3 Group	Medicare Supplement	Vision Only	Dental Only	Federal Employees Health Benefit Plan	Title XVIII Medicare	Title XIX Medicaid	Other	
Total Members at end of:											
1. Prior Year .....											
2. First Quarter .....											
3. Second Quarter .....											
4. Third Quarter .....											
5. Current Year											
6. Current Year Member Months											
Total Member Ambulatory Encounters for Year:											
7. Physician .....											
8. Non-Physician .....											
9. Total											
10. Hospital Patient Days Incurred											
11. Number of Inpatient Admissions											
12. Health Premiums Written (b) .....											
13. Life Premiums Direct											
14. Property/Casualty Premiums Written .....											
15. Health Premiums Earned.....											
16. Property/Casualty Premiums Earned											
17. Amount Paid for Provision of Health Care Services.....											
18. Amount Incurred for Provision of Health Care Services											

(a) For health business: number of persons insured under PPO managed care products ..... and number of persons insured under indemnity only products .....  
(b) For health premiums written: amount of Medicare Title XVIII exempt from state taxes or fees \$ .....



ANNUAL STATEMENT FOR THE YEAR 2014 OF THE Humana Health Plan of Ohio, Inc.

EXHIBIT OF PREMIUMS, ENROLLMENT AND UTILIZATION (a)

REPORT FOR: 1. CORPORATION Humana Health Plan of Ohio, Inc. 2. Cincinnati, OH

NAIC Group Code		BUSINESS IN THE STATE OF		DURING THE YEAR							(LOCATION)	
0119		Kentucky		2014							NAIC Company Code	
		Comprehensive (Hospital & Medical)									95348	
		1	2	3	4	5	6	7	8	9	10	
		Total	Individual	Group	Medicare Supplement	Vision Only	Dental Only	Federal Employees Health Benefit Plan	Title XVIII Medicare	Title XIX Medicaid	Other	
Total Members at end of:												
1.	Prior Year .....	5,463	0	0	0	0	259	0	5,204	0	0	
2.	First Quarter .....	7,244	0	0	0	0	0	0	7,244	0	0	
3.	Second Quarter .....	7,389	0	0	0	0	0	0	7,389	0	0	
4.	Third Quarter .....	7,507	0	0	0	0	0	0	7,507	0	0	
5.	Current Year .....	7,635	0	0	0	0	0	0	7,635	0	0	
6.	Current Year Member Months	88,700	0	0	0	0	0	0	88,700	0	0	
Total Member Ambulatory Encounters for Year:												
7.	Physician .....	130,332	0	0	0	0	0	0	130,332	0	0	
8.	Non-Physician .....	68,303	0	0	0	0	0	0	68,303	0	0	
9.	Total	198,635	0	0	0	0	0	0	198,635	0	0	
10.	Hospital Patient Days Incurred	17,467	0	0	0	0	0	0	17,467	0	0	
11.	Number of Inpatient Admissions	2,232	0	0	0	0	0	0	2,232	0	0	
12.	Health Premiums Written (b) .....	68,849,337	0	0	0	0	(4,275)	0	68,853,612	0	0	
13.	Life Premiums Direct	0	0	0	0	0	0	0	0	0	0	
14.	Property/Casualty Premiums Written .....	0	0	0	0	0	0	0	0	0	0	
15.	Health Premiums Earned .....	68,849,337	0	0	0	0	(4,275)	0	68,853,612	0	0	
16.	Property/Casualty Premiums Earned	0	0	0	0	0	0	0	0	0	0	
17.	Amount Paid for Provision of Health Care Services .....	60,574,641	0	0	0	0	(19)	0	60,574,660	0	0	
18.	Amount Incurred for Provision of Health Care Services	61,191,367	0	0	0	0	(9,900)	0	61,201,267	0	0	

(a) For health business: number of persons insured under PPO managed care products 0 and number of persons insured under indemnity only products 0 .

(b) For health premiums written: amount of Medicare Title XVIII exempt from state taxes or fees \$ 68,853,612



ANNUAL STATEMENT FOR THE YEAR 2014 OF THE Humana Health Plan of Ohio, Inc.

EXHIBIT OF PREMIUMS, ENROLLMENT AND UTILIZATION (a)

REPORT FOR: 1. CORPORATION Humana Health Plan of Ohio, Inc. 2. Cincinnati, OH

NAIC Group Code		BUSINESS IN THE STATE OF		DURING THE YEAR							(LOCATION)	
0119		Ohio		2014							NAIC Company Code 95348	
		1	Comprehensive (Hospital & Medical)		4	5	6	7	8	9	10	
		Total	Individual	Group	Medicare Supplement	Vision Only	Dental Only	Federal Employees Health Benefit Plan	Title XVIII Medicare	Title XIX Medicaid	Other	
Total Members at end of:												
1.	Prior Year	69,874	36	51,850	0	889	1,127	569	15,403	0	0	
2.	First Quarter	78,484	6,195	48,678	0	1,005	1,157	854	20,595	0	0	
3.	Second Quarter	86,967	14,033	48,597	0	1,039	1,199	916	21,183	0	0	
4.	Third Quarter	85,096	13,805	46,298	0	1,061	1,240	945	21,747	0	0	
5.	Current Year	83,249	12,708	45,605	0	1,047	584	964	22,341	0	0	
6.	Current Year Member Months	983,364	133,241	565,696	0	12,407	6,250	10,948	254,822	0	0	
Total Member Ambulatory Encounters for Year:												
7.	Physician	722,799	58,438	268,500	0	0	0	7,129	388,732	0	0	
8.	Non-Physician	350,354	26,590	95,215	0	0	0	3,017	225,532	0	0	
9.	Total	1,073,153	85,028	363,715	0	0	0	10,146	614,264	0	0	
10.	Hospital Patient Days Incurred	76,053	3,434	10,683	0	0	0	232	61,704	0	0	
11.	Number of Inpatient Admissions	10,023	630	2,144	0	0	0	62	7,187	0	0	
12.	Health Premiums Written (b)	428,903,919	39,757,959	183,536,553	0	181,328	326,956	4,055,490	201,045,697	0	(64)	
13.	Life Premiums Direct	0	0	0	0	0	0	0	0	0	0	
14.	Property/Casualty Premiums Written	0	0	0	0	0	0	0	0	0	0	
15.	Health Premiums Earned	428,958,032	39,757,962	183,590,663	0	181,328	326,956	4,055,490	201,045,697	0	(64)	
16.	Property/Casualty Premiums Earned	0	0	0	0	0	0	0	0	0	0	
17.	Amount Paid for Provision of Health Care Services	365,705,080	36,766,109	144,581,632	0	114,272	151,993	3,897,090	180,193,984	0	0	
18.	Amount Incurred for Provision of Health Care Services	378,679,280	44,710,956	143,684,904	0	125,109	152,245	4,091,954	185,914,112	0	0	

(a) For health business: number of persons insured under PPO managed care products 42,896 and number of persons insured under indemnity only products 0 .  
(b) For health premiums written: amount of Medicare Title XVIII exempt from state taxes or fees \$ 201,045,697



ANNUAL STATEMENT FOR THE YEAR 2014 OF THE Humana Health Plan of Ohio, Inc.

EXHIBIT OF PREMIUMS, ENROLLMENT AND UTILIZATION (a)

REPORT FOR: 1. CORPORATION Humana Health Plan of Ohio, Inc. 2. Cincinnati, OH

NAIC Group Code		BUSINESS IN THE STATE OF		Grand Total		DURING THE YEAR		2014		(LOCATION)	
0119		1		Comprehensive (Hospital & Medical)		4		5		6	
		2		3		Medicare Supplement		Vision Only		Dental Only	
		Total		Individual		Group		Federal Employees Health Benefit Plan		Title XVIII Medicare	
										Title XIX Medicaid	
										95348	
Total Members at end of:											
1. Prior Year	75,337	36	51,850	0	889	1,386	569	20,607	0	0	0
2. First Quarter	85,728	6,195	48,678	0	1,005	1,157	854	27,839	0	0	0
3. Second Quarter	94,356	14,033	48,597	0	1,039	1,199	916	28,572	0	0	0
4. Third Quarter	92,603	13,805	46,298	0	1,061	1,240	945	29,254	0	0	0
5. Current Year	90,884	12,708	45,605	0	1,047	584	964	29,976	0	0	0
6. Current Year Member Months	1,072,064	133,241	565,696	0	12,407	6,250	10,948	343,522	0	0	0
Total Member Ambulatory Encounters for Year:											
7. Physician	853,131	58,438	268,500	0	0	0	7,129	519,064	0	0	0
8. Non-Physician	418,657	26,590	95,215	0	0	0	3,017	293,835	0	0	0
9. Total	1,271,788	85,028	363,715	0	0	0	10,146	812,899	0	0	0
10. Hospital Patient Days Incurred	93,520	3,434	10,683	0	0	0	232	79,171	0	0	0
11. Number of Inpatient Admissions	12,255	630	2,144	0	0	0	62	9,419	0	0	0
12. Health Premiums Written (b)	497,753,256	39,757,959	183,536,553	0	181,328	322,681	4,055,490	269,899,309	0	0	(64)
13. Life Premiums Direct	0	0	0	0	0	0	0	0	0	0	0
14. Property/Casualty Premiums Written	0	0	0	0	0	0	0	0	0	0	0
15. Health Premiums Earned	497,807,369	39,757,962	183,590,663	0	181,328	322,681	4,055,490	269,899,309	0	0	(64)
16. Property/Casualty Premiums Earned	0	0	0	0	0	0	0	0	0	0	0
17. Amount Paid for Provision of Health Care Services	426,279,721	36,766,109	144,581,632	0	114,272	151,974	3,897,090	240,768,644	0	0	0
18. Amount Incurred for Provision of Health Care Services	439,870,647	44,710,956	143,684,904	0	125,109	142,345	4,091,954	247,115,379	0	0	0

(a) For health business: number of persons insured under PPO managed care products 42,896 and number of persons insured under indemnity only products 0 .  
(b) For health premiums written: amount of Medicare Title XVIII exempt from state taxes or fees \$ 269,899,309

## ANNUAL STATEMENT FOR THE YEAR 2014 OF THE Humana Health Plan of Ohio, Inc.

## SCHEDULE S - PART 1 - SECTION 2

Reinsurance Assumed Accident and Health Insurance Listed by Reinsured Company as of December 31, Current Year

1 NAIC Company Code	2 ID Number	3 Effective Date	4 Name of Reinsured	5 Domiciliary Jurisdiction	6 Type of Reinsurance Assumed	7 Premiums	8 Unearned Premiums	9 Reserve Liability Other Than for Unearned Premiums	10 Reinsurance Payable on Paid and Unpaid Losses	11 Modified Coinsurance Reserve	12 Funds Withheld Under Coinsurance
NONE											
9999999 - Totals											

## SCHEDULE S - PART 2

[illegible]



ANNUAL STATEMENT FOR THE YEAR 2014 OF THE Humana Health Plan of Ohio, Inc.

SCHEDULE S - PART 3 - SECTION 2

Reinsurance Ceded Accident and Health Insurance Listed by Reinsuring Company as of December 31, Current Year

1 NAIC Company Code	2 ID Number	3 Effective Date	4 Name of Company	5 Domi- ciliary Juris- diction	6 Type	7 Type of Business Ceded	8 Premiums	9 Unearned Premiums (Estimated)	10 Reserve Credit Taken Other than for Unearned Premiums	Outstanding Surplus Relief		13 Modified Coinsurance Reserve	14 Funds Withheld Under Coinsurance
										11 Current Year	12 Prior Year		
0399999. Total General Account - Authorized U.S. Affiliates							0	0	0	0	0	0	0
0699999. Total General Account - Authorized Non-U.S. Affiliates							0	0	0	0	0	0	0
0799999. Total General Account - Authorized Affiliates							0	0	0	0	0	0	0
88340	59-2859797	10/01/2013	HANNOVER LIFE REASSURANCE CO OF AMERICA	FL	SSL/A/I	CMM	109,240	0	0	0	0	0	0
88340	59-2859797	10/01/2014	HANNOVER LIFE REASSURANCE CO OF AMERICA	FL	SSL/A/I	CMM	44,373	0	0	0	0	0	0
10357	52-1952955	10/01/2013	PLATINUM UNDERWRITERS REINS INC	MD	SSL/A/I	CMM	188,688	0	0	0	0	0	0
10357	52-1952955	10/01/2014	PLATINUM UNDERWRITERS REINS INC	MD	SSL/A/I	CMM	58,724	0	0	0	0	0	0
00000	AA-9990032	01/01/2014	US DEPARTMENT OF HEALTH AND HUMAN SERVICES	DC	OTH/A/I	CMM	441,259	0	0	0	0	0	0
0899999. General Account - Authorized U.S. Non-Affiliates							842,284	0	0	0	0	0	0
1099999. Total General Account - Authorized Non-Affiliates							842,284	0	0	0	0	0	0
1199999. Total General Account Authorized							842,284	0	0	0	0	0	0
1499999. Total General Account - Unauthorized U.S. Affiliates							0	0	0	0	0	0	0
1799999. Total General Account - Unauthorized Non-U.S. Affiliates							0	0	0	0	0	0	0
1899999. Total General Account - Unauthorized Affiliates							0	0	0	0	0	0	0
2199999. Total General Account - Unauthorized Non-Affiliates							0	0	0	0	0	0	0
2299999. Total General Account Unauthorized							0	0	0	0	0	0	0
2599999. Total General Account - Certified U.S. Affiliates							0	0	0	0	0	0	0
2899999. Total General Account - Certified Non-U.S. Affiliates							0	0	0	0	0	0	0
2999999. Total General Account - Certified Affiliates							0	0	0	0	0	0	0
3299999. Total General Account - Certified Non-Affiliates							0	0	0	0	0	0	0
3399999. Total General Account Certified							0	0	0	0	0	0	0
3499999. Total General Account Authorized, Unauthorized and Certified							842,284	0	0	0	0	0	0
3799999. Total Separate Accounts - Authorized U.S. Affiliates							0	0	0	0	0	0	0
4099999. Total Separate Accounts - Authorized Non-U.S. Affiliates							0	0	0	0	0	0	0
4199999. Total Separate Accounts - Authorized Affiliates							0	0	0	0	0	0	0
4499999. Total Separate Accounts - Authorized Non-Affiliates							0	0	0	0	0	0	0
4599999. Total Separate Accounts Authorized							0	0	0	0	0	0	0
4899999. Total Separate Accounts - Unauthorized U.S. Affiliates							0	0	0	0	0	0	0
5199999. Total Separate Accounts - Unauthorized Non-U.S. Affiliates							0	0	0	0	0	0	0
5299999. Total Separate Accounts - Unauthorized Affiliates							0	0	0	0	0	0	0
5599999. Total Separate Accounts - Unauthorized Non-Affiliates							0	0	0	0	0	0	0
5699999. Total Separate Accounts Unauthorized							0	0	0	0	0	0	0
5999999. Total Separate Accounts - Certified U.S. Affiliates							0	0	0	0	0	0	0
6299999. Total Separate Accounts - Certified Non-U.S. Affiliates							0	0	0	0	0	0	0
6399999. Total Separate Accounts - Certified Affiliates							0	0	0	0	0	0	0
6699999. Total Separate Accounts - Certified Non-Affiliates							0	0	0	0	0	0	0
6799999. Total Separate Accounts Certified							0	0	0	0	0	0	0
6899999. Total Separate Accounts Authorized, Unauthorized and Certified							0	0	0	0	0	0	0
6999999. Total U.S. (Sum of 0399999, 0899999, 1499999, 1999999, 2599999, 3099999, 3799999, 4299999, 4899999, 5399999, 5999999 and 6499999)							842,284	0	0	0	0	0	0
7099999. Total Non-U.S. (Sum of 0699999, 0999999, 1799999, 2099999, 2899999, 3199999, 4099999, 4399999, 5199999, 5499999, 6299999 and 6599999)							0	0	0	0	0	0	0
9999999 - Totals							842,284	0	0	0	0	0	0

Schedule S - Part 4  
**N O N E**

Schedule S - Part 4 - Bank Footnote  
**N O N E**

Schedule S - Part 5  
**N O N E**

Schedule S - Part 5 - Bank Footnote  
**N O N E**

SCHEDULE S - PART 6

Five Year Exhibit of Reinsurance Ceded Business (000 Omitted)

	1 2014	2 2013	3 2012	4 2011	5 2010
A. OPERATIONS ITEMS					
1. Premiums .....	842	241	183	174	130,109
2. Title XVIII - Medicare .....	0	0	0	0	0
3. Title XIX - Medicaid .....	0	0	0	0	0
4. Commissions and reinsurance expense allowance .....	0	0	0	0	0
5. Total hospital and medical expenses .....	10,517	(33)	2,572	0	107,378
B. BALANCE SHEET ITEMS					
6. Premiums receivable .....	0	0	0	0	0
7. Claims payable .....	2,234	0	0	0	0
8. Reinsurance recoverable on paid losses .....	8,283	0	520	0	0
9. Experience rating refunds due or unpaid .....	0	0	0	0	0
10. Commissions and reinsurance expense allowances due .....	0	0	0	0	0
11. Unauthorized reinsurance offset .....	0	0	0	0	0
12. Offset for reinsurance with Certified Reinsurers .....	0	0	0	XXX	XXX
C. UNAUTHORIZED REINSURANCE (DEPOSITS BY AND FUNDS WITHHELD FROM)					
13. Funds deposited by and withheld from (F) .....	0	0	0	0	0
14. Letters of credit (L) .....	0	0	0	0	0
15. Trust agreements (T) .....	0	0	0	0	0
16. Other (O) .....	0	0	0	0	0
D. REINSURANCE WITH CERTIFIED REINSURERS (DEPOSITS BY AND FUNDS WITHHELD FROM)					
17. Multiple Beneficiary Trust .....	0	0	0	XXX	XXX
18. Funds deposited by and withheld from (F) .....	0	0	0	XXX	XXX
19. Letters of credit (L) .....	0	0	0	XXX	XXX
20. Trust agreements (T) .....	0	0	0	XXX	XXX
21. Other (O) .....	0	0	0	XXX	XXX

SCHEDULE S - PART 7

Restatement of Balance Sheet to Identify Net Credit For Ceded Reinsurance

	1 As Reported (net of ceded)	2 Restatement Adjustments	3 Restated (gross of ceded)
<b>ASSETS (Page 2, Col. 3)</b>			
1. Cash and invested assets (Line 12) .....	108,869,527	0	108,869,527
2. Accident and health premiums due and unpaid (Line 15) .....	6,336,211	0	6,336,211
3. Amounts recoverable from reinsurers (Line 16.1) .....	8,282,701	(8,282,701)	0
4. Net credit for ceded reinsurance .....	XXX	10,413,584	10,413,584
5. All other admitted assets (Balance) .....	17,444,378	0	17,444,378
6. Total assets (Line 28)	140,932,817	2,130,883	143,063,699
<b>LIABILITIES, CAPITAL AND SURPLUS (Page 3)</b>			
7. Claims unpaid (Line 1) .....	44,093,005	2,233,901	46,326,906
8. Accrued medical incentive pool and bonus payments (Line 2) .....	0	0	0
9. Premiums received in advance (Line 8) .....	4,618,545	0	4,618,545
10. Funds held under reinsurance treaties with authorized and unauthorized reinsurers (Line 19 first inset amount plus second inset amount) .....	0	0	0
11. Reinsurance in unauthorized companies (Line 20 minus inset amount) .....	0	0	0
12. Reinsurance with Certified Reinsurers (Line 20 inset amount) .....	0	0	0
13. Funds held under reinsurance treaties with Certified Reinsurers (Line 19 third inset amount) .....	0	0	0
14. All other liabilities (Balance) .....	28,692,050	(103,018)	28,589,032
15. Total liabilities (Line 24) .....	77,403,600	2,130,883	79,534,483
16. Total capital and surplus (Line 33) .....	63,529,217	XXX	63,529,217
17. Total liabilities, capital and surplus (Line 34)	140,932,817	2,130,883	143,063,700
<b>NET CREDIT FOR CEDED REINSURANCE</b>			
18. Claims unpaid .....	2,233,901		
19. Accrued medical incentive pool .....	0		
20. Premiums received in advance .....	0		
21. Reinsurance recoverable on paid losses .....	8,282,701		
22. Other ceded reinsurance recoverables .....	0		
23. Total ceded reinsurance recoverables .....	10,516,602		
24. Premiums receivable .....	0		
25. Funds held under reinsurance treaties with authorized and unauthorized reinsurers .....	0		
26. Unauthorized reinsurance .....	0		
27. Reinsurance with Certified Reinsurers .....	0		
28. Funds held under reinsurance treaties with Certified Reinsurers .....	0		
29. Other ceded reinsurance payables/offsets .....	103,018		
30. Total ceded reinsurance payables/offsets .....	103,018		
31. Total net credit for ceded reinsurance	10,413,584		

SCHEDULE T - PART 2  
INTERSTATE COMPACT - EXHIBIT OF PREMIUMS WRITTEN

Allocated by States and Territories

			Direct Business Only					
			1	2	3	4	5	6
States, Etc.			Life (Group and Individual)	Annuities (Group and Individual)	Disability Income (Group and Individual)	Long-Term Care (Group and Individual)	Deposit-Type Contracts	Totals
1.	Alabama .....	AL						
2.	Alaska .....	AK						
3.	Arizona .....	AZ						
4.	Arkansas .....	AR						
5.	California .....	CA						
6.	Colorado .....	CO						
7.	Connecticut .....	CT						
8.	Delaware .....	DE						
9.	District of Columbia .....	DC						
10.	Florida .....	FL						
11.	Georgia .....	GA						
12.	Hawaii .....	HI						
13.	Idaho .....	ID						
14.	Illinois .....	IL						
15.	Indiana .....	IN						
16.	Iowa .....	IA						
17.	Kansas .....	KS						
18.	Kentucky .....	KY						
19.	Louisiana .....	LA						
20.	Maine .....	ME						
21.	Maryland .....	MD						
22.	Massachusetts .....	MA						
23.	Michigan .....	MI						
24.	Minnesota .....	MN						
25.	Mississippi .....	MS						
26.	Missouri .....	MO						
27.	Montana .....	MT						
28.	Nebraska .....	NE						
29.	Nevada .....	NV						
30.	New Hampshire .....	NH						
31.	New Jersey .....	NJ						
32.	New Mexico .....	NM						
33.	New York .....	NY						
34.	North Carolina .....	NC						
35.	North Dakota .....	ND						
36.	Ohio .....	OH						
37.	Oklahoma .....	OK						
38.	Oregon .....	OR						
39.	Pennsylvania .....	PA						
40.	Rhode Island .....	RI						
41.	South Carolina .....	SC						
42.	South Dakota .....	SD						
43.	Tennessee .....	TN						
44.	Texas .....	TX						
45.	Utah .....	UT						
46.	Vermont .....	VT						
47.	Virginia .....	VA						
48.	Washington .....	WA						
49.	West Virginia .....	WV						
50.	Wisconsin .....	WI						
51.	Wyoming .....	WY						
52.	American Samoa .....	AS						
53.	Guam .....	GU						
54.	Puerto Rico .....	PR						
55.	U.S. Virgin Islands .....	VI						
56.	Northern Mariana Islands .....	MP						
57.	Canada .....	CAN						
58.	Aggregate Other Alien .....	OT						
59.	Total							

NONE

ANNUAL STATEMENT FOR THE YEAR 2014 OF THE Humana Health Plan of Ohio, Inc.

**SCHEDULE Y**  
**PART 1A - DETAIL OF INSURANCE HOLDING COMPANY SYSTEM**

1	2	3	4	5	6	7	8	9	10	11	12	13	14	15
Group Code	Group Name	NAIC Company Code	ID Number	Federal RSSD	CIK	Name of Securities Exchange if Publicly Traded (U.S. or International)	Names of Parent, Subsidiaries Or Affiliates	Domiciliary Location	Relationship to Reporting Entity	Directly Controlled by (Name of Entity/Person)	Type of Control (Ownership, Board, Management, Attorney-in-Fact, Influence, Other)	If Control is Ownership Provide Percentage	Ultimate Controlling Entity(ies)/Person(s)	*
0119	Humana Inc.	00000	65-0851053				154th Street Medical Plaza, Inc.	FL	NIA	CAC-Florida Medical Centers, LLC SeniorBridge Family Companies (FL), Inc.	Ownership	100.000	Humana Inc.	0
0119	Humana Inc.	00000	20-0381804				1st Choice Home Health Care, LLC	FL	NIA		Ownership	100.000	Humana Inc.	0
0119	Humana Inc.	00000	20-5309363				515-526W MainSt CondoCouncil of Co-Owners	KY	NIA	Preservation on Main, Inc.	Ownership	100.000	Humana Inc.	0
0119	Humana Inc.	00000	65-0293220				54th Street Medical Plaza, Inc.	FL	NIA	CAC-Florida Medical Centers, LLC	Ownership	100.000	Humana Inc.	0
0119	Humana Inc.	00000	27-0200477				Ambulatory Care Solutions of Arkansas LLC	AR	NIA	Humana Inc.	Ownership	100.000	Humana Inc.	0
0119	Humana Inc.	00000	26-4179617				Ambulatory Care Solutions of Ohio LLC	OH	NIA	Humana Inc.	Ownership	100.000	Humana Inc.	0
0119	Humana Inc.	00000	37-1485812				Ambulatory Care Solutions, LLC	IN	NIA	Humana Inc.	Ownership	100.000	Humana Inc.	0
0119	Humana Inc.	00000	45-3818750				American Eldercare of North Florida, LLC	FL	NIA	SeniorBridge Family Companies (FL), Inc.	Ownership	100.000	Humana Inc.	0
0119	Humana Inc.	00000	65-0380198				American Eldercare, Inc.	FL	NIA	SeniorBridge Family Companies (FL), Inc.	Ownership	100.000	Humana Inc.	0
0119	Humana Inc.	00000	27-3387971				Arcadian Choice, Inc.	TX	NIA	Arcadian Management Services, Inc.	Ownership	100.000	Humana Inc.	0
0119	Humana Inc.	12151	20-1001348				Arcadian Health Plan, Inc.	WA	IA	Arcadian Management Services, Inc.	Ownership	100.000	Humana Inc.	0
0119	Humana Inc.	00000	86-0836599				Arcadian Management Services, Inc.	DE	NIA	Arcadian Management Services, Inc.	Ownership	100.000	Humana Inc.	0
0119	Humana Inc.	00000	59-3715944				Availity, L.L.C.	DE	OTH	See Footnote 1	Board of Directors	0.000	Humana Inc.	1
0119	Humana Inc.	00000	30-0117876				CAC Medical Center Holdings, Inc.	FL	NIA	Humana Inc.	Ownership	100.000	Humana Inc.	0
0119	Humana Inc.	00000	26-0010657				CAC-Florida Medical Centers, LLC	FL	NIA	Humana Inc.	Ownership	100.000	Humana Inc.	0
0119	Humana Inc.	00000	13-4106498				Cambridge Companions, LLC	NY	NIA	Humana at Home, Inc.	Ownership	100.000	Humana Inc.	0
0119	Humana Inc.	00000	13-4076893				Cambridge Personal Care, LLC	NY	NIA	Humana at Home, Inc.	Ownership	100.000	Humana Inc.	0
0119	Humana Inc.	00000	26-0815856				Care Partners Home Care, LLC	FL	NIA	SeniorBridge Family Companies (FL), Inc.	Ownership	100.000	Humana Inc.	0
0119	Humana Inc.	00000	39-1514846				CareNetwork, Inc.	WI	NIA	Humana Inc.	Ownership	100.000	Humana Inc.	0
0119	Humana Inc.	95092	59-2598550				CarePlus Health Plans, Inc.	FL	IA	CHP Holdings, Inc.	Ownership	100.000	Humana Inc.	0
0119	Humana Inc.	95754	62-1579044				Cariten Health Plan Inc.	TN	IA	PHP Companies, Inc.	Ownership	100.000	Humana Inc.	0
0119	Humana Inc.	00000	80-0072760				Certify Data Systems, Inc.	DE	NIA	Humana Inc.	Ownership	100.000	Humana Inc.	0
0119	Humana Inc.	95158	61-1279717				CHA HMO, Inc.	KY	IA	CHA Service Company	Ownership	100.000	Humana Inc.	0
0119	Humana Inc.	00000	61-1279716				CHA Service Company	KY	NIA	Humana Health Plan, Inc.	Ownership	100.000	Humana Inc.	0
0119	Humana Inc.	00000	01-0510161				CM Occupational Health, L.L.C.	ME	NIA	See Footnote 2	Joint Venture	0.000	Humana Inc.	2
0119	Humana Inc.	00000	20-5440995				ONU Blue 2, LLC	FL	NIA	Continuicare Corporation	Ownership	100.000	Humana Inc.	0
0119	Humana Inc.	52015	59-2531815				CompBenefits Company	FL	IA	Humana Dental Company	Ownership	100.000	Humana Inc.	0
0119	Humana Inc.	00000	04-3185995				CompBenefits Corporation	DE	NIA	Humana Inc.	Ownership	100.000	Humana Inc.	0
0119	Humana Inc.	11228	36-3686002				CompBenefits Dental, Inc.	IL	IA	Dental Care Plus Management Corporation	Ownership	100.000	Humana Inc.	0
0119	Humana Inc.	00000	58-2228851				CompBenefits Direct, Inc.	DE	NIA	Humana Dental Company	Ownership	100.000	Humana Inc.	0
0119	Humana Inc.	60984	74-2552026				CompBenefits Insurance Company	TX	IA	Humana Dental Company	Ownership	100.000	Humana Inc.	0
0119	Humana Inc.	00000	45-3713941				Complex Clinical Management, Inc.	FL	NIA	SeniorBridge Family Companies (FL), Inc.	Ownership	100.000	Humana Inc.	0
0119	Humana Inc.	00000	42-1575099				Comprehensive Health Insights, Inc.	IL	NIA	Humana Inc.	Ownership	100.000	Humana Inc.	0
0119	Humana Inc.	00000	20-0114482				Concentra Akron, L.L.C.	DE	NIA	See Footnote 3	Joint Venture	100.000	Humana Inc.	3
0119	Humana Inc.	00000	62-1691148				Concentra Arkansas, L.L.C.	DE	NIA	See Footnote 8	Joint Venture	0.000	Humana Inc.	8
0119	Humana Inc.	00000	75-2510547				Concentra Health Services, Inc.	NV	NIA	Concentra Operating Corporation	Ownership	100.000	Humana Inc.	0
0119	Humana Inc.	00000	26-4823524				Concentra Inc.	DE	NIA	Humana Inc.	Ownership	100.000	Humana Inc.	0
0119	Humana Inc.	00000	04-2658593				Concentra Integrated Services, Inc.	MA	NIA	National Healthcare Resources, Inc.	Ownership	100.000	Humana Inc.	0
0119	Humana Inc.	00000	76-0546504				Concentra Laboratory, L.L.C.	DE	NIA	National Healthcare Resources, Inc.	Ownership	100.000	Humana Inc.	0
0119	Humana Inc.	00000	75-2857879				Concentra Occ Health Research Institute	TX	NIA	Concentra Health Services, Inc.	Ownership	100.000	Humana Inc.	0
0119	Humana Inc.	00000	23-2901126				Concentra Occ Healthcare Harrisburg, L.P.	PA	NIA	See Footnote 9	Joint Venture	0.000	Humana Inc.	9
0119	Humana Inc.	00000	04-3363415				Concentra Operating Corporation	DE	NIA	Concentra Inc.	Ownership	100.000	Humana Inc.	0
0119	Humana Inc.	00000	75-2678146				Concentra Solutions, Inc.	DE	NIA	Concentra Health Services, Inc.	Ownership	100.000	Humana Inc.	0
0119	Humana Inc.	00000	75-2784513				Concentra South Carolina, L.L.C.	DE	NIA	See Footnote 10	Joint Venture	0.000	Humana Inc.	10
0119	Humana Inc.	00000	75-2821236				Concentra St. Louis, L.L.C.	DE	NIA	See Footnote 11	Joint Venture	0.000	Humana Inc.	11
0119	Humana Inc.	00000	22-3675361				Concentra-UPMC, L.L.C.	DE	NIA	See Footnote 12	Joint Venture	0.000	Humana Inc.	12

ANNUAL STATEMENT FOR THE YEAR 2014 OF THE Humana Health Plan of Ohio, Inc.

**SCHEDULE Y**  
**PART 1A - DETAIL OF INSURANCE HOLDING COMPANY SYSTEM**

1	2	3	4	5	6	7	8	9	10	11	12	13	14	15
Group Code	Group Name	NAIC Company Code	ID Number	Federal RSSD	CIK	Name of Securities Exchange if Publicly Traded (U.S. or International)	Names of Parent, Subsidiaries Or Affiliates	Domiciliary Location	Relationship to Reporting Entity	Directly Controlled by (Name of Entity/Person)	Type of Control (Ownership, Board, Management, Attorney-in-Fact, Influence, Other)	If Control is Ownership Provide Percentage	Ultimate Controlling Entity(ies)/Person(s)	*
0119	Humana Inc.	00000	59-2716023				Continucare Corporation	FL	NIA	Metropolitan Health Networks, Inc.	Ownership	100.000	Humana Inc.	0
0119	Humana Inc.	00000	65-0796178				Continucare Managed Care, Inc.	FL	NIA	Continucare Corporation	Ownership	100.000	Humana Inc.	0
0119	Humana Inc.	00000	20-5646291				Continucare MDHC, LLC	FL	NIA	Continucare Corporation	Ownership	100.000	Humana Inc.	0
0119	Humana Inc.	00000	65-0791417				Continucare Medical Management, Inc.	FL	NIA	Continucare Corporation	Ownership	100.000	Humana Inc.	0
0119	Humana Inc.	00000	65-0780986				Continucare MSO, Inc.	FL	NIA	Continucare Corporation	Ownership	100.000	Humana Inc.	0
0119	Humana Inc.	00000	20-8236655				Corphealth Provider Link, Inc.	TX	NIA	Corphealth, Inc.	Ownership	100.000	Humana Inc.	0
0119	Humana Inc.	00000	75-2043865				Corphealth, Inc.	TX	NIA	Humana Inc.	Ownership	100.000	Humana Inc.	0
0119	Humana Inc.	00000	33-0916248				DefenseWeb Technologies, Inc.	DE	NIA	Humana Inc.	Ownership	100.000	Humana Inc.	0
0119	Humana Inc.	00000	36-3512545				Dental Care Plus Management Corp.	IL	NIA	Humana Dental Company	Ownership	100.000	Humana Inc.	0
0119	Humana Inc.	95161	76-0039628				DentiCare, Inc.	TX	IA	Humana Dental Company	Ownership	100.000	Humana Inc.	0
0119	Humana Inc.	88595	31-0935772				Emphesys Insurance Company	TX	IA	Emphesys, Inc.	Ownership	100.000	Humana Inc.	0
0119	Humana Inc.	00000	61-1237697				Emphesys, Inc.	DE	NIA	Humana Inc.	Ownership	100.000	Humana Inc.	0
0119	Humana Inc.	00000	27-1649291				Harris, Rothenberg International Inc.	NY	NIA	Humana Inc.	Ownership	100.000	Humana Inc.	0
							SeniorBridge Family Companies (NY), Inc.							
0119	Humana Inc.	00000	11-2795529				Harte Placements, Inc.	NY	NIA		Ownership	100.000	Humana Inc.	0
0119	Humana Inc.	00000	61-1223418				Health Value Management, Inc.	DE	NIA	Humana Inc.	Ownership	100.000	Humana Inc.	0
0119	Humana Inc.	00000	46-4912173				HRI Humana of California Inc.	CA	NIA	Harris, Rothenberg International Inc.	Ownership	100.000	Humana Inc.	0
0119	Humana Inc.	00000	26-3592783				HUM INT, LLC	DE	NIA	HUM-Holdings International, Inc.	Ownership	100.000	Humana Inc.	0
0119	Humana Inc.	00000	20-4835394				Humana Active Outlook, Inc.	KY	NIA	Humana Inc.	Ownership	100.000	Humana Inc.	0
0119	Humana Inc.	00000	04-3580066				Humana at Home (IA), Inc.	MA	NIA	Humana at Home, Inc.	Ownership	100.000	Humana Inc.	0
0119	Humana Inc.	00000	65-0274594				Humana at Home 1, Inc.	FL	NIA	Humana Dental Company	Ownership	100.000	Humana Inc.	0
0119	Humana Inc.	00000	13-4036798				Humana at Home, Inc.	DE	NIA	Humana Inc.	Ownership	100.000	Humana Inc.	0
0119	Humana Inc.	60052	37-1326199				Humana Benefit Plan of Illinois, Inc.	IL	IA	Humana Inc.	Ownership	100.000	Humana Inc.	0
0119	Humana Inc.	00000	59-1843760				Humana Dental Company	FL	NIA	CompBenefits Corporation	Ownership	100.000	Humana Inc.	0
0119	Humana Inc.	52028	36-3654697				Humana Dental Concern, Ltd.	IL	IA	HumanaDental, Inc.	Ownership	100.000	Humana Inc.	0
0119	Humana Inc.	95519	58-2209549				Humana Employers Health Plan of GA, Inc.	GA	IA	Humana Insurance Company	Ownership	100.000	Humana Inc.	0
0119	Humana Inc.	00000	61-1241225				Humana Government Business, Inc.	DE	NIA	Humana Inc.	Ownership	100.000	Humana Inc.	0
0119	Humana Inc.	95642	72-1279235				Humana Health Benefit Plan of LA, Inc.	LA	IA	Humana Insurance Company	Ownership	100.000	Humana Inc.	0
0119	Humana Inc.	13558	26-2800286				Humana Health Company of New York, Inc.	NY	IA	Arcadian Management Services, Inc.	Ownership	100.000	Humana Inc.	0
0119	Humana Inc.	69671	61-1041514				Humana Health Ins. Co. of Florida, Inc.	FL	IA	Humana Inc.	Ownership	100.000	Humana Inc.	0
0119	Humana Inc.	00000	26-3473328				Humana Health Plan of California, Inc.	CA	IA	Humana Inc.	Ownership	100.000	Humana Inc.	0
0119	Humana Inc.	95348	31-1154200				Humana Health Plan of Ohio, Inc.	OH	RE	Humana Inc.	Ownership	100.000	Humana Inc.	0
0119	Humana Inc.	95024	61-0994632				Humana Health Plan of Texas, Inc.	TX	IA	Humana Inc.	Ownership	100.000	Humana Inc.	0
0119	Humana Inc.	95885	61-1013183				Humana Health Plan, Inc.	KY	IA	Humana Inc.	Ownership	100.000	Humana Inc.	0
0119	Humana Inc.	95721	66-0406896				Humana Health Plans of Puerto Rico, Inc.	PR	IA	Humana Inc.	Ownership	100.000	Humana Inc.	0
0119	Humana Inc.	00000	61-0647538			NYSE	Humana Inc.	DE	UDP		Ownership	100.000	Humana Inc.	0
0119	Humana Inc.	00000	61-1343791				Humana Innovation Enterprises, Inc.	DE	NIA	Humana Inc.	Ownership	100.000	Humana Inc.	0
0119	Humana Inc.	73288	39-1263473				Humana Insurance Company	WI	IA	CareNetwork, Inc.	Ownership	100.000	Humana Inc.	0
0119	Humana Inc.	60219	61-1311685				Humana Insurance Company of Kentucky	KY	IA	Humana Insurance Company	Ownership	100.000	Humana Inc.	0
0119	Humana Inc.	12634	20-2888723				Humana Insurance Company of New York	NY	IA	Humana Inc.	Ownership	100.000	Humana Inc.	0
0119	Humana Inc.	84603	66-0291866				Humana Insurance of Puerto Rico, Inc.	PR	IA	Humana Inc.	Ownership	100.000	Humana Inc.	0
0119	Humana Inc.	00000	20-3364857				Humana MarketPOINT of Puerto Rico, Inc.	PR	NIA	Humana Inc.	Ownership	100.000	Humana Inc.	0
0119	Humana Inc.	00000	61-1343508				Humana MarketPOINT, Inc.	KY	NIA	Humana Inc.	Ownership	100.000	Humana Inc.	0
0119	Humana Inc.	14224	27-3991410				Humana Medical Plan of Michigan, Inc.	MI	IA	Humana Inc.	Ownership	100.000	Humana Inc.	0
0119	Humana Inc.	14462	27-4660531				Humana Medical Plan of Pennsylvania, Inc.	PA	IA	Humana Inc.	Ownership	100.000	Humana Inc.	0
0119	Humana Inc.	12908	20-8411422				Humana Medical Plan of Utah, Inc.	UT	IA	Humana Inc.	Ownership	100.000	Humana Inc.	0
0119	Humana Inc.	95270	61-1103898				Humana Medical Plan, Inc.	FL	IA	Humana Inc.	Ownership	100.000	Humana Inc.	0
0119	Humana Inc.	00000	46-5329373				Humana MSO, LLC	DE	NIA	Humana Inc.	Ownership	100.000	Humana Inc.	0
0119	Humana Inc.	00000	45-2254346				Humana Pharmacy Solutions, Inc.	KY	NIA	Humana Inc.	Ownership	100.000	Humana Inc.	0
0119	Humana Inc.	00000	61-1316926				Humana Pharmacy, Inc.	DE	NIA	Humana Inc.	Ownership	100.000	Humana Inc.	0

ANNUAL STATEMENT FOR THE YEAR 2014 OF THE Humana Health Plan of Ohio, Inc.

**SCHEDULE Y**  
**PART 1A - DETAIL OF INSURANCE HOLDING COMPANY SYSTEM**

1	2	3	4	5	6	7	8	9	10	11	12	13	14	15
Group Code	Group Name	NAIC Company Code	ID Number	Federal RSSD	CIK	Name of Securities Exchange if Publicly Traded (U.S. or International)	Names of Parent, Subsidiaries Or Affiliates	Domi-ciliary Loca-tion	Rela-tion-ship to Reporting Entity	Directly Controlled by (Name of Entity/Person)	Type of Control (Ownership, Board, Management, Attorney-in-Fact, Influence, Other)	If Control is Ownership Provide Percentage	Ultimate Controlling Entity(ies)/Person(s)	*
0119	Humana Inc.	12282	20-2036444				Humana Regional Health Plan, Inc.	AR	IA	Arcadian Management Services, Inc./Arcadian Health Plan, Inc.	Ownership	100.000	Humana Inc.	6
0119	Humana Inc.	00000	20-8418853				Humana Veterans Healthcare Services, Inc.	DE	NIA	Humana Government Business, Inc.	Ownership	100.000	Humana Inc.	0
0119	Humana Inc.	00000	26-4522426				Humana WellWorks LLC	DE	NIA	Health Value Management, Inc.	Ownership	100.000	Humana Inc.	0
0119	Humana Inc.	95342	39-1525003				Humana Wisc. Health Org. Ins. Corp.	WI	IA	CareNetwork, Inc.	Ownership	100.000	Humana Inc.	0
0119	Humana Inc.	70580	39-0714280				HumanaDental Insurance Company	WI	IA	HumanaDental, Inc.	Ownership	100.000	Humana Inc.	0
0119	Humana Inc.	00000	61-1364005				HumanaDental, Inc.	DE	NIA	Humana Inc.	Ownership	100.000	Humana Inc.	0
0119	Humana Inc.	00000	27-4535747				HumanaVitality, LLC	DE	NIA	HumanaWellworks LLC	Ownership	100.000	Humana Inc.	0
0119	Humana Inc.	00000	61-1239538				Humco, Inc.	KY	NIA	Humana Inc.	Ownership	100.000	Humana Inc.	0
0119	Humana Inc.	00000	61-1383567				HUM-e-FL, Inc.	FL	NIA	Humana Inc.	Ownership	100.000	Humana Inc.	0
0119	Humana Inc.	00000	26-3583438				HUM-Holdings International, Inc.	KY	NIA	Humana Inc.	Ownership	100.000	Humana Inc.	0
0119	Humana Inc.	00000	86-1050795				Hummingbird Coaching Systems LLC	OH	NIA	Corphealth, Inc.	Ownership	100.000	Humana Inc.	0
0119	Humana Inc.	00000	39-1769093				Independent Care Health Plan	WI	OTH	See Footnote 4	Other	100.000	Humana Inc.	4
0119	Humana Inc.	00000	76-0537878				Inteli Home Healthcare, Inc.	TX	NIA	ROHC, L.L.C.	Ownership	100.000	Humana Inc.	0
0119	Humana Inc.	65110	57-0380426				Kanawha Insurance Company	SC	IA	KMG America Corporation	Ownership	100.000	Humana Inc.	0
0119	Humana Inc.	00000	20-1377270				KMG America Corporation	VA	NIA	Humana Inc.	Ownership	100.000	Humana Inc.	0
0119	Humana Inc.	00000	61-1232669				Managed Care Indemnity, Inc.	VT	IA	Humana Inc.	Ownership	100.000	Humana Inc.	0
0119	Humana Inc.	00000	65-0879131				METCARE of Florida, Inc.	FL	NIA	Metropolitan Health Networks, Inc.	Ownership	100.000	Humana Inc.	0
0119	Humana Inc.	00000	65-0635728				Metropolitan Health Networks, Inc.	FL	NIA	Humana Inc.	Ownership	100.000	Humana Inc.	0
0119	Humana Inc.	00000	65-0992582				Naples Health Care Specialists, LLC	FL	NIA	SeniorBridge Family Companies (FL), Inc.	Ownership	100.000	Humana Inc.	0
0119	Humana Inc.	00000	11-3273542				National Healthcare Resources, Inc.	DE	NIA	Concentra Health Services, Inc.	Ownership	100.000	Humana Inc.	0
0119	Humana Inc.	00000	65-0688221				Nursing Solutions, LLC	FL	NIA	SeniorBridge Family Companies (FL), Inc.	Ownership	100.000	Humana Inc.	0
0119	Humana Inc.	00000	04-3353031				OHR/Baystate, LLC	MA	NIA	See Footnote 13	Joint Venture	0.000	Humana Inc.	13
0119	Humana Inc.	00000	04-3353031				OHR/MMC, Limited Liability Company	ME	NIA	See Footnote 5	Joint Venture	100.000	Humana Inc.	5
0119	Humana Inc.	00000	98-0445802				OMP Insurance Company, Ltd.	TX	NIA	Concentra Operating Corporation	Ownership	100.000	Humana Inc.	0
0119	Humana Inc.	00000	62-1552091				PHP Companies, Inc.	TN	NIA	Humana Inc.	Ownership	100.000	Humana Inc.	0
0119	Humana Inc.	00000	62-1250945				Preferred Health Partnership, Inc.	TN	NIA	PHP Companies, Inc.	Ownership	100.000	Humana Inc.	0
0119	Humana Inc.	00000	20-1724127				Preservation on Main, Inc.	KY	NIA	Humana Inc.	Ownership	100.000	Humana Inc.	0
0119	Humana Inc.	00000	46-1225873				Primary Care Holdings, Inc.	DE	NIA	Humana Inc.	Ownership	100.000	Humana Inc.	0
0119	Humana Inc.	00000	75-2739333				Reachout Homecare, Inc.	TX	NIA	ROHC, L.L.C.	Ownership	100.000	Humana Inc.	0
0119	Humana Inc.	00000	75-2844854				ROHC, L.L.C.	TX	NIA	Humana at Home, Inc.	Ownership	100.000	Humana Inc.	0
0119	Humana Inc.	00000	56-2593719				SeniorBridge (NC), Inc.	NC	NIA	Humana at Home, Inc.	Ownership	100.000	Humana Inc.	0
0119	Humana Inc.	00000	80-0581269				SeniorBridge Care Management, Inc.	NY	NIA	Humana at Home, Inc.	Ownership	100.000	Humana Inc.	0
0119	Humana Inc.	00000	46-0702349				SeniorBridge Family Companies (AZ), Inc.	AZ	NIA	Humana at Home, Inc.	Ownership	100.000	Humana Inc.	0
0119	Humana Inc.	00000	45-3039782				SeniorBridge Family Companies (CA), Inc.	CA	NIA	Humana at Home, Inc.	Ownership	100.000	Humana Inc.	0
0119	Humana Inc.	00000	27-0452360				SeniorBridge Family Companies (CT), Inc.	CT	NIA	Humana at Home, Inc.	Ownership	100.000	Humana Inc.	0
0119	Humana Inc.	00000	65-1096853				SeniorBridge Family Companies (FL), Inc.	FL	NIA	Humana at Home, Inc.	Ownership	100.000	Humana Inc.	0
0119	Humana Inc.	00000	02-0660212				SeniorBridge Family Companies (IL), Inc.	IL	NIA	Humana at Home, Inc.	Ownership	100.000	Humana Inc.	0
0119	Humana Inc.	00000	20-0301155				SeniorBridge Family Companies (IN), Inc.	IN	NIA	Humana at Home, Inc.	Ownership	100.000	Humana Inc.	0
0119	Humana Inc.	00000	81-0557727				SeniorBridge Family Companies (MD), Inc.	MD	NIA	Humana at Home, Inc.	Ownership	100.000	Humana Inc.	0
0119	Humana Inc.	00000	46-0677759				SeniorBridge Family Companies (MO), Inc.	MO	NIA	Humana at Home, Inc.	Ownership	100.000	Humana Inc.	0
0119	Humana Inc.	00000	36-4484449				SeniorBridge Family Companies (NJ), Inc.	NJ	NIA	Humana at Home, Inc.	Ownership	100.000	Humana Inc.	0
0119	Humana Inc.	00000	36-4484443				SeniorBridge Family Companies (NY), Inc.	NY	NIA	Humana at Home, Inc.	Ownership	100.000	Humana Inc.	0
0119	Humana Inc.	00000	20-0260501				SeniorBridge Family Companies (OH), Inc.	OH	NIA	Humana at Home, Inc.	Ownership	100.000	Humana Inc.	0
0119	Humana Inc.	00000	38-3643832				SeniorBridge Family Companies (PA), Inc.	PA	NIA	Humana at Home, Inc.	Ownership	100.000	Humana Inc.	0
0119	Humana Inc.	00000	01-0766084				SeniorBridge Family Companies (TX), Inc.	TX	NIA	Humana at Home, Inc.	Ownership	100.000	Humana Inc.	0
0119	Humana Inc.	00000	46-0691871				SeniorBridge Family Companies (VA), Inc.	VA	NIA	Humana at Home, Inc.	Ownership	100.000	Humana Inc.	0
0119	Humana Inc.	00000	59-2518701				SeniorBridge-Florida, LLC	FL	NIA	SeniorBridge Family Companies (FL), Inc.	Ownership	100.000	Humana Inc.	0



SCHEDULE Y  
PART 1A - DETAIL OF INSURANCE HOLDING COMPANY SYSTEM

1	2	3	4	5	6	7	8	9	10	11	12 Type of Control (Ownership, Board, Management, Attorney-in-Fact, Influence, Other)	13 If Control is Owner- ship Provide Percen- tage	14  Ultimate Controlling Entity(ies)/Person(s)	15
Group Code	Group Name	NAIC Company Code	ID Number	Federal RSSD	CIK	Name of Securities Exchange if Publicly Traded (U.S. or International)	Names of Parent, Subsidiaries Or Affiliates	Domi- ciliary Loca- tion	Relation- ship to Reporting Entity	Directly Controlled by (Name of Entity/Person)				*
...0119	Humana Inc. ....	...00000	27-0338595	.....	.....	.....	Seredor Corporation .....	..FL	...NIA.....	Continuicare Corporation .....	Ownership.....	..100.000	Humana Inc. ....	.....0
...0119	Humana Inc. ....	...00000	86-0597187	.....	.....	.....	St. Mary's Medical Park Pharmacy, Inc. ....	..AZ	...NIA.....	Humana Pharmacy, Inc. ....	Ownership.....	..100.000	Humana Inc. ....	.....0
...0119	Humana Inc. ....	...00000	32-0375132	.....	.....	.....	Symphony Health Partners - Midwest, LLC .....	..DE	...NIA.....	See Footnote 7 .....	Ownership.....	..0.000	Humana Inc. ....	.....7
...0119	Humana Inc. ....	...00000	45-5032192	.....	.....	.....	Symphony Health Partners, Inc. ....	..DE	...NIA.....	Metropolitan Health Networks, Inc. ....	Ownership.....	..100.000	Humana Inc. ....	.....0
...0119	Humana Inc. ....	...00000	74-2352809	.....	.....	.....	Texas Dental Plans, Inc. ....	..TX	...NIA.....	Humana Dental Company .....	Ownership.....	..100.000	Humana Inc. ....	.....0
...0119	Humana Inc. ....	...54739	52-1157181	.....	.....	.....	The Dental Concern, Inc. ....	..KY	...IA.....	HumanaDental, Inc. ....	Ownership.....	..100.000	Humana Inc. ....	.....0
...0119	Humana Inc. ....	...00000	75-2600512	.....	.....	.....	TLC Plus of Texas, Inc. ....	..TX	...NIA.....	ROHC, L.L.C. ....	Ownership.....	..100.000	Humana Inc. ....	.....0
...0119	Humana Inc. ....	...00000	20-3585174	.....	.....	.....	Valor Healthcare, Inc. ....	..DE	...NIA.....	Humana Inc. ....	Ownership.....	..100.000	Humana Inc. ....	.....0

Asterisk	Explanation
1 .....	Availity, L.L.C., a Delaware limited liability company, was formed by affiliates of Humana Inc. and Blue Cross and Blue Shield of Florida, Inc. to develop and operate an Internet site on the World Wide Web to permit health plans to communicate and engage in electronic transactions with health care service providers initially in the State of Florida. HUM-e-FL, Inc., a subsidiary of Humana Inc., is a Member with a 22.5% ownership interest. Navigy, Inc., a subsidiary of Blue Cross and Blue Shield of Florida, Inc., is a Member with a 33.75% ownership interest, Health Care Service Corporation, a Member, has a 33.75% ownership interest, and Selcore, Inc., a subsidiary of WellPoint and a Member, has a 10% ownership interest. ....
2 .....	CM Occupational Health, Limited Liability Company is a Maine limited liability company. Occupational Health + Rehabilitation LLC has a 90% ownership interest and Advanced Health Services, Inc. has a 10% ownership interest. ....
3 .....	Concentra Akron, L.L.C. is a Delaware limited liability company. Concentra Health Services, Inc. has a 51% ownership interest and Akron General Partners, Inc. has a 49% ownership interest. ....
4 .....	Independent Care Health Plan, a Wisconsin corporation licensed as an HMO, operates an integrated, coordinated medical and social service managed care program for chronically disabled Medicaid recipients in Milwaukee, Wisconsin. CareNetwork, Inc. owns 50% of the company's stock. Centers of Excellence, Inc. owns the other 50%. ....
5 .....	OHR/MMC, Limited Liability Company is a Main limited liability company. Occupational Health + Rehabilitation LLC has a 51% ownership interest and Maine Health has a 49% ownership interest. ....
6 .....	Ownership is 60% Arcadian Health Plan, Inc., 40% Arcadian Management Services, Inc. ....
7 .....	Ownership is 80% Symphony Health Partners, Inc. and 20% Humana Inc. of Symphony Health Partners Midwest, LLC. ....
8 .....	Concentra Arkansas, L.L.C. is a Delaware limited liability company. Concentra Health Services, Inc. has a 51% ownership interest and St. Vincent Community Health Services, Inc. has a 49% ownership interest. ....
9 .....	Concentra Occupational Healthcare Harrisburg, L.P. is a Delaware limited liability company. Concentra Health Services, Inc. has a 51% ownership interest and Pinnacle Health Hospitals has a 49% interest. ....
10 .....	Concentra South Carolina, L.L.C. is a Delaware limited liability company. Concentra Health Services, Inc. has a 51% ownership interest and North Trident Regional Hospital, Inc. has a 49% ownership interest. ....
11 .....	Concentra St. Louis, L.L.C. is a Delaware limited liability company. Concentra Health Services, Inc. has a 70% ownership interest and Tenet HealthSystem SL-HLC, Inc. has a 30% ownership interest. ....
12 .....	Concentra-UPMC, L.L.C. is a Delaware limited liability company. Concentra Health Services, Inc. has a 51% ownership interest and Community Occupational Medicine, Inc. has a 49% ownership interest. ....
13 .....	OHR/Baystate, LLC is a Massachusetts limited liability company. Occupational Health + Rehabilitation LLC has a 51% ownership interest and Bayside Medical Center has a 49% ownership interest. ....

**SCHEDULE Y**  
**PART 2 - SUMMARY OF INSURER'S TRANSACTIONS WITH ANY AFFILIATES**

1	2	3	4	5	6	7	8	9	10	11	12	13
NAIC Company Code	ID Number	Names of Insurers and Parent, Subsidiaries or Affiliates	Shareholder Dividends	Capital Contributions	Purchases, Sales or Exchanges of Loans, Securities, Real Estate, Mortgage Loans or Other Investments	Income/ (Disbursements) Incurred in Connection with Guarantees or Undertakings for the Benefit of any Affiliate(s)	Management Agreements and Service Contracts	Income/ (Disbursements) Incurred Under Reinsurance Agreements	*	Any Other Material Activity Not in the Ordinary Course of the Insurer's Business	Totals	Reinsurance Recoverable/ (Payable) on Losses and/or Reserve Credit Taken/(Liability)
00000	65-0851053	154th Street Medical Plaza, Inc.	0	0	0	0	(7,250,397)	0	0	0	(7,250,397)	0
00000	20-0381804	1st Choice Home Health Care, LLC	0	0	0	0	0	0	0	0	0	0
00000	20-5309363	515-526W MainSt CondoCouncilofCo-Owners	0	0	0	0	0	0	0	0	0	0
00000	65-0293220	54th Street Medical Plaza, Inc.	0	0	0	0	(6,540,184)	0	0	0	(6,540,184)	0
00000	27-0200477	Ambulatory Care Solutions of Arkansas LLC	0	0	0	0	0	0	0	0	0	0
00000	26-4179617	Ambulatory Care Solutions of Ohio LLC	0	0	0	0	(17)	0	0	0	(17)	0
00000	37-1485812	Ambulatory Care Solutions, LLC	0	0	0	0	(17)	0	0	0	(17)	0
00000	45-3818750	American Eldercare of North Florida, LLC	0	0	0	0	(16)	0	0	0	(16)	0
00000	65-0380198	American Eldercare, Inc.	0	20,000,000	0	0	(2,151,190)	0	0	0	17,848,810	0
00000	27-3387971	Arcadian Choice, Inc.	0	0	0	0	0	0	0	0	0	0
12151	20-1001348	Arcadian Health Plan, Inc.	(18,500,000)	0	0	0	(9,211,345)	0	0	0	(27,711,345)	0
00000	86-0836599	Arcadian Management Services, Inc.	0	0	0	0	313,645	0	0	0	313,645	0
00000	59-3715944	Availity, L.L.C.	0	0	0	0	0	0	0	0	0	0
00000	30-0117876	CAC Medical Center Holdings, Inc.	0	0	0	0	(1,800,301)	0	0	0	(1,800,301)	0
00000	26-0010657	CAC-Florida Medical Centers, LLC	0	0	0	0	14,802,987	0	0	0	14,802,987	0
00000	13-4106498	Cambridge Companions, LLC	0	0	0	0	0	0	0	0	0	0
00000	13-4076893	Cambridge Personal Care, LLC	0	0	0	0	0	0	0	0	0	0
00000	26-0815856	Care Partners Home Care, LLC	0	0	0	0	0	0	0	0	0	0
00000	39-1514846	CareNetwork, Inc.	0	0	0	0	(1,297,308)	0	0	0	(1,297,308)	0
95092	59-2598550	CarePlus Health Plans, Inc.	(55,000,000)	0	0	0	(59,730,511)	0	0	0	(114,730,511)	0
95754	62-1579044	Cariten Health Plan Inc.	(30,000,000)	0	0	0	(99,019,550)	0	0	0	(129,019,550)	0
00000	80-0072760	Certify Data Systems, Inc.	0	0	0	0	33,635,972	0	0	0	33,635,972	0
95158	61-1279717	CHA HMO, Inc.	0	0	0	0	(3,843,253)	0	0	0	(3,843,253)	0
00000	61-1279716	CHA Service Company	0	0	0	0	0	0	0	0	0	0
00000	01-0510161	CM Occupational Health, L.L.C.	0	0	0	0	0	0	0	0	0	0
00000	20-5440995	CNU Blue 2, LLC	0	0	0	0	0	0	0	0	0	0
52015	59-2531815	CompBenefits Company	(1,000,000)	0	0	0	(22,617,187)	0	0	0	(23,617,187)	0
00000	04-3185995	CompBenefits Corporation	0	0	0	0	2,664,194	0	0	0	2,664,194	0
11228	36-3686002	CompBenefits Dental, Inc.	0	0	0	0	(4,777,434)	0	0	0	(4,777,434)	0
00000	58-2228851	CompBenefits Direct, Inc.	0	0	0	0	0	0	0	0	0	0
60984	74-2552026	CompBenefits Insurance Company	(4,000,000)	0	0	0	(18,591,449)	0	0	0	(22,591,449)	0
00000	45-3713941	Complex Clinical Management, Inc.	0	0	0	0	571	0	0	0	571	0
00000	42-1575099	Comprehensive Health Insights, Inc.	0	0	0	0	(1,252,219)	0	0	0	(1,252,219)	0
00000	20-0114482	Concentra Akron, L.L.C.	0	0	0	0	0	0	0	0	0	0
00000	62-1691148	Concentra Arkansas, L.L.C.	0	0	0	0	0	0	0	0	0	0
00000	75-2510547	Concentra Health Services, Inc.	0	0	0	0	0	0	0	0	0	0
00000	26-4823524	Concentra Inc.	0	0	0	0	(5,189,594)	0	0	0	(5,189,594)	0
00000	04-2658593	Concentra Integrated Services, Inc.	0	0	0	0	0	0	0	0	0	0
00000	76-0546504	Concentra Laboratory, L.L.C.	0	0	0	0	0	0	0	0	0	0
00000	75-2857879	Concentra Occ Health Research Institute	0	0	0	0	0	0	0	0	0	0
00000	23-2901126	Concentra Occ Healthcare Harrisburg, L.P	0	0	0	0	0	0	0	0	0	0
00000	04-3363415	Concentra Operating Corporation	0	0	0	0	0	0	0	0	0	0
00000	75-2678146	Concentra Solutions, Inc.	0	0	0	0	(48,068)	0	0	0	(48,068)	0

SCHEDULE Y

PART 2 - SUMMARY OF INSURER'S TRANSACTIONS WITH ANY AFFILIATES

1	2	3	4	5	6	7	8	9	10	11	12	13
NAIC Company Code	ID Number	Names of Insurers and Parent, Subsidiaries or Affiliates	Shareholder Dividends	Capital Contributions	Purchases, Sales or Exchanges of Loans, Securities, Real Estate, Mortgage Loans or Other Investments	Income/ (Disbursements) Incurred in Connection with Guarantees or Undertakings for the Benefit of any Affiliate(s)	Management Agreements and Service Contracts	Income/ (Disbursements) Incurred Under Reinsurance Agreements	*	Any Other Material Activity Not in the Ordinary Course of the Insurer's Business	Totals	Reinsurance Recoverable/ (Payable) on Losses and/or Reserve Credit Taken/(Liability)
00000	75-2784513	Concentra South Carolina, L.L.C.	0	0	0	0	0	0	0	0	0	0
00000	75-2821236	Concentra St. Louis, L.L.C.	0	0	0	0	0	0	0	0	0	0
00000	22-3675361	Concentra-UPMC, L.L.C.	0	0	0	0	0	0	0	0	0	0
00000	59-2716023	Continuicare Corporation	0	0	0	0	(2,447,750)	0	0	0	(2,447,750)	0
00000	65-0796178	Continuicare Managed Care, Inc.	0	0	0	0	0	0	0	0	0	0
00000	20-5646291	Continuicare MDHC, LLC	0	0	0	0	(683,922)	0	0	0	(683,922)	0
00000	65-0791417	Continuicare Medical Management, Inc.	0	0	0	0	(716,175)	0	0	0	(716,175)	0
00000	65-0780986	Continuicare MSO, Inc.	0	0	0	0	0	0	0	0	0	0
00000	20-8236655	Corphealth Provider Link, Inc.	0	0	0	0	0	0	0	0	0	0
00000	75-2043865	Corphealth, Inc.	0	0	0	0	(5,605,397)	0	0	0	(5,605,397)	0
00000	33-0916248	DefenseWeb Technologies, Inc.	0	0	0	0	(1,365,418)	0	0	0	(1,365,418)	0
00000	36-3512545	Dental Care Plus Management Corp.	0	0	0	0	(1)	0	0	0	(1)	0
95161	76-0039628	DentiCare, Inc.	(1,500,000)	0	0	0	(9,121,271)	0	0	0	(10,621,271)	0
88595	31-0935772	Emphesys Insurance Company	0	0	0	0	341	0	0	0	341	0
00000	61-1237697	Emphesys, Inc.	0	0	0	0	0	0	0	0	0	0
00000	27-1649291	Harris, Rothenberg International Inc.	0	0	0	0	(12,208,935)	0	0	0	(12,208,935)	0
00000	11-2795529	Harte Placements, Inc.	0	0	0	0	0	0	0	0	0	0
00000	61-1223418	Health Value Management, Inc.	0	0	0	0	58,856	0	0	0	58,856	0
00000	46-4912173	HRI Humana of California Inc.	0	3,000,000	0	0	402	0	0	0	3,000,402	0
00000	26-3592783	HUM INT, LLC	0	0	0	0	0	0	0	0	0	0
00000	20-4835394	Humana Active Outlook, Inc.	0	0	0	0	0	0	0	0	0	0
00000	04-3580066	Humana at Home (MA), Inc.	0	0	0	0	(376,876)	0	0	0	(376,876)	0
00000	65-0274594	Humana at Home 1, Inc.	0	0	0	0	(25,140,296)	0	0	0	(25,140,296)	0
00000	13-4036798	Humana at Home, Inc.	0	0	0	0	1,864,540	0	0	0	1,864,540	0
60052	37-1326199	Humana Benefit Plan of Illinois, Inc.	(2,000,000)	0	0	0	(32,494,964)	0	0	0	(34,494,964)	0
00000	59-1843760	Humana Dental Company	0	0	0	0	3,654,969	0	0	0	3,654,969	0
52028	36-3654697	Humana Dental Concern, Ltd.	0	0	0	0	(86,240)	0	0	0	(86,240)	0
95519	58-2209549	Humana Employers Health Plan of GA. Inc.	0	125,000,000	0	0	(155,056,997)	0	0	0	(30,056,997)	0
00000	61-1241225	Humana Government Business, Inc.	0	0	0	0	(33,631,352)	0	0	0	(33,631,352)	0
95642	72-1279235	Humana Health Benefit Plan of LA, Inc.	(75,000,000)	0	0	0	(170,586,267)	0	0	0	(245,586,267)	0
13558	26-2800286	Humana Health Company of New York, Inc.	0	0	0	0	(1,889,478)	0	0	0	(1,889,478)	0
69671	61-1041514	Humana Health Ins. Co. of Florida, Inc.	(5,000,000)	0	0	0	154,215,336	0	0	0	149,215,336	0
00000	26-3473328	Humana Health Plan of California, Inc.	0	30,000,000	0	0	(18,497,072)	0	0	0	11,502,928	0
95348	31-1154200	Humana Health Plan of Ohio, Inc.	0	40,000,000	0	0	(42,067,637)	0	0	0	(2,067,637)	0
95024	61-0994632	Humana Health Plan of Texas, Inc.	0	50,000,000	0	0	(91,555,736)	0	0	0	(41,555,736)	0
95885	61-1013183	Humana Health Plan, Inc.	0	175,000,000	0	0	(594,777,349)	0	0	0	(419,777,349)	0
00000	66-0406896	Humana Health Plans of Puerto Rico, Inc.	0	0	0	0	16,042,785	0	0	0	16,042,785	0
00000	61-0647538	Humana Inc.	926,630,000	(425,000,000)	0	0	2,311,816,788	0	0	0	2,813,446,788	0
00000	61-1343791	Humana Innovation Enterprises, Inc.	0	0	0	0	0	0	0	0	0	0
73288	39-1263473	Humana Insurance Company	(425,000,000)	(100,000,000)	0	0	(540,966,831)	(15,027,342)	0	0	(1,080,994,173)	28,827,426
60219	61-1311685	Humana Insurance Company of Kentucky	0	50,000,000	0	0	(18,826,311)	3,762,040	0	0	34,935,729	(258,557,294)
12634	20-2888723	Humana Insurance Company of New York	0	0	0	0	(25,065,092)	0	0	0	(25,065,092)	0
00000	66-0291866	Humana Insurance of Puerto Rico, Inc.	0	0	0	0	(15,766,188)	0	0	0	(15,766,188)	0
00000	20-3364857	Humana MarketPOINT of Puerto Rico, Inc.	0	0	0	0	0	0	0	0	0	0

SCHEDULE Y

PART 2 - SUMMARY OF INSURER'S TRANSACTIONS WITH ANY AFFILIATES

1	2	3	4	5	6	7	8	9	10	11	12	13
NAIC Company Code	ID Number	Names of Insurers and Parent, Subsidiaries or Affiliates	Shareholder Dividends	Capital Contributions	Purchases, Sales or Exchanges of Loans, Securities, Real Estate, Mortgage Loans or Other Investments	Income/ (Disbursements) Incurred in Connection with Guarantees or Undertakings for the Benefit of any Affiliate(s)	Management Agreements and Service Contracts	Income/ (Disbursements) Incurred Under Reinsurance Agreements	*	Any Other Material Activity Not in the Ordinary Course of the Insurer's Business	Totals	Reinsurance Recoverable/ (Payable) on Losses and/or Reserve Credit Taken/(Liability)
00000	61-1343508	Humana Marketpoint, Inc.	0	0	0	0	520,645,404	0	0	0	520,645,404	0
00000	27-3991410	Humana Medical Plan of Michigan, Inc.	0	30,000,000	0	0	(6,798,213)	0	0	0	23,201,787	0
00000	27-4660531	Humana Medical Plan of Pennsylvania, Inc.	0	2,000,000	0	0	(1,125,433)	0	0	0	874,567	0
12908	20-8411422	Humana Medical Plan of Utah, Inc.	0	0	0	0	(12,285,705)	0	0	0	(12,285,705)	0
95270	61-1103898	Humana Medical Plan, Inc.	(300,730,000)	0	0	0	(808,103,141)	0	0	0	(1,108,833,141)	0
00000	46-5329373	Humana MSO, LLC	0	0	0	0	(90,934)	0	0	0	(90,934)	0
00000	45-2254346	Humana Pharmacy Solutions, Inc.	0	0	0	0	(5,466,372)	0	0	0	(5,466,372)	0
00000	61-1316926	Humana Pharmacy, Inc.	0	0	0	0	(76,999,181)	0	0	0	(76,999,181)	0
12282	20-2036444	Humana Regional Health Plan, Inc.	(1,500,000)	0	0	0	(725,985)	0	0	0	(2,225,985)	0
00000	20-8418853	Humana Veterans Healthcare Services, Inc.	0	0	0	0	(16,717)	0	0	0	(16,717)	0
00000	26-4522426	Humana WellWorks LLC	0	0	0	0	0	0	0	0	0	0
95342	39-1525003	Humana Wisc. Health Org. Ins. Corp.	0	0	0	0	(24,325,293)	0	0	0	(24,325,293)	0
70580	39-0714280	HumanaDental Insurance Company	(7,000,000)	0	0	0	(21,556,098)	0	0	0	(28,556,098)	0
00000	61-1364005	HumanaDental, Inc.	0	0	0	0	0	0	0	0	0	0
00000	27-4535747	HumanaVitality, LLC	0	0	0	0	(18,762,010)	0	0	0	(18,762,010)	0
00000	61-1239538	Humco, Inc.	0	0	0	0	650	0	0	0	650	0
00000	61-1383567	HUM-e-FL, Inc.	0	0	0	0	(1,475,840)	0	0	0	(1,475,840)	0
00000	26-3583438	HUM-Holdings International, Inc.	0	0	0	0	144,574	0	0	0	144,574	0
00000	86-1050795	Hummingbird Coaching Systems LLC	0	0	0	0	(126,599)	0	0	0	(126,599)	0
00000	39-1769093	Independent Care Health Plan	0	0	0	0	0	0	0	0	0	0
00000	76-0537878	Inteli Home Healthcare, Inc.	0	0	0	0	(88,517)	0	0	0	(88,517)	0
65110	57-0380426	Kanawha Insurance Company	0	0	0	0	(32,670,334)	11,265,302	0	0	(21,405,032)	229,729,868
00000	20-1377270	KMG America Corporation	0	0	0	0	16,112	0	0	0	16,112	0
00000	61-1232669	Managed Care Indemnity, Inc.	0	0	0	0	(701,594)	0	0	0	(701,594)	0
00000	65-0879131	METCARE of Florida, Inc.	0	0	0	0	(2,073,334)	0	0	0	(2,073,334)	0
00000	65-0635728	Metropolitan Health Networks, Inc.	0	0	0	0	(1,214,739)	0	0	0	(1,214,739)	0
00000	65-0992582	Naples Health Care Specialists, LLC	0	0	0	0	0	0	0	0	0	0
00000	11-3273542	National Healthcare Resources, Inc.	0	0	0	0	0	0	0	0	0	0
00000	65-0688221	Nursing Solutions, LLC	0	0	0	0	0	0	0	0	0	0
00000	04-3353031	OHR/Baystate, LLC	0	0	0	0	0	0	0	0	0	0
00000	04-3353031	OHR/MMC, Limited Liability Company	0	0	0	0	0	0	0	0	0	0
00000	98-0445802	OMP Insurance Company, Ltd.	0	0	0	0	0	0	0	0	0	0
00000	62-1552091	PHP Companies, Inc.	0	0	0	0	55,543	0	0	0	55,543	0
00000	62-1250945	Preferred Health Partnership, Inc.	0	0	0	0	0	0	0	0	0	0
00000	20-1724127	Preservation on Main, Inc.	0	0	0	0	2,916,276	0	0	0	2,916,276	0
00000	46-1225873	Primary Care Holdings, Inc.	0	0	0	0	105	0	0	0	105	0
00000	75-2739333	Reachout Homecare, Inc.	0	0	0	0	(91,489)	0	0	0	(91,489)	0
00000	75-2844854	ROHC, L.L.C.	0	0	0	0	(70,065)	0	0	0	(70,065)	0
00000	56-2593719	SeniorBridge (NC), Inc.	0	0	0	0	(518,590)	0	0	0	(518,590)	0
00000	80-0581269	SeniorBridge Care Management, Inc.	0	0	0	0	(370,933)	0	0	0	(370,933)	0
00000	46-0702349	SeniorBridge Family Companies (AZ), Inc.	0	0	0	0	(443,446)	0	0	0	(443,446)	0
00000	45-3039782	SeniorBridge Family Companies (CA), Inc.	0	0	0	0	(321,628)	0	0	0	(321,628)	0
00000	27-0452360	SeniorBridge Family Companies (CT), Inc.	0	0	0	0	(416,293)	0	0	0	(416,293)	0

SCHEDULE Y  
PART 2 - SUMMARY OF INSURER’S TRANSACTIONS WITH ANY AFFILIATES

1	2	3	4	5	6	7	8	9	10	11	12	13
NAIC Company Code	ID Number	Names of Insurers and Parent, Subsidiaries or Affiliates	Shareholder Dividends	Capital Contributions	Purchases, Sales or Exchanges of Loans, Securities, Real Estate, Mortgage Loans or Other Investments	Income/ (Disbursements) Incurred in Connection with Guarantees or Undertakings for the Benefit of any Affiliate(s)	Management Agreements and Service Contracts	Income/ (Disbursements) Incurred Under Reinsurance Agreements	*	Any Other Material Activity Not in the Ordinary Course of the Insurer's Business	Totals	Reinsurance Recoverable/ (Payable) on Losses and/or Reserve Credit Taken/(Liability)
00000	65-1096853	SeniorBridge Family Companies (FL), Inc.	0	0	0	0	(2,198,506)	0	0	0	(2,198,506)	0
00000	02-0660212	SeniorBridge Family Companies (IL), Inc.	0	0	0	0	(868,406)	0	0	0	(868,406)	0
00000	20-0301155	SeniorBridge Family Companies (IN), Inc.	0	0	0	0	(322,452)	0	0	0	(322,452)	0
00000	81-0557727	SeniorBridge Family Companies (MD), Inc.	0	0	0	0	(322,673)	0	0	0	(322,673)	0
00000	46-0677759	SeniorBridge Family Companies (MO), Inc.	0	0	0	0	(373,481)	0	0	0	(373,481)	0
00000	36-4484449	SeniorBridge Family Companies (NJ), Inc.	0	0	0	0	(607,263)	0	0	0	(607,263)	0
00000	36-4484443	SeniorBridge Family Companies (NY), Inc.	0	0	0	0	(1,158,056)	0	0	0	(1,158,056)	0
00000	20-0260501	SeniorBridge Family Companies (OH), Inc.	0	0	0	0	(333,471)	0	0	0	(333,471)	0
00000	38-3643832	SeniorBridge Family Companies (PA), Inc.	0	0	0	0	(348,991)	0	0	0	(348,991)	0
00000	01-0766084	SeniorBridge Family Companies (TX), Inc.	0	0	0	0	(487,354)	0	0	0	(487,354)	0
00000	46-0691871	SeniorBridge Family Companies (VA), Inc.	0	0	0	0	(452,175)	0	0	0	(452,175)	0
00000	59-2518701	SeniorBridge-Florida, LLC	0	0	0	0	0	0	0	0	0	0
00000	27-0338595	Seredor Corporation	0	0	0	0	(28,192)	0	0	0	(28,192)	0
00000	86-0597187	St. Mary's Medical Park Pharmacy, Inc.	0	0	0	0	10,273,415	0	0	0	10,273,415	0
00000	32-0375132	Symphony Health Partners - Midwest, LLC	0	0	0	0	0	0	0	0	0	0
00000	45-5032192	Symphony Health Partners, Inc.	0	0	0	0	0	0	0	0	0	0
00000	74-2352809	Texas Dental Plans, Inc.	0	0	0	0	0	0	0	0	0	0
54739	52-1157181	The Dental Concern, Inc.	(400,000)	0	0	0	(6,528,197)	0	0	0	(6,928,197)	0
00000	75-2600512	TLC Plus of Texas, Inc.	0	0	0	0	0	0	0	0	0	0
00000	20-3585174	Valor Healthcare, Inc.	0	0	0	0	(17)	0	0	0	(17)	0
9999999	Control Totals		0	0	0	0	0	0	XXX	0	0	0

ANNUAL STATEMENT FOR THE YEAR 2014 OF THE Humana Health Plan of Ohio, Inc.

SUPPLEMENTAL EXHIBITS AND SCHEDULES INTERROGATORIES










The following supplemental reports are required to be filed as part of your statement filing unless specifically waived by the domiciliary state. However, in the event that your domiciliary state waives the filing requirement, your response of WAIVED to the specific interrogatory will be accepted in lieu of filing a "NONE" report and a bar code will be printed below. If the supplement is required of your company but is not being filed for whatever reason enter SEE EXPLANATION and provide an explanation following the interrogatory questions.

		Responses
MARCH FILING		
1.	Will the Supplemental Compensation Exhibit be filed with the state of domicile by March 1? .....	YES
2.	Will an actuarial opinion be filed by March 1? .....	YES
3.	Will the confidential Risk-based Capital Report be filed with the NAIC by March 1?.....	YES
4.	Will the confidential Risk-based Capital Report be filed with the state of domicile, if required, by March 1?.....	YES
APRIL FILING		
5.	Will Management's Discussion and Analysis be filed by April 1? .....	YES
6.	Will the Supplemental Investment Risks Interrogatories be filed by April 1? .....	YES
7.	Will the Accident and Health Policy Experience Exhibit be filed by April 1? .....	YES
JUNE FILING		
8.	Will an audited financial report be filed by June 1? .....	YES
9.	Will Accountant's Letter of Qualifications be filed with the state of domicile and electronically with the NAIC by June 1? .....	YES

AUGUST FILING		
10.	Will Communication of Internal Control Related Matters Noted in Audit be filed with the state of domicile by August 1? .....	YES
The following supplemental reports are required to be filed as part of your annual statement filing. However, in the event that your company does not transact the type of business for which the special report must be filed, your response of NO to the specific interrogatory will be accepted in lieu of filing a "NONE" report and a bar code will be printed below. If the supplement is required of your company but is not being filed for whatever reason enter SEE EXPLANATION and provide an explanation following the interrogatory questions.		

MARCH FILING		
11.	Will the Medicare Supplement Insurance Experience Exhibit be filed with the state of domicile and the NAIC by March 1? .....	NO
12.	Will the Supplemental Life data due March 1 be filed with the state of domicile and the NAIC? .....	NO
13.	Will the Supplemental Property/Casualty data due March 1 be filed with the state of domicile and the NAIC?.....	NO
14.	Will Schedule SIS (Stockholder Information Supplement) be filed with the state of domicile by March 1?.....	NO
15.	Will the actuarial opinion on participating and non-participating policies as required in Interrogatories 1 and 2 on Exhibit 5 to Life Supplement be filed with the state of domicile and electronically with the NAIC by March 1?.....	NO
16.	Will the actuarial opinion on non-guaranteed elements as required in Interrogatory 3 to Exhibit 5 to Life Supplement be filed with the state of domicile and electronically with the NAIC by March 1?.....	NO
17.	Will the Medicare Part D Coverage Supplement be filed with the state of domicile and the NAIC by March 1?.....	NO
18.	Will an approval from the reporting entity's state of domicile for relief related to the five-year rotation requirement for lead audit partner be filed electronically with the NAIC by March 1? .....	NO
19.	Will an approval from the reporting entity's state of domicile for relief related to the one-year cooling off period for independent CPA be filed electronically with the NAIC by March 1? .....	NO
20.	Will an approval from the reporting entity's state of domicile for relief related to the Requirements for Audit Committees be filed electronically with the NAIC by March 1?.....	NO
APRIL FILING		
21.	Will the Long-Term Care Experience Reporting Forms be filed with the state of domicile and the NAIC by April 1? .....	NO
22.	Will the Supplemental Life data due April 1 be filed with the state of domicile and the NAIC? .....	NO
23.	Will the Supplemental Property/Casualty Insurance Expense Exhibit due April 1 be filed with any state that requires it, and, if so, the NAIC? .....	NO
24.	Will the Supplemental Health Care Exhibit (Parts 1, 2 and 3) be filed with the state of domicile and the NAIC by April 1? .....	YES
25.	Will the regulator only (non-public) Supplemental Health Care Exhibit's Expense Allocation Report be filed with the state of domicile and the NAIC by April 1? .....	YES
AUGUST FILING		
26.	Will Management's Report of Internal Control Over Financial Reporting be filed with the state of domicile by August 1? .....	YES
Explanations:		
11.	This type of business is not written.	
12.	This type of business is not written.	
13.	This type of business is not written.	
14.	This type of business is not written.	
15.	This type of business is not written.	
16.	This type of business is not written.	
17.	This type of business is not written.	
18.	No relief will be requested	
19.	No relief will be requested	
20.	No relief will be requested	
21.	This type of business is not written.	
22.	This type of business is not written.	
23.	This type of business is not written.	

Bar Codes:

11.	Medicare Supplement Insurance Experience Exhibit [Document Identifier 360]	 9 5 3 4 8 2 0 1 4 3 6 0 0 0 0 0 0
12.	Life Supplement [Document Identifier 205]	 9 5 3 4 8 2 0 1 4 2 0 5 0 0 0 0 0
13.	Property/Casualty Supplement [Document Identifier 207]	 9 5 3 4 8 2 0 1 4 2 0 7 0 0 0 0 0
14.	SIS Stockholder Information Supplement [Document Identifier 420]	 9 5 3 4 8 2 0 1 4 4 2 0 0 0 0 0 0
15.	Participating Opinion for Exhibit 5 [Document Identifier 371]	 9 5 3 4 8 2 0 1 4 3 7 1 0 0 0 0 0
16.	Non-Guaranteed Opinion for Exhibit 5 [Document Identifier 370]	 9 5 3 4 8 2 0 1 4 3 7 0 0 0 0 0 0
17.	Medicare Part D Coverage Supplement [Document Identifier 365]	 9 5 3 4 8 2 0 1 4 3 6 5 0 0 0 0 0
18.	Relief from the five-year rotation requirement for lead audit partner [Document Identifier 224]	 9 5 3 4 8 2 0 1 4 2 2 4 0 0 0 0 0
19.	Relief from the one-year cooling off period for independent CPA [Document Identifier 225]	 9 5 3 4 8 2 0 1 4 2 2 5 0 0 0 0 0

SUPPLEMENTAL EXHIBITS AND SCHEDULES INTERROGATORIES

20. Relief from the Requirements for Audit Committees [Document Identifier 226]



21. Long-Term Care Experience Reporting Forms [Document Identifier 306]



22. Life Supplement [Document Identifier 211]



23. Property/Casualty Supplement Insurance Expense Exhibit  
[Document Identifier 213]



ALPHABETICAL INDEX

ANNUAL STATEMENT BLANK

Analysis of Operations By Lines of Business ..... 7

Assets ..... 2

Cash Flow ..... 6

Exhibit 1 - Enrollment By Product Type for Health Business Only ..... 17

Exhibit 2 - Accident and Health Premiums Due and Unpaid ..... 18

Exhibit 3 - Health Care Receivables ..... 19

Exhibit 3A - Analysis of Health Care Receivables Collected and Accrued ..... 20

Exhibit 4 - Claims Unpaid and Incentive Pool, Withhold and Bonus ..... 21

Exhibit 5 - Amounts Due From Parent, Subsidiaries and Affiliates ..... 22

Exhibit 6 - Amounts Due To Parent, Subsidiaries and Affiliates ..... 23

Exhibit 7 - Part 1 - Summary of Transactions With Providers ..... 24

Exhibit 7 - Part 2 - Summary of Transactions With Intermediaries ..... 24

Exhibit 8 - Furniture, Equipment and Supplies Owned ..... 25

Exhibit of Capital Gains (Losses) ..... 15

Exhibit of Net Investment Income ..... 15

Exhibit of Nonadmitted Assets ..... 16

Exhibit of Premiums, Enrollment and Utilization (State Page) ..... 30

Five-Year Historical Data ..... 29

General Interrogatories ..... 27

Jurat Page ..... 1

Liabilities, Capital and Surplus ..... 3

Notes To Financial Statements ..... 26

Overflow Page For Write-ins ..... 44

Schedule A - Part 1 ..... E01

Schedule A - Part 2 ..... E02

Schedule A - Part 3 ..... E03

Schedule A - Verification Between Years ..... SI02

Schedule B - Part 1 ..... E04

Schedule B - Part 2 ..... E05

Schedule B - Part 3 ..... E06

Schedule B - Verification Between Years ..... SI02

Schedule BA - Part 1 ..... E07

Schedule BA - Part 2 ..... E08

Schedule BA - Part 3 ..... E09

Schedule BA - Verification Between Years ..... SI03

Schedule D - Part 1 ..... E10

Schedule D - Part 1A - Section 1 ..... SI05

Schedule D - Part 1A - Section 2 ..... SI08

Schedule D - Part 2 - Section 1 ..... E11

Schedule D - Part 2 - Section 2 ..... E12

Schedule D - Part 3 ..... E13

Schedule D - Part 4 ..... E14

Schedule D - Part 5 ..... E15

Schedule D - Part 6 - Section 1 ..... E16

Schedule D - Part 6 - Section 2 ..... E16

Schedule D - Summary By Country ..... SI04

Schedule D - Verification Between Years ..... SI03

Schedule DA - Part 1 ..... E17

Schedule DA - Verification Between Years ..... SI10

Schedule DB - Part A - Section 1 ..... E18

Schedule DB - Part A - Section 2 ..... E19

Schedule DB - Part A - Verification Between Years ..... SI11

Schedule DB - Part B - Section 1 ..... E20

Schedule DB - Part B - Section 2 ..... E21

Schedule DB - Part B - Verification Between Years ..... SI11

Schedule DB - Part C - Section 1 ..... SI12

Schedule DB - Part C - Section 2 ..... SI13

Schedule DB - Part D - Section 1 ..... E22

Schedule DB - Part D - Section 2 ..... E23

Schedule DB - Verification ..... SI14

Schedule DL - Part 1 ..... E24

Schedule DL - Part 2 ..... E25

Schedule E - Part 1 - Cash ..... E26

Schedule E - Part 2 - Cash Equivalents ..... E27

Schedule E - Part 3 - Special Deposits ..... E28

Schedule E - Verification Between Years ..... SI15



ANNUAL STATEMENT BLANK (Continued)

Schedule S - Part 1 - Section 2 .....	31
Schedule S - Part 2 .....	32
Schedule S - Part 3 - Section 2 .....	33
Schedule S - Part 4 .....	34
Schedule S - Part 5 .....	35
Schedule S - Part 6.....	36
Schedule S - Part 7.....	37
Schedule T - Part 2 - Interstate Compact .....	39
Schedule T - Premiums and Other Considerations .....	38
Schedule Y - Information Concerning Activities of Insurer Members of a Holding Company Group .....	40
Schedule Y - Part 1A - Detail of Insurance Holding Company System .....	41
Schedule Y - Part 2 - Summary of Insurer's Transactions With Any Affiliates .....	42
Statement of Revenue and Expenses .....	4
Summary Investment Schedule .....	SI01
Supplemental Exhibits and Schedules Interrogatories .....	43
Underwriting and Investment Exhibit - Part 1 .....	8
Underwriting and Investment Exhibit - Part 2 .....	9
Underwriting and Investment Exhibit - Part 2A .....	10
Underwriting and Investment Exhibit - Part 2B .....	11
Underwriting and Investment Exhibit - Part 2C .....	12
Underwriting and Investment Exhibit - Part 2D .....	13
Underwriting and Investment Exhibit - Part 3 .....	14